



UNITED STATES  
OLYMPIC & PARALYMPIC  
COMMITTEE

# 2024

## DEMOGRAPHIC DATA REPORT

USA CLIMBING



# USA CLIMBING

## 2024 DEMOGRAPHIC DATA



### Demographic Data Collection And Preparation

Under Section 220511(2)(B) of the Ted Stevens Act, the USOPC is required to report annual demographic data from the previous year as of December 31. Once the data is collected, the USOPC works with a consultant to compile more than 4,000 data points into unique profiles for each NGB and one for the USOPC.

### Significant Definitions

**Board of Directors:** The Board of Directors is the governing body of a nonprofit. Individuals who sit on the Board are responsible for overseeing the organization's activities.

**Standing Committees:** A permanent committee of the Board that meets regularly.

**Professional Staff:** Any paid full-time employee of an NGB.

**NGB Membership:** All individuals who are paying members of an NGB. This includes grassroots athletes through masters, as well as National Team athletes.

**National Teams (Athletes):** Athletes who are currently on a National Team as defined by the NGB. This includes the teams selected for that year's national or world championships or the Olympic/Paralympic Games.

**National Teams (Coaches and Other Non-Athletes):** Staff who assist with the National Teams as defined by the NGB. This includes coaches, trainers, logistics coordinators, medical personnel, etc.

**Developmental National Teams (Athletes):** Teams typically composed of emerging athletes who are training to eventually compete on the National Teams. These athletes are usually highly skilled individuals who are not fully ready to compete for the National Team.

**Developmental National Teams (Coaches and Other Non-Athletes):** Staff who assist with the Developmental National Teams as defined by the NGB. This includes coaches, trainers, logistics coordinators, medical personnel, etc.

**Part-Time Employees/Interns:** These are employees who assist with the operations of an NGB. They differ from professional staff in that they may be temporary or part-time employees.

### National Percentages

National percentages are based off the latest data on the American Community Survey (ACS) data updated annually by the U.S. Census Bureau.

### Chart Key

0.00% - Percent of Member/Staff  
● — - Demographic Data

..... - National Percentage  
0.00% - National Percentage

# USA CLIMBING

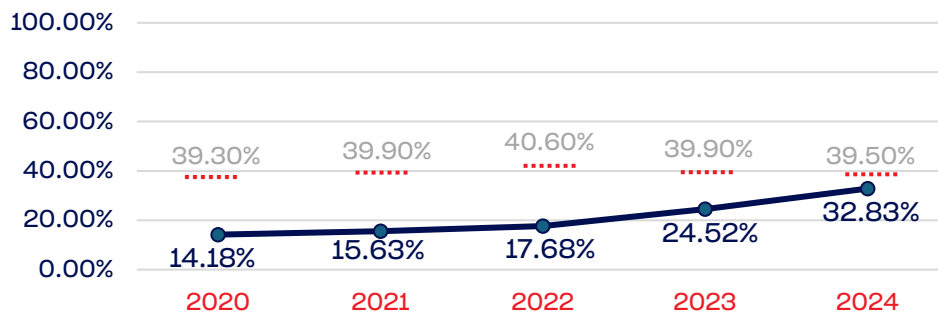
## 2024 DEMOGRAPHIC DATA



### PEOPLE OF COLOR

	Total Number	% People of Color	National %
Board of Directors	15	20.00	39.50
Standing Committees	24	8.33	39.50
Professional Staff	13	15.38	39.50
NGB Membership	0	0.00	39.50
National Team Athletes	79	30.37	39.50
National Team Non-Athlete (Coaches and Support Staff)	8	25.00	39.50
Development National Team Athlete	65	30.76	39.50
Development National Team Non-Athlete (Coaches and Support Staff)	0	0.00	39.50
Part-Time Staff/Inters	1	100.00	39.50
<b>Total</b>	<b>205</b>	<b>26.34</b>	
<b>Average</b>		<b>32.83</b>	

### Year-Over-Year Averages (Past 5-Years)



### Program and Initiative Notes/Highlights

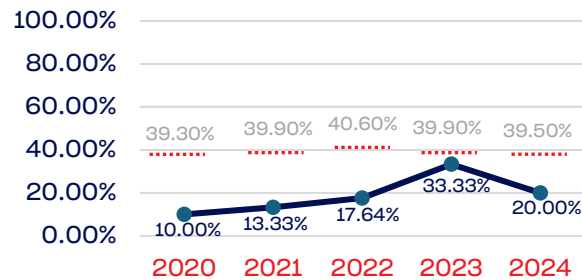
# USA CLIMBING

## 2024 DEMOGRAPHIC DATA

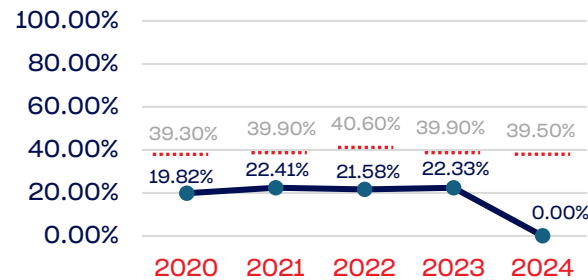


### PEOPLE OF COLOR

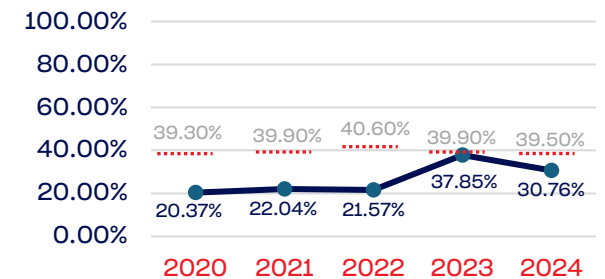
#### Board of Directors



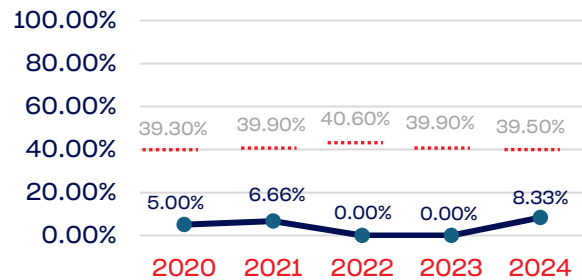
#### NGB Membership



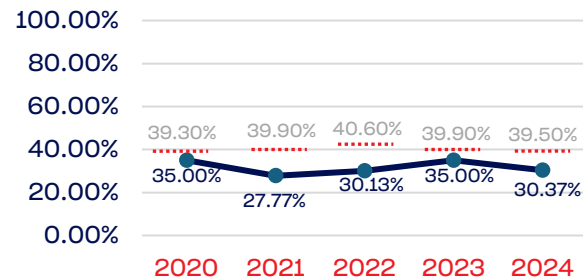
#### Development National Team



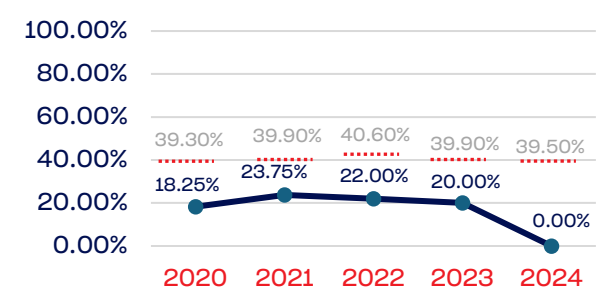
#### Standing Committees



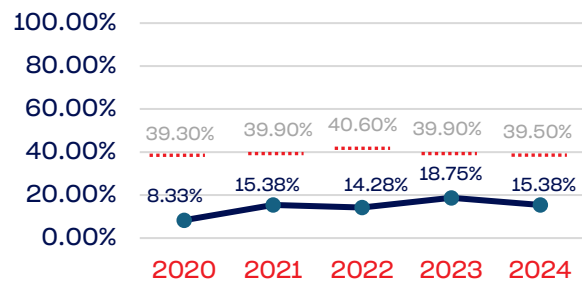
#### National Team Athletes



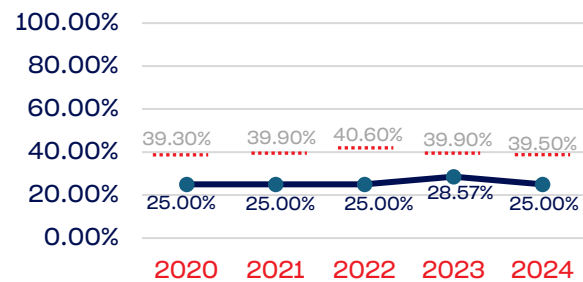
#### Development National Team Non-Athlete



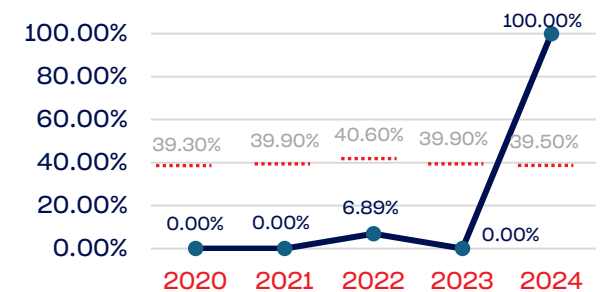
#### Professional Staff



#### National Team Non-Athlete



#### Part-Time Staff/Interns



# USA CLIMBING

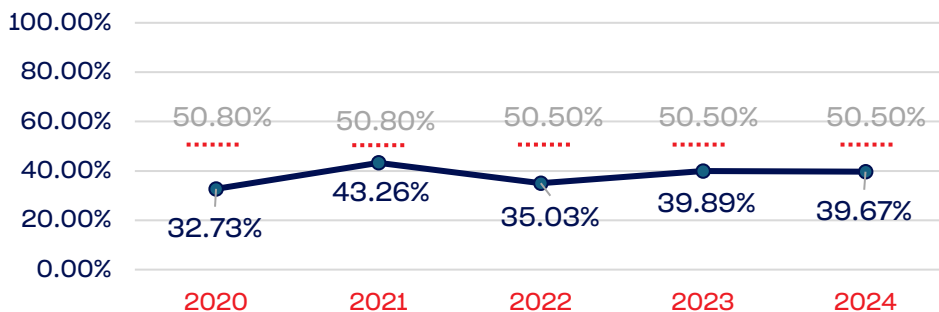
## 2024 DEMOGRAPHIC DATA



### WOMEN

	Total Number	% Women	National %
Board of Directors	15	66.66	50.50
Standing Committees	24	37.50	50.50
Professional Staff	13	38.46	50.50
NGB Membership	0	0.00	50.50
National Team Athletes	79	46.83	50.50
National Team Non-Athlete (Coaches and Support Staff)	8	12.50	50.50
Development National Team Athlete	65	47.69	50.50
Development National Team Non-Athlete (Coaches and Support Staff)	0	0.00	50.50
Part-Time Staff/Inters	1	0.00	50.50
<b>Total</b>	<b>205</b>	<b>45.37</b>	
<b>Average</b>		<b>35.66</b>	

### Year-Over-Year Averages (Past 5-Years)



### Program and Initiative Notes/Highlights

USA Climbing recently changed their Transgender Athlete Participation Policy. This will lead to a better set of data as they will now collect information from people who are transitioning or have transitioned.

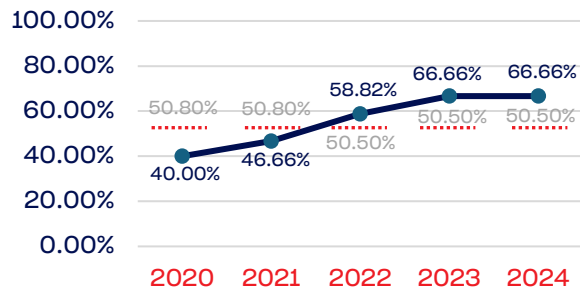
# USA CLIMBING

## 2024 DEMOGRAPHIC DATA

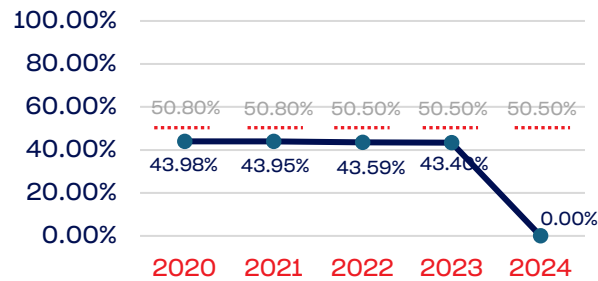


### WOMEN

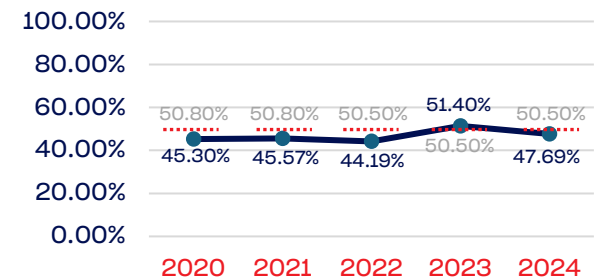
#### Board of Directors



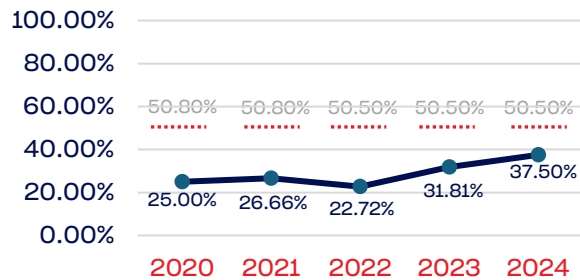
#### NGB Membership



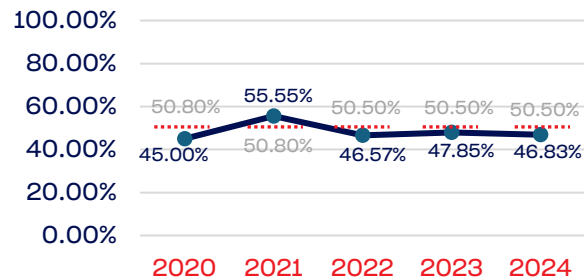
#### Development National Team



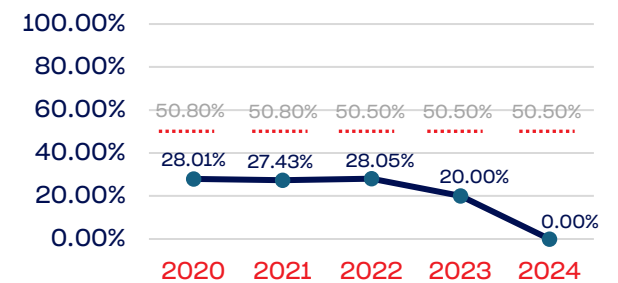
#### Standing Committees



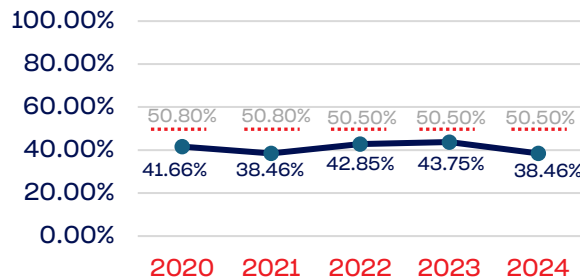
#### National Team Athletes



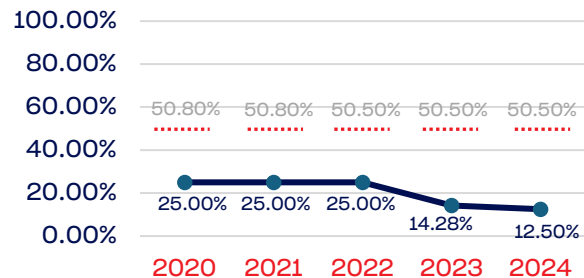
#### Development National Team Non-Athlete



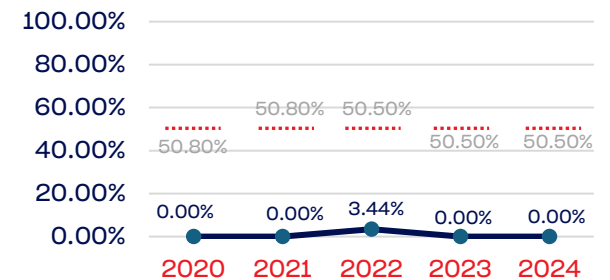
#### Professional Staff



#### National Team Non-Athlete



#### Part-Time Staff/Interns



# USA CLIMBING

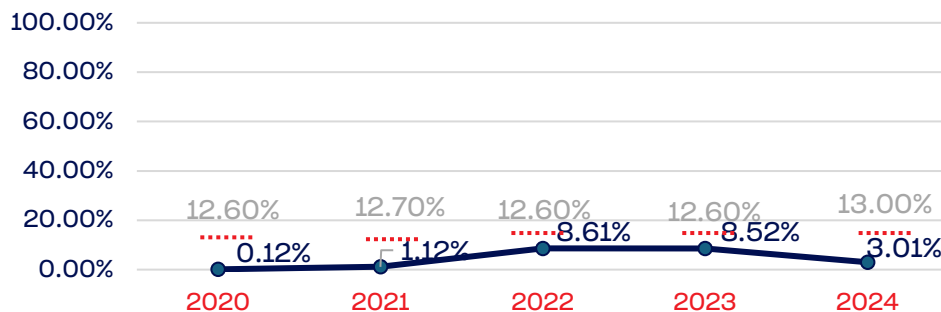
## 2024 DEMOGRAPHIC DATA



### PERSONS WITH A DISABILITY

	Total Number	% Disability	National %
Board of Directors	15	0.00	13.00
Standing Committees	24	8.33	13.00
Professional Staff	13	0.00	13.00
NGB Membership	0	0.00	13.00
National Team Athletes	79	5.06	13.00
National Team Non-Athlete (Coaches and Support Staff)	8	0.00	13.00
Development National Team Athlete	65	7.69	13.00
Development National Team Non-Athlete (Coaches and Support Staff)	0	0.00	13.00
Part-Time Staff/Inters	1	0.00	13.00
<b>Total</b>	<b>205</b>	<b>5.36</b>	
<b>Average</b>		<b>3.01</b>	

### Year-Over-Year Averages (Past 5-Years)



### Program and Initiative Notes/Highlights

Paraclimbing is going to make its debut in 2028 in LA, which is very exciting. This means new sources of funding, hiring a new full-time Paraclimbing coach, and open access to USA Climbing facilities for National Team and Development Team Paraclimbing members.

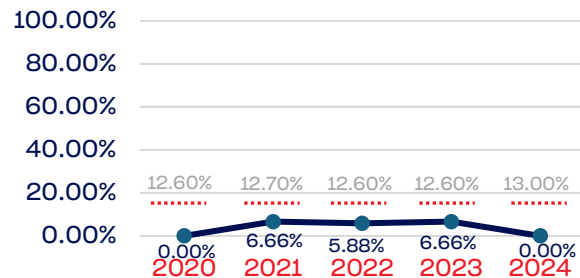
# USA CLIMBING

## 2024 DEMOGRAPHIC DATA

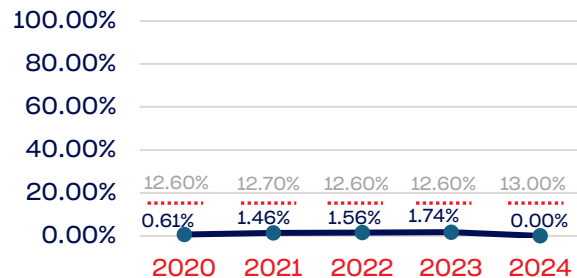


### PERSONS WITH A DISABILITY

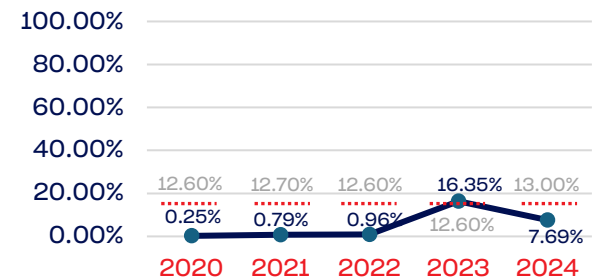
#### Board of Directors



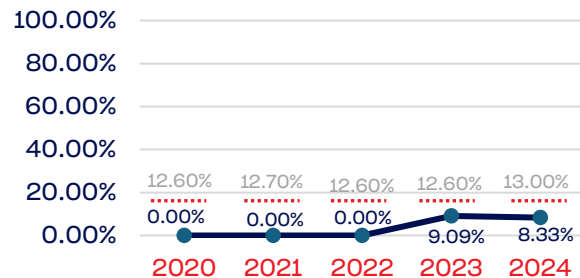
#### NGB Membership



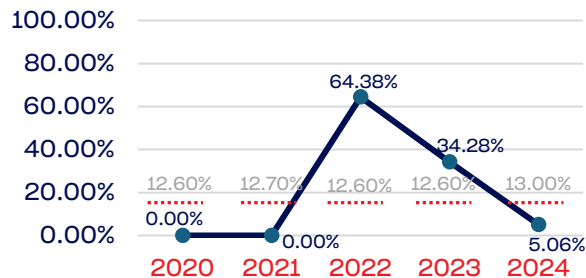
#### Development National Team



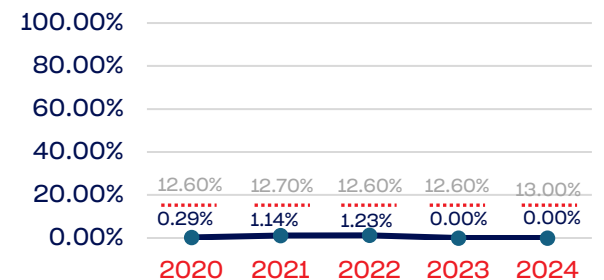
#### Standing Committees



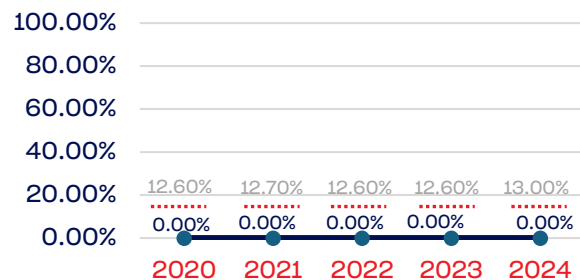
#### National Team Athletes



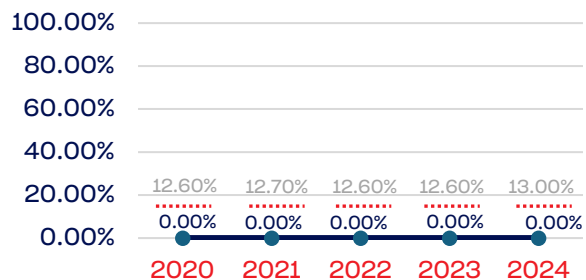
#### Development National Team Non-Athlete



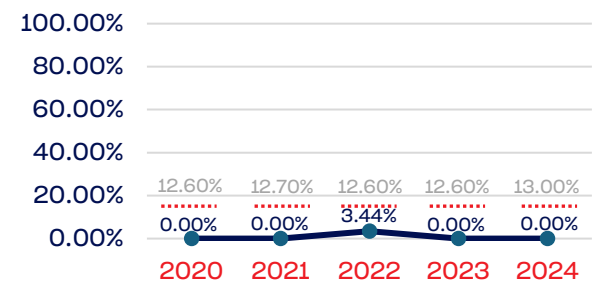
#### Professional Staff



#### National Team Non-Athlete



#### Part-Time Staff/Interns





# USA CLIMBING

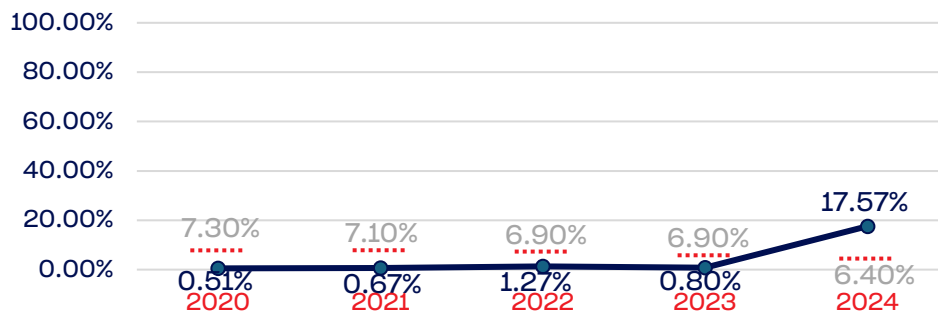
## 2024 DEMOGRAPHIC DATA



### Veterans

	Total Number	% Veterans	National %
Board of Directors	15	6.66	6.4
Standing Committees	24	4.16	6.4
Professional Staff	13	0.00	6.4
NGB Membership	0	0.00	6.4
National Team Athletes	79	72.15	6.4
National Team Non-Athlete (Coaches and Support Staff)	8	0.00	6.4
Development National Team Athlete	65	40.00	6.4
Development National Team Non-Athlete (Coaches and Support Staff)	0	0.00	6.4
Part-Time Staff/Inters	1	0.00	6.4
<b>Total</b>	<b>205</b>	<b>41.46</b>	
<b>Average</b>		<b>17.57</b>	

### Year-Over-Year Averages (Past 5-Years)



### Program and Initiative Notes/Highlights

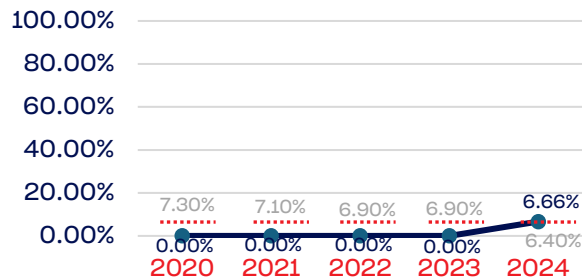
# USA CLIMBING

## 2024 DEMOGRAPHIC DATA

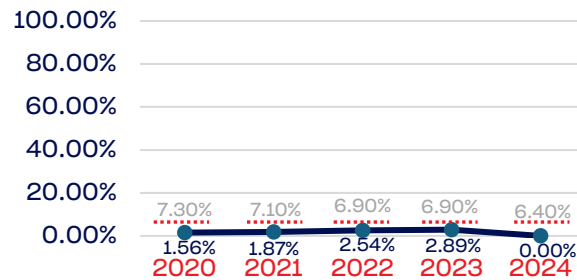


### VETERANS

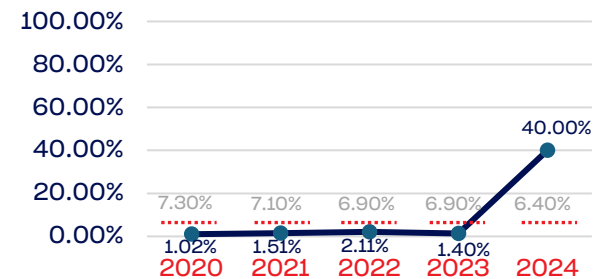
#### Board of Directors



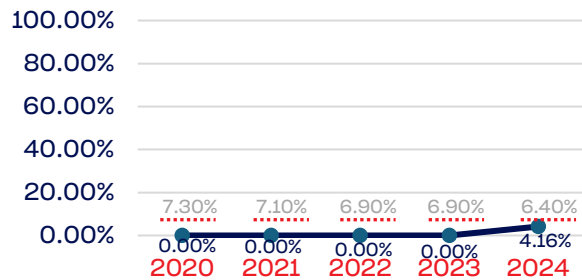
#### NGB Membership



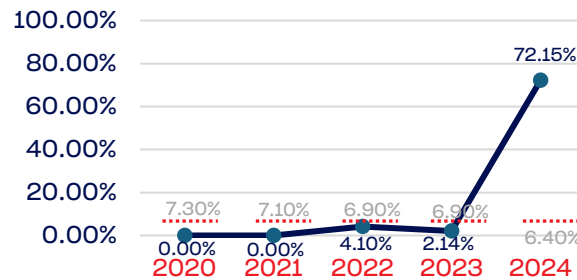
#### Development National Team



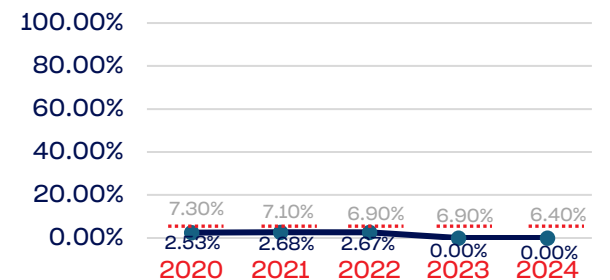
#### Standing Committees



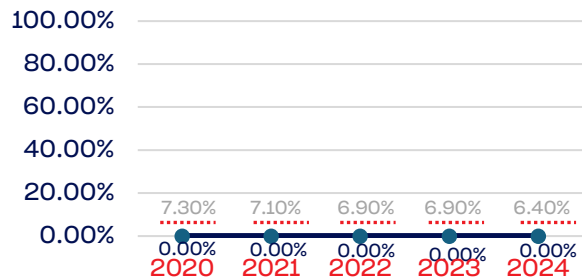
#### National Team Athletes



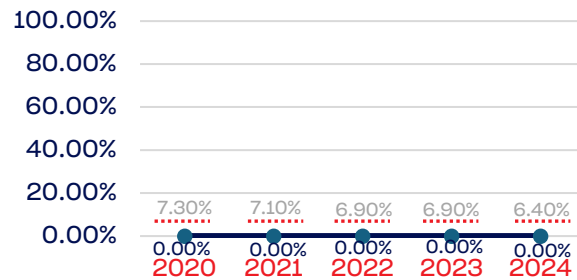
#### Development National Team Non-Athlete



#### Professional Staff



#### National Team Non-Athlete



#### Part-Time Staff/Interns

