



UNITED STATES
OLYMPIC & PARALYMPIC
COMMITTEE

2024

DEMOGRAPHIC DATA REPORT

USA SPEEDSKATING



US SPEEDSKATING

US SPEEDSKATING

2024 DEMOGRAPHIC DATA



U S S P E E D S K A T I N G

Demographic Data Collection And Preparation

Under Section 220511(2)(B) of the Ted Stevens Act, the USOPC is required to report annual demographic data from the previous year as of December 31. Once the data is collected, the USOPC works with a consultant to compile more than 4,000 data points into unique profiles for each NGB and one for the USOPC.

Significant Definitions

Board of Directors: The Board of Directors is the governing body of a nonprofit. Individuals who sit on the Board are responsible for overseeing the organization's activities.

Standing Committees: A permanent committee of the Board that meets regularly.

Professional Staff: Any paid full-time employee of an NGB.

NGB Membership: All individuals who are paying members of an NGB. This includes grassroots athletes through masters, as well as National Team athletes.

National Teams (Athletes): Athletes who are currently on a National Team as defined by the NGB. This includes the teams selected for that year's national or world championships or the Olympic/Paralympic Games.

National Teams (Coaches and Other Non-Athletes): Staff who assist with the National Teams as defined by the NGB. This includes coaches, trainers, logistics coordinators, medical personnel, etc.

Developmental National Teams (Athletes): Teams typically composed of emerging athletes who are training to eventually compete on the National Teams. These athletes are usually highly skilled individuals who are not fully ready to compete for the National Team.

Developmental National Teams (Coaches and Other Non-Athletes): Staff who assist with the Developmental National Teams as defined by the NGB. This includes coaches, trainers, logistics coordinators, medical personnel, etc.

Part-Time Employees/Interns: These are employees who assist with the operations of an NGB. They differ from professional staff in that they may be temporary or part-time employees.

National Percentages

National percentages are based off the latest data on the American Community Survey (ACS) data updated annually by the U.S. Census Bureau.

Chart Key

0.00% - Percent of Member/Staff
● — - Demographic Data

..... - National Percentage
0.00% - National Percentage

US SPEEDSKATING

2024 DEMOGRAPHIC DATA

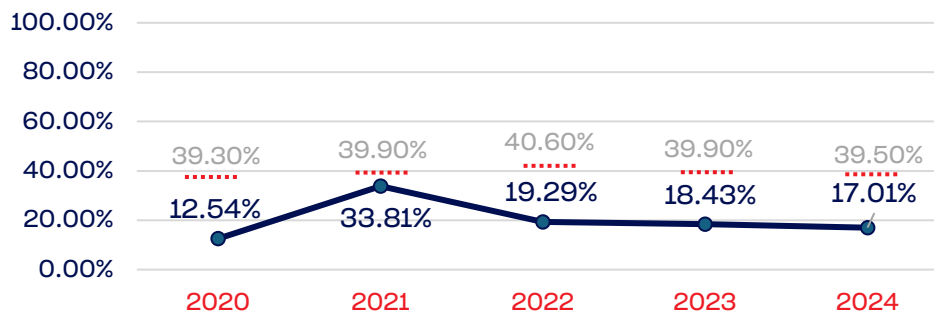


US SPEEDSKATING

PEOPLE OF COLOR

	Total Number	% People of Color	National %
Board of Directors	12	0.00	39.50
Standing Committees	29	6.89	39.50
Professional Staff	9	11.11	39.50
NGB Membership	1,968	30.99	39.50
National Team Athletes	29	31.03	39.50
National Team Non-Athlete (Coaches and Support Staff)	9	11.11	39.50
Development National Team Athlete	33	39.39	39.50
Development National Team Non-Athlete (Coaches and Support Staff)	7	14.28	39.50
Part-Time Staff/Inters	24	8.33	39.50
Total	2,120	30.14	
Average		17.01	

Year-Over-Year Averages (Past 5-Years)



Program and Initiative Notes/Highlights

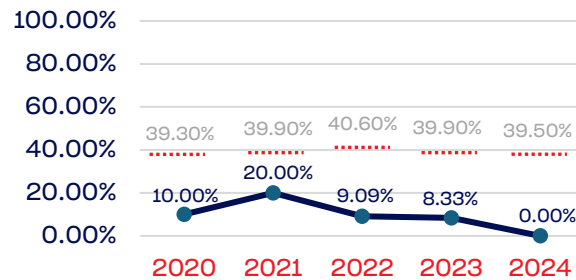
US SPEEDSKATING 2024 DEMOGRAPHIC DATA



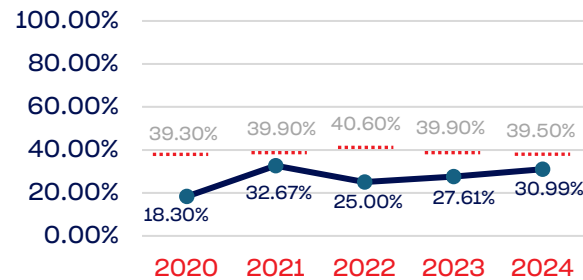
USSPEEDSKATING

PEOPLE OF COLOR

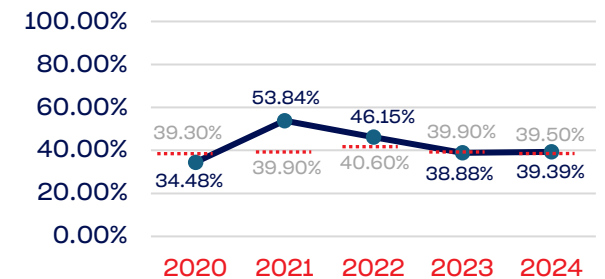
Board of Directors



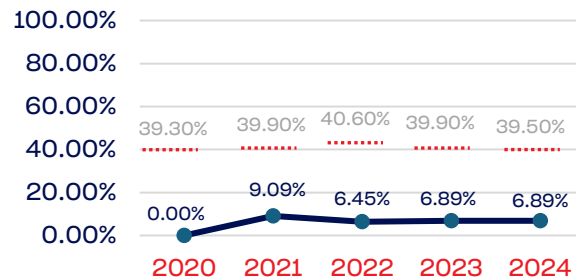
NGB Membership



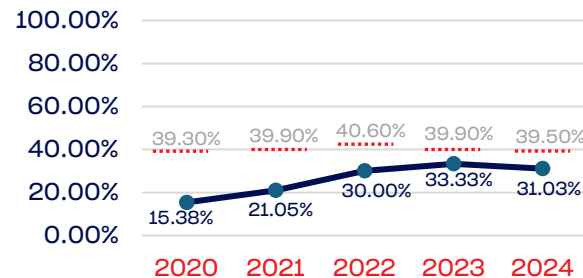
Development National Team



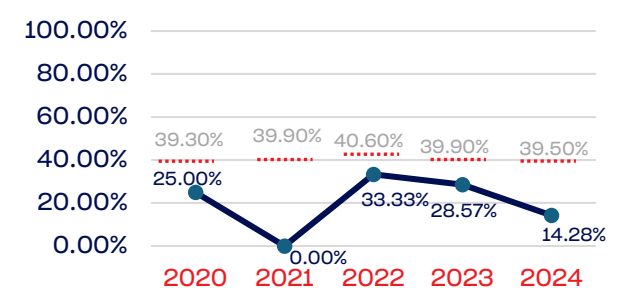
Standing Committees



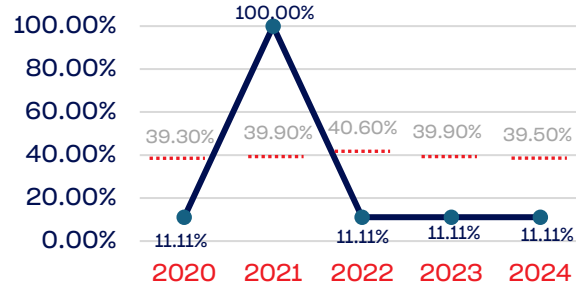
National Team Athletes



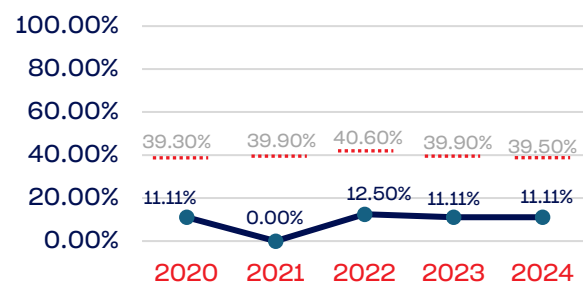
Development National Team Non-Athlete



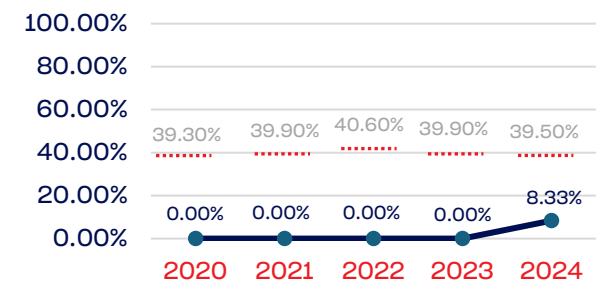
Professional Staff



National Team Non-Athlete



Part-Time Staff/Interns



US SPEEDSKATING

2024 DEMOGRAPHIC DATA

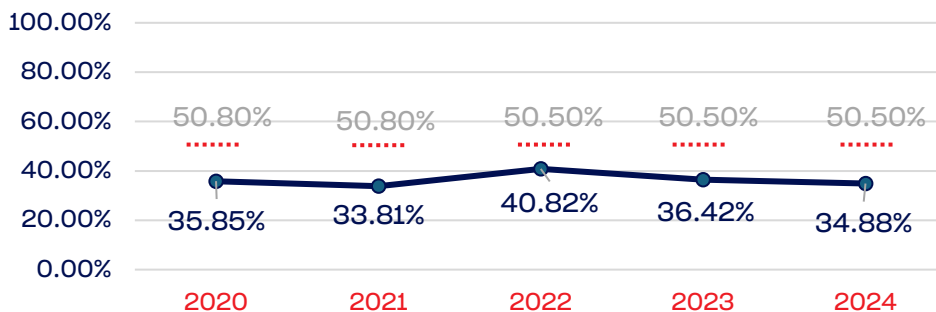


US SPEEDSKATING

WOMEN

	Total Number	% Women	National %
Board of Directors	12	33.33	50.50
Standing Committees	29	31.03	50.50
Professional Staff	9	44.44	50.50
NGB Membership	1968	35.67	50.50
National Team Athletes	29	34.48	50.50
National Team Non-Athlete (Coaches and Support Staff)	9	22.22	50.50
Development National Team Athlete	33	48.48	50.50
Development National Team Non-Athlete (Coaches and Support Staff)	7	14.28	50.50
Part-Time Staff/Inters	24	50.00	50.50
Total	2120	35.85	
Average		34.88	

Year-Over-Year Averages (Past 5-Years)



Program and Initiative Notes/Highlights

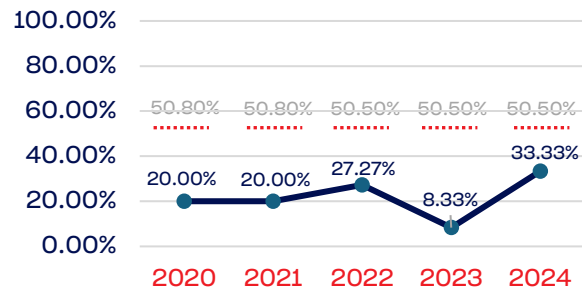
US SPEEDSKATING 2024 DEMOGRAPHIC DATA



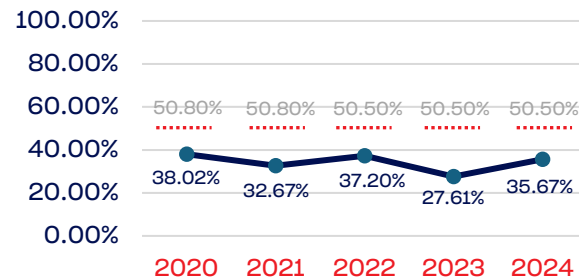
USSPEEDSKATING

WOMEN

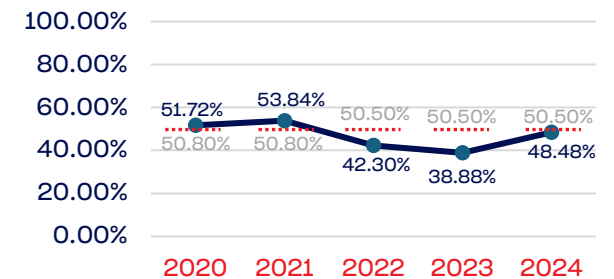
Board of Directors



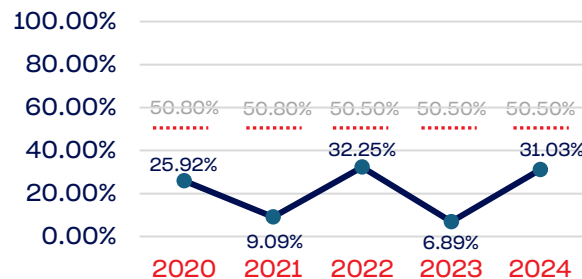
NGB Membership



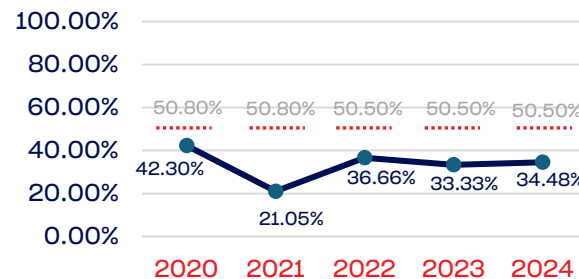
Development National Team



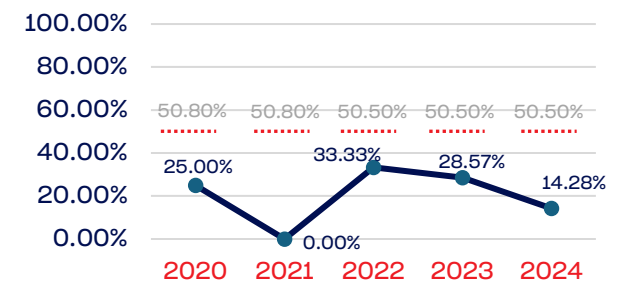
Standing Committees



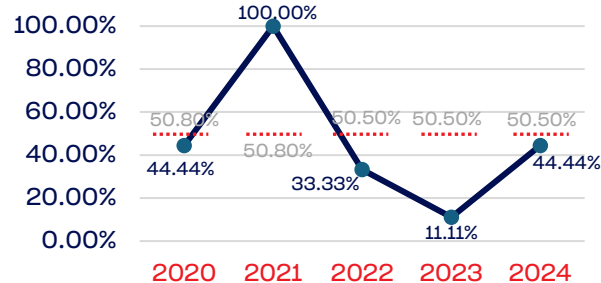
National Team Athletes



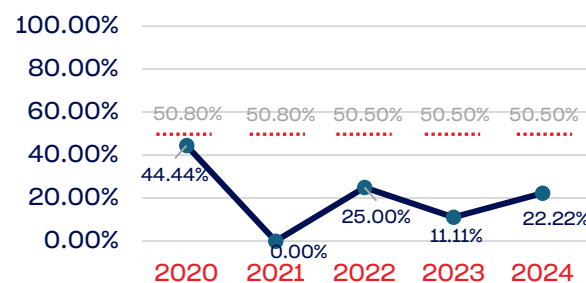
Development National Team Non-Athlete



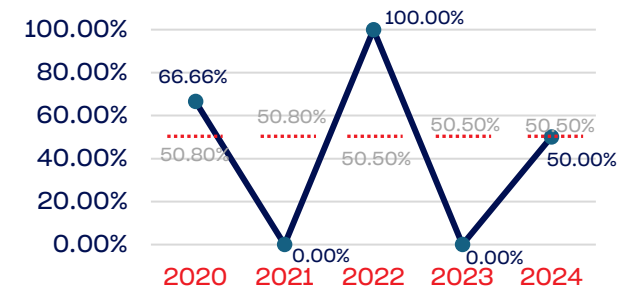
Professional Staff



National Team Non-Athlete



Part-Time Staff/Interns



US SPEEDSKATING

2024 DEMOGRAPHIC DATA

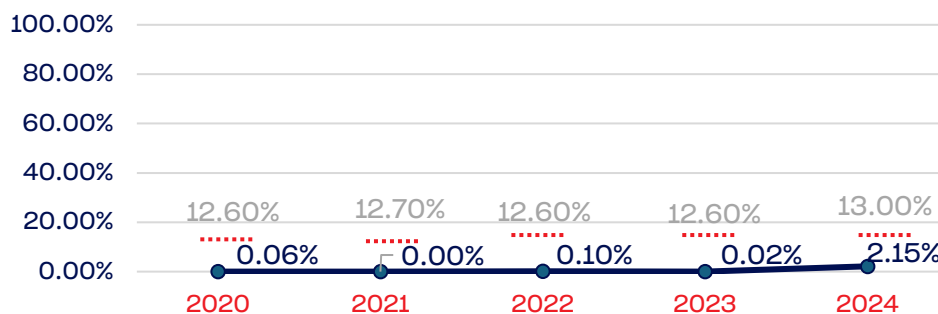


US SPEEDSKATING

PERSONS WITH A DISABILITY

	Total Number	% Disability	National %
Board of Directors	12	8.33	13.00
Standing Committees	29	0.00	13.00
Professional Staff	9	0.00	13.00
NGB Membership	1968	2.69	13.00
National Team Athletes	29	0.00	13.00
National Team Non-Athlete (Coaches and Support Staff)	9	0.00	13.00
Development National Team Athlete	33	0.00	13.00
Development National Team Non-Athlete (Coaches and Support Staff)	7	0.00	13.00
Part-Time Staff/Inters	24	8.33	13.00
Total	2120	2.64	
Average		2.15	

Year-Over-Year Averages (Past 5-Years)



Program and Initiative Notes/Highlights

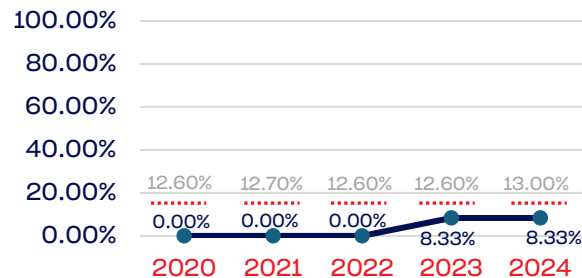
US SPEEDSKATING 2024 DEMOGRAPHIC DATA



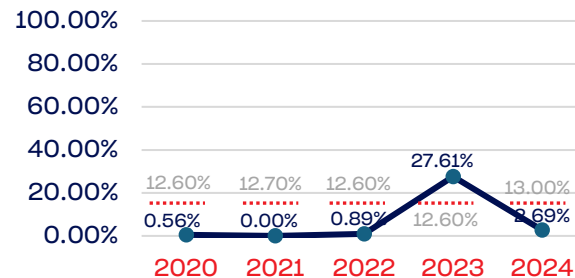
USSPEEDSKATING

PERSONS WITH A DISABILITY

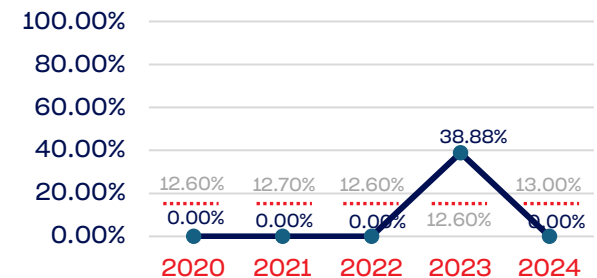
Board of Directors



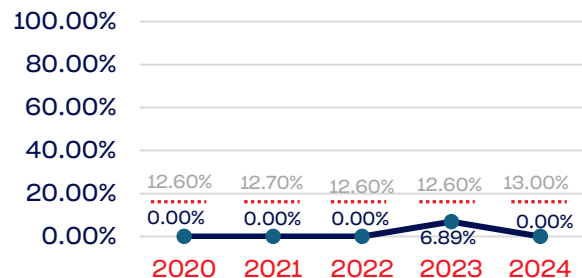
NGB Membership



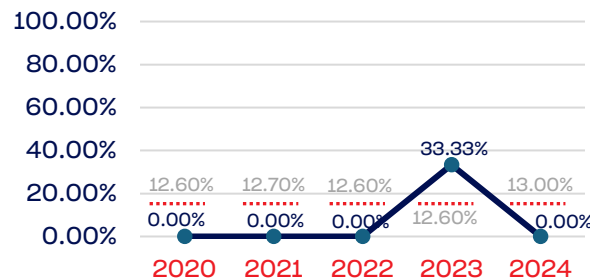
Development National Team



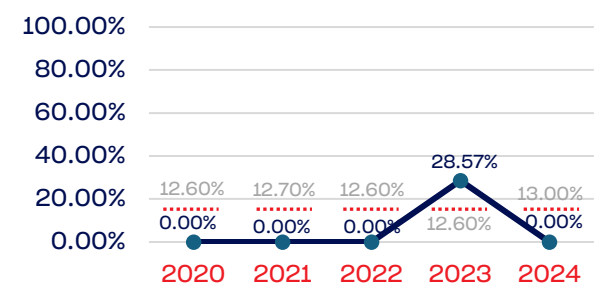
Standing Committees



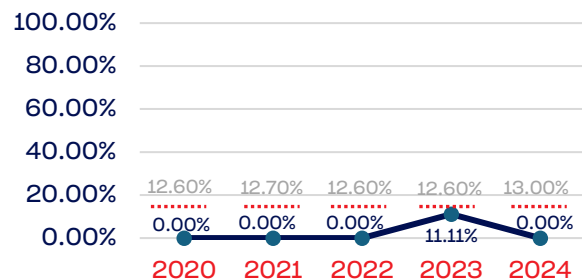
National Team Athletes



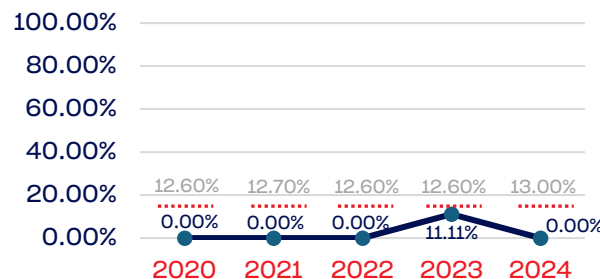
Development National Team Non-Athlete



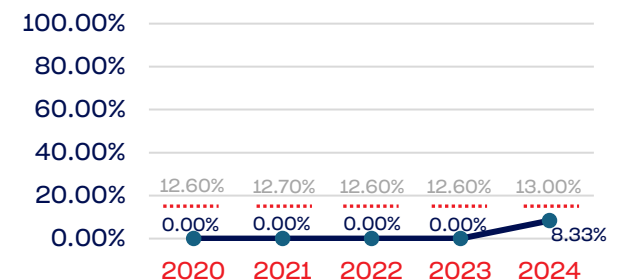
Professional Staff



National Team Non-Athlete



Part-Time Staff/Interns



US SPEEDSKATING

2024 DEMOGRAPHIC DATA

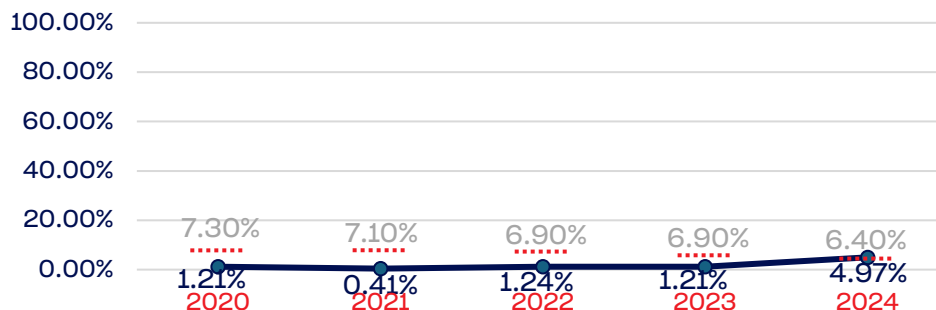


U S S P E E D S K A T I N G

Veterans

	Total Number	% Veterans	National %
Board of Directors	12	0.00	6.4
Standing Committees	29	0.00	6.4
Professional Staff	9	0.00	6.4
NGB Membership	1968	3.81	6.4
National Team Athletes	29	3.44	6.4
National Team Non-Athlete (Coaches and Support Staff)	9	0.00	6.4
Development National Team Athlete	33	0.00	6.4
Development National Team Non-Athlete (Coaches and Support Staff)	7	0.00	6.4
Part-Time Staff/Inters	24	37.50	6.4
Total	2120	4	
Average		4.97	

Year-Over-Year Averages (Past 5-Years)



Program and Initiative Notes/Highlights

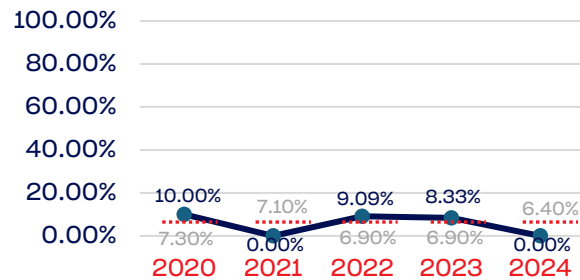
US SPEEDSKATING 2024 DEMOGRAPHIC DATA



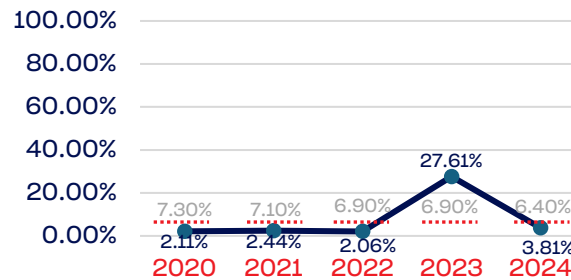
US SPEEDSKATING

VETERANS

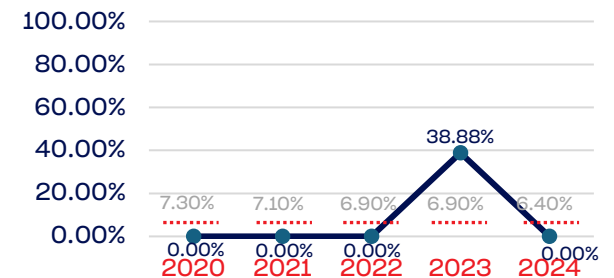
Board of Directors



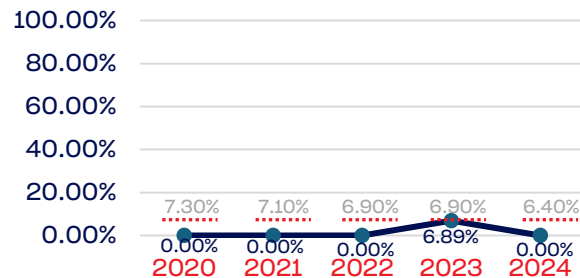
NGB Membership



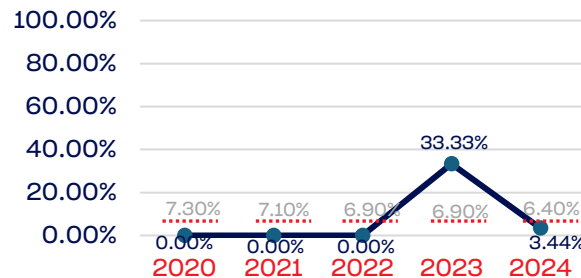
Development National Team



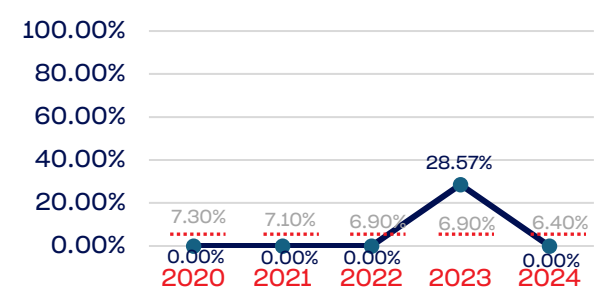
Standing Committees



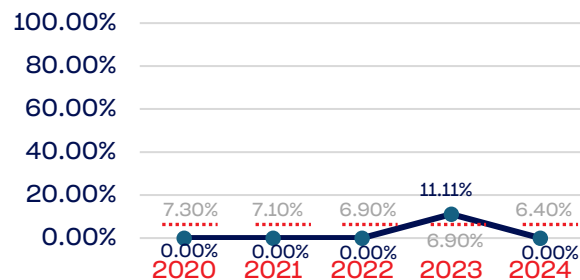
National Team Athletes



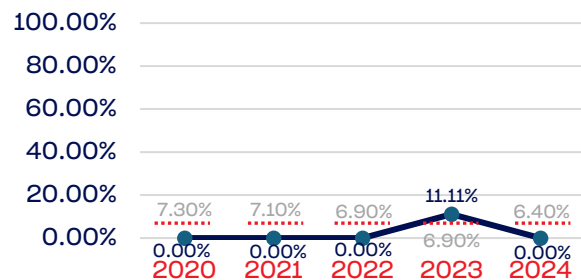
Development National Team Non-Athlete



Professional Staff



National Team Non-Athlete



Part-Time Staff/Interns

