


STYLES AVAILABLE

Choose from a variety of window and door styles that provide the best performance for your home – while framing your space with a look that makes it beautifully unique.



Casement



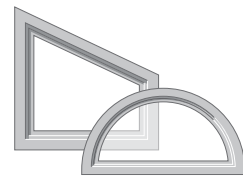
Awning



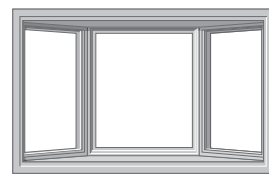
Double-Hung



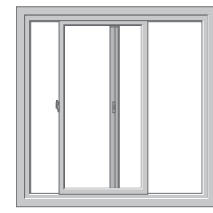
Single-Hung



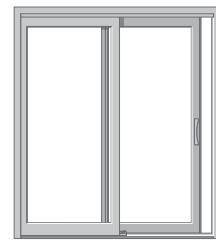
Fixed and Special Shape



Bay and Bow



Sliding Window



Sliding Patio Door

GRILLES

Brilliant ways to create the look of individual windowpanes.

Color-Matched Grilles-Between-the-Glass¹



5/8" Flat²




3/4" Contour



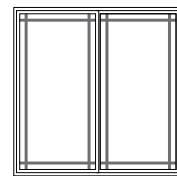
1" Contour³

GRILLE PATTERNS⁴

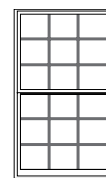
A variety of grille patterns for the traditional look of divided light. Custom patterns are also available.



6-Lite Prairie



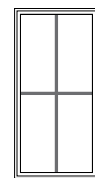
9-Lite Prairie



Traditional



Top Row



Custom (equally divided)



Starburst



Prairie



Sunburst



Perimeter

FRAME COLORS

Color-matched finishes to complement your home.



White



Almond

PATIO DOOR FASHIONS

Dress your sliding patio doors with blinds-between-the-glass.



White Blinds⁵

HARDWARE STYLES

Find beauty and function in Pella's innovative, easy-to-operate hardware styles.



Double- and Single-Hung and Sliding Window Cam-Action Lock (standard)



Double- and Single-Hung and Sliding Window AutoLock⁶ (optional)



Casement and Awning Window Crank



Double-Hung Window Vent Stop



Sliding Patio Door Handle



Double-Hung Window Opening Control Device

GLASS GUIDE

INSULSHIELD® LOW-E GLASS COLLECTION



Advanced Low-E insulating glass with argon*

NaturalSun Low-E insulating glass with argon*

SunDefense™ Low-E insulating glass with argon*

Obscure Low-E insulating glass

Bronze-tinted Advanced Low-E insulating glass with argon

Tempered glass


* Optional high-altitude Low-E insulating glass available with or without argon on most products.

See a Pella professional for specific details and additional options available. Some features are part of our standard offering; not all options are available on all product styles.

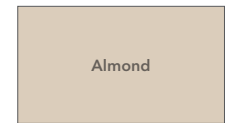
HARDWARE FINISHES

Choose from today's most popular decorative finishes to coordinate with other finishes in your home.

Color-Matched Finishes

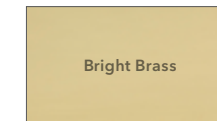


White

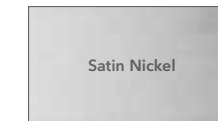


Almond

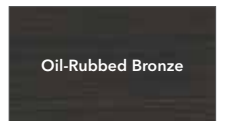
Additional Patio Door Finishes⁷



Bright Brass



Satin Nickel



Oil-Rubbed Bronze

¹ Appearance of exterior grille color may vary depending on the Low-E insulating glass selection.

² Available in West Region only.

³ Available in East Region only.

⁴ Grille patterns offered may vary per product. See specific product information for availability.

⁵ Available on patio doors only.

⁶ AutoLock available on Encompass by Pella single-hung windows in West Region only.

⁷ Available on patio doors only.