

Features & Options

PELLA® LIFESTYLE SERIES

COLORS & FINISHES

WOOD TYPE	The wood species that best complements your home's interior.																
	PINE																
PREFINISHED PINE INTERIOR COLORS	We can prefinish in your choice of seven stains or three paint colors. Unfinished or primed and ready-to-paint are also available.																
	<table border="0" style="width: 100%; text-align: center;"> <tr> <td style="background-color: #f0f0f0; padding: 5px;">WHITE</td> <td style="background-color: #e0e0e0; padding: 5px;">BRIGHT WHITE</td> <td style="background-color: #d0d0d0; padding: 5px;">LINEN WHITE</td> <td style="background-color: #c0c0c0; padding: 5px;">NATURAL STAIN</td> <td style="background-color: #b0b0b0; padding: 5px;">GOLDEN OAK STAIN</td> <td style="background-color: #a0a0a0; padding: 5px;">EARLY AMERICAN STAIN</td> <td style="background-color: #909090; padding: 5px;">PROVINCIAL STAIN</td> <td style="background-color: #808080; padding: 5px;">DARK MAHOGANY STAIN</td> </tr> <tr> <td style="background-color: #404040; padding: 5px;">RED MAHOGANY STAIN</td> <td style="background-color: #202020; padding: 5px;">BLACK STAIN</td> <td colspan="6"></td> </tr> </table>	WHITE	BRIGHT WHITE	LINEN WHITE	NATURAL STAIN	GOLDEN OAK STAIN	EARLY AMERICAN STAIN	PROVINCIAL STAIN	DARK MAHOGANY STAIN	RED MAHOGANY STAIN	BLACK STAIN						
WHITE	BRIGHT WHITE	LINEN WHITE	NATURAL STAIN	GOLDEN OAK STAIN	EARLY AMERICAN STAIN	PROVINCIAL STAIN	DARK MAHOGANY STAIN										
RED MAHOGANY STAIN	BLACK STAIN																
ALUMINUM-CLAD EXTERIOR COLORS	Our low-maintenance EnduraClad® exterior finish resists fading and helps protect your windows and patio doors for years.																
	<table border="0" style="width: 100%; text-align: center;"> <tr> <td style="background-color: #f0f0f0; padding: 5px;">WHITE</td> <td style="background-color: #d0c0a0; padding: 5px;">TAN</td> <td style="background-color: #c0b0a0; padding: 5px;">PUTTY</td> <td style="background-color: #806040; padding: 5px;">BROWN</td> <td style="background-color: #f0e0c0; padding: 5px;">POPLAR WHITE</td> <td style="background-color: #806040; padding: 5px;">PORTOBELLO</td> <td style="background-color: #208060; padding: 5px;">HARTFORD GREEN</td> <td style="background-color: #d0d0d0; padding: 5px;">MORNING SKY GRAY</td> </tr> <tr> <td style="background-color: #800000; padding: 5px;">BRICK RED</td> <td style="background-color: #202020; padding: 5px;">BLACK</td> <td style="background-color: #d0c0a0; padding: 5px;">ALMOND¹</td> <td style="background-color: #c0b0a0; padding: 5px;">FOSSIL¹</td> <td style="background-color: #404040; padding: 5px;">IRON ORE¹</td> <td colspan="3"></td> </tr> </table>	WHITE	TAN	PUTTY	BROWN	POPLAR WHITE	PORTOBELLO	HARTFORD GREEN	MORNING SKY GRAY	BRICK RED	BLACK	ALMOND ¹	FOSSIL ¹	IRON ORE ¹			
WHITE	TAN	PUTTY	BROWN	POPLAR WHITE	PORTOBELLO	HARTFORD GREEN	MORNING SKY GRAY										
BRICK RED	BLACK	ALMOND ¹	FOSSIL ¹	IRON ORE ¹													
GLASS²																	
INSULSHIELD® LOW-E GLASS	<p>Advanced Low-E insulating dual- and triple-pane glass with argon³</p> <p>AdvancedComfort Low-E insulating dual- and triple-pane glass with argon³</p> <p>NaturalSun Low-E insulating dual- and triple-pane glass with argon³</p> <p>SunDefense™ Low-E insulating dual- and triple-pane glass with argon</p>																
ADDITIONAL GLASS OPTIONS	<p>Tempered glass available on dual- and triple-pane products</p> <p>Obscure and frosted obscure glass available on dual- and triple-pane products</p>																

PERFORMANCE PACKAGES

PACKAGES

To make things easier, we've created performance packages that highlight what's most important to you.

Performance solutions offer an unbeatable combination of energy efficiency, sound control and value.¹ Upgrade from a dual- to a triple-pane glass design with the packages below to meet the unique needs of each room in your home.

All values below are averages compared with single-pane windows.



PERFORMANCE
Improved energy efficiency and sound performance.

71% MORE ENERGY EFFICIENT² + **34% NOISE REDUCTION³**



SOUND CONTROL
Exceptional noise control for a quieter home.

52% NOISE REDUCTION³



ENERGY EFFICIENCY
Superior energy efficiency for a more comfortable home.

83% MORE ENERGY EFFICIENT²



ULTIMATE PERFORMANCE
The best combination of energy efficiency and noise control.

79% MORE ENERGY EFFICIENT² + **52% NOISE REDUCTION³**

¹ Available on triple-pane products only.

² Double-hung window available with dual-pane glass only.

³ Optional high-altitude Low-E insulating glass does not contain argon in most products. Please see your local Pella sales representative for more information.

¹ Performance solutions require upgrades to triple-pane, AdvancedComfort Low-E and mixed glazing thickness glass. Based on comparing product quotes and published STC/OITC and U-Factor ratings of leading national wood window and patio door brands.

² Window energy efficiency calculated in a computer simulation using RESFEN 6.0 default parameters for a 2000 sq. foot new construction single-story home when Pella Lifestyle Series windows with the respective performance package are compared to a single-pane wood or vinyl window. The energy efficiency and actual savings will vary by location. The average window energy efficiency is based on a national average of 94 modeled cities across the country and weighting based on population. For more details see pella.com/methodology.

³ Reduction in sound based on OITC ratings of Pella Lifestyle Series windows with respective performance package compared to a single-pane wood or vinyl window with an OITC of 19. Calculated by using the sound transmission loss values in the 80 to 4000 Hz range as measured in accordance with ASTM E-90(09). Actual results may vary.

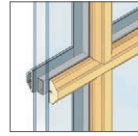
GRILLES

PELLA® LIFESTYLE SERIES

GRILLE TYPES

Choose the look of true divided light, removable roomside grilles or make cleaning easier by selecting grilles-between-the-glass.

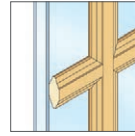
DUAL-PANE:



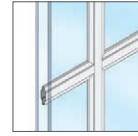
SIMULATED-DIVIDED-LIGHT WITH SPACER 7/8"



SIMULATED-DIVIDED-LIGHT WITHOUT SPACER 7/8"

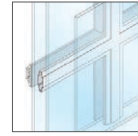


ROOMSIDE REMOVABLE GRILLES 3/4"

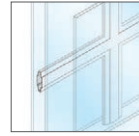


ALUMINUM GRILLES-BETWEEN-THE-GLASS 3/4"

TRIPLE-PANE:



SIMULATED-DIVIDED-LIGHT WITH ALUMINUM CONTOURED GRILLES-BETWEEN-THE-GLASS 3/4"



ALUMINUM GRILLES-BETWEEN-THE-GLASS 3/4"

GRILLE PATTERNS

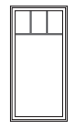
In addition to the patterns shown here, custom grille patterns are available.



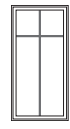
TRADITIONAL



9-LITE PRAIRIE



TOP ROW



CROSS



CUSTOM



NONE

SCREENS¹

ROLSCREEN®

Rolscreen soft-closing retractable screens roll out of sight when not in use. Available on casement windows and sliding patio doors.

FLAT

InView™ screens are clearer than conventional screens and come standard. Vivid View® screens offer the sharpest view and are optional.

ADDED SECURITY


INSYNCTIVE® TECHNOLOGY

Integrated security sensors with time-tested wireless technology are built-in and tucked away, out of sight, to preserve the beauty of your Pella windows and doors. Monitor windows and doors while at home or away with the Pella Insynctive App or with most existing security systems.² Learn more at pella.com/insynctive.


INTEGRATED BLINDS & SHADES

INTEGRATED BLINDS¹


Raise blinds up for an unobstructed view or tilt to let in just the right amount of light. Our best integrated and accessible blinds are available manual or motorized with Pella Insynctive® technology.




WHITE




POPLAR WHITE




BISQUE




GOLDEN



MOCHA



STORM



BLACK

INTEGRATED SHADES¹

Our best integrated fabric shades feature a white exterior fabric for a uniform look from the street. Integrated and accessible shades are available manual or motorized with Pella Insynctive technology.

LIGHT-FILTERING:



WHITE




MAIZE




SILVER


ROOM-DARKENING:



COTTON



BAMBOO



ASH

WINDOW HARDWARE

ESSENTIAL COLLECTION

Our most popular design with finishes to suit every style.

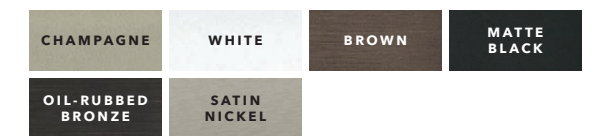


FOLD-AWAY CRANK



CAM-ACTION LOCK

FINISHES:



PATIO DOOR HARDWARE

ESSENTIAL COLLECTION

Elevate your style and transform your home with elegant selections.

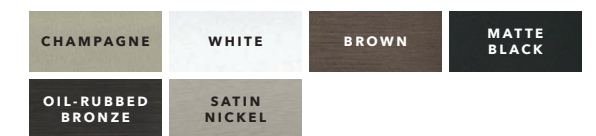


HINGED PATIO DOOR HANDLE²



SLIDING PATIO DOOR HANDLE

FINISHES:



¹ Warning: Screen will not stop child or pet from falling out of window or door. Keep child or pet away from open window or door.

² Requires the Pella Insynctive App on a smart device, an Insynctive Bridge and a wireless home internet router with internet connection.

¹ Available on triple-pane products only.

² On hinged patio doors, Endura Hardware Collection offers a 10-year warranty. See written warranty for complete details at installpella.com/warranties.