







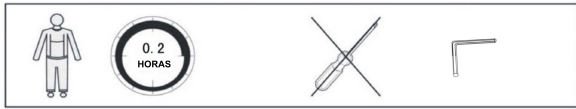



# INSTRUCCIONES DE ENSAMBLE

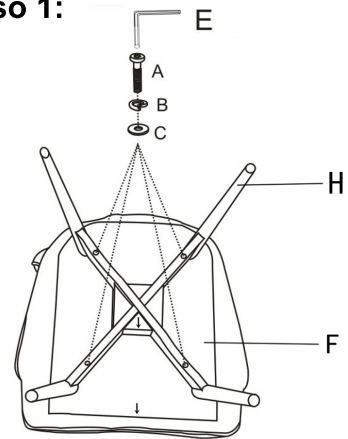
# SILLÓN OLSEN

## DESCRIPCIÓN DE PIEZAS:

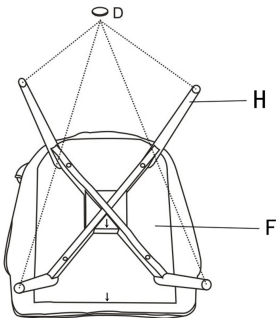
AX4 M6X60 	BX 4 φ 6X4 	CX 4 φ 6X φ 12X4 	DX 8 	EX1 
FX1 	GX1 	HX1 		



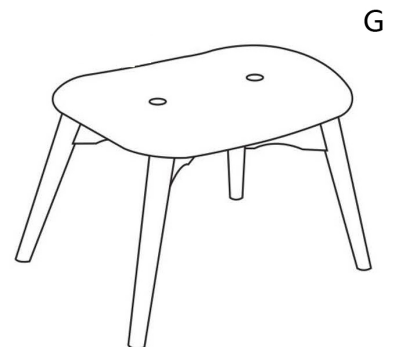

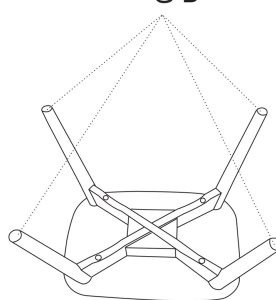
### Paso 1:




### Paso 2:



### Paso 3:



Terminado



**LONDRA**

SILLÓN OLSEN