

Southern Conference Softball Record Book



Through 2021 season

COMPOSITE RECORDS

(Since 1994) School	Conference Games			All Games			Regular Season Finishes						YR
	Won	Lost	Pct.	Won	Lost	Pct.	1st	2nd	3rd	4th	5th	6th-9th	
Chattanooga	328	149	.688	962	622	.607	14	4	4	2	0	3	'94
Samford+	113	129	.467	291	386	.430	1	2	0	2	1	6	'09
UNCG*	218	229	.488	710	651	.522	4	2	2	4	4	7	'98
ETSU	81	122	.399	250	330-2	.431	0	0	1	2	4	4	'01^
Furman	213	274	.437	666	873	.433	3	4	3	5	3	9	'94
Mercer	52	51	.505	180	176	.506	0	1	1	2	1	1	'15
Western Carolina	112	189	.372	330	502	.397	1	1	1	1	1	10	'06

YR = First year of competition in SoCon

* later vacated all 79 wins (31 SoCon wins) from 2009-11

^ ETSU did not compete in the SoCon from 2006-14

+ later vacated 24 wins (11 SoCon wins) from 2011-13

Former members

School	Won	Lost	Pct.	Won	Lost	Pct.	1st	2nd	3rd	4th	5th	6th-9th	Years
Georgia Southern	238	154	.601	618	606	.491	3	4	11	3	0	0	1994-14
College of Charleston	179	135	.570	493	389	.559	2	4	3	3	0	3	1999-13
Elon	106	133	.459	295	306	.494	0	1	1	2	2	5	2004-14
Appalachian State	126	164	.441	296	454	.396	1	2	1	0	2	8	2001-14
Marshall	15	25	.375	119	99	.546	0	1	1	2	0	0	1994-97
UNC Wilmington	26	52	.333	86	146	.371	0	0	0	0	1	3	2000-03

ANNUAL CHAMPIONS

Year	Champion	Head coach	Runner-up	Tournament site	Regular-season champion
1994	Furman	Alleen Berkey	Georgia Southern	Greenville, S.C.	Furman
1995	Marshall	Louie Berndt	Furman	Greenville, S.C.	Furman, Chattanooga
1996	Chattanooga	Ralph Weekly	Georgia Southern	Statesboro, Ga.	Georgia Southern
1997	Chattanooga	Ralph Weekly	Furman	Huntington, W.Va.	Chattanooga
1998	Chattanooga	Ralph Weekly	Georgia Southern	Chattanooga, Tenn.	Chattanooga
1999	Georgia Southern	Kelley Kirkland	Chattanooga	Charleston, S.C.	Chattanooga
2000	Chattanooga	Karen Weekly	Furman	Greensboro, N.C.	Chattanooga
2001	Chattanooga	Karen Weekly	Furman	Chattanooga, Tenn.	Chattanooga
2002	Chattanooga	Frank Reed	Furman	Chattanooga, Tenn.	Chattanooga
2003	Chattanooga	Frank Reed	ETSU	Chattanooga, Tenn.	College of Charleston
2004	Chattanooga	Frank Reed	College of Charleston	Chattanooga, Tenn.	Chattanooga
2005	College of Charleston	Chandelle Schulte	Chattanooga	Charleston, S.C.	College of Charleston
2006	Georgia Southern	Natalie Poole	Furman	Chattanooga, Tenn.	Western Carolina
2007	Furman	Dana Jenkins	Georgia Southern	Greensboro, N.C.	Chattanooga
2008	Chattanooga	Frank Reed	Georgia Southern	Mt. Pleasant, S.C.	Chattanooga
2009	Chattanooga	Frank Reed	Georgia Southern	Chattanooga, Tenn.	Chattanooga
2010	Elon	Patti Raduenz	UNCG	Chattanooga, Tenn.	Chattanooga
2011	Chattanooga	Frank Reed	College of Charleston	Statesboro, Ga.	Chattanooga
2012	Georgia Southern	Annie Smith	College of Charleston	Boone, N.C.	Georgia Southern
2013	Georgia Southern	Annie Smith	UNCG	Greensboro, N.C.	Appalachian State
2014	Chattanooga	Frank Reed	UNCG	Greensboro, N.C.	Georgia Southern
2015	Chattanooga	Frank Reed	Mercer	Chattanooga, Tenn.	Chattanooga
2016	Samford	Mandy Burford	Furman	Greensboro, N.C.	Samford
2017	ETSU	Brad Irwin	Samford	Chattanooga, Tenn.	UNCG, Furman
2018	UNCG	Janelle Breneman	ETSU	Greensboro, N.C.	UNCG
2019	Chattanooga	Frank Reed	UNCG	Chattanooga, Tenn.	UNCG
2020	*The 2020 season was halted in March due to the COVID-19 pandemic.				
2021	UNCG	Janelle Breneman	Western Carolina	Greensboro, N.C.	UNCG

INDIVIDUAL HONORS

Player of the Year

Year	Player	School
1994	Cathy Frohnheiser	Furman
1995	Julie Glasser	Furman
1996	Julie Glasser	Furman
1997	Julie Glasser	Furman
1998	Lara Long	UNCG
1999	Allison DeVries	Chattanooga
2000	Leigh Irwin	UNCG
2001	Angela Brewer	Chattanooga
2002	Penny Thompson	UNCG
2003	Jennifer Hubbard	UNCG
2004	Melissa Ramirez	Chattanooga
2005	Janine Sprague	ETSU
2006	Shanita Black	Georgia Southern
2007	Jennifer Golden	College of Charleston
2008	Robyne Siliga	Georgia Southern
2009	Kristie Shifflett	College of Charleston
2010	Nina Iduate	Georgia Southern
2011	Michelle Fuzzard	Chattanooga
2012	Michelle Fuzzard	Chattanooga
2013	Allie Cashion	Appalachian State
2014	Katelyn Bedwell	UNCG
2015	Sieara Bishop	Furman
2016	Megan Dowdy	Samford
2017	Danielle Knoetze	ETSU
2018	Shelby Maze	Samford
2019	Marissa Guimbarada	Furman
2020	No awards issued	
2021	Bailey Huneycutt	Western Carolina

Pitcher of the Year

Year	Player	School
1994	Kim Currier	Furman
1995	Amy Jakubowski	Furman
1996	Vanessa Fawcett	Georgia Southern
1997	J.D. Staton	Chattanooga
1998	Amy Robertson	Chattanooga
1999	Talya Trudell	Chattanooga
2000	Chrissy Hacker	Furman
2001	Beth Alexander	Chattanooga
2002	Beth Alexander	Chattanooga
2003	Rachael Stern	College of Charleston
2004	Lacey Swarthout	Chattanooga
2005	Lacey Swarthout	Chattanooga
2006	Mendy McKenzie	Western Carolina
2007	Brooke Loudermilk	Chattanooga
2008	Brooke Loudermilk	Chattanooga
2009	Brianna Streetmon	Georgia Southern
2010	Brianna Streetmon	Georgia Southern
2011	Alexa Datko	College of Charleston
2012	Sarah Purvis	Georgia Southern
2013	Sarah Purvis	Georgia Southern
2014	Sarah Purvis	Georgia Southern
2015	Kirsten Stevens	Mercer
2016	Mollie Hanson	Samford
2017	Lindsey Bert	Furman
2018	Lindsey Bert	Furman
2019	Celie Hudson	Chattanooga
2020	No awards issued	
2021	Morgan Scott	UNCG

Coach of the Year

Year	Coach	School
1994	Alleen Berkey	Furman
1995	Alleen Berkey	Furman
1996	Kelley Kirkland	Georgia Southern
1997	Louie Berndt	Marshall
1998	Ralph Weekly	Chattanooga
1999	Karen Weekly	Chattanooga
2000	Bonnie Flynn	Furman
2001	Karen Weekly	Chattanooga
2002	Bonnie Flynn	Furman
	Natalie Poole	Georgia Southern
2003	Chandelle Schulte	College of Charleston
2004	Frank Reed	Chattanooga
2005	Chandelle Schulte	College of Charleston
2006	Megan Smith	Western Carolina
2007	Shelly Hoerner	College of Charleston
2008	Frank Reed	Chattanooga
2009	Frank Reed	Chattanooga
2010	Frank Reed	Chattanooga
2011	Frank Reed	Chattanooga
2012	Annie Smith	Georgia Southern
2013	Shae Wesley	Appalachian State
2014	Annie Smith	Georgia Southern
2015	Frank Reed	Chattanooga
2016	Mandy Burford	Samford
2017	Kyle Jameison	Furman
2018	Janelle Breneman	UNCG
2019	Janelle Breneman	UNCG
2020	No awards issued	
2021	Jim Clift	Western Carolina

Freshman of the Year

Year	Player	School
1994	Brandi Northrup	Marshall
1995	Stefanie Cook	Marshall
1996	McCaine Lowder	Georgia Southern
1997	Dawn Matoy	Marshall
1998	Megan Luring	Chattanooga
1999	Beth Alexander	Chattanooga
2000	Angela Brewer	Chattanooga
2001	Amanda Cone	College of Charleston
2002	Crystal Crews	Georgia Southern
2003	Jennifer Reed	Chattanooga
2004	Maria Laurato	Georgia Southern
2005	Robyne Siliga	Georgia Southern
2006	Jenny Jackson	Western Carolina
2007	Brooke Loudermilk	Chattanooga
2008	Michelle Fuzzard	Chattanooga
2009	Marie Fogle	Georgia Southern
2010	Tomeka Watson	Elon
2011	Allie Miles	Georgia Southern
2012	Sarah Warnock	Appalachian State
2013	Lindsay Thomas	UNCG
2014	Taylor Rogers	Georgia Southern
2015	Shelby Maze	Samford
2016	Stephanie Bryden	UNCG
2017	Casey Bigham	Furman
2018	Micayla Rood	Mercer
2019	Emily Coltharp	Chattanooga
2020	No awards issued	
2021	Morgan Scott	UNCG

ALL-CONFERENCE TEAMS

1994

P Kim Currier, FUR
C Julie Glasser, FUR
1B April Miller, UTC
2B Karen Petit, GSU
SS Carrie Hinkle, MAR
3B Cathy Frohnheiser, FUR
OF Amy Jakubowski, FUR
OF Jeanne Noble, MAR
OF Melissa Williams, GSU
DP Brandi Northrup, MAR

1995

P Amy Jakubowski, FUR
C Julie Glasser, FUR
1B Margaret Roddy, UTC
2B Jennifer Swanson, UTC
SS Stefanie Cook, MAR
3B Erika Norris, UTC
OF Jeanne Noble, MAR
OF Carrie Hinkle, MAR
OF Debbie Hensley, GSU
DP Sheri Russo, GSU

1996

P Vanessa Fawcett, GSU
C Julie Glasser, FUR
1B Sheri Russo, GSU
2B Stefanie Cook, MAR
SS Carrie Hinkle, MAR
3B Keri Meigs, UTC
OF Tonya Whitted, GSU
OF Denise Posey, UTC
OF Jamie Rausch, FUR
DP Jessica Brown, UTC

1997

P J.D. Staton, UTC
P Cristy Waring, MAR
C McCaine Lowder, GSU
1B Allison DeVries, UTC
2B Stefanie Cook, MAR
2B Ashley Flemming, GSU
SS Julie Glasser, FUR
CF Denise Posey, UTC
OF Carrie Hinkle, MAR
OF Cari Williams, FUR

1998

P Amy Robertson, UTC
C Jill Quilla, UNCG
1B Allison DeVries, UTC
2B Lara Long, UNCG
SS Danielle Toole, GSU
3B Kami Tucker, UTC
OF Kari Meigs, UTC
OF Danielle Sekula, UNCG
OF Jennifer Harris, GSU
DP Megan Luring, UTC

1999

P Talya Trudell, UTC
P Jennifer Miller, GSU
C Judy Baker, FUR
1B Allison DeVries, UTC
2B Ashley Flemming, GSU
SS Leah Tucker, UTC
3B Liz Card, UTC
OF Keri Meigs, UTC
OF Jaclyn Kaylor, GSU
OF Kay Brittain, FUR
OF Brooke Fuller, CofC
DP Megan Luring, UTC

2000

P Aimee Littlejohn, GSU
P Chrissy Hacker, FUR
C Jacklyn Mariner, CofC
1B Angela Brewer, UTC
2B Kristy Norton, UNCG
3B Joy Stogner, UNCG
OF Jennifer Harris, GSU
OF Leigh Irwin, UNCG
OF Kay Brittain, FUR
DP Penny Thompson, UNCG

2001

First Team
P Beth Alexander, UTC
P Tayla Trudell, UTC
1B Angela Brewer, UTC
2B Dana Reed, UTC
3B Penny Thompson, UNCG
SS Leah Tucker, UTC
C Jaci Welsh, UTC
OF Julie Peel, GSU
OF Kay Brittain, FUR
OF Leigh Irwin, UNCG
DP Tiffany Lindemann, UNCW

Second Team

P Chrissy Hacker, FUR
P Janice Savage, GSU
1B Maggie Johnson, UNCW
2B Amber Joyner, APP
3B Amanda Cone, CofC
SS Audry White, UNCW
C Lauren Mattox, UNCW
OF Kelly Jack, FUR
OF Brooke Fuller, CofC
OF Amber Handy, APP
DP Martha McCall, CofC

2002

First Team
P Beth Alexander, UTC
P Awbrey Winckler, UTC
1B Jada Pescatore, UTC
2B Brooke Flowers, CofC
3B Penny Thompson, UNCG
SS Jill Crawford, UTC
C Lauren Mattox, UNCW
OF Amanda Cone, CofC
OF Paige Cochran, UTC
OF Jessica Matthews, FUR
DP Crystal Crews, GSU

Second Team

P Aimee Littlejohn, GSU
P Crystal Crews, GSU
1B Lael Rorie, APP
2B Stacie Cooper, GSU
3B Melissa Ramirez, UTC
SS Kelly Blazi, GSU
C Christine Sweeney, UNCG
OF Danielle Spetar, ETSU
OF Amber Handy, APP
OF LeKerah Barr, FUR
DP Melissa Creager, CofC

2003

First Team
P Rachael Stern, CofC
P Amber Watson, UNCG
C Jennifer Reed, UTC
1B Meagen Johnson, FUR
2B Brooke Flowers, CofC
3B Jessica Shwartzkopf, CofC
SS Jennifer Hubbard, UNCG
OF Amanada Cone, CofC
OF Janine Sprague, ETSU
OF LaKerah Barr, FUR
DP Penny Thompson, UNCG

Second Team

P Awbrey Winckler, UTC
P Tiffany McVay, ETSU
C Jessica Longsinger, ETSU
1B Lael Rorie, APP
2B Jennifer Aguilar, UNCG
3B Melissa Ramirez, UTC
SS Jacquie Rothey, CofC
OF Keyta Lawson, CofC
OF Danielle Spetar, ETSU
OF Tiffany Lindemann, UNCW
DP Melissa Creager, CofC

2004

First Team
P Lacey Swarouth, UTC
P Cary Moore, GSU
C Jessica Matthews, FUR
1B Jenny Gustin, Elon
2B Joni Gomez, UNCG
3B Jennifer Hubbard, UNCG
SS Melissa Ramirez, UTC
OF Amanda Cone, CofC
OF LaKerah Barr, FUR
OF Jessica Swearengin, Elon
DP Jamie Dupont, Elon
UT Bridgette Loudermilk, CofC

Second Team

P Rachael Stern, CofC
P Rachel Henley, FUR
C Sarah Gough, APP
1B Jennifer Bonilla, UNCG
2B Brooke Flowers, CofC
SS Mary Beth Hazelwood, ETSU
3B Maria Laurato, GSU
OF Shanita Black, GSU
OF Janine Sprague, ETSU
OF Dani Concepcion, Elon
DP Kristyn Hurt, APP
UT Megan Borgaard, Elon

2005

First Team
P Lacey Swarouth, UTC
P Rachael Stern, CofC
C Jayme Durand, CofC
1B Jennifer Bonilla, UNCG
2B Brittany Whittier, UTC
SS Jessica Lyness, CofC
3B Lindsay Glover, APP
OF Janine Sprague, ETSU
OF Leshe' Russell, CofC
OF Dani Concepcion, Elon
OF Shanita Black, GSU
DP Ashleigh Bull, UTC
UT Debbie Zeigler, Elon

Second Team

P Courtney Jenkins, ETSU
P Logan Free, GSU
C Kelly Allen, UNCG
1B Renee Francis, CofC
2B Bridget Loudermilk, CofC
SS Maria Laurato, GSU
3B Berni Martinez, CofC
OF Megan Borgaard, Elon
OF Aurora Johnson, GSU
OF Krista Judge, UNCG
DP Kristyn Hurt, APP
UT Megan Jaudon, FUR

2006

First Team
P Mendy McKenzie, WCU
P Melissa Laliberte, GSU
1B Heather Smith, GSU
2B Paige Goss, Elon
3B Lindsay Glover, APP
SS Heather Pritchard, WCU
C Allyson McCubbins, WCU
OF Jess Mathis, FUR
OF Shanita Black, GSU
OF Ashley Adams, WCU
DP Shannon Howard, CofC
UT Jenny Jackson, WCU

Second Team

P Yancy Moore, APP
P Logan Free, GSU
1B Jennifer Bonilla, UNCG
2B Gina Sterchi, GSU
3B Izmena Cabrera, CofC
SS Kasey Motsinger, APP
C Jayme Durand, CofC
OF Jennifer Golden, CofC
OF Amber Kiser, FUR
OF Jeannie Cochran, UTC
DP Savannah Filley, WCU
UT Ashleigh Bull, UTC

2007

First Team
P Terri Mesko, CofC
P Brooke Loudermilk, UTC
C Kristyn Hurt, APP
1B Jennifer Golden, CofC
2B Paige Goss, Elon
3B Stephanie Beatty, WCU
SS Tia Blosser, UTC
SS Tracey Dahlen, Elon
OF Izmena Cabrera, CofC
OF Jeannie Cochran, UTC
OF Mary Greenway, UNCG
DP Shannon Howard, CofC
UT Mollie Fowler, WCU

Second Team

P Ashley Frizzell, UTC
P Melissa Laliberte, GSU
C Megan Jaudon, FUR
1B Alyssa Edwards, UTC
2B Brittany Gaston, APP
3B Kristie Shifflett, CofC
SS Adriane Audley, UNCG
OF Danielle Peters, APP
OF Amber Kiser, FUR
OF Nikki Bost, WCU
DP Laci Upchurch, UTC
UT Tara Tembey, UTC

ALL-CONFERENCE TEAMS

<p>2008 <i>First Team</i> P Brooke Loudermilk, UTC P Melissa Laliberte, GSU C Katie Boyd, APP 1B Michelle Fuzzard, UTC 2B Nina Iduate, GSU SS Tracey Dahlen, Elon SS Tara Tembey, UTC 3B Robyne Siliga, GSU OF Mary Greenway, UNCG OF Laci Upchurch, UTC OF Lindsey Hopkins, GSU DP Shannon Howard, CofC UT Jamie Swank, WCU</p> <p><i>Second Team</i> P Shannon Howard, CofC P Megen Smith, GSU C Jenny Side, GSU 1B Brythe Blankenship, FUR 2B Jackie Gonzalez, Elon 2B Brittany Gaston, APP SS Amanda Hall, GSU 3B Kristie Shifflett, CofC OF Tiffany Harmon, CofC OF Lyndsey Stiles, UTC OF Michelle Beasley, GSU DP Melanie Helterbran, Elon UT Katie Nutaitis, CofC</p> <p>2009 <i>First Team</i> P Brianna Streetmon, GSU P Kayla Richardson, APP C Abby Robertson, FUR 1B Michelle Fuzzard, UTC 2B Tiffany Baker, UTC SS Nina Iduate, GSU 3B Kristie Shifflett, CofC OF Lyndsey Stiles, UTC OF Katie Forbes, CofC OF Marie Fogle, GSU DP Mollie Fowler, WCU UT Megen Smith, GSU</p> <p><i>Second Team</i> P Michelle Fuzzard, UTC P Lana Mackey, FUR C Michelle Lighton, APP C Brittany Eason, UTC 1B Sam Russo, GSU 2B Amber Shifflett, CofC SS Kaitlin Merkt, UNCG 3B Katie Boyd, APP OF Kaiti Kelley, UTC OF Amanda Hall, GSU OF Stephanie Field, FUR DP Shannon Howard, CofC UT Robyn Harmon, SAM</p> <p>2010 <i>First Team</i> P Lana Mackey, FUR P Brianna Streetmon, GSU C Kaitlyn Piazzolla, Elon 1B Alex Emeterio, UNCG 2B Tia Blosser, UTC SS Nina Iduate, GSU 3B Tiffany Baker, UTC OF Stephanie Field, FUR OF Emerald Graham, Elon OF Lyndsey Stiles, UTC DP Kristie Shifflett, CofC UT Megen Smith, GSU</p>	<p><i>Second Team</i> P Amber Harrell, UNCG P Kandice Irwin, UTC C Michelle Lighton, APP 1B Kelley Dillon, CofC 2B Amber Shifflett, CofC SS Megan Rembielak, APP 3B Katie Boyd, APP OF Tomeka Watson, Elon OF Sarah Rappe, APP OF Amanda Lonergan, CofC DP Eileen Horsmon, UNCG UT Alex Adams, SAM UT Ashlee Crewe, Elon</p> <p>2011 <i>First Team</i> P Alexa Datko, CofC P Kandice Irwin, UTC C Vivian Morimoto, UTC 1B Alex Emeterio, UNCG 2B Morgan Hughey, FUR SS Jessie Homesly, FUR 3B Tiffany Baker, UTC OF Allie Cashion, APP OF Marie Fogle, GSU OF Lyndsey Stiles, UTC DP Michelle Fuzzard, UTC UT Meghan Smith, APP</p> <p><i>Second Team</i> P Hannah Dow, APP P Allie Miles, GSU C Kaitlyn Piazzolla, Elon 1B Kasey Tydingco, UTC 2B Sara Poteat, UTC SS Kaitlin Merkt, UNCG 3B Katie Boyd, APP OF Tomeka Watson, Elon OF Carleigh Nester, Elon OF Carly Corthell, CofC DP Eileen Horsmon, UNCG UT Megen Smith, GSU</p> <p>2012 <i>First Team</i> P Stephanie Saylor, CofC P Sarah Purvis, GSU C Vivian Morimoto, UTC 1B Kasey Tydingco, UTC 2B Sara Poteat, UTC SS Megan Rembielak, APP 3B Jessie Homesley, FUR OF Allie Cashion, APP OF Marie Fogle, GSU OF Erin Foster, WCU DP Michelle Fuzzard, UTC UT Sarah Warnock, APP</p> <p><i>Second Team</i> P Hope Klicker, CofC P Taylor Deason, UTC C Michelle Lighton, APP 1B Amanda Lonergan, CofC 2B Hanna Ennis, GSU SS Jessica Traxler, UTC 3B Sarah Beth Roberts, UTC OF Tomeka Watson, Elon OF Stephanie Rieck, UTC OF Cheyenne Willis, UTC DP Katelyn Bedwell, UNCG UT Lauren Collier, FUR</p>	<p>2013 <i>First Team</i> P Hope Klicker, CofC P Sarah Purvis, GSU C Lindsay Thomas, UNCG 1B Chandler Frisbie, CofC 2B Ashton Jarrett, CofC SS Kourtney Thomas, GSU 3B Kelsey Hodgson, CofC OF Allie Cashion, APP OF Tomeka Watson, Elon OF Carleigh Nester, Elon DP Katelyn Bedwell, UNCG UT Lauren Collier, FUR</p> <p><i>Second Team</i> P Stephanie Saylor, CofC P Lauren Collier, FUR P Raeanne Hanks, UNCG C Sarah Warnock, APP 1B Eileen Horsmon, UNCG 2B Sara Poteat, UTC SS Heather Robb, UNCG 3B Sarah Beth Roberts, UTC OF Allison Geiner, UNCG OF Tatiana Alcalá, UNCG OF Sam Taylor, UTC DP Shelby Morrill, GSU UT Aisha Figueroa, UNCG</p> <p>2014 <i>First Team</i> P Sarah Purvis, GSU P Mollie Hanson, SAM C Lindsay Thomas, UNCG 1B Katelyn Bedwell, UNCG 2B Cynthia Gomez, APP 3B Callie Brister, SAM SS Kourtney Thomas, GSU OF Dani Heichen, APP OF Megan Dowdy, SAM OF Carleigh Nester, Elon DP Taylor Rogers, GSU UT Nicole Thomas, UNCG</p> <p><i>Second Team</i> P Lauren Collier, FUR P Katie Henderson, UTC C Sarah Warnock, APP 1B Lindsay Loudermilk, APP 1B Morgan Robinson, GSU 2B Dominique Madruga, UNCG 3B Sarah Beth Roberts, UTC 3B Kara Salvo, WCU SS Abby Adams, SAM OF Alaina Hall, Elon OF Nikki Legg, FUR OF Courtney Price, WCU DP Elise Smith, FUR UT Caroline Wilder, SAM</p> <p>2015 <i>First Team</i> P Lindsey Bert, FUR P Kirsten Stevens, MER C Lindsay Thomas, UNCG 1B Tory Wright, UNCG 2B Cricket Blanco, UTC 3B Sarah Beth Roberts, UTC SS Seara Bishop, FUR OF Taylor Miller, MER OF Megan Dowdy, SAM OF Nicole Osterman, UTC DP Caroline Wilder, SAM UT Nicole Thomas, UNCG</p>	<p><i>Second Team</i> P Mollie Hanson, SAM P Jordan Garrett, WCU C Abby Sweeney, SAM 1B Caroline Taylor, MER 2B Taylor Jenkins, FUR 3B Danielle Vega, UNCG SS Abby Adams, SAM SS J.J. Hamill, UTC OF Ambree Muller, FUR OF Riley Carter, MER OF Allison Geiner, UNCG DP Elise Smith, FUR UT Lindsey Bert, FUR</p> <p>2016 <i>First Team</i> P Mollie Hanson, SAM P Taylor Sigmon, WCU C Lindsay Thomas, UNCG 1B AnnaRose Borrelli, FUR 2B Crystal Cyr, WCU 3B Callie Brister, SAM SS Seara Bishop, FUR OF Candace Johnson, FUR OF Taylor Miller, MER OF Megan Dowdy, SAM DP Nicole Thomas, UNCG UT Taylor Rodgers, MER</p> <p><i>Second Team</i> P Lindsey Bert, FUR P Alicia Bazonski, UNCG C Natalie Shiver, MER 1B Caitlin Bice, SAM 2B Abbie Miranda, SAM 2B Cricket Blanco, UTC 3B Danielle Vega, UNCG SS Lexie Higgins, SAM SS Karley Harkey, WCU OF Allison Geiner, UNCG OF Shelby Maze, SAM OF Sam Taylor, UTC DP Jordan Fortel, UTC UT Lindsey Bert, FUR UT Amanda Beltran, UTC</p> <p>2017 <i>First Team</i> P Lindsey Bert, FUR P Megan Bilgri, MER C Abby Sweeney, SAM 1B Marisa Sholtes, UNCG 2B Casey Bigham, FUR 3B Gabrielle Cubbage, UNCG SS Brittany Houston, FUR OF Danielle Knoetze, ETSU OF Meghan Rud, MER OF Shelby Maze, SAM DP Emma Sturdivant, UTC UT Madison Couch, SAM</p> <p><i>Second Team</i> P Stella Preston, MER P Alicia Bazonski, UNCG C Madison Armstrong, WCU 1B Taylor Carter, ETSU 2B Jasmine Palmer, UNCG 3B Jquirisa Mauga, MER SS Rachael McClaskey, UNCG OF Tiffany Laughren, ETSU OF Taylor Miller, Mercer OF Hunter Gibbons, WCU DP Elise Smith, FUR UT Katy Richardson, UTC</p>
--	---	--	--

ALL-CONFERENCE TEAMS

2018

First team

P Lindsey Bert, FUR
P Alicia Bazonski, UNCG
C Megan Lane, MER
1B Marisa Sholtes, UNCG
2B Casey Bigham, FUR
2B Jasmine Palmer, UNCG
3B Gabrielle Cabbage, UNCG
SS Brook Womack, UTC
OF Meghan Rud, MER
OF Shelby Maze, SAM
OF Aly Walker, UTC
DP Micayla Rood, MER
UT Emily DeMonte, FUR

Second team

P Stella Preston, MER
P Stephanie Bryden, UNCG
C Madison Armstrong, WCU
1B AnnaRose Borrelli, FUR
2B Ashley Conner, UTC
3B Hannah Reynolds, FUR
SS Ashlyn Barnes, SAM
OF Vanessa Elliott, ETSU
OF Makenna Matthijs, UNCG
OF Hunter Gibbons, WCU
DP Taylor Wright, ETSU
UT J.J. Hamill, UTC

2019

First team

P Stephanie Bryden, UNCG
P Celie Hudson, UTC
C Delaney Cumbie, UNCG
1B Emma Sturdivant, UTC
2B Danielle Castleberry, MER
3B Nikki Grupp, ETSU
SS Emily Coltharp, UTC
OF Cammy Pereira, FUR
OF Shaila Warren, MER
OF Hunter Gibbons, WCU
DP Marissa Guimbarda, FUR
UT Julia Fritz, ETSU

Second team

P Emily DeMonte, FUR
P Bailey Pattison, MER
P Mariah Ramirez, UTC
C Amanda Beltran, UTC
1B Marisa Sholtes, UNCG
2B Whitney Hinton, SAM
3B Gabi Howard, UNCG
SS Ashlyn Long, WCU
OF Kelly Warren, ETSU
OF Micayla Rood, MER
OF Hayleigh Weissenbach, UTC
DP Aly Walker, UTC
UT Morgan Kazerooni, UTC

2020

*no awards were issued as the season was cut short due to the COVID-19 pandemic.

2021

First team

P Morgan Scott, UNCG
P Jayme Eilers, WCU
C Kailey McNeil, WCU
IF Mackense Greico, FUR
IF Danielle Castleberry, MER
IF Whitney Hinton, SAM
IF Bailey Huneycutt, WCU
OF Micayla Roos, MER
OF Makenna Matthijs, UNCG
OF Hayleigh Weissenbach, UTC
DP Kayleigh Willis, UNCG

Second team

P Kelly Schmidt, ETSU
P Ashlyn Donner, MER
C Kylie Toler, ETUS
IF Maycin Brown, UNCG
IF Jasmine Palmer, SAM
IF Timberlyn Shurbutt, SAM
IF Emily Coltharp, UTC
OF Allie Jones, MER
OF Amanda Briskin, SAM
OF Ryan Brzozoski, SAM
DP Riley Ludlam, FUR

Repeat first-team selections

4 times

Julie Glasser, FUR (1994-97)
 Carrie Hinkle, MAR (1994-97)
 Penny Thompson, UNCG (2000-03)
 Michelle Fuzzard, UTC (2008-09, 11-12)
 Lindsay Thomas, UNCG (2013-16)

3 times

Stefanie Cook, MAR (1995-97)
 Keri Meigs, UTC (1996, 98-99)
 Allison DeVries, UTC (1997-99)
 Kay Brittain, FUR (1999-01)
 Amanda Cone, CofC (2002-04)
 Shannon Howard, CofC (2006-08)
 Nina Iduate, GSU (2008-10)
 Tiffany Baker, UTC (2009-11)
 Lyndsey Stiles, UTC (2009-11)
 Marie Fogle, GSU (2009, 11-12)
 Allie Cashion, APP (2011-13)
 Sarah Purvis, GSU (2012-14)
 Megan Dowdy, Samford (2014-16)
 Nicole Thomas, UNCG (2014-16)
 Lindsey Bert, FUR (2015, 17-18)

2 times

Amy Jakubowski, FUR (1994-95)
 Jeanne Noble, MAR (1994-95)
 Sheri Russo, GSU (1995-96)
 Denise Posey, UTC (1996-97)
 Ashley Fleming, GSU (1997, 99)
 Jennifer Harris, GSU (1998, 00)
 Megan Luring, UTC (1998-99)
 Tayla Trudell, UTC (1999, 01)
 Leah Tucker, UTC (1999, 01)
 Angela Brewer, UTC (2000-01)
 Leigh Irwin, UNCG (2000-01)
 Beth Alexander, UTC (2001-02)
 Brooke Flowers, CofC (2002-03)

LaKerah Barr, FUR (2003-04)
 Jessica Matthews, FUR (2002, 04)
 Jennifer Hubbard, UNCG (2003-04)
 Rachael Stern, CofC (2003, 05)
 Janine Sprague, ETSU (2003, 05)
 Lacey Swarthout, UTC (2004-05)
 Lindsay Glover, APP (2005-06)
 Shanita Black, GSU (2005-06)
 Paige Goss, Elon (2006-07)
 Melissa Laliberte, GSU (2006, 08)
 Brooke Loudermilk, UTC (2005-06)
 Tracey Dahlen, Elon (2007-08)
 Mary Greenway, UNCG (2007-08)
 Mollie Fowler, WCU (2007, 09)
 Tia Blosser, UTC (2007, 10)
 Kristie Shifflett, CofC (2009-10)
 Megeen Smith, GSU (2009-10)
 Brianna Streetmon, GSU (2009-10)
 Alex Emeterio, UNCG (2010-11)
 Vivian Morimoto, UTC (2011-12)
 Jessie Homesley, FUR (2011-12)
 Kourtney Thomas, GSU (2013-14)
 Katelyn Bedwell, UNCG (2013-14)
 Carleigh Nester, Elon (2013-14)
 Seara Bishop, FUR (2015-16)
 Taylor Miller, MER (2015-16)
 Callie Brister, SAM (2014, 16)
 Mollie Hanson, SAM (2014, 16)
 Marisa Shotles, UNCG (2017-18)
 Casey Bigham, FUR (2017-18)
 Gabrielle Cabbage, UNCG (2017-18)
 Meghan Rud, MER (2017-18)
 Shelby Maze, SAM (2017-18)
 Danielle Castleberry, MER (2017-21)
 Emma Sturdivant, UTC (2016-20)

ALL-FRESHMAN TEAMS

2009

Megan Rembielak, APP
Katie Forbes, CofC
Stephanie Field, FUR
Hanna Ennis, GSU
Marie Fogle, GSU
Alex Emeterio, UNCG
Robyn Harmon, SAM
Amy Gonzalez, SAM
Jenni Martin, UTC
Chelsea Schaffer, WCU

2010

Allie Cashion, APP
Frannie Seader, APP
Tomeka Watson, Elon
Kayla Suskauer, FUR
Eileen Horsmon, UNCG
Alex Adams, SAM
Kasey Tydingco, UTC
Robyn Burnette, WCU
Jordan Fulton, WCU
Haley Pace, WCU

2011

Carly Corthell, CofC
Kelsey Hodgson, CofC
Lizzy Vaughn, CofC
Carleigh Nester, Elon
Lauren Collier, FUR
Allie Miles, GSU
Katelyn Bedwell, UNCG
Aisha Figueroa, UNCG
Nicole Bobrowski, SAM
Natalie Powers, UTC

2012

Caroline Rogers, APP
Sarah Warnock, APP
Hope Klicker, CofC
Allison Pedigo, CofC
Mackenzie Maples, CofC
Brooke Red, GSU
Madison Dickey, SAM
Taylor Deason, UTC
Sarah Beth Roberts, UTC
Cheyenne Willis, UTC

2013

Alex Sohl, APP
Shivaun Landeros, APP
Chandler Frisbie, CofC
Becca Mueller, CofC
Sieara Bishop, FUR
Lindsay Thomas, UNCG
Allison Geiner, UNCG
Megan Dowdy, SAM
Sam Taylor, UTC
Anyssa Robles, UTC

2014

Cara Parker, APP
Alaina Hall, Elon
Andrea Abatiello, FUR
Elise Smith, FUR
Emily Snider, GSU
Morgan Robinson, GSU
Taylor Rogers, GSU
Grey Adams, SAM
Courtney Price, WCU
Kara Salvo, WCU

2015

Cassi Pickett, ETSU
Kelsey Smith, ETSU
Lindsey Bert, FUR
Meghan Rud, MER
Shelby Maze, SAM
Karsin Spinks, SAM
Cori Jennings, UTC
J.J. Hamill, UTC
Kailey Palazzolo, UTC
Emily Helton, WCU

2016

Tiffany Laughren, ETSU
Emily Demonte, FUR
Lindsay Boynton, MER
Shaila Warren, MER
Stephanie Bryden, UNCG
Kelsey Royalty, SAM
Hannah Trombley, SAM
Amanda Beltran, UTC
Ashley Conner, UTC
Jordan Fortel, UTC
Madison Armstrong, WCU

2017

Nikki Grupp, ETSU
Kylie Toler, ETSU
Casey Bigham, FUR
Stella Preston, MER
Whitney Hinton, SAM
Amy Lewis, UTC
Aly Walker, UTC
Hayleigh Weissenbach, UTC
Erica Hayes, WCU
Ashlyn Long, WCU

2018

Julia Fritz, ETSU
Lauren Lee, ETSU
Kelly Warren, ETSU
Allie Jones, Mercer
Micayla Rood, Mercer
Laurenne Sanchez, Mercer
Makenna Matthijs, UNCG
Hannah Stiltner, UNCG
Ashlyn Barnes, Samford
Allison Swinford, Chattanooga

2019

Mackense Greico, FUR
Tori Ash, MER
Bailey Pattison, MER
Delaney Cumbie, UNCG
Kamryn Graves, UNCG
Gabi Howard, UNCG
Merritt Cahoon, SAM
Emily Coltharp, UTC
Mariah Ramirez, UTC
Bailey Huneycutt, WCU

2020

*no awards were issued as the season was cut short to the CoVID-19 pandemic.

2021

Lilly Holston, ETSU
Claire Ginder, Furman
Annie Potter, Mercer
Maycin Brown, UNCG
Morgan Scott, UNCG
Grace Robertson, Samford
Courtney Ball, Chattanooga
Jayme Eilers, Western Carolina
Savannah Rice, Western Carolina
Jeralynn Wells, Western Carolina

Totals by school

Chattanooga	21
Samford.....	15
UNCG	14
Furman	11
Western Carolina	10
ETSU	9
College of Charleston	9
Mercer.....	10
Appalachian State	8
Georgia Southern	7
Elon.....	3
Western Carolina	4

FIRST-TEAM ALL-CONFERENCE BY SCHOOL

Current members

ETSU

4 players; 5 selections

Janine Sprague, 2003, 2005
Danielle Knoetze, 2017
Nikki Grupp, 2019
Julia Fritz, 2019

FURMAN

28 players; 42 selections

Julie Glasser, 1994, 1995, 1996, 1997
Amy Jakubowski, 1994, 1995
Kim Currier, 1994
Cathy Frohnheiser, 1994
Jamie Rausch, 1996
Cari Williams, 1997
Kay Brittain, 1999, 2000, 2001
Judy Baker, 1999
Chrissy Hacker, 2000
Jessica Matthews, 2002, 2004
Meagen Johnson, 2003
LaKerah Barr, 2003, 2004
Jess Mathis, 2006
Abby Robertson, 2009
Stephanie Field, 2010
Lana Mackey, 2010
Morgan Hughey, 2011
Jessie Homesley, 2011, 2012
Lauren Collier, 2013
Lindsey Bert, 2015, 2017, 2018
Sieara Bishop, 2015, 2016
AnnaRose Borrelli, 2016
Candace Johnson, 2016
Casey Bigham, 2017, 2018
Brittany Houston, 2017
Emily DeMonte, 2018, 2019
Cammy Pereira, 2019
Mackense Greico, 2021

MERCER

9 player; 13 selections

Kirsten Stevens, 2015
Taylor Miller, 2015, 2016
Taylor Rodgers, 2016
Megan Bilgri, 2017
Meghan Rud, 2017, 2018
Megan Lane, 2018
Micayla Rood, 2018, 2021
Danielle Castleberry, 2019, 2021
Shaila Warren, 2019

UNCG

26 players; 41 selections

Jill Quilla, 1998
Lara Long, 1998
Danielle Sekula, 1998
Penny Thompson, 2000, 2001, 2002, 2003
Leigh Irwin, 2000, 2001
Kristy Norton, 2000
Joy Stogner, 2000
Amber Watson, 2003
Jennifer Hubbard, 2003, 2004
Joni Gomez, 2004
Jennifer Bonilla, 2005
Mary Greenway, 2007, 2008
Alex Emeterio, 2010, 2011
Katelyn Bedwell, 2013, 2014
Tory Wright, 2015
Lindsay Thomas, 2013, 2014, 2015, 2016
Nicole Thomas, 2014, 2015, 2016
Gabrielle Cubbage, 2017, 2018
Marisa Sholtes, 2017, 2018
Alicia Bazonski, 2018
Jasmine Palmer, 2018
Stephanie Bryden, 2019
Delaney Cumbie, 2019
Makenna Matthis, 2021
Morgan Scott, 2021
Kayleigh Willis, 2021

SAMFORD

8 players, 13 selections

Caroline Wilder, 2015
Callie Brister, 2014, 2016
Megan Dowdy, 2014, 2015, 2016
Mollie Hanson, 2014, 2016
Madison Couch, 2017
Shelby Maze, 2017, 2018

Abby Sweeney, 2017
Whitney Hinton, 2021

CHATTANOOGA

50 players; 71 selections

April Miller, 1994
Margaret Roddy, 1995
Jennifer Swanson, 1995
Erika Norris, 1995
Keri Meigs, 1996, 1998, 1999
Denise Posey, 1996, 1997
Jessica Brown, 1996
Allison DeVries, 1997, 1998, 1999
J.D. Staton, 1997
Megan Luring, 1998, 1999
Amy Robertson, 1998
Kami Tucker, 1998
Tayla Trudell, 1999, 2001
Leah Tucker, 1999, 2001
Liz Card, 1999
Angela Brewer, 2000, 2001
Beth Alexander, 2001, 2002
Dana Reed, 2001
Jaci Welsh, 2001
Awbrey Winckler, 2002
Jade Pescatore, 2002
Jill Crawford, 2002
Paige Cochrane, 2002
Jennifer Reed, 2003
Melissa Ramirez, 2004
Lacey Swarthout, 2004, 2005
Brittany Whitter, 2005
Ashleigh Bull, 2005
Tia Blosser, 2007
Jeannie Cochran, 2007
Brooke Loudermilk, 2007, 2008
Michelle Fuzzard, 2008, 2009, 2011, 2012
Tara Tembey, 2008
Laci Upchurch, 2008
Tiffany Baker, 2009, 2010, 2011
Lyndsey Stiles, 2009, 2010, 2011
Tia Blosser, 2010
Kandice Irwin, 2011
Vivian Morimoto, 2011, 2012
Kasey Tydingco, 2012
Sara Poteat, 2012
Criket Blanco, 2015
Nicole Osterman, 2015
Sarah Beth Roberts, 2015
Emma Sturdivant, 2017, 2019
Brook Womack, 2018
Aly Walker, 2018
Celie Hudson, 2019
Emily Coltharp, 2019
Hayleigh Weissenbach, 2021

WESTERN CAROLINA

15 players; 16 selections

Mendy McKenzie, 2006
Heather Pritchard, 2006
Allyson McCubbins, 2006
Ashley Adams, 2006
Jenny Jackson, 2006
Stephanie Beatty, 2007
Mollie Fowler, 2007, 2009
Jamie Swank, 2008
Erin Foster, 2012
Crystal Cyr, 2016
Taylor Sigmon, 2016
Hunter Gibbons, 2019
Jayme Eilers, 2021
Bailey Huneycutt, 2021
Kailey McNeil, 2021

Former members

APPALACHIAN STATE

10 players; 13 selections

Lindsay Glover, 2005, 2006
Kristyn Hurt, 2007
Katie Boyd, 2008
Kayla Richardson, 2009
Allie Cashion, 2011, 2012, 2013
Meghan Smith, 2011
Megan Rembielak, 2012
Sarah Warnock, 2012
Cynthia Gomez, 2014
Dani Heichen, 2014

COLLEGE OF CHARLESTON

22 players; 29 selections

Brooke Fuller, 1999
Jacklyn Mariner, 2000
Brooke Flowers, 2002, 2003
Amanda Cone, 2002, 2003, 2004
Rachael Stern, 2003, 2005
Jessica Schwartzkopf, 2003
Bridget Loudermilk, 2004
Jayme Durand, 2005
Jessica Lyness, 2005
Leshe' Russell, 2005
Shannon Howard, 2006, 2007, 2008
Izmena Cabrera, 2007
Jennifer Golden, 2007
Terri Mesko, 2007
Kristie Shifflett, 2009, 2010
Katie Forbes, 2009
Alexa Datko, 2011
Stephanie Saylor, 2012
Hope Klicker, 2013
Chandler Frisbie, 2013
Ashton Jarrett, 2013
Kelsey Hodgson, 2013

ELON

11 players; 14 selections

Jamie Dupont, 2004
Jenny Gustin, 2004
Jessica Swearingin, 2004
Dani Concepcion, 2005
Debbie Zeigler, 2005
Paige Goss, 2006, 2007
Tracey Dahlen, 2007, 2008
Emerald Graham, 2010
Kaitlyn Piazzolla, 2010
Tomeka Watson, 2013
Carleigh Nester, 2013, 2014

GEORGIA SOUTHERN

28 players; 42 selections

Karen Petit, 1994
Melissa Williams, 1994
Sheri Russo, 1995, 1996
Debbie Hensley, 1995
Vanessa Fawcett, 1996
Tonya Whitted, 1996
Ashley Fleming, 1997, 1999
McCaine Lowder, 1997
Jennifer Harris, 1998, 2000
Danelle Toole, 1998
Jennifer Miller, 1999
Jaclyn Kaylor, 1999
Aimee Littlejohn, 2000
Julie Peel, 2001
Crystal Crews, 2002
Cary Moone, 2004
Shanita Black, 2005, 2006
Melissa Laliberte, 2006, 2008
Heather Smith, 2006
Nina Iduate, 2008, 2009, 2010
Robyne Siliga, 2008
Lindsey Hopkins, 2008
Brianna Streetmon, 2009, 2010
Marie Fogle, 2009, 2011, 2012
Megen Smith, 2009, 2010
Sarah Purvis, 2012, 2013, 2014
Kourtney Thomas, 2013, 2014
Taylor Rogers, 2014

MARSHALL

5 players; 11 selections

Carrie Hinkle, 1994, 1995, 1996, 1997
Jeanne Noble, 1994, 1995
Brandi Northrup, 1994
Stefanie Cook, 1995, 1996, 1997
Cristy Waring, 1997

UNC WILMINGTON

2 players; 2 selections

Tiffany Lindemann, 2001
Lauren Mattox, 2002

POSTSEASON RESULTS

SoCon Championship records by school

School	Appearances	Won	Lost	Pct.	For	Opp	Titles	Runner-up
Chattanooga	26	65	28	.699	403	214	14	2
Samford [^]	9	17	16	.515	111	99	1	1
Mercer	6	11	12	.478	94	87	0	1
Furman	25	40	46	.465	256	268	2	7
ETSU	10	16	18	.471	102	126	1	2
UNCG*	22	37	41	.474	213	261	2	4
Western Carolina	13	11	26	.297	101	140	0	1

[^] later vacated two wins from 2011-12 (one each year)

* later vacated six wins from 2009-11 (two each year)

Former members

Georgia Southern	20	50	37	.578	241	239	4	6
College of Charleston	13	29	26	.527	177	185	1	3
Marshall	4	6	6	.500	30	28	1	0
Elon	10	13	17	.464	81	118	1	0
Appalachian State	12	13	26	.351	78	110	0	0
UNC Wilmington	4	1	8	.111	15	35	0	0

SoCon Championship results

1994 Furman 2, Marshall 1 Georgia Southern 3, Chattanooga 0 Marshall 5, Chattanooga 2 Furman 1, Georgia Southern 0 Georgia Southern 2, Marshall 0 Furman 7, Georgia Southern 0	2000 UNC Wilmington 3, Georgia Southern 0 UNCG 3, College of Charleston 0 Chattanooga 4, UNC Wilmington 0 Furman 3, UNCG 0 Georgia Southern 5, College of Charleston 3 UNCG 7, UNC Wilmington 3 Furman 2, Chattanooga 1 Georgia Southern 2, UNCG 0 Chattanooga 1, Georgia Southern 0 Chattanooga 2, Furman 0 Chattanooga 2, Furman 0	2003 ETSU 4, Georgia Southern 2 College of Charleston 15, Appalachian State 1 UNCG 5, UNC Wilmington 0 Chattanooga 5, Furman 0 Georgia Southern 2, Appalachian State 1 Furman 5, UNC Wilmington 4 (11) ETSU 5, College of Charleston 3 (10) Chattanooga 3, UNCG 1 (9) College of Charleston 3, Furman 0 Chattanooga 8, ETSU 0 Georgia Southern 2, UNCG 0 College of Charleston 3, Georgia Southern 0 ETSU 2, College of Charleston 0 ETSU 1, Chattanooga 0 Chattanooga 10, ETSU 1
1995 Georgia Southern 1, Furman 0 (9) Marshall 4, Chattanooga 0 Furman 7, Chattanooga 0 Marshall 5, Georgia Southern 3 Furman 9, Georgia Southern 1 Marshall 7, Furman 1	2001 UNCG 1, ETSU 0 (8) Chattanooga 1, Appalachian State 0 Furman 2, UNC Wilmington 1 Georgia Southern 6, College of Charleston 4 Appalachian State 5, ETSU 0 College of Charleston 5, UNC Wilmington 3 Chattanooga 2, UNCG 0 Furman 3, Georgia Southern 1 College of Charleston 5, UNCG 2 Georgia Southern 3, Appalachian State 2 Chattanooga 2, Furman 0 Georgia Southern 3, College of Charleston 2 (10) Furman 10, Georgia Southern 1 (5) Chattanooga 4, Furman 1	2004 ETSU 5, Georgia Southern 4 (8) Elon 9, UNCG 3 College of Charleston 9, Furman 1 (5) Chattanooga 4, Appalachian State 3 Appalachian State 13, UNCG 3 (6) Georgia Southern 2, Furman 0 Chattanooga 11, Elon 1 (5) College of Charleston 7, ETSU 0 Elon 6, Georgia Southern 4 Appalachian State 4, ETSU 0 Chattanooga 3, College of Charleston 0 Appalachian State 3, Elon 2 College of Charleston 1, Appalachian State 0 Chattanooga 5, College of Charleston 4
1996 Marshall 3, Georgia Southern 0 Chattanooga 3, Furman 2 Georgia Southern 5, Furman 0 Chattanooga 3, Marshall 2 Georgia Southern 3, Marshall 1 Chattanooga 4, Georgia Southern 2 (11)	2002 ETSU 12, College of Charleston 6 Georgia Southern 2, UNC Wilmington 1 Furman 4, UNCG 1 Chattanooga 5, Appalachian State 1 College of Charleston 1, Appalachian State 0 UNCG 5, UNC Wilmington 0 Chattanooga 7, ETSU 1 Georgia Southern 3, Furman 2 ETSU 4, UNCG 3 Furman 3, College of Charleston 1 Chattanooga 1, Georgia Southern 0 Furman 7, ETSU 6 Furman 7, Georgia Southern 2 Chattanooga 9, Furman 0	2005 Elon 4, ETSU 2 College of Charleston 4, Furman 0 Chattanooga 8, UNCG 0 Appalachian State 6, Georgia Southern 1 Furman 4, ETSU 3 Georgia Southern 7, UNCG 0 College of Charleston 3, Elon 1 Chattanooga 4, Appalachian State 1 Elon 7, Georgia Southern 6 Furman 2, Appalachian State 0 College of Charleston 4, Chattanooga 2 Furman 4, Elon 0 Chattanooga 9, Furman 0 College of Charleston 8, Chattanooga 7
1997 Chattanooga 9, Furman 1 Marshall 2, Georgia Southern 1 (10) Furman 11, Georgia Southern 2 Chattanooga 8, Marshall 0 Furman 3, Marshall 0 Chattanooga 5, Furman 0		
1998 Chattanooga 6, Furman 2 UNCG 5, Georgia Southern 4 (9) Georgia Southern 2, Furman 0 Chattanooga 7, UNCG 1 Georgia Southern 6, UNCG 3 Chattanooga 8, Georgia Southern 0		
1999 College of Charleston 6, UNCG 2 Georgia Southern 4, Furman 3 Chattanooga 8, College of Charleston 0 Furman 4, UNCG 3 Georgia Southern 3, Chattanooga 2 College of Charleston 3, Furman 0 Chattanooga 6, College of Charleston 0 Georgia Southern 7, Chattanooga 5		

POSTSEASON RESULTS

SoCon Championship results

2006 Chattanooga 5, Appalachian State 1
UNCG 5, Western Carolina 3
Furman 4, College of Charleston 1
Elon 4, Georgia Southern 2
Appalachian State 1, Western Carolina 0
Georgia Southern 11, College of Charleston 2
Chattanooga 2, UNCG 0
Furman 7, Elon 6
Appalachian State 2, Elon 1
Georgia Southern 2, UNCG 0
Furman 3, Chattanooga 2
Georgia Southern 4, Appalachian State 1
Georgia Southern 4, Chattanooga 1
Georgia Southern 3, Furman 2
Georgia Southern 4, Furman 0

2007 Furman 12, College of Charleston 5
Elon 2, Appalachian State 1
Western Carolina 2, Georgia Southern 0
UNCG 2, Chattanooga 1
College of Charleston 4, Appalachian State 2 (11)
Georgia Southern 9, Chattanooga 4
Furman 7, Elon 1
Western Carolina 1, UNCG 0
Georgia Southern 4, Elon 1
UNCG 10, College of Charleston 0
Furman 4, Western Carolina 2
Georgia Southern 3, UNCG 2
Georgia Southern 3, Western Carolina 2
Georgia Southern 4, Furman 1
Furman 3, Georgia Southern 2 (9)

2008 UNCG 1, Elon 0
Chattanooga 3, Western Carolina 1
Georgia Southern 4, Appalachian State 2
College of Charleston 6, Furman 5
Elon 5, Western Carolina 3
Appalachian State 2, Furman 1
UNCG 3, Chattanooga 1
Georgia Southern 6, College of Charleston 5
Chattanooga 9, Appalachian State 2
College of Charleston 8, Elon 0
Georgia Southern 4, UNCG 2
Chattanooga 5, College of Charleston 2
Chattanooga 3, UNCG 0
Chattanooga 3, Georgia Southern 2
Chattanooga 10, Georgia Southern 1 (5)

2009* Western Carolina 4, Elon 1
Appalachian State 2, UNCG 0
Samford 6, College of Charleston 1
Furman 9, Georgia Southern 3
Chattanooga 2, Western Carolina 1
UNCG 5, College of Charleston 3
Georgia Southern 6, Western Carolina 1
Chattanooga 2, Furman 0
Samford 3, Appalachian State 1
UNCG 4, Furman 3
Georgia Southern 1, Appalachian State 0
Georgia Southern 9, UNCG 2
Chattanooga 3, Samford 2
Georgia Southern 4, Samford 3
Chattanooga 7, Georgia Southern 2

* UNCG's wins later vacated

2010* Elon 3, Georgia Southern 2
UNCG 4, Chattanooga 1
Georgia Southern 3, Chattanooga 0
Elon 6, UNCG 4
UNCG 2, Georgia Southern 1
Elon 6, UNCG 3

* UNCG's wins later vacated

2011* Furman 5, Western Carolina 4
Elon 7, College of Charleston 5
Chattanooga 4, Furman 0
Samford 6, Appalachian State 3
UNCG 2, Georgia Southern 0
College of Charleston 4, Furman 2 (8)
Appalachian State 4, Georgia Southern 2 (8)
Chattanooga 7, Elon 1
UNCG 4, Samford 1
Appalachian State 6, Elon 5
College of Charleston 8, Samford 5
Chattanooga 13, UNCG 0
College of Charleston 6, Appalachian State 3
College of Charleston 2, UNCG 0
Chattanooga 11, College of Charleston 2 (6)
* UNCG's and Samford's wins later vacated

2012* Samford 3, Furman 2
Chattanooga 8, Elon 1
College of Charleston 6, Western Carolina 2
Georgia Southern 3, Samford 0
Appalachian State 6, UNCG 2
Elon 7, Western Carolina 3
UNCG 6, Samford 5
Chattanooga 6, College of Charleston 1
Georgia Southern 6, Appalachian State 0
College of Charleston 6, UNCG 3
Elon 4, Appalachian State 0
Georgia Southern 5, Chattanooga 2
College of Charleston 4, Elon 2
College of Charleston 7, Chattanooga 6
College of Charleston 4, Georgia Southern 3
Georgia Southern 6, College of Charleston 2
* Samford's win later vacated

2013 Samford 8, Elon 0
Western Carolina 3, College of Charleston 1
Georgia Southern 6, Chattanooga 2
Appalachian State 3, Samford 2 (10)
UNCG 1, Furman 0
College of Charleston 5, Chattanooga 3
Samford 1, Furman 0
Georgia Southern 6, Western Carolina 0
UNCG 3, Appalachian State 0
College of Charleston 2, Appalachian State 0 (10)
Samford 8, Western Carolina 0
College of Charleston 3, Georgia Southern 2
UNCG 12, Samford 2
Georgia Southern 3, College of Charleston 2 (11)
Georgia Southern 1, UNCG 0 (11)

2014 Chattanooga 3, Appalachian State 0
Furman 4, Western Carolina 3
Georgia Southern 4, Elon 0
Samford 3, UNCG 0
Western Carolina 3, Appalachian State 2
UNCG 4, Elon 2
Chattanooga 6, Furman 0
Georgia Southern 3, Samford 0
Samford 7, Western Carolina 3
UNCG 4, Furman 3
Chattanooga 1, Samford 0
UNCG 2, Georgia Southern 1
UNCG 11, Georgia Southern 2
Chattanooga 4, UNCG 3

2015 Western Carolina 6, Furman 1
Samford 3, ETSU 1
Mercer 9, UNCG 0
UNCG 5, ETSU 2
Chattanooga 5, Western Carolina 4
Mercer 2, Samford 0

Western Carolina 6, UNCG 1
Furman 6, Samford 3
Chattanooga 7, Mercer 6
Furman 6, Western Carolina 2
Mercer 2, Furman 0
Chattanooga 3, Mercer 1

2016 UNCG 3, ETSU 2
Mercer 5, Furman 2 (9)
Chattanooga 11, Western Carolina 3
Furman 7, Western Carolina 4
Samford 3, UNCG 0
Mercer 7, Chattanooga 4
Furman 3, UNCG 0
Chattanooga 5, ETSU 3
Samford 2, Mercer 0
Furman 9, Chattanooga 6
Furman 8, Mercer 1
Samford 4, Furman 3 (8)

2017 Mercer 5, Samford 3
Chattanooga 5, Furman 4
ETSU 7, Western Carolina 0
Western Carolina 4, Furman 1
Mercer 3, UNCG 0
ETSU 1, Chattanooga 0
UNCG 6, Western Carolina 5
Samford 9, Chattanooga 8
ETSU 4, Mercer 3 (9)
Samford 3, UNCG 1
Samford 4, Mercer 3
ETSU 6, Samford 0

2018 Chattanooga 3, Samford 1
Mercer 8, Western Carolina 7
ETSU 4, Furman 1
Furman 1, Western Carolina 0
UNCG 4, Chattanooga 1
ETSU 5, Mercer 3 (9)
Furman 9, Chattanooga 1
Samford 10, Mercer 6
UNCG 6, ETSU 3
Furman 1, Samford 0
ETSU 4, Furman 1 (8)
UNCG 5, ETSU 2

2019 ETSU 5, Mercer 1
Western Carolina 6, Samford 4
Chattanooga 9, Furman 5
Samford 7, Furman 0
UNCG 9, ETSU 1
Chattanooga 2, Western Carolina 1
ETSU 5, Samford 2 (8)
Mercer 7, Western Carolina 4
Chattanooga 3, UNCG 1
Mercer 6, ETSU 1
UNCG 9, Mercer 7
UNCG 4, Chattanooga 3
Chattanooga 10, UNCG 1 (5)

2020 Not contested due to COVID-19.

2021 UNCG 1, Mercer 4
Western Carolina 5, Chattanooga 0
Mercer 6, Chattanooga 2
UNCG 3, Western Carolina 1
Western Carolina 4, Mercer 1
UNCG 9, Western Carolina 4

POSTSEASON RESULTS

NCAA tournament results

2000 Regional; Seattle, Wash. (1 team, 1-2)
Mississippi State 6, Chattanooga 1
Chattanooga 6, Army 4 (9)
Utah 2, Chattanooga 1

2001 Regional; Tuscaloosa, Ala. (1 team, 1-2)
Michigan 1, Chattanooga 0
Chattanooga 5, Illinois-Chicago 2
Oregon State 13, Chattanooga 0 (5)

2002 Regional; Tallahassee, Fla. (1 team, 2-2)
Chattanooga 3, Florida Atlantic 0
Chattanooga 6, Florida Atlantic 1
Georgia Tech 3, Chattanooga 0
Florida State 1, Chattanooga 0 (8)

2003 Regional; Tuscaloosa, Ala. (1 team, 0-2)
Stanford 2, Chattanooga 0
Massachusetts 3, Chattanooga 0

2004 Regional; Athens, Ga. (1 team, 0-2)
Washington 4, Chattanooga 1
Texas A&M 6, Chattanooga 0

2005 Regional; Knoxville, Tenn. (1 team, 2-2)
Tennessee 4, College of Charleston 0
College of Charleston 6, Virginia Tech 3
College of Charleston 10, Virginia Tech 2 (6)
Tennessee 2, College of Charleston 0

2006 Regional; Athens, Ga. (1 team, 1-2)
Georgia 4, Georgia Southern 0
Georgia Southern 2, Coastal Carolina 1
Georgia 11, Georgia Southern 6

2007 Regional; Knoxville, Tenn. (1 team, 0-2)
Tennessee 8, Furman 0 (6)
Winthrop 11, Furman 1 (5)

2008 Regional; Tuscaloosa, Ala. (1 team, 0-2)
Alabama 8, Chattanooga 0 (6)
Florida State 5, Chattanooga 3 (8)

2009 Regional; Tuscaloosa, Ala. (1 team, 0-2)
Texas 1, Chattanooga 0 (9)
Mississippi Valley State 1, Chattanooga 0

2010 Regional; Athens, Ga. (1 team, 0-2)
Georgia 10, Elon 4
Radford 8, Elon 0 (5)

2011 Regional; Tuscaloosa, Ala. (1 team, 2-2)
Memphis 4, Chattanooga 1
Chattanooga 8, Jackson State 1
Chattanooga 2, Memphis 1
Alabama 11, Chattanooga 2 (6)

2012 Regional; Athens, Ga. (1 team, 0-2)
North Carolina 2, Georgia Southern 1 (8)
Coastal Carolina 2, Georgia Southern 1

2013 Regional; Gainesville, Fla. (1 team, 1-2)
South Florida 1, Georgia Southern 0 (8)
Georgia Southern 3, Hampton 0
South Florida 2, Georgia Southern 1 (9)

2014 Regional; Athens, Ga. (1 team, 0-2)
Georgia 9, Chattanooga 0 (5)
UAB 9, Chattanooga 2

2015 Regional; Auburn, Ala. (1 team, 0-2)
South Alabama 11, Chattanooga 1 (5)
Tennessee Tech 8, Chattanooga 2

2016 Regional; Tuscaloosa, Ala. (1 team, 0-2)
Alabama 3, Samford 0
Texas State 2, Samford 0

2017 Regional; Auburn, Ala. (1 team, 0-2)
Auburn 11, ETSU 0 (5)
Notre Dame 7, ETSU 6 (8)

2018 Regional; Columbia, S.C. (1 team, 0-2)
South Carolina 3, UNCG 0
Hofstra 6, UNCG 0

2019 Regional; Oxford, Miss (1 team, 0-2)
Ole Miss 12, Chattanooga 0
Southeast Missouri State 2, Chattanooga 1

2020 Not contested

2021 Regional; Athens, Ga. (1 team, 0-2)
Duke 2, UNCG 0
Western Kentucky 8, UNCG 4

Overall record: 10-42 (.192)

NCAA tourney records by school

School	App.	Won	Lost	Pct.	For	Opp.
Chattanooga	11	6	22	.214	32	114
Furman	1	0	2	.000	1	19
ETSU	1	0	2	.000	6	18
Samford	1	0	2	.000	0	5
UNCG	2	0	4	.000	4	19
Former members						
Georgia Southern	3	2	6	.333	6	23
College of Charleston	1	2	2	.500	16	11
Elon	1	0	2	.000	4	18
Totals	21	10	42	.192	69	227

YEAR-BY-YEAR STANDINGS

	1994			Overall		
	Conference			Overall		
	W	L	Pct.	W	L	Pct.
Furman	4	0	1.000	33	23	.589
Georgia Southern	3	3	.500	27	25	.519
Chattanooga	2	4	.333	14	25	.359
Marshall	1	3	.250	17	21	.447

	1995			Overall		
	Conference			Overall		
	W	L	Pct.	W	L	Pct.
Furman	8	4	.667	32	26	.552
Chattanooga	8	4	.667	29	21	.580
Marshall	4	8	.333	28	29	.491
Georgia Southern	4	8	.333	17	29	.370

	1996			Overall		
	Conference			Overall		
	W	L	Pct.	W	L	Pct.
Georgia Southern	9	3	.750	31	23	.574
Chattanooga	6	6	.500	34	15	.694
Furman	6	6	.500	22	38	.367
Marshall	3	9	.250	38	24	.613

	1997			Overall		
	Conference			Overall		
	W	L	Pct.	W	L	Pct.
Chattanooga	5	3	.625	33	19	.635
Marshall	7	5	.583	36	25	.591
Georgia Southern	5	5	.500	20	32	.385
Furman	3	7	.300	24	32	.428

	1998			Overall		
	Conference			Overall		
	W	L	Pct.	W	L	Pct.
Chattanooga	10	2	.833	47	15	.758
UNCG	7	5	.583	32	25	.561
Georgia Southern	5	7	.417	20	36	.357
Furman	2	10	.167	17	44	.279

	1999			Overall		
	Conference			Overall		
	W	L	Pct.	W	L	Pct.
Chattanooga	16	0	1.000	48	18	.727
Georgia Southern	12	4	.750	38	27	.585
UNCG	7	9	.438	31	33	.484
College of Charleston	3	13	.188	26	36	.419
Furman	2	14	.125	15	40	.273

	2000			Overall		
	Conference			Overall		
	W	L	Pct	W	L	Pct
Chattanooga	15	5	.750	47	27	.635
Furman	12	8	.600	37	33	.529
UNCG	9	11	.450	37	29	.544
Georgia Southern	9	11	.450	30	38	.441
UNC Wilmington	8	12	.400	22	42	.344
College of Charleston	7	13	.350	27	31	.466

	2001			Overall		
	Conference			Overall		
	W	L	Pct	W	L	Pct
Chattanooga	18	2	.900	49	18	.731
Furman	11	7	.611	28	29	.491
Georgia Southern	12	8	.600	25	33	.431
UNCG	11	9	.550	31	27	.534
ETSU	9	11	.450	14	35	.286
College of Charleston	7	13	.350	24	33	.421
UNC Wilmington	5	14	.263	20	34	.370
Appalachian State	4	13	.235	13	36	.265

	2002			Overall		
	Conference			Overall		
	W	L	Pct	W	L	Pct
Chattanooga	17	2	.895	44	15	.748
Georgia Southern	15	6	.714	25	29	.463
Furman	11	10	.524	24	24	.500
College of Charleston	10	11	.476	22	30	.423
ETSU	9	12	.429	25	32	.439
UNCG*	8	12	.400	35	30	.538
UNC Wilmington	7	13	.350	22	32	.407
Appalachian State	4	15	.211	11	45	.196

* record includes one tie

	2003			Overall		
	Conference			Overall		
	W	L	Pct	W	L	Pct
College of Charleston	16	4	.800	45	11	.804
UNCG	14	6	.700	38	18	.679
Chattanooga	12	8	.600	37	30	.552
Georgia Southern	10	10	.500	28	28	.500
ETSU	10	10	.500	28	26	.519
Furman	8	13	.381	21	32	.396
UNC Wilmington	6	13	.316	22	38	.367
Appalachian State	4	16	.200	16	35	.314

	2004			Overall		
	Conference			Overall		
	W	L	Pct	W	L	Pct
Chattanooga	16	4	.800	45	23	.662
College of Charleston	14	6	.700	43	23	.652
Georgia Southern	11	10	.524	30	29	.508
Elon*	11	10	.524	33	23	.588
UNCG	8	12	.400	30	30	.500
ETSU	8	13	.381	29	34	.460
Furman	7	13	.350	15	48	.238
Appalachian State	7	14	.333	22	39	.361

* - record includes one tie.

	2005			Overall		
	Conference			Overall		
	W	L	Pct	W	L	Pct
College of Charleston	17	4	.810	53	18	.746
Chattanooga	15	4	.789	46	21	.687
Georgia Southern	14	7	.667	28	32	.467
ETSU	10	9	.526	25	33	.431
Elon*	9	12	.429	31	32	.492
Appalachian State	7	14	.333	24	36	.400
UNCG	7	14	.333	20	40	.333
Furman	3	18	.143	15	47	.242

* - record includes one tie.

	2006			Overall		
	Conference			Overall		
	W	L	Pct	W	L	Pct
Western Carolina	16	4	.800	41	20	.672
College of Charleston	14	7	.667	29	30	.492
Georgia Southern	12	9	.571	35	35	.500
Chattanooga	11	10	.524	38	35	.521
Appalachian State	10	11	.476	29	30	.492
Elon	9	11	.450	24	29	.453
Furman	7	14	.333	29	37	.439
UNCG	4	17	.190	20	42	.323

	2007			Overall		
	Conference			Overall		
	W	L	Pct	W	L	Pct
Chattanooga	16	5	.762	35	31	.530
College of Charleston	14	7	.667	34	26	.567
Appalachian State	11	10	.524	20	38	.345
Georgia Southern	9	11	.450	29	32	.475
Elon	9	11	.450	28	32	.467
Western Carolina	9	11	.450	28	34	.452
Furman*	7	13	.350	21	36	.371
UNCG	7	14	.333	29	37	.439

* - record includes one tie.

	2008			Overall		
	Conference			Overall		
	W	L	Pct	W	L	Pct
Chattanooga	13	5	.722	41	22	.651
Georgia Southern	13	8	.619	37	30	.552
College of Charleston	12	8	.600	33	33	.500
Elon	19	9	.571	26	27	.491
UNCG	7	11	.389	23	33	.411
Furman	8	13	.381	21	33	.389
Appalachian State	6	10	.375	11	37	.229
Western Carolina	7	14	.333	19	36	.345

	2009			Overall		
	Conference			Overall		
	W	L	Pct	W	L	Pct
Chattanooga	15	5	.750	30	24	.556
Appalachian State	14	9	.609	26	29	.473
College of Charleston	14	9	.609	23	26	.469
Georgia Southern	14	10	.583	29	25	.537
Furman	11	12	.478	22	29	.431
UNCG*	9	12	.429	26	33	.441
Samford	10	14	.417	21	30	.412
Western Carolina	7	14	.333	12	35	.255
Elon	6	15	.286	15	32	.319

* later vacated all wins

	2010			Overall		
	Conference			Overall		
	W	L	Pct	W	L	Pct
Chattanooga	19	5	.792	39	17	.696
Elon	15	9	.625	38	21	.644
Georgia Southern	14	9	.609	30	26	.536
Furman	12	11	.522	24	23	.511
UNCG*	12	11	.522	27	30	.474
Appalachian State	11	12	.478	27	25	.519
College of Charleston	10	13	.435	24	27	.471
Samford	10	14	.417	19	31	.380
Western Carolina	2	21	.087	10	43	.189

* later vacated all wins

	2011			Overall		
	Conference			Overall		
	W	L	Pct	W	L	Pct
Chattanooga	20	3	.870	44	14	.759
Appalachian State	15	7	.682	26	24	.520
Georgia Southern	16	8	.667	28	29	.491
College of Charleston	12	11	.522	37	21	.638
Elon	12	12	.500	30	24	.556
UNCG*	10	14	.417	26	32	.448
Samford*	9	15	.375	14	40	.259
Furman	9	15	.375	18	35	.340
Western Carolina	3	21	.125	18	35	.340

* later vacated all wins

	2012			Overall		
	Conference			Overall		
	W	L	Pct	W	L	Pct
Georgia Southern	22	2	.917	42	18	.700
Chattanooga	20	2	.909	39	16	.709
College of Charleston	14	9	.609	36	14	.600
UNCG	10	13	.435	22	34	.393
Appalachian State	9	13	.409	22	25	.468
Elon	9	15	.375	25	26	.490
Western Carolina	9	15	.375	24	34	.414
Furman	6	18	.250	17	35	.327
Samford*	6	18	.250	14	42	.250

* later vacated six wins (one SoCon win)

YEAR-BY-YEAR STANDINGS

	2013					
	Conference			Overall		
	W	L	Pct	W	L	Pct
Appalachian State	17	7	.708	31	22	.585
College of Charleston	15	8	.652	37	20	.649
Georgia Southern	14	9	.609	33	30	.524
UNCG	12	11	.522	38	19	.667
Furman	10	11	.476	27	27	.500
Chattanooga	10	11	.476	26	28	.481
Western Carolina	9	15	.375	20	36	.357
Elon	8	14	.364	21	31	.404
Samford*	6	15	.286	17	35	.327

* later vacated four wins (one SoCon win)

	2014					
	Conference			Overall		
	W	L	Pct	W	L	Pct
Georgia Southern	15	6	.714	35	21	.625
Chattanooga	13	7	.650	34	21	.618
Furman	12	8	.600	29	26	.527
Samford	11	9	.550	38	18	.679
UNCG	10	11	.476	31	26	.544
Western Carolina	8	13	.381	19	34	.358
Appalachian State	7	13	.350	19	32	.373
Elon	6	15	.286	24	29	.454

	2015					
	Conference			Overall		
	W	L	Pct	W	L	Pct
Chattanooga	12	5	.706	35	15	.700
Samford	11	7	.611	33	22	.600
Mercer	10	7	.588	37	22	.627
Furman	10	8	.556	31	25	.554
Western Carolina	8	9	.471	22	31	.415
UNCG	7	10	.412	25	22	.532
ETSU	3	15	.167	15	33	.312

	2016					
	Conference			Overall		
	W	L	Pct	W	L	Pct
Samford	15	3	.833	40	20	.667
Furman	10	8	.556	33	28	.541
Western Carolina	9	9	.500	33	24	.579
UNCG	9	9	.500	33	26	.559
ETSU	9	9	.500	20	22	.476
Chattanooga	7	11	.389	30	29	.508
Mercer	4	14	.222	23	35	.397

	2017					
	Conference			Overall		
	W	L	Pct	W	L	Pct
Furman	11	6	.647	31	23	.574
UNCG	11	6	.647	29	24	.547
ETSU	10	7	.588	29	26	.527
Samford	10	8	.556	25	36	.410
Mercer	9	9	.500	26	31	.456
Western Carolina	6	11	.353	18	30	.375
Chattanooga	4	14	.222	15	38	.283

	2018					
	Conference			Overall		
	W	L	Pct	W	L	Pct
UNCG	13	3	.813	46	13	.780
Mercer	11	5	.688	33	19	.635
Furman	10	6	.625	41	15	.732
Chattanooga	9	7	.563	26	30	.464
Samford	7	9	.438	19	38	.333
ETSU	4	11	.267	19	27	.413
Western Carolina	2	15	.118	15	37	.288

	2019					
	Conference			Overall		
	W	L	Pct	W	L	Pct
UNCG	12	5	.706	33	23	.589
Samford	11	6	.647	23	31	.426
Chattanooga	11	7	.611	37	17	.685
Mercer	10	7	.588	27	29	.482
ETSU*	6	11	.353	22	27	.451
Western Carolina	5	12	.294	21	32	.396
Furman	5	12	.294	13	38	.255

* record includes two ties

	2020					
	Conference			Overall		
	W	L	Pct	W	L	Pct
UNCG	0	0	.000	15	7	.589
ETSU	0	0	.000	9	13	.426
Samford	0	0	.000	10	16	.685
Mercer	0	0	.000	10	17	.482
Chattanooga	0	0	.000	7	14	.451
Furman	0	0	.000	7	19	.396
Western Carolina	0	0	.000	3	13	.255

*stats through March 12, 2020, before season was halted due to COVID-19 pandemic.

	2021					
	Conference			Overall		
	W	L	Pct	W	L	Pct
UNCG	14	4	.778	34	17	.667
Western Carolina	12	5	.706	27	26	.509
Chattanooga	8	8	.500	13	25	.342
Mercer	8	9	.471	24	23	.511
Furman	8	9	.471	19	28	.404
Samford	7	11	.389	18	27	.400
ETSU	3	14	.176	15	22	.405

ALL-TOURNAMENT TEAMS

1994

Kim Currier, Furman
Carrie Collins, Georgia Southern
Amy Jakubowski, Furman
Brandi Northrup, Marshall
Brooke O'Meara, Georgia Southern
Jeanne Noble, Marshall
Karen Petit, Georgia Southern
Cathy Frohnheiser, Furman
Ellen Greenslait, Marshall
Stacy Soltis, Furman
MVP - Kim Currier, Furman

1995

Cristy Waring, Marshall
Jeanne Noble, Marshall
Heather Michaelis, Marshall
Lisa Wilson, Marshall
Missy Frost, Marshall
Debbie Hensley, Georgia Southern
Sheri Russo, Georgia Southern
Julie Glasser, Furman
Amy Jakubowski, Furman
Jamie Rausch, Furman
MVP: Cristy Waring, Marshall

1996

Carrie Hinkle, Marshall
Shannon Strozier, Marshall
Cristy Waring, Marshall
Keri Meigs, Chattanooga
Denise Posey, Chattanooga
Allison DeVries, Chattanooga
April Miller, Chattanooga
Beth Dance, Georgia Southern
Sheri Russo, Georgia Southern
Vanessa Fawcett, Georgia Southern
MVP: April Miller, Chattanooga

1997

J.D. Staton, Chattanooga
Allison DeVries, Chattanooga
Amy Robertson, Chattanooga
Keri Meigs, Chattanooga
Julie Glasser, Furman
Erin Keen, Furman
Ashley Rayl, Furman
Dawn Matoy, Marshall
Cristy Waring, Marshall
Danelle Toole, Georgia Southern
MVP: J.D. Staton, Chattanooga

1998

Mandi Green, Chattanooga
Megan Luring, Chattanooga
Amy Robertson, Chattanooga
Kami Tucker, Chattanooga
Leah Tucker, Chattanooga
Mandi Dunn, Georgia Southern
Jennifer Harris, Georgia Southern
Danelle Toole, Georgia Southern
Danielle Sekula, UNCG
Joy Stogner, UNCG
MVP: Amy Robertson, Chattanooga

1999

Leah Tucker, Chattanooga
Beth Alexander, Chattanooga
Aimee Littlejohn, Georgia Southern
Liz Card, Chattanooga
Ashley Flemming, Georgia Southern

Kay Brittain, Furman
Jennifer Miller, Georgia Southern
Megan Luring, Chattanooga
Ashley Whetsell, College of Charleston
Kenzie Kohler, College of Charleston
MVP: Aimee Littlejohn, Georgia Southern

2000

Amy Poole, UNCG
Maggie Johnson, UNC Wilmington
Jaclyn Kaylor, Georgia Southern
Jennifer Miller, Georgia Southern
Jessi Anucinski, Furman
Chrissy Hacker, Furman
Erin Keen, Furman
Dana Reed, Chattanooga
Jaci Welsh, Chattanooga
MVP: Connie Ness, Chattanooga

2001

Jordan Arnold, Appalachian State
Amanda Cone, College of Charleston
Tabitha Robinson, Georgia Southern
Joy Stogner, UNCG
Kelly Jack, Furman
Kay Brittain, Furman
Talya Trudell, Chattanooga
Beth Alexander, Chattanooga
Leah Tucker, Chattanooga
MVP: Angela Brewer, Chattanooga

2002

LaKerah Barr, Furman
Stacie Cooper, Georgia Southern
Paige Cochrane, Chattanooga
Melissa Ramirez, Chattanooga
Kate Morrison, Furman
Melanie Collins, ETSU
Rachel Henley, Furman
Mary Beth Hazelwood, ETSU
Jill Crawford, Chattanooga
Christi Aitken, Georgia Southern
MOP: Awbrey Winckler, Chattanooga

2003

Kim Benningfield, UNCG
Brooke Flowers, College of Charleston
Teri Herbert, Chattanooga
Meagen Johnson, Furman
Tiffany McVay, ETSU
Jacquie Rothey, College of Charleston
Danielle Spetar, ETSU
Sam Steiner, Georgia Southern
Rachel Stern, College of Charleston
Awbrey Winckler, Chattanooga
MOP: Melissa Ramirez, Chattanooga

2004

Shanita Black, Georgia Southern
Meredith Miley, Elon
Amber Handy, Appalachian State
Jordan Arnold, Appalachian State
Bridget Loudermilk, College of Charleston
Rachael Stern, College of Charleston
Leshe Russell, College of Charleston
Jeannie Cochran, Chattanooga
Lacey Swarthout, Chattanooga
Melissa Ramirez, Chattanooga
MOP: Melissa Ramirez, Chattanooga

2005

Rachael Stern, College of Charleston
Bridget Loudermilk, College of Charleston
Berni Martinez, College of Charleston
Melissa Ramirez, Chattanooga
Lacey Swarthout, Chattanooga
Jeannie Cochran, Chattanooga
Tara Temby, Chattanooga
Dani Concepcion, Elon
Rachael Henley, Furman
Amber Nelson, Furman
MOP: Rachael Stern, College of Charleston

2006

Yancy Moose, Appalachian State
Ashley Frizzell, Chattanooga
Alyssa Edwards, Chattanooga
Megan Jaudon, Furman
Stephanie Cushing, Furman
Blake Murray, Furman
Sam Steiner, Georgia Southern
Shanita Black, Georgia Southern
Gina Sterchi, Georgia Southern
Logan Free, Georgia Southern
MOP: Shanita Black, Georgia Southern

2007

Brythe Blankenship, Furman
Stephanie Cushing, Furman
Amber Kiser, Furman
Blake Murray, Furman
Maria Laurato, Georgia Southern
Samantha Russo, Georgia Southern
Jenny Side, Georgia Southern
Robyne Siliga, Georgia Southern
Vanessa Oakes, UNCG
Mendy McKenzie, Western Carolina
MOP: Amber Kiser, Furman

2008

Brooke Loudermilk, Chattanooga
Tiffany Baker, Chattanooga
Tara Tembey, Chattanooga
Laci Upchurch, Chattanooga
Nina Iduate, Georgia Southern
Melissa Laliberte, Georgia Southern
Robyne Siliga, Georgia Southern
Tiffany Harmon, College of Charleston
Terri Mesko, College of Charleston
Hannah Angel, UNCG
MOP: Brooke Loudermilk, Chattanooga

2009

Kayla Richardson, Appalachian State
Abby Robertson, Furman
Jenny Side, Georgia Southern
Robyne Siliga, Georgia Southern
Brianna Streetmon, Georgia Southern
Jessica Owens, Samford
Brooke Loudermilk, Chattanooga
Lyndsey Stiles, Chattanooga
Kandice Irwin, Chattanooga
Michelle Fuzzard, Chattanooga
MOP: Brianna Streetmon, Georgia Southern

2010

Megen Smith, Georgia Southern
Brianna Streetmon, Georgia Southern
Ashlee Crewe, Elon
Erin O'Shea, Elon
Kaitlyn Piazzolla, Elon

ALL-TOURNAMENT TEAMS

Tomeka Watson, Elon
 Alex Emeterio, UNCG
 Amber Harrell, UNCG
 Eileen Horsmon, UNCG
 Whitney Sirois, UNCG
MOP: Amber Harrell, UNCG

2011
 Allie Cashion, Appalachian State
 Carly Corthell, College of Charleston
 Katie Pesature, College of Charleston
 Stephanie Saylor, College of Charleston
 Cory Mattson, UNCG
 Michelle Fuzzard, Chattanooga
 Vivian Morimoto, Chattanooga
 Sara Poteat, Chattanooga
 Nikki Waters, Chattanooga
MOP: Sara Poteat, Chattanooga

2012
 Amanda Lonergan, College of Charleston
 Hope Klicker, College of Charleston
 Ashton Jarrett, College of Charleston
 Michelle Fuzzard, Chattanooga
 Vivian Morimoto, Chattanooga
 Sarah Purvis, Georgia Southern
 Tabby Douberley, Georgia Southern
 Andrea Tarashuk, Georgia Southern
 Allie Miles, Georgia Southern
 Kaitlyn Johnson, Georgia Southern
MOP: Sarah Purvis, Georgia Southern

2013
 Shelby Scott, Samford
 Ashton Jarrett, College of Charleston
 Kayla Shaffer, Samford
 Hope Klicker, College of Charleston
 Shelby Morrill, Georgia Southern
 Brooke Red, Georgia Southern
 Kourtney Thomas, Georgia Southern
 Lindsay Thomas, UNCG
 Sarah Purvis, Georgia Southern
 Raeanne Hanks, UNCG
MOP: Raeanne Hanks, UNCG

2014
 Sarah Purvis, Georgia Southern
 Tory Wright, UNCG
 Raeanne Hanks, UNCG
 Lindsay Thomas, UNCG
 Megan Dowdy, Samford
 Mollie Hanson, Samford
 Sam Taylor, Chattanooga
 Katie Henderson, Chattanooga
 Jesslyn Stockard, Chattanooga
 Sarah Beth Roberts, Chattanooga
MOP: Katie Henderson, Chattanooga

2015
 Seara Bishop, Furman
 Kaylynn Sloat, Mercer
 Kirsten Stevens, Mercer
 Abbie Miranda, Samford
 Caroline Wilder, Samford
 Taylor Deason, Chattanooga
 Nicole Osterman, Chattanooga
 Anyssa Robles, Chattanooga
 Jordan Garrett, Western Carolina
 Courtney Price, Western Carolina
MOP: Anyssa Robles, Chattanooga

2016
 Danielle Knoetze, ETSU
 Lindsey Bert, Furman
 Seara Bishop, Furman
 Candace Johnson, Furman
 Emma Ogburn, Furman
 Megan Bilgri, Mercer
 Callie Brister, Samford
 Mollie Hanson, Samford
 Abbie Miranda, Samford
 Abby Sweeney, Samford
 Amanda Beltran, Chattanooga
MOP: Mollie Hanson, Samford

2017
 Lindsey Fadnek, ETSU
 Nikki Grupp, ETSU
 Madison Ogle, ETSU
 Grey Adams, Samford
 Madison Couch, Samford
 Shelby Maze, Samford
 Kelsey Royalty, Samford
 Quirisa Mauga, Mercer
 Ashley Conner, Chattanooga
 Madison Armstrong, Western Carolina
MOP: Lindsey Fadnek, ETSU

2018
 Lauren Lee, ETSU
 Madison Ogle, ETSU
 Kylie Toler, ETSU
 Taylor Wright, ETSU
 Lindsey Bert, Furman
 Caroline Taylor, Mercer
 Ryan Brzozoski, Samford
 Alicia Bazonski, UNCG
 Rachael McClaskey, UNCG
 Marisa Sholtes, UNCG
MOP: Alicia Bazonski, UNCG

2019
 Taylor Wright, ETSU
 Danielle Castleberry, Mercer
 Micayla Rood, Mercer
 Stephanie Bryden, UNCG
 Delaney Cumbie, UNCG
 Melanie Darges, UNCG
 Marisa Sholtes, UNCG
 Celie Hudson, Chattanooga
 Aly Walker, Chattanooga
 Erica Hayes, Western Carolina
MOP: Stephanie Bryden, UNCG

2020
 No tournament (COVID)

2021
 Adele Braun, Mercer
 Allie Jones, Mercer
 Maycin Brown, UNCG
 Makenna Matthijs, UNCG
 Morgan Scott, UNCG
 Courtney Ball, Chattanooga
 Jayme Eilers, Western Carolina
 Kailey McNeil, Western Carolina
 Addie Pate, Western Carolina
 Myra Twitty, Western Carolina
MOP: Maycin Brown, UNCG

Tournament MOPs

1994 - Kim Currier, Furman
 1995 - Cristy Waring, Marshall
 1996 - April Miller, Chattanooga
 1997 - J.D. Staton, Chattanooga
 1998 - Amy Robertson, Chattanooga
 1999 - Aimee Littlejohn, Georgia Southern
 2000 - Connie Ness, Chattanooga
 2001 - Angela Brewer, Chattanooga
 2002 - Awbrey Winckler, Chattanooga
 2003 - Melissa Ramirez, Chattanooga
 2004 - Melissa Ramirez, Chattanooga
 2005 - Rachael Stern, Coll. of Charleston
 2006 - Shanita Black, Georgia Southern
 2007 - Amber Kiser, Furman
 2008 - Brooke Loudermilk, Chattanooga
 2009 - Brianna Streetmon, Georgia Southern
 2010 - Amber Harrell, UNCG
 2011 - Sara Poteat, Chattanooga
 2012 - Sarah Purvis, Georgia Southern
 2013 - Raeanne Hanks, UNCG
 2014 - Katie Henderson, Chattanooga
 2015 - Anyssa Robles, Chattanooga
 2016 - Mollie Hanson, Samford
 2017 - Lindsey Fadnek, ETSU
 2018 - Alicia Bazonski, UNCG
 2019 - Stephanie Bryden, UNCG
 2020 - Not awarded
 2021 - Maycin Brown, UNCG

Totals by school

Chattanooga	62
Georgia Southern	48
Furman	36
UNCG	27
College of Charleston	22
Samford.....	16
Marshall.....	13
ETSU	13
Mercer.....	9
Western Carolina	9
Appalachian State	6
Elon.....	6
UNC Wilmington	1

PLAYERS OF THE WEEK

1994		2001		2006	
Week 1	Julie Glasser, Furman	Feb. 21	Amber Watson, UNCG	Feb. 27	Lauren Ross, Western Carolina
Week 2	Brandi Northrup, Marshall	Feb. 28	Angela Brewer, Chattanooga	March 6	Gwen Johnson, UNCG
Week 3	Jeanne Noble, Marshall	March 7	Jacki Mariner, College of Charleston	March 13	Debbie Zeigler, Elon
Week 4	Cathy Fronheiser, Furman	March 12	Kelly Leachman, Furman	March 20	Gwen Johnson, UNCG
1995		March 19	Karen Myers, Furman	March 27	Jenny Jackson, Western Carolina
Week 1	Jessica Brown, Chattanooga	March 26	Dana Reed, Chattanooga	April 3	Savannah Filley, Western Carolina
Week 2	April Miller, Chattanooga	April 2	Tiffany Vandergriff, ETSU	April 10	Heatherr Smith, Georgia Southern
Week 3	Julie Glasser, Furman	April 9	Penny Thompson, UNCG	April 17	Shanita Black, Georgia Southern
Week 4	Julie Glasser, Furman	April 16	Angela Brewer, Chattanooga	April 24	Shanita Black, Georgia Southern
Week 5	Stacey Soltis, Furman	April 23	Tayla Trudell, Chattanooga	May 1	Lindsay Glover, Appalachian State
Week 6	April Miller, Chattanooga	April 30	Lindsay Wyont, College of Charleston	May 8	Toni Hutchinson, Chattanooga
Week 7	Amy Jakubowski, Furman	2002		2007	
Week 8	Jamie Rausch, Furman	Feb. 18	Penny Thompson, UNCG	March 5	Debbie Ziegler, Elon
1996		Feb. 25	Tiffany Vandergriff, ETSU	March 12	Tara Tembey, Chattanooga
Week 1	Jamie Rausch, Furman	March 4	Penny Thompson, UNCG	March 19	Tracey Dahlen, Elon
Week 2	McCaine Lowder, Georgia Southern	March 11	Amanda Cone, College of Charleston	March 26	Amber Kiser, Furman
Week 3	Jessica Brown, Chattanooga	March 18	Danielle Spetar, ETSU	April 2	Shannon Howard, College of Charleston
Week 4	Julie Glasser, Furman	March 25	Jada Pascatore, Chattanooga	April 9	Jennifer Golden, College of Charleston
Week 5	Julie Glasser, Furman	April 1	Penny Thompson, UNCG	April 16	Jennifer Golden, College of Charleston
Week 6	Allison DeVries, Chattanooga	April 8	Tiffany Lindemann, UNC Wilmington	April 23	Danielle Peters, Appalachian State
Week 7	Julie Glasser, Furman	April 15	Jada Pascatore, Chattanooga	April 30	Alyssa Edwards, Chattanooga
Week 8	Julie Glasser, Furman	April 23	Amanda Cone, College of Charleston	May 7	Jennifer Golden, College of Charleston
1997		April 29	Jill Crawford, Chattanooga	2008	
March 5	Beth Dance, Georgia Southern	2003		Feb. 18	Katie Boyd, Appalachian State
March 11	Denise Posey, Chattanooga	March 12	Penny Thompson, UNCG	Feb. 25	Katie Blevins, Chattanooga
March 18	Sheri Russo, Georgia Southern	March 17	Amanda Cone, College of Charleston	March 3	Kristie Shifflett, College of Charleston
March 25	Julie Glasser, Furman	March 24	Penny Thompson, UNCG	March 10	Robyne Siliga, Georgia Southern
April 1	Julie Glasser, Furman	March 31	Meagen Johnson, Furman	March 17	Meredith Mielke, Furman
April 8	Jessica Brown, Chattanooga	April 8	Joni Gomez, UNCG	March 24	Melanie Helterbran, Elon
April 15	Stefanie Cook, Marshall	April 14	Jennifer Reed, Chattanooga	March 31	Katie Nutaitis, College of Charleston
April 22	Julie Glasser, Furman	April 23	Jacquie Rothey, College of Charleston	April 7	Robyne Siliga, Georgia Southern
1998		April 28	Jennifer Reed, Chattanooga	April 14	Katie Boyd, Appalachian State
March 9	Lara Long, UNCG	April 28	Melissa Creeger, College of Charleston	April 21	Jaimie Rao, Elon
March 17	Mandi Green, Chattanooga	May 5	Joni Gomez, UNCG	April 28	Jenny Side, Georgia Southern
March 23	Keri Meigs, Chattanooga	2004		May 5	Tracey Dahlen, Elon
March 30	Mandi Green, Chattanooga	Feb. 24	Amanda Cone, College of Charleston	2009	
April 6	Megan Luring, Chattanooga	March 3	Amanda Cone, College of Charleston	Feb. 9	Jessica Owens, Samford
April 13	Sheri Russo, Georgia Southern	March 9	Jenny Gustin, Elon	Feb. 16	Katie Boyd, Appalachian State
April 20	Jessie Marsh, UNCG	March 16	Joni Gomez, UNCG	Feb. 23	Katie Boyd, Appalachian State
April 27	Danelle Toole, Georgia Southern	March 23	Amanda Cone, College of Charleston	March 4	Brittany Eason, Chattanooga
1999		March 29	Tiffany McVay, ETSU	March 10	Shannon Howard, College of Charleston
March 2	Jaclyn Kaylor, Georgia Southern	April 5	Kim Griffin, Georgia Southern	March 16	Kristie Shifflett, College of Charleston
March 8	Keri Meigs, Chattanooga	April 12	Bryn Favor, Chattanooga	March 23	Stephanie Cushing, Furman
March 15	Allison DeVries, Chattanooga	April 19	Joni Gomez, UNCG	March 30	Robyne Siliga, Georgia Southern
March 22	Stacie Cooper, Georgia Southern	April 26	Amanda Cone, College of Charleston	April 6	Toni Hutchison, Chattanooga
March 29	Keri Meigs, Chattanooga	May 3	Joni Gomez, UNCG	April 13	Brittany Ausley, UNCG
April 5	Leah Tucker, Chattanooga	May 10	Darcy Johnson, College of Charleston	April 20	Amber Shifflett, College of Charleston
April 12	Allison DeVries, Chattanooga	2005		April 27	Katie Forbes, College of Charleston
April 19	Megan Luring, Chattanooga	Feb. 21	Renee Francis, College of Charleston	May 4	Michelle Fuzzard, Chattanooga
2000		March 2	Melissa Ramirez, Chattanooga	2010	
Feb. 24	Leigh Irwin, UNCG	March 7	Dani Concepcion, Elon	Feb. 15	Emerald Graham, Elon
Feb. 29	Leigh Irwin, UNCG	March 14	Jayne Durand, College of Charleston	Feb. 22	Tiffany Baker, Chattanooga
March 2	Jaclyn Kaylor, Georgia Southern	March 21	Lindsay Lane, ETSU	March 1	McKenzie Phillips, Appalachian State
March 8	Kelly Van Houten, Furman	March 28	Tara Tembey, Chattanooga	March 8	Katie England, Samford
March 13	Joy Stogner, UNCG	April 4	Maria Laurato, Georgia Southern	March 15	Emerald Graham, Elon
March 20	Keke Grady, UNCG	April 11	Brittany Whittier, Chattanooga	March 22	Katie Boyd, Appalachian State
March 28	Brooke Fuller, College of Charleston	April 19	Melissa Ramirez, Chattanooga	March 29	Jenny Side, Georgia Southern
April 3	Kay Brittain, Furman	April 25	Kelly Allen, UNCG	April 5	Stephanie Field, Furman
April 10	Jennifer Harris, Georgia Southern	May 2	Ciera Dunn, Georgia Southern	April 12	Tia Blosser, Chattanooga
April 17	Leah Tucker, Chattanooga	May 9	Tara Tembey, Chattanooga	April 19	Kaitlyn Piazolla, Elon
April 24	Kelly Blazi, Georgia Southern			April 26	Alex Emeterio, UNCG
May 1	Amanda Bacon, College of Charleston			May 3	Nina Iduate, Georgia Southern
				May 10	Kaitlin Merkt, UNCG

PLAYERS OF THE WEEK

2011

Feb. 14 Emerald Graham, Elon
 Feb. 21 Kasey Tydingco, Chattanooga
 Feb. 28 Michelle Fuzzard, Chattanooga
 March 7 Marie Fogle, Georgia Southern
 March 14 Morgan Hughey, Furman
 March 21 Marie Fogle, Georgia Southern
 March 28 Tiffany Baker, Chattanooga
 April 4 Vivian Morimoto, Chattanooga
 April 11 Michelle Fuzzard, Chattanooga
 April 18 Mackenzie Williams, Georgia Southern
 April 25 Danielle Lafferty, Elon
 May 2 Alex Emeterio, UNCG
 May 9 Michelle Fuzzard, Chattanooga

2012

Feb. 13 Camille Hill, Elon
 Feb. 20 Michelle Fuzzard, Chattanooga
 Feb. 27 Michelle Fuzzard, Chattanooga
 March 5 Erin Foster, Western Carolina
 March 12 Erin O'Shea, Elon
 March 19 Marie Fogle, Georgia Southern
 March 26 Michelle Fuzzard, Chattanooga
 April 2 Mackenzie Williams, Georgia Southern
 April 9 Michelle Fuzzard, Chattanooga
 April 16 Erin Foster, Western Carolina
 April 23 Jessica Traxler, Chattanooga
 April 30 Heather Robb, UNCG
 May 7 Mackenzie Maples, College of Charleston

2013

Feb. 11 Lindsay Thomas, UNCG
 Feb. 18 Danielle Vega, UNCG
 Feb. 25 Tomeka Watson, Elon
 March 4 Lindsay Thomas, UNCG
 March 11 Allie Cashion, Appalachian State
 March 18 Siera Bishop, Furman
 March 25 Taylor Jenkins, Furman
 April 1 Kasey Tydingco, Chattanooga
 April 8 Nikki Legg, Furman
 April 15 Tomeka Watson, Elon
 April 22 Taylor Sigmon, Western Carolina
 April 29 Carleigh Nester, Elon
 May 6 Carleigh Nester, Elon

2014

Feb. 10 Emily Cameron, Elon
 Feb. 17 Sam Taylor, Chattanooga
 Feb. 24 Abby Adams, Samford
 March 3 Carleigh Nestor, Elon
 March 11 Anyssa Robles, Chattanooga
 March 17 Nicole Thomas, UNCG
 March 24 Kara Salvo, Western Carolina
 March 31 Katelyn Bedwell, UNCG
 April 7 Ambree Mueller, Furman
 April 14 Dani Heichen, Appalachian State
 April 21 Katelyn Bedwell, UNCG
 April 28 Lindsay Thomas, UNCG
 May 5 Lindsay Thomas, UNCG

2015

Feb. 9 Natalie Shiver, Mercer
 Feb. 16 Caitlin Bice, Samford
 Feb. 23 Nicole Osterman, Chattanooga
 March 2 Siera Bishop, Furman
 March 9 Nicole Thomas, UNCG
 March 16 Riley Carter, Mercer
 March 23 Courtney Price, Western Carolina
 March 30 Nicole Osterman, Chattanooga
 April 6 Callie Brister, Samford

April 13 Sarah Beth Roberts, Chattanooga
 April 20 Elise Smith, Furman
 April 27 Natalie Shiver, Mercer
 May 4 Anyssa Robles, Chattanooga

2016

Feb. 15 Lindsay Thomas, UNCG
 Feb. 22 AnnaRose Borrelli, Furman
 Feb. 29 Hannah Trombley, Samford
 March 7 AnnaRose Borrelli, Furman
 March 14 Courtney Price, Western Carolina
 March 21 Taylor Miller, Mercer
 March 28 Abbie Miranda, Samford
 April 4 Megan Dowdy, Samford
 April 11 Nicole Thomas, UNCG
 April 18 Bethany Cowart, ETSU
 April 25 Cricket Blanco, Chattanooga
 May 2 Lindsay Thomas, UNCG
 May 9 Hunter Gibbons, Western Carolina

2017

Feb. 13 Tiffany Laughren, ETSU
 Feb. 20 Jasmine Palmer, UNCG
 Feb. 27 Megan Lane, Mercer
 March 6 Abby Walsh, Mercer
 March 13 Emily Acquaviva, UNCG
 March 20 Abby Sweeney, Samford
 March 27 Emma Andrew, Mercer
 April 3 Madison Armstrong, Western Carolina
 April 10 Hunter Gibbons, Western Carolina
 April 17 Whitney Hinton, Samford
 April 24 Abby Sweeney, Samford
 May 1 Rachael McClaskey, UNCG
 May 8 Tiffany Laughren, ETSU

2018

Feb. 12 Marisa Sholtes, UNCG
 Feb. 19 Makenna Matthijs, UNCG
 Feb. 26 Caroline Taylor, Mercer
 March 5 Shelby Maze, Samford
 March 12 Candace Johnson, Furman
 March 19 Makenna Matthijs, UNCG
 March 26 Makenna Matthijs, UNCG
 April 2 Shelby Maze, Samford
 April 9 Lindsey Bert, Furman
 April 16 Shelby Maze, Samford
 April 23 Ashlyn Barnes, Samford
 April 30 Marisa Sholtes, UNCG
 May 7 Jordan Gontram, UNCG

2019

Feb. 11 Aly Walker, Chattanooga
 Feb. 18 Amanda Beltran, Chattanooga
 Feb. 25 Nikki Grupp, ETSU
 March 4 Marissa Guimbarda, Furman
 March 11 Emma Sturdivant, Chattanooga
 March 18 Emily Coltharp, Chattanooga
 March 25 Kasidy Dunn, ETSU
 April 1 Hannah Trombley, Samford
 April 8 Megan Lane, Mercer
 April 15 Whitney Hinton, Samford
 April 22 Kenlie Harvey, Mercer
 April 29 Gabi Howard, UNCG
 May 6 Megan Lane, Mercer

2020*

Feb. 10 O'Neil Roberson, Samford
 Feb. 17 Delaney Cumbie, UNCG
 Feb. 24 Whitney Hinton, Samford
 March 2 Kylie Toler, ETSU
 March 9 Allie Jones, Mercer
 March 16 Erica Hayes, Western Carolina
 *season cut short by COVID-19.

2021

Feb. 15 Bailey Huneycutt, Western Carolina
 Feb. 22 Courtney Ball, Chattanooga
 March 1 Nikki Grupp, ETSU
 March 8 Jasmine Palmer, UNCG
 March 15 Timberlyn Shurbutt, Samford
 March 22 Maycin Brown, UNCG
 March 29 Whitney Hinton, Samford
 April 5 Hayleigh Weissenbach, Chattanooga
 April 12 Bailey Huneycutt, Western Carolina
 April 19 Makenna Matthijs, UNCG
 April 26 Courtney Ball, Chattanooga
 May 3 Kayleigh Willis, UNCG
 May 10 Jasmine Palmer, UNCG

Totals by school

Chattanooga	69
UNCG	53
Furman	36
Georgia Southern	28
College of Charleston	27
Elon.....	21
Samford.....	21
Western Carolina	16
Mercer.....	12
ETSU	12
Appalachian State	10
Marshall.....	3
UNC Wilmington	1

PLAYERS OF THE WEEK

Repeat Player of the Week selections

10 times

Julie Glasser, Furman (1994-97)

8 times

Michelle Fuzzard, Chattanooga (2009, 2011-12)

7 times

Amanda Cone, College of Charleston (2002-04)

6 times

Penny Thompson, UNCG (2001-03)

Lindsay Thomas, UNCG (2013-14, 16)

5 times

Joni Gomez, UNCG (2003-04)

4 times

Katie Boyd, Appalachian State (2008-09)

Whitney Hinton, Samford (2017, 19, 20, 21)

Makenna Matthijs, UNCG (2018, 2021)

3 times

Jessica Brown, Chattanooga (1995-97)

Allison DeVries, Chattanooga (1996, 99)

Keri Meigs, Chattanooga (1998-99)

Tara Tembey, Chattanooga (2005, '07)

Jennifer Golden, College of Charleston (2007)

Robyne Siliga, Georgia Southern (2008-09)

Emerald Graham, Elon (2010-11)

Carleigh Nester, Elon (2013)

Nicole Thomas, UNCG (2014-16)

Shelby Maze, Samford (2018)

Megan Lane, Mercer (2017, '19)

2 times

April Miller, Chattanooga (1995)

Jamie Rausch, Furman (1995-96)

Sherri Russo, Georgia Southern (1997-98)

Mandi Green, Chattanooga (1998)

Megan Luring, Chattanooga (1998-99)

Jaclyn Kaylor, Georgia Southern (1999-00)

Leah Tucker, Chattanooga (1999-00)

Leah Irwin, UNCG (2000)

Angela Brewer, Chattanooga (2001)

Jada Pascatore, Chattanooga (2002)

Jennifer Reed, Chattanooga (2003)

Maria Laurato, Georgia Southern (2004-05)

Melissa Ramirez, Chattanooga (2005)

Gwen Johnson, UNCG (2006)

Shanita Black, Georgia Southern (2006)

Debbie Ziegler, Elon (2006-07)

Tracey Dahlen, Elon (2007-08)

Lauren Ross, Western Carolina (2006, 08)

Shannon Howard, College of Charleston (2007, 09)

Kristie Shifflett, College of Charleston (2008-09)

Toni Hutchison, Chattanooga (2006, 09)

Katie Boyd, Appalachian State (2009)

Alex Emeterio, UNCG (2010-11)

Marie Fogle, Georgia Southern (2011)

Erin Foster, Western Carolina (2012)

Tomeka Watson, Elon (2013)

Sieara Bishop, Furman (2013, 15)

Anysa Robles, Chattanooga (2014-15)

Natalie Shiver, Mercer (2015)

AnnaRose Borrelli, Furman (2016)

Courtney Price, Western Carolina (2015-16)

Tiffany Laughren, ETSU (2017)

Abby Sweeney, Samford (2017)

Hunter Gibbons, Western Carolina (2017)

Marisa Sholtes, UNCG (2018)

Bailey Huneycutt, Western Carolina (2021)

Jasmine Palmer, UNCG (2021)

Courtney Ball, Chattanooga (2021)

Nikki Grupp, ETSU (2019, '21)

PLAYERS OF THE MONTH

2004

February Dani Concepcion, Elon
March Amanda Cone, College of Charleston
April Bryn Favor, Chattanooga

2006

February Debbie Zeigler, Elon
March Allyson McCubbins, Western Carolina
April Shanita Black, Georgia Southern
May Shanita Black, Georgia Southern

2007

February Adriane Audley, UNCG
March Stephanie Beatty, Western Carolina
April Jennifer Golden, College of Charleston
May Amber Kiser, Furman

2008

February Katie Boyd, Appalachian State
April Nina Iduate, Georgia Southern
May Tara Tembey, Chattanooga

2009

February Katie Boyd, Appalachian State
March Tiffany Baker, Chattanooga
April Amber Shifflett, College of Charleston
May Jessica Owens, Samford

2010

February Tiffany Baker, Chattanooga
March Emerald Graham, Elon
April Kristie Shifflett, College of Charleston
May Jacqueline Gonzalez, Elon

2011

February Michelle Fuzzard, Chattanooga
March Marie Fogle, Georgia Southern
April Tiffany Baker, Chattanooga
May Michelle Fuzzard, Chattanooga

2012

February Michelle Fuzzard, Chattanooga
March Marie Fogle, Georgia Southern
April Erin Foster, Western Carolina

2013

February Tomeka Watson, Elon
March Allie Cashion, Appalachian State
April Carleigh Nester, Elon

2014

February Emily Cameron, Elon
March Kourtney Thomas, Georgia Southern
April Katelyn Bedwell, UNCG

2015

February Sam Taylor, Chattanooga
March Riley Carter, Mercer
April Sieara Bishop, Furman

2016

February Danielle Vega, UNCG
March Lindsay Thomas, UNCG
April Megan Dowdy, Samford

2017

February Tiffany Laughren, ETSU
March Danielle Knoetze, ETSU
April Marisa Sholtes, UNCG

2018

February Marisa Sholtes, UNCG
March Brook Womack, Chattanooga
April Aly Walker, Chattanooga

2019

February Mallore Schurr, ETSU
March Marisa Sholtes, UNCG
April Whitney Hinton, Samford

2020*

February Danielle Castleberry, Mercer
*season cut short by COVID-19

2021

February Courtney Ball, Chattanooga
March Maycin Brown, UNCG
April Bailey Huneycutt, Western Carolina
May Maycin Brown, UNCG

Totals by school

Chattanooga	12
UNCG	9
Elon.....	7
Georgia Southern.....	6
College of Charleston	4
Western Carolina	4
Appalachian State	3
Samford.....	3
ETSU	3
Furman	2
Mercer.....	2

Repeat selections

3 times

Tiffany Baker, Chattanooga (2009-11)
Michelle Fuzzard, Chattanooga (2011-12)
Marisa Sholtes, UNCG (2017-19)

2 times

Shanita Black, Georgia Southern (2006)
Katie Boyd, Appalachian State (2008-09)
Macyin Brown, UNCG (2021)

PITCHERS OF THE WEEK

1994		2001		2006	
Week 1	April Miller, Chattanooga	Feb. 21	Amber Watson, UNCG	Feb. 27	Mendy McKenzie, Western Carolina
Week 2	Kim Currier, Furman	Feb. 28	Beth Alexander, Chattanooga	March 6	Mendy McKenzie, Western Carolina
Week 3	Brandi Northrup, Marshall	March 7	Amber Watson, UNCG	March 13	Kayla Richardson, Appalachian State
Week 4	Kim Currier, Furman	March 12	Beth Alexander, Chattanooga	March 20	Melisa Laliberte, Georgia Southern
1995		March 19	Beth Alexander, Chattanooga	March 27	Mendy McKenzie, Western Carolina
Week 1	Missy Frost, Marshall	March 26	Beth Alexander, Chattanooga	April 3	Logan Free, Georgia Southern
Week 2	April Miller, Chattanooga	April 2	Jessica Hodge, ETSU	April 10	Jenny Jackson, Western Carolina
Week 3	Vanessa Fawcett, Georgia Southern	April 9	Chrissy Hacker, Furman	April 17	Yancy Moose, Appalachian State
Week 4	April Miller, Chattanooga	April 16	Talya Trudell, Chattanooga	April 24	Mendy McKenzie, Western Carolina
Week 5	Missy Frost, Marshall	April 23	Talya Trudell, Chattanooga	May 1	Mendy McKenzie, Western Carolina
Week 6	Amy Jakubowski, Furman	April 30	Kelly Jack, Furman	May 8	Melissa Laliberte, Georgia Southern
Week 7	Amy Jakubowski, Furman	2002		2007	
Week 8	Cristy Waring, Marshall	Feb. 18	Rachel Henley, Furman	March 5	Vanessa Oakes, UNCG
1996			Amber Watson, UNCG	March 12	Brooke Loudermilk, Chattanooga
Week 1	Vanessa Fawcett, Georgia Southern	Feb. 25	Amber Watson, UNCG	March 19	Ashley Frizzell, Chattanooga
Week 2	Vanessa Fawcett, Georgia Southern	March 4	Crystal Crews, Georgia Southern	March 26	Melanie Helterbran, Elon
Week 3	Amy Robertson, Chattanooga	March 11	Courtney Jenkins, ETSU	April 2	A.J. Street, Georgia Southern
Week 4	Vanessa Fawcett, Georgia Southern	March 18	Aimee Littlejohn, Georgia Southern	April 9	Terri Mesko, College of Charleston
Week 5	Missy Frost, Marshall	March 25	Beth Alexander, Chattanooga	April 16	Melissa Laliberte, Georgia Southern
Week 6	Cristy Waring, Marshall	April 1	Jordan Arnold, Appalachian State	April 23	Brooke Loudermilk, Chattanooga
Week 7	Mandi Dunn, Georgia Southern	April 8	Beth Alexander, Chattanooga	April 30	Lauren Ross, Western Carolina
Week 8	April Miller, Chattanooga	April 15	Courtney Jenkins, ETSU	May 7	Brooke Loudermilk, Chattanooga
1997		April 23	Carla Shepard, College of Charleston	2008	
March 5	Jennifer Miller, Georgia Southern	April 29	Awbrey Winckler, Chattanooga	Feb. 18	Pam DelPizzo, Elon
March 11	J.D. Staton, Chattanooga	2003		Feb. 25	Lana Mackey, Furman
March 18	Mandi Dunn, Georgia Southern	March 12	Meagen Johnson, Furman	March 3	Melissa Laliberte, Georgia Southern
March 25	Cristy Waring, Marshall	March 17	Amanda Wilson, UNC Wilmington	March 10	Melissa Laliberte, Georgia Southern
April 1	Ashley Rayl, Furman	March 24	Rachael Stern, College of Charleston	March 17	Lana Mackey, Furman
April 8	J.D. Staton, Chattanooga	March 31	Jordan Arnold, Appalachian State	March 24	Brooke Loudermilk, Chattanooga
April 15	Missy Frost, Marshall	April 8	Rachael Stern, College of Charleston	March 31	Brooke Loudermilk, Chattanooga
April 22	Amy Robertson, Chattanooga	April 14	Rachael Stern, College of Charleston	April 7	Melissa Laliberte, Georgia Southern
1998		April 23	Sara Meek, Chattanooga	April 14	Kaitlin Holloway, Chattanooga
March 9	Christine Hornak, UNCG	April 28	Julia McChain, ETSU	April 21	Shannon Howard, College of Charleston
March 17	Christine Hornak, UNCG	May 5	Awbrey Winckler, Chattanooga	April 28	Brooke Loudermilk, Chattanooga
March 23	Kelly Jack, Furman	2004		May 5	Terri Mesko, College of Charleston
March 30	Talya Trudell, Chattanooga	Feb. 24	Rachael Stern, College of Charleston	2009	
April 6	Amy Robertson, Chattanooga	March 3	Natalie Smith, College of Charleston	Feb. 9	Kandice Irwin, Chattanooga
April 13	Amy Robertson, Chattanooga	March 9	Brittney Whittier, Chattanooga	Feb. 16	Amber Harrell, UNCG
April 20	Amy Robertson, Chattanooga	March 16	Belinda Barrera, ETSU	Feb. 23	Ashley Stubbs, Appalachian State
April 27	Christine Hornak, UNCG	March 23	Danielle Byrne, UNCG	March 4	Kandice Irwin, Chattanooga
1999		March 29	Natalie Smith, College of Charleston	March 10	Terri Mesko, College of Charleston
March 2	Beth Alexander, Chattanooga	April 5	Rachel Henley, Furman	March 16	Brianna Streetmon, Georgia Southern
March 8	Kenzie Kohler, College of Charleston	April 12	Rachael Stern, College of Charleston	March 23	Stephanie Royall, Samford
March 15	Jennifer Miller, Georgia Southern	April 19	Lacey Swarthout, Chattanooga	March 30	Stephanie Royall, Samford
March 22	Aimee Littlejohn, Georgia Southern	April 26	Jennifer Hurley, Appalachian State	April 6	Brianna Streetmon, Georgia Southern
March 29	Talya Trudell, Chattanooga	May 3	Danielle Byrne, UNCG	April 13	Lana Mackey, Furman
April 5	Jennifer Miller, Georgia Southern	May 10	Lacey Swarthout, Chattanooga	April 20	Terri Mesko, College of Charleston
April 12	Beth Alexander, Chattanooga	2005		April 27	Lana Mackey, Furman
April 19	Beth Alexander, Chattanooga	Feb. 21	Megan Borgaard, Elon	May 4	Amber Harrell, UNCG
2000		March 2	Lacey Swarthout, Chattanooga	2010	
Feb. 29	Awbrey Winckler, Chattanooga	March 7	Natalie Smith, College of Charleston	Feb. 15	Lana Mackey, Furman
March 8	Chrissy Hacker, Furman	March 14	Rachael Stern, College of Charleston	Feb. 22	Brooke Loudermilk, Chattanooga
March 13	Chrissy Hacker, Furman	March 21	Lacey Swarthout, Chattanooga	March 1	Brooke Loudermilk, Chattanooga
March 20	Amy Poole, UNCG	March 28	Natalie Smith, College of Charleston	March 8	Cory Mattson, UNCG
March 28	Connie Ness, Chattanooga	April 4	Courtney Jenkins, ETSU	March 15	Brianna Streetmon, Georgia Southern
April 3	Aimee Littlejohn, Georgia Southern	April 11	Natalie Smith, College of Charleston	March 22	Kayla Suskauer, Furman
April 10	Kelly Jack, Furman	April 19	Lacey Swarthout, Chattanooga	March 29	Amber Harrell, UNCG
April 17	Aimee Littlejohn, Georgia Southern	April 25	Meredith Gay, Elon	April 5	Nikki Waters, Chattanooga
April 24	Connie Ness, Chattanooga	May 2	Rachael Stern, College of Charleston	April 12	Kandice Irwin, Chattanooga
May 1	Melissa Creeger, College of Charleston	May 9	Logan Free, Georgia Southern	April 19	Amber Harrell, UNCG

PITCHERS OF THE WEEK

2011

Feb. 14 Michelle Fuzzard, Chattanooga
 Feb. 21 Lauren Taylor, Elon
 Feb. 28 Erin O'Shea, Elon
 March 7 Lauren Taylor, Elon
 March 14 Lauren Taylor, Elon
 March 21 Alexa Datko, College of Charleston
 March 28 Alexa Datko, College of Charleston
 April 4 Allie Miles, Georgia Southern
 April 11 Hannah Dow, Appalachian State
 April 18 Allie Miles, Georgia Southern
 April 25 Allie Miles, Georgia Southern
 May 2 Raeanne Hanks, UNCG
 May 9 Lauren Taylor, Elon

2012

Feb. 13 Taylor Deason, Chattanooga
 Feb. 20 Brooke Red, Georgia Southern
 Feb. 27 Stephanie Saylor, College of Charleston
 March 5 Lakyn Shull, Furman
 March 12 Sarah Purvis, Georgia Southern
 March 19 Taylor Deason, Chattanooga
 March 26 Stephanie Saylor, College of Charleston
 April 2 Sarah Purvis, Georgia Southern
 April 9 Stephanie Saylor, College of Charleston
 April 16 Hope Klicker, College of Charleston
 April 23 Jordan Garrett, Western Carolina

2013

Feb. 11 Sarah Purvis, Georgia Southern
 Feb. 18 Sarah Purvis, Georgia Southern
 Feb. 25 Hope Klicker, College of Charleston
 March 4 Shelby Parker, Furman
 March 11 Mollie Hanson, Samford
 March 18 Alissa Schoelkopf, Appalachian State
 March 25 Lauren Collier, Furman
 April 1 Raeanne Hanks, UNCG
 April 8 Mallory Broome, Western Carolina
 April 15 Lauren Collier, Furman
 April 22 Shelby Scott, Samford
 April 29 Lauren Collier, Furman
 May 6 Chelsea White, Elon

2014

Feb. 10 Sarah Purvis, Georgia Southern
 Feb. 17 Sarah Purvis, Georgia Southern
 Feb. 24 Shelby Parker, Furman
 March 3 Sarah Purvis, Georgia Southern
 March 11 Sarah Purvis, Georgia Southern
 March 17 Lauren Collier, Furman
 March 24 Taylor Deason, Chattanooga
 March 31 Mollie Hanson, Samford
 April 7 Sarah Purvis, Georgia Southern
 April 14 Lauren Collier, Furman
 April 21 Katie Henderson, Chattanooga
 April 28 Caitlin O'Shea, Elon
 May 5 Katie Henderson, Chattanooga

2015

Feb. 9 Mollie Hanson, Samford
 Feb. 16 Jordan Garrett, Western Carolina
 Feb. 23 Cori Jennings, Chattanooga
 March 2 Kirsten Stevens, Mercer
 March 9 Lindsey Bert, Furman
 March 16 Kirsten Stevens, Mercer
 March 23 Cori Jennings, Chattanooga
 March 30 Kirsten Stevens, Mercer
 April 6 Jordan Garrett, Western Carolina
 April 13 Jordan Garrett, Western Carolina
 April 20 Kirsten Stevens, Mercer
 April 27 Lindsey Bert, Furman
 May 4 Kailey Palazzolo, Chattanooga

2016

Feb. 15 Cori Jennings, Chattanooga
 Feb. 22 Jessica Stone, Samford
 Feb. 29 Alicia Bazonski, UNCG
 March 7 Lindsey Fadnek, ETSU
 March 14 Alicia Bazonski, UNCG
 March 21 Alicia Bazonski, UNCG
 March 28 Mollie Hanson, Samford
 April 4 Mollie Hanson, Samford
 April 11 Taylor Sigmon, Western Carolina
 April 18 Lindsey Fadnek, ETSU
 April 25 Mollie Hanson, Samford
 May 2 Mollie Hanson, Samford
 May 9 Mollie Hanson, Samford

2017

Feb. 13 Madison Ogle, ETSU
 Feb. 20 Lindsey Bert, Furman
 Feb. 27 Lindsey Bert, Furman
 March 6 Courtney Buchanan, Western Carolina
 March 13 Lindsey Bert, Furman
 March 20 Jessica Stone, Samford
 March 27 Stella Preston, Mercer
 April 3 Madison Ogle, ETSU
 April 10 Stella Preston, Mercer
 April 17 Lindsey Bert, Furman
 April 24 Lindsey Bert, Furman
 May 1 Anna O'Neill, Mercer
 May 8 Alicia Bazonski, UNCG

2018

Feb. 12 Emily DeMonte, Furman
 Feb. 19 Emily DeMonte, Furman
 Feb. 26 Lindsey Bert, Furman
 March 5 Jill McElderry, Mercer
 March 12 Stephanie Bryden, UNCG
 March 19 Madison Ogle, ETSU
 March 26 Alicia Bazonski, UNCG
 April 2 Stephanie Bryden, UNCG
 April 9 Lindsey Bert, Furman
 April 16 Celie Hudson, Chattanooga
 April 23 Lindsey Bert, Furman
 April 30 Lindsey Bert, Furman
 May 7 Lindsey Bert, Furman

2019

Feb. 11 Celie Hudson, Chattanooga
 Feb. 18 Kelly Schmidt, ETSU
 Feb. 25 Stephanie Bryden, UNCG
 March 4 Emily DeMonte, Furman
 March 11 Mariah Ramirez, Chattanooga
 March 18 Stephanie Bryden, UNCG
 March 25 Emily DeMonte, Furman
 April 1 Stephanie Bryden, UNCG
 April 8 Stephanie Bryden, UNCG
 April 15 Bailey Pattison, Mercer
 April 22 Celie Hudson, Chattanooga
 April 29 Celie Hudson, Chattanooga
 May 6 Lynn Gardner, Mercer

2020*

Feb. 10 Celie Hudson, Chattanooga
 Feb. 17 Savannah Rice, Western Carolina
 Feb. 24 Kelly Schmidt, ETSU
 March 2 Morgan Scott, UNCG
 March 9 Allison Swinford, Chattanooga
 March 16 Celie Hudson, Chattanooga
 *season cut short by COVID-19

2021

Feb. 15 Jayme Eilers, So., Western Carolina
 Feb. 22 Abby Swaney, R-Fr., Samford
 March 1 Emily Barnett, Jr., Samford
 March 8 Morgan Scott, So., UNCG
 March 15 Kelly Schmidt, R-Sr., ETSU
 March 22 Kelly Schmidt, R-Sr., ETSU
 March 29 Emily Barnett, Jr., Samford
 April 5 Brooke Parrott, Jr., Chattanooga
 April 12 Savannah Rice, So., Western Carolina
 April 19 Ashlyn Donner, So., Mercer
 April 26 Morgan Scott, So., UNCG
 May 3 Jayme Eilers, So., Western Carolina
 May 10 Morgan Scott, So., UNCG

Totals by school

Chattanooga	70
Furman	44
Georgia Southern	39
UNCG	36
College of Charleston	28
Western Carolina	18
Samford.....	17
ETSU	15
Elon.....	11
Mercer.....	11
Appalachian State	8
Marshall.....	8
UNC Wilmington	1

PITCHERS OF THE WEEK

Repeat Pitcher of the Week selections

12 times

Lindsey Bert, Furman (2015, 17-18)

9 times

Beth Alexander, Chattanooga (1999-02)
Brooke Loudermilk, Chattanooga (2007-10)
Sarah Purvis, Georgia Southern (2012-14)

8 times

Mollie Hanson, Samford (2013-16)

7 times

Rachael Stern, College of Charleston (2003-05)

6 times

Natalie Smith, College of Charleston (2004-05)
Melissa Laliberte, Georgia Southern (2006-08)
Stephanie Bryden, UNCG (2018-19)
Celie Hudson, Chattanooga (2018-20)

5 times

Amy Robertson, Chattanooga (1996-98)
Lacey Swarouth, Chattanooga (2004-05)
Mendy McKenzie, Western Carolina (2006)
Amber Harrell, UNCG (2009-10)
Lana Mackey, Furman (2008-10)
Alicia Bazonski, UNCG (2016-18)

4 times

April Miller, Chattanooga (1994-96)

Vanessa Fawcett, Georgia Southern (1995-96)
Missy Frost, Marshall (1995-97)
Talya Trudell, Chattanooga (1998-99, 01)
Aimee Littlejohn, Georgia Southern (1999-00, 02)
Amber Watson, UNCG (2001-02)
Lauren Taylor, Elon (2011)
Jordan Garrett, Furman (2012, 2015)
Lauren Collier, Furman (2013-14)
Kirsten Stevens, Mercer (2015)
Emily DeMonte, Furman (2018)
Kelly Schmidt, ETSU (2019-20, '21)

3 times

Jennifer Miller, Georgia Southern (1997, 99)
Christine Hornak, UNCG (1998)
Kelly Jack, Furman (1998, 00-01)
Chrissy Hacker, Furman (2000-01)
Awbrey Winckler, Chattanooga (2000, 02-03)
Natalie Smith, College of Charleston (2004)
Terri Mesko, College of Charleston (2007, 09)
Kandice Irwin, Chattanooga (2009-10)
Allie Miles, Georgia Southern (2011)
Stephanie Saylor, College of Charleston (2012)
Taylor Deason, Chattanooga (2012, 2014)
Cori Jennings, Chattanooga (2015-16)
Madison Ogle, ETSU (2017-18)
Morgan Scott, UNCG (2020-21)

2 times

Kim Currier, Furman (1994)

Amy Jakubowski, Furman (1995)
Mandi Dunn, Georgia Southern (1996-97)
J.D. Staton, Chattanooga (1997)
Connie Ness, Chattanooga (2000)
Jordan Arnold, Appalachian State (2002-03)
Rachel Henley, Furman (2002-04)
Danielle Byrne, UNCG (2004)
Logan Free, Georgia Southern (2005-06)
Brianna Streetmon, Georgia Southern (2009-10)
Stephanie Royall, Samford (2009)
Alexa Datko, College of Charleston (2011)
Hope Klicker, College of Charleston (2012-13)
Katie Henderson, Chattanooga (2014)
Lindsey Fadnek, ETSU (2016)
Stella Preston, Mercer (2017)
Jessica Stone, Samford (2017)
Emily Barnett, Samford (2021)
Jayme Eilers, Western Carolina (2021)
Savannah Rice, Western Carolina (2020-21)

PITCHERS OF THE MONTH

2004

February Jen Lamb, Elon
March Brittney Whittier, Chattanooga
April Lacey Swarouth, Chattanooga

2006

February Mendy McKenzie, Western Carolina
March Mendy McKenzie, Western Carolina
April Yancy Moose, Appalachian State
May Melissa Laliberte, Georgia Southern

2007

March Carol Lilley, Elon
April Brooke Loudermilk, Chattanooga
May Mendy McKenzie, Western Carolina

2008

February Amber Harrell, UNCG
April Shannon Howard, College of Charleston
May Brooke Loudermilk, Chattanooga

2009

February Lana Mackey, Furman
March Kayla Richardson, Appalachian State
April Brianna Streetmon, Georgia Southern
May Brianna Streetmon, Georgia Southern

2010

February Brooke Loudermilk, Chattanooga
March Brianna Streetmon, Georgia Southern
April Kandice Irwin, Chattanooga
May Amber Harrell, UNCG

2011

February Kandice Irwin, Chattanooga
March Alexa Datko, College of Charleston
April Allie Miles, Georgia Southern
May Nikki Waters, Chattanooga

2012

February Stephanie Saylor, College of Charleston
March Sarah Purvis, Georgia Southern
April Taylor Deason, Chattanooga

2013

February Raeanne Hanks, UNCG
March Raeanne Hanks, UNCG
April Stephanie Saylor, College of Charleston

2014

February Sarah Purvis, Georgia Southern
March Sarah Purvis, Georgia Southern
April Mollie Hanson, Samford

2015

February Taylor Deason, Chattanooga
March Kirsten Stevens, Mercer
April Kirsten Stevens, Mercer

2016

February Cori Jennings, Chattanooga
March Alicia Bazonski, UNCG
April Mollie Hanson, Samford

2017

February Lindsey Bert, Furman
March Lindsey Bert, Furman
April Lindsey Bert, Furman

2018

February Emily DeMonte, Furman
March Stephanie Bryden, UNCG
April Lindsey Bert, Furman

2019

February Mariah Ramirez, Chattanooga
March Stephanie Bryden, UNCG
April Celie Hudson, Chattanooga

2020*

February Morgan Scott, UNCG
*season cut short by COVID-19

2021

February Emily Barnett, Samford
March Kelly Schmidt, ETSU
April Jayme Eilers, Western Carolina
May Morgan Scott, UNCG

Totals by school

Chattanooga	13
UNCG	9
Georgia Southern	8
Furman	6
College of Charleston	4
Western Carolina	4
Samford	3
Appalachian State	2
Elon	2
Mercer	2
ETSU	1

Repeat selections

4 times

Lindsey Bert, Furman (2017-18)

3 times

Mendy McKenzie, Western Carolina (2006, 07)
Brooke Loudermilk, Chattanooga (2007, 08, 10)
Brianna Streetmon, Georgia Southern (2009, 10)
Sarah Purvis, Georgia Southern (2012, 14)

2 times

Amber Harrell, UNCG (2008, 10)
Kandice Irwin, Chattanooga (2010, 11)
Stephanie Saylor, College of Charleston (2012, 13)
Raeanne Hanks, UNCG (2013)
Taylor Deason, Chattanooga (2012, 15)
Kirsten Stevens, Mercer (2015)
Mollie Hanson, Samford (2014, 16)
Stephanie Bryden, UNCG (2018, 19)
Morgan Scott, UNCG (2020, 2021)

AWARDS BREAKDOWN

School	1st Team	2nd Team	Total	All-Fresh.	All-Tourn.	PLOY	POY	COY	FOY	MOP	PLOW	PLOM	POW	POM
	All-Conf.	All-Conf.	All-Conf.											
ETSU	5	14	19	9	13	2	0	0	0	1	12	3	15	1
Furman	42	27	69	11	40	6	5	5	1	2	36	2	44	6
Mercer	15	14	29	10	9	0	1	0	1	0	12	2	11	2
UNCG	39	31	70	14	26	5	1	2	3	5	54	9	35	9
Samford	13	16	29	15	16	2	1	1	1	1	21	3	17	3
Chattanooga	70	40	110	21	62	5	10	9	7	12	69	12	69	13
Western Carolina	16	11	27	14	9	1	1	2	1	0	15	4	18	4
Former members														
Appalachian State	13	25	38	8	5	1	0	1	1	0	10	3	8	2
College of Charleston	29	29	58	9	19	2	2	3	1	1	27	4	28	4
Elon	14	12	26	3	6	0	0	0	1	0	21	7	11	2
Georgia Southern	42	24	66	7	46	3	6	4	7	4	28	6	39	8
Marshall	11	0	11	0	13	0	0	1	3	1	3	0	8	0
UNC Wilmington	2	4	6	0	1	0	0	0	0	0	1	0	1	0

PLOY - Player of the Year

POY - Pitcher of the Year

COY - Coach of the Year

FOY - Freshman of the Year

MOP - Tournament Most Outstanding Player (formerly Most Valuable Player)

PLOW - Player of the Week

PLOM - Player of the Month

POW - Pitcher of the Week

POM - Pitcher of the Month

RECORD BOOK

CAREER INDIVIDUAL BATTING

AT BATS			
AB	Name, school	Years	
1. 867	Jeannie Cochran, UTC	2004-07	
2. 816	Shanita Black, GSU	2003-06	
3. 805	Stacie Cooper, GSU	1999-02	
805	Tara Tembey, UTC	2005-08	
5. 786	Melissa Ramirez, UTC	2002-05	
6. 769	Adriane Audley, UNCG	2004-07	
7. 759	Shelby Maze, SAM	2015-18	
8. 754	Toni Hutchison, UTC	2006-09	
754	Megan Dowdy, SAM	2013-16	
10. 745	Whitney Hinton, SAM	2017-21	

BATTING AVERAGE (min. 250 at bats)			
Avg	H-AB	Name, school	Years
1. .399	226-567	Taylor Miller, MER	2015-17
2. .390	296-759	Shelby Maze, SAM	2015-18
3. .382	257-673	Lindsay Thomas, UNCG	2013-16
4. .377	258-684	Tomeka Watson, Elon	2010-13
5. .371	267-719	Michelle Fuzzard, UTC	2008-12
6. .371	239-644	Nina Iduate, GSU	2007-10
7. .370	250-676	Amanda Cone, CofC	2001-04
8. .368	112-304	Vivian Morimoto, UTC	2011-12
9. .368	145-394	Jacquie Rothey, CofC	2003-04
10. .364	286-786	Melissa Ramirez, UTC	2002-05

HITS			
No.	Name, school	Years	
1. 296	Shelby Maze, SAM	2015-18	
2. 287	Shanita Black, GSU	2003-06	
3. 286	Melissa Ramirez, UTC	2002-05	
4. 274	Megan Dowdy, SAM	2013-16	
5. 267	Michelle Fuzzard, UTC	2008-12	
6. 258	Meghan Rud, MER	2015-18	
258	Tomeka Watson, Elon	2010-13	
8. 257	Lindsay Thomas, UNCG	2013-16	
9. 250	Amanda Cone, CofC	2001-04	
10. 245	Tara Tembey, UTC	2005-08	

RUNS			
No.	Name, school	Years	
1. 189	Lindsay Thomas, UNCG	2013-16	
2. 169	Meghan Rud, MER	2015-18	
3. 166	Amanda Cone, CofC	2001-04	
4. 162	Shanita Black, GSU	2003-06	
5. 161	Tomeka Watson, Elon	2010-13	
161	Melissa Ramirez, UTC	2002-05	
7. 160	Jeannie Cochran, UTC	2004-07	
8. 159	Katie Boyd, APP	2008-11	
9. 152	Shelby Maze, SAM	2015-18	
152	Lyndsey Stiles, UTC	2008-11	

RBIs			
No.	Name, school	Years	
1. 216	Michelle Fuzzard, UTC	2008-12	
2. 186	Amanda Cone, CofC	2001-04	
186	Lindsay Thomas, UNCG	2013-16	
4. 183	Allie Cashion, APP	2010-13	
5. 179	Katelyn Bedwell, UNCG	2011-14	
6. 177	Melissa Ramirez, UTC	2002-05	
7. 163	Tiffany Baker, UTC	2008-11	
8. 147	Nicole Thomas, UNCG	2013-16	
9. 143	Robyne Siliga, GSU	2005-09	
143	Kristie Shifflett, CofC	2007-10	

DOUBLES			
No.	Name, school	Years	
1. 63	Melissa Ramirez, UTC	2002-05	
2. 56	Michelle Fuzzard, UTC	2008-12	
3. 52	Sheri Russo, GSU	1995-98	
52	Amanda Cone, CofC	2001-04	
52	Lindsay Thomas, UNCG	2013-16	
6. 51	Carleigh Nester, Elon	2011-14	
51	Allie Cashion, APP	2010-13	
51	Jennifer Bonilla, UNCG	2004-07	
9. 49	Kristie Shifflett, CofC	2007-10	
49	Sarah Beth Roberts, UTC	2012-15	
49	Sieara Bishop, FUR	2013-16	

TRIPLES			
No.	Name, school	Years	
1. 17	Tara Tembey, UTC	2005-08	
2. 14	Janine Sprague, ETSU	2003-05	
3. 13	Shanita Black, GSU	2003-06	
4. 12	Teri Herbert, UTC	2001-04	
5. 11	Shelby Maze, SAM	2015-18	
11	Meghan Rud, MER	2015-18	
7. 10	Paige Goss, Elon	2004-07	

10	Lindsay Lane, ETSU	2002-05
10	Tatiana Alcalá, UNCG	2012-15
10	Megan Dowdy, SAM	2013-16
10	Amber Shifflett, CofC	2006-10
10	Amber Kiser, FUR	2006-07

HOME RUNS			
No.	Name, school	Years	
1. 57	Lindsay Thomas, UNCG	2013-16	
2. 50	Tiffany Baker, UTC	2008-11	
3. 44	Katie Boyd, APP	2008-11	
4. 43	Michelle Fuzzard, UTC	2008-12	
43	Marisa Sholtes, UNCG	2015-19	
6. 42	Amanda Cone, CofC	2001-04	
42	Whitney Hinton, SAM	2017-21	
8. 40	Katelyn Bedwell, UNCG	2011-14	
9. 39	Allie Cashion, APP	2010-13	
10. 36	Carleigh Nester, Elon	2011-14	

BASES ON BALLS			
No.	Name, school	Years	
1. 171	Katie Boyd, APP	2008-11	
2. 142	Robyne Siliga, GSU	2005-09	
3. 120	Kristie Shifflett, CofC	2007-10	
4. 110	Leslie Barron, UTC	2003-05	
5. 104	Michelle Fuzzard, UTC	2008-12	
6. 101	Mackenzie Williams, GSU	2009-12	
7. 98	Meghan Rud, MER	2015-18	
8. 95	Delaney Cumbie, UNCG	2019-pres.	
95	Jasmine Palmer, UNCG	2017-21	
10. 94	Caitlin Bice, SAM	2013-16	
94	Anyssa Robles, UTC	2013-16	

HIT BY PITCH			
No.	Name, school	Years	
1. 57	Jasmine Palmer, UNCG	2017-21	
2. 47	Dominique Madruga, UNCG	2012-15	
3. 46	Sam Steiner, GSU	2003-06	
4. 44	Kara Salvo, WCU	2014-17	
5. 40	Danielle Castleberry, MER	2017, 2019-21	
6. 34	Danielle Vega, UNCG	2013-16	
7. 33	Stephanie Beatty, WCU	2006-09	
8. 31	Katie Pesature, CofC	2007-11	
31	Shemekia Scotton, WCU	2010-13	
10. 30	Kristi Woodall, CofC	2008-11	
30	Madison Armstrong, WCU	2016-19	

SACRIFICE FLIES			
No.	Name, school	Years	
1. 13	Katelyn Bedwell, UNCG	2011-14	
13	Michelle Fuzzard, UTC	2008-12	
3. 12	Anyssa Robles, UTC	2013-16	
4. 11	Abby Walsh, MER	2017-pres.	
5. 10	Quirisa Mauga, MER	2015-18	
10	Kristie Shifflett, CofC	2007-10	
10	Tracey Dahlen, Elon	2005-08	
10	Hayleigh Weissenbach, UTC	2017-21	
9. 9	Madison Armstrong, WCU	2016-19	
9	Kasey Tydingco, UTC	2010-13	
9	Sieara Bishop, FUR	2013-16	
9	Sam Russo, GSU	2007-10	

SACRIFICE HITS			
No.	Name, school	Years	
1. 64	Abby Robertson, FUR	2006-09	
2. 46	Jeannie Cochran, UTC	2004-07	
3. 40	Joni Lockridge, FUR	2003-06	
40	Nina Iduate, GSU	2007-10	
5. 38	Brooke Flowers, CofC	2001-04	
6. 36	Teri Herbert, UTC	2001-04	
7. 35	Bryn Favor, UTC	2003-04	
35	Aurora Johnson, GSU	2004-06	
9. 34	Ashton Jarrett, CofC	2010-13	
34	Paige Goss, Elon	2004-07	

STOLEN BASES			
No.	Name, school	Years	
1. 119	Meghan Rud, MER	2015-18	
2. 100	Tomeka Watson, Elon	2010-13	
3. 96	Lindsay Glover, APP	2004-07	
4. 94	Jeannie Cochran, UTC	2004-07	
5. 90	Mary Greenway, UNCG	2007-08	
6. 89	Sarah Rappe, APP	2008-11	
7. 88	Shanita Black, GSU	2003-06	
88	Lyndsey Stiles, UTC	2008-11	
9. 86	LaKerah Barr, FUR	2001-04	
10. 79	Taylor Miller, MER	2015-17	

STOLEN BASE PERCENTAGE (min. 50 steal attempts)			
Pct	SB-A	Name, school	Years
1. .928	77-83	Shelby Maze, SAM	2015-18
2. .918	90-98	Mary Greenway, UNCG	2007-08
3. .913	94-103	Jeannie Cochran, UTC	2004-07
4. .909	100-110	Tomeka Watson, Elon	2010-13
5. .908	119-131	Meghan Rud, MER	2015-18
6. .907	49-54	Sara Poteat, UTC	2010-13
7. .907	88-97	Lyndsey Stiles, UTC	2008-11
8. .905	57-63	Aisha Figueroa, UNCG	2011-13
9. .900	63-70	Natalie Willis, APP	2005-08
10. .897	96-107	Lindsay Glover, APP	2004-07

TOTAL BASES			
No.	Name, school	Years	
1. 490	Lindsay Thomas, UNCG	2013-16	
2. 452	Michelle Fuzzard, UTC	2008-12	
3. 442	Amanda Cone, CofC	2001-04	
4. 432	Melissa Ramirez, UTC	2002-05	
5. 404	Tomeka Watson, Elon	2010-13	
6. 390	Tiffany Baker, UTC	2008-11	
390	Katelyn Bedwell, UNCG	2011-14	
8. 388	Carleigh Nester, Elon	2011-14	
9. 383	Tara Tembey, UTC	2005-08	
10. 377	Kristie Shifflett, CofC	2007-10	

ON-BASE PERCENTAGE (min. 250 at bats)			
Pct.	Name, school	Years	
1. .520	Katie Boyd, APP	2008-11	
2. .482	Delaney Cumbie, UNCG	2019-pres.	
3. .468	Nicole Thomas, UNCG	2013-16	
4. .463	Lindsay Thomas, UNCG	2013-16	
5. .456	Michelle Fuzzard, UTC	2008-12	
6. .455	Kristie Shifflett, CofC	2007-10	
7. .455	Robyne Siliga, GSU	2005-09	
8. .452	Amanda Cone, CofC	2001-04	
9. .449	Vivian Morimoto, UTC	2011-12	
10. .443	Jennifer Hubbard, UNCG	2003-04	
.443	Jasmine Palmer, UNCG	2017-21	

SLUGGING PERCENTAGE (min. 250 at bats)			
Pct.	Name, school	Years	
1. .728	Lindsay Thomas, UNCG	2013-16	
2. .697	Katie Boyd, APP	2008-11	
3. .675	Marisa Sholtes, UNCG	2015-19	
4. .668	Vivian Morimoto, UTC	2011-12	
5. .654	Amanda Cone, CofC	2001-04	
6. .650	Jennifer Golden, CofC	2006-07	
7. .647	Nicole Thomas, UNCG	2013-16	
8. .640	Allie Cashion, APP	2010-13	
9. .634	Tiffany Baker, UTC	2008-11	
10. .631	Jennifer Hubbard, UNCG	2003-04	

GAMES PLAYED			
No.	Name, school	Years	
1. 265	Jeannie Cochran, UTC	2004-07	
2. 260	Tara Tembey, UTC	2005-08	
3. 256	Melissa Ramirez, UTC	2002-05	
4. 254	Brittney Whittier, UTC	2004-07	
254	Toni Hutchison, UTC	2006-09	
6. 253	Teri Herbert, UTC	2001-04	
7. 246	Adriane Audley, UNCG	2004-07	
8. 245	Megan Jaudon, FUR	2004-07	
9. 243	Stacie Cooper, GSU	1999-02	
243	Michelle Fuzzard, UTC	2008-12	
243	Lyndsay Mouse, UNCG	2006-09	

GAMES STARTED			
No.	Name, school	Years	
1. 263	Jeannie Cochran, UTC	2004-07	
2. 258	Tara Tembey, UTC	2005-08	
3. 254	Brittney Whittier, UTC	2004-07	
4. 253	Melissa Ramirez, UTC	2002-05	
253	Toni Hutchison, UTC	2006-09	
6. 246	Adriane Audley, UNCG	2004-07	
7. 244	Megan Jaudon, FUR	2004-07	
8. 243	Teri Herbert, UTC	2001-04	
243	Lyndsay Mouse, UNCG	2006-09	
9. 242	Jennifer Bonilla, UNCG	2004-07	

RECORD BOOK

CAREER INDIVIDUAL PITCHING

ERA (min. 400 IP)				
ERA	ER/Inn.	Name, school	Years	
1.	1.13	68/423.0	Beth Alexander, UTC	2001-02
2.	1.46	143/687.2	Rachael Stern, CofC	2003-05
3.	1.56	180/809.2	Aimee Littlejohn, GSU	1999-02
3.	1.69	119/492.2	Awbrey Winckler, UTC	2001-03
4.	1.72	199/811.1	Cristy Waring, MAR	1995-97
5.	1.80	154/598.0	Lacey Swarthout, UTC	2004-05
6.	1.85	179/676.1	Sarah Purvis, GSU	2011-14
7.	2.05	208/711.0	Brooke Loudermilk, UTC	2007-10
8.	2.06	121/411.2	Amber Watson, UNCG	2001-03
9.	2.08	167/561.2	Melissa Laliberte, GSU	2006-08
10.	2.11	188/624.0	Jennifer Miller, GSU	1997-00

INNINGS PITCHED			
No.	Name, school	Years	
1.	929.2	Lindsey Bert, FUR	2015-18
2.	811.1	Cristy Waring, MAR	1995-97
3.	809.2	Aimee Littlejohn, GSU	1999-02
4.	781.1	Rachel Henley, FUR	2002-05
5.	766.0	Jordan Garrett, WCU	2012-15
6.	735.2	Vanessa Oakes, UNCG	2004-07
7.	733.1	Lana Mackey, FUR	2007-10
8.	711.0	Brooke Loudermilk, UTC	2007-10
9.	710.2	Terri Mesko, CofC	2007-10
	710.2	Alicia Bazonski, UNCG	2015-18

STRIKEOUTS			
No.	Name, school	Years	
1.	915	Lindsey Bert, FUR	2015-18
2.	873	Brooke Loudermilk, UTC	2007-10
3.	770	Sarah Purvis, GSU	2011-14
4.	767	Lana Mackey, FUR	2007-10
5.	740	Jordan Garrett, WCU	2012-15
6.	660	Terri Mesko, CofC	2007-10
7.	657	Amber Harrell, UNCG	2007-10
8.	611	Lacey Swarthout, UTC	2004-05
9.	565	Vanessa Oakes, UNCG	2004-07
10.	562	Rachel Henley, FUR	2002-05

STRIKEOUTS PER 7 INNINGS (min. 400 IP)				
Avg	K/Inn.	Name, school	Years	
1.	8.59	873/711.0	Brooke Loudermilk, UTC	2007-10
2.	7.97	770/676.1	Sarah Purvis, GSU	2011-14
3.	7.50	553/516.1	Stephanie Bryden, UNCG	2016-19
4.	7.32	767/733.1	Lana Mackey, FUR	2007-10
5.	7.15	611/598.0	Lacey Swarthout, UTC	2004-05
6.	7.02	523/521.2	Logan Free, GSU	2004-07
7.	6.93	419/423.0	Beth Alexander, UTC	2001-02
8.	6.89	915/929.2	Lindsey Bert, FUR	2015-18
9.	6.76	740/766.0	Jordan Garrett, WCU	2012-15
10.	6.67	408/428.1	Kandice Irwin, UTC	2008-11

WINS			
W-L	Name, school	Years	
1.	88	Lindsey Bert, FUR	2015-18
2.	78	Rachael Stern, CofC	2003-05
3.	72	Mollie Hanson, SAM	2013-16
4.	68	Alicia Bazonski, UNCG	2015-18
	68	Taylor Deason, UTC	2012-15
6.	64	Brooke Loudermilk, UTC	2007-10
7.	61	Cristy Waring, MAR	1995-97
	61	Sarah Purvis, GSU	2011-14
9.	57	Lacey Swarthout, UTC	2004-05
10.	55	Lana Mackey, FUR	2007-10

SAVES			
No.	Name, school	Years	
1.	20	Kandice Irwin, UTC	2008-11
2.	19	Taylor Sigmon, WCU	2013-16
3.	12	Maureen Flynn, UNCG	2001-02
	12	Stella Preston, MER	2017-19

5.	10	Taylor Deason, UTC	2012-15
	10	Brooke Loudermilk, UTC	2007-10
7.	9	Lindsey Bert, FUR	2015-18
8.	8	Cristy Waring, MAR	1995-97
	8	Lynn Gardner, MER	2019
	8	Emily Barnett, SAM	2018-21

SHUTOUTS			
No.	Name, school	Years	
1.	32	Lindsey Bert, FUR	2015-18
2.	26	Cristy Waring, MAR	1995-97
3.	25	Sarah Purvis, GSU	2011-14
	25	Rachael Stern, CofC	2003-05
5.	21	Beth Alexander, UTC	2001-02
	21	Lacey Swarthout, UTC	2004-05
7.	20	Aimee Littlejohn, GSU	1999-02
	20	Awbrey Winckler, UTC	2001-03
9.	18	Stephanie Saylor, CofC	2010-13
10.	17	Melissa Laliberte, GSU	2006-08

COMPLETE GAMES			
No.	Name, school	Years	
1.	110	Lindsey Bert, FUR	2015-18
2.	98	Cristy Waring, MAR	1995-97
3.	89	Aimee Littlejohn, GSU	1999-02
4.	87	Rachael Stern, CofC	2003-05
5.	77	Mandi Dunn, GSU	1995-98
	77	Lana Mackey, FUR	2007-10
7.	76	Mollie Hanson, SAM	2013-16
	76	Vanessa Oakes, UNCG	2004-07
9.	75	Lacey Swarthout, UTC	2004-05
10.	74	Rachel Henley, FUR	2002-05

GAMES STARTED			
No.	Name, school	Years	
1.	137	Lindsey Bert, FUR	2015-18
2.	121	Alicia Bazonski, UNCG	2015-18
3.	119	Jordan Garrett, WCU	2012-15
4.	118	Vanessa Oakes, UNCG	2004-07
5.	117	Aimee Littlejohn, GSU	1999-02
6.	113	Rachel Henley, FUR	2002-05
	113	Terri Mesko, CofC	2007-10
8.	112	Brooke Loudermilk, UTC	2007-10
9.	111	Cristy Waring, MAR	1995-97
10.	109	Lana Mackey, FUR	2007-10
	109	Erin O'Shea, Elon	2009-12

APPEARANCES			
No.	Name, school	Years	
1.	165	Jordan Garrett, WCU	2012-15
2.	163	Taylor Deason, UTC	2012-15
3.	162	Lindsey Bert, FUR	2015-18
4.	151	Brooke Loudermilk, UTC	2007-10
5.	149	Alicia Bazonski, UNCG	2015-18
6.	145	Vanessa Oakes, UNCG	2004-07
7.	143	Rachel Henley, FUR	2002-05
8.	141	Lana Mackey, FUR	2007-10
9.	140	Amber Harrell, UNCG	2007-10
10.	138	Cristy Waring, MAR	1995-97

OPPONENTS BATTING AVERAGE			
Avg.	Name, school	Years	
1.	.177	Beth Alexander, UTC	2001-02
2.	.182	Sarah Purvis, GSU	2011-14
3.	.192	Brooke Loudermilk, UTC	2007-10
4.	.205	Rachael Stern, CofC	2003-05
5.	.207	Logan Free, GSU	2004-07
6.	.212	Amber Watson, UNCG	2001-03
7.	.213	Awbrey Winckler, UTC	2001-03
8.	.215	Stephanie Bryden, UNCG	2016-19
9.	.219	Lacey Swarthout, UTC	2004-05
10.	.221	Melissa Laliberte, GSU	2006-08

RECORD BOOK

SEASON INDIVIDUAL BATTING

BATTING AVERAGE (min. 75% of team games, 2.0 at bats/game)			
Avg	H-AB	Name, school	Year
1. .450	85-189	Nina Iduate, GSU	2010
2. .441	78-177	Allison DeVries, UTC	1999
3. .4366	62-142	Sara Poteat, UTC	2012
4. .4365	86-197	Megan Dowdy, SAM	2015
5. .435	70-161	Julie Glasser, FUR	1997
6. .423	90-213	Shelby Maze, SAM	2017
7. .419	65-155	Tomeka Watson, ELON	2013
8. .418	74-177	Lindsay Glover, APP	2006
9. .416	84-202	Amanda Cone, CofC	2004
10. .415	66-159	Jamie Brown, UTC	1996

HITS			
No.	Name, school	Year	
1. 102	Shanita Black, GSU	2006	
2. 90	Shelby Maze, SAM	2017	
3. 86	Megan Dowdy, SAM	2015	
4. 85	Nina Iduate, GSU	2010	
5. 84	Amanda Cone, CofC	2004	
6. 83	Taylor Miller, MER	2015	
7. 82	Megan Dowdy, SAM	2016	
8. 81	Jacquie Rothey, CofC	2004	
9. 79	Taylor Miller, MER	2016	
10. 78	Allison DeVries, UTC	1999	
78	Amber Kiser, FUR	2006	

RUNS			
No.	Name, school	Year	
1. 66	Amanda Cone, CofC	2004	
2. 65	Jacquie Rothey, CofC	2004	
65	Shanita Black, GSU	2006	
4. 63	Lyndsey Stiles, UTC	2011	
5. 57	Lindsay Thomas, UNCG	2014	
6. 55	Leshe' Russell, CofC	2005	
55	Tara Temby, UTC	2005	
8. 52	Michelle Fuzzard, UTC	2012	
9. 51	Jennifer Hubbard, UNCG	2003	
51	Amber Shifflett, CofC	2007	

RBIs			
No.	Name, school	Year	
1. 74	Michelle Fuzzard, UTC	2011	
2. 67	Tiffany Baker, UTC	2011	
3. 66	Katelyn Bedwell, UNCG	2014	
4. 64	Amanda Cone, CofC	2004	
64	Jennifer Golden, CofC	2007	
6. 63	Michelle Fuzzard, UTC	2012	
7. 62	Kasey Tydingco, UTC	2012	
8. 61	Ashley Adams, WCU	2006	
61	Vivian Morimoto, UTC	2012	
61	Riley Carter, MER	2015	

HOME RUNS			
No.	Name, school	Year	
1. 21	Ashley Adams, WCU	2006	
2. 18	Megen Smith, GSU	2010	
18	Tiffany Baker, UTC	2011	
18	Erin Foster, WCU	2012	
5. 17	Amanda Cone, CofC	2004	
17	Jennifer Golden, CofC	2007	
17	Katie Boyd, APP	2009	
17	Lindsay Thomas, UNCG	2013	
17	Katelyn Bedwell, UNCG	2014	
17	Marissa Guimbarda, FUR	2019	
17	Marisa Sholtes, UNCG	2019	
10. 16	Allie Cashion, APP	2012	
16	Crystal Cyr, WCU	2016	
16	Michelle Fuzzard, UTC	2012	
16	Lindsay Thomas, UNCG	2016	
16	Marisa Sholtes, UNCG	2018	
16	Caroline Taylor, MER	2018	

DOUBLES			
No.	Name, school	Year	
1. 25	Megan Luring, UTC	1998	
2. 24	Megan Dowdy, SAM	2016	
3. 21	Lara Long, UNCG	1998	
21	Allison DeVries, UTC	1999	
5. 20	Amanda Cone, CofC	2004	
20	Melissa Ramirez, UTC	2003	
20	Julie Glasser, FUR	1996	
20	Dani Concepcion, ELON	2005	
20	Vivian Morimoto, UTC	2012	
10. 18	Lindsay Glover, APP	2005	
18	Leshe' Russell, CofC	2005	
18	Janine Sprague, ETSU	2004	
18	Jacquie Rothey, CofC	2004	
18	Melissa Ramirez, UTC	2004	
18	Sheri Russo, GSU	1996	
18	Cathy Frohnheiser, FUR	1994	
18	Hebbie Ziegler, ELON	2007	
18	Allie Cashion, APP	2013	
18	Lindsay Thomas, UNCG	2016	
18	Tiffany Laughren, ETSU	2017	

TRIPLES			
No.	Name, school	Year	
1. 9	April Miller, UTC	1995	
2. 8	Teri Herbert, UTC	2004	
8	Jamie Rausch, FUR	1995	
8	Cathy Frohnheiser, FUR	1994	
8	Shanita Black, GSU	2006	
6. 7	Leah Tucker, UTC	2000	
7	Julie Glasser, FUR	1995	
7	Taylor Miller, MER	2015	
9. 6	Janine Sprague, ETSU	2005	
6	Shondra Schlichenmayer, CofC	2005	
6	Tara Temby, UTC	2005	
6	Janine Sprague, ETSU	2004	
6	Jennifer Hubbard, UNCG	2003	
6	Leah Tucker, UTC	2001	
6	Jessica Brown, UTC	1996	
6	Jessica Brown, UTC	1995	
6	Tara Tembey, UTC	2007	
6	Brittany Small, CofC	2008	
6	Sara Poteat, UTC	2013	
6	Caroline Cash, FUR	2018	
6	Cammy Pereira, FUR	2019	

BASES ON BALLS			
No.	Name, school	Year	
1. 64	Katie Boyd, APP	2009	
2. 59	Leslie Barron, UTC	2004	
3. 49	Allyson McCubbins, WCU	2006	
4. 47	Mackenzie Williams, GSU	2012	
5. 44	Katie Boyd, APP	2010	
6. 42	Delaney Cumbie, UNCG	2021	
7. 41	Mykeah Johnson, ETSU	2017	
8. 40	Tiffany Baker, UTC	2010	
40	Caitlin Bice, SAM	2016	
10. 39	Michelle Fuzzard, UTC	2012	

STOLEN BASES			
SB-A	Name, school	Year	
1. 49-52	Mary Greenway, UNCG	2008	
2. 41-46	Mary Greenway, UNCG	2007	
3. 39-#	Leigh Irwin, UNCG	2001	
39-41	Danielle Peters, APP	2007	
5. 38-44	Shanita Black, GSU	2006	
38-42	Meghan Rud, MER	2017	
7. 36-36	Leigh Irwin, UNCG	2000	
8. 35-44	LaKerah Barr, FUR	2004	
35-37	Lyndsey Stiles, UTC	2011	
10. 31-35	Amber Handy, APP	2004	
31-35	Jeannie Cochran, UTC	2007	
31-34	Meghan Rud, MER	2015	
31-34	Lauren Duggar, FUR	2018	

TOTAL BASES			
No.	Name, school	Year	
1. 155	Amanda Cone, CofC	2004	
2. 143	Katelyn Bedwell, UNCG	2014	
3. 142	Lindsay Thomas, UNCG	2016	
4. 140	Candace Johnson, FUR	2016	
5. 137	Erin Foster, WCU	2012	
6. 136	Allison DeVries, UTC	1999	
7. 135	Jennifer Golden, CofC	2007	
8. 133	Angela Brewer, UTC	2001	
9. 131	Melissa Ramirez, UTC	2003	
10. 129	Tiffany Baker, UTC	2011	

ON-BASE PERCENTAGE			
Pct.	Name, school	Year	
1. .590	Katie Boyd, APP	2009	
2. .543	Michelle Fuzzard, UTC	2012	
3. .527	Robyne Siliga, GSU	2009	
4. .522	Kristina Shifflett, CofC	2010	
5. .518	Katie Boyd, APP	2010	
6. .511	Tomeka Watson, ELON	2013	
.511	Jasmine Palmer, UNCG	2017	
8. .508	Amanda Cone, CofC	2004	
9. .500	Allison DeVries, UTC	1999	
.500	Robyne Siliga, GSU	2008	
.500	Vivian Morimoto, UTC	2011	

SLUGGING PERCENTAGE			
Pct.	Name, school	Year	
1. .879	Katie Boyd, APP	2009	
2. .846	Michelle Fuzzard, UTC	2012	
3. .836	Allie Cashion, APP	2012	
4. .811	Lindsay Thomas, UNCG	2016	
5. .792	Jessica Brown, UTC	1996	
6. .786	Katelyn Bedwell, UNCG	2014	
7. .768	Tomeka Watson, ELON	2013	
8. .767	Amanda Cone, CofC	2004	
9. .761	Marissa Guimbarda, FUR	2019	
10. .760	Lindsay Thomas, UNCG	2013	

RECORD BOOK

SEASON INDIVIDUAL PITCHING

ERA (1.0 inning per team game)			
ERA	ER/Inn.	Name, school	Year
1.	0.88	26/206.0	Chrissy Hacker, FUR 2000
2.	0.94	21/155.2	Talya Trudell, UTC 2001
3.	1.00	30/209.2	Rachel Stern, CofC 2003
4.	1.07	31/202.2	Beth Alexander, UTC 2002
5.	1.10	37/171.1	Talya Trudell, UTC 1999
6.	1.13	23/135.0	Kenzie Kohler, CofC 2000
7.	1.17	28/167.0	Chrissy Hacker, FUR 2001
8.	1.19	23/135.0	Connie Ness, UTC 2000
9.	1.22	33/189.0	J.D. Staton, UTC 1997
10.	1.24	40/226.0	Aimee Littlejohn, GSU 2000

INNINGS PITCHED			
No.		Name, school	Year
1.	333.0	Lacey Swarthout, UTC	2004
2.	291.1	Cristy Waring, MAR	1997
3.	283.1	Rachel Stern, CofC	2005
4.	279.2	April Miller, UTC	1995
5.	269.2	Cristy Waring, MAR	1996
6.	265.1	Lacey Swarthout, UTC	2005
7.	264.2	Ashley Frizzell, UTC	2006
8.	263.2	Rachel Henley, FUR	2004
9.	259.1	Awbrey Winckler, UTC	2003
10.	259.0	Lindsey Bert, FUR	2018

STRIKEOUTS			
No.	Inn.	Name, school	Year
1.	353	259.0	Lindsey Bert, FUR 2018
2.	331	333.0	Lacey Swarthout, UTC 2004
3.	289	228.2	Brooke Loudermilk, UTC 2007
4.	288	215.2	Sarah Purvis, GSU 2014
5.	282	265.1	Lacey Swarthout, UTC 2005
6.	249	208.2	Sarah Purvis, GSU 2012
7.	246	217.1	Stephanie Bryden, UNCG 2019
7.	245	252.2	Lana Mackey, FUR 2008
8.	242	194.1	Brooke Loudermilk, UTC 2008
9.	238	183.1	Lana Mackey, FUR 2010
10.	224	259.1	Awbrey Winckler, UTC 2003
	224	178.2	Brooke Loudermilk, UTC 2010

WINS			
W-L		Name, school	Year
1.	32-11	Rachael Stern, CofC	2005
2.	30-11	Lacey Swarthout, UTC	2005
3.	28-18	Lacey Swarthout, UTC	2004
	28-9	Lindsey Bert, FUR	2018
4.	27-19	April Miller, UTC	1995
5.	26-5	Rachael Stern, CofC	2003
	26-10	Kirsten Stevens, MER	2015
7.	25-7	Beth Alexander, UTC	2002
	25-13	Christine Hornak, UNCG	1998
	25-11	Stephanie Bryden, UNCG	2019
9.	24-8	Beth Alexander, UTC	2001
	24-9	Taylor Deason, UTC	2012
11.	23-10	Mollie Hanson, SAM	2014
	23-10	Mollie Hanson, SAM	2016

SAVES			
No.		Name, school	Year
1.	11	Kandice Irwin, UTC	2010
2.	9	Stella Preston, MER	2017
3.	8	Maureen Flynn, UNCG	2002
	8	Kandice Irwin, UTC	2011
	8	Taylor Sigmon, WCU	2016
	8	Lynn Gardner, MER	2019
6.	7	Amy Robertson, UTC	1998
7.	6	Lacey Swarthout, UTC	2004
	6	Lauren Collier, FUR	2014
	6	Taylor Sigmon, WCU	2015
10.	5	Beth Alexander, UTC	2001
	5	Jennifer Lamb, ELON	2004
	5	Brooke Loudermilk, UTC	2008
	5	Brianna Streetmon, GSU	2010
	5	Meaghan Houston, FUR	2013
	5	Taylor Sigmon, WCU	2014

SHUTOUTS			
No.		Name, school	Year
1.	14	Lindsey Bert, FUR	2018
1.	12	Amy Robertson, UTC	1998
2.	11	Beth Alexander, UTC	2002
	11	Rachael Stern, CofC	2003
	11	Lacey Swarthout, UTC	2005
5.	10	Amy Jakubowski, FUR	1995
	10	April Miller, UTC	1995
	10	Cristy Waring, MAR	1996
	10	Talya Trudell, UTC	1999
	10	Chrissy Hacker, FUR	2000
	10	Beth Alexander, UTC	2001
	10	Lacey Swarthout, UTC	2004

COMPLETE GAMES			
No.		Name, school	Year
1.	41	Lacey Swarthout, UTC	2004
2.	36	Rachael Stern, CofC	2005
3.	35	Amy Jakubowski, FUR	1995
	35	Cristy Waring, MAR	1996
5.	34	Lacey Swarthout, CofC	2005
	34	Lindsey Bert, FUR	2018
6.	30	April Miller, UTC	1995
	30	Lindsey Bert, FUR	2015
	30	Kirsten Stevens, MER	2015
9.	29	Awbrey Winkler, UTC	2003
10.	28	Rachael Stern, CofC	2003
	28	Rachel Henley, FUR	2005
	28	Lana Mackey, FUR	2008
	28	Sarah Purvis, GSU	2014

OPPONENTS BATTING AVERAGE			
Avg.		Name, school	Year
1.	.152	Stephanie Bryden, UNCG	2018
2.	.159	Beth Alexander, UTC	1999
3.	.165	Chrissy Hacker, FUR	2000
4.	.167	Sarah Purvis, GSU	2012
5.	.172	Connie Ness, UTC	2000
6.	.175	Beth Alexander, UTC	2002
7.	.177	Brooke Loudermilk, UTC	2010
8.	.178	Sarah Purvis, GSU	2014
9.	.180	Beth Alexander, UTC	2001
10.	.182	Chrissy Hacker, FUR	2001
11.	.186	Talya Trudell, UTC	1999
	.186	Sarah Purvis, GSU	2013

RECORD BOOK

YEARLY LEADERS - INDIVIDUAL BATTING

INDIVIDUAL BATTING

Batting average
(min. 75% of team games, 2.0 at bats/game)

Year	Name, school	Avg.
1994	Cathy Frohnheiser, FUR	.405
1995	Sheri Russo, GSU	.377
1996	Jessica Brown, UTC	.415
1997	Julie Glasser, FUR	.435
1998	Mandi Green, UTC	.400
1999	Allison DeVries, UTC	.438
2000	Leigh Irwin, UNCG	.332
2001	Angela Brewer, UTC	.383
2002	Melissa Ramirez, UTC	.396
2003	LaKerah Barr, FUR	.395
2004	Amanda Cone, CofC	.416
2005	Dani Concepcion, ELON	.368
2006	Lindsay Glover, APP	.418
2007	Jennifer Goldenm, CofC	.408
2008	Katie Boyd, APP	.386
2009	Katie Boyd, APP	.386
2010	Nina Iduate, GSU	.450
2011	Vivian Morimoto, UTC	.402
2012	Sara Poteat, UTC	.438
2013	Tomeka Watson, ELON	.419
2014	Katelyn Bedwell, UNCG	.401
2015	Megan Dowdy, SAM	.437
2016	Taylor Miller, MER	.414
2017	Shelby Maze, SAM	.423
2018	Shelby Maze, SAM	.399
2019	Danielle Castleberry, MER	.376
2020	Emily Coltharp, UTC	.415
2021	Bailey Huneycutt, WCU	.364

Hits

Year	Name, school	Hits
1994	Cathy Frohnheiser, FUR	66
1995	Julie Glasser, FUR	69
1996	Julie Glasser, FUR	71
1997	Julie Glasser, FUR	70
1998	Allison DeVries, UTC	68
	Keri Meigs, UTC	68
1999	Allison DeVries, UTC	81
2000	Leigh Irwin, UNCG	71
2001	Angela Brewer, UTC	75
2002	Melissa Ramirez, UTC	74
2003	Melissa Ramirez, UTC	77
2004	Amanda Cone, CofC	84
2005	Dani Concepcion, ELON	74
2006	Shanita Black, GSU	102
2007	Paige Goss, ELON	73
	Jennifer Golden, CofC	73
2008	Tara Tembey, UTC	75
	Nina Iduate, GSU	75
2009	Lyndsey Stiles, UTC	58
2010	Nina Iduate, GSU	85
2011	Lyndsey Stiles, UTC	70
	Michelle Fuzzard, UTC	70
2012	Marie Fogle, GSU	73
2013	Tomeka Watson, ELON	65
2014	Katelyn Bedwell, UNCG	73
2015	Megan Dowdy, SAM	86
2016	Megan Dowdy, SAM	82
2017	Shelby Maze, SAM	90
2018	Shelby Maze, SAM	71
2019	Danielle Castleberry, MER	64
2020	Whitney Hinton, SAM	33
2021	Makenna Matthijs, UNCG	61

Runs

Year	Name, school	Runs
1994	Julie Glasser, FUR	35
1995	Jenny Swanson, UTC	39
1996	Julie Glasser, FUR	43
1997	Incomplete data	
1998	Keri Meigs, UTC	44
	Denise Posey, UTC	44
1999	Keri Meigs, UTC	53
2000	Leigh Irwin, UNCG	37
2001	Leah Tucker, UTC	45
2002	Melissa Ramirez, UTC	49
2003	Jennifer Hubbard, UNCG	51
2004	Amanda Cone, CofC	66
2005	Leshe' Russell, CofC	55
2006	Shanita Black, GSU	65
2007	Amber Shifflett, CofC	51

2008	Nina Iduate, GSU	41
	Aubrey Thweatt, GSU	41
2009	Katie Boyd, APP	46
2010	Tomeka Watson, ELON	47
	Emerald Graham, ELON	47
2011	Lyndsey Stiles, UTC	63
2012	Cheyenne Willis, UTC	52
	Michelle Fuzzard, UTC	52
2013	Lindsay Thomas, UNCG	49
2014	Lindsay Thomas, UNCG	57
2015	Meghan Rud, MER	50
2016	Lindsay Thomas, UNCG	53
2017	Meghan Rud, MER	43
2018	Marisa Sholtes, UNCG	49
	Jasmine Palmer, UNCG	49
2019	Micayla Rood, MER	48
2020	Danielle Castleberry, MER	20
2021	Makenna Matthijs, UNCG	44

RBIs

Year	Name, school	RBIs
1994	Cathy Frohnheiser, FUR	36
1995	Jeanne Noble, MAR	43
1996	Jessica Brown, UTC	46
1997	Julie Glasser, FUR	40
1998	Allison DeVries, UTC	40
1999	Allison DeVries, UTC	48
2000	Penny Thompson, UNCG	34
2001	Angela Brewer, UTC	55
2002	Jill Crawford, UTC	53
2003	Amanda Cone, CofC	53
2004	Amanda Cone, CofC	64
2005	Renee Francis, CofC	55
2006	Ashley Adams, WCU	61
2007	Jennifer Golden, CofC	64
2008	Jenny Side, GSU	55
2009	Amanda Hall, GSU	45
	Katie Boyd, APP	45
2010	Megen Smith, GSU	47
2011	Michelle Fuzzard, UTC	74
2012	Michelle Fuzzard, UTC	63
2013	Katelyn Bedwell, UNCG	52
2014	Katelyn Bedwell, UNCG	66
2015	Riley Carter, MER	61
2016	Crystal Cyr, WCU	50
2017	Quirisa Mauga, MER	44
2018	Marisa Sholtes, UNCG	54
2019	Marisa Sholtes, UNCG	48
2020	Whitney Hinton, SAM	20
2021	Makenna Matthijs, UNCG	43

Home runs

Year	Name, school	HRs
1994	Cathy Frohnheiser, FUR	7
1995	Jeanne Noble, MAR	8
	Julie Glasser, FUR	8
1996	Jessica Brown, UTC	11
1997	Jessica Brown, UTC	8
1998	Kami Tucker, UTC	8
1999	Megan Luring, UTC	9
2000	Jacklyn Mariner, CofC	5
	Kay Brittain, FUR	5
2001	Angela Brewer, UTC	14
2002	Amanda Cone, CofC	13
	Penny Thompson, UNCG	13
2003	Melissa Ramirez, UTC	12
2004	Amanda Cone, CofC	17
2005	Jayne Durand, CofC	12
2006	Ashley Adams, WCU	21
2007	Jennifer Golden, CofC	17
2008	Jenny Side, GSU	14
2009	Katie Boyd, APP	17
2010	Megen Smith, GSU	18
2011	Tiffany Baker, UTC	18
2012	Erin Foster, WCU	18
2013	Lindsay Thomas, UNCG	17
2014	Katelyn Bedwell, UNCG	17
2015	Nicole Osterman, UTC	12
	Kelsey Smith, ETSU	12
2016	Lindsay Thomas, UNCG	16
	Crystal Cyr, WCU	16
2017	Danielle Knoetze, ETSU	11
2018	Marisa Sholtes, UNCG	16
	Caroline Taylor, UNCG	16
2019	Marissa Guimbarda, FUR	17

2020	Marisa Sholtes, UNCG	17
	Kailey Willis, UNCG	7
2021	Bailey Huneycutt, WCU	14

Doubles

Year	Name, school	2Bs
1994	Cathy Frohnheiser, FUR	18
1995	Heather Michaelis, MAR	12
	Amy Jakubowski, FUR	12
	Aime Mitchell, FUR	12
1996	Julie Glasser, FUR	20
1997	Julie Glasser, FUR	17
1998	Megan Luring, UTC	25
1999	Allison DeVries, UTC	24
2000	Chrissy Bennett, UNCW	13
2001	Angela Brewer, UTC	16
2002	Stacie Cooper, GSU	15
	Kim Benningfield, UNCG	15
2003	Melissa Ramirez, UTC	20
2004	Amanda Cone, CofC	20
2005	Dani Concepcion, ELON	20
2006	Heather Smith, GSU	14
2007	Debbie Ziegler, ELON	18
2008	Michelle Fuzzard, UTC	14
	Shannon Howard, CofC	14
2009	Sam Russo, GSU	16
2010	Kristie Shifflett, CofC	16
2011	Carleigh Nester, ELON	16
2012	Vivian Morimoto, UTC	20
2013	Allie Cashion, APP	18
2014	Katelyn Bedwell, UNCG	17
	Lindsay Thomas, UNCG	17
2015	Sam Taylor, UTC	15
2016	Megan Dowdy, SAM	24
2017	Tiffany Laughren, ETSU	18
2018	Marisa Sholtes, UNCG	16
2019	Aly Walker, UTC	12
2020	Danielle Castleberry, MER	7
	Timberlyn Shurbutt, SAM	7
2021	Timberlyn Shurbutt, SAM	13

Triples

Year	Name, school	3Bs
1994	Cathy Frohnheiser, FUR	8
1995	April Miller, UTC	9
1996	Julie Glasser, FUR	5
	Jessica Brown, UTC	5
1997	Jennifer Miller, GSU	3
	Brandy Barber, UTC	3
	Julie Glasser, FUR	3
1998	Kay Brittain, FUR	4
	Jaclyn Kaylor, GSU	4
1999	Keri Meigs, UTC	5
	Leah Tucker, UTC	5
2000	Leah Tucker, UTC	7
2001	Leah Tucker, UTC	6
2002	Jill Crawford, UTC	4
2003	Jennifer Hubbard, UNCG	6
2004	Teri Herbert, UTC	8
2005	Janine Sprague, ETSU	6
	Shonrda Schlichenmayer, CofC	6
	Tara Tembey, UTC	6
2006	Shanita Black, GSU	8
2007	Tara Tembey, UTC	6
2008	Brittany Small, CofC	6
2009	Amanda Hall, GSU	4
2010	Amber Shifflett, CofC	5
2011	Lizzy Vaughn, CofC	5
	Lyndsey Stiles, UTC	5
2012	Cheyenne Willis, UTC	4
2013	Sara Poteat, UTC	6
2014	Tatiana Alcalá, UNCG	4
	Karley Harkey, WCU	4
2015	Taylor Miller, MER	7
2016	Meghan Rud, MER	4
	Callie Brister, SAM	
	Megan Dowdy, SAM	4
2017	Shelby Maze, SAM	5
2018	Caroline Cash, FUR	6
2019	Cammy Pereira, FUR	6
2020	Allie Jones, MER	3
2021	Elisa Rosado, MER	3

RECORD BOOK

YEARLY LEADERS - INDIVIDUAL BATTING/PITCHING

Bases on balls

Year	Name, school	BBs
1994	Julie Glasser, FUR	23
1995	Heather Michaelis, MAR	35
1996	Stacey Soltis, FUR	28
1997	Incomplete data	
1998	Judy Baker, UNCG	27
1999	Megan Luring, UTC	31
2000	Angela Brewer, UTC	30
2001	Angela Brewer, UTC	31
2002	Jada Pescatore, UTC	26
2003	Jennifer Reed, UTC	26
	Sam Steiner, GSU	26
2004	Leslie Barron, UTC	59
2005	Kelly Allen, UNCG	33
2006	Allyson McCubbins, WCU	49
2007	Savannah Filley, WCU	36
2008	Robyne Siliga, GSU	38
2009	Katie Boyd, APP	64
2010	Katie Boyd, APP	44
2011	Katie Boyd, APP	37
2012	Mackenzie Williams, GSU	47
2013	Lindsay Thomas, UNCG	35
	Kourtney Thomas, GSU	35
2014	Kourtney Thomas, GSU	39
2015	Meghan Rud, MER	34
2016	Caitlin Bice, SAM	40
2017	Mykeah Johnson, ETSU	41
2018	Marisa Sholtes, UNCG	33
2019	Gabi Howard, UNCG	37
2020	Delaney Cumbie, UNCG	21
2021	Delaney Cumbie, UNCG	42

Stolen bases

Year	Name, school	SBs
1994	Carrie Hinkle, MAR	16
1995	Stefanie Cook, MAR	23
1996	Carrie Hinkle, MAR	22
1997	Ashley Flemming, GSU	24
1998	Jennifer Harris, GSU	18
1999	Jaelyn Kaylor, GSU	28
2000	Leigh Irwin, UNCG	36
2001	Leigh Irwin, UNCG	39
2002	Kim Benningfield, UNCG	22
	Brooke Flowers, CofC	22
2003	Candice Shelton, APP	23
2004	LaKerah Barr, FUR	35
2005	Danielle Spetar, ETSU	28
2006	Shanita Black, GSU	44
2007	Mary Greenway, UNCG	41
2008	Mary Greenway, UNCG	49
2009	Sarah Rappe, APP	29
2010	Sarah Rappe, APP	29
2011	Lyndsey Stiles, UTC	35
2012	Tomeka Watson, Elon	37
2013	Tomeka Watson, Elon	25
2014	Megan Dowdy, SAM	22
2015	Meghan Rud, MER	31
2016	Taylor Miller, MER	26
2017	Meghan Rud, MER	38
2018	Lauren Duggar, FUR	31
2019	Kelly Warren, ETSU	18
2020	Allie Jones, MER	18
2021	Allie Jones, MER	20

Total bases

Year	Name, school	TBs
1994	Cathy Frohnheiser, FUR	121
1995	Julie Glasser, FUR	118
1996	Julie Glasser, FUR	128
1997	Julie Glasser, FUR	108
1998	Lara Long, UNCG	105
1999	Allison DeVries, UTC	135
2000	Leah Tucker, UTC	97
2001	Angela Brewer, UTC	133
2002	Jill Crawford, UTC	122
2003	Melissa Ramirez, UTC	133
2004	Amanda Cone, CofC	155
2005	Leshe' Russell, CofC	118
2006	Ashley Adams, WCU	124
2007	Jennifer Golden, CofC	135
2008	Tara Tembey, UTC	113
	Jenny Side, GSU	113
2009	Katie Boyd, APP	116
2010	Megen Smith, GSU	119

2011	Tiffany Baker, UTC	129
2012	Erin Foster, WCU	137
2013	Lindsay Thomas, UNCG	127
2014	Katelyn Bedwell, UNCG	143
2015	Riley Carter, MER	116
2016	Lindsay Thomas, UNCG	142
2017	Danielle Knoetze, ETSU	112
2018	Marisa Sholtes, UNCG	127
2019	Marissa Guimbarda, FUR	108
	Marisa Sholtes, UNCG	108
2020	Whitney Hinton, SAM	52
2021	Makenna Matthijs, UNCG	114

On-base percentage

Year	Name, school	OB %
1994	Heather Michaelis, MAR	.442
1995	Sheri Russo, GSU	.477
1996	Julie Glasser, FUR	.468
1997	Incomplete data	
1998	Allison DeVries, UTC	.465
1999	Allison DeVries, UTC	.500
2000	Angela Brewer, UTC	.379
2001	Angela Brewer, UTC	.468
2002	Melissa Ramirez, UTC	.469
2003	Amanda Cone, CofC	.475
2004	Amanda Cone, CofC	.508
2005	Danielle Concepcion, ELON	.450
2006	Lindsay Glover, APP	.483
2007	Jennifer Golden, CofC	.495
2008	Robyne Siliga, GSU	.500
2009	Katie Boyd, APP	.590
2010	Kristie Shifflett, CofC	.522
2011	Vivian Morimoto, UTC	.500
2012	Michelle Fuzzard, UTC	.543
2013	Tomeka Watson, ELON	.511
2014	Nicole Thomas, UNCG	.489
2015	Nicole Thomas, UNCG	.483
2016	Lindsay Thomas, UNCG	.480
2017	Jasmine Palmer, UNCG	.511
2018	Marisa Sholtes, UNCG	.481
2019	Delaney Cumbie, UNCG	.483
2020	Emily Coltharp, UTC	.519
2021	Bailey Huneycutt, WCU	.497

Slugging percentage

Year	Name, school	SLUG %
1994	Cathy Frohnheiser, FUR	.742
1995	Julie Glasser, FUR	.641
1996	Jessica Brown, UTC	.792
1997	Jessica Brown, UTC	.705
1998	Megan Luring, UTC	.655
1999	Allison DeVries, UTC	.731
2000	Jacklyn Mariner, CofC	.447
2001	Angela Brewer, UTC	.679
2002	Jill Crawford, UTC	.678
2003	Jennifer Hubbard, UNCG	.695
2004	Amanda Cone, CofC	.767
2005	Kelly Allen, UNCG	.564
2006	Ashley Adams, WCU	.685
2007	Jennifer Golden, CofC	.754
2008	Katie Boyd, APP	.682
2009	Katie Boyd, APP	.879
2010	Megen Smith, GSU	.696
2011	Tiffany Baker, UTC	.754
2012	Michelle Fuzzard, UTC	.846
2013	Tomeka Watson, ELON	.768
2014	Katelyn Bedwell, UNCG	.786
2015	Sarah Beth Roberts, UTC	.690
2016	Lindsay Thomas, UNCG	.811
2017	Danielle Knoetze, ETSU	.629
2018	Marisa Sholtes, UNCG	.730
2019	Marissa Guimbarda, FUR	.761
2020	Samantha Lagrama, UNCG	.735
2021	Kayleigh Willis, UNCG	.327

ERA

(Min. 1.0 IP/Team Game)		ERA
Year	Name, school	
1994	April Miller, UTC	1.82
1995	Amy Jakubowski, FUR	1.38
1996	Vanessa Fawcett, GSU	1.26
1997	JD Staton, UTC	1.22
1998	Amy Robertson, UTC	1.53
1999	Talya Trudell, UTC	1.23

2000	Chrissy Hacker, FUR	0.88
2001	Talya Trudell, UTC	0.94
2002	Beth Alexander, UTC	1.07
2003	Rachael Stern, CofC	1.00
2004	Rachael Stern, CofC	1.44
2005	Rachael Stern, CofC	1.83
2006	Melissa Laliberte, GSU	1.90
2007	Brooke Loudermilk, UTC	2.30
2008	Brooke Loudermilk, UTC	1.87
2009	Brooke Loudermilk, UTC	1.92
2010	Kandice Irwin, UTC	1.47
2011	Hannah Dow, APP	1.81
2012	Sarah Purvis, GSU	1.54
2013	Mollie Hanson, SAM	1.76
2014	Mollie Hanson, SAM	1.44
2015	Jordan Garrett, WCU	2.26
2016	Emily Demonte, FUR	2.39
2017	Lindsey Bert, FUR	2.10
2018	Stephanie Bryden, UNCG	1.49
2019	Allison Swinford, UTC	1.92
2020	Celie Hudson, UTC	1.92
2021	Morgan Scott, UNCG	2.18

Wins

Year	Name, school	Wins
1994	Kim Currier, FUR	20
1995	April Miller, UTC	27
1996	Cristy Waring, MAR	22
1997	Cristy Waring, MAR	22
1998	Christine Hornak, UNCG	25
1999	Talya Trudell, UTC	21
2000	Chrissy Hacker, FUR	17
2001	Beth Alexander, UTC	24
2002	Beth Alexander, UTC	25
2003	Rachel Stern, CofC	26
2004	Lacey Swarthout, UTC	28
2005	Rachael Stern, CofC	32
2006	Mendy McKenzie, WCU	22
2007	Brooke Loudermilk, UTC	22
2008	Melissa Laliberte, GSU	19
2009	Brianna Streetmon, GSU	17
2010	Brianna Streetmon, GSU	19
2011	Michelle Fuzzard, UTC	18
2012	Taylor Deason, UTC	24
2013	Hope Klicker, CofC	20
	Aliisa Schoelkopf, APP	20
2014	Mollie Hanson, SAM	23
2015	Kirsten Stevens, MER	26
2016	Mollie Hanson, SAM	23
2017	Lindsey Bert, FUR	18
	Alicia Bazonski, UNCG	18
2018	Lindsey Bert, FUR	28
2019	Stephanie Bryden, UNCG	25
2020	Morgan Scott, UNCG	8
2021	Morgan Scott, UNCG	20

Strikeouts

Year	Name, school	Ks
1994	Kim Currier, FUR	201
1995	Amy Jakubowski, FUR	180
1996	Cristy Waring, MAR	197
1997	Cristy Waring, MAR	197
1998	Chrissy Hacker, FUR	137
	Christine Hornak, UNCG	137
1999	Beth Alexander, UTC	230
2000	Aimee Littlejohn, GSU	144
2001	Beth Alexander, UTC	222
2002	Beth Alexander, UTC	197
2003	Awbrey Winckler, UTC	224
2004	Lacey Swarthout, UTC	331
2005	Lacey Swarthout, UTC	282
2006	Ashley Frizzell, UTC	213
2007	Brooke Loudermilk, UTC	289
2008	Lana Mackey, FUR	245
2009	Lana Mackey, FUR	171
2010	Lana Mackey, FUR	238
2011	Allie Miles, GSU	170
2012	Sarah Purvis, GSU	249
2013	Jordan Garrett, WCU	223
2014	Sarah Purvis, GSU	288
2015	Kirsten Stevens, MER	221
2016	Taylor Sigmon, WCU	202
2017	Lindsey Bert, FUR	197
2018	Lindsey Bert, FUR	353
2019	Stephanie Bryden, UNCG	246

RECORD BOOK

YEARLY LEADERS - INDIVIDUAL PITCHING/TEAM BATTING

2020	Morgan Scott, UNCG	106	1995	Amy Jakubowski, FUR	.191	2021	Bailey Tanner, FUR	34
2021	Morgan Scott, UNCG	210	1996	Cristy Waring, MAR	.181		Morgan Scott, UNCG	34
Saves			Games started					
Year	Name, school	Saves	Year	Name, school	GS			
1994	Kim Currier, FUR	2	1994	Kim Currier, FUR	28			
	Carrie Collins, GSU	2		Amy Jakubowski, FUR	28			
1995	Cristy Waring, MAR	3	1995	April Miller, UTC	46			
1996	Cristy Waring, MAR	2	1996	Cristy Waring, MAR	38			
	Vanessa Fawcett, GSU	2	1997	Incomplete data				
1997	Ashley Rayl, FUR	2	1998	Talya Trudell, UTC	31			
	JD Staton, UTC	2	1999	Aimee Littlejohn, GSU	35			
	Cristy Waring, MAR	2	2000	Aimee Littlejohn, GSU	29			
1998	Amy Robertson, UTC	7	2001	Beth Alexander, UTC	35			
1999	Corianne Rogalsky, UTC	4	2002	Beth Alexander, UTC	29			
2000	Missy Baldwin, FUR	4	2003	Awbrey Winckler, UTC	34			
	Talya Trudell, UTC	4	2004	Lacey Swarthout, UTC	52			
2001	Beth Alexander, UTC	5	2005	Rachael Stern, CofC	53			
2002	Maureen Flynn, UNCG	8	2006	Ashley Frizzell, UTC	39			
2003	Tiffany McVay, ETSU	4	2007	Mendy McKenzie, WCU	32			
2004	Lacey Swarthout, UTC	6		Terri Mesko, CofC	32			
2005	Rachael Stern, CofC	3		Ashley Frizzell, UTC	32			
	Logan Free, GSU	3	2008	Terri Mesko, CofC	36			
	Brittany Lehrschall, ETSU	3	2009	Kayla Richardson, APP	29			
2006	Teri Fister, APP	4		Brianna Streetmon, GSU	29			
2007	Terri Mesko, CofC	2	2010	Brianna Streetmon, GSU	35			
	Yancy Moose, APP	2	2011	Kayla Suskauer, FUR	32			
	A.J. Street, GSU	2		Alexa Datko, CofC	32			
	Brooke Loudermilk, UTC	2	2012	Stephanie Saylor, CofC	34			
2008	Brooke Loudermilk, UTC	5	2013	Sarah Purvis, GSU	33			
2009	Megen Smith, GSU	4	2014	Raeanne Hanks, UNCG	35			
2010	Kandice Irwin, UTC	11	2015	Jordan Garrett, WCU	40			
2011	Kandice Irwin, UTC	8	2016	Lindsey Bert, FUR	34			
2012	Erica Navarette, UNCG	4	2017	Alicia Bazonski, UNCG	34			
	Amber Steinhart, WCU	4	2018	Lindsey Bert, FUR	38			
	Lakyn Shull, FUR	4	2019	Emily DeMonte, FUR	31			
2013	Meaghan Houston, FUR	5	2020	Morgan Smith, FUR	14			
2014	Lauren Collier, FUR	6	2021	Morgan Scott, UNCG	32			
2015	Taylor Sigmon, WCU	6	Complete games					
2016	Taylor Sigmon, WCU	8	Year	Name, school	CG			
2017	Stella Preston, MER	9	1994	Kim Currier, FUR	27			
2018	Lindsey Bert, FUR		1995	Amy Jakubowski, FUR	34			
2019	Lynn Gardner, MER	8	1996	Cristy Waring, MAR	35			
2020	Taylor Boling, ETSU	2	1997	Incomplete data				
2021	Bailey Tanner, FUR	4	1998	Christine Hornak, UNCG	29			
	Emily Barnett, SAM	4	1999	Aimee Littlejohn, GSU	27			
Shutouts			Innings pitched					
Year	Name, school	ShO	Year	Name, school	IP			
1994	Kim Currier, FUR	8	1994	Kim Currier, FUR	189.2			
1995	April Miller, UTC	10	1995	April Miller, UTC	279.2			
	Amy Jakubowski, FUR	10	1996	Cristy Waring, MAR	269.2			
1996	Cristy Waring, MAR	10	1997	Cristy Waring, MAR	291.1			
1997	Incomplete data		1998	Christine Hornak, UNCG	220.1			
1998	Amy Robertson, UTC	12	1999	Aimee Littlejohn, GSU	222.1			
1999	Talya Trudell, UTC	10	2000	Aimee Littlejohn, GSU	226.0			
2000	Chrissy Hacker, FUR	10	2001	Beth Alexander, UTC	220.1			
2001	Beth Alexander, UTC	10	2002	Beth Alexander, UTC	202.2			
2002	Beth Alexander, UTC	11	2003	Awbrey Winckler, UTC	259.1			
2003	Rachel Stern, CofC	11	2004	Lacey Swarthout, UTC	333.0			
2004	Lacey Swarthout, UTC	10	2005	Rachael Stern, CofC	283.1			
2005	Lacey Swarthout, UTC	11	2006	Ashley Frizzell, UTC	264.2			
2006	Melissa Laliberte, GSU	8	2007	Brooke Loudermilk, UTC	228.2			
2007	Brooke Loudermilk, UTC	8	2008	Lana Mackey, FUR	252.2			
2008	Terri Mesko, CofC	6	2009	Kayla Richardson, APP	204.1			
	Lana Mackey, FUR	6	2010	Brianna Streetmon, GSU	224.0			
	Amber Harrell, UNCG	6	2011	Kayla Suskauer, FUR	205.0			
2009	Brianna Streetmon, GSU	5	2012	Sarah Purvis, GSU	208.2			
2010	Brianna Streetmon, GSU	5	2013	Sarah Purvis, GSU	218.0			
2011	Alexa Datko, CofC	9	2014	Sarah Purvis, GSU	215.2			
2012	Stephanie Saylor, CofC	10	2015	Lindsey Bert, FUR	250.0			
2013	Sarah Purvis, GSU	9	2016	Lindsey Bert, FUR	224.0			
2014	Sarah Purvis, GSU	10	2017	Alicia Bazonski, UNCG	204.1			
2015	Kirsten Stevens, MER	9	2018	Lindsey Bert, FUR	259.0			
2016	Alicia Bazonski, UNCG	5	2019	Stephanie Bryden, UNCG	217.1			
	Mollie Hanson, SAM	5	2020	Bailey Tanner, FUR	82.2			
2017	Lindsey Bert, FUR	9	2021	Morgan Scott, UNCG	192.1			
2018	Lindsey Bert, FUR	14	Appearances					
2019	Stephanie Bryden, UNCG	6	Year	Name, school	App			
2020	Morgan Scott, UNCG	2	1998	Christine Hornak, UNCG	42			
2021	Jayne Eilers, WCU	6	1999	Kenzie Kohler, CofC	43			
Opp. batting average			2000	Amy Poole, UNCG	38			
Year	Name, school	Avg.	2001	Beth Alexander, UTC	47			
1994	April Miller, UTC	.200	2002	Beth Alexander, UTC	39			
			2003	Awbrey Winckler, UTC	46			
			2004	Lacey Swarthout, UTC	61			
			2005	Rachael Stern, CofC	53			
			2006	Ashley Frizzell, UTC	51			
			2007	Brooke Loudermilk, UTC	42			
			2008	Lana Mackey, FUR	45			
			2009	Brianna Streetmon, GSU	40			
			2010	Brianna Streetmon, GSU	43			
			2011	Cory Mattson, UNCG	40			
			2012	Jordan Garrett, WCU	46			
			2013	Taylor Deason, UTC	44			
			2014	Raeanne Hanks, UNCG	45			
			2015	Jordan Garrett, WCU	41			
			2016	Taylor Sigmon, WCU	49			
			2017	Alicia Bazonski, UNCG	40			
				Grey Adams, SAM	40			
				Lindsey Bert, FUR	43			
				Stephanie Bryden, UNCG	40			
				Morgan Smith, FUR	20			
TEAM BATTING								
Batting average								
Year	School	Avg.						
1994	Marshall	.275						
1995	Chattanooga	.288						
1996	Chattanooga	.308						
1997	Chattanooga	.308						
1998	Chattanooga	.361						
1999	Chattanooga	.302						
2000	UNCG	.260						
2001	Chattanooga	.281						
2002	Chattanooga	.292						
2003	College of Charleston	.303						
2004	College of Charleston	.309						

RECORD BOOK

YEARLY LEADERS - TEAM PITCHING

2007	Appalachian State	102
2008	UNCG	77
2009	Appalachian State	76
2010	Appalachian State	98
2011	College of Charleston	68
2012	Elon	81
2013	Elon	69
2014	Samford	60
2015	Mercer	89
2016	Mercer	76
2017	Mercer	110
2018	Furman	84
2019	Mercer	69
2020	Mercer	45
2021	Western Carolina	157

On-base percentage

Year	School	OB %
1994	Marshall	.342
1995	Chattanooga	.339
1996	Chattanooga	.359
1997	Incomplete data	
1998	Chattanooga	.422
1999	Chattanooga	.361
2000	UNCG	.307
2001	Chattanooga	.354
2002	Chattanooga	.364
2003	College of Charleston	.385
2004	College of Charleston	.393
2005	Chattanooga	.356
2006	Western Carolina	.381
2007	College of Charleston	.396
2008	Elon	.360
2009	College of Charleston	.368
2010	College of Charleston	.362
2011	Chattanooga	.422
2012	Chattanooga	.414
2013	UNCG	.365
2014	UNCG	.400
2015	UNCG	.405
2016	Samford	.384
2017	UNCG	.374
2018	UNCG	.376
2019	Chattanooga	.365
	Mercer	.365
2020	UNCG	.364
2021	UNCG	.394

Slugging percentage

Year	School	SLUG %
1994	Chattanooga	.360
1995	Chattanooga	.405
1996	Chattanooga	.431
1997	Incomplete data	
1998	Chattanooga	.483
1999	Chattanooga	.430
2000	UNCG	.328
2001	Chattanooga	.409
2002	Chattanooga	.415
2003	UNCG	.461
2004	College of Charleston	.478
2005	College of Charleston	.446
2006	Western Carolina	.476
2007	College of Charleston	.456
2008	Chattanooga	.419
2009	Georgia Southern	.435
2010	Elon	.430
2011	Chattanooga	.518
2012	Chattanooga	.564
2013	UNCG	.422
2014	UNCG	.487
2015	UNCG	.470
2016	Samford	.498
2017	UNCG	.449
2018	UNCG	.447
2019	UNCG	.438
2020	UNCG	.428
2021	UNCG	.543

Sacrifice bunts

Year	School	S
1994	Furman	51
1995	Chattanooga	52
1996	Furman	44
1997	Incomplete data	

1998	Chattanooga	53
1999	Chattanooga	59
2000	College of Charleston	80
2001	College of Charleston	76
2002	Chattanooga	83
2003	Chattanooga	90
2004	Furman	94
2005	Furman	65
2006	Furman	72
2007	Chattanooga	55
2008	Georgia Southern	79
2009	Furman	60
	Samford	60
2010	Elon	47
2011	College of Charleston	62
2012	College of Charleston	77
2013	College of Charleston	58
2014	Georgia Southern	36
2015	Western Carolina	35
2016	Chattanooga	42
2017	Mercer	55
2018	Chattanooga	56
	UNCG	56
2019	Chattanooga	53
2020	Chattanooga	22
2021	Chattanooga	44

Sacrifice flies

Year	School	SF
1994	Chattanooga	12
1995	Chattanooga	14
1996	Chattanooga	24
1997	Incomplete data	
1998	Chattanooga	22
1999	Chattanooga	17
2000	Chattanooga	12
2001	Chattanooga	13
	UNC Wilmington	13
2002	Chattanooga	8
	UNCG	8
2003	College of Charleston	17
2004	Chattanooga	15
	College of Charleston	15
2005	Chattanooga	14
	College of Charleston	14
2006	College of Charleston	15
2007	College of Charleston	18
2008	Chattanooga	12
	College of Charleston	12
2009	College of Charleston	13
2010	College of Charleston	15
2011	College of Charleston	24
2012	Chattanooga	20
2013	UNCG	16
2014	UNCG	12
2015	Chattanooga	18
2016	Mercer	13
	Western Carolina	13
2017	Mercer	18
2018	UNCG	15
2019	Chattanooga	20
2020	UNCG	7
2021	Mercer	11

TEAM PITCHING

ERA	Year	School	ERA
1.98	1994	Furman	1.98
1.84	1995	Chattanooga	1.84
1.68	1996	Marshall	1.68
1.58	1997	Chattanooga	1.58
1.82	1998	Chattanooga	1.82
1.42	1999	Georgia Southern	1.42
1.30	2000	Furman	1.30
1.24	2001	Chattanooga	1.24
1.50	2002	Chattanooga	1.50
1.43	2003	College of Charleston	1.43
1.78	2004	Georgia Southern	1.78
2.08	2005	College of Charleston	2.08
2.72	2006	Georgia Southern	2.72
2.47	2007	Chattanooga	2.47
2.22	2008	Georgia Southern	2.22
2.88	2009	Appalachian State	2.88
1.97	2010	Chattanooga	1.97
2.29	2011	College of Charleston	2.29

2012	Georgia Southern	1.68
2013	Furman	2.27
2014	Chattanooga	1.99
2015	Chattanooga	2.92
2016	Samford	3.22
2017	Furman	2.60
2018	UNCG	2.06
2019	Chattanooga	2.34
2020	Chattanooga	3.04
2021	ETSU	3.12

Wins

Year	School	Wins
1994	Furman	33
1995	Furman	32
1996	Marshall	38
1997	Marshall	36
1998	Chattanooga	47
1999	Chattanooga	48
2000	Chattanooga	47
2001	Chattanooga	49
2002	Chattanooga	44
2003	College of Charleston	45
2004	Chattanooga	45
2005	College of Charleston	53
2006	Western Carolina	41
2007	Chattanooga	35
2008	Chattanooga	41
2009	Georgia Southern	29
2010	Chattanooga	39
2011	Chattanooga	44
2012	Georgia Southern	42
2013	UNCG	38
2014	Samford	37
2015	Mercer	37
2016	Samford	40
2017	Furman	31
2018	UNCG	46
2019	Chattanooga	37
2020	UNCG	14
2021	UNCG	34

Strikeouts

Year	School	Ks
1994	Furman	344
1995	Furman	239
1996	Marshall	261
1997	Incomplete data	
1998	Furman	271
1999	Chattanooga	467
2000	Chattanooga	404
2001	Chattanooga	425
2002	Chattanooga	386
2003	Chattanooga	358
2004	Chattanooga	405
2005	Chattanooga	429
2006	Chattanooga	377
2007	Chattanooga	475
2008	Chattanooga	441
2009	Chattanooga	333
2010	Chattanooga	409
2011	Georgia Southern	335
	College of Charleston	335
2012	Georgia Southern	393
2013	Georgia Southern	396
2014	Georgia Southern	442
2015	Western Carolina	351
2016	Western Carolina	386
2017	Furman	301
2018	Furman	404
2019	UNCG	351
2020	UNCG	152
2021	UNCG	295

Saves

Year	School	Saves
1994	Furman	2
	Georgia Southern	2
1995	Marshall	4
1996	Chattanooga	3
1997	Incomplete data	
1998	Chattanooga	8
1999	Chattanooga	7
2000	Chattanooga	9
2001	Chattanooga	9

RECORD BOOK

INDIVIDUAL TOURNAMENT RECORDS

Individual game batting

Most at-bats: 6, Lyndsey Stiles (UTC) vs. UNCG, 2011; Christina Elmore (UNCW) vs. Furman, 2003

Most runs: 3, Ashlyn Barnes and Lexie Higgins (SAM) vs. Mercer, 2018; Caroline Cash (FUR) vs. Chattanooga, 2018; Seara Bishop (FUR) vs. Western Carolina, 2016; Natalie Shiver (MER) vs. UNCG, 2015; Michelle Fuzzard (UTC) vs. Elon, 2012; Kelsey Hodgson (CofC) vs. Samford, 2011; Sam Steiner (GSU) vs. College of Charleston, 2006; Melissa Ramirez (UTC) vs. ETSU, 2003; Sheryl Clark (ETSU) vs. College of Charleston, 2002; Leah Tucker (UTC) vs. College of Charleston, 1999; Jeanne Noble (MAR) vs. Furman, 1995; Julie Glaser (FUR) vs. Chattanooga, 1995

Most hits: 5, Tara Tembey (UTC) vs. College of Charleston, 2005

Most RBIs: 6, Amanda Beltran (UTC) vs. Western Carolina, 2016

Most doubles: 2, on 28 occasions: most recently, Amanda Beltran (UTC) vs. Furman, 2016; Katie Corum (UTC) vs. Furman, 2016; Seara Bishop (FUR) vs. Mercer, 2016; Callie Brister (SAM), 2016

Most triples: 1, on 45 occasions: most recently, Megan Lane (MER) vs. ETSU, 2019; Erica Hayes (WCU) vs. Samford, 2019; Hayleigh Weissenbach (UTC) vs. Mercer, 2019; Erica Hayes (WCU) vs. Chattanooga, 2019

Most home runs: 2, Kayleigh Willis (UNCG) vs. WCU (2021); Ashley Conner (UTC) vs. Samford, 2017; Amanda Beltran (UTC) vs. Western Carolina, 2016; Abbie Miranda (SAM) vs. UNCG, 2016; Lindsay Thomas (UNCG) vs. Georgia Southern, 2014; Lindsay Thomas (UNCG) vs. Elon, 2014; Lindsay Thomas (UNCG) vs. Samford, 2013; Shelby Scott (SAM) vs. UNCG, 2012; Tara Tembey (UTC) vs. Georgia Southern, 2008; Sam Steiner (GSU) vs. College of Charleston, 2006; Megan Borgaard (Elon) vs. ETSU, 2005; Lindsay Lane (ETSU) vs. College of Charleston, 2002

Most stolen bases: 3, Megan Rembielak (APP) vs. College of Charleston, 2011; Natalie Willis (APP) vs. Georgia Southern, 2005; Wendy Lewis (APP) vs. UNCG, 2004

Highest batting average (Min. 4 ABs): 1.000 (5-for-5), Tara Tembey (UTC) vs. College of Charleston, 2005; (4-for-4), Kasey Tydingco (UTC) vs. UNCG, 2011; Shanita Black (GSU) vs. Chattanooga, 2006; Stephanie Cushing (FUR) vs. Chattanooga, 2006

Most walks: 4, Katie Boyd (APP) vs. Furman, 2008

Individual game pitching

Most innings pitched: 11.0, Sarah Purvis (GSU) vs. UNCG, 2013; Brooke Red (GSU) vs. CofC, 2013; Terri Mesko (CofC) vs. Appalachian State, 2007

Fewest hits (min. 7 inn.): 0, Mollie Hanson (SAM) vs. UNCG, 2016; Kirsten Stevens (MER) vs. FUR, 2015; Sarah Purvis (GSU) vs. Elon, 2014

Most strikeouts: 15, Katie Henderson (UTC) vs. Appalachian State, 2014; Allie Miles (GSU) vs. Appalachian State, 2011

Fewest walks (min. 7 inn.): 0, on 38 occasions: most recently, Taylor Boling (ETSU) vs. Mercer, 2019; Lindsey Bert (FUR) vs. ETSU, 2018; Lindsey Bert (FUR) vs. Samford, 2018; Alicia Bazonski (UNCG) vs. Mercer, 2017

Most consecutive scoreless innings: 11.0, Lindsey Fadnek (ETSU), 2017

Individual tournament batting

Most at-bats: 27, Tara Tembey (UTC), 2008; Lindsey Hopkins (GSU), 2007

Most hits: 13, Seara Bishop (FUR), 2016; Shanita Black (GSU), 2006

Most runs: 8, Seara Bishop (FUR), 2016

Most doubles: 3, Halie Williamson (UTC), 2019; Seara Bishop (FUR), 2016; Abbie Miranda (SAM), 2015; Lexi Allen (GSU), 2013; Amanda Lonergan (CofC), 2012; Heather Smith (GSU), 2007; Amber Nelson (FUR), 2005; Melissa Ramirez (UTC), 2005; Melissa Creeger (CofC), 2003; Allison DeVries (UTC), 1999; Allison DeVries (UTC), 1997

Most triples: 2, Erica Hayes (WCU), 2019; Amelia Griffin (WCU), 2014; Melissa Ramirez (UTC), 2005; Shanita Black (GSU), 2005;

Most home runs: 5, Lindsay Thomas (UNCG), 2014

Most RBIs: 12, Candace Johnson (FUR), 2016

Highest batting average (Min. 10 AB): .733 (11-for-15), Melissa Ramirez (UTC), 2003

Most stolen bases: 7, Shanita Black (GSU), 2006

Most walks: 11, Gina Sterchi (GSU), 2006

Individual tournament pitching

Most appearances: 7, Brooke Loudermilk (UTC), 2008; Logan Free (GSU), 2007

Most wins: 5, Brooke Loudermilk (UTC), 2008

Most innings pitched: 35.2, Brooke Loudermilk (UTC), 2008

Lowest ERA (min. 7 inn.): 0.00, Annalyn Yantis (SAM), 2019 (7.0 IP); Awbrey Winckler (UTC), 2003 (25.0 IP); Kayla Richardson (APP), 2009 (17.1 IP); Tayla Trudell (UTC), 2001 (14.0 IP); Rachel Henley (FUR), 2003 (11.1 IP); Brooke Red (GSU), 2013 (11.0 IP); Amber Watson (UNCG), 2003 (10.0 IP); Janice Savage (GSU), 2003 (9.1 IP); A.J. Street (GSU), 2005 (7.0 IP); Jennifer Miller (GSU), 1999 (7.0 IP)

Fewest hits (min. 7 inn.): 2, Logan Free (GSU), 2004 (7.0 IP)

Most strikeouts: 48, Brooke Loudermilk (UTC), 2008 (35.2 IP)

Fewest walks (min. 7 inn.): 0, Mollie Hanson (SAM), 2016 (22.0 IP); Amber Harrell (UNCG), 2010 (19.0 IP); Logan Free (GSU), 2004 (7.0 IP); Brooke Red (GSU), 2013 (11.0 IP)

Most consecutive scoreless innings: 24.2, Raeanne Hanks (UNCG), 2013

Most saves: 2, Stella Preston (MER), 2017; Megan Smith (GSU), 2008; Tayla Trudell (UTC), 2000

RECORD BOOK

TEAM TOURNAMENT RECORDS

Team game batting

- Most at-bats:** 44, Chattanooga vs Georgia Southern, 1996 (9 inn.)
- Most runs:** 15, College of Charleston vs. Appalachian State, 2003
- Most hits:** 20, Chattanooga vs. UNCG, 2011
- Most hits by a losing team:** 15, UNC Wilmington vs. UNCG, 2000
- Most runs by a losing team:** 8, Chattanooga vs. Samford 9, 2017
- Most doubles:** 6, Furman vs. Georgia Southern, 2009
- Most triples:** 2, Chattanooga vs. College of Charleston, 2005
- Most home runs:** 6, UNCG vs. Western Carolina, 2021
- Most RBIs:** 12, UNCG vs. Samford, 2013; Chattanooga vs. UNCG, 2011; College of Charleston vs. Appalachian State, 2003
- Most stolen bases:** 7, Appalachian State vs. UNCG, 2004
- Most walks:** 8, Furman vs. Western Carolina, 2017; Samford vs. Chattanooga, 2017; Chattanooga vs. Western Carolina, 2016
- Most left on base:** 14, Elon vs. UNCG, 2014

Team game pitching

- Most innings pitched:** 11.0, Georgia Southern vs. College of Charleston, 2013; Georgia Southern vs. UNCG, 2013; College of Charleston vs. Appalachian State, 2007; Furman vs. UNC Wilmington, 2003; UNC Wilmington vs. Furman, 2003; Chattanooga vs Georgia Southern, 1996
- Most strikeouts:** 15, Chattanooga vs. Appalachian State, 2014; Georgia Southern vs. Appalachian State, 2011
- Most consecutive scoreless innings:** 11.0, Georgia Southern vs. UNCG, 2013
- Fewest hits:** 0, Mercer vs. Furman, 2015 (7 inn.); Georgia Southern vs. Elon, 2014 (7 inn.); Chattanooga vs. College of Charleston, 1999 (5 inn.); Samford vs. UNCG, 2016 (7 inn.)

Team tournament batting

- Most at-bats:** 208, Georgia Southern, 2007
- Most hits:** 60, Chattanooga, 2008
- Most runs:** 34, Chattanooga, 2008
- Most doubles:** 12, College of Charleston, 2012
- Most triples:** 3, Chattanooga, 2005
- Most home runs:** 10, Georgia Southern, 2012
- Most RBIs:** 34, Chattanooga, 2008
- Most stolen bases:** 16, Appalachian State 2004
- Most walks:** 31, Georgia Southern, 2006

Team tournament pitching

- Best ERA:** 0.00, Furman, 1998 (0 ER/12.0 inn)
- Fewest runs allowed:** 1, Chattanooga, 2001; Chattanooga, 1997; Furman, 1994
- Most complete games:** 5, Mercer, 2015; Georgia Southern, 2013; Georgia Southern, 2006
- Most strikeouts:** 57, Chattanooga, 2008
- Most consecutive scoreless innings:** 24.2, Chattanooga, 2001
- Most saves:** 2, Mercer, 2017; Georgia Southern, 2008; Chattanooga, 2000
- Most shutouts pitched:** 4, Chattanooga, 2000

Tournament game - two teams

- Most runs:** 18, ETSU vs. College of Charleston, 2002
- Most hits:** 24, Elon vs. UNCG, 2010
- Fewest runs:** 1, on 15 occasions, most recently, Samford vs. Furman, 2018; Western Carolina vs. Furman, 2018
- Fewest hits:** 4, Furman vs. College of Charleston, 2005
- Most doubles:** 7, Furman vs. Georgia Southern, 2009; Georgia Southern vs. College of Charleston, 2008
- Most triples:** 3, Chattanooga vs. College of Charleston, 2005
- Most home runs:** 7, UNCG vs. Western Carolina, 2021

Miscellaneous game

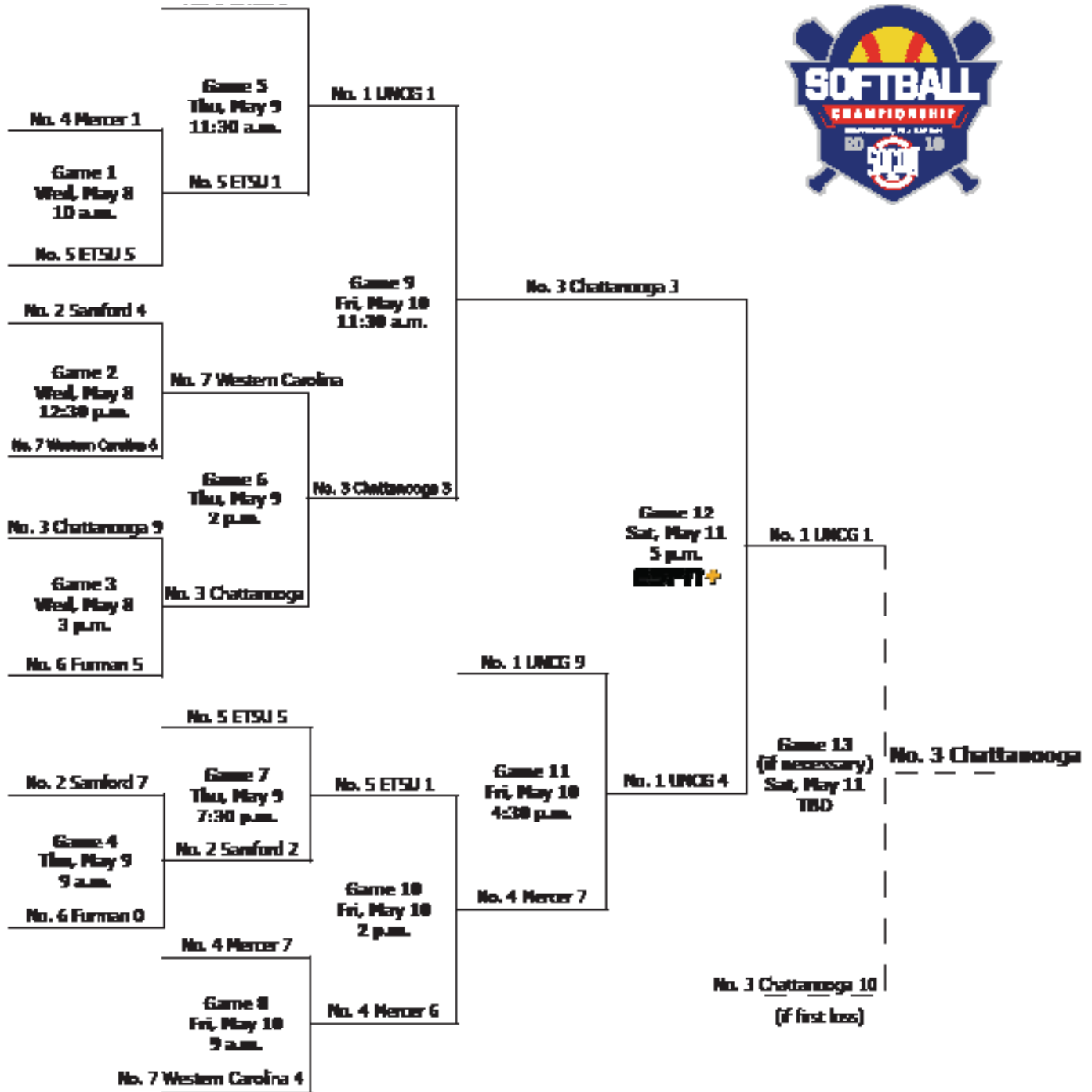
- Longest game:** 11 innings, UNCG vs. Georgia Southern, 2013; College of Charleston vs. Appalachian State, 2007; Furman vs. UNC Wilmington, 2003; Chattanooga vs. Georgia Southern, 1996
- Most runs scored-one inning:** 13, College of Charleston vs. Appalachian State, 2003
- Largest margin of victory:** 14, College of Charleston (15) vs. Appalachian State (1), 2003
- Largest deficit overcome for victory:** 5, UNCG vs. Mercer, 2019; Mercer vs. Western Carolina, 2018
- Largest deficit overcome for victory in 7th inning:** 4 runs, College of Charleston vs. Chattanooga, 2005
- Most double plays turned:** 4, Chattanooga vs. Western Carolina; Furman vs. Georgia Southern, 1994

Miscellaneous tournament

- Most double plays turned:** 7, Georgia Southern, 2007
- Most home runs:** 41, 2012 Championship in Boone, N.C.

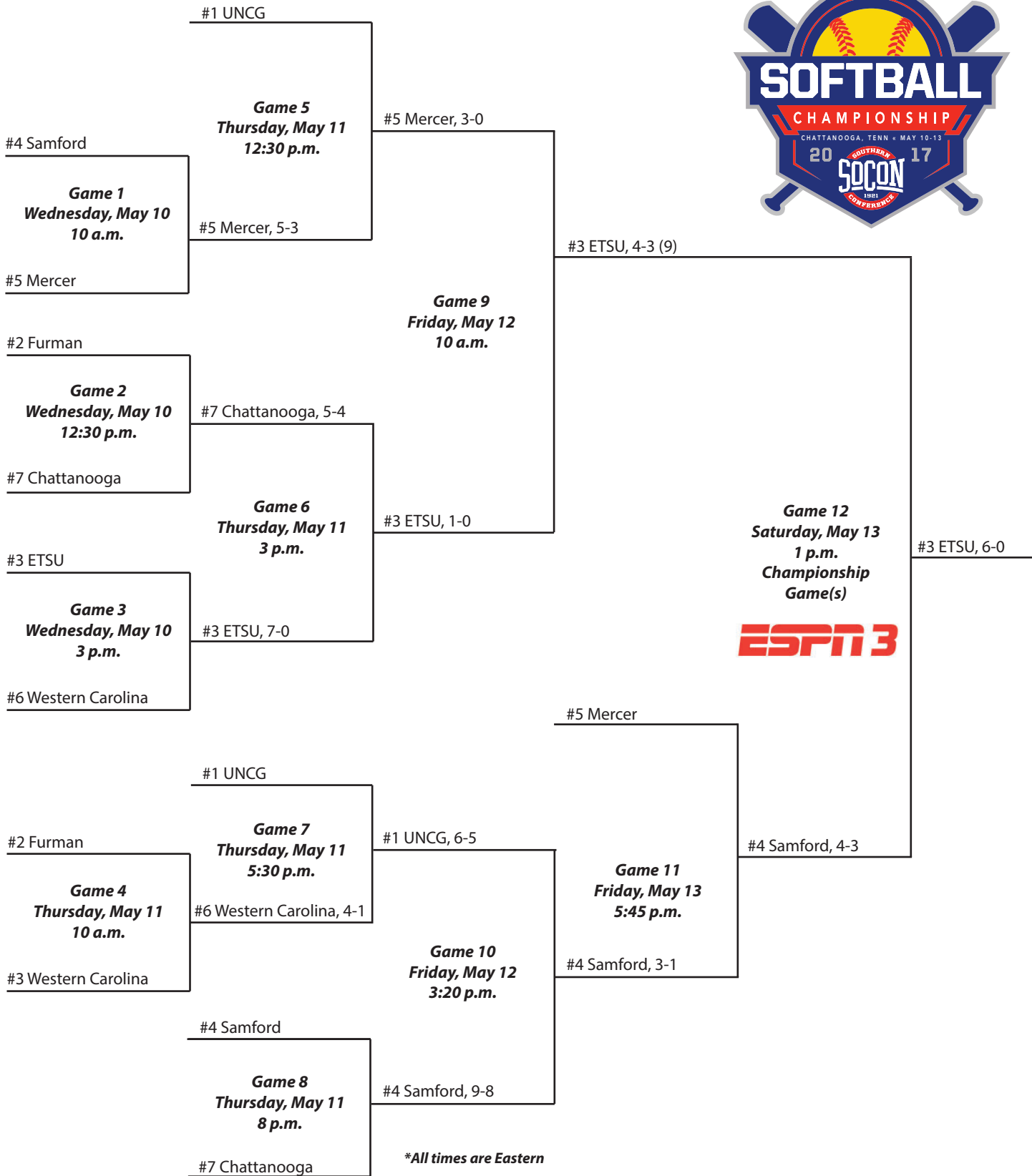
2019 Championship

Frost Stadium • Chattanooga, Tenn.




2017 Championship

Frost Stadium • Chattanooga, Tenn.



2016 Championship

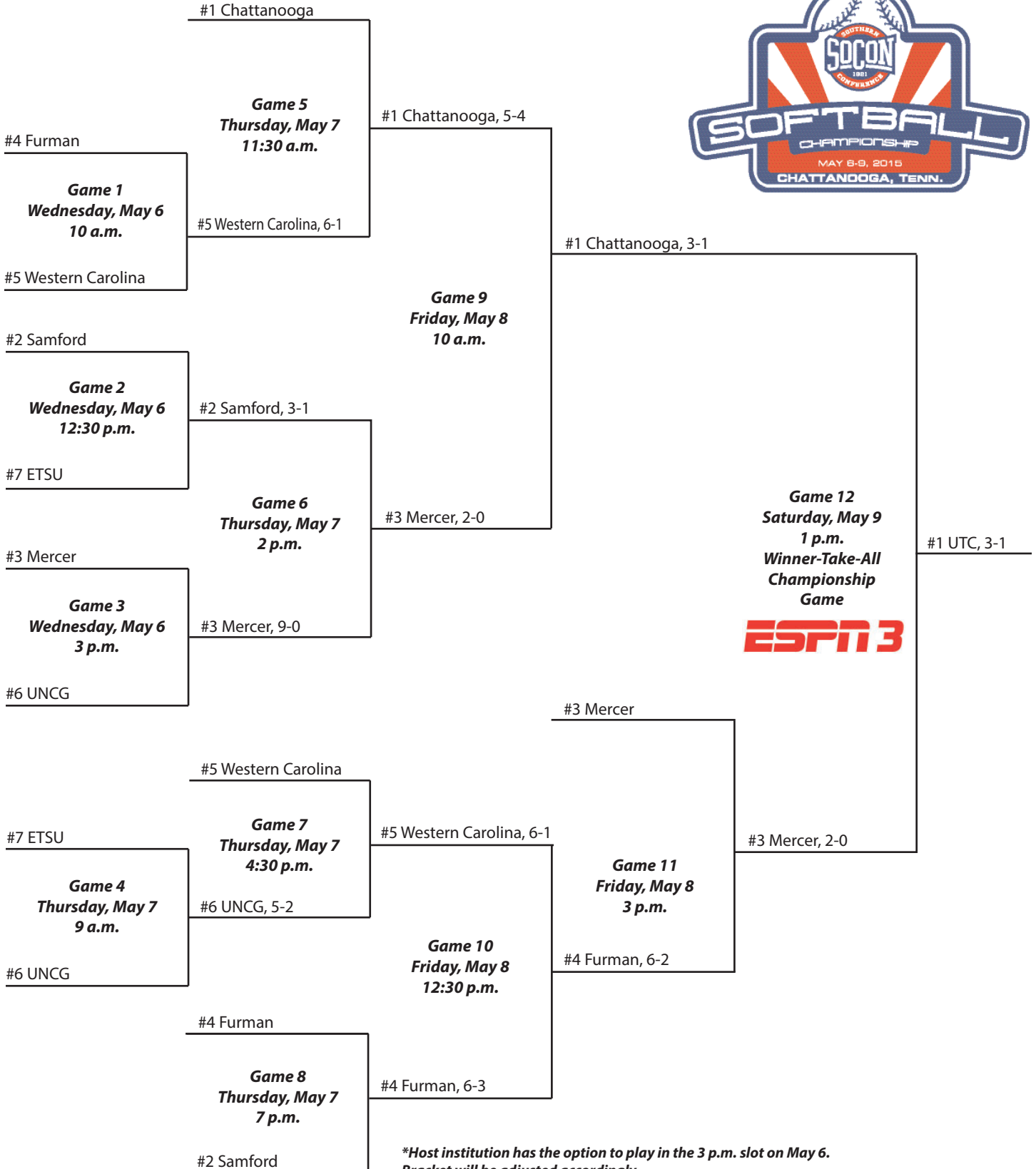
UNCG Softball Stadium • Greensboro, N.C.



*All times are Eastern
 *If-necessary Game 13 was not needed

2015 Championship

Jim Frost Softball Complex • Chattanooga, Tenn.

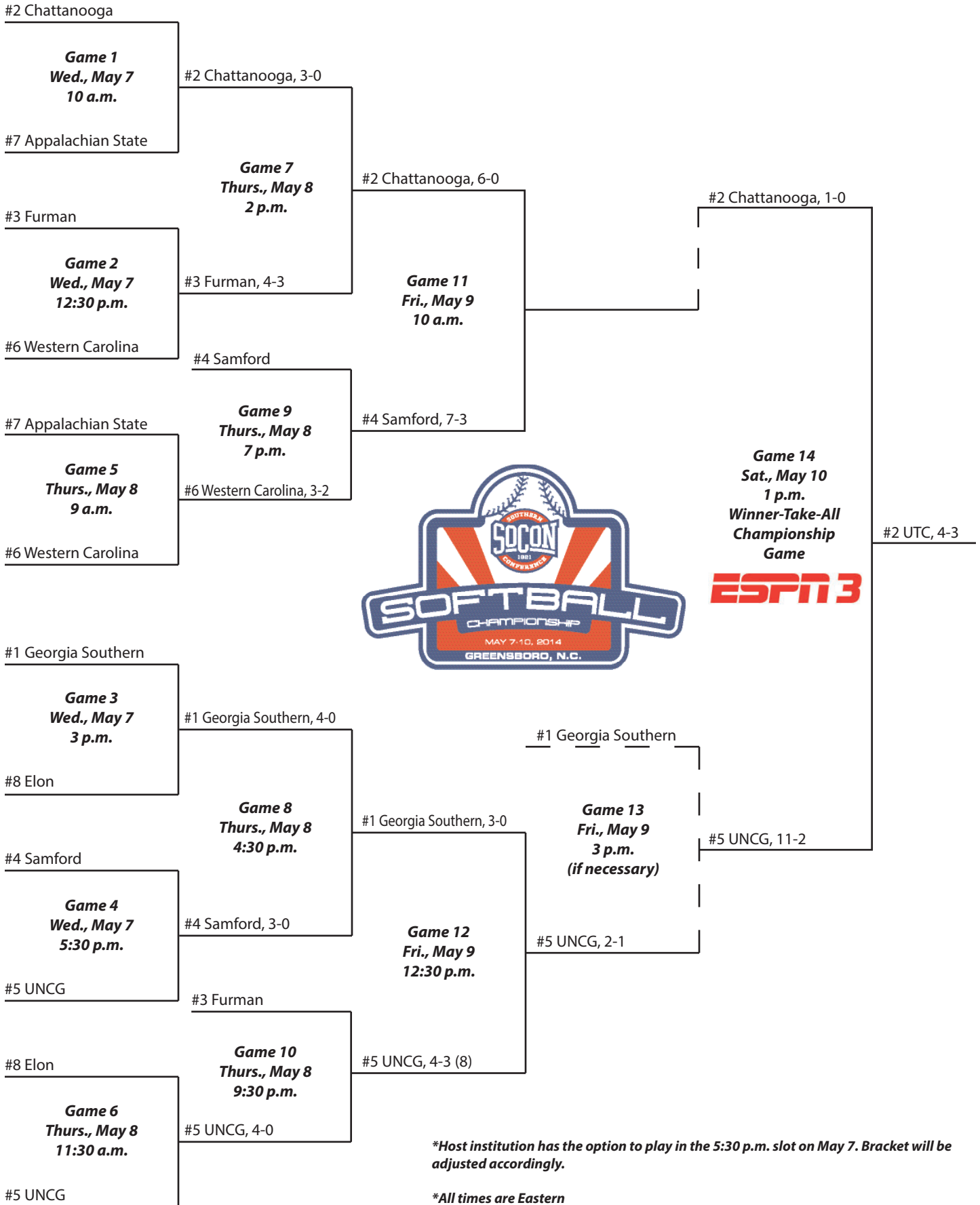


**Host institution has the option to play in the 3 p.m. slot on May 6. Bracket will be adjusted accordingly.*

**All times are Eastern*

2014 Championship

UNCG Softball Stadium • Greensboro, N.C.



2013 Championship

UNCG Softball Stadium • Greensboro, N.C.

#2 College of Charleston

Game 2
Wed., May 8, 2013
12 p.m.

#7 Western Carolina

#7 Western Carolina, 3-1

Game 8
Thurs., May 9, 2013
2 p.m.

#3 Georgia Southern

Game 3
Wed., May 8, 2013
2:30 p.m.

#6 Chattanooga

#3 Georgia Southern, 6-2

Game 10
Thurs., May 9, 2013
7 p.m.

#2 College of Charleston

Game 6
Thurs., May 9, 2013
9 a.m.

#6 Chattanooga

#1 Appalachian State

Game 10
Thurs., May 9, 2013
7 p.m.

#2 Coll. of Charleston, 5-3

#3 Georgia Southern, 6-0

Game 12
Fri., May 10, 2013
10 a.m.

#2 CofC, 2-0 (10)

#3 Georgia Southern

Game 14
Fri., May 10, 2013
3 p.m.
(if necessary)

#2 Coll. of Charleston, 3-2

#3 Georgia Southern, 3-2 (11)

Game 15
Sat., May 11, 2013
1 p.m.
Winner-Take-All
Championship
Game

#3 GSU,
1-0 (11)



#1 Appalachian State

Game 4
Wed., May 8, 2013
5 p.m.

#9 Samford, 8-0

#1 Appalachian State, 3-2 (10)

Game 9
Thurs., May 9, 2013
4:30 p.m.

#4 UNCG

Game 5
Wed., May 8, 2013
7:30 p.m.

#5 Furman

#4 UNCG, 1-0

Game 11
Thurs., May 9, 2013
9:30 p.m.

#9 Samford

Game 7
Thurs., May 9, 2013
11:30 a.m.

#5 Furman

#7 Western Carolina

Game 11
Thurs., May 9, 2013
9:30 p.m.

#9 Samford, 1-0

#4 UNCG, 3-0

Game 13
Fri., May 10, 2013
12:30 p.m.

#9 Samford, 8-0

#4 UNCG, 12-2

#8 Elon

Game 1
Wed., May 8, 2013
9 a.m.
Single Elimination Game

#9 Samford

**Host institution has the option to play in the 7:30 p.m. slot on May 8 (unless the 8 or 9 seed). Bracket will be adjusted accordingly.*

**All times are Eastern*

2012 Championship

Sywassink/Lloyd Family Stadium • Boone, N.C.

May 9

May 10

May 11

May 12

#2 Chattanooga

Game 2
12 p.m.

#2 Chattanooga, 8-1

#7 Elon

Game 8
5 p.m.

#2 Chattanooga, 6-1

#3 College of Charleston

Game 3
2 p.m.

#3 Coll. of Charleston, 6-2

#6 Western Carolina

Game 12
3 p.m.



#1 Georgia Southern

Game 4
5 p.m.

#1 Georgia Southern, 3-0

#8 Furman

Game 1
10 a.m.
Single Elimination

#9 Samford, 3-2

#9 Samford

Game 9
7 p.m.

#1 Georgia Southern, 6-0

#4 UNCG

Game 5
May 10, 10 a.m.

#5 Appalachian State, 6-2

#5 Appalachian State

Game 15
1:30 p.m.



#3 Coll. of Charleston, 4-3

May 10

May 11

May 12

#5 Appalachian State

Game 11
12 p.m.

#7 Elon, 4-0

#2 Chattanooga

Game 16
30 minutes after
the completion of
Game 15
(if necessary)

#1 GSU, 6-2



#7 Elon

Game 6
12 p.m.

#7 Elon, 7-3

Game 14
11 a.m.

#3 Coll. of Charleston, 7-6

#6 Western Carolina

Game 13
5 p.m.

#3 Coll. of Charleston, 4-2

#1 Georgia Southern

#3 College of Charleston

Game 10
10 a.m.

#3 Coll. of Charleston, 6-3

#9 Samford

Game 7
2 p.m.

#4 UNCG, 6-5

#4 UNCG

• **TIMES ARE SUBJECT TO CHANGE**
• *Host institution has the option to play in the 7 p.m. slot on May 9.*

2011 Championship

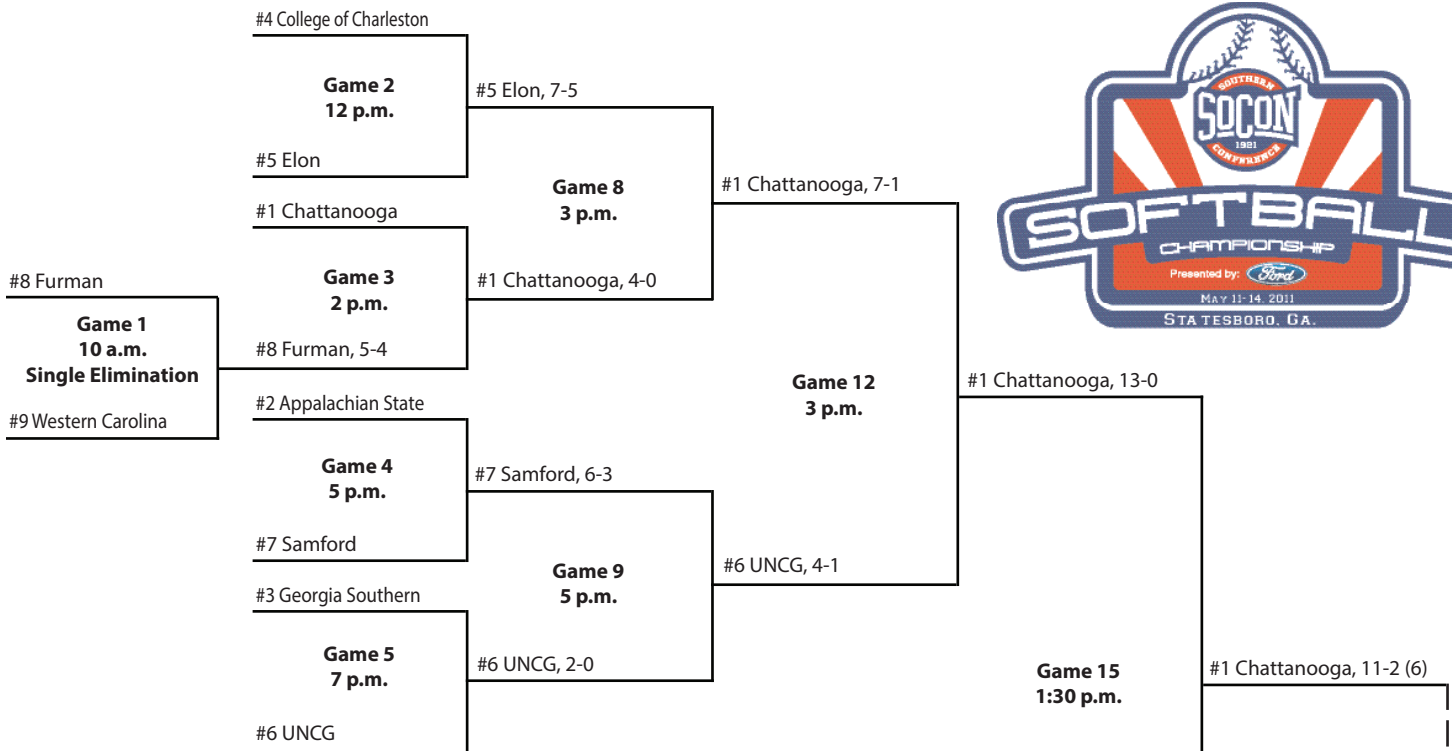
Eagle Field at the Softball Complex • Statesboro, Ga.

May 11

May 12

May 13


May 14



May 12

May 13

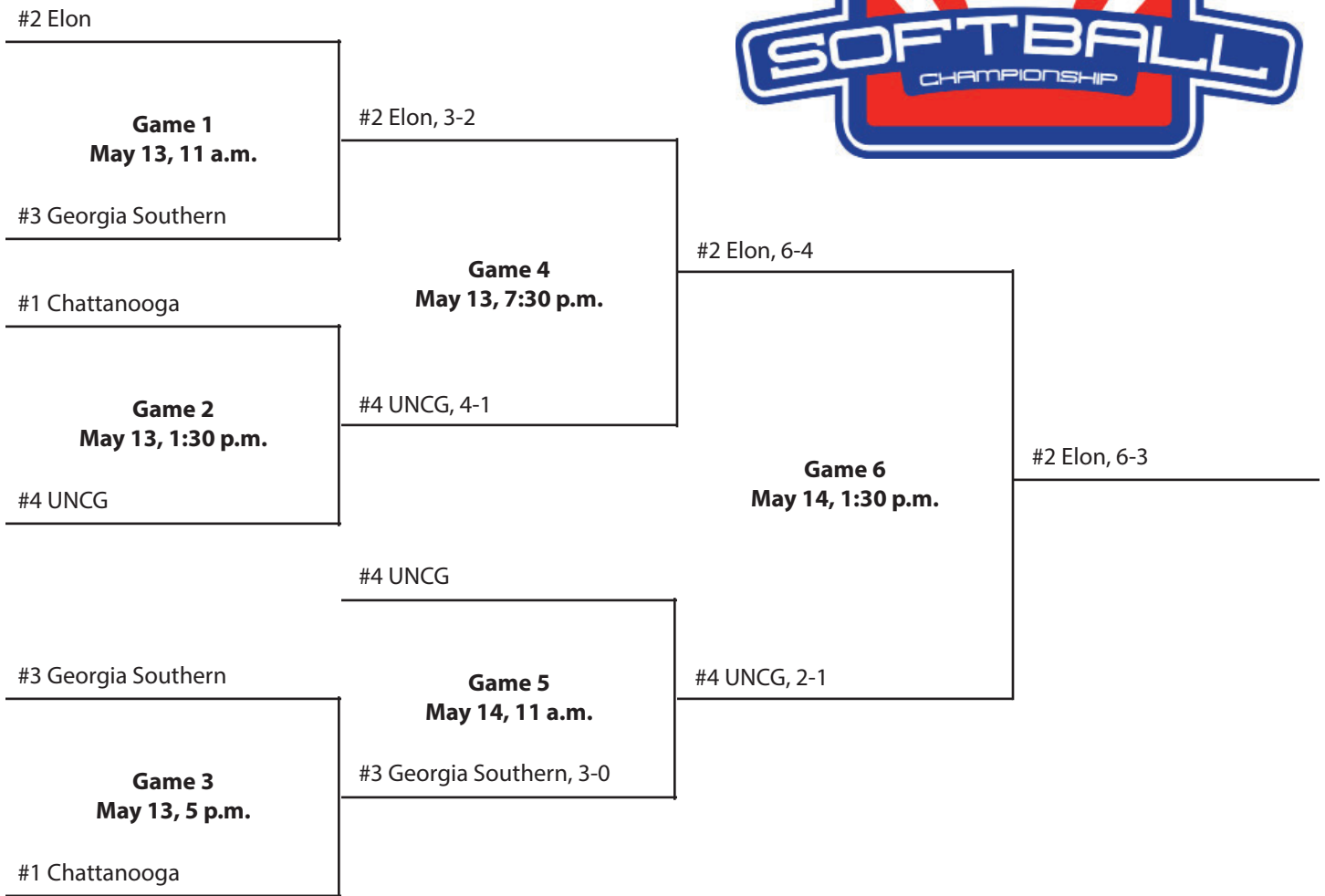
May 14



• TIMES ARE SUBJECT TO CHANGE
• Host institution has the option to play in the 7 p.m. slot on May 11.

2010 Championship

Jim Frost Softball Complex • Chattanooga, Tenn.



2009 Championship

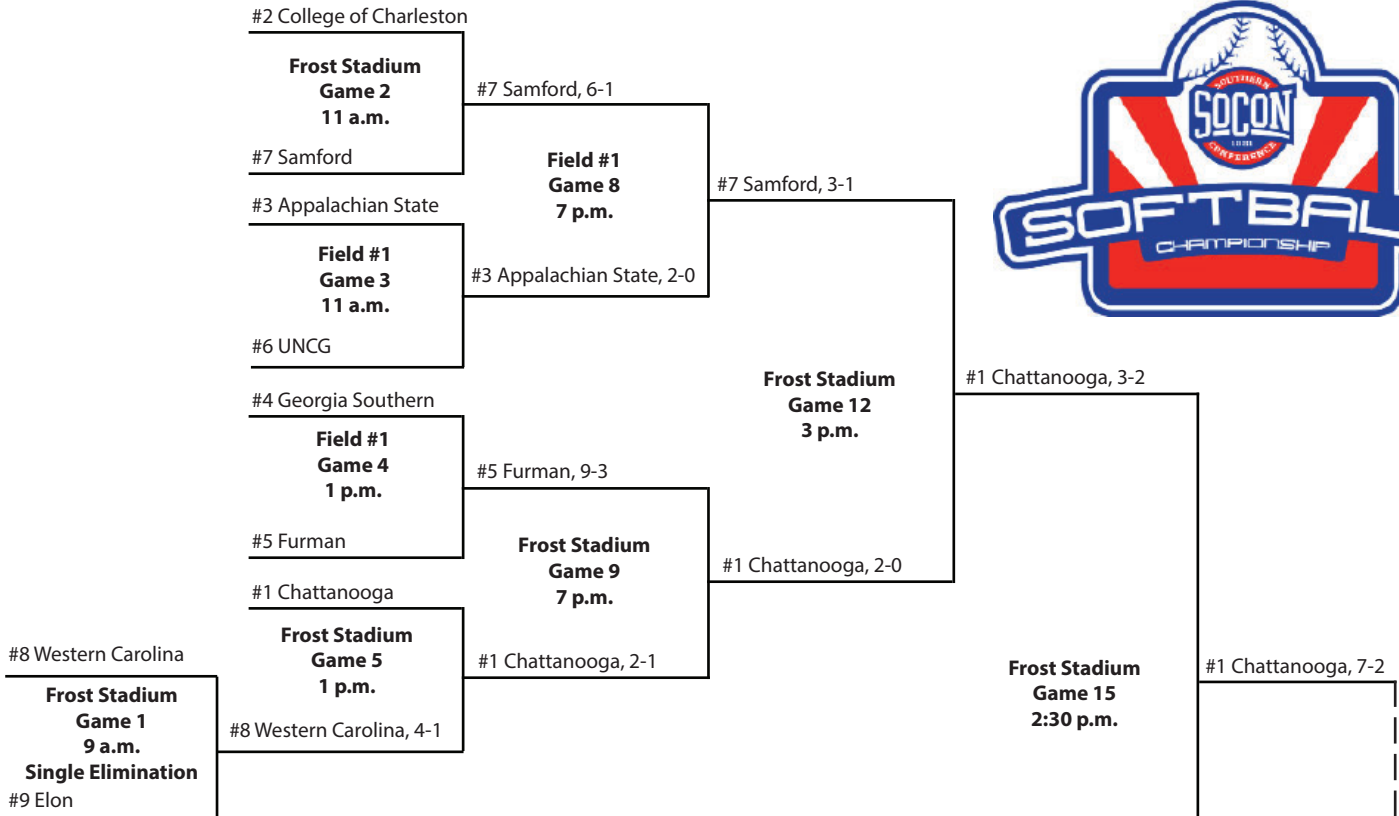
Jim Frost Softball Complex • Chattanooga, Tenn.

May 7

May 7

May 8

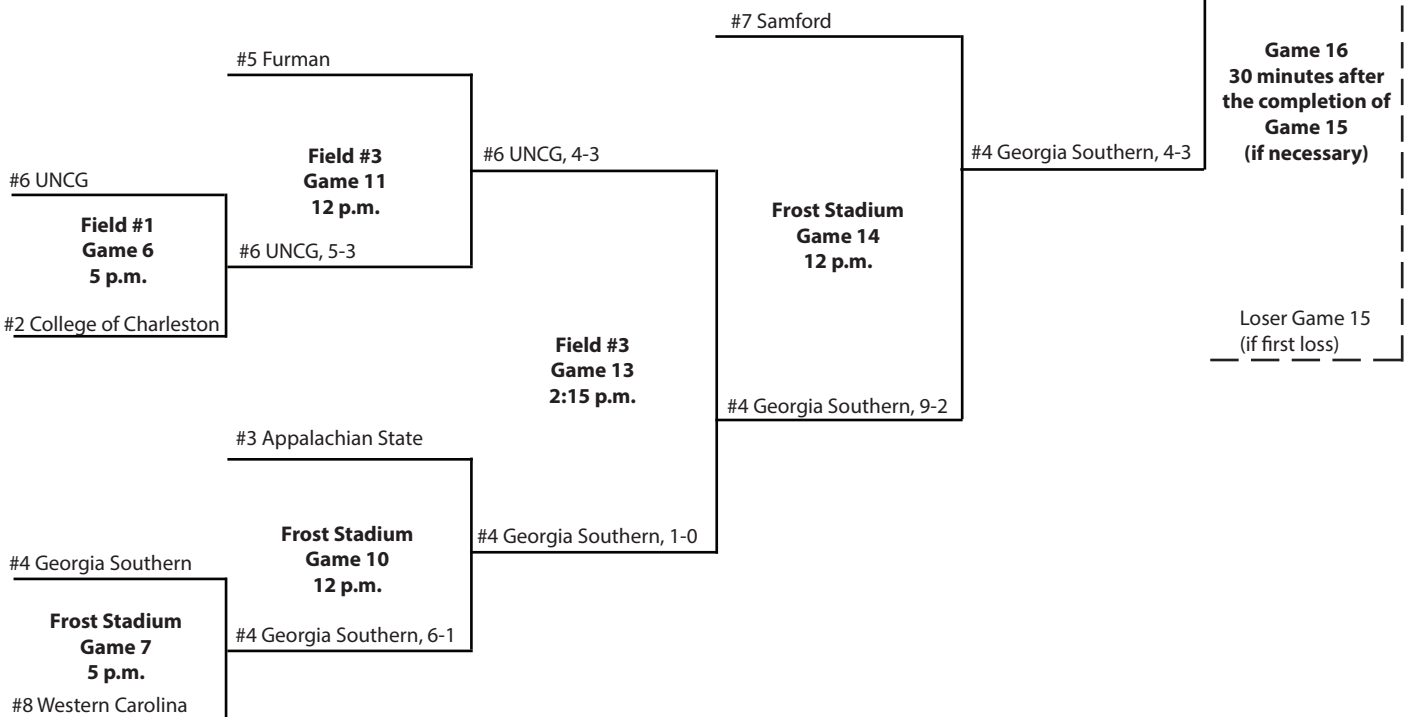
May 9



May 7

May 8

May 9



•ALL TIMES ARE EASTERN
•TIMES ARE SUBJECT TO CHANGE

2008 Championship

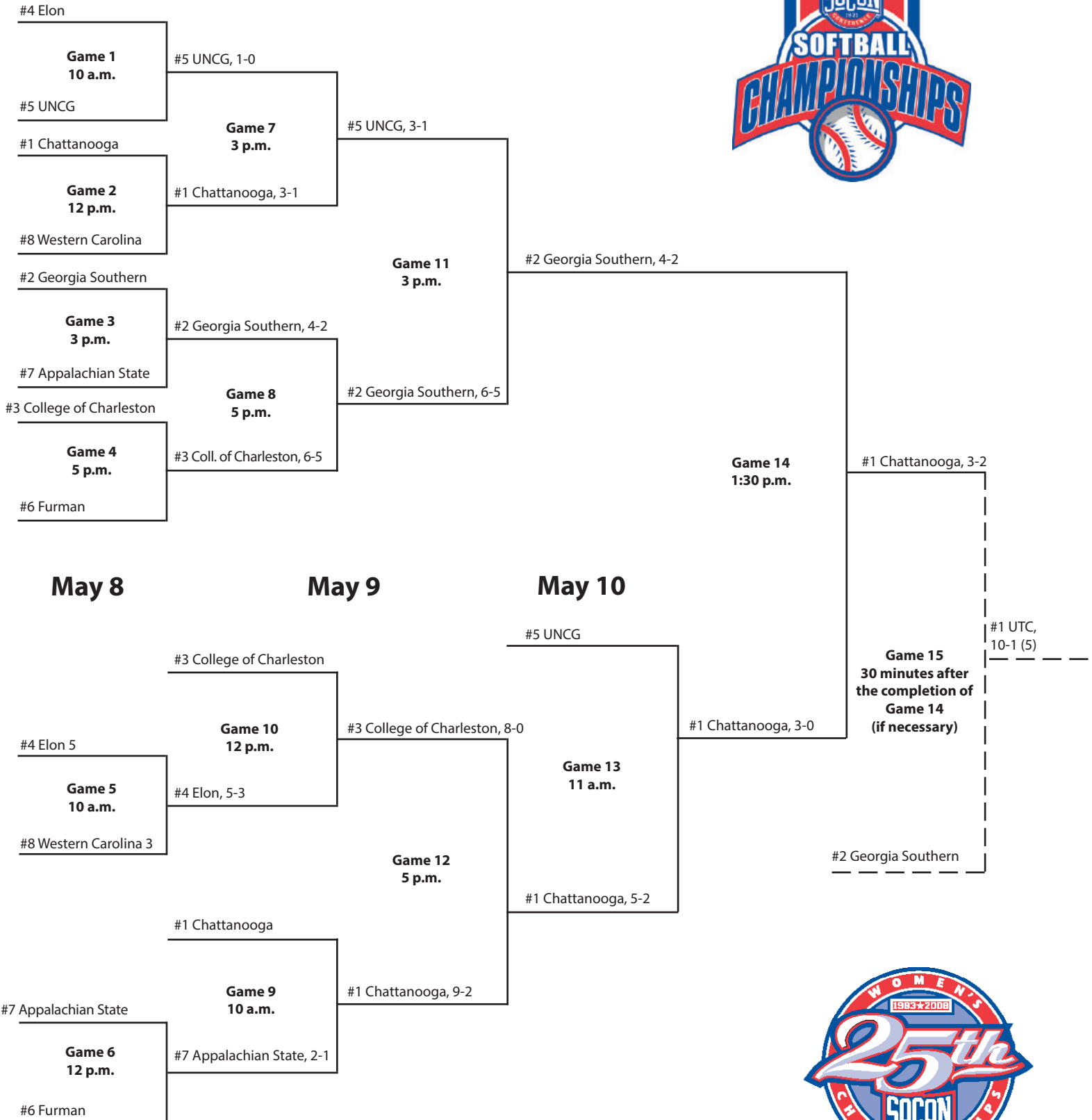
Patriots Point Athletic Complex • Mt. Pleasant, S.C.

May 7

May 8

May 9

May 10



2007 Championship

Jim Frost Softball Complex • Chattanooga, Tenn.

May 9

May 10

May 11

May 12



#2 College of Charleston

Game 1
10 a.m.
#7 Furman

#3 Appalachian State
Game 2
12 p.m.
#6 Elon 2

#4 Georgia Southern
Game 3
3 p.m.
#5 Western Carolina

#1 Chattanooga
Game 4
5 p.m.
#8 UNCG

#7 Furman, 12-5

Game 7
3 p.m.
#6 Elon, 2-1

#5 Western Carolina, 2-0
Game 8
5 p.m.

#8 UNCG, 2-1

#7 Furman, 7-1

Game 11
3 p.m.
#5 Western Carolina, 1-0

#7 Furman, 4-2

Game 14
1:30 p.m.

#4 Georgia Southern, 4-1

May 10

May 11

May 12

#2 College of Charleston

Game 5
10 a.m.
#3 Appalachian State

#4 Georgia Southern
Game 6
12 p.m.
#1 Chattanooga

#8 UNCG
Game 10
12 p.m.
#2 CofC, 4-2 (11)

#6 Elon
Game 9
10 a.m.
#4 Georgia Southern, 9-4

#8 UNCG, 10-0
Game 12
5 p.m.
#4 Georgia Southern, 4-1

#5 Western Carolina

Game 13
11 a.m.
#4 Ga. Southern, 3-2

#4 GSU, 3-2

Game 15
4 p.m.
(if necessary)

#7 Furman, 3-2 (9)

#7 Furman

TIMES ARE SUBJECT TO CHANGE

2006 Championship

Jim Frost Softball Complex • Chattanooga, Tenn.

May 10

May 11

May 12

May 13

#4 Chattanooga

Game 1
10 a.m.

#4 Chattanooga, 5-1

#5 Appalachian State

#1 Western Carolina

Game 7
3 p.m.

#4 Chattanooga, 2-0

Game 2
12 p.m.

#8 UNCG, 5-3

#8 UNCG

#2 College of Charleston

Game 11
3 p.m.

#7 Furman, 3-2

Game 3
3 p.m.

#7 Furman, 4-1

#7 Furman

Game 8
5 p.m.

#7 Furman, 7-6

#3 Georgia Southern

Game 4
5 p.m.

#6 Elon, 4-2

#6 Elon



Game 14
1:30 p.m.

#3 Ga. Southern, 3-2

May 11

May 12

May 13

#6 Elon

Game 10
12 p.m.

#5 Appalachian State, 2-1

#5 Appalachian State

#5 Appalachian State, 1-0

Game 5
10 a.m.

#1 Western Carolina

Game 12
5 p.m.

#4 Chattanooga

Game 13
11 a.m.

#3 GSU, 4-1

If Necessary
Game 15
4 p.m.

#3 GSU, 4-0

Furman

#8 UNCG

Game 9
10 a.m.

#3 Ga. Southern, 2-0

#2 College of Charleston

#3 Ga. Southern, 11-2

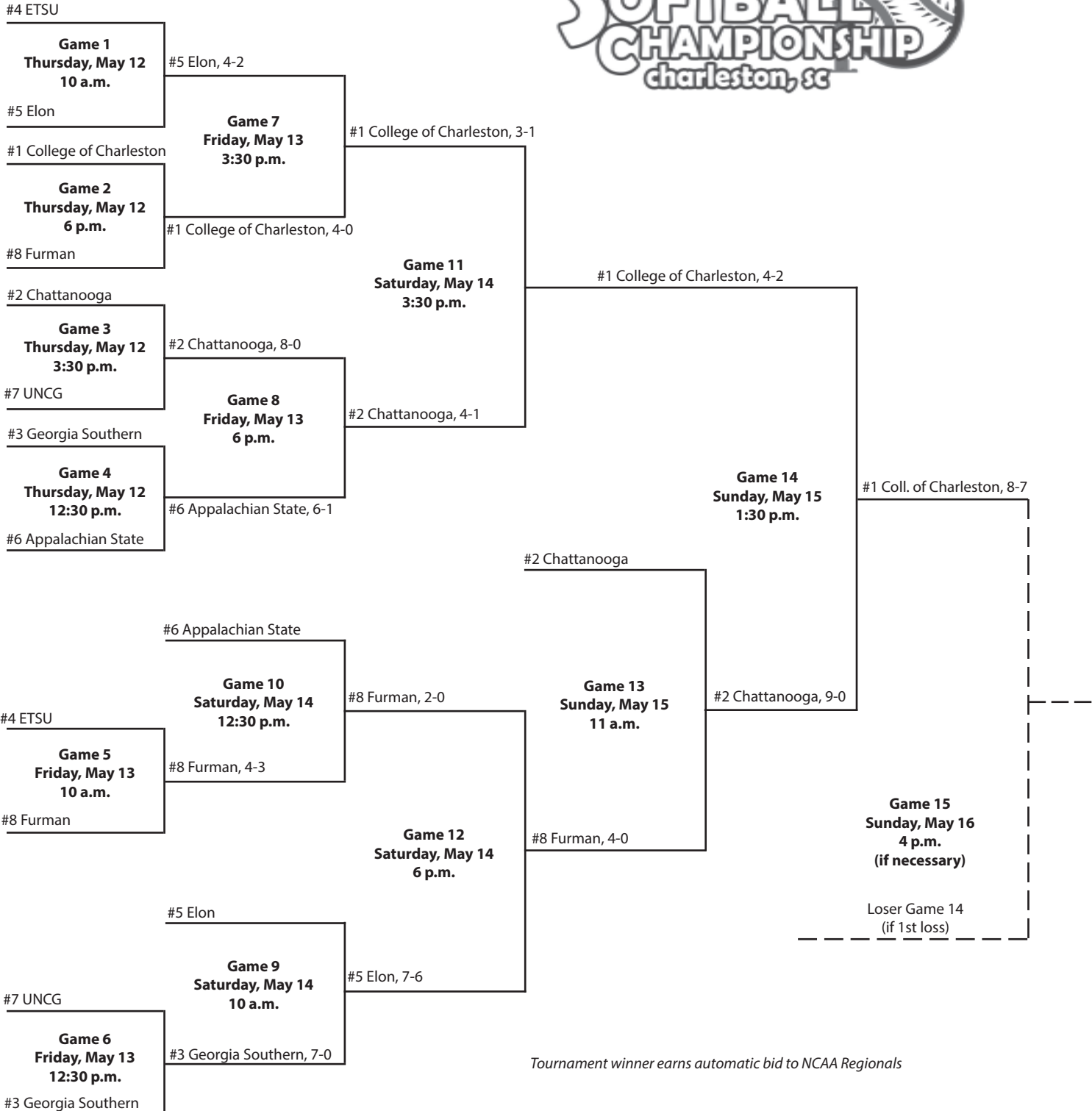
Game 6
12 p.m.

#3 Georgia Southern

TIMES ARE SUBJECT TO CHANGE

2005 Championship

Patriots Point Athletic Complex • Charleston, S.C.



Tournament winner earns automatic bid to NCAA Regionals

2004 Championship

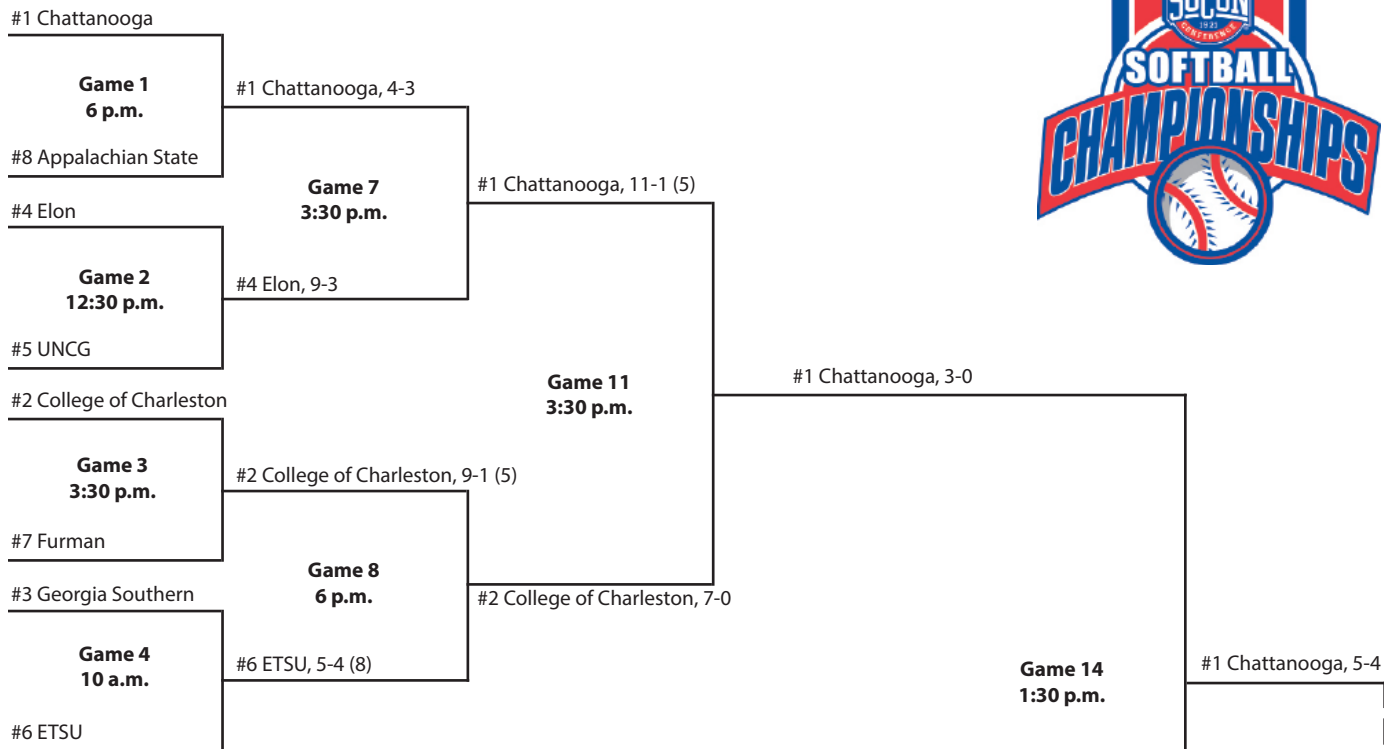
Jim Frost Stadium • Chattanooga, Tenn.

May 13

May 14

May 15

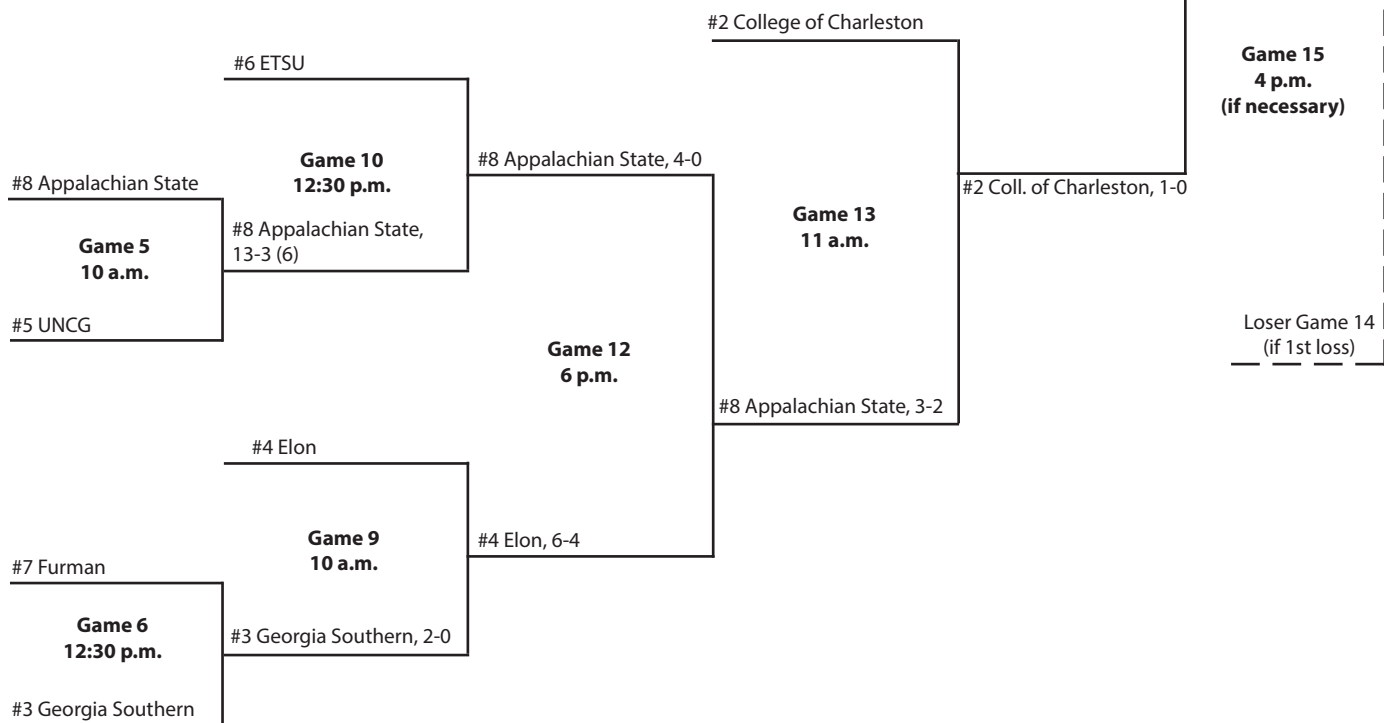
May 16



May 14

May 15

May 16





2003 Championship

Jim Frost Stadium • Chattanooga, Tenn.

May 8

May 9

May 10



#4 Georgia Southern

Game 1
10 a.m.
Frost

#5 ETSU, 4-2

#5 ETSU

#1 College of Charleston

Game 2
4:45 p.m.
Frost

Game 7
10 a.m.
Frost

#5 ETSU, 5-3 (10)

#1 College of Charleston, 15-1

#8 Appalachian State

#2 UNCG

Game 3
12:15 p.m.
Frost

#2 UNCG, 5-0

Game 11
2:30 p.m.
Frost

#3 Chattanooga, 8-0

#7 UNC Wilmington

#3 Chattanooga

Game 4
2:30 p.m.
Frost

Game 8
12:15 p.m.
Frost

#3 Chattanooga, 3-1 (9)

#3 Chattanooga, 5-0

#6 Furman

Game 14
12:15 p.m.
Frost

#5 ETSU, 1-0

Game 15
2:30 p.m.
Frost
(if necessary)

#2 UNCG

#5 ETSU

#3 UTC, 10-1

#4 Georgia Southern

Game 5
7 p.m.
Frost

Game 10
2:30 p.m.
Hargraves

#4 Georgia Southern, 2-0

#4 Georgia Southern, 2-1

Game 13
10 a.m.
Frost

#5 ETSU, 2-0

#8 Appalachian State

Game 12
4:45 p.m.
Frost

#3 Chattanooga, 8-0

#1 College of Charleston, 15-1

#1 College of Charleston, 3-0

#7 UNC Wilmington

Game 6
7 p.m.
Hargraves

Game 9
12:15 p.m.
Hargraves

#1 College of Charleston, 3-0

#6 Furman, 5-4 (11)

#6 Furman

2002 Championship

Chattanooga, Tenn.

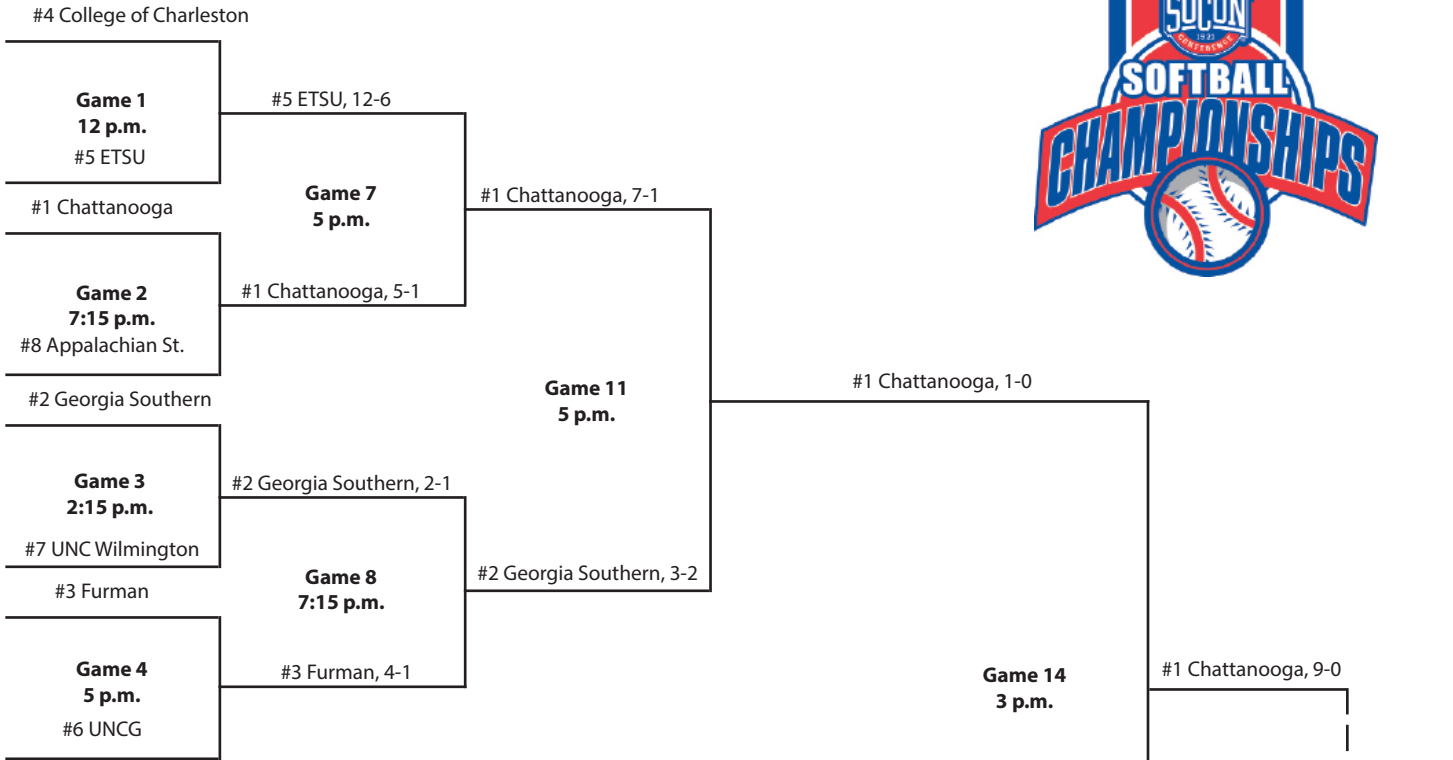


May 2

May 3

May 4

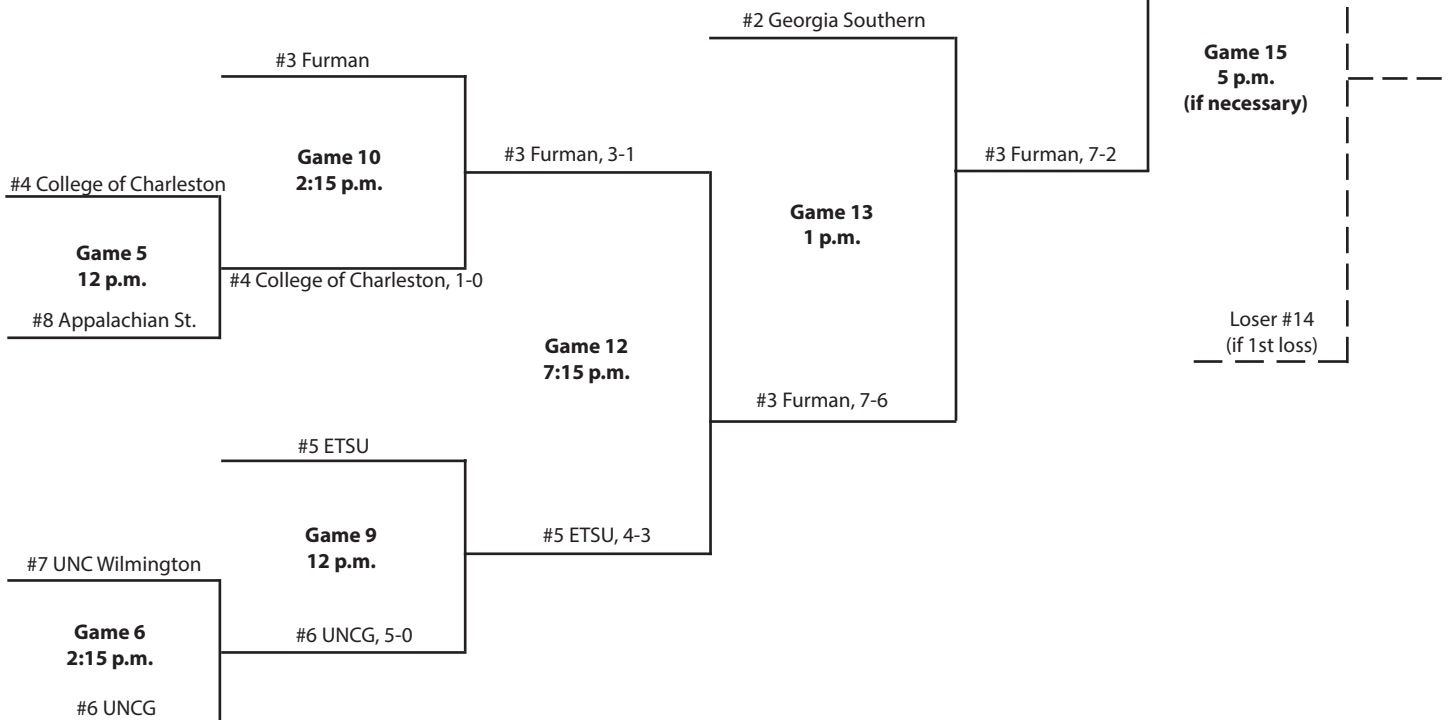
May 5



May 3

May 4

May 5



2001 Championship

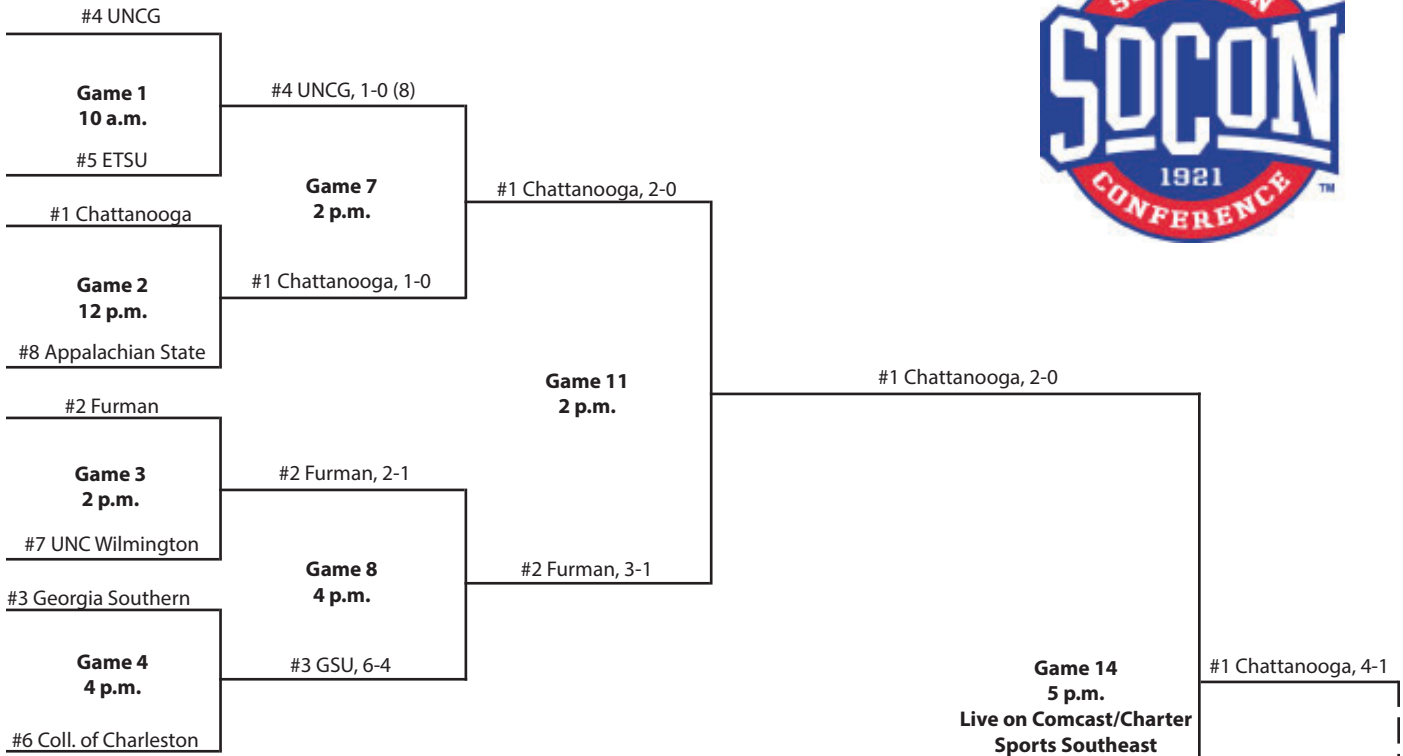
Chattanooga, Tenn.

May 3

May 4

May 5

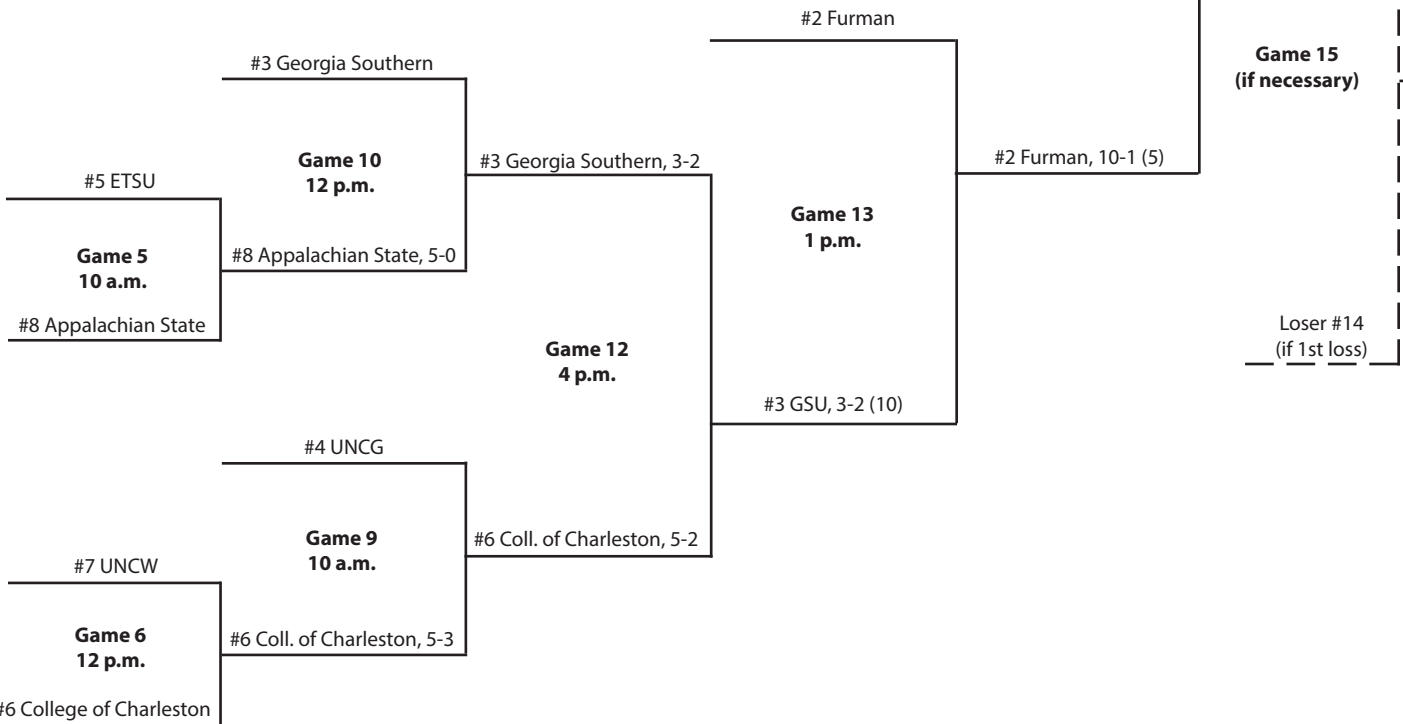
May 6



May 4

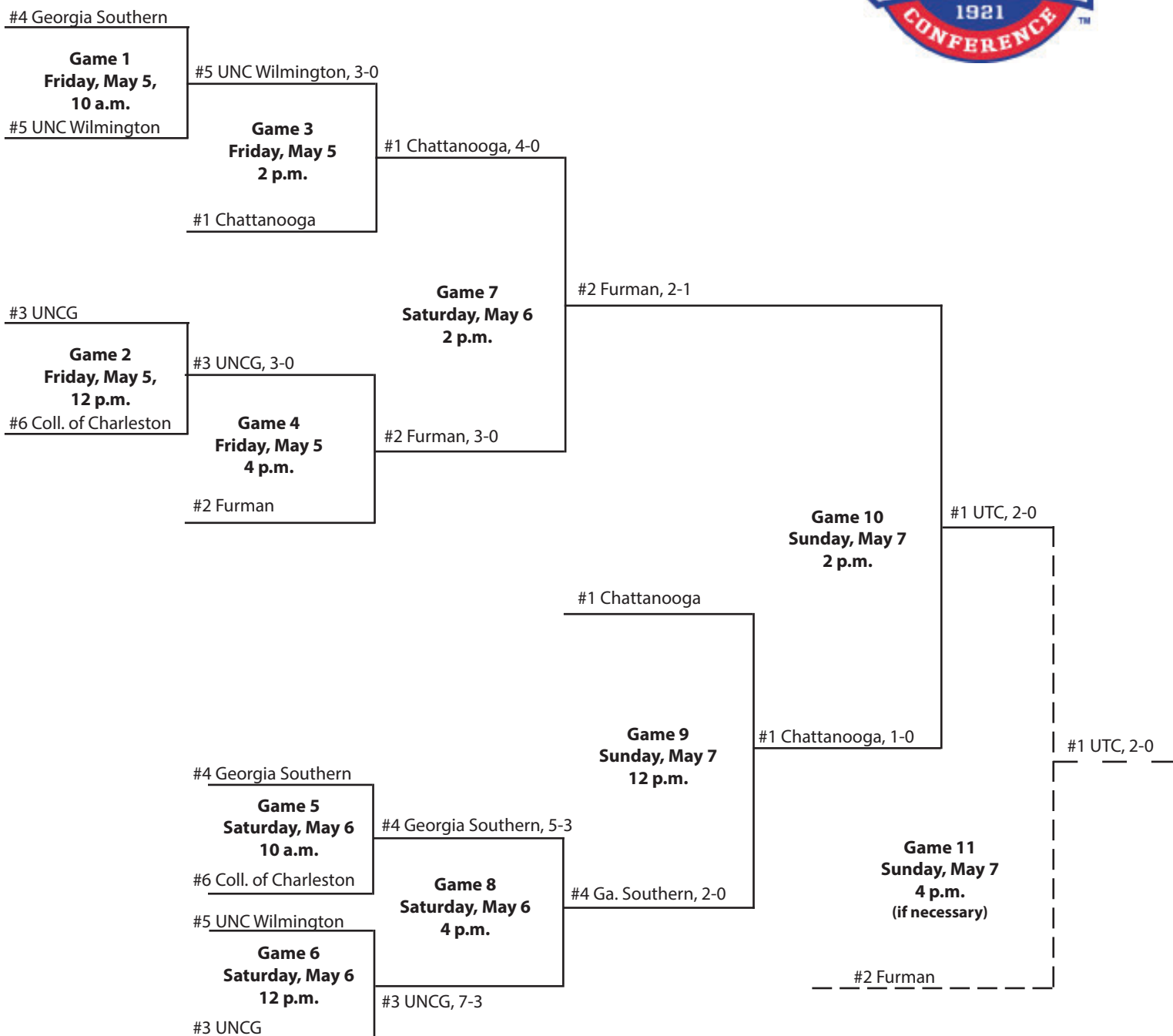
May 5

May 5



2000 Championship

Greensboro, N.C.



1999 Championship

Charleston, S.C.



#3 UNCG

Game 1
Saturday, May 1

#4 Coll. of Charleston

#4 Coll. of Charleston, 6-2

Game 3
Saturday, May 1
(Completed 5/2)

#1 Chattanooga

#1 Chattanooga, 8-0 (5)

Game 5
Sunday, May 2

#2 Georgia Southern, 3-2

#2 Georgia Southern

Game 2
Saturday, May 1

#5 Furman

#2 Ga. Southern, 4-3

Game 8
Monday, May 3

#2 GSU, 8-4

#1 Chattanooga

Game 7
Sunday, May 2

#1 Chattanooga, 6-0

#4 Coll. of Charleston

Game 6
Sunday, May 2

#4 CofC, 3-0

#3 UNCG

Game 4
Sunday, May 2

#5 Furman

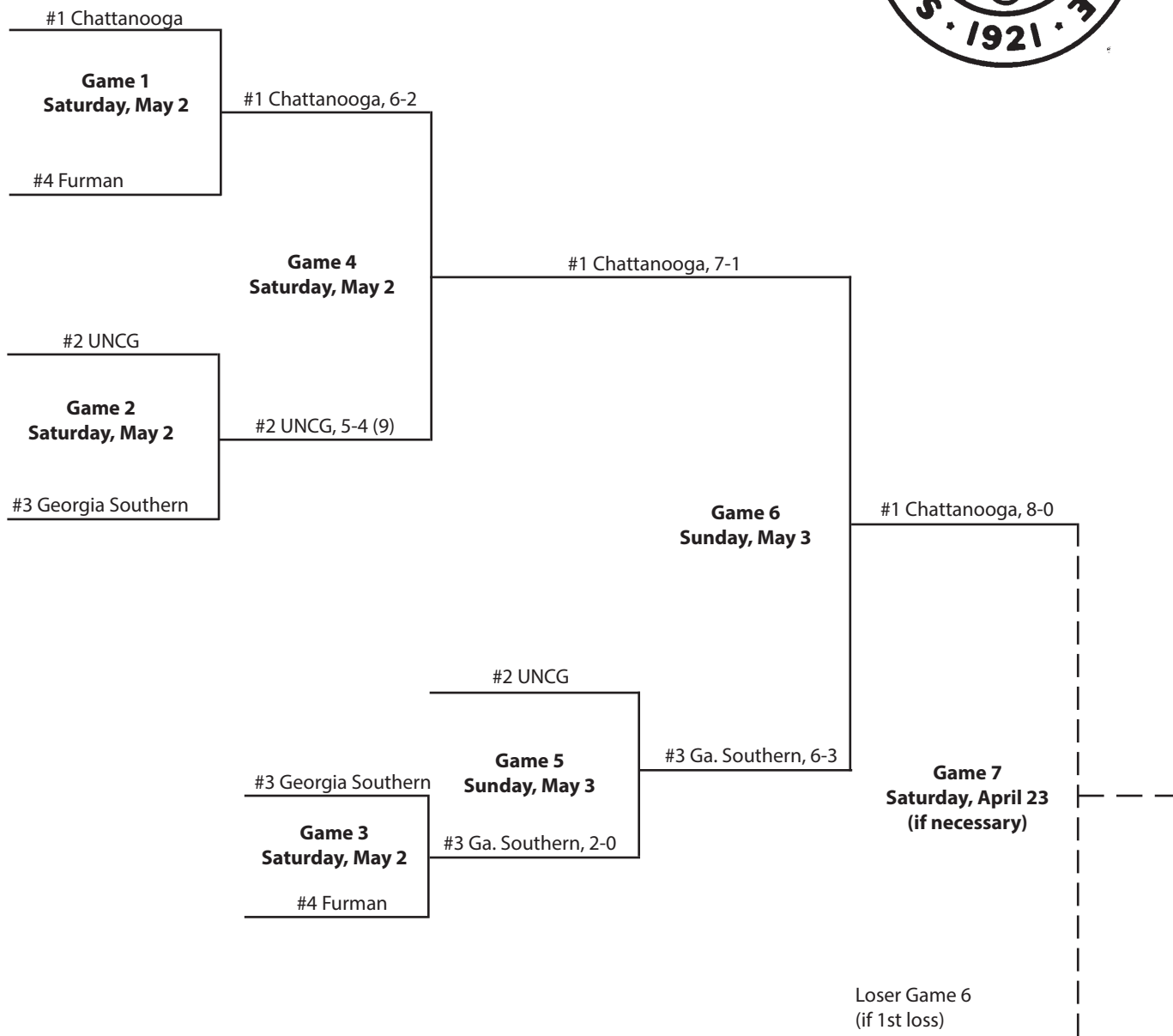
#5 Furman, 4-3

Game 9
Monday, May 3
(if necessary)

Loser Game 8
(if 1st loss)

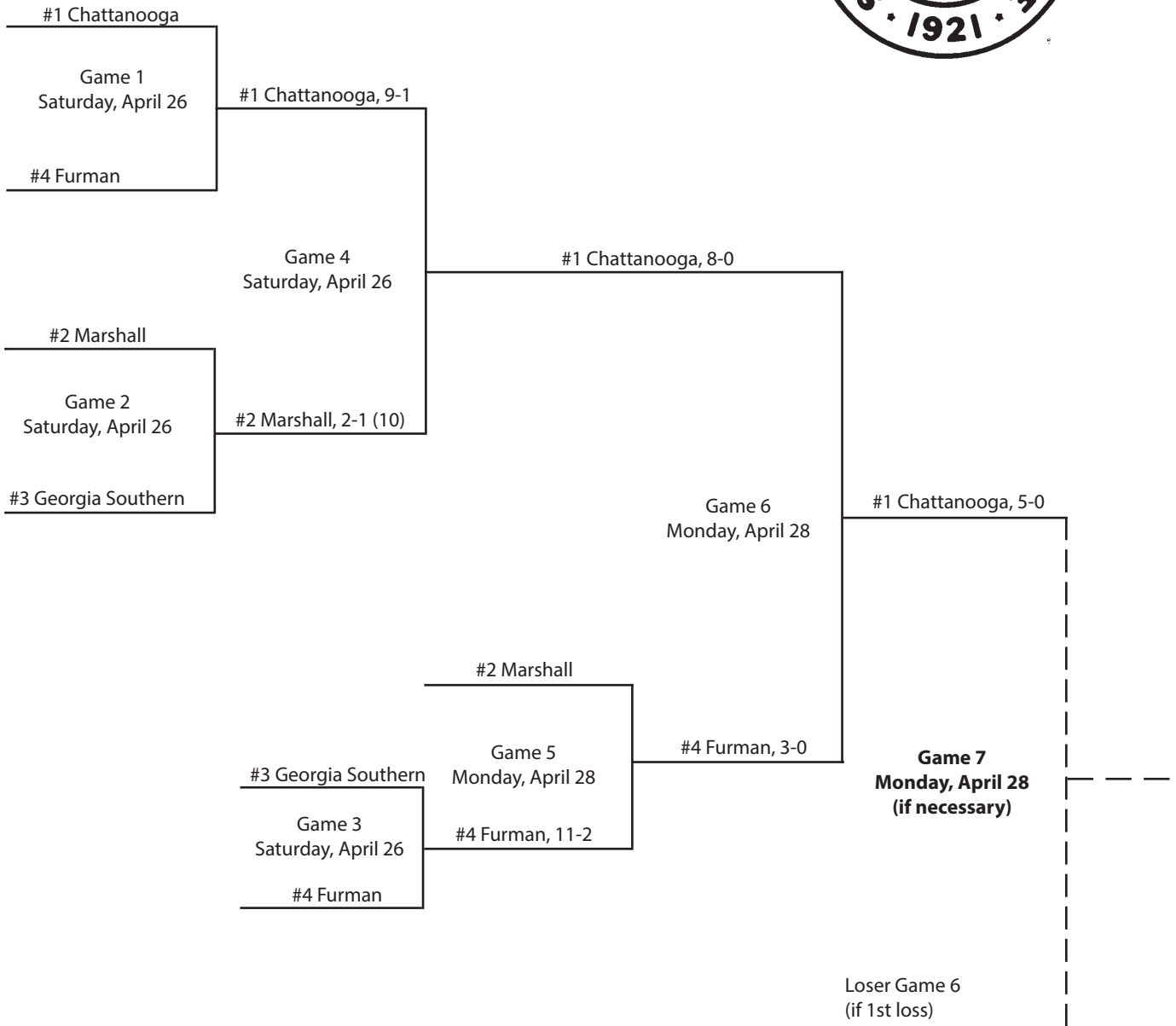
1998 Championship

Chattanooga, Tenn.



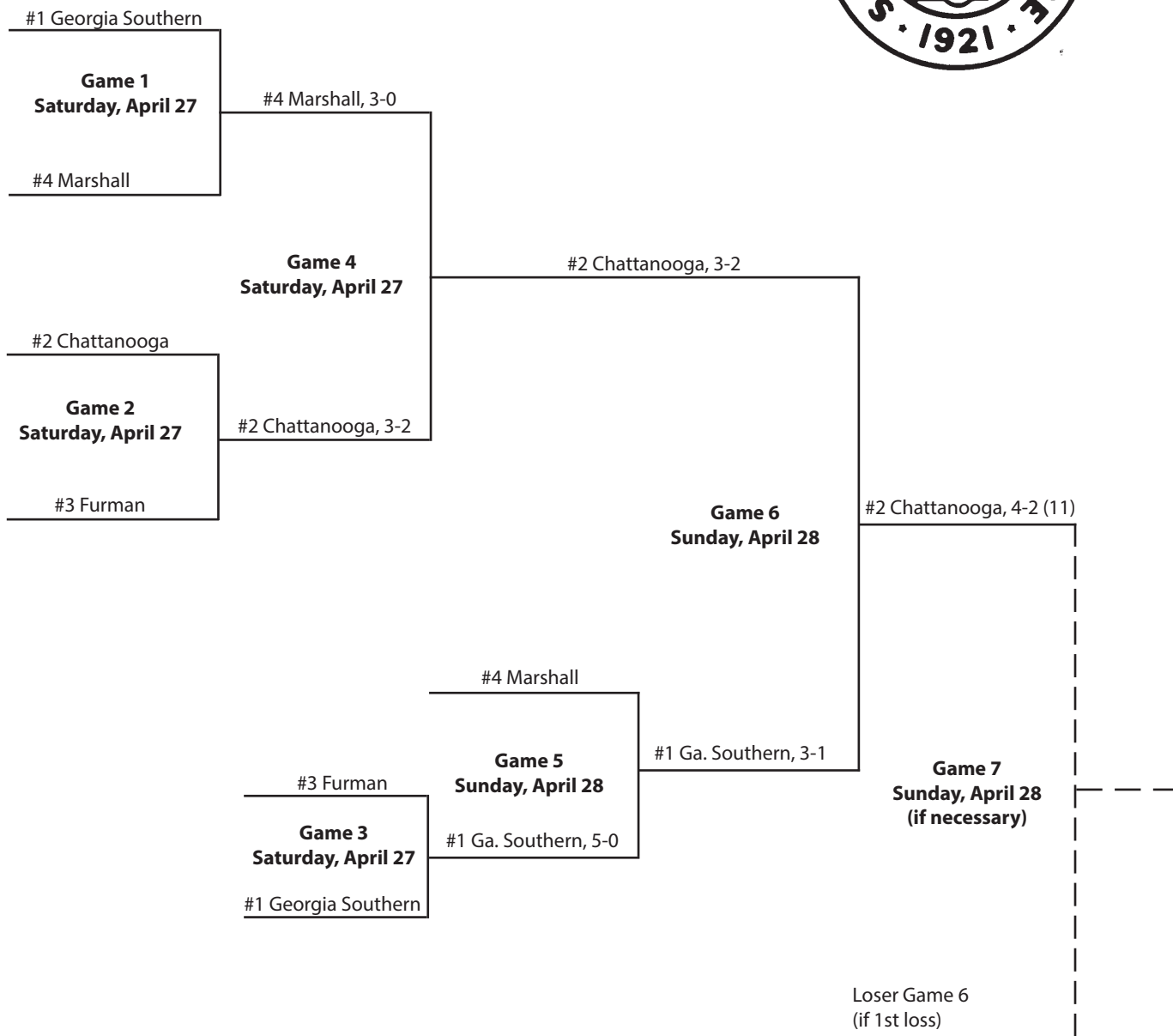
1997 Championship

Huntington, W.Va.



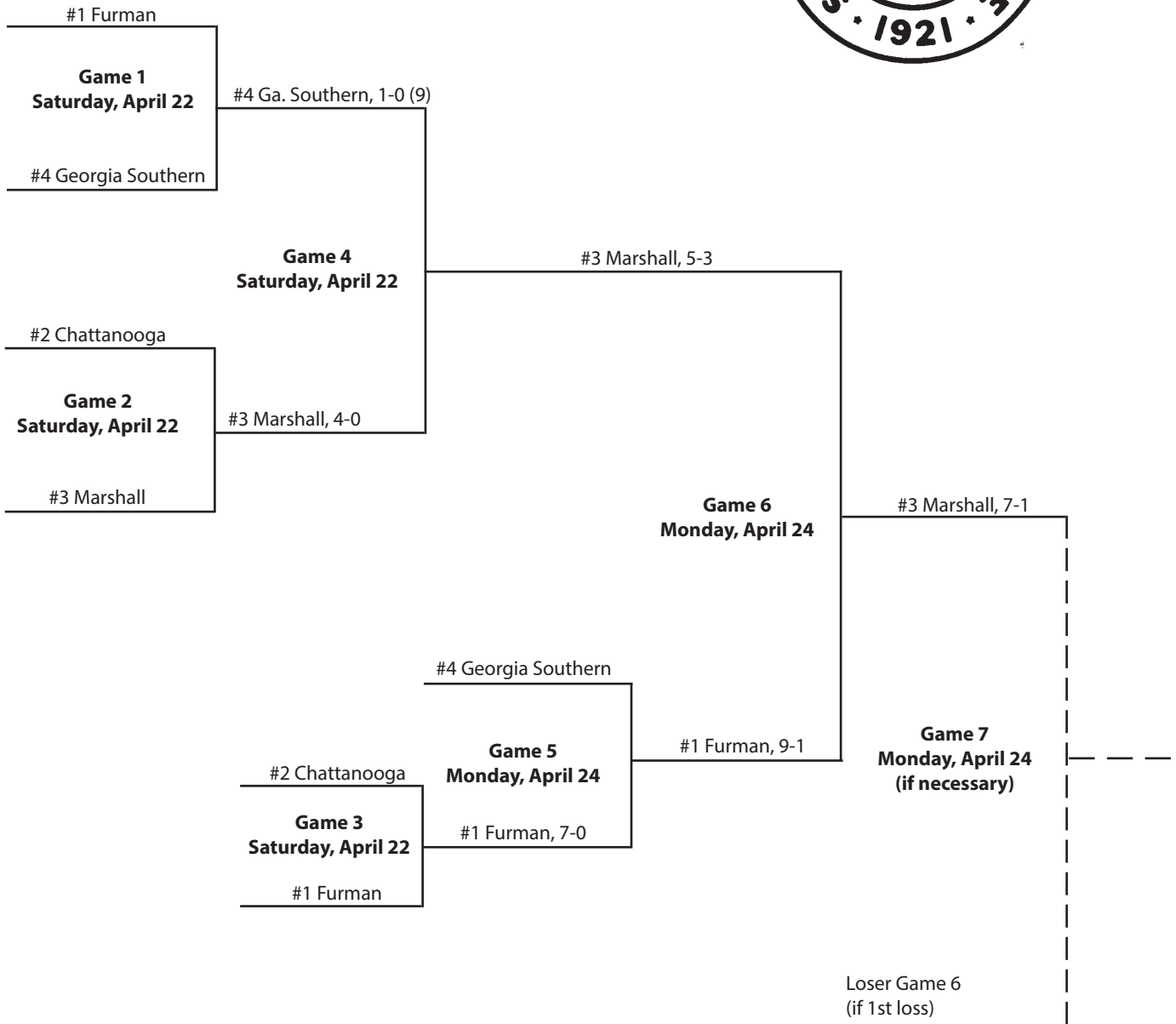
1996 Championship

Statesboro, Ga.



1995 Championship

Greenville, S.C.



1994 Championship

Greenville, S.C.

