

Southern Conference Women's Basketball Record Book



Through 2019-20 season

Scoring

Game

1.	48	Karen Pelphrey, MAR vs. Kentucky State	Feb. 22, 1984
	48	Valorie Whiteside, APP vs. Western Carolina	Jan. 23, 1986
	48	Lori Lyons, WCU vs. ETSU	Jan. 30, 1993
4.	47	Nicole Hopson, ETSU vs. Furman	Feb. 25, 1991
5.	45	Valorie Whiteside, APP vs. Western Carolina	1985-86
	45	Regina Kirk, UTC vs. North Alabama	Dec. 18, 1987
	45	Jennifer Gardner, WCU vs. Georgia Southern	March 5, 2005
8.	44	Karen Pelphrey, MAR vs. South Carolina	Jan. 15, 1984
	44	Valorie Whiteside, APP vs. Lenoir-Rhyne	Feb. 4, 1985
	44	Shannon Thomas, APP vs. New Mexico State	Feb. 22, 1991

Season

1.	776	Valorie Whiteside, Appalachian State	1986-87
2.	758	Valorie Whiteside, Appalachian State	1984-85
3.	732	Karen Pelphrey, Marshall	1985-86
4.	728	Karen Pelphrey, Marshall	1984-85
	728	DeShawne Blocker, ETSU	1994-95
6.	718	Precious Bridges, Mercer	2014-15
7.	712	Valorie Whiteside, Appalachian State	1987-88
8.	698	Valorie Whiteside, Appalachian State	1985-86
9.	677	Alex Anderson, Chattanooga	2006-07
10.	660	Lucy Mason, UNCG	2015-16

Career

1.	2,944	Valorie Whiteside, Appalachian State	1984-88
2.	2,376	Regina Kirk, Chattanooga	1984-88
3.	2,275	Kahlia Lawrence, Mercer	2014-18
4.	2,169	Rushia Brown, Furman	1989-94
5.	2,163	Karen Pelphrey, Marshall	1983-86
6.	2,151	Katie Beck, ETSU	1984-88
7.	2,084	DeShawne Blocker, ETSU	1991-95
	2,084	Nadine Soliman, UNCG	2016-20
9.	2,020	Ali Ford, Elon	2009-13
10.	1,932	Tianna Tarter, ETSU	2014-18


Scoring average

Season

	Avg	G	Pts.		
1.	27.1	28	758	Valorie Whiteside, Appalachian State	1984-85
2.	26.1	28	732	Karen Pelphrey, Marshall	1985-86
3.	25.4	28	712	Valorie Whiteside, Appalachian State	1987-88
4.	25.0	31	776	Valorie Whiteside, Appalachian State	1986-87
5.	25.1	29	728	Karen Pelphrey, Marshall	1984-85
6.	24.3	30	730	DeShawne Blocker, ETSU	1994-95
7.	24.1	29	698	Valorie Whiteside, Appalachian State	1985-86
8.	23.4	28	654	Regina Kirk, Chattanooga	1987-88
9.	22.4	28	626	Nicole Hopson, ETSU	1990-91
10.	22.3	28	623	Angela Crosby, Appalachian State	1993-94

Career

1.	25.4	Valorie Whiteside, Appalachian State	1984-88
2.	21.9	Angela Crosby, Appalachian State	1992-96
3.	21.2	Regina Kirk, Chattanooga	1984-88
4.	20.5	Katie Beck, ETSU	1984-88
5.	19.5	DeShawne Blocker, ETSU	1991-95
6.	19.0	Rushia Brown, Furman	1989-94
7.	17.2	Jenny Nett, Wofford	1997-02
8.	17.1	Kahlia Lawrence, Mercer	2014-18
9.	16.5	Tianna Tarter, ETSU	2014-18
10.	16.3	Nadine Soliman, UNCG	2016-20



Appalachian State's Valorie Whiteside holds numerous SoCon records, including those for points in a season and a career.

Field goals made

Game

1.	24	Karen Pelphrey, MAR vs. Kentucky State	Feb. 22, 1984
2.	20	Valorie Whiteside, APP vs. Western Carolina	Jan. 23, 1986
	20	Lori Lyons, WCU vs. ETSU	Jan. 30, 1993
4.	19	Regina Kirk, UTC vs. North Alabama	Dec. 18, 1987
5.	18	Precious Bridges, MER vs. Saint Louis	Nov. 28, 2014
6.	17	Rushia Brown, FUR vs. Appalachian State	Jan. 30, 1993
	17	Chloe Wanink, WOF vs. Western Carolina	Jan. 10, 2019
	16	Regina Kirk, UTC vs. Austin Peay	Dec. 3, 1987
	16	Kahlia Lawrence, MER vs. Furman	Feb. 27, 2016
	16	Erica Haynes-Overton, ETSU vs. App. State	Nov. 29, 2018

Season

1.	314	Karen Pelphrey, Marshall	1983-84
2.	306	Valorie Whiteside, Appalachian State	1986-87
3.	286	Valorie Whiteside, Appalachian State	1987-88
4.	282	Valorie Whiteside, Appalachian State	1985-86
5.	279	Valorie Whiteside, Appalachian State	1984-85
6.	274	Katie Beck, ETSU	1985-86
7.	272	Regina Kirk, Chattanooga	1987-88
	272	Alex Anderson, Chattanooga	2006-07
9.	263	Precious Bridges, Mercer	2014-15
10.	253	Kahlia Lawrence, Mercer	2017-18

Career

1.	1,153	Valorie Whiteside, Appalachian State	1984-88
2.	964	Regina Kirk, Chattanooga	1984-88
3.	931	Kahlia Lawrence, Mercer	2014-18
4.	908	Rushia Brown, Furman	1989-94
5.	809	Kim Brown, Chattanooga	1988-93
6.	751	Nadine Soliman, UNCG	2016-20
7.	730	Sophia Aleksandravicius, Davidson	2009-13
8.	714	Karen Robinson, Appalachian State	1983-87
9.	711	Janice Rhynehardt, Furman	1988-92
10.	678	Anna Freeman, Appalachian State	2009-13

INDIVIDUAL RECORDS



Field-goal attempts

Game			
1.	39	Precious Bridges, MER vs. Saint Louis	Nov. 28, 2014
2.	37	Lori Lyons, WCU vs. ETSU	Jan. 30, 1993
3.	32	Whitney Hood, UTC vs. Wofford	Jan. 2, 2011
4.	31	Erica Haynes-Overton	Nov. 5, 2019
5.	30	Valorie Whiteside, APP vs. Marshall	Jan. 26, 1985
	30	Regina Kirk, UTC vs. ETSU	March 10, 1988
7.	29	Alex Anderson, UTC vs. Western Carolina	Jan. 13, 2007
	29	Kahlia Lawrence, MER vs. Furman	Feb. 27, 2016
9.	28	Ali Ford, Elon vs. Virginia Tech	Nov. 11, 2010
	28	Precious Bridges, MER vs. College of Charleston	Dec. 21, 2014
	28	Kahlia Lawrence, MER vs. Georgia	Mar. 17, 2018

Season

1.	658	Precious Bridges, Mercer	2014-15
2.	598	Valorie Whiteside, Appalachian State	1987-88
3.	593	Kahlia Lawrence, Mercer	2015-16
4.	576	Lucy Mason, UNCG	2015-16
5.	566	Kahlia Lawrence, Mercer	2017-18
6.	549	KeKe Calloway, Mercer	2018-19
7.	544	Kahlia Lawrence, Mercer	2016-17
8.	534	Le'Jzae Davidson, Furman	2018-19
9.	532	Valorie Whiteside, Appalachian State	1986-87
	532	Nadine Soliman, UNCG	2016-17

Career

1.	2,231	Valorie Whiteside, Appalachian State	1984-88
2.	2,182	Kahlia Lawrence, Mercer	2014-18
3.	1,912	Regina Kirk, Chattanooga	1984-88
4.	1,801	Nadine Soliman, UNCG	2016-20
5.	1,773	KeKe Calloway, Mercer	2015-19
6.	1,757	Lucy Mason, UNCG	2012-16
7.	1,729	Ali Ford, Elon	2009-13
8.	1,670	Le'Jzae Davidson, Furman	2016-20
9.	1,657	Kim Brown, Chattanooga	1989-93
10.	1,615	Sophia Aleksandravicius, Davidson	2009-13

Field-goal percentage

Game (minimum 8 made)

1.	100.0 (11-11)	Melissa Chambers, CofC vs. Anderson	Jan. 18, 2006
	100.0 (11-11)	Rushia Brown, FUR vs. Campbell	Nov. 24, 1990
	100.0 (11-11)	Karen Mason, WCU vs. Eastern Kentucky	Feb. 1, 1995
	100.0 (11-11)	Melinda Goodson, UNCG vs. Wofford	Feb. 26, 1999
5.	100.0 (10-10)	Regina Ikard, APP vs. Radford	Nov. 26, 1991
	100.0 (10-10)	Monique McClelland, GSU vs. APP	Jan. 23, 1992
	100.0 (10-10)	DeShawne Blocker, ETSU vs. WCU	Feb. 22, 1995
8.	100.0 (9-9)	Susan Lance, UTC vs. Appalachian State	Feb. 22, 1987
	100.0 (9-9)	Mahagony Williams, WOF vs. APP	Feb. 25, 2008
10.	100.0 (8-8)	Megan Jackson, ETSU vs. Chattanooga	Dec. 29, 2001
	100.0 (8-8)	Brittany Hodges, FUR vs. Elon	Feb. 23, 2013
	100.0 (8-8)	Destiny Mitchell, ETSU vs. Alabama A&M	Dec. 6, 2014
	100.0 (8-8)	Teanna Robinson, MER vs. UNCG	Jan. 12, 2015

Season (minimum 5 made per game)

1.	64.6 (190-294)	DeShawne Blocker, ETSU	1992-93
2.	64.4 (139-216)	Kristen Ferrucci, Davidson	1994-95
3.	64.0 (222-347)	Angela Crosby, Appalachian State	1992-93
4.	63.7 (160-251)	Sharon Mitchell, Georgia Southern	1997-98
5.	63.7 (221-347)	Angela Crosby, Appalachian State	1992-93
6.	63.0 (289-459)	DeShawne Blocker, ETSU	1994-95
7.	62.0 (160-258)	Monique McClelland, Georgia Southern	1992-93
8.	61.4 (242-394)	Rushia Brown, Furman	1989-94
9.	61.3 (231-377)	Katie Beck, ETSU	1986-87

Career (minimum 400 made)

1.	63.8 (408-640)	Celena Taborn, Furman	2017-pres.
2.	62.8 (429-683)	Angela Crosby, Appalachian State	1992-95
3.	59.8 (839-1,403)	DeShawne Blocker, ETSU	1991-95
4.	59.1 (908-1,536)	Rushia Brown, Furman	1989-94
5.	58.0 (538-927)	Andrea Autrey, Georgia Southern	1991-95
6.	56.4 (897-1,591)	Katie Beck, ETSU	1984-88
7.	55.4 (532-960)	Sharon Mitchell, Georgia Southern	1996-01
8.	53.8 (523-972)	Telly Hall, Georgia Southern	1994-98
9.	53.6 (594-1,109)	Shanara Hollinquest, Chattanooga	2006-10
10.	53.2 (411-773)	Ashlen Dewart, Appalachian State	2009-11

3-point field goals made

Game

1.	12	KeKe Calloway, MER vs. Furman	Jan. 6, 2018
1.	9	Alex Thompson, DAV vs. Appalachian State	Dec. 6, 2008
2.	8	Amy Engle, ETSU vs. South Carolina State	Dec. 2, 1996
	8	Marchetta Winton, UTC vs. Georgia State	Dec. 14, 1988
	8	Becky Haus, FUR vs. Georgia State	Jan. 21, 1991
	8	Lori Lyons, WCU vs. ETSU	Jan. 30, 1993
	8	Haley Cook, FUR vs. Charleston Southern	Jan. 21, 1998
	8	Alie Rousseau, GSU vs. Appalachian State	Feb. 8, 2000
	8	Tierra Bumbrey, Elon vs. Western Carolina	Feb. 11, 2008
	8	Raegan Thompson, FUR vs. UNC Asheville	Dec. 12, 2010
	8	Zora Stephenson, Elon vs. Virginia Intermont	Nov. 18, 2011
	8	Lacie Dowling, GSU vs. Detroit	Nov. 30, 2013
	8	Allison Beasley, FUR vs. Southern Wesleyan	Dec. 13, 2014
	8	Lindsay Simpson, WCU vs. Montreat	Jan. 5, 2015
	8	Cassidy Williams, SAM vs. Wofford	Feb. 2, 2019
	8	Chloe Wanink, WOF vs. Auburn	Nov. 6, 2019

Season

1.	99	KeKe Calloway, Mercer	2017-18
2.	95	Alyssa Frye, College of Charleston	2012-13
3.	92	Ali Ford, Elon	2010-11
4.	90	Brooke Hand, Chattanooga	2006-07
5.	90	Kelly O'Conner, Furman	2010-11
	90	Shamauria Bridges, ETSU	2016-17
7.	87	Marcheta Winton, Chattanooga	1988-89
8.	89	Le'Jzae Davidson, Furman	2019-20
	87	Ali Ford, Elon	2011-12
10.	85	Brooke Hand, Chattanooga	2005-06

Career

1.	338	Ali Ford, Elon	2009-13
2.	324	Le'Jzae Davidson, Furman	2016-20
3.	315	Brooke Hand, Chattanooga	2004-08
4.	298	KeKe Calloway, Mercer	2015-19
5.	276	Emily London, Samford	2008-11
6.	250	Hannah Nichols, Samford	2013-18
7.	248	Shamauria Bridges, ETSU	2014-17
8.	235	Chloe Wanink, Wofford	2015-20
9.	230	Sam Ramirez, Appalachian State	2007-11
10.	229	Kayla Christopher, Chattanooga	2009-13

3-point field-goal attempts

Game

1.	20	Lori Lyons, WCU vs. ETSU	Jan. 30, 1993
2.	18	Hannah Nichols, SAM vs. Mercer	Feb. 2, 2015
	18	KeKe Calloway, MER vs. Furman	Jan. 6, 2018
3.	17	Alyssa Frye, CofC vs. Elon	Jan. 20, 2013
	17	Linnea Rosendal, MER vs. Col. of Charleston	Dec. 30, 2015
	17	Le'Jzae Davidson, FUR vs. Mississippi State	Nov. 21, 2018
	17	Chloe Wanink, WOF vs. Auburn	Nov. 6, 2019
	17	Le'Jzae Davidson, FUR vs. Chattanooga	Feb. 13, 2020
8.	16	Marchetta Winton, UTC vs. UAB	Jan. 30, 1989
	16	Alie Rousseau, GSU vs. Col. of Charleston	Jan. 5, 2002

16	Shamauria Bridges, ETSU vs. Virginia Tech	Nov. 29, 2014
16	Le'Jzae Davidson, FUR vs. Elon	Dec. 30, 2019

Season

1.	290	Le'Jzae Davidson, Furman	2018-19
2.	281,	Le'Jzae Davidson, Furman	2019-20
3.	277	Ali Ford, Elon	2010-11
4.	275	Alyssa Frye, College of Charleston	2012-13
5.	261	Ali Ford, Elon	2009-10
6.	260	Shamauria Bridges, ETSU	2016-17
7.	256	Le'Jzae Davidson, Furman	2017-18
8.	255	KeKe Calloway, Mercer	2017-18
9.	253	Kelly O'Conner, Furman	2010-11
10.	252	Shamauria Bridges, ETSU	2014-15

Career

1.	1,048	Le'Jzae Davidson, Furman	2016-20
2.	1,001	Ali Ford, Elon	2009-13
3.	899	KeKe Calloway, Mercer	2015-19
4.	833	Brooke Hand, Chattanooga	2004-08
5.	767	Le'Jzae Davidson, Furman	2016-20
6.	739	Shamauria Bridges, ETSU	2014-17
7.	721	Nadine Soliman, UNCG	2016-20
8.	677	Jasmine Byrd, UNCG	2003-07
9.	671	Hannah Nichols, Samford	2013-18
10.	666	Sam Ramirez, Appalachian State	2007-11

3-point field-goal percentage

Game (minimum 5 made)

1.	100.0 (7-7)	Laura Murray, DAV vs. Appalachian State	Feb. 2, 2011
	100.0 (7-7)	Nadine Soliman, UNCG vs. Western Carolina	Jan. 27, 2018
2.	100.0 (6-6)	Mary Perry, GSU vs. Chattanooga	Feb. 1, 1999
	100.0 (6-6)	Jenaya Wade-Fray, UTC vs. UNCG	Jan. 29, 2007
	100.0 (6-6)	Lee Stephens, FUR vs. Charleston Southern	Jan. 8, 2008
	100.0 (6-6)	Melissa Liebschwager, FUR vs. Wofford	Feb. 2, 2008
	100.0 (6-6)	Lucy Mason, UNCG vs. ETSU	Feb. 13, 2016
7.	100.0 (5-5)	Kristi Huff, MAR vs. Baylor	1990-91
	100.0 (5-5)	Tamira Higgins, MAR vs. Chattanooga	Jan. 17, 1994
	100.0 (5-5)	Jennifer O'Brien, DAV vs. Ga. Southern	Dec. 12, 1999
	100.0 (5-5)	Katasha Brown, UTC vs. ETSU	Jan. 31, 2004
	100.0 (5-5)	Rachel King, CofC vs. Elon	2003-04
	100.0 (5-5)	Amanda Eaton, UNCG vs. Wofford	Dec. 30, 2004
	100.0 (5-5)	Jenaya Wade-Fray, UTC vs. Davidson	Jan. 8, 2007
	100.0 (5-5)	Ali Ford, Elon vs. Chattanooga	Dec. 17, 2009
	100.0 (5-5)	Ashley Lax, DAV vs. UNCG	Feb. 6, 2010
	100.0 (5-5)	Hannah Early, DAV vs. Clemson	Nov. 8, 2013
	100.0 (5-5)	Hannah Early, DAV vs. Samford	Feb. 3, 2014
	100.0 (5-5)	Chloe Wanink, WOF vs. Southern Wesleyan	Nov. 16, 2017
	100.0 (5-5)	Bria Dial, UTC vs. Wofford	Jan. 16, 2020

Season (minimum 1.5 made per game)

1.	48.3 (84-174)	Emily London, Samford	2010-11
2.	47.4 (73-154)	Chloe Wanink, Wofford	2019-20
3.	47.0 (70-149)	Melissa Liebschwager, Furman	2008-09
4.	46.4 (64-138)	Emily London, Samford	2008-09
5.	46.3 (68-147)	Emily London, Samford	2009-10
6.	45.9 (45-98)	Melissa Davis, Appalachian State	1995-96
7.	45.5 (46-101)	Jennifer O'Brien, Davidson	1997-98
8.	45.0 (45-100)	Miranda Warfield, Chattanooga	2003-04
9.	44.8 (47-105)	Meagan Gloason, Davidson	1999-00
10.	44.6 (87-195)	Marcheta Winton, Chattanooga	1988-89

Career (minimum 120 made)

1.	47.4 (276-582)	Emily London, Samford	2008-11
2.	42.4 (133-314)	Karen Gruca, Appalachian State	1989-91
3.	42.0 (235-560)	Chloe Wanink, Wofford	2015-20
4.	41.2 (161-391)	Alex Thompson, Davidson	2006-10

5.	40.7 (150-369)	Amy Engle, ETSU	1994-96
6.	40.3 (186-462)	Karen Stanley, Furman	1991-95
7.	39.9 (216-542)	Katasha Brown, Chattanooga	2002-06
8.	39.3 (149-379)	Paige Anderson, Samford	2008-12
9.	39.1 (229-586)	Kayla Christopher, Chattanooga	2009-13
10.	38.7 (170-439)	Miranda Warfield, Chattanooga	2000-04

Free throws made

Game

1.	21	Emily Holliday, WCU vs. Furman	Feb. 6, 1986
2.	17	Lucy Mason, UNCG vs. New Orleans	Dec. 17, 2015
3.	16	Valorie Whiteside, APP vs. Lenoir-Rhyne	Feb. 4, 1985
	16	Regina Kirk, UTC vs. Mercer	Feb. 3, 1987
	16	Shannon Thomas, APP vs. New Mexico State	Feb. 22, 1991
	16	Danna Simpson, GSU vs. Wofford	Dec. 21, 2000
	16	Micah Scheetz, ETSU vs. South Alabama	Dec. 20, 2019
8.	15	Tonya Bristow, FUR vs. Western Carolina	Jan. 15, 1996
	15	Jackie Smith, FUR vs. ETSU	Dec. 17, 1997
	15	Jackie Smith, FUR vs. Siena	Dec. 29, 1997
	15	Jackie Smith, FUR vs. ETSU	Jan. 31, 1998
	15	Jackie Smith, FUR vs. Middle Tennessee State	Nov. 22, 1998
	15	Melinda Goodson, UNCG vs. Davidson	Feb. 27, 1999
	15	Brittney Scarberry, CofC vs. Appalachian State	Jan. 12, 2002
	15	Jenny Nett, WOF vs. Appalachian State	Jan. 15, 2002
	15	Shanara Hollinquest, UTC vs. Samford	Jan. 17, 2009
	15	Le'Jzae Davidson, FUR vs. Fairfield	Dec. 20, 2018

Season

1.	212	Jackie Smith, Furman	1999-00
2.	207	Jackie Smith, Furman	1998-99
3.	182	Beth Laney, Appalachian State	1986-87
4.	181	Shanara Hollinquest, Chattanooga	2009-10
5.	176	Jackie Smith, Furman	1997-98
6.	173	Lucy Mason, UNCG	2015-16
7.	167	Precious Bridges, Mercer	2014-15
8.	158	Monique Dawson, Western Carolina	2006-07
9.	157	Gwen Thomas, Georgia Southern	1991-92
10.	156	Shanara Hollinquest, Chattanooga	2008-09

Career

1.	724	Jackie Smith, Furman	1996-00
2.	638	Valorie Whiteside, Appalachian State	1984-88
3.	498	Shanara Hollinquest, Chattanooga	2006-10
4.	446	Tianna Tarter, ETSU	2014-18
5.	444	Jennifer Gardner, Western Carolina	2001-05
6.	439	Lucy Mason, UNCG	2012-16
7.	438	Jenny Nett, Wofford	1997-02
8.	423	Tommi Paris, Furman	2002-06
9.	418	Regina Kirk, Chattanooga	1984-88
10.	414	Beth Laney, Appalachian State	1985-89

Free-throw attempts

Game

1.	25	Emily Holliday, WCU vs. Furman	Feb. 6, 1986
2.	24	Valorie Whiteside, APP vs. Lenoir-Rhyne	Feb. 4, 1985
3.	22	Rushia Brown, FUR vs. College of Charleston	Dec. 4, 1992
4.	20	Lucy Mason, UNCG vs. New Orleans	Dec. 17, 2015
5.	19	Regina Kirk, UTC vs. Mercer	Feb. 3, 1987
	19	Tonya Bristow, FUR vs. Western Carolina	Jan. 15, 1996
	19	Melinda Goodson, UNCG vs. Campbell	Dec. 30, 1997
8.	18	Regina Kirk, Chattanooga	Dec. 6, 1986
	18	Gwen Thomas, GSU vs. Villanova	Nov. 20, 1991
	18	Andrea Autrey, GSU vs. Western Carolina	Feb. 25, 1995
	18	Sharon Mitchell, GSU vs. Davidson	Dec. 30, 1997

INDIVIDUAL RECORDS



Davidson's Jennifer O'Brien is tied for second in SoCon history in career steals and is among the all-time leaders in assists and 3-point field-goal percentage.

Season

1.	338	Valorie Whiteside, Appalachian State	1984-85
2.	269	Jackie Smith, Furman	1999-00
3.	256	Jackie Smith, Furman	1998-99
4.	252	Shanara Hollinquest, Chattanooga	2009-10
5.	242	Shanara Hollinquest, Chattanooga	2008-09
6.	217	Gwen Thomas, Georgia Southern	1991-92
7.	213	Lucy Mason, UNCG	
8.	212	Regina Kirk, Chattanooga	1986-87
9.	211	Regina Kirk, Chattanooga	1984-85
	211	Telly Hall, Georgia Southern	1997-98

Career

1.	1,173	Valorie Whiteside, Appalachian State	1984-88
2.	950	Jackie Smith, Furman	1996-00
3.	781	Regina Kirk, Chattanooga	1984-88
4.	734	Shanara Hollinquest, Chattanooga	2006-10
5.	724	Jackie Smith, Furman	1996-00
6.	654	Telly Hall, Georgia Southern	1994-98
7.	619	Roxanne Williams, Western Carolina	1988-91
8.	599	Lucy Mason, UNCG	2012-16
9.	597	Tianna Tarter, ETSU	2014-18
10.	568	Melinda Goodson, UNCG	1996-00

Free-throw percentage

Game (minimum 12 made)

1.	100.0 (16-16)	Danna Simpson, GSU vs. Wofford	Jan. 24, 1998
2.	100.0 (14-14)	Beth Laney, APP vs. Stephen F. Austin	March 20, 1987
	100.0 (14-14)	Lori Lyons, WCU vs. Navy	Dec. 5, 1992
	100.0 (14-14)	Kerry Brown, DAV vs. Wofford	Jan. 24, 1998
	100.0 (14-14)	Amanda Eaton, UNCG vs. CofC	Feb. 9, 2004
	100.0 (14-14)	Shanara Hollinquest, UTC vs. Samford	March 8, 2010
7.	100.0 (13-13)	Tommi Paris, FUR vs. Georgia Southern	Jan. 17, 2005
	100.0 (13-13)	Justin Taylor, WCU vs. Furman	March 8, 2014
	100.0 (13-13)	Taylor Petty, FUR vs. Elon	Dec. 30, 2019
10.	100.0 (12-12)	Monique Dawson, WCU vs. Middle Tennessee	Dec. 2, 2007
	100.0 (12-12)	Maryah Sydnor, APP vs. Radford	Dec. 16, 2013

Season (minimum 2.5 made per game)

1.	93.6 (117-125)	Emily London, Samford	2010-11
2.	92.7 (102-110)	Tommi Paris, Furman	2005-06
3.	92.3 (96-104)	Lea Ann Parsley, Marshall	1989-90
4.	90.8 (89-98)	Ali Ford, Elon	2012-13
5.	90.2 (83-92)	Emily London, Samford	2008-09
6.	90.2 (101-112)	Emily London, Samford	2009-10
7.	88.7 (94-106)	Maryah Sydnor, Appalachian State	2012-13
8.	87.9 (109-124)	Anna Freeman, Appalachian State	2012-13
9.	87.8 (115-131)	Jamie Navarro, Georgia Southern	2009-10
10.	87.8 (122-139)	Cierra Carter, Furman	2017-18

Career (minimum 200 made)

1.	91.5 (301-329)	Emily London, Samford	2008-11
2.	87.8 (237-270)	Maryah Sydnor, Appalachian State	2012-14
3.	85.1 (423-497)	Tommi Paris, Furman	2002-06
4.	84.5 (279-330)	Lakelyn Bouldin, Chattanooga	2016-20
5.	84.1 (364-433)	Karen Stanley, Furman	1991-95
6.	83.8 (202-241)	Jane Dalton, Appalachian State	1984-88
7.	835 (218-261)	Alex Thompson, Davidson	2006-10
8.	83.3 (355-426)	Anna Freeman, Appalachian State	2009-13
9.	83.2 (352-423)	Lee Stephens, Furman	2006-10
10.	83.1 (217-261)	Paige Anderson, Samford	2008-12

Rebounds

Game

1.	28	DeShawne Blocker, ETSU vs. Covenant	Jan. 4, 1994
2.	26	Valorie Whiteside, APP vs. Furman	Feb. 26, 1985
	26	Katie Beck, ETSU vs. Charleston (W.Va.)	Dec. 7, 1985
	26	Katie Beck, ETSU vs. Radford	Dec. 5, 1985
	26	Sherae Bonner, WCU vs. Livingstone	Nov. 17, 2014
6.	25	DeShawne Blocker, ETSU vs. Marshall	Feb. 13, 1993
7.	24	DeShawne Blocker, ETSU vs. Davidson	Feb. 26, 1994
	24	Brittany Hodges, FUR vs. Davidson	Nov. 14, 2014
9.	23	Valorie Whiteside, APP vs. Lenoir-Rhyne	Feb. 4, 1985
	23	Valorie Whiteside, APP vs. Wofford	Nov. 23, 1985
	23	Kim Bush, UTC vs. Mercer	Jan. 21, 1986
	23	Charlene Penland, WCU vs. ETSU	Feb. 24, 1990
	23	Natalie Cleckley, FUR vs. Western Carolina	Jan. 9, 1991
	23	Jenette Reed, MAR vs. Campbell	Dec. 29, 1992
	23	Erin Butcher, DAV vs. Lynchburg	Jan. 30, 1993

Season

1.	450	DeShawne Blocker, ETSU	1993-94
2.	441	Katie Beck, ETSU	1987-88
3.	435	Valorie Whiteside, Appalachian State	1984-85
4.	386	Ije Ajemba, UNCG	2017-18
5.	362	Katie Beck, ETSU	1985-86
6.	356	Kim Horsey, Chattanooga	1983-84
	356	Natalie Cleckley, Furman	1990-91
8.	349	Amanda Thompson, Mercer	2015-19
8.	347	Sophia Aleksandravicius, Davidson	2012-13
9.	345	DeShawne Blocker, ETSU	1994-95
10.	342	Katie Beck, ETSU	1986-87

Career

1.	1,404	Katie Beck, ETSU	1984-88
2.	1,369	Valorie Whiteside, Appalachian State	1984-88
3.	1,361	DeShawne Blocker, ETSU	1991-95
4.	1,143	Sophia Aleksandravicius, Davidson	2009-13
5.	1,102	Natalie Cleckley, Furman	1987-91
6.	1,086	Regina Kirk, Chattanooga	1984-88
7.	1,056	Jackie Smith, Furman	1996-00
8.	1,023	Rushia Brown, Furman	1989-94
9.	1,010	Alex Anderson, Chattanooga	2004-08
10.	1,008	Anna Freeman, Appalachian State	2009-13

Rebounding average

Season

1.	17.6 (25-441)	Katie Beck, ETSU	1987-88
2.	17.3 (26-450)	DeShawne Blocker, ETSU	1993-94
3.	15.5 (28-435)	Valorie Whiteside, Appalachian State	1984-85
4.	13.7 (25-342)	Katie Beck, ETSU	1986-87
5.	13.0 (25-326)	DeShawne Blocker, ETSU	1992-93
6.	12.9 (28-362)	Katie Beck, ETSU	1985-86
7.	12.7 (28-356)	Natalie Cleckley, Furman	1990-91
8.	12.5 (31-386)	Ije Ajemba, UNCG	2017-18
8.	11.5 (30-345)	DeShawne Blocker, ETSU	1994-95
10.	10.8 (31-335)	Jackie Smith, Furman	1999-00

Career

1.	13.4 (105-1,404)	Katie Beck, ETSU	1984-88
2.	12.7 (107-1,361)	DeShawne Blocker, ETSU	1991-95
3.	11.8 (116-1,369)	Valorie Whiteside, Appalachian State	1984-88
4.	11.7 (62-725)	Tonya Bristowe, Furman	1994-98
5.	10.1 (44-444)	Erin Butcher, Davidson	1992-94
6.	9.7 (112-1,086)	Regina Kirk, Chattanooga	1984-88
7.	9.6 (115-1,102)	Natalie Cleckley, Furman	1987-91
8.	9.3 (100-929)	Shannon Thomas, Appalachian State	1988-92

Assists

Game

1.	20	Kim Skala, ETSU vs. Virginia Tech	Jan. 20, 1986
	20	Susan Lance, UTC vs. Mercer	Jan. 31, 1987
3.	19	Kim Skala, ETSU vs. Appalachian State	Feb. 20, 1986
	19	Kim Skala, ETSU vs. Western Carolina	Feb. 17, 1986
5.	17	Kim Skala, ETSU vs. Georgetown	Nov. 24, 1986
	17	Susan Lance, UTC vs. ETSU	Feb. 25, 1987
7.	16	Susan Lance, UTC vs. ETSU	Feb. 7, 1987
	16	Amy Wales, UTC vs. Marshall	Jan. 13, 1990
	16	Sydni Means, MER vs. North Carolina	Dec. 28, 2017
10.	15	Whitney Bunn, FUR vs. Coastal Carolina	Dec. 3, 2014
	15	Sydni Means, MER vs. Furman	Jan. 6, 2018

Season

1.	285	Kim Skala, ETSU	1985-86
2.	264	Sydni Means, Mercer	2017-18
3.	234	Kim Skala, ETSU	1984-85
4.	226	Whitney Bunn, Furman	2014-15
5.	216	Sydni Means, Mercer	2016-17
6.	208	Amy Wales, Chattanooga	1989-90
7.	206	Jill Brown, College of Charleston	2012-13
8.	202	Kim Skala, ETSU	1986-87
9.	192	Karla May, Marshall	1984-85
10.	191	Brigid Morrissey, Furman	2013-14

Career

1.	842	Kim Skala, ETSU	1983-87
2.	686	Sydni Means, Mercer	2014-18
3.	660	Jane Dalton, Appalachian State	1984-88
4.	648	Nancy Smith, Chattanooga	1987-91
5.	588	Jennifer O'Brien, Davidson	1996-00
6.	568	Shannon Spencer, Appalachian State	1992-96
7.	562	Whitney Bunn, Furman	2013-17
8.	536	Karla May, Marshall	1983-86
9.	512	Amy Wales, Chattanooga	1987-91
10.	509	Jan Cameron, Chattanooga	1990-94

Assists average

Season

1.	10.6 (27-285)	Kim Skala, ETSU	1985-86
2.	8.7 (27-234)	Kim Skala, ETSU	1984-85
3.	8.1 (25-202)	Kim Skala, ETSU	1986-87
4.	8.0 (33-264)	Sydni Means, Mercer	2017-18
5.	7.4 (26-192)	Karla May, Marshall	1984-85
6.	7.2 (29-208)	Amy Wales, Chattanooga	1989-90
7.	6.8 (33-226)	Whitney Bunn, Furman	2014-15
8.	6.8 (27-184)	Jennifer O'Brien, Davidson	1997-98
9.	6.8 (32-216)	Sydni Means, Mercer	2016-17
10.	6.6 (28-184)	Nancy Smith, Chattanooga	1988-89

Career

1.	8.0 (105-841)	Kim Skala, ETSU	1983-87
2.	5.9 (110-648)	Nancy Smith, Chattanooga	1987-91
3.	5.8 (119-686)	Sydni Means, Mercer	2014-18
4.	5.7 (116-660)	Jane Dalton, Appalachian State	1984-88
5.	5.4 (108-588)	Jennifer O'Brien, Davidson	1996-00
6.	5.1 (112-568)	Shannon Spencer, Appalachian State	1992-96
7.	4.8 (118-562)	Whitney Bunn, Furman	2013-17
	4.8 (91-434)	Da'Ja Green, Wofford	2017-20
9.	4.5 (115-512)	Amy Wales, Chattanooga	1987-91
10.	4.4 (115-511)	Charity Brown, Samford	2016-20

Blocked shots

Game

1.	12	Sharon Deal, MAR vs. Youngstown State	Jan. 4, 1989
2.	10	Sophia Aleksandravicius, DAV vs. Furman	Feb. 16, 2013
3.	9	Sharon Deal, MAR vs. Appalachian State	Feb. 25, 1989
	9	Sophia Aleksandravicius, DAV vs. Furman	Jan. 30, 2012
	9	Teanna Robinson, MER vs. Saint Louis	Nov. 28, 2014
	9	Jasmine Joyner, UTC vs. Bowling Green	Nov. 20, 2016
	9	Jasmine Joyner, UTC vs. ETSU	Jan. 14, 2017
8.	8	Sharon Deal, MAR vs. Furman	Jan. 15, 1989
	8	Jennifer Weurding, WOF vs. North Carolina A&T	Nov. 26, 2005
	8	Jennifer Weurding, WOF vs. Appalachian State	Feb. 12, 2007
	8	Anna Freeman, APP vs. Bowling Green	Dec. 23, 2009
	8	Catherine Williams, APP vs. Davidson	Jan. 23, 2010
	8	Sophia Aleksandravicius, DAV vs. Ga. Southern	Dec. 1, 2012
	8	Jasmine Joyner, UTC vs. Notre Dame	Nov. 21, 2014
	8	Jasmine Joyner, UTC vs. Western Carolina	Jan. 13, 2016
	8	Jasmine Joyner, UTC vs. Wofford	Feb. 6, 2016
	8	Jasmine Joyner, UTC vs. Samford	March 4, 2016
	8	Jasmine Joyner, UTC vs. Stetson	Dec. 5, 2016
	8	Jasmine Joyner, UTC at Wofford	Jan. 26, 2017
	8	Shannon Titus, MER vs. Furman	Feb. 8, 2020

Season

1.	132	Jasmine Joyner, Chattanooga	2014-15
2.	126	Jasmine Joyner, Chattanooga	2015-16
3.	122	Jasmine Joyner, Chattanooga	2016-17
4.	117	Sharon Deal, Marshall	1988-89
5.	102	Sophia Aleksandravicius, Davidson	2012-13
6.	95	Sophia Aleksandravicius, Davidson	2010-11
7.	93	Sophia Aleksandravicius, Davidson	2011-12
8.	92	Anna Freeman, Appalachian State	2009-10
9.	81	Jennifer Weurding, Wofford	2006-07
10.	71	Sharon Deal, Marshall	1987-88
	71	Courtney Nyborg, Elon	2003-04

Career

1.	436	Jasmine Joyner, Chattanooga	2013-17
2.	339	Sophia Aleksandravicius, Davidson	2009-13
3.	265	Anna Freeman, Appalachian State	2009-13
4.	253	Jennifer Weurding, Wofford	2003-07
5.	235	Mahogany Williams, Wofford	2007-11

INDIVIDUAL RECORDS



6.	227	Kelsey Evans, Elon	2009-13
7.	221	Alex Anderson, Chattanooga	2004-08
8.	195	Valorie Whiteside, Appalachian State	1984-88
9.	193	Rushia Brown, Furman	1989-94
10.	188	Sharon Deal, Marshall	1987-89

Blocked-shots average

Season

1.	4.2 (28-117)	Sharon Deal, Marshall	1988-89
2.	4.0 (33-132)	Jasmine Joyner, Chattanooga	2014-15
3.	3.9 (32-126)	Jasmine Joyner, Chattanooga	2015-16
4.	3.8 (32-122)	Jasmine Joyner, Chattanooga	2016-17
5.	3.1 (31-95)	Sophia Aleksandravicius, Davidson	2010-11
6.	2.9 (31-91)	Sophia Aleksandravicius, Davidson	2011-12
7.	2.9 (35-102)	Sophia Aleksandravicius, Davidson	2012-13
8.	2.6 (27-71)	Sharon Deal, Marshall	1987-88
9.	2.6 (35-92)	Anna Freeman, Appalachian State	2009-10
10.	2.5 (26-65)	Jeanne Marvel, Western Carolina	1986-87

Career

1.	3.6 (122-436)	Jasmine Joyner, Chattanooga	2013-17
2.	3.4 (55-188)	Sharon Deal, Marshall	1987-89
3.	2.7 (127-339)	Sophia Aleksandravicius, Davidson	2009-13
4.	2.4 (52-127)	Jeanne Marvel, Western Carolina	1986-88
5.	2.3 (108-253)	Jennifer Weurding, Wofford	2003-07
6.	2.0 (132-265)	Anna Freeman, Appalachian State	2009-13
	2.0 (119-235)	Mahagony Williams, Wofford	2007-11
8.	1.8 (124-227)	Kelsey Evans, Elon	2009-13
	1.8 (58-109)	Arianne Whitaker, Chattanooga	2017-19
10.	1.7 (114-193)	Rushia Brown, Furman	1990-9
	1.7 (116-195)	Valorie Whiteside, Appalachian State	1984-88

Steals

Game

1.	14	Stephanie Wine, MAR vs. Western Carolina	Jan. 23, 1995
2.	13	Valorie Whiteside, APP vs. College of Charleston	Jan. 9, 1988
3.	12	Rachel Brittenham, WOF vs. Western Carolina	Feb. 21, 2011
4.	11	Chris McClure, UTC vs. Appalachian State	1984-85
	11	Jennifer O'Brien, DAV vs. Furman	Jan. 11, 1999
	11	Kristen Boone, UNCG vs. UNC Wilmington	Nov. 12, 2006
	11	Whitney Tossie, APP vs. Elon	Dec. 16, 2006



Chattanooga's Jasmine Joyner is the SoCon's career leader in blocks (436) and blocks per game (3.6).

11	Erica Haynes-Overton, ETSU vs. Murray State	Nov. 29, 2017	
11	Tianna Tarter, ETSU vs. Winthrop	Dec. 3, 2017	
8.	10	Karla May, MAR vs. West Virginia State	Nov. 25, 1983
	10	Emily Holliday, WCU vs. Tusculum	Dec. 3, 1985
	10	Jenelle Stephenson, MAR vs. ETSU	Jan. 18, 1988
	10	Lucy Dunn, FUR vs. ETSU	Jan. 30, 1988
	10	Karen Stanley, FUR vs. ETSU	Jan. 31, 1994
	10	Tiffany Lanier, GSU, vs. South Carolina	Dec. 3, 2003
	10	Liz Miller, WOF vs. Davidson	Jan. 31, 2009
	10	Shon Redmond, Elon vs. UNCW	Nov. 18, 2012

Season

1.	122	Tracy Krueger, Marshall	1992-93
	122	Anna Freeman, Appalachian State	2011-12
3.	121	Kristen Boone, UNCG	2004-05
4.	117	Jennifer O'Brien, Davidson	1999-00
5.	113	Whitney Tossie, Appalachian State	2006-07
6.	112	Nancy Smith, Chattanooga	1988-89
7.	108	Erica Haynes-Overton, ETSU	2017-18
8.	106	Shannon Spencer, Appalachian State	1994-95
9.	101	Janna Magette, Davidson	2000-01
	101	Tiffany Lanier, Georgia Southern	2000-01
	101	Tiffany Lanier, Georgia Southern	2002-03
	101	Kristen Boone, UNCG	2005-06

Career

1.	383	Anna Freeman, Appalachian State	2009-13
2.	368	Nancy Smith, Chattanooga	1987-91
	368	Jennifer O'Brien, Davidson	1996-00
4.	356	Nancy Smith, Chattanooga	1987-91
5.	351	Whitney Tossie, Appalachian State	2004-08
6.	341	Shannon Spencer, Appalachian State	1992-95
7.	338	Rushia Brown, Furman	1989-94
8.	315	Kristen Boone, UNCG	2004-09
9.	307	Valorie Whiteside, Appalachian State	1984-88
10.	293	Anna Freeman, Appalachian State	2009-12

Steals average

Season

1.	4.4 (28-122)	Tracy Krueger, Marshall	1992-93
2.	4.3 (27-117)	Jennifer O'Brien, Davidson	1999-00
3.	4.3 (28-121)	Kristen Boone, UNCG	2004-05
4.	4.0 (28-112)	Nancy Smith, Chattanooga	1988-89
5.	3.9 (26-101)	Kristen Boone, UNCG	2005-06
6.	3.8 (28-106)	Shannon Spencer, Appalachian State	1994-95
7.	3.6 (28-101)	Janna Magette, Davidson	2000-01
8.	3.6 (30-108)	Erica Haynes-Overton, ETSU	2017-18
9.	3.6 (34-122)	Anna Freeman, Appalachian State	2011-12
10.	3.5 (28-99)	Jennifer O'Brien, Davidson	1998-99
	3.5 (28-99)	Janna Magette, Davidson	2000-01

Career

1.	3.71 (85-315)	Kristen Boone, UNCG	2004-09
2.	3.45 (65-224)	Erica Haynes-Overton, ETSU	2017-19
3.	3.41 (108-368)	Jennifer O'Brien, Davidson	1996-00
4.	3.24 (110-356)	Nancy Smith, Chattanooga	1987-91
5.	3.04 (112-341)	Shannon Spencer, Appalachian State	1992-96
6.	3.03 (116-351)	Whitney Tossie, Appalachian State	2004-08
7.	2.96 (114-338)	Rushia Brown, Furman	1989-94
8.	2.90 (132-383)	Anna Freeman, Appalachian State	2009-13
9.	2.76 (114-315)	Liz Miller, Wofford	2005-09
10.	2.65 (116-307)	Valorie Whiteside, Appalachian State	1984-88

Scoring

Game

1.	126	Marshall vs. West Virginia Tech	Nov. 26, 1984
2.	125	Furman vs. Charleston Southern	Jan. 16, 1991
3.	116	Furman vs. Charleston Southern	Dec. 16, 1989
	116	Wofford vs. Erskine	Nov. 17, 2016
5.	114	Furman vs. ETSU	Jan. 26, 1990
	114	Western Carolina vs. Warren Wilson	Jan. 24, 2018
7.	112	Furman vs. Rider	Jan. 4, 1992
8.	111	Georgia Southern vs. Mercer	Feb. 20, 1986
9.	110	Georgia Southern vs. Kent	Jan. 4, 1992
	110	Western Carolina vs. Montreat	Jan. 5, 2015
	110	Wofford vs. Southern Wesleyan	Jan. 3, 2019

Season

1.	2,543	Appalachian State	1986-87
2.	2,518	Western Carolina	2007-08
3.	2,440	Furman	1989-90
4.	2,432	ETSU	1994-95
5.	2,417	Appalachian State	1995-96
6.	2,392	Marshall	1984-85
7.	2,363	Chattanooga	1988-89
8.	2,344	Chattanooga	2001-02
9.	2,343	Appalachian State	1987-88
10.	2,338	Appalachian State	2010-11

Scoring average

Season

1.	84.1 (29-2,440)	Furman	1989-90
2.	83.7 (28-2,343)	Appalachian State	1987-88
3.	82.8 (28-2,318)	Furman	1990-91
4.	82.5 (29-2,392)	Marshall	1984-85
5.	82.0 (31-2,543)	Appalachian State	1986-87
6.	81.1 (30-2,432)	ETSU	1994-95
7.	80.6 (30-2,417)	Appalachian State	1995-96
8.	79.3 (28-2,220)	Appalachian State	1993-94
9.	79.1 (29-2,137)	Appalachian State	1988-89
	79.1 (28-2,214)	Georgia Southern	1994-95

Scoring defense

Season

1.	50.2 (31-1,555)	Samford	2015-16
2.	50.5 (33-1,665)	Chattanooga	2014-15
3.	52.9 (32-1,692)	Chattanooga	2015-16
4.	53.2 (29-1,542)	Samford	2008-09
5.	54.4 (31-1,685)	Samford	2012-13
6.	54.6 (30-1,639)	Chattanooga	2004-05
7.	54.9 (33-1,811)	Chattanooga	2012-13
	54.9 (33-1,811)	Mercer	2017-18
9.	55.3 (32-1,771)	UNCG	2019-20
10.	56.2 (33-1,856)	Chattanooga	2013-14

Field goals made

Game

1.	48	Marshall vs. West Virginia Tech	Nov. 26, 1984
	48	Georgia Southern vs. Kent	Jan. 4, 1992
3.	47	Appalachian State vs. Catawba	Dec. 10, 1984
4.	46	Chattanooga vs. Mercer	Dec. 5, 1987
	46	Furman vs. Charleston Southern	Jan. 16, 1991
	46	Western Carolina vs. Montreat	Jan. 5, 2015
7.	45	Chattanooga vs. Mercer	Jan. 18, 1989
8.	44	Chattanooga vs. Mercer	Jan. 31, 1987
	44	Wofford vs. Limestone	Dec. 14, 2001
	44	Wofford vs. Southern Wesleyan	Jan. 3, 2019
10.	43	Georgia Southern vs. Central Florida	Dec. 8, 1992
	43	Appalachian State vs. UNC Asheville	Dec. 2, 2010
	43	Western Carolina vs. Warren Wilson	Jan. 4, 2016


Season

1.	1,001	Appalachian State	1986-87
2.	972	Furman	1989-90
3.	953	Appalachian State	1987-88
4.	948	Western Carolina	2007-08
5.	936	Chattanooga	1988-89
6.	928	Georgia Southern	1992-93
7.	918	Mercer	2017-18
8.	917	Appalachian State	2010-11
9.	900	Appalachian State	2009-10
10.	899	Chattanooga	1989-90
	899	Chattanooga	1991-92

Field-goal attempts

Game

1.	100	Elon vs. Western Carolina	Feb. 11, 2008
2.	95	Chattanooga vs. Lincoln Memorial	Jan. 30, 1990
3.	93	Chattanooga vs. Alabama-Huntsville	Nov. 29, 1991
	93	Western Carolina vs. Elon	Feb. 11, 2008
5.	91	Chattanooga vs. Mercer	Jan. 31, 1987
	91	Chattanooga vs. Appalachian State	Dec. 19, 2000
7.	90	Chattanooga vs. ETSU	Feb. 7, 1987
8.	88	Georgia Southern vs. Armstrong State	Dec. 30, 1994
	88	College of Charleston vs. Western Carolina	March 9, 2009
	88	Mercer vs. Saint Louis	Nov. 28, 2014



ETSU's DeShawne Blocker holds the conference record for most rebounds in a game and in a season.

TEAM RECORDS



Season

1.	2,670	Appalachian State	1988-89
2.	2,252	Western Carolina	2007-08
3.	2,230	Mercer	2014-15
4.	2,203	Chattanooga	1988-89
5.	2,130	College of Charleston	2012-13
6.	2,102	Mercer	2017-18
7.	2,088	ETSU	2017-18
8.	2,086	Furman	1989-90
9.	2,084	Appalachian State	2009-10
10.	2,075	Wofford	2018-19

Field-goal percentage

Game

1.	74.0 (37-50)	ETSU vs. Appalachian State	Feb. 20, 1986
2.	69.6	Georgia Southern vs. Appalachian State	Jan. 23, 1993
3.	67.7	Furman vs. Winthrop	Jan. 3, 1995
4.	67.3 (37-55)	College of Charleston vs. Anderson	Nov. 17, 2001
5.	66.1 (41-62)	UNCG vs. N.C. Central	Dec. 31, 2015
6.	65.1 (28-43)	Chattanooga vs. UNCG	Jan. 19, 2015
7.	64.7 (33-51)	Appalachian State vs. Furman	March 10, 1990
8.	63.3 (31-49)	Elon vs. Winston-Salem State	Dec. 13, 2007
9.	63.0 (34-54)	Chattanooga vs. Austin Peay	Dec. 18, 2013
10.	63.0 (29-46)	Furman vs. USC Upstate	Nov. 17, 2018

Season

1.	55.9 (1,001-1,792)	Appalachian State	1986-87
2.	51.5 (890-1,728)	Appalachian State	1985-86
3.	50.4 (953-1,891)	Appalachian State	1987-88
4.	48.8 (815-2,670)	Appalachian State	1988-89
5.	48.4 (797-1,645)	ETSU	1984-85
6.	47.8	Furman	1985-86
7.	47.7 (878-1,840)	Chattanooga	1985-86
8.	47.7 (743-1,558)	Davidson	1997-98
9.	47.3 (791-1,671)	ETSU	1993-94
10.	46.9 (723-1,542)	ETSU	1993-94

3-point field goals made

Game

1.	16	Chattanooga vs. Georgia Southern	Dec. 4, 2010
	16	Samford vs. Wofford	Feb. 28, 2019
2.	15	Chattanooga vs. Furman	Feb. 22, 2004
	15	Chattanooga vs. Davidson	Jan. 8, 2007
	15	Samford vs. Wofford	Jan. 26, 2009
	15	Samford vs. Berry College	Dec. 7, 2010
	15	Samford vs. Saint Peter's	Dec. 30, 2010
	15	Furman vs. Coastal Carolina	Dec. 3, 2014
	15	Wofford vs. Warren Wilson	Dec. 4, 2018
9.	14	Chattanooga vs. South Florida	Dec. 4, 1998
	14	Chattanooga vs. Appalachian State	Jan. 31, 2000
	14	Elon vs. St. Andrews College	Nov. 20, 2009
	14	College of Charleston vs. Mercer	Nov. 20, 2009
	14	ETSU vs. Morehead State	Dec. 15, 2014
	14	Furman vs. Winthrop	Nov. 24, 2015
	14	Furman vs. Mars Hill	Nov. 26, 2016
	14	Wofford vs. Longwood	Dec. 8, 2018

Season

1.	272	Samford	2009-10
2.	270	Samford	2010-11
3.	257	Chattanooga	2006-07
	257	Chattanooga	2009-10
5.	253	Chattanooga	2008-09
6.	251	Chattanooga	2005-06
7.	244	Chattanooga	2010-11



Samford's Monica Maxwell was 78-for-196 from 3-point range in 2009-10, helping the Bulldogs set a single-season SoCon record with 272 3-pointers.

8.	233	Chattanooga	2007-08
9.	232	Samford	2008-09
10.	230	Samford	2019-20


3-point field-goal attempts

Game

1.	38	ETSU vs. Georgia Southern	1997-98
	38	Chattanooga vs. Louisville	Nov. 24, 2007
	38	Chattanooga at Saint Mary's (Calif.)	Nov. 24, 2012
4.	37	Chattanooga vs. Furman	Dec. 22, 2004
5.	36	Western Carolina vs. Coastal Carolina	Nov. 24, 2019
6.	35	Chattanooga vs. Davidson	Feb. 12, 2011
7.	34	Wofford vs. Furman	Feb. 1, 2005
	34	Chattanooga vs. Clemson	Nov. 17, 2007
	34	Chattanooga at Appalachian State	Feb. 16, 2009
	34	Chattanooga vs. Oklahoma State	March 20, 2010

Season

1.	768	Samford	2009-10
2.	746	Chattanooga	2006-07
3.	741	Chattanooga	2008-09
4.	740	Chattanooga	2009-10
5.	737	Chattanooga	2010-11
6.	697	Chattanooga	2007-08
7.	681	Samford	2010-11
8.	678	Western Carolina	2019-20
9.	673	Chattanooga	2005-06
10.	670	Furman	2015-16



Furman's Jackie Smith holds the SoCon record for most free throws made in a season and free-throw attempts in a career.

3-point field-goal percentage

Game (minimum 4 made)

1.	100.0 (4-4)	Chattanooga vs. ETSU	1988-89
2.	81.3 (13-16)	Georgia Southern vs. Appalachian State	Feb. 8, 2000
3.	80.0 (4-5)	Appalachian State at George Mason	Dec. 30, 2008
4.	76.9 (10-13)	College of Charleston vs. Wofford	Dec. 14, 2009
	76.9 (10-13)	Davidson vs. Appalachian State	Feb. 2, 2011
	76.9 (10-13)	Davidson vs. Samford	Feb. 3, 2014
7.	75.0 (6-8)	Western Carolina vs. Georgia State	Dec. 11, 2010
	75.0 (12-16)	Chattanooga vs. UNCG	Jan. 19, 2015
9.	72.7 (8-11)	Wofford vs. College of Charleston	Dec. 1, 2001
	72.7 (8-11)	College of Charleston at Elon	Dec. 8, 2008

Season

1.	42.4 (136-321)	Appalachian State	1990-91
2.	41.0 (136-332)	Appalachian State	1990-91
3.	40.8 (151-370)	Chattanooga	1988-89
4.	39.9 (141-353)	Davidson	1999-00
5.	39.6 (270-681)	Samford	2010-11
6.	38.5 (106-275)	ETSU	1993-94
7.	38.1 (164-430)	Furman	2005-06
8.	38.0 (112-295)	ETSU	1996-97
9.	37.9 (55-145)	Appalachian State	1989-90
10.	37.7 (168-498)	Wofford	2016-17
	37.7 (195-517)	Furman	2008-09

Free throws made

Game

1.	43	Western Carolina vs. Davidson	Jan. 14, 1995
2.	42	Furman vs. Western Carolina	Jan. 15, 1996
	42	Wofford vs. Eastern Kentucky	Dec. 13, 1998
	42	Georgia Southern vs. Wofford	Dec. 30, 1998
	42	Furman vs. UNC Asheville	Nov. 26, 2004
6.	41	Appalachian State vs. Radford	Dec. 12, 1990
7.	38	Wofford vs. Eastern Kentucky	Nov. 20, 1999
8.	37	UNCG vs. Elon	Dec. 2, 1998
9.	36	College of Charleston vs. Appalachian State	Jan. 12, 2002
10.	35	Georgia Southern vs. Davidson	Dec. 12, 1999
	35	Western Carolina vs. UNCG	Feb. 27, 2015

Season

1.	609	Appalachian State	1990-91
2.	580	Marshall	1996-97
3.	568	ETSU	1994-95
4.	565	Furman	1994-95
5.	555	Marshall	1995-96
6.	552	Appalachian State	2004-05
7.	526	Davidson	1998-99
8.	508	Davidson	2013-14
9.	507	Chattanooga	2003-04
10.	492	Georgia Southern	1995-96

Free-throw attempts

Game

1.	64	Western Carolina vs. Davidson	Jan. 14, 1995
2.	58	Furman vs. Western Carolina	Jan. 15, 1996
3.	55	Chattanooga vs. UNC Asheville	Dec. 20, 1997
	55	Wofford vs. Eastern Kentucky	Dec. 13, 1998
5.	53	Appalachian State vs. ETSU	Unknown
6.	52	Georgia Southern vs. Wofford	Dec. 30, 1998
7.	50	Chattanooga vs. College of Charleston	Jan. 9, 1999
	50	College of Charleston vs. Appalachian State	Jan. 12, 2002
9.	49	Furman vs. UNC Asheville	Nov. 14, 1997
	49	Wofford vs. New Orleans	Nov. 25, 2003

Season

1.	853	Appalachian State	1990-91
2.	820	Furman	1994-95
3.	803	Marshall	1996-97
4.	797	ETSU	1994-95
5.	777	Marshall	1995-96
6.	775	Western Carolina	1994-95
7.	762	Chattanooga	2003-04
8.	758	Davidson	1998-99
9.	750	Georgia Southern	1995-96
10.	732	Western Carolina	2007-08

Free-throw percentage

Game (minimum 10 made)

1.	100.0 (26-26)	Chattanooga vs. UAB	1990-91
2.	100.0 (14-14)	Samford vs. Davidson	Jan. 19, 2009
	100.0 (14-14)	Samford vs. Chattanooga	Nov. 30, 2009
	100.0 (14-14)	Samford vs. UAB	Dec. 6, 2014
	100.0 (14-14)	Chattanooga vs. Samford	Feb. 24, 2018
6.	100.0 (13-13)	Western Carolina vs. Furman	Mar. 1, 2002
	100.0 (13-13)	Chattanooga at Elon	Dec. 17, 2009
	100.0 (13-13)	Davidson vs. Georgia Southern	Jan. 8, 2011
9.	100.0 (12-12)	College of Charleston vs. Davidson	Jan. 2, 2008
	100.0 (12-12)	Samford vs. Clemson	Dec. 12, 2010
	100.0 (12-12)	Samford vs. Saint Peter's	Dec. 30, 2010
	100.0 (12-12)	Western Carolina vs. Campbell	Dec. 14, 2015
	100.0 (12-12)	UNCG at Mercer	Feb. 29, 2020

TEAM RECORDS



Season

1.	77.5 (386-498)	Samford	2010-11
2.	77.3 (426-551)	Appalachian State	2012-13
3.	77.1 (387-502)	UNCG	2019-20
4.	76.7 (415-541)	Furman	2007-08
	76.7 (472-615)	Davidson	2010-11
6.	76.6 (291-380)	Samford	2012-13
7.	76.4 (337-441)	Mercer	2017-18
8.	75.9 (425-560)	Samford	2009-10
9.	75.7 (358-473)	Chattanooga	2016-17
10.	75.5 (428-567)	Furman	2005-06

Rebounds

Game

1.	75	Marshall vs. West Virginia Tech	Nov. 26, 1984
2.	72	Western Carolina vs. Mars Hill	Dec. 4, 1986
3.	67	Georgia Southern vs. Augusta State	Dec. 18, 2000
4.	66	Wofford at Bethune-Cookman	Nov. 28, 2008
5.	64	Wofford vs. Montreat	Nov. 18, 2005
	64	Elon vs. Western Carolina	Feb. 11, 2008
	64	Wofford vs. Norfolk State	Nov. 18, 2009
	64	Chattanooga vs. Richmond	Dec. 29, 2009
	64	Furman vs. Erskine	Dec. 7, 2010
10.	63	Wofford vs. Limestone	Nov. 26, 2002
	63	Wofford vs. Montreat	Dec. 8, 2006
	63	Western Carolina vs. Elon	Feb. 11, 2008
	63	UNCG vs. Pfeiffer	Nov. 11, 2018

Season

1.	1,521	Western Carolina	2007-08
2.	1,504	Appalachian State	2009-10
3.	1,488	Western Carolina	2006-07
4.	1,434	Georgia Southern	2002-03
5.	1,433	College of Charleston	2012-13
6.	1,421	Western Carolina	2008-09
7.	1,419	Mercer	2014-15
8.	1,416	UNCG	2016-17
9.	1,405	Appalachian State	1990-91
10.	1,370	Davidson	2012-13

Rebounding average

Season

1.	49.6 (26-1,289)	ETSU	1993-94
2.	47.8 (30-1,434)	Georgia Southern	2002-03
3.	44.8 (29-1,299)	Georgia Southern	2003-04
4.	44.8 (32-1,433)	College of Charleston	2012-13
5.	44.7 (34-1,521)	Western Carolina	2007-08
6.	43.8 (34-1,488)	Western Carolina	2006-07
7.	43.1 (33-1,421)	Western Carolina	2008-09
8.	43.0 (35-1,504)	Appalachian State	2009-10
9.	41.4 (29-1,201)	Wofford	2008-09
10.	41.0 (33-1,353)	Chattanooga	2009-10

Assists

Game

1.	36	Chattanooga vs. Marshall	Jan. 13, 1990
2.	35	Chattanooga vs. Georgia State	Jan. 10, 1990
3.	34	Furman vs. Charleston Southern	Jan. 16, 1991
4.	33	Chattanooga vs. Mercer	Feb. 3, 1987
	33	Chattanooga vs. Tennessee State	Feb. 14, 1990
6.	31	Georgia Southern vs. Appalachian State	Jan. 23, 1993
	31	Appalachian State vs. Furman	Jan. 11, 1997
	31	Mercer vs. Winthrop	Dec. 17, 2017
9.	30	Georgia Southern at Central Florida	Dec. 8, 1992
	30	UNCG vs. Winthrop	Feb. 17, 1993
	30	UNCG vs. College of Charleston	Dec. 29, 1999
	30	Wofford vs. Limestone	Dec. 14, 2001

Season

1.	625	Chattanooga	1988-89
2.	616	Chattanooga	1989-90
3.	589	Appalachian State	2010-11
4.	561	Chattanooga	1990-91
5.	556	Appalachian State	2009-10
6.	548	Chattanooga	2005-06
7.	547	Chattanooga	1985-86
8.	541	Chattanooga	1991-92
9.	538	Mercer	2017-18
10.	537	Chattanooga	1987-88

Assists average

Season

1.	20.2 (31-625)	Chattanooga	1988-89
2.	21.2 (29-616)	Chattanooga	1989-90
3.	20.0 (28-561)	Chattanooga	1990-91
4.	19.2 (28-537)	Chattanooga	1987-88
5.	18.9 (29-547)	Chattanooga	1985-86
6.	18.4 (32-589)	Appalachian State	2010-11
7.	18.0 (30-541)	Chattanooga	1991-92
8.	18.0 (29-522)	Furman	1989-90
9.	17.7 (30-532)	Georgia Southern	1992-93
10.	17.7 (31-548)	Chattanooga	2005-06



Chattanooga's Brooke Hand ended her career as the SoCon's career 3-point field goal leader.

Blocked shots

Game		
1. 17	Appalachian State vs. Elon	Jan. 2, 2010
2. 15	College of Charleston vs. Furman	Dec. 3, 2011
15	Furman vs. Southern Wesleyan	Dec. 13, 2014
4. 14	Wofford vs. Furman	Feb. 7, 2009
14	Chattanooga vs. Wofford	Feb. 6, 2015
6. 13	Marshall vs. Youngstown State	March 4, 1989
13	Elon at UNCG	Jan. 13, 2010
13	Chattanooga vs. Furman	Jan. 19, 2019
13	Chattanooga vs. UNCG	March 7, 2019
13	Mercer vs. Furman	Feb. 8, 2020

Season

1. 223	Appalachian State	2009-10
2. 202	Chattanooga	2015-16
3. 189	Chattanooga	2014-15
4. 188	Chattanooga	2016-17
5. 181	Elon	2010-11
6. 171	Wofford	2007-08
7. 170	Marshall	1988-89
8. 167	Wofford	2008-09
9. 165	Mercer	2019-20
10. 163	Wofford	2010-11

Blocked-shots average

Season		
1. 6.4 (35-223)	Appalachian State	2009-10
2. 6.3 (32-202)	Chattanooga	2015-16
3. 6.1 (28-170)	Marshall	1988-89
4. 5.8 (29-167)	Wofford	2008-09
5. 5.9 (32-188)	Chattanooga	2016-17
6. 5.7 (33-189)	Chattanooga	2014-15
7. 5.5 (31-171)	Wofford	2007-08
8. 5.5 (33-181)	Elon	2010-11
9. 5.4 (30-163)	Wofford	2010-11
10. 5.3 (31-165)	Mercer	2019-20

Steals

Game		
1. 33	Marshall vs. West Virginia State	Nov. 25, 1983
2. 31	Wofford vs. Southern Virginia	Nov. 13, 2006
3. 29	Furman vs. Monmouth	Nov. 24, 1989
4. 27	Chattanooga vs. Clark	Jan. 18, 1988
27	Georgia Southern vs. Appalachian State	Jan. 1, 1990
27	Georgia Southern vs. Central Florida	Dec. 8, 1992
27	UNCG vs. UNC Wilmington	Nov. 12, 2006
8. 26	Chattanooga vs. Mercer	Dec. 5, 1987
26	Davidson vs. Washington & Lee	Dec. 29, 1994
10. 25	Georgia Southern vs. USC Spartanburg	Nov. 24, 1999
25	UNCG vs. College of Charleston	Dec. 29, 1999
25	UNCG vs. Wofford	Jan. 20, 2016

Season

1. 442	Appalachian State	2011-12
2. 415	Appalachian State	2010-11
3. 394	Furman	1989-90
4. 387	Georgia Southern	2000-01
387	Wofford	2005-06
6. 382	Davidson	2006-07
7. 378	Georgia Southern	1992-93
8. 376	Appalachian State	2007-08
9. 368	Appalachian State	2012-13
10. 353	Georgia Southern	1993-94
353	UNCG	2001-02

Steals average

Season

1. 14.3 (27-387)	Georgia Southern	2000-01
2. 13.8 (28-387)	Wofford	2005-06
3. 13.0 (33-415)	Appalachian State	2010-11
4. 12.7 (31-394)	Furman	1989-90
5. 12.6 (30-378)	Georgia Southern	1992-93
6. 12.5 (30-376)	Appalachian State	2007-08
7. 12.3 (28-343)	Georgia Southern	1999-00
8. 11.9 (32-382)	Davidson	2006-07
9. 11.9 (31-368)	Appalachian State	2012-13
10. 11.8 (30-353)	Georgia Southern	1993-94

Wins

1. 30	Mercer	2017-18
2. 29	Chattanooga	2003-04
29	Chattanooga	2007-08
29	Chattanooga	2012-13
29	Chattanooga	2013-14
29	Chattanooga	2014-15
7. 27	Chattanooga	2005-06
27	Appalachian State	2011-12
9. 26	Chattanooga	1983-84
26	Chattanooga	1999-00
26	Chattanooga	2002-03



Davidson's Sophia Aleksandravicius (2009-13) owned three of the top four single-season blocked-shot totals in league history and was the SoCon's career leader with 339 when she finished her career.

COACHING RECORDS



ETSU

Coach	Seasons	Years	W	L	Pct.
Dr. Janice Shelton	1970-72, 73-75	4	23	29	.442
Dr. Robert Bell	1972-73	1	3	4	.429
Becky Erwin	1975-76	1	4	13	.235
Nancy Boller	1976-78	2	22	23	.489
Susan Yow	1978-86	8	117	102	.534
Debbie Richardson	1986-94	8	79	131	.376
Karen Kemp	1994-13	19	272	277	.495
Brittney Ezell	2013-present	7	101	115	.468

Furman

Coach	Seasons	Years	W	L	Pct.
Virginia Robertson	1969-71	2	14	9	.609
Jean Bryant	1971-74	3	15	26	.366
Caroline Brown	1974-75	1	2	13	.133
Sharon Morel	1975-76	1	7	13	.350
Barbara Berry	1976-80	4	17	50	.254
Susan Roberts	1980-82	2	14	29	.326
Sherry Carter	1982-02	20	300	254	.542
Sam Dixon	2002-10	8	102	136	.429
Jackie Carson	2010-present	10	163	150	.521

Mercer

Coach	Seasons	Years	W	L	Pct.
Peggy Collins	1970-77	7	133	33	.801
Jane Fontaine	1977-80	3	57	33	.633
Ed Nixon	1980-90	10	116	166	.411
Lea Henry	1990-94	4	55	55	.500
Billy Holmes	1994-01	7	76	118	.392
Sharon Baldwin	2001-02	1	16	13	.552
Brenda Welch-Nichols	2002-06	4	51	62	.451
Sybil Blalock	2006-07	1	5	25	.167
Janell Jones	2007-10	3	35	56	.385
Susie Gardner	2010-present	10	177	142	.555

UNCG

Coach	Seasons	Years	W	L	Pct.
June Galloway	1969-72	3	38	14	.731
Marilyn Gibbs	1972-76	4	35	37	.486
Jan Donohue	1976-78	2	9	32	.220
Ditty Speeler	1978-80	2	20	24	.455
Robin Joseph	1980-81	1	9	14	.391
Lynne Agee	1981-11	30	556	311	.641
Wendy Palmer	2011-15	5	33	117	.220
Trina Patterson	2016-present	4	67	61	.523

Samford

Coach	Seasons	Years	W	L	Pct.
Janet Cone	1997-02	5	41	97	.297
Mike Morris	2002-19	17	280	237	.542
Carley Kuhns	2019-20	1	18	14	.563

Chattanooga

Coach	Seasons	Years	W	L	Pct.
Grace Keith	1974-76	2	21	23	.477
Sharon Fanning	1976-87	11	193	131	.596
Craig Parrott	1987-98	11	164	146	.529
Wes Moore	1998-13	15	358	113	.760
Jim Foster	2013-18	5	120	40	.750
Katie Burrows	2019-present	2	25	35	.416

Western Carolina

Coach	Seasons	Years	W	L	Pct.
Betty Westmoreland	1965-79	14	189	89	.680
Judy Pounds	1979-81	2	28	22	.560
Judy Stroud	1981-85	4	46	58	.442
Tony Baldwin	1985-90	5	51	83	.381
Janet Cone	1990-93	3	17	65	.207
Gary Peters	1993-97	4	34	74	.339
Maria Fantanarosa	1997-98	1	7	20	.259
Jill Dunn	1998-00	2	23	33	.411
Beth Dunkenberger	2000-04	4	65	50	.565
Kellie Harper	2004-09	5	97	65	.599
Karen Middleton	2009-15	6	63	121	.342
Stephanie McCormick	2015-19	4	24	95	.202
Kiley Hill	2019-20	1	5	25	.167

Wofford

Coach	Seasons	Years	W	L	Pct.
Patricia Gainey	1980-84	4	42	58	.420
Crystal Sharpe	1984-96*	11	152	144	.514
Mark Line	1996*	1	4	11	.267
David Graves	1996-02	6	54	115	.320
Ed Wyant	2002-03	1	4	24	.143
Samantha Young	2003-04	1	0	28	.000
Edgar Farmer	2004-15	12	99	253	.281
Jimmy Garrity	2016-present	4	54	66	.450

*Sharpe resigned; Line finished the season

SOCON COACHING RECORDS

Overall wins

Rk	Name, school (years)	Yrs	W	L	Pct.
1.	Wes Moore, Chattanooga (1998-13)	15	358	113	.760
2.	Sherry Carter, Furman (1983-02)	19	292	241	.548
3.	Rusty Cram, Georgia Southern (1996-12)	16	239	230	.510
4.	Linda Robinson, Appalachian State (1984-97)	13	236	137	.632
5.	Lynne Agee, UNCG (1997-11)	14	220	192	.534
6.	Mike Morris, Samford (2008-19)	11	187	156	.545
7.	Craig Parrott, Chattanooga (1987-98)	11	164	146	.529
8.	Jackie Carson, Furman (2010-present)	10	163	150	.521
9.	Judy Southard, Marshall (1983-92)	9	160	95	.627
10.	Annette Watts, Davidson (2001-10)	9	144	121	.543
11.	Karen Kemp, ETSU (1994-05)	11	135	171	.411
12.	Susie Gardner, Mercer (2010-present)	6	132	65	.670
13.	Jim Foster, Chattanooga (2013-18)	5	120	40	.750
14.	Nancy Wilson, College of Charleston (2003-12)	9	118	152	.437
15.	Darcie Vincent, Appalachian State (2008-14)	6	117	75	.609
16.	Sam Dixon, Furman (2002-10)	8	102	136	.429

Overall winning percentage (minimum two years)

Rk	Name, school (years)	Yrs	W	L	Pct.
1.	Wes Moore, Chattanooga (1998-13)	15	358	113	.760
2.	Jim Foster, Chattanooga (2013-18)	5	120	40	.750
3.	Susie Gardner, Mercer (2014-present)	6	132	65	.670
4.	Linda Robinson, Appalachian State (1984-97)	13	236	137	.632
5.	Judy Southard, Marshall (1983-92)	9	160	95	.627
6.	Darcie Vincent, Appalachian State (2008-14)	6	117	75	.609
7.	Kellie Harper, Western Carolina (2004-09)	5	97	65	.599
8.	Drema Greer, Georgia Southern (1991-96)	5	87	59	.596
9.	Sharon Fanning, Chattanooga (1983-87)	4	68	48	.586
10.	Michele Savage, Davidson (2010-14)	4	74	56	.569
11.	Beth Dunkenberger, Western Carolina (2000-04)	4	65	50	.565
12.	Sherry Carter, Furman (1983-02)	19	292	241	.548
13.	Mike Morris, Samford (2008-19)	11	187	156	.545
14.	Annette Watts, Davidson (2001-10)	9	144	121	.543

SoCon wins

Name, school (years)	Yrs	W	L	Pct.
1. Wes Moore, Chattanooga (1998-13)	15	241	43	.849
2. Rusty Cram, Georgia Southern (1996-12)	16	163	131	.554
3. Lynne Agee, UNCG (1997-11)	14	149	111	.573
4. Sherry Carter, Furman (1984-02)	18	133	102	.566
5. Mike Morris, Samford (2008-19)	11	110	70	.611
6. Annette Watts, Davidson (2001-10)	9	102	68	.600
7. Linda Robinson, Appalachian State (1984-97)	13	98	49	.667
8. Karen Kemp, ETSU (1994-05)	11	89	98	.476
9. Jackie Carson, Furman (2010-present)	10	85	77	.525
10. Darcie Vincent, Appalachian State (2008-14)	6	78	40	.661
11. Nancy Wilson, College of Charleston (2003-12)	17	75	99	.431
12. Craig Parrott, Chattanooga (1987-98)	11	70	63	.526
13. Judy Southard, Marshall (1983-92)	9	65	23	.739
14. Susie Gardner, Mercer (2014-present)	6	65	19	.774
15. Sam Dixon, Furman (2002-10)	8	63	89	.414

SoCon winning percentage (minimum two seasons)

Name, school (years)	Yrs	W	L	Pct.
1. Jim Foster, Chattanooga (2013-18)	5	64	10	.864
2. Wes Moore, Chattanooga (1998-13)	15	241	43	.849
3. Susie Gardner, Mercer (2014-present)	6	65	19	.774
4. Judy Southard, Marshall (1983-92)	9	65	23	.739
5. Sharon Fanning, Chattanooga (1983-87)	4	27	11	.711
6. Drema Greer, Georgia Southern (1992-96)	4	37	16	.698
7. Linda Robinson, Appalachian State (1984-97)	13	98	49	.667
8. Michele Savage, Davidson (2010-14)	4	52	26	.667
9. Darcie Vincent, Appalachian State (2008-14)	6	78	40	.661
10. Kellie Harper, Western Carolina (2004-09)	5	62	32	.660
11. Katie Burrows, Chattanooga (2018-present)	2	18	10	.643
12. Charlotte Smith, Elon (2011-14)	3	36	22	.621
13. Annette Watts, Davidson (2001-10)	9	102	68	.600
14. Brittney Ezell, ETSU (2014-present)	6	50	34	.595
15. Mike Morris, Samford (2008-19)	11	110	78	.585
16. Lynne Agee, UNCG (1997-11)	14	149	111	.573

INDIVIDUAL

SCORING

Year		G	Points	Avg.
1984-85	Valorie Whiteside, Appalachian State	28	758	27.1
1985-86	Karen Pelphrey, Marshall	28	732	26.1
1986-87	Valorie Whiteside, Appalachian State	31	776	25.0
1987-88	Valorie Whiteside, Appalachian State	28	712	25.4
1988-89	Beth Laney, Appalachian State	27	524	19.4
1989-90	Glenda Cunningham, Appalachian State	29	617	21.3
1990-91	Nicole Hopson, ETSU	28	626	22.4
1991-92	Rushia Brown, Furman	26	546	21.0
1992-93	Angela Crosby, Appalachian State	27	582	21.6
1993-94	Angela Crosby, Appalachian State	28	623	22.3
1994-95	DeShawne Blocker, ETSU	30	728	24.3
1995-96	Amy Engle, ETSU	26	521	20.0
1996-97	Carolyn Kirsch, Davidson	26	423	16.3
1997-98	Jackie Smith, Furman	29	546	18.8
1998-99	Jackie Smith, Furman	27	539	20.0
1999-00	Damita Bullock, Chattanooga	31	568	18.3
2000-01	Laura Echols, Western Carolina	28	505	18.0
2001-02	Jenny Nett, Wofford	29	613	21.1
2002-03	Wilma Simpson, College of Charleston	29	440	15.2
2003-04	Holly Andrews, Elon	16	303	18.9
2004-05	Tiffani Mayes, ETSU	29	571	19.7
2005-06	Kitara McMoore, Elon	28	391	14.0
2006-07	Alex Anderson, Chattanooga	33	677	20.5
2007-08	Alex Anderson, Chattanooga	33	570	17.3
2008-09	Shanara Hollinquest, Chattanooga	32	529	16.5
2009-10	Shanara Hollinquest, Chattanooga	33	562	17.0
2010-11	Whitney Hood, Chattanooga	31	584	18.8
2011-12	Anna Freeman, Appalachian State	34	522	15.4
2012-13	Anna Freeman, Appalachian State	31	513	16.5
2012-13	Sophia Aleksandravicius, Davidson	35	577	16.5
2013-14	Maryah Sydnor, Appalachian State	29	563	19.4
2014-15	Precious Bridges, Mercer	35	718	20.5
2015-16	Lucy Mason, UNCG	30	660	22.0
2016-17	Tianna Tarter, ETSU	30	595	19.8
2017-18	Kahlia Lawrence, Mercer	33	636	19.3
2018-19	Nadine Soliman, UNCG	30	573	19.1
2019-20	Nadine Soliman, UNCG	32	525	16.4

REBOUNDING

Year		G	No.	Avg.
1984-85	Valorie Whiteside, Appalachian State	28	435	15.5
1985-86	Katie Beck, ETSU	28	362	12.9
1986-87	Katie Beck, ETSU	25	342	13.7
1987-88	Katie Beck, ETSU	25	441	17.6
1988-89	Janet Stallings, Chattanooga	31	291	9.4
1989-90	Glenda Cunningham, Appalachian State	29	300	10.3
1990-91	Natalie Cleckley, Furman	28	356	12.7
1991-92	Rushia Brown, Furman	26	243	9.3
1992-93	DeShawne Blocker, ETSU	25	326	13.0
1993-94	DeShawne Blocker, ETSU	26	450	17.3
1994-95	DeShawne Blocker, ETSU	30	345	11.5
1995-96	Kristina Behnfeldt, Marshall	29	257	8.9
1996-97	Tonya Bristow, Furman	27	230	8.5
1997-98	Jackie Smith, Furman	29	303	10.4
1998-99	Jackie Smith, Furman	27	242	9.0
1999-00	Jackie Smith, Furman	31	335	10.8
2000-01	Natasha Lettosome, Appalachian State	29	258	8.9
2001-02	Orion Wake, Furman	29	262	9.0
2002-03	Lauren Trantham, ETSU	28	278	9.9
2003-04	Tiffani Mayes, ETSU	27	246	9.1
2004-05	Jennifer Gardner, Western Carolina	32	295	9.2
2005-06	Kitara McMoore, Elon	28	256	9.1
2006-07	Alex Anderson, Chattanooga	33	333	10.1
2007-08	Alex Anderson, Chattanooga	33	288	8.7
2008-09	Mercedes Robinson, Davidson	30	288	9.6
2009-10	Shanara Hollinquest, Chattanooga	33	295	8.9
2010-11	Kelsey Evans, Elon	33	304	9.2
2011-12	Sophia Aleksandravicius, Davidson	31	276	8.9
2012-13	Sophia Aleksandravicius, Davidson	35	347	9.9
2013-14	Brittany Hodges, Furman	30	274	9.1
2014-15	Destiny Mitchell, ETSU	33	299	9.1
2015-16	Jasmine Joyner, Chattanooga	32	293	9.2
2016-17	Jasmine Joyner, Chattanooga	32	336	10.5
2017-18	Ije Ajemba, UNCG	31	386	12.5
2018-19	Amanda Thompson, Mercer	33	349	10.6
2019-20	Tierra Hodges, Furman	31	323	10.4

FIELD-GOAL PERCENTAGE

Year		FGM	FGA	Pct.
1984-85	Tammy Larkey, ETSU	166	274	60.6
1985-86	Katie Beck, ETSU	274	485	56.5
1986-87	Katie Beck, ETSU	231	377	61.3
1987-88	Katie Beck, ETSU	206	361	57.1



Furman's Melissa Liebschwager led the nation in 3-point field-goal percentage (47.0) in 2008-09 and won ESPN's 21st Annual Women's College Basketball 3-Point Shooting Championship at the Palace at Auburn Hills prior to the Men's Final Four in April 2009.

1988-89	Beth Laney, Appalachian State	185	337	54.9
1989-90	Rushia Brown, Furman	191	336	56.8
1990-91	Natalie Cleckley, Furman	214	365	58.6
1991-92	Rushia Brown, Furman	216	371	58.2
1992-93	DeShawne Blocker, ETSU	190	294	64.6
1993-94	Rushia Brown, Furman	242	394	61.4
1994-95	Kristen Ferrucci, Davidson	139	216	64.4
1995-96	Telly Hall, Georgia Southern	161	286	56.3
1996-97	Carlise Oglesby, Chattanooga	168	341	49.3
1997-98	Sharon Mitchell, Georgia Southern	160	251	63.7
1998-99	Sharon Mitchell, Georgia Southern	158	271	58.3
1999-00	Cathy Franks, Wofford	125	204	61.3
2000-01	Lucy Hines, Wofford	95	164	57.9
2001-02	Misty Copas, ETSU	107	161	66.5
2002-03	Jennifer Gardner, Western Carolina	107	209	51.2
2003-04	Courtney Nyborg, Elon	134	226	59.3
2004-05	Kitara McMoore, Elon	95	178	53.4
2005-06	Alex Anderson, Chattanooga	140	243	57.6
2006-07	Shanara Hollinquest, Chattanooga	75	137	54.7
2007-08	Shanara Hollinquest, Chattanooga	149	256	58.2
2008-09	Shanara Hollinquest, Chattanooga	182	355	51.3
2009-10	J'Lisia Ogburn, Georgia Southern	132	248	53.2
2010-11	Ashlen Dewart, Appalachian State	199	373	53.4
2011-12	Whitney Hood, Chattanooga	156	316	49.4
2012-13	Ashlen Dewart, Chattanooga	210	396	53.0
2013-14	Keke Cooper, Appalachian State	141	238	59.2
2014-15	Brittany Hodges, Furman	171	295	58.0
2015-16	Holli Wilkins, Furman	163	341	47.8
2016-17	Grayson Pinholster, Wofford	107	207	51.7
2017-18	Celena Taborn, Furman	150	245	61.2
2018-19	Celena Taborn, Furman	154	240	64.2
2019-20	Celena Taborn, Furman	104	155	67.1

3-POINT FIELD-GOAL PERCENTAGE

Year		3FGM	3FGA	Pct.
1987-88	Jane Dalton, Appalachian State	11	23	47.8
1988-89	Marcheta Winton, Chattanooga	87	195	44.6
1989-90	Karen Gruca, Appalachian State	50	117	42.7
1990-91	Karen Gruca, Appalachian State	83	197	42.1
1991-92	Leigh Ann Cook, Western Carolina	45	111	40.5
1992-93	Beth Kilby, Appalachian State	54	136	39.7
1993-94	Nikki Kile, ETSU	54	131	41.2
1994-95	Amy Engle, ETSU	82	192	42.7
1995-96	Melissa Davis, Appalachian State	45	98	45.9
1996-97	Haley Cook, Furman	47	119	39.5
1997-98	Jennifer O'Brien, Davidson	46	101	45.5
1998-99	Terri Brock, Chattanooga	70	158	44.3
1999-00	Meagan Gleason, Davidson	47	105	44.8
2000-01	Tara Charles, Furman	51	118	43.2
2001-02	Miranda Warfield, Chattanooga	56	128	43.8
2002-03	Katasha Brown, Chattanooga	39	92	42.4
2003-04	Miranda Warfield, Chattanooga	45	100	45.0
2004-05	Stephanie Ripberger, Wofford	31	74	41.9
2005-06	Eboni Kirby, Appalachian State	28	62	45.2
2006-07	Katie Hamilton, Davidson	32	49	38.9

YEARLY LEADERS



2007-08	Alex Thompson, Davidson	41	96	42.7
2008-09	Melissa Liebschwager, Furman	70	149	47.0
2009-10	Emily London, Samford	68	147	46.3
2010-11	Emily London, Samford	84	174	48.3
2011-12	Zora Stephenson, Elon	33	78	42.3
2012-13	Teshia Griswold, Furman	46	117	39.3
2013-14	Hannah Early, Davidson	63	151	41.7
2014-15	Taylor Reece, Samford	39	90	43.3
2015-16	Holli Wilkins, Furman	35	78	44.9
2016-17	Chloe Wanink, Wofford	61	155	39.4
2017-18	Lakelyn Bouldin, Chattanooga	62	159	39.0
2018-19	Cassidy Williams, Samford	37	86	43.0
2019-20	Chloe Wanink, Wofford	73	154	47.4

FREE-THROW PERCENTAGE

Year		FTM	FTA	Pct.
1984-85	Karen Pelphrey, Marshall	130	160	81.3
1985-86	Kristi Glenn, Furman	69	80	86.3
1986-87	Beth Laney, Appalachian State	132	156	84.6
1987-88	Beth Laney, Appalachian State	86	113	76.1
1988-89	Jenny Leavitt, Marshall	91	110	82.7
1989-90	Lea Ann Parsley, Marshall	96	104	92.3
1990-91	Nicole Hopson, ETSU	136	161	84.5
1991-92	Penny Roberson, Appalachian State	76	93	81.7
1992-93	Lori Lyons, Western Carolina	130	166	78.3
1993-94	Karen Stanley, Furman	93	106	87.7
1994-95	Karen Stanley, Furman	138	163	84.7
1995-96	Amy Engle, ETSU	125	148	84.5
1996-97	Kristina Behnfeldt, Marshall	148	187	79.1
1997-98	Rebecca Viverette, UNCG	100	114	87.7
1998-99	Jamie Brown, Davidson	103	127	81.1
1999-00	Karma Edwards, Appalachian State	62	69	89.9
2000-01	Damita Bullock, Chattanooga	74	91	81.3
2001-02	Janna Maggette, Davidson	67	77	87.0
2002-03	Heather McDivitt, Chattanooga	62	70	88.6
2003-04	Amanda Eaton, UNCG	61	73	83.6
2004-05	Tommi Paris, Furman	132	152	86.8
2005-06	Tommi Paris, Furman	102	110	92.7
2006-07	Carolyn Whitney, Georgia Southern	82	97	84.5
2007-08	Alex Thompson, Davidson	67	77	87.0
2008-09	Emily London, Samford	83	92	90.2
2009-10	Emily London, Samford	101	112	90.2
2010-11	Emily London, Samford	117	125	93.6
2011-12	Kaitlin Murphy, Furman	75	87	86.2
2012-13	Ali Ford, Elon	89	98	90.8
2013-14	Maryah Sydnor, Appalachian State	143	164	87.2
2014-15	Justin Taylor, Western Carolina	136	162	84.0
2015-16	Lucy Mason, UNCG	173	213	81.2
2016-17	Chelsey Shumpert, Chattanooga	74	89	83.1
2017-18	Cierra Carter, Furman	122	139	87.8
2018-19	Le'Jzae Davidson, Furman	124	147	84.4
2019-20	Lakelyn Bouldin, Chattanooga	89	106	84.0

ASSISTS

Year		G	No.	Avg.
1984-85	Kim Skala, ETSU	27	234	8.7
1985-86	Kim Skala, ETSU	27	285	10.6
1986-87	Kim Skala, ETSU	25	202	8.1
1987-88	Jane Dalton, Appalachian State	28	169	6.0
1988-89	Nancy Smith, Chattanooga	28	184	6.6



Wofford's Mahogany Williams led the SoCon in blocked shots in 2007-08 and 2008-09.

1989-90	Amy Wales, Chattanooga	29	208	7.2
1990-91	Nancy Smith, Chattanooga	28	175	6.3
1991-92	Jan Cameron, Chattanooga	30	142	4.7
1992-93	Jan Cameron, Chattanooga	28	165	5.9
1993-94	Jan Cameron, Chattanooga	28	151	5.4
1994-95	Missy Broy, Western Carolina	27	154	5.7
1995-96	Missy Broy, Western Carolina	27	137	5.1
	Shannon Spencer, Appalachian State	29	149	5.1
1996-97	Missy Broy, Western Carolina	27	114	4.2
1997-98	Jennifer O'Brien, Davidson	27	184	6.8
1998-99	Jennifer O'Brien, Davidson	28	163	5.8
1999-00	Jennifer O'Brien, Davidson	27	142	5.3
2000-01	Christy Blackwell, Western Carolina	28	133	4.8
2001-02	Ki-Ki Glass, Western Carolina	28	117	4.2
2002-03	Tiffany Lanier, Georgia Southern	30	126	4.2
2003-04	Lisa Miller, Elon	29	127	4.4
2004-05	Marketta Talley, College of Charleston	29	142	4.9
2005-06	Kristen Boone, UNCG	26	122	4.7
2006-07	Jade Hughes, College of Charleston	29	119	4.1
2007-08	Alex Thompson, Davidson	30	119	4.0
2008-09	Sam Ramirez, Appalachian State	31	136	4.4
2009-10	Tonia Gerty, College of Charleston	33	170	5.2
2010-11	Rachel Brittenham, Wofford	30	160	5.3
2011-12	Rachel Brittenham, Wofford	31	161	5.2
2012-13	Jill Brown, College of Charleston	32	206	6.4
2013-14	Brigid Morrissey, Furman	31	191	6.2
2014-15	Whitney Bunn, Furman	33	226	6.8
2015-16	Sydni Means, Mercer	33	189	5.7
2016-17	Sydni Means, Mercer	32	216	6.8
2017-18	Sydni Means, Mercer	33	264	8.0
2018-19	Da'Ja Green, Wofford	31	162	5.2
2019-20	Charity Brown, Samford	32	182	5.7

BLOCKED SHOTS

Year		No.	Avg.
1987-88	Sharon Deal, Marshall	71	2.6
1988-89	Sharon Deal, Marshall	117	4.2
1989-90	Shannon Thomas, Appalachian State	49	1.7
1990-91	Latoya Armstrong, Furman	33	1.2
1991-92	Regina Brown, Western Carolina	64	2.3
1992-93	Rushia Brown, Furman	34	1.2
1993-94	Rushia Brown, Furman	46	1.7
1994-95	Keri Simmons, Marshall	29	1.1
1995-96	Elizabeth Noethling, Furman	42	1.6
1996-97	Jennie Vanlerberghe, Davidson	39	1.6
1997-98	Lucy Hines, Wofford	46	1.6
1998-99	Lucy Hines, Wofford	46	1.6
1999-00	Wilma Simpson, College of Charleston	30	1.1
	Lucy Hines, Wofford	31	1.1
2000-01	Meghan Bryant, Davidson	46	1.6
2001-02	Phoebe Clark, Wofford	29	2.0
2002-03	Lauren Trantham, ETSU	28	1.6
2003-04	Courtney Nyborg, Elon	71	2.5
2004-05	Jenny Weurding, Wofford	50	2.1
2005-06	Jenny Weurding, Wofford	60	2.1
2006-07	Jennifer Weurding, Wofford	81	2.9
2007-08	Mahogany Williams, Wofford	65	2.1
2008-09	Mahogany Williams, Wofford	62	2.1
2009-10	Anna Freeman, Appalachian State	92	2.6
2010-11	Sophia Aleksandravicius, Davidson	95	3.1
2011-12	Sophia Aleksandravicius, Davidson	91	2.9
2012-13	Sophia Aleksandravicius, Davidson	102	2.9
2013-14	Jasmine Joyner, Chattanooga	56	2.2
2014-15	Jasmine Joyner, Chattanooga	132	4.0
2015-16	Jasmine Joyner, Chattanooga	126	3.9
2016-17	Jasmine Joyner, Chattanooga	122	3.8
2017-18	Arianea Whitaker, Chattanooga	45	1.5
	Sherae Bonner, Western Carolina	39	1.5
2018-19	Arianea Whitaker, Chattanooga	64	2.3
2019-20	Shannon Titus, Mercer	60	1.9

STEALS

Year		No.	Avg.
1987-88	Valorie Whiteside, Appalachian State	93	3.3
	Nancy Smith, Chattanooga	93	3.3
1988-89	Nancy Smith, Chattanooga	112	4.0
1989-90	Jenelle Stephenson, Marshall	73	2.8
1990-91	Nicole Hopson, ETSU	90	3.2
1991-92	Rushia Brown, Furman	83	3.2
1992-93	Tracy Krueger, Marshall	122	4.4
1993-94	Shannon Spencer, Appalachian State	85	3.0
1994-95	Shannon Spencer, Appalachian State	106	3.8
1995-96	Shannon Spencer, Appalachian State	97	3.3
1996-97	Jennifer O'Brien, Davidson	66	2.5
1997-98	Jennifer O'Brien, Davidson	86	3.2
1998-99	Jennifer O'Brien, Davidson	99	3.5
1999-00	Jennifer O'Brien, Davidson	117	4.3
2000-01	Janna Maggette, Davidson	99	3.5

WWW.SOCONSPORTS.COM

2001-02	Danna Simpson, Georgia Southern	63	2.3
2002-03	Tiffany Lanier, Georgia Southern	101	3.4
2003-04	Kiya Verdell, ETSU	64	2.6
2004-05	Kristen Boone, UNCG	121	4.3
2005-06	Kristen Boone, UNCG	101	3.9
2006-07	Whitney Tossie, Appalachian State	113	3.7
2007-08	Liz Miller, Wofford	97	3.1
2008-09	Liz Miller, Wofford	62	2.4
2009-10	Kelly Dwyer, Wofford	76	2.6
2010-11	Anna Freeman, Appalachian State	100	3.1
2011-12	Anna Freeman, Appalachian State	122	3.6
2012-13	Anna Freeman, Appalachian State	90	2.9
2013-14	Jordan Frazier, Wofford	84	3.0
2014-15	Jordan Frazier, Wofford	74	2.8
2015-16	Jordan Frazier, Wofford	69	2.5
2016-17	Sydni Means, Mercer	80	3.2
2017-18	Erica Haynes-Overton, ETSU	108	3.6
2018-19	Erica-Haynes Overton, ETSU	97	3.1
2019-20	Shannon Titus, Mercer	83	2.7

TEAM

SCORING OFFENSE

Year	Points	Avg.	
1984-85	Marshall	2,392	82.5
1985-86	Marshall	2,158	77.1
1986-87	Appalachian State	2,543	82.0
1987-88	Appalachian State	2,343	83.7
1988-89	Appalachian State	2,137	79.1
1989-90	Furman	2,440	84.1
1990-91	Furman	2,318	82.8
1991-92	Furman	2,030	78.1
1992-93	Furman	2,170	77.5
1993-94	Appalachian State	2,220	79.3
1994-95	ETSU	2,432	81.1
1995-96	Appalachian State	2,417	80.6
1996-97	Marshall	2,293	76.4
1997-98	Georgia Southern	2,236	77.1
1998-99	Davidson	2,139	76.4
1999-00	Chattanooga	2,284	73.7
2000-01	Chattanooga	2,331	75.2
2001-02	Chattanooga	2,344	75.6
2002-03	Chattanooga	2,262	73.0
2003-04	Chattanooga	2,330	72.8
2004-05	Western Carolina	2,221	69.4
2005-06	Chattanooga	2,328	75.1
2006-07	Chattanooga	2,379	72.1
2007-08	Western Carolina	2,518	74.1
2008-09	Chattanooga	2,226	69.6
2009-10	Chattanooga	2,216	67.2
2010-11	Appalachian State	2,338	73.1
2011-12	Appalachian State	2,266	66.6
2012-13	Appalachian State	2,131	68.7
2013-14	Chattanooga	2,302	69.8
2014-15	Furman	2,249	68.2
2015-16	UNCG	1,965	65.5
2016-17	Mercer	2,106	65.8
2017-18	Mercer	2,332	70.7
2018-19	Wofford	2,258	72.8
2019-20	Wofford	2,041	68.0

SCORING DEFENSE

Year	Points	Avg.	
1984-85	ETSU	1,797	66.6
1985-86	Appalachian State	1,993	68.7
1986-87	Marshall	1,802	62.1
1987-88	Marshall	1,801	64.3
1988-89	Marshall	1,779	63.5
1989-90	Appalachian State	2,060	71.0
1990-91	Marshall	1,659	59.3
1991-92	Marshall	1,831	65.4
1992-93	Georgia Southern	2,019	67.3
1993-94	Appalachian State	1,932	69.0
1994-95	Appalachian State	1,896	67.7
1995-96	Davidson	1,772	68.2
1996-97	Chattanooga	1,819	67.4
1997-98	UNCG	2,043	68.1
1998-99	UNCG	1,846	65.9
1999-00	Chattanooga	1,904	61.4
2000-01	UNCG	1,791	59.7
2001-02	UNCG	1,890	61.0
2002-03	Chattanooga	1,874	60.5
2003-04	Chattanooga	1,853	57.9
2004-05	Chattanooga	1,639	54.6
2005-06	Elon	1,580	56.4
2006-07	College of Charleston	1,795	59.8
2007-08	Chattanooga	1,866	56.5
2008-09	Samford	1,542	53.2



Three-time SoCon Player of the Year Kahlia Lawrence led Mercer to back-to-back regular-season co-championship runs and then helped the Bears clinch their first-ever outright regular-season title in 2018.

2009-10	Georgia Southern	1,752	56.5
2010-11	Samford	1,864	56.5
2011-12	Davidson	1,733	55.9
2012-13	Samford	1,685	54.4
2013-14	Chattanooga	1,856	56.2
2014-15	Chattanooga	1,665	50.5
2015-16	Samford	1,555	50.2
2016-17	Mercer	1,814	56.7
2017-18	Mercer	1,811	54.9
2018-19	UNCG	1,826	60.9
2019-20	UNCG	1,771	55.3

FIELD-GOAL PERCENTAGE

Year	FGM	FGA	Pct.	
1984-85	ETSU	797	1,645	48.4
1985-86	Appalachian State	890	1,728	51.5
1986-87	Appalachian State	1001	1,792	50.8
1987-88	Appalachian State	953	1,891	50.4
1988-89	Appalachian State	815	2,670	48.8
1989-90	Furman	972	2,086	46.6
1990-91	Furman	882	1,937	45.5
1991-92	Appalachian State	781	1,701	45.9
1992-93	Appalachian State	791	1,671	47.3
1993-94	ETSU	723	1,542	49.6
1994-95	ETSU	859	1,844	46.6
1995-96	Davidson	693	1,693	44.4
1996-97	Marshall	763	1,740	43.9
1997-98	Davidson	743	1,558	47.7
1998-99	Davidson	750	1,602	46.8
1999-00	Chattanooga	797	1,736	45.9
2000-01	Western Carolina	717	1,596	44.9
2001-02	Chattanooga	859	1,959	43.8
2002-03	Western Carolina	681	1,579	43.1
2003-04	Chattanooga	820	1,869	43.9
2004-05	Chattanooga	742	1,805	41.1
2005-06	Chattanooga	854	1,853	46.1
2006-07	Chattanooga	842	1,921	43.8
2007-08	Chattanooga	841	1,917	43.9
2008-09	Chattanooga	769	1,804	42.6
2009-10	Appalachian State	900	2,084	43.2
2010-11	Appalachian State	917	2,026	45.3
2011-12	Samford	705	1,686	41.8
2012-13	Appalachian State	793	1,861	42.6
2013-14	Chattanooga	866	1,939	44.7
2014-15	ETSU	841	1,887	44.6
2015-16	Chattanooga	707	1,666	42.4
2016-17	Chattanooga	736	1,702	43.2
2017-18	Mercer	918	2,102	43.7
2018-19	Mercer	896	2,066	43.4
2019-20	UNCG	752	1,753	42.9
	Furman	715	1,802	42.9

3-POINT FIELD-GOAL PERCENTAGE

Year	3FGM	3FGA	Pct.	
1987-88	Appalachian State	16	40.0	
1988-89	Chattanooga	151	370	40.8

YEARLY LEADERS



1989-90	Appalachian State	55	145	37.9
1990-91	Appalachian State	136	332	41.0
1991-92	ETSU	92	273	33.7
1992-93	Appalachian State	116	319	36.4
1993-94	ETSU	106	275	38.5
1994-95	ETSU	146	401	36.4
1995-96	Appalachian State	150	423	35.5
1996-97	ETSU	112	295	38.0
1997-98	Davidson	109	302	36.1
1998-99	Chattanooga	188	520	36.2
1999-00	Davidson	141	353	39.9
2000-01	Furman	98	297	33.0
2001-02	Chattanooga	175	479	36.5
2002-03	Chattanooga	203	564	36.0
2003-04	Chattanooga	183	506	36.2
2004-05	ETSU	136	404	33.7
2005-06	Furman	164	430	38.1
2006-07	Chattanooga	257	746	34.5
2007-08	Furman	169	460	36.7
2008-09	Furman	195	517	37.7
2009-10	Davidson	167	460	36.3
2010-11	Samford	270	681	39.6
2011-12	Samford	234	661	35.4
2012-13	Samford	217	632	34.3
2013-14	Elon	127	346	36.7
2014-15	Furman	209	567	36.9
2015-16	Furman	222	670	33.1
2016-17	Wofford	168	498	38.7
2017-18	Chattanooga	184	519	38.4
2018-19	Wofford	180	514	35.0
2019-20	Wofford	218	623	.350

FREE-THROW PERCENTAGE

Year		FTM	FTA	Pct.
1984-85	Western Carolina	372	529	70.3
1985-86	Furman	360	525	68.6
1986-87	Marshall	340	474	71.7
1987-88	ETSU	347	491	69.7
1988-89	Marshall	373	524	71.2
1989-90	ETSU	449	651	69.0
1990-91	Appalachian State	609	852	71.5
1991-92	Appalachian State	416	597	69.7
1992-93	Appalachian State	385	562	68.5
1993-94	Furman	391	571	68.5
1994-95	ETSU	568	797	71.3
1995-96	Marshall	555	777	71.4
1996-97	Marshall	580	803	72.2
1997-98	UNCG	460	669	68.8
1998-99	Georgia Southern	471	667	70.6
1999-00	UNCG	410	570	71.9
2000-01	Georgia Southern	491	659	74.5
2001-02	Davidson	348	473	73.6
2002-03	Chattanooga	441	611	72.2
2003-04	Appalachian State	396	552	71.7
2004-05	Furman	526	702	74.9

2005-06	Furman	428	567	75.5
2006-07	Davidson	438	589	74.4
2007-08	Furman	415	541	76.7
2008-09	Furman	381	514	74.1
2009-10	Samford	425	560	75.9
2010-11	Samford	386	498	77.5
2011-12	Chattanooga	374	503	74.4
2012-13	Appalachian State	426	551	77.3
2013-14	Georgia Southern	397	544	73.0
2014-15	Western Carolina	446	607	73.5
2015-16	Furman	316	432	73.1
2016-17	Chattanooga	358	473	75.7
2017-18	Mercer	337	441	76.4
2018-19	Furman	472	636	74.2
2019-20	UNCG	387	502	.771

REBOUNDING MARGIN

Year	Team	Team	Opp.	Margin
1984-85	Appalachian State	42.4	37.0	+5.4
1985-86	ETSU	37.0	34.4	+2.6
1986-87	Appalachian State	39.0	34.8	+4.2
1987-88	ETSU	43.4	39.1	+4.3
1988-89	Marshall	41.9	39.2	+2.7
1989-90	Furman	46.1	41.2	+4.9
1990-91	Furman	48.3	38.4	+9.8
1991-92	Marshall	38.1	35.8	+2.3
1992-93	ETSU	41.8	37.9	+3.9
1993-94	ETSU	49.6	36.7	+12.7
1994-95	ETSU	40.8	36.7	+4.1
1995-96	Appalachian State	43.1	39.1	+4.0
1996-97	Davidson	38.4	41.1	+3.7
1997-98	Appalachian State	39.1	35.5	+3.6
1998-99	Appalachian State	40.3	34.6	+5.7
1999-00	Furman	40.7	34.7	+6.0
2000-01	Chattanooga	42.0	35.1	+6.9
2001-02	UNCG	41.1	35.0	+6.0
2002-03	Georgia Southern	47.8	40.0	+7.8
2003-04	Georgia Southern	44.8	36.5	+8.3
2004-05	Chattanooga	43.0	34.1	+8.9
2005-06	Georgia Southern	43.4	38.7	+4.7
2006-07	Western Carolina	43.8	38.4	+5.3
2007-08	Western Carolina	44.7	39.7	+5.0
2008-09	Western Carolina	43.1	36.8	+6.3
2009-10	Appalachian State	43.0	35.7	+7.3
2010-11	Appalachian State	41.3	35.7	+5.6
2011-12	Appalachian State	41.6	35.2	+6.3
2012-13	Chattanooga	39.8	35.6	+4.2
2013-14	Appalachian State	40.5	35.0	+5.5
2014-15	Furman	40.4	36.6	+3.8
2015-16	Chattanooga	34.9	33.6	+1.3
	ETSU	38.4	37.1	+1.3
2016-17	UNCG	40.5	35.3	+5.1
2017-18	Furman	38.7	34.0	+4.7
2018-19	Furman	38.8	35.4	+3.5
2019-20	Furman	37.8	33.0	+4.8



Anna Freeman helped her Appalachian State squad lead the SoCon in rebounding margin in her first three seasons, from 2009-12.

Player of the Year

1985-86 – Karen Pelphrey, Marshall
 1986-87 – Katie Beck, ETSU
 1987-88 – Regina Kirk, Chattanooga
 1988-89 – Beth Laney, Appalachian State
 1989-90 – Glenda Cunningham, Appalachian State
 1990-91 – Natalie Cleckley, Furman
 1991-92 – Rushia Brown, Furman
 1992-93 – DeShawne Blocker, ETSU
 1993-94 – Angela Crosby, Appalachian State
 1994-95 – DeShawne Blocker, ETSU
 1995-96 – Amy Engle, ETSU
 1996-97 – Carolyn Kirsch, Davidson
 1997-98 – Jackie Smith, Furman
 1998-99 – Jackie Smith, Furman
 1999-00 – Damita Bullock, Chattanooga
 2000-01 – Damita Bullock, Chattanooga
 2001-02 – Jenny Nett, Wofford
 2002-03 – Deshara Shealey, Furman
 2003-04 – Katasha Brown, Chattanooga
 2004-05 – Tiffani Mayes, ETSU
 2005-06 – Coaches & Media: Katasha Brown, Chattanooga
 2006-07 – Coaches & Media: Alex Anderson, Chattanooga
 2007-08 – Coaches & Media: Alex Anderson, Chattanooga
 2008-09 – Coaches & Media: Shanara Hollinquest, Chattanooga
 2009-10 – Coaches & Media: Shanara Hollinquest, Chattanooga
 2010-11 – Coaches: Sam Ramirez, Appalachian State
 Media: Emily London, Samford
 2011-12 – Coaches: Sophia Aleksandravicius, Davidson
 Media: Anna Freeman, Appalachian State
 2012-13 – Coaches & Media: Sophia Aleksandravicius, Davidson
 2013-14 – Coaches & Media: Taylor Hall, Chattanooga
 2014-15 – Coaches & Media: Precious Bridges, Mercer
 2015-16 – Coaches & Media: Kahliia Lawrence, Mercer
 2016-17 – Coaches & Media: Kahliia Lawrence, Mercer
 2017-18 – Coaches & Media: Kahliia Lawrence, Mercer
 2018-19 – Coaches: Amanda Thompson, Mercer
 Media: KeKe Calloway, Mercer
 2019-20 – Coaches & Media: Nadine Soliman, UNCG

Defensive Player of the Year

2007-08 – Chevon Keith, Western Carolina
 2008-09 – Monique Floyd, UNCG
 2009-10 – Tonia Gerty, College of Charleston
 2010-11 – Anna Freeman, Appalachian State
 2011-12 – Sophia Aleksandravicius, Davidson
 2012-13 – Sophia Aleksandravicius, Davidson
 2013-14 – Taylor Hall, Chattanooga
 2014-15 – Alicia Payne, Chattanooga
 2015-16 – Alicia Payne, Chattanooga
 2016-17 – Jasmine Joyner, Chattanooga
 2017-18 – Erica Haynes-Overton, ETSU
 2018-19 – Erica Haynes-Overton, ETSU
 2019-20 – Shannon Titus, Mercer

Freshman of the Year

1985-86 – Teresa Bowlin, Furman
 1986-87 – Susan Lance, Chattanooga
 1987-88 – Natalie Cleckley, Furman
 1988-89 – Janice Rhynehardt, Furman
 1989-90 – Rushia Brown, Furman
 1990-91 – Penny Roberson, Appalachian State
 1991-92 – DeShawne Blocker, ETSU
 1992-93 – Shannon Spencer, Appalachian State
 1993-94 – Pam Owens, Western Carolina
 1994-95 – Natal Rosko, Marshall
 1995-96 – Kristina Behnfeldt, Marshall
 1996-97 – Carlise Oglesby, Chattanooga
 1997-98 – April Fleck, Western Carolina
 1998-99 – Heather Dykes, Chattanooga
 1999-00 – Wilma Simpson, College of Charleston
 2000-01 – Tiffany Hamm, Western Carolina
 2001-02 – Monica Pope, Furman
 2002-03 – Kiki Conyers, Appalachian State
 2003-04 – Katie Hamilton, Davidson
 2004-05 – Kristen Boone, UNCG
 2005-06 – Coaches & Media: Lauren Powell, Western Carolina
 2006-07 – Coaches & Media: Carolyn Whitney, Georgia Southern
 2007-08 – Coaches & Media: Mahagony Williams, Wofford
 2008-09 – Coaches & Media: Tiara Gause, Elon
 2009-10 – Coaches & Media: Ali Ford, Elon
 2010-11 – Coaches & Media: Laura Murray, Davidson
 2011-12 – Coaches: Brittany Hodges, Furman
 Media: Maryah Sydnor, Appalachian State
 2012-13 – Coaches: Holli Wilkins, Furman
 Media: Lucy Mason, UNCG
 2013-14 – Coaches: Jennifer Rhodes, Elon
 Media: Hannah Nichols, Samford
 2014-15 – Coaches & Media: Kahliia Lawrence, Mercer
 2015-16 – Coaches & Media: Linnea Rosendal, Mercer
 2016-17 – Coaches & Media: Nadine Soliman, UNCG
 2017-18 – Coaches & Media: Erica Haynes-Overton, ETSU
 2018-19 – Coaches: Eboni Williams, Chattanooga
 Media: Jewel Smalls, Western Carolina
 2019-20 – Lilly Hatton, Wofford

Coach of the Year

1983-84 – Sharon Fanning, Chattanooga
 1984-85 – Sharon Fanning, Chattanooga
 Linda Robinson, Appalachian State
 1985-86 – Judy Southard, Marshall
 1986-87 – Judy Southard, Marshall
 1987-88 – Craig Parrott, Chattanooga
 1988-89 – Linda Robinson, Appalachian State
 1989-90 – Sherry Carter, Furman
 1990-91 – Judy Southard, Marshall
 1991-92 – Sherry Carter, Furman
 1992-93 – Debbie Richardson, ETSU
 1993-94 – Linda Robinson, Appalachian State
 1994-95 – Karen Kemp, ETSU
 1995-96 – Linda Robinson, Appalachian State
 1996-97 – Sherry Carter, Furman
 1997-98 – Rusty Cram, Georgia Southern
 1998-99 – Lynne Agee, UNCG
 1999-00 – Wes Moore, Chattanooga
 2000-01 – Rusty Cram, Georgia Southern
 2001-02 – Lynne Agee, UNCG
 2002-03 – Beth Dunkenberger, Western Carolina
 2003-04 – Wes Moore, Chattanooga
 2004-05 – Wes Moore, Chattanooga
 2005-06 – Coaches & Media: Wes Moore, Chattanooga
 2006-07 – Coaches & Media: Kellie Harper, Western Carolina
 2007-08 – Coaches & Media: Wes Moore, Chattanooga
 2008-09 – Coaches & Media: Mike Morris, Samford
 2009-10 – Coaches & Media: Darcie Vincent, Appalachian State
 2010-11 – Coaches & Media: Darcie Vincent, Appalachian State
 2011-12 – Coaches & Media: Michele Savage, Davidson
 2012-13 – Coaches & Media: Wes Moore, Chattanooga
 2013-14 – Coaches & Media: Jackie Carson, Furman
 2014-15 – Coaches & Media: Jim Foster, Chattanooga
 2015-16 – Coaches & Media: Susie Gardner, Mercer
 2016-17 – Coaches & Media: Trina Patterson, UNCG
 2017-18 – Coaches & Media: Susie Gardner, Mercer
 2018-19 – Coaches & Media: Susie Gardner, Mercer
 2019-20 – Coaches: Trina Patterson, UNCG
 Media: Carley Kuhns, Samford

Ann Lashley Inspiration Award

2007-08 – Kitara McMoore, Elon
 2008-09 – Jade Hughes, College of Charleston
 2009-10 – Megan Wilderotter, Samford
 2010-11 – Bailey Dewart, Chattanooga
 2011-12 – Lashana Booker, Furman
 2012-13 – Mariah Masalin, Wofford
 2013-14 – Shelby Campbell, Samford
 2014-15 – Kayla Freeman, Chattanooga
 2015-16 – India Timpton, UNCG
 2016-17 – Allison Beasley, Furman
 2017-18 – Mallore Schurr, ETSU
 2018-19 – Amanda Thompson, Mercer
 2019-20 – Lakelyn Bouldin, Chattanooga

Tournament Most Valuable Player

1984 – Tina Chairs, Chattanooga
 1985 – Chris McClure, Chattanooga
 1986 – Regina Kirk, Chattanooga
 1987 – Valorie Whiteside, Appalachian State
 1988 – Valorie Whiteside, Appalachian State
 1989 – Janice Rhynehardt, Furman
 Nancy Smith, Chattanooga
 1990 – Shannon Thomas, Appalachian State
 1991 – Nicole Hopson, ETSU
 1992 – Kim Brown, Chattanooga
 1993 – Janice Johnson, Georgia Southern
 1994 – Rushia Brown, Furman
 1995 – DeShawne Blocker, ETSU
 1996 – Stephanie Wine, Marshall
 1997 – Keri Simmons, Marshall
 1998 – Telly Hall, Georgia Southern
 1999 – Beth Schoolfield, Appalachian State
 2000 – Brienne Dodgen, UNCG
 2001 – ChoRhonda Gwaltney, UNCG
 2002 – Miranda Warfield, Chattanooga
 2003 – Miranda Warfield, Chattanooga
 2004 – Katasha Brown, Chattanooga
 2005 – Jennifer Gardner, Western Carolina
 2006 – Tiffani Roberson, Chattanooga
 2007 – Alex Anderson, Chattanooga
 2008 – Alex Anderson, Chattanooga
 2009 – Brooke Johnson, Western Carolina
 2010 – Shanara Hollinquest, Chattanooga
 2011 – Savannah Hill, Samford
 2012 – Shelby Campbell, Samford
 2013 – Ashlen Dewart, Chattanooga
 2014 – Taylor Hall, Chattanooga
 2015 – Jasmine Joyner, Chattanooga
 2016 – Alicia Payne, Chattanooga
 2017 – Jasmine Joyner, Chattanooga
 2018 – Kahliia Lawrence, Mercer
 2019 – KeKe Calloway, Mercer
 2020 – Natalie Armstrong, Samford

ALL-CONFERENCE TEAMS



1983-84
Regina Blair, ETSU
Tina Chairs, Chattanooga
Kim Horsey, Chattanooga
Punkie Mills, ETSU
Karen Pelphrey, Marshall

1984-85
Regina Kirk, Chattanooga
Karla May, Marshall
Karen Pelphrey, Marshall
Karen Robinson, Appalachian State
Valorie Whiteside, Appalachian State

1985-86
First Team
Katie Beck, ETSU
Kim Bush, Chattanooga
Regina Kirk, Chattanooga
Karen Pelphrey, Marshall
Valorie Whiteside, Appalachian State

Second Team
Teresa Bowlin, Furman
Lucy Dunn, Furman
Emily Holliday, Western Carolina
Karla May, Marshall
Tammy Wiggins, Marshall

1986-87
First Team
Katie Beck, ETSU
Regina Kirk, Chattanooga
Kim Lewis, Marshall
Karen Robinson, Appalachian State
Tammy Simms, Marshall
Valorie Whiteside, Appalachian State
Tammy Wiggins, Marshall

Second Team
Jane Dalton, Appalachian State
Lucy Dunn, Furman
Kristi Glenn, Furman
Beth Laney, Appalachian State
Jeanne Marvel, Western Carolina
Kim Skala, ETSU

1987-88
First Team
Katie Beck, ETSU
Jane Dalton, Appalachian State
Regina Kirk, Chattanooga
Kim Lewis, Marshall
Jeanne Marvel, Western Carolina
Valorie Whiteside, Appalachian State

Second Team
Kendra Bell, Chattanooga
Lucy Dunn, Furman
Kim Johnson, Appalachian State
Beth Laney, Appalachian State
Jenelle Stephenson, Marshall
Lori Whitaker, Furman

1988-89
First Team
Nancy Glass, Furman
Kim Johnson, Appalachian State
Beth Laney, Appalachian State
Jenny Leavitt, Marshall
Janet Stallings, Chattanooga

Second Team
Nicole Hopson, ETSU
Missy Marvin, ETSU
Lea Ann Parsley, Marshall
Debbie Swicegood, Appalachian State
Marcheta Winton, Chattanooga

1989-90
First Team
Rushia Brown, Furman
Julie Copeland, Chattanooga
Glenda Cunningham, Appalachian State
Nicole Hopson, ETSU
Sheila Johnson, Marshall

Second Team
Kim Brown, Chattanooga
Natalie Cleckley, Furman
Nancy Glass, Furman
Janice Rhynehardt, Furman

Shannon Thomas, Appalachian State
Laura Vannoy, Western Carolina

1990-91
First Team
Kim Brown, Chattanooga
Natalie Cleckley, Furman
Nicole Hopson, ETSU
Sheila Johnson, Marshall
Shannon Thomas, Appalachian State

Second Team
Julie Copeland, Chattanooga
Wendy Gatlin, Marshall
Mae Louallen, ETSU
Janice Rhynehardt, Furman
Nancy Smith, Chattanooga

1991-92
First Team
DeShawne Blocker, ETSU
Kim Brown, Chattanooga
Rushia Brown, Furman
Tracy Krueger, Marshall
Janice Rhynehardt, Furman

Second Team
Shelly Carroll, Chattanooga
Kristi Huff, Marshall
Regina Ikard, Appalachian State
Lori Lyons, Western Carolina
Penny Roberson, Appalachian State

1992-93
First Team
DeShawne Blocker, ETSU
Kim Brown, Chattanooga
Rushia Brown, Furman
Angela Crosby, Appalachian State
Lori Lyons, Western Carolina

Second Team
Latoya Armstrong, Furman
Jan Cameron, Chattanooga
Tammy Dowdell, Chattanooga
Tracy Krueger, Marshall
Monique McClelland, Georgia Southern

1993-94
First Team
Angela Crosby, Appalachian State
DeShawne Blocker, ETSU
Rushia Brown, Furman
Tammy Dowdell, Chattanooga
Karen Stanley, Furman

Second Team
Janice Johnson, Georgia Southern
Andrea Autrey, Georgia Southern
Tamira Higgins, Marshall
Jan Cameron, Chattanooga
Penny Roberson, Appalachian State

1994-95
First Team
DeShawne Blocker, ETSU
Andrea Autrey, Georgia Southern
Karen Stanley, Furman
Amy Engle, ETSU
Kristi Creamer, Furman

Second Team
Tamira Higgins, Marshall
Janice Johnson, Georgia Southern
Andrea Hinton, Appalachian State
Karolina Karlqvist, Appalachian State
Tara Anderson, Georgia Southern

1995-96
First Team
Amy Engle, ETSU
Andrea Hinton, Appalachian State
Kristina Behnfeltd, Marshall
Shannon Spencer, Appalachian State
Telly Hall, Georgia Southern

Second Team

Melissa Davis, Appalachian State
Carolyn Kirsch, Davidson
Karen Mason, Western Carolina
Stacey Brown, Chattanooga
Stephanie Wine, Marshall

1996-97
First Team
Kristina Behnfeltd, Marshall
Carolyn Kirsch, Davidson
Tonya Bristow, Furman
Merideth Thompson, Appalachian State
Telly Hall, Georgia Southern

Second Team
Carlise Oglesby, Chattanooga
Karen Mason, Western Carolina
Natasha Jackson, Furman
Cindy McCauley, Marshall
LaSha Jackson, Western Carolina

1997-98
First Team
Jackie Smith, Furman
Jennifer O'Brien, Davidson
Sharon Mitchell, Georgia Southern
Rebecca Viverette, UNCG
Biz Brediger, UNCG

Second Team
Telly Hall, Georgia Southern
Beth Schoolfield, Appalachian State
Jessica Montrella, Davidson
Angie Fickes, ETSU
Kerry Brown, Davidson
Jenny Nett, Wofford

1998-99
First Team
Jackie Smith, Furman
Sharon Mitchell, Georgia Southern
Melinda Goodson, UNCG
Jamie Brown, Davidson
Beth Schoolfield, Appalachian State

Second Team
Jennifer O'Brien, Davidson
ChoRhonda Gwaltney, UNCG
Angie Fickes, ETSU
Jenny Nett, Wofford
Missy Peterson, College of Charleston

1999-00
Natasha Lettsome, Appalachian State
Damita Bullock, Chattanooga
Jennifer O'Brien, Davidson
Angie Fickes, ETSU
Erica Babb, ETSU
Jackie Smith, Furman
Tondra Warren, Georgia Southern
ChoRhonda Gwaltney, UNCG
Laura Echols, Western Carolina
Willow Russell, Western Carolina

2000-01 (Coaches)
Natasha Lettsome, Appalachian State
Wilma Simpson, College of Charleston
Jennifer Wilson, Chattanooga
Damita Bullock, Chattanooga
Tara Charles, Furman
Sharon Mitchell, Georgia Southern
ChoRhonda Gwaltney, UNCG
Brianna Dodgen, UNCG
Laura Echols, Western Carolina
Jenny Nett, Wofford

2000-01 (Media)
First Team
Natasha Lettsome, Appalachian State
Damita Bullock, Chattanooga
ChoRhonda Gwaltney, UNCG
Laura Echols, Western Carolina
Jenny Nett, Wofford

Second Team
Wilma Simpson, College of Charleston
Tara Charles, Furman

Sharon Mitchell, Georgia Southern
Danna Simpson, Georgia Southern
Brianna Dodgen, UNCG

2001-02 (Coaches)
Damita Bullock, Chattanooga
Miranda Warfield, Chattanooga
Jacinda Lambert, UNCG
Laura Echols, Western Carolina
Jenny Nett, Wofford
Janna Magette, Davidson
Orion Wake, Furman
Alie Rousseau, Georgia Southern
Danna Simpson, Georgia Southern
Samika Foster, UNCG

2001-02 (Media)
First Team
Damita Bullock, Chattanooga
Miranda Warfield, Chattanooga
Jacinda Lambert, UNCG
Laura Echols, Western Carolina
Jenny Nett, Wofford

Second Team
Janna Magette, Davidson
Orion Wake, Furman
Alie Rousseau, Georgia Southern
Danna Simpson, Georgia Southern
Samika Foster, UNCG

2002-03 (Coaches)
Tiffany Johnson, Appalachian State
Wilma Simpson, College of Charleston
Jennifer Wilson, Chattanooga
Miranda Warfield, Chattanooga
Emily Callahan, Davidson
Deshara Shealey, Furman
Shawnica Hill, Georgia Southern
Jessica Everett, Georgia Southern
Tiffany Hamm, Western Carolina
Jennifer Gardner, Western Carolina

2002-03 (Media)
First Team
Tiffany Johnson, Appalachian State
Wilma Simpson, College of Charleston
Deshara Shealey, Furman
Shawnica Hill, Georgia Southern
Tiffany Hamm, Western Carolina

Second Team
Heather McDivitt, Chattanooga
Jennifer Wilson, Chattanooga
Miranda Warfield, Chattanooga
Emily Callahan, Davidson
Jennifer Gardner, Western Carolina

2003-04 (Coaches)
Katasha Brown, Chattanooga
Tiffani Roberson, Chattanooga
Miranda Warfield, Chattanooga
Tiffany Mayes, ETSU
Kiya Verdell, ETSU
Holly Andrews, Elon
Courtney Nyborg, Elon
Deshara Shealey, Furman
Jacinda Lambert, UNCG
Tiffany Hamm, Western Carolina

2003-04 (Media)
First Team
Katasha Brown, Chattanooga
Katie Galloway, Chattanooga
Tiffani Mayes, ETSU
Deshara Shealey, Furman
Tiffany Hamm, Western Carolina

Second Team
Tiffani Roberson, Chattanooga
Holly Andrews, Elon
Courtney Nyborg, Elon
Jacinda Lambert, UNCG
Jennifer Gardner, Western Carolina

2004-05 (Coaches)
Patrice Bryant, College of Charleston
Katasha Brown, Chattanooga
Nicole Mattison, Chattanooga
Tiffani Roberson, Chattanooga
Katie Hamilton, Davidson
B.J. Banjo, ETSU
Tiffani Mayes, ETSU

WWW.SOCONSPORTS.COM

Jen Nadalin, Furman
Tommi Paris, Furman
Jennifer Gardner, Western Carolina

**2004-05 (Media)
First Team**

Katasha Brown, Chattanooga
Katie Hamilton, Davidson
Tiffani Mayes, ETSU
Jen Nadalin, Furman
Jennifer Gardner, Western Carolina

Second Team

Patrice Bryant, College of Charleston
Nicole Mattison, Chattanooga
Tiffani Roberson, Chattanooga
B.J. Banjo, ETSU
Tommi Paris, Furman

2005-06 (Coaches)

Kiki Conyers, Appalachian State
Katasha Brown, Chattanooga
Tiffani Roberson, Chattanooga
Nicole Mattison, Chattanooga
Alex Anderson, Chattanooga
Jessica Mitchell, Davidson
Janell Crayton, Davidson
Kitari McMoore, Elon
Nicole Newton, Georgia Southern
Kristen Boone, UNCG

**2005-06 (Media)
First Team**

Katasha Brown, Chattanooga
Tiffani Roberson, Chattanooga
Kitara McMoore, Elon
Nicole Newton, Georgia Southern
Kristen Boone, UNCG

Second Team

Nicole Mattison, Chattanooga
Alex Anderson, Chattanooga
Jessica Mitchell, Davidson
Janell Crayton, Davidson
Lauren Powell, Western Carolina

2006-07 (Coaches)

Whitney Tossie, Appalachian State
Alex Anderson, Chattanooga
Laura Hall, Chattanooga
Katie Hamilton, Davidson
Tiffany Brown, Georgia Southern
Kristen Boone, UNCG
Jasmine Byrd, UNCG
Monique Dawson, Western Carolina
Chevon Keith, Western Carolina
Lauren Powell, Western Carolina

**2006-07 (Media)
First Team**

Whitney Tossie, Appalachian State
Alex Anderson, Chattanooga
Kristen Boone, UNCG
Monique Dawson, Western Carolina
Chevon Keith, Western Carolina

Second Team

Katie Hamilton, Davidson
Tia Washington, Davidson
Tiffany Brown, Georgia Southern
Jasmine Byrd, UNCG
Lauren Powell, Western Carolina

2007-08 (Coaches)

Whitney Tossie, Appalachian State
Alex Anderson, Chattanooga
Brooke Hand, Chattanooga
Shanara Hollinquest, Chattanooga
Mercedes Robinson, Davidson
Tierra Bumbrey, Elon
Shawnda Atwood, Georgia Southern
Tiffany Brown, Georgia Southern
Monique Dawson, Western Carolina
Chevon Keith, Western Carolina

**2007-08 (Media)
First Team**

Whitney Tossie, Appalachian State

Alex Anderson, Chattanooga
Mercedes Robinson, Davidson
Tierra Bumbrey, Elon
Chevon Keith, Western Carolina

Second Team

Jill Furstenburg, College of Charleston
Shanara Hollinquest, Chattanooga
Shawnda Atwood, Georgia Southern
Tiffany Brown, Georgia Southern
Monique Dawson, Western Carolina

2008-09 (Coaches)

Tonia Gerty, College of Charleston
Jade Hughes, College of Charleston
Shanara Hollinquest, Chattanooga
Erin Ogan, Chattanooga
Jenaya Wade-Fray, Chattanooga
Mercedes Robinson, Davidson
Lee Stephens, Furman
Savannah Hill, Samford
Emily London, Samford
Brooke Johnson, Western Carolina

**2008-09 (Media)
First Team**

Jade Hughes, College of Charleston
Shanara Hollinquest, Chattanooga
Mercedes Robinson, Davidson
Lee Stephens, Furman
Emily London, Samford

Second Team

Brittany Mixon, Appalachian State
Tonia Gerty, College of Charleston
Erin Ogan, Chattanooga
Savannah Hill, Samford
Brooke Johnson, Western Carolina

2009-10 (Coaches)

Sam Ramirez, Appalachian State
Tonia Gerty, College of Charleston
Shanara Hollinquest, Chattanooga
Jenaya Wade-Fray, Chattanooga
Alex Thompson, Davidson
Ali Ford, Elon
Lee Stephens, Furman
Savannah Hill, Samford
Emily London, Samford
Emily Clarke, Western Carolina

**2009-10 (Media)
First Team**

Tonia Gerty, College of Charleston
Shanara Hollinquest, Chattanooga
Jenaya Wade-Fray, Chattanooga
Ali Ford, Elon
Emily London, Samford

Second Team

Ashlen Dewart, Appalachian State
Anna Freeman, Appalachian State
Sam Ramirez, Appalachian State
Alex Thompson, Davidson
Savannah Hill, Samford

2010-11 (Coaches)

Sam Ramirez, Appalachian State
Ashlen Dewart, Appalachian State
Anna Freeman, Appalachian State
Whitney Hood, Chattanooga
Kayla Christopher, Chattanooga
Sophia Aleksandravicius, Davidson
Ali Ford, Elon
Monique Floyd, UNCG
Savannah Hill, Samford
Emily London, Samford

**2010-11 (Media)
First Team**

Ashlen Dewart, Appalachian State
Sam Ramirez, Appalachian State
Whitney Hood, Chattanooga
Sophia Aleksandravicius, Davidson

Emily London, Samford

Second Team

Anna Freeman, Appalachian State
Kelsey Evans, Elon
Ali Ford, Elon
Monique Floyd, UNCG
Savannah Hill, Samford

2011-12 (Coaches)

Anna Freeman, Appalachian State
Courtney Freeman, Appalachian State
Sophia Aleksandravicius, Davidson
Laura Murray, Davidson
Ali Ford, Elon
Paige Anderson, Samford
Whitney Hood, Chattanooga
Kayla Christopher, Chattanooga
Taylor Hall, Chattanooga
Kaila'Shea Menendez, Western Carolina

**2011-12 (Media)
First Team**

Anna Freeman, Appalachian State
Sophia Aleksandravicius, Davidson
Laura Murray, Davidson
Ali Ford, Elon
Whitney Hood, Chattanooga

Second Team

Courtney Freeman, Appalachian State
Kelsey Evans, Elon
Raegan Thompson, Furman
Paige Anderson, Samford
Kaila'Shea Menendez, Western Carolina

2012-13 (Coaches)

Anna Freeman, Appalachian State
Maryah Sydnor, Appalachian State
Sophia Aleksandravicius, Davidson
Laura Murray, Davidson
Ali Ford, Elon
Kelsey Evans, Elon
Jazmine Martin, Samford
Ashlen Dewart, Chattanooga
Kayla Christopher, Chattanooga
Taylor Hall, Chattanooga

**2012-13 (Media)
First Team**

Anna Freeman, Appalachian State
Sophia Aleksandravicius, Davidson
Ali Ford, Elon
Kayla Christopher, Chattanooga
Ashlen Dewart

Second Team

Maryah Sydnor, Appalachian State
Laura Murray, Davidson
Kelsey Evans, Elon
Jazmine Martin, Samford
Daniella Motley, Wofford

2013-14 (Coaches)

Maryah Sydnor, Appalachian State
Dakota Dukes, Davidson
Laura Murray, Davidson
Kelsey Harris, Elon
Brittany Hodges, Furman
Holli Wilkins, Furman
Anna Claire Knight, Georgia Southern
Alex Black, Chattanooga
Ashlen Dewart, Chattanooga
Taylor Hall, Chattanooga

**2013-14 (Media)
First Team**

Maryah Sydnor, Appalachian State
Laura Murray, Davidson
Brittany Hodges, Furman
Holli Wilkins, Furman
Taylor Hall, Chattanooga

Second Team

Dakota Dukes, Davidson
Hannah Early, Davidson
Kelsey Harris, Elon
Anna Claire Knight, Georgia Southern

Ashlen Dewart, Chattanooga

**2014-15 (Coaches)
First Team**

Whitney Bunn, Furman
Brittany Hodges, Furman
Precious Bridges, Mercer
Chelsey Shumpert, Chattanooga
Jasmine Joyner, Chattanooga

Second Team

Serena Clark, ETSU
Destiny Mitchell, ETSU
Hannah Nichols, Samford
Taylor Reece, Samford
Justin Taylor, Western Carolina

**2014-15 (Media)
First Team**

Whitney Bunn, Furman
Brittany Hodges, Furman
Precious Bridges, Mercer
Jasmine Joyner, Chattanooga
Chelsey Shumpert, Chattanooga

Second Team

Shamauria Bridges, ETSU
Serena Clark, ETSU
Lucy Mason, UNCG
Hannah Nichols, Samford
Justin Taylor, Western Carolina

**2015-16 (Coaches)
First Team**

Tianna Tarter, ETSU
Whitney Bunn, Furman
Kahlia Lawrence, Mercer
Lucy Mason, UNCG
Jasmine Joyner, Chattanooga

Second Team

Shamauria Bridges, ETSU
Holli Wilkins, Furman
Destiny Elliott, Samford
Queen Alford, Chattanooga
Keiana Gilbert, Chattanooga

**2015-16 (Media)
First Team**

Tianna Tarter, ETSU
Whitney Bunn, Furman
Kahlia Lawrence, Mercer
Lucy Mason, UNCG
Jasmine Joyner, Chattanooga

Second Team

Shamauria Bridges, ETSU
Holli Wilkins, Furman
Taylor Reece, Samford
Queen Alford, Chattanooga
Keiana Gilbert, Chattanooga
Alicia Payne, Chattanooga

**2016-17 (Coaches)
First Team**

Tianna Tarter, ETSU
Whitney Bunn, Furman
Kahlia Lawrence, Mercer
Sydni Means, Mercer
Jasmine Joyner, Chattanooga

Second Team

Shamauria Bridges, ETSU
Cierra Carter, Furman
Nadine Soliman, UNCG
Hannah Nichols, Samford
Chelsey Shumpert, Chattanooga
Chloe Wanink, Wofford

**2016-17 (Media)
First Team**

Shamauria Bridges, ETSU
Tianna Tarter, ETSU
Whitney Bunn, Furman
Kahlia Lawrence, Mercer

ALL-CONFERENCE TEAMS



Jasmine Joyner, Chattanooga

Second Team

Sydni Means, Mercer
Nadine Soliman, UNCG
Hannah Nichols, Samford
Chelsey Shumpert, Chattanooga
Chloe Wanink, Wofford

2017-18 (Coaches)

First Team

Tianna Tarter, ETSU
KeKe Calloway, Mercer
Kahlia Lawrence, Mercer
Sydni Means, Mercer
Keiana Gilbert, Chattanooga

Second Team

Erica Haynes-Overton, ETSU
Cierra Carter, Furman
Ije Ajemba, UNCG
Nadine Soliman, UNCG
Da'Ja Green, Wofford

Third Team

Le'Jzae Davidon, Furman
Celena Taborn, Furman
Hannah Nichols, Samford
Lakelyn Bouldin, Chattanooga
Aryanna Gilbert, Chattanooga

2017-18 (Media)

First Team

Erica Haynes-Overton, ETSU
KeKe Calloway, Mercer
Amanda Thompson, Mercer
Nadine Soliman, UNCG
Chloe Wanink, Wofford

Second Team

Le'Jzae Davidson, Furman
Celena Taborn, Furman
Shannon Titus, Mercer
Lakelyn Bouldin, Chattanooga
Te'ja Twitty, UNCG
Da'Ja Green, Wofford

2018-19 (Coaches)

First Team

Erica Haynes-Overton, ETSU
KeKe Calloway, Mercer
Amanda Thompson, Mercer
Nadine Soliman, UNCG
Chloe Wanink, Wofford

Second Team

Le'Jzae Davidson, Furman
Celena Taborn, Furman
Shannon Titus, Mercer
Lakelyn Bouldin, Chattanooga
Te'ja Twitty, UNCG
Da'Ja Green, Wofford

All-Defensive Team

Erica Haynes-Overton, ETSU
Kaitlyn Duncan, Furman

Shannon Titus, Mercer
Arienne Whitaker, Chattanooga
Cairo Booker, Wofford

2018-19 (Media)

First Team

Le'Jzae Davidson, Furman
KeKe Calloway, Mercer
Amanda Thompson, Mercer
Nadine Soliman, UNCG
Chloe Wanink, Wofford

Second Team

Erica Haynes-Overton, ETSU
Celena Taborn, Furman
Shannon Titus, Mercer
Lakelyn Bouldin, Chattanooga
Te'ja Twitty, UNCG

Third Team

Micah Scheetz, ETSU
Natalie Armstrong, Samford
Jewel Smalls, Western Carolina
Cairo Booker, Wofford
Da'Ja Green, Wofford

2019-20 (Coaches)

First Team

Jaron Dougherty, Mercer
Nadine Soliman, UNCG
Natalie Armstrong, Samford
Sarah Myers, Samford
Chloe Wanink, Wofford

Second Team

Le'Jzae Davidson, Furman
Tierra Hodges, Furman
Shannon Titus, Mercer
Te'ja Twitty, UNCG
Da'Ja Green, Wofford

All-Defensive Team

Tijuana Kimbro, ETSU
Shannon Titus, Mercer
Shauntai Battle, Samford
NaKeia Burks, Chattanooga
Cairo Booker, Wofford

2019-20 (Media)

First Team

Tierra Hodges, Furman
Nadine Soliman, UNCG
Natalie Armstrong, Samford
Sarah Myers, Samford
Chloe Wanink, Wofford

Second Team

Micah Scheetz, ETSU
Le'Jzae Davidson, Furman
Shannon Titus, Mercer
Jaron Dougherty, Mercer
Te'ja Twitty, UNCG

Third Team

Charity Brown, Samford
Lakelyn Bouldin, Chattanooga
Bria Dial, Chattanooga
Jewel Smalls, Western Carolina
Da'Ja Green, Wofford

WWW.SOCONSPORTS.COM

Four-time all-conference selections

Only five players in Southern Conference history have been named to the all-conference team four times in a career: DeShawne Blocker, ETSU; Rushia Brown, Furman; Ali Ford, Elon; Regina Kirk, Chattanooga; and Valorie Whiteside, Appalachian State.



DeShawne Blocker
ETSU
1991-95



Rushia Brown
Furman
1989-94



Ali Ford
Elon
2009-13



Regina Kirk
Chattanooga
1984-88



Valorie Whiteside
Appalachian State
1984-88



Tonia Gerty was an all-freshman pick for College of Charleston in 2007-08.

2000-01

Miranda Warfield, Chattanooga
Kim Lawrence, Furman
Shawnica Hill, Georgia Southern
Tiffany Hamm, Western Carolina
Natalie Walsh, Wofford

2001-02

Joanie White, Appalachian State
Ashley Reed, ETSU
Monica Pope, Furman
Amanda Eaton, UNCG
Ki-Ki Glass, Western Carolina

2002-03

KiKi Conyers, Appalachian State
Katasha Brown, Chattanooga
Tiffani Roberson, Chattanooga
Kala Greene, Western Carolina
Nakia Mister, Wofford

2003-04

Crystal Barriner, Appalachian State
Katie Hamilton, Davidson
Brooke Wilhoit, ETSU
Jasmine Byrd, UNCG
Erin May, Western Carolina

2004-05

Laura Hall, Chattanooga
Brooke Hand, Chattanooga
Danielle Hemerka, Davidson
Chrissy Phelps, Furman
Kristen Boone, UNCG

2005-06

Greteya Kelley, Appalachian State
Jade Hughes, College of Charleston
Kelly Gassie, Davidson
Ashley Melson, Georgia Southern
Lauren Powell, Western Carolina

2006-07

GiGi Thomas, Appalachian State
Jenaya Wade-Fray, Chattanooga
Tiffany Davis, Elon
Carolyn Whitney, Georgia Southern
Heather Swayne, Western Carolina

**2007-08
Coaches**

Sam Ramirez, Appalachian State
Tonia Gerty, College of Charleston
Monique Floyd, UNCG
Emily Clarke, Western Carolina
Mahogany Williams, Wofford

**2007-08
Media**

Emily Clarke, Western Carolina
Tonia Gerty, College of Charleston
Frances Hernandez, Appalachian State
Sam Ramirez, Appalachian State
Mahogany Williams, Wofford

**2008-09
Coaches**

Canesha Edwards, Appalachian State
Sade Means, Appalachian State
Tiara Gause, Elon
Courtney Medley, Elon
Kaila'Shea Menendez, Western Carolina

**2009-10
Coaches**

Ashlen Dewart, Appalachian State
Anna Freeman, Appalachian State
Kayla Christopher, Chattanooga
Sophia Aleksandravicius, Davidson
Ali Ford, Elon

**2010-11
Coaches**

Janae Smith, College of Charleston
Laura Murray, Davidson
MiMi DuBose, Georgia Southern
Janae' Stevenson, UNCG
Rena Wakama, Western Carolina

**2010-11
Media**

Janae Smith, College of Charleston
Laura Murray, Davidson
MiMi DuBose, Georgia Southern
Janae' Stevenson, UNCG
Shelby Campbell, Samford

**2011-12
Coaches**

Maryah Sydnor, Appalachian State
Sam Coffey, Elon
Brittany Hodges, Furman
Taylor Reece, Samford
Ali Lane, Western Carolina

**2011-12
Media**

Maryah Sydnor, Appalachian State
Sam Coffey, Elon
Brittany Hodges, Furman
Anna Claire Knight, Georgia Southern
Taylor Reece, Samford

**2012-13
Coaches**

Dakota Dukes, Davidson
Holli Wilkins, Furman
Lucy Mason, UNCG
Tatianna Jackson, Chattanooga
Lindsay Simpson, Western Carolina

**2012-13
Media**

Dakota Dukes, Davidson
Holli Wilkins, Furman
Lucy Mason, UNCG
Tatianna Jackson, Chattanooga
Lindsay Simpson, Western Carolina

**2013-14
Coaches**

Lauren Brown, Elon
Jennifer Rhodes, Elon
Whitney Bunn, Furman
Hannah Nichols, Samford
Chelsey Shumpert, Chattanooga

**2013-14
Media**

Lauren Brown, Elon
Jennifer Rhodes, Elon
Whitney Bunn, Furman
Hannah Nichols, Samford
Chelsey Shumpert, Chattanooga

**2014-15
Coaches**

Tianna Tarter, ETSU
Cierra Carter, Furman
Kahlia Lawrence, Mercer
Destiney Elliott, Samford
Keiana Gilbert, Chattanooga

**2014-15
Media**

Tianna Tarter, ETSU
Cierra Carter, Furman
Kahlia Lawrence, Mercer
Destiney Elliott, Samford
Keiana Gilbert, Chattanooga

**2015-16
Coaches**

Raven Dean, ETSU
Kaitlyn Duncan, Furman
KeKe Calloway, Mercer
Linnea Rosendal, Mercer
Raziyah Farrington, Western Carolina

**2015-16
Media**

Raven Dean, ETSU
Kaitlyn Duncan, Furman
KeKe Calloway, Mercer
Linnea Rosendal, Mercer
Raziyah Farrington, Western Carolina
Chloe Wanink, Wofford

**2016-17
Coaches**

Le'Jzae Davidson, Furman
Nadine Soliman, UNCG
Te'ja Twitty, UNCG
Katie Allen, Samford
Lakelyn Bouldin, Chattanooga

**2016-17
Media**

Le'Jzae Davidson, Furman
Nadine Soliman, UNCG
Te'ja Twitty, UNCG
Samantha Fitzgerald, Samford
Lakelyn Bouldin, Chattanooga

**2017-18
Coaches**

Erica Haynes-Overton, ETSU
Celena Taborn, Furman
Bria Dial, Chattanooga
Da'Ja Green, Wofford
Jamari McDavid, Wofford

**2017-18
Media**

Erica Haynes-Overton, ETSU
Celena Taborn, Furman
Makaila Woolard, Samford
Da'Ja Green, Wofford
Jamari McDavid, Wofford

**2018-19
Coaches**

Kaia Upton, ETSU
Milica Manojlovic, Furman
Ebony Williams, Chattanooga
Jewel Smalls, Western Carolina
Niyah Lutz, Wofford

**2018-19
Media**

Kaia Upton, ETSU
Milica Manojlovic, Furman
Ebony Williams, Chattanooga
Jewel Smalls, Western Carolina
Jackie Carman, Wofford

**2019-20
Coaches**

Lindsey Taylor, Furman
Jill Harris, Mercer
Dena Jarrells, Chattanooga
Andrea Martin Ruiz, Western Carolina
Alyssa Walker, Western Carolina
Lilly Hatton, Wofford

**2019-20
Media**

Lindsey Taylor, Furman
Jill Harris, Mercer
Dena Jarrells, Chattanooga
Andrea Martin Ruiz, Western Carolina
Lilly Hatton, Wofford

PLAYER OF THE WEEK



1988-89

Nov. 28 Shirley Shannon, Western Carolina
 Dec. 5 Lea Ann Parsley, Marshall
 Dec. 12 Marcheta Winton, Chattanooga
 Dec. 19 Beth Laney, Appalachian State
 Jan. 6 Beth Laney, Appalachian State
 Jan. 13 Marcheta Winton, Chattanooga
 Jan. 20 Kim Johnson, Appalachian State
 Jan. 27 Jenny Leavitt, Marshall
 Feb. 6 Jenny Leavitt, Marshall
 Feb. 13 Kim Johnson, Appalachian State
 Feb. 20 Nicole Hopson, ETSU
 Feb. 27 Beth Laney, Appalachian State

1989-90

Nov. 27 Julie Copeland, Chattanooga
 Dec. 4 Lea Ann Parsley, Marshall
 Dec. 11 Rushia Brown, Furman
 Dec. 18 Rushia Brown, Furman
 Jan. 1 Janice Rhynehardt, Furman
 Jan. 8 Shannon Thomas, Appalachian State
 Jan. 15 Julie Copeland, Chattanooga
 Jan. 22 Sheila Johnson, Marshall
 Jan. 29 Glenda Cunningham, Appalachian State
 Feb. 5 Nicole Hopson, ETSU
 Feb. 12 Glenda Cunningham, Appalachian State
 Feb. 19 Nicole Hopson, ETSU
 Feb. 26 Kim Brown, Chattanooga

1990-91

Nov. 26 Shannon Thomas, Appalachian State
 Dec. 3 Nicole Hopson, ETSU
 Dec. 10 Shannon Thomas, Appalachian State
 Dec. 17 Karen Gruca, Appalachian State
 Jan. 7 Nicole Hopson, ETSU
 Jan. 14 Natalie Cleckley, Furman
 Jan. 21 Natalie Cleckley, Furman
 Jan. 28 Nicole Hopson, ETSU
 Feb. 4 Natalie Cleckley, Furman
 Feb. 11 Mae Louallen, ETSU
 Feb. 18 Nicole Hopson, ETSU
 Feb. 25 Natalie Cleckley, Furman

1991-92

Nov. 9 Shelly Carroll, Chattanooga
 Nov. 16 Kim Kraft, Marshall
 Nov. 23 Lori Lyons, Western Carolina
 Jan. 6 Tracy Krueger, Marshall
 Jan. 13 Rushia Brown, Furman
 Jan. 20 Shannon Thomas, Appalachian State
 Jan. 27 Regina Brown, Western Carolina
 Feb. 3 Rushia Brown, Furman
 Feb. 10 Tracy Krueger, Marshall
 Feb. 17 DeShawne Blocker, ETSU
 Feb. 24 Mitzi Story, Appalachian State

1992-93

Nov. 30 Lori Lyons, Western Carolina
 Dec. 7 Kim Brown, Chattanooga
 Dec. 14 Angie Crosby, Appalachian State
 Dec. 21 Jennifer Seaton, ETSU
 Jan. 4 Kim Brown, Chattanooga
 Jan. 11 Tracy Krueger, Marshall
 Jan. 18 DeShawne Blocker, ETSU
 Jan. 25 Lori Lyons, Western Carolina
 Feb. 1 Tracy Krueger, Marshall
 Feb. 8 DeShawne Blocker, ETSU
 Feb. 15 Tracy Krueger, Marshall
 Feb. 22 Angie Crosby, Appalachian State
 March 1 Jennifer Jones, Furman

1993-94

Nov. 29 Angela Crosby, Appalachian State
 Dec. 6 DeShawne Blocker, ETSU
 Dec. 13 Angela Rowe, Western Carolina
 Dec. 20 Angela Crosby, Appalachian State
 Jan. 3 DeShawne Blocker, ETSU
 Jan. 10 Andrea Autrey, Georgia Southern
 Jan. 17 DeShawne Blocker, ETSU
 Jan. 24 Karen Stanley, Furman
 Jan. 31 Karen Stanley, Furman
 Feb. 7 Angela Crosby, Appalachian State
 Feb. 14 Tonya Sharpe, Davidson
 Feb. 21 Angela Crosby, Appalachian State
 Feb. 28 Janice Johnson, Georgia Southern

1994-95

Dec. 5 DeShawne Blocker, ETSU
 Dec. 12 Natal Rosko, Marshall
 Dec. 19 Carolyn Kirsch, Davidson
 Jan. 2 Kristi Creamer, Furman
 Jan. 9 Amy Engle, ETSU
 Jan. 16 Justina McClellan, ETSU
 Jan. 23 DeShawne Blocker, ETSU
 Jan. 30 Karolina Karlqvist, Appalachian State
 Feb. 6 Karen Stanley, Furman
 Feb. 13 Karen Mason, Western Carolina
 Feb. 20 Andrea Autrey, Georgia Southern
 Feb. 27 Andrea Autrey, Georgia Southern

1995-96

Nov. 27 Amy Engle, ETSU
 Dec. 4 Rachel Glass, ETSU
 Dec. 11 Telly Hall, Georgia Southern
 Dec. 18 Meredith Thompson, Appalachian State
 Jan. 8 Telly Hall, Georgia Southern
 Jan. 15 Karen Mason, Western Carolina
 Jan. 22 Marysue James, Georgia Southern
 Jan. 29 Andrea Hinton, Appalachian State
 Feb. 5 Kristina Behnfeldt, Marshall
 Feb. 12 Amy Engle, ETSU
 Feb. 19 Melissa Davis, Appalachian State
 Feb. 26 Cindy McCauley, Marshall

1996-97

Dec. 2 Karen Mason, Western Carolina
 Dec. 9 Willow Russell, Western Carolina
 Dec. 16 Rachel Glass, ETSU
 Jan. 6 Kristina Behnfeldt, Marshall
 Jan. 13 Carlise Oglesby, Chattanooga
 Jan. 20 Carolyn Kirsch, Davidson
 Jan. 27 Telly Hall, Georgia Southern
 Feb. 3 Tarsha Askew, Georgia Southern
 Feb. 10 Meredith Thompson, Appalachian State
 Feb. 17 Angie Fickes, ETSU
 Feb. 24 Carlise Oglesby, Chattanooga
 March 3 Carlise Oglesby, Chattanooga

1997-98

Dec. 8 Sharon Mitchell, Georgia Southern
 Dec. 15 Jennifer O'Brien, Davidson
 Dec. 22 Sharon Mitchell, Georgia Southern
 Jan. 5 Jackie Smith, Furman
 Jan. 12 Heidi White, Furman
 Jan. 19 Sharon Mitchell, Georgia Southern
 Jan. 26 Biz Brediger, UNCG
 Feb. 2 Beth Schoofield, Appalachian State
 Feb. 9 Jackie Smith, Furman
 Feb. 16 Jackie Smith, Furman
 Feb. 23 Biz Brediger, UNCG
 March 2 Jackie Smith, Furman

1998-99

Jan. 14 Melinda Goodson, UNCG
 Dec. 21 Jamie Brown, Davidson
 Jan. 4 Jenny Nett, Wofford
 Jan. 11 Jackie Smith, Furman
 Jan. 18 Sharon Mitchell, Georgia Southern
 Jan. 25 Angie Fickes, ETSU
 Feb. 1 Jackie Smith, Furman
 Feb. 8 Jackie Smith, Furman
 Feb. 15 Sharon Mitchell, Georgia Southern
 Feb. 22 Katy Kamp, Davidson

1999-00

Dec. 6 Damita Bullock, Chattanooga
 Dec. 13 Jennifer O'Brien, Davidson
 Dec. 20 Melinda Goodson, UNCG
 Jan. 3 Jackie Smith, Furman
 Jan. 10 Jennifer O'Brien, Davidson
 Jan. 17 Erica Babb, ETSU
 Jan. 24 Jackie Smith, Furman
 Jan. 31 Jackie Smith, Furman
 Feb. 7 Erica Babb, ETSU
 Feb. 14 Erin Thurman, ETSU
 Feb. 21 Tishay Lewis, Chattanooga
 Feb. 28 Brianne Dodgen, UNCG
 Jackie Smith, Furman

2000-01

Nov. 27 Tara Charles, Furman
 Dec. 4 Laura Echols, Western Carolina
 Dec. 11 Chris Forman, ETSU
 Dec. 18 Nneka Irons, Chattanooga

Jan. 1 Becky Wollenberg, Charleston
 Jan. 8 Erin Thurman, ETSU
 Jan. 15 Heather Dykes, Chattanooga
 Jan. 22 Laura Echols, Western Carolina
 Jan. 29 Alie Rousseau, Georgia Southern
 Feb. 5 Brittney Scarberry, Charleston
 Feb. 12 Damita Bullock, Chattanooga
 Feb. 19 Tiffany Hamm, Western Carolina
 Feb. 26 Miranda Warfield, Chattanooga

2001-02

Dec. 3 Jenny Nett, Wofford
 Dec. 10 Laura Echols, Western Carolina
 Dec. 17 Jenny Nett, Wofford
 Dec. 24 Alie Rousseau, Georgia Southern
 Jan. 7 Bethany Schott, Davidson
 Jan. 14 Orion Wake, Furman
 Jan. 21 Danna Simpson, Georgia Southern
 Samika Foster, UNCG
 Jan. 28 Meghan Bryant, Davidson
 Feb. 4 Aisha Bryant, Appalachian State
 Feb. 11 Becky Wollenberg, College of Charleston
 Feb. 18 Jenny Nett, Wofford
 Feb. 25 Jennifer Gardner, Western Carolina

2002-03

Dec. 2 Tiffany Hamm, Western Carolina
 Dec. 9 Bethany Schott, Davidson
 Dec. 16 Amanda Eaton, UNCG
 Dec. 23 Wilma Simpson, College of Charleston
 Jan. 6 Shawnica Hill, Georgia Southern
 Jan. 13 Lindsey Reed, UNCG
 Jan. 20 Tiffani Johnson, Appalachian State
 Jan. 27 Emily Callahan, Davidson
 Jan. 27 Kiya Verdell, ETSU
 Feb. 3 Tiffany Patton, Chattanooga
 Feb. 10 Jessica Everett, Georgia Southern
 Feb. 17 Nicole Murray, UNCG
 Feb. 24 Ricaye Harris, Wofford
 March 3 Tiffany Hamm, Western Carolina

2003-04

Dec. 1 Tiffany Hamm, Western Carolina
 Dec. 8 Katasha Brown, Chattanooga
 Dec. 15 Katasha Brown, Chattanooga
 Dec. 22 Tiffani Mayes, ETSU
 Jan. 5 Holly Andrews, Elon
 Jan. 12 Aisha Bryant, Appalachian State
 Jan. 19 Katie Hamilton, Davidson
 Jan. 26 Tiffani Mayes, ETSU



Wofford's Jenny Nett earned four player-of-the-week awards during her career.

Feb. 2 Jennifer Gardner, Western Carolina
 Feb. 9 Jessica Williams, Elon
 Feb. 16 Tiffany Hamm, Western Carolina
 Feb. 23 Jennifer Gardner, Western Carolina
 March 1 Katie Hamilton, Davidson

2004-05

Dec. 6 Katie Hamilton, Davidson
 Dec. 13 Jen Nadalin, Furman
 Dec. 20 Jennifer Gardner, Western Carolina
 Jan. 3 Nicole Newton, Georgia Southern
 Jan. 10 Tiffani Mayes, ETSU
 Jan. 17 Patrice Bryant, College of Charleston
 Jan. 24 Jennifer Gardner, Western Carolina
 Jan. 31 Jennifer Gardner, Western Carolina
 Feb. 7 Jen Nadalin, Furman
 Feb. 14 Patrice Bryant, College of Charleston
 Feb. 21 Tiffani Mayes, ETSU
 Feb. 28 Lindsey Smith, Appalachian State

2005-06

Nov. 29 Kitara McMoore, Elon
 Dec. 6 Alex Anderson, Chattanooga
 Dec. 13 Brooke Hand, Chattanooga
 Dec. 20 Alex Anderson, Chattanooga
 Jan. 2 Kitara McMoore, Elon
 Jan. 9 Katasha Brown, Chattanooga
 Jan. 16 Kitara McMoore, Elon
 Jan. 23 Brynn Kelly, Davidson
 Jan. 30 Nicole Newton, Georgia Southern
 Feb. 6 Katasha Brown, Chattanooga
 Feb. 13 Kemena Brooks, UNCG
 Feb. 20 Alex Anderson, Chattanooga
 Feb. 27 Nicole Newton, Georgia Southern

2006-07

Nov. 21 Alex Anderson, Chattanooga
 Nov. 28 Jasmine Byrd, UNCG
 Dec. 5 Whitney Tossie, Appalachian State
 Dec. 12 Jessica Mitchell, Davidson
 Dec. 19 Alex Anderson, Chattanooga
 Jan. 2 Alex Anderson, Chattanooga
 Jan. 9 Alex Anderson, Chattanooga
 Kristen Boone, UNCG
 Jan. 16 Monique Dawson, Western Carolina
 Jan. 23 Maria Grimes, Appalachian State
 Jan. 30 Alex Anderson, Chattanooga
 Feb. 6 Alex Anderson, Chattanooga
 Feb. 13 Chevon Keith, Western Carolina
 Feb. 20 Jennifer Weurding, Wofford

2007-08

Nov. 20 Alex Anderson, Chattanooga
 Nov. 27 Kelsi Koenig, Wofford
 Dec. 4 Brooke Johnson, Western Carolina
 Dec. 11 Ashley Pellom, Western Carolina
 Dec. 18 Alex Anderson, Chattanooga
 Jan. 2 Alex Anderson, Chattanooga
 Jan. 8 Alex Anderson, Chattanooga
 Jan. 15 Jill Furstenburg, College of Charleston
 Jan. 22 Alex Anderson, Chattanooga
 Jan. 29 GiGi Thomas, Appalachian State
 Feb. 5 Alex Anderson, Chattanooga
 Feb. 12 Tierra Bumbrey, Elon
 Ashley Pellom, Western Carolina
 Feb. 19 Mercedes Robinson, Davidson
 Feb. 26 Shanara Hollinquest, Chattanooga
 March 3 Mercedes Robinson, Davidson

2008-09

Nov. 18 Lee Stephens, Furman
 Nov. 25 Melissa Liebschwager, Furman
 Dec. 2 Shanara Hollinquest, Chattanooga
 Dec. 9 Alex Thompson, Davidson
 Dec. 16 Mercedes Robinson, Davidson
 Dec. 23 Shanara Hollinquest, Chattanooga
 Jan. 6 Mercedes Robinson, Davidson
 Jan. 13 Jade Hughes, College of Charleston
 Jan. 20 Shanara Hollinquest, Chattanooga
 Jan. 27 Frances Hernandez, Appalachian State
 Feb. 3 Shanara Hollinquest, Chattanooga
 Feb. 10 Emily London, Samford
 Feb. 17 Emily London, Samford
 Feb. 24 Monique Floyd, UNCG
 March 2 Brittney Spencer, Appalachian State

2009-10

Nov. 17 Savannah Hill, Samford
 Nov. 24 Deidra Jones, College of Charleston
 Dec. 1 Shanara Hollinquest, Chattanooga
 Dec. 8 J'Lisia Ogburn, Georgia Southern
 Dec. 15 Jenaya Wade-Fray, Chattanooga
 Dec. 22 Ashlen Dewart, Appalachian State
 Jan. 5 Shanara Hollinquest, Chattanooga
 Jan. 12 Emily London, Samford
 Jan. 19 Shanara Hollinquest, Chattanooga
 Jan. 26 Jenaya Wade-Fray, Chattanooga
 Feb. 2 Michelle Davis, Chattanooga
 Feb. 9 Sam Ramirez, Appalachian State
 Feb. 16 Monica Maxwell, Samford
 Feb. 23 Savannah Hill, Samford
 March 2 Amanda Leigh, UNCG

2010-11

Nov. 16 Sam Ramirez, Appalachian State
 Nov. 23 Ashlen Dewart, Appalachian State
 Nov. 30 Whitney Hood, Chattanooga
 Dec. 7 Sophia Aleksandravicius, Davidson
 Dec. 14 Emily London, Samford
 Dec. 21 Monique Floyd, UNCG
 Jan. 4 Whitney Hood, Chattanooga
 Jan. 11 Sam Ramirez, Appalachian State
 Jan. 18 Ashlen Dewart, Appalachian State
 Jan. 25 Sam Ramirez, Appalachian State
 Feb. 1 Kelsey Evans, Elon
 Feb. 8 Meredith Frye, Georgia Southern
 Feb. 15 Amanda Leigh, UNCG
 Feb. 22 Emily London, Samford
 March 1 Whitney Hood, Chattanooga

2011-12

Nov. 15 Lashanna Booker, Furman
 Nov. 23 Anna Freeman, Appalachian State
 Nov. 29 Paige Anderson, Samford
 Dec. 6 Anna Freeman, Appalachian State
 Dec. 13 Paige Anderson, Samford
 Dec. 20 Raegan Thompson, Furman
 Jan. 3 Laura Murray, Davidson
 Jan. 10 Courtney Freeman, Appalachian State
 Jan. 17 Whitney Hood, Chattanooga
 Jan. 24 Maryah Sydnor, Appalachian State
 Jan. 31 Sophia Aleksandravicius, Davidson
 Feb. 7 Ali Ford, Elon
 Feb. 14 Kaila Shea Menendez, Western Carolina
 Feb. 21 Aiesha Harper, Elon
 Feb. 28 Taylor Hall, Chattanooga

2012-13

Nov. 13 Taylor Hall, Chattanooga
 Nov. 20 Anna Freeman, Appalachian State
 Nov. 27 Daniella Motley, Wofford
 Dec. 4 Courtney Freeman, Appalachian State
 Dec. 11 Ashlen Dewart, Chattanooga
 Dec. 18 Daniella Motley, Wofford
 Jan. 2 Latisha Harris, College of Charleston
 Jan. 8 Sophia Aleksandravicius, Davidson
 Jan. 15 Maryah Sydnor, Appalachian State
 Jan. 22 Ali Ford, Elon
 Jan. 29 Sophia Aleksandravicius, Davidson
 Feb. 5 Ali Ford, Elon
 Feb. 12 Afreyea Tolbert, College of Charleston
 Feb. 19 Sophia Aleksandravicius, Davidson
 Feb. 26 Ashlen Dewart, Chattanooga

2013-14

Nov. 12 Taylor Hall, Chattanooga
 Nov. 19 Taylor Hall, Chattanooga
 Nov. 26 Janae' Stevenson, UNCG
 Dec. 3 Laura Murray, Davidson
 Dec. 10 Laura Murray, Davidson
 Dec. 17 Ashlen Dewart, Chattanooga
 Dec. 31 Brittany Hodges, Furman
 Jan. 7 Anna Claire Knight, Georgia Southern

Jan. 14 Dakota Dukes, Davidson
 Jan. 21 Maryah Sydnor, Appalachian State
 Jan. 28 Logan Morris, Wofford
 Feb. 4 Laura Murray, Davidson
 Feb. 11 Brittany Hodges, Furman
 Feb. 18 Anna Claire Knight, Georgia Southern
 Feb. 25 Taylor Hall, Chattanooga
 March 4 Brittany Hodges, Furman

2014-15

Nov. 18 Shamauria Bridges, ETSU
 Nov. 25 Brittany Hodges, Furman
 Dec. 2 Precious Bridges, Mercer
 Dec. 9 Whitney Bunn, Furman
 Dec. 16 Brittany Hodges, Furman
 Dec. 23 Lindsay Simpson, Western Carolina
 Jan. 6 Precious Bridges, Mercer
 Jan. 13 Precious Bridges, Mercer
 Jan. 20 Chelsey Shumpert, Chattanooga
 Jan. 27 Destiny Mitchell, ETSU
 Feb. 3 Chelsey Shumpert, Chattanooga
 Feb. 10 Serena Clark, ETSU
 Feb. 17 Destiny Mitchell, ETSU
 Feb. 24 Lucy Mason, UNCG
 March 3 Jasmine Joyner, Chattanooga

2015-16

Nov. 17 Kahlia Lawrence, Mercer
 Nov. 24 Lucy Mason, UNCG
 Dec. 1 Lucy Mason, UNCG
 Dec. 9 Sydni Means, Mercer
 Dec. 15 Krista Stricklin, Samford
 Dec. 22 Tianna Tarter, ETSU
 Jan. 5 Lucy Mason, UNCG
 Jan. 12 Kahlia Lawrence, Mercer
 Jan. 19 Tianna Tarter, ETSU
 Jan. 26 Whitney Bunn, Furman
 Feb. 2 Jasmine Joyner, Chattanooga
 Feb. 9 Jasmine Joyner, Chattanooga
 Feb. 16 Jasmine Joyner, Chattanooga
 Feb. 23 Queen Alford, Chattanooga
 Feb. 29 Kahlia Lawrence, Mercer

2016-17

Nov. 15 Sherae Bonner, Western Carolina
 Nov. 22 Kahlia Lawrence, Mercer
 Nov. 29 Tianna Tarter, ETSU
 Dec. 6 Tianna Tarter, ETSU
 Dec. 13 Tianna Tarter, ETSU
 Dec. 20 Chloe Wanink, Wofford
 Jan. 3 Tianna Tarter, ETSU
 Jan. 10 Jasmine Joyner, Chattanooga
 Jan. 17 Kahlia Lawrence, Mercer
 Jan. 24 Shamauria Bridges, ETSU
 Jan. 31 Tianna Tarter, ETSU
 Feb. 7 Raziyah Farrington, Western Carolina
 Feb. 14 Jasmine Joyner, Chattanooga
 Feb. 21 Jasmine Joyner, Chattanooga
 Feb. 27 Kahlia Lawrence, Mercer

2017-18

Nov. 14 Sydni Means, Mercer
 Nov. 21 Tianna Tarter, ETSU
 Nov. 28 Keiana Gilbert, Chattanooga
 Dec. 5 Erica Haynes-Overton, ETSU
 Dec. 12 Ije Ajemba, UNCG
 Dec. 19 Cierra Carter, Furman
 Jan. 2 Kahlia Lawrence, Mercer
 Jan. 9 KeKe Calloway, Mercer
 Jan. 16 Ije Ajemba, UNCG
 Jan. 23 Celena Taborn, Furman
 Jan. 30 Tianna Tarter, ETSU
 Feb. 6 Keiana Gilbert, Chattanooga
 Feb. 13 Ije Ajemba, UNCG
 Feb. 20 Erica Haynes-Overton, ETSU
 Feb. 26 Kahlia Lawrence, Mercer

2018-19

- Nov. 13 Chloe Wanink, Wofford
- Nov. 20 KeKe Calloway, Mercer
- Nov. 27 Jackie Carman, Wofford
- Dec. 4 KeKe Calloway, Mercer
- Dec. 11 Amanda Thompson, Mercer
- Dec. 18 Nadine Soliman, UNCG
- Dec. 24 Amanda Thompson, Mercer
- Dec. 31 Amanda Thompson, Mercer
- Jan. 8 Amanda Thompson, Mercer
- Jan. 15 Chloe Wanink, Wofford
- Jan. 22 Lakelyn Bouldin, Chattanooga
- Jan. 29 Shannon Titus, Mercer
- Feb. 6 Erica Haynes-Overtton, ETSU
- Feb. 12 Erica Haynes-Overtton, ETSU
- Feb. 19 Chloe Wanink, Wofford
- Feb. 26 Da'Ja Green, Wofford
- March 5 KeKe Calloway, Mercer

2019-20

- Nov. 12 Erica Haynes-Overtton, ETSU
- Nov. 19 Jewel Smalls, Western Carolina
- Nov. 26 Nadine Soliman, UNCG
- Dec. 3 Jewel Smalls, Western Carolina
- Dec. 10 Tierra Hodges, Furman
- Dec. 17 Nadine Soliman, UNCG
- Dec. 24 Le'Jzae Davidson, Furman
- Jan. 7 Jaron Dougherty, Mercer
- Jan. 14 Tierra Hodges, Furman
- Jan. 21 Natalie Armstrong, Samford
- Jan. 28 Jaron Dougherty, Mercer
- Feb. 4 Eboni Williams, Chattanooga
- Feb. 11 Jaron Dougherty, Mercer
- Feb. 18 Nadine Soliman, UNCG
- Feb. 25 Sarah Myers, Samford
- March 2 Tierra Hodges, Furman

Freshmen of the Week

2013-14

- Nov. 12 Ellen Riggins, Samford
- Nov. 19 Jennifer Rhodes, Elon
- Nov. 26 Lauren Brown, Elon
- Dec. 3 Ellen Riggins, Samford
- Dec. 10 Lenaira Ruffin, Elon
- Dec. 17 Whitney Bunn, Furman
- Dec. 31 Jennifer Rhodes, Elon
- Jan. 7 Hannah Nichols, Samford
- Jan. 14 Whitney Bunn, Furman
- Jan. 21 Hannah Nichols, Samford
- Jan. 28 Ellen Riggins, Samford
- Feb. 4 Kassidy Blevins, Samford
- Feb. 11 Bailey Williams, UNCG
- Feb. 18 Angel McGowan, Georgia Southern
- Feb. 25 Jennifer Rhodes, Elon
- March 4 Kassidy Blevins, Samford

2014-15

- Nov. 18 Shenae Bonner, Western Carolina
- Nov. 25 Keiana Gilbert, Chattanooga
- Dec. 2 Keiana Gilbert, Chattanooga
- Dec. 9 Destiney Elliott, Samford
- Dec. 16 Tianna Tarter, ETSU
- Dec. 23 Destiney Elliott, Samford
- Jan. 6 Tianna Tarter, ETSU
- Jan. 13 Tianna Tarter, ETSU
- Jan. 20 Kahlia Lawrence, Mercer
- Jan. 27 Ace Easter, Western Carolina
- Feb. 3 Kahlia Lawrence, Mercer
- Feb. 10 Alex Williams, Mercer
- Feb. 17 Kahlia Lawrence, Mercer
- Feb. 24 Kahlia Lawrence, Mercer
- March 3 Ace Easter, Western Carolina

Players of the Month

2004-05

- December Tiffany Mayes, ETSU
- January Tiffany Mayes, ETSU
- February Katie Hamilton, Davidson

2005-06

- November Kitara McMoore, Elon
- December Alex Anderson, Chattanooga
- January Kitara McMoore, Elon
- February Kiki Conyers, Appalachian State

2006-07

- December Alex Anderson, Chattanooga
- January Alex Anderson, Chattanooga
- February Alex Anderson, Chattanooga
- March Brooke Hand, Chattanooga

2007-08

- November Brooke Johnson, Western Carolina
- December Alex Anderson, Chattanooga
- January Alex Anderson, Chattanooga
- February Alex Anderson, Chattanooga
- March Laura Hall, Chattanooga

2008-09

- November Shanara Hollinquest, Chattanooga
- December Alex Thompson, Davidson
- January Shanara Hollinquest, Chattanooga
- February Emily London, Samford

2009-10

- November Shanara Hollinquest, Chattanooga
- December Shanara Hollinquest, Chattanooga
- January Emily London, Samford
- February Sam Ramirez, Appalachian State

2010-11

- November Sam Ramirez, Appalachian State
- December Monique Floyd, UNCG
- January Whitney Hood, Chattanooga
- February Emily London, Samford

2011-12

- November Sophia Aleksandravicius, Davidson
- December Anna Freeman, Appalachian State
- January Sophia Aleksandravicius, Davidson
- February Anna Freeman, Appalachian State

2012-13

- November Courtney Freeman, Appalachian St.
- December Ashlen Dewart, Chattanooga
- January Sophia Aleksandravicius, Davidson
- February Sophia Aleksandravicius, Davidson

2013-14

- November Janae Stevenson, UNCG
- December Laura Murray, Davidson
- January Maryah Sydnor, Appalachian State
- February Maryah Sydnor, Appalachian State

2014-15

- November Precious Bridges, Mercer
- December Precious Bridges, Mercer
- January Precious Bridges, Mercer
- February Precious Bridges, Mercer

2015-16

- November Lucy Mason, UNCG
- December Lucy Mason, UNCG
- January Jasmine Joyner, Chattanooga
- February Kahlia Lawrence, Mercer

2016-17

- November Kahlia Lawrence, Mercer
- December Tianna Tarter, ETSU
- January Jasmine Joyner, Chattanooga
- February Jasmine Joyner, Chattanooga

2018-19

- November KeKe Calloway, Mercer
- December Amanda Thompson, Mercer
- January Amanda Thompson, Mercer
- February Amanda Thompson, Mercer

2019-20

- November Jewel Smalls, Western Carolina
- December Tierra Hodges, Furman
- January Natalie Armstrong, Samford
- February Shannon Titus, Mercer



Chattanooga's Alex Anderson earned six of a possible nine player-of-the-month awards over a two-season span (2006-07 to 2007-08).

NCAA Championship

1989
East Regional First Round (March 15; Tacoma, Wash.)
 No. 5 Georgia 90, No. 12 Chattanooga 69

1990
East Regional First Round (March 14; College Park, Md.)
 No. 6 Maryland 100, No. 11 Appalachian State 71

1991
East Regional First Round (March 13; Tallahassee, Fla.)
 No. 5 Florida State 96, No. 12 Appalachian State 57

1992
East Regional First Round (March 18; Los Angeles, Calif.)
 No. 5 Clemson 76, No. 12 Chattanooga 72

1993
Mideast Regional First Round (March 17; Tuscaloosa, Ala.)
 No. 5 Alabama 102, No. 12 Georgia Southern 70

1994
East Regional First Round (March 16; Chapel Hill, N.C.)
 No. 3 North Carolina 101, No. 14 Georgia Southern 53

1995
East Regional First Round (March 16; Ruston, La.)
 No. 4 Louisiana Tech 90, No. 13 Furman 52

1996
West Regional First Round (March 15; Tuscaloosa, Ala.)
 No. 4 Alabama 95, No. 13 Appalachian State 66

1997
Midwest Regional First Round (March 14; Boulder, Colo.)
 No. 2 Colorado 69, No. 15 Marshall 49

1998
Midwest Regional First Round (March 13; Tuscaloosa, Ala.)
 No. 2 Alabama 94, No. 15 UNCG 46

1999
South Regional First Round (March 13; Knoxville, Tenn.)
 No. 1 Tennessee 113, No. 16 Appalachian State 54

2000
Mideast Regional First Round (March 18; Knoxville, Tenn.)
 No. 1 Tennessee 90, No. 16 Furman 38

2001
Midwest Regional First Round (March 16; Cincinnati, Ohio)
 No. 5 Clemson 51, No. 12 Chattanooga 49

2002
Mideast Regional First Round (March 15; State College, Pa.)
 No. 4 Penn State 82, No. 13 Chattanooga 67

2003
First Round (March 23; State College, Pa.)
 No. 5 South Carolina 68, No. 12 Chattanooga 54

2004
First Round (March 20; Chattanooga, Tenn.)
 No. 10 Chattanooga 74, No. 7 Rutgers 69
Second Round (March 22; Chattanooga, Tenn.)
 No. 2 Vanderbilt 60, No. 10 Chattanooga 44

2005
First Round (March 20; Knoxville, Tenn.)
 No. 1 Tennessee 94, No. 16 Western Carolina 23

2006
First Round (March 18; Rosemont, Ill.)
 No. 5 Kentucky 69, No. 12 Chattanooga 59

2007
First Round (March 18; Raleigh, N.C.)
 No. 5 Baylor 68, No. 12 Chattanooga 55

2008
First Round (March 23; Bridgeport, Conn.)
 No. 5 Kansas State 69, No. 12 Chattanooga 59

2009
First Round (March 21; Albuquerque, N.M.)
 No. 4 Vanderbilt 73, No. 13 Western Carolina 41

2010
First Round (March 20; Tempe, Ariz.)
 No. 4 Oklahoma State 70, No. 13 Chattanooga 63

2011
First Round (March 20; Auburn, Ala.)
 No. 3 Florida State 76, No. 14 Samford 46

2012
First Round (March 18; Nashville, Tenn.)
 No. 2 Duke 82, No. 15 Samford 47

2013
First Round (March 23; College Station, Texas)
 No. 6 Nebraska 73, No. 11 Chattanooga 59

2014
First Round (March 22; Lexington, Ky.)
 No. 6 Syracuse 59, No. 11 Chattanooga 53

2015
First Round (March 21; Knoxville, Tenn.)
 No. 10 Pittsburgh 51, No. 7 Chattanooga 40

2016
First Round (March 18; Starkville, Miss.)
 No. 5 Mississippi State 60, No. 12 Chattanooga 50

2017
First Round (March 18; Louisville, Ky.)
 No. 4 Louisville 82, No. 13 Chattanooga 62

2018
First Round (March 17; Athens, Ga.)
 No. 4 Georgia 68, No. 13 Mercer 63

2019
First Round (March 22; Iowa City, Iowa)
 No. 2 Iowa 66, No. 15 Mercer 61

NWIT

1984
Quarterfinals (March 6; Amarillo, Texas)
 Chattanooga 84, Oklahoma 78
Semifinals (March 7; Amarillo, Texas)
 Chattanooga 70, Clemson 66
Championship (March 8; Amarillo, Texas)
 Vanderbilt 67, Chattanooga 66

1987
First Round (March 19; Amarillo, Texas)
 California 109, Appalachian State 99
Consolation (March 20; Amarillo, Texas)
 Stephen F. Austin 81, Appalachian State 80
Consolation (March 21; Amarillo, Texas)
 DePaul 88, Appalachian State 82

1995
First Round (March 23; Amarillo, Texas)
 Texas A&M 71, ETSU 50
Consolation (March 24; Amarillo, Texas)
 ETSU 79, VCU 65
Consolation (March 25; Amarillo, Texas)
 Clemson 107, ETSU 66

WNIT

2000
First Round (March 16; Chattanooga, Tenn.)
 Chattanooga 70, Alabama 68
Second Round (March 18; Chattanooga, Tenn.)
 Georgia Tech 81, Chattanooga 74

2002
First Round (March 13; Blacksburg, Va.)
 Virginia Tech 51, UNCG 45

2005
First Round (March 18; Chattanooga, Tenn.)
 Chattanooga 50, Villanova 40
Second Round (March 20; Lexington, Ky.)
 Kentucky 91, Chattanooga 54

2007
First Round (March 15; Cullowhee, N.C.)
 Western Carolina 91, ETSU 63
First Round (March 15; Birmingham, Ala.)
 UAB 81, Davidson 77
Second Round (March 17; Blacksburg, Va.)
 Virginia Tech 74, Western Carolina 64

2008
First Round (March 19; Murfreesboro, Tenn.)
 Middle Tennessee State 104, Western Carolina 69

2009
First Round (March 19; Lexington, Ky.)
 Kentucky 81, Chattanooga 76

2010
First Round (March 18; Birmingham, Ala.)
 Samford 66, Ole Miss 65
Second Round (March 21; Springfield, Mo.)
 Missouri State 75, Samford 54

2011
First Round (March 16; Columbia, S.C.)
 South Carolina 67, Appalachian State 54

2012
First Round (March 15; Wilmington, N.C.)
 Appalachian State 79, UNCW 73
First Round (March 15; Harrisonburg, Va.)
 James Madison 64, Davidson 49
First Round (March 15; Memphis, Tenn.)
 Memphis 60, Chattanooga 59
Second Round (March 17; Raleigh, N.C.)
 Appalachian State 66, NC State 62
Third Round (March 22; Charlottesville, Va.)
 Virginia 74, Appalachian State 58

2013
First Round (March 21; Norfolk, Va.)
 Davidson 82, Old Dominion 73
First Round (March 21; Charlotte, N.C.)

Charlotte 79, Appalachian State 61
Second Round (March 24; Charlotte, N.C.)
 Charlotte 72, Davidson 60

2014
First Round (March 20; Auburn, Ala.)
 Auburn 78, Furman 64

2015
First Round (March 19; Johnson City, Tenn.)
 NC State 73, ETSU 58

2016
First Round (March 17; Atlanta, Ga.)
 Georgia Tech 73, Mercer 56

2017
First Round (March 16; Tuscaloosa, Ala.)
 Alabama 81, Mercer 57

2018
First Round (March 15; Harrisonburg, Va.)
 James Madison 60, ETSU 52
First Round (March 15; Birmingham, Ala.)
 UAB 60, Chattanooga 50

2019
First Round (March 21; Blacksburg, Va.)
 Virginia Tech 92, Furman 65

Women's Basketball Invitational

2010
East Region
First Round (March 17; Morehead, Ky.)
 No. 2 College of Charleston 67, No. 7 Morehead State 59
First Round (March 18; Charleston, S.C.)
 No. 1 Appalachian State 62, No. 8 Charleston Southern 47
Quarterfinals (March 21; Boone, N.C.)
 No. 1 Appalachian State 59, No. 5 Fairfield 36
Quarterfinals (March 21; Charleston, S.C.)
 No. 2 College of Charleston 76, No. 6 Bradley 66
Semifinals (March 25; Boone, N.C.)
 No. 1 Appalachian State 77, No. 2 College of Charleston 58
Championship (March 28; Boone, N.C.)
 No. 1 Appalachian State 79, No. 1 Memphis 71

2011
East Region
First Round (March 17; Elon, N.C.)
 No. 3 Elon 103, No. 6 USC Upstate 72
Second Round (March 20; Elon, N.C.)
 No. 2 UAB 59, No. 3 Elon 50

2013
East Region
First Round (March 20; Highland Heights, Ky.)
 No. 5 College of Charleston 72, No. 4 Northern Kentucky 70
Second Round (March 24; Detroit, Mich.)
 No. 1 Detroit 79, No. 5 College of Charleston 67
West Region
First Round (March 20; Elon, N.C.)
 No. 4 Elon 68, No. 5 Eastern Kentucky 61
Second Round (March 23; Elon, N.C.)
 No. 8 McNeese State 66, No. 4 Elon 58

2015
East Region
First Round (Macon, Ga.)
 No. 4 Mercer 83, No. 5 Troy 68
Quarterfinals (Macon, Ga.)
 No. 4 Mercer 73, No. 8 Marshall 71
Semifinals (Loudonville, N.Y.)
 No. 3 Siena 65, No. 4 Mercer 54
West Region
First Round (Lake Charles, La.)
 No. 6 McNeese State 87, No. 3 Furman 70

2017
East Region
First Round (Charleston, S.C.)
 UNCG 45, Charleston Southern 37
Quarterfinals (Greensboro, N.C.)
 UNCG 87, Brown 84
Semifinals (Greensboro, N.C.)
 UNCG 59, Milwaukee 49
Championship (Houston, Texas)
 Rice 74, UNCG 62

2018
East Region
First Round (Asheville, N.C.)
 Furman 65, UNC Asheville 64
Quarterfinals (Mobile, Ala.)
 South Alabama 54, Furman 53

POSTSEASON HISTORY BY SCHOOL



ETSU

NCAA Championship (0-3)

3/22/08	No. 3 Oklahoma State	L	73-85	First Round
3/22/09	No. 4 Iowa State	L	53-85	First Round
3/21/10	No. 3 Xavier	L	82-94	First Round

WNIT (0-3)

3/15/07	at Western Carolina	L	63-91	First Round
3/19/15	NC State	L	58-73	First Round
3/15/18	at James Madison	L	52-60	First Round

Furman

NCAA Championship (0-2)

3/16/95	No. 4 Louisiana Tech	L	52-90	East Regional
3/18/00	No. 1 Tennessee	L	38-90	Mideast Regional

WNIT (0-2)

3/20/14	at Auburn	L	64-78	First Round
3/21/19	at Virginia Tech	L	65-92	First Round

Women's Basketball Invitational (1-2)

3/19/15	at McNeese State	L	70-87	First Round
3/15/18	at UNC Asheville	W	65-64	First Round
3/18/18	at South Alabama	L	53-54	Quarterfinals

Mercer

NCAA Championship (0-2)

3/17/18	at Georgia	L	63-68	First Round
3/22/19	at Iowa	L	61-66	First Round

Women's Basketball Invitational (2-2)

3/21/13	McNeese State	L	70-82	First Round
3/19/15	Troy	W	83-68	First Round
3/22/15	Marshall	W	73-71	Quarterfinals
3/25/15	at Siena	L	54-65	Semifinals

WNIT (0-2)

3/17/16	at Georgia Tech	L	56-73	First Round
3/16/17	at Alabama	L	57-81	First Round

UNCG

NCAA Championship (0-1)

3/13/98	No. 2 Alabama	L	46-94	Midwest Regional
---------	---------------	---	-------	------------------

WNIT (0-1)

3/13/02	at Virginia Tech	L	45-51	First Round
---------	------------------	---	-------	-------------

Women's Basketball Invitational (3-1)

3/16/17	at Charleston Southern	W	45-37	First Round
3/19/17	Brown	W	87-84	Quarterfinals
3/23/17	Milwaukee	W	59-49	Semifinals
3/26/17	at Rice	L	62-74	Final

Samford

NCAA Championship (0-2)

3/20/11	No. 3 Florida State	L	46-76	First Round
3/18/12	No. 2 Duke	L	42-82	First Round

WNIT (1-1)

3/18/10	Mississippi	W	66-65	First Round
3/21/10	at Missouri State	L	75-54	Second Round

Chattanooga

NCAA Championship (1-15)

3/15/89	No. 5 Georgia	L	69-90	East Regional
3/18/92	No. 5 Clemson	L	72-76	East Regional
3/16/01	No. 5 Clemson	L	49-51	Midwest Regional
3/15/02	No. 4 Penn State	L	67-82	Mideast Regional
3/23/03	No. 5 South Carolina	L	54-68	East Regional

3/20/04	No. 7 Rutgers	W	74-69	First Round
3/22/04	No. 2 Vanderbilt	L	44-60	Second Round
3/18/06	No. 5 Kentucky	L	59-69	First Round
3/18/07	No. 5 Baylor	L	55-68	First Round
3/23/08	No. 5 Kansas State	L	59-69	First Round
3/20/10	No. 4 Oklahoma State	L	63-70	First Round
3/23/13	No. 6 Nebraska	L	59-73	First Round
3/22/14	No. 6 Syracuse	L	53-59	First Round
3/21/15	No. 10 Pittsburgh	L	40-51	First Round
3/18/16	No. 5 Mississippi State	L	50-60	First Round
3/18/17	at No. 4 Louisville	L	62-82	First Round

WNIT (2-5)

3/16/00	Alabama	W	70-68	First Round
3/18/00	Georgia Tech	L	74-81	Second Round
3/18/05	Villanova	W	50-40	First Round
3/20/05	Kentucky	L	54-91	Second Round
3/19/09	Kentucky	L	76-81 (OT)	First Round
3/15/12	Memphis	L	59-60	First Round
3/15/18	at UAB	L	50-60	First Round

Western Carolina

NCAA Championship (0-2)

3/20/05	No. 1 Tennessee	L	43-94	First Round
3/21/09	No. 4 Vanderbilt	L	44-73	First Round

WNIT (1-2)

3/16/07	ETSU	W	91-63	First Round
3/18/07	at Virginia Tech	L	64-74	Second Round
3/19/08	at Middle Tennessee	L	69-104	First Round



Chattanooga's Alex Anderson made three appearances in the NCAA Championship in her four-year Mocs career (2004-08), averaging 14.0 points and 8.7 rebounds in three first-round games.

SOUTHERN CONFERENCE CHAMPIONS

Year	Regular-season	Tournament	Year	Regular-season	Tournament
1983-84	Chattanooga	Chattanooga	2001-02	Chattanooga, UNCG	Chattanooga
1984-85	Chattanooga, Marshall	Chattanooga	2002-03	Chattanooga	Chattanooga
1985-86	Chattanooga, Marshall	Chattanooga	2003-04	Chattanooga	Chattanooga
1986-87	Appalachian State, Marshall	Appalachian State	2004-05	Chattanooga	Western Carolina
1987-88	Appalachian State, Marshall	Appalachian State	2005-06	Chattanooga	Chattanooga
1988-89	Appalachian State, Marshall	Chattanooga	2006-07	Chattanooga, Western Carolina	Chattanooga
1989-90	Furman	Appalachian State	2007-08	Chattanooga	Chattanooga
1990-91	Chattanooga	Appalachian State	2008-09	Chattanooga	Western Carolina
1991-92	Chattanooga, Furman	Chattanooga	2009-10	Chattanooga	Chattanooga
1992-93	Furman	Georgia Southern	2010-11	Appalachian State	Samford
1993-94	Georgia Southern	Georgia Southern	2011-12	Appalachian State, Davidson	Samford
1994-95	ETSU	Furman	2012-13	Chattanooga	Chattanooga
1995-96	Appalachian State	Appalachian State	2013-14	Chattanooga	Chattanooga
1996-97	Furman	Marshall	2014-15	Chattanooga	Chattanooga
1997-98	Georgia Southern	UNCG	2015-16	Mercer, Chattanooga	Chattanooga
1998-99	UNCG	Appalachian State	2016-17	Mercer, Chattanooga	Chattanooga
1999-00	Chattanooga	Furman	2017-18	Mercer	Mercer
2000-01	Chattanooga, Georgia Southern	Chattanooga	2018-19	Mercer	Mercer
			2019-20	UNCG, Samford, Chattanooga	Samford

1983-84	CONF		ALL		Pts.	Opp.
	W	L	W	L		
Chattanooga	7	1	26	5	2,283	1,962
ETSU	6	2	18	9	1,810	1,655
Marshall	5	3	18	10	2,149	1,875
Western Carolina	2	6	10	16	1,733	1,660
Appalachian State	0	8	6	22	1,807	2,058
Furman	0	0	14	13	1,869	1,863
Davidson	0	0	0	25	915	2,342

1984-85	CONF		ALL		Pts.	Opp.
	W	L	W	L		
Marshall	9	1	19	10	2,392	2,156
Chattanooga	9	1	16	13	2,050	2,189
Appalachian State	5	5	16	12	2,148	1,913
ETSU	5	5	13	14	1,843	1,797
Furman	1	9	7	18	1,670	1,914
Western Carolina	1	9	7	19	1,636	2,033
Davidson	0	0	3	18	1,113	1,740

1985-86	CONF		ALL		Pts.	Opp.
	W	L	W	L		
Marshall	8	2	18	11	2,158	2,043
Chattanooga	8	2	19	10	2,146	2,131
Appalachian State	5	5	16	13	2,169	1,993
ETSU	5	5	13	15	1,941	1,953
Furman	2	8	13	14	2,022	2,031
Western Carolina	2	8	8	18	1,637	1,887
Davidson	0	0	10	8	1,177	1,093

1986-87	CONF		ALL		Pts.	Opp.
	W	L	W	L		
Appalachian State	9	1	24	7	2,543	2,164
Marshall	9	1	24	5	2,152	1,802
ETSU	4	6	9	17	1,882	1,986
Western Carolina	4	6	11	15	1,589	1,734
Chattanooga	3	7	7	20	1,843	2,084
Furman	1	9	8	20	1,869	2,094

1987-88	CONF		ALL		Pts.	Opp.
	W	L	W	L		
Appalachian State	8	2	24	4	2,343	1,889
Marshall	8	2	18	10	1,980	1,801
Chattanooga	6	4	19	9	2,138	1,973
Furman	4	6	17	12	2,204	2,121
Western Carolina	3	7	11	16	1,772	1,926
ETSU	1	9	7	18	1,814	1,950

1988-89	CONF		ALL		Pts.	Opp.
	W	L	W	L		
Appalachian State	9	1	19	8	2,137	1,954
Marshall	9	1	18	10	1,852	1,779
Chattanooga	5	5	19	12	2,363	2,214
Furman	3	7	19	10	2,233	2,048
ETSU	2	8	7	19	1,822	1,948
Western Carolina	2	8	13	15	1,915	2,004

1989-90	CONF		ALL		Pts.	Opp.
	W	L	W	L		
Furman	8	2	20	9	2,440	2,093
Appalachian State	7	3	20	9	2,152	2,060

Chattanooga	6	4	16	13	2,222	2,208
ETSU	5	5	15	13	2,080	2,048
Marshall	4	6	10	18	2,055	2,084
Western Carolina	0	10	8	19	1,841	2,000

1990-91	CONF		ALL		Pts.	Opp.
	W	L	W	L		
Chattanooga	8	2	20	8	2,207	1,964
Marshall	7	3	20	8	1,920	1,659
ETSU	6	4	15	13	2,087	2,179
Appalachian State	5	5	19	14	2,521	2,519
Furman	4	6	14	14	2,318	2,171
Western Carolina	0	10	4	23	1,785	2,255

1991-92	CONF		ALL		Pts.	Opp.
	W	L	W	L		
Furman	8	2	17	9	1,923	1,923
Chattanooga	8	2	18	12	2,156	2,156
Marshall	6	4	15	13	1,831	1,831
Appalachian State	5	5	9	18	2,221	2,221
ETSU	2	8	7	19	2,071	2,071
Western Carolina	1	9	6	22	2,151	2,151
Georgia Southern	0	0	14	16	2,401	2,401


1992-93	CONF		ALL		Pts.	Opp.
	W	L	W	L		
Furman	10	2	17	11	2,170	2,048
Chattanooga	9	3	15	13	2,071	2,018
Georgia Southern	9	3	21	9	2,213	1,917
Marshall	5	7	15	13	1,925	1,918
Appalachian State	4	8	10	17	2,083	2,102
ETSU	4	8	7	18	1,813	2,079
Western Carolina	1	11	7	20	1,804	2,038
Davidson	0	0	9	13	1,329	1,453

1993-94	CONF		ALL		Pts.	Opp.
	W	L	W	L		
Georgia Southern	11	2	21	9	2,266	2,113
Appalachian State	10	3	20	8	2,220	1,927
Furman	9	4	14	14	2,144	2,030
Chattanooga	7	6	15	13	2,015	1,974
Marshall	6	7	12	15	1,895	1,997
ETSU	5	8	12	14	2,016	1,982
Western Carolina	1	12	5	22	1,657	2,279
Davidson	0	7	5	21	1,672	1,941

1994-95	CONF		ALL		Pts.	Opp.
	W	L	W	L		
ETSU	11	3	21	9	2,432	2,266
Georgia Southern	10	4	16	12	2,224	2,049
Furman	10	4	18	12	2,275	2,198
Appalachian State	9	5	19	9	2,150	1,905
Marshall	6	8	14	13	1,936	2,037
Chattanooga	6	8	10	17	1,758	1,839
Western Carolina	4	10	9	18	1,954	2,157
Davidson	0	14	4	23	1,773	2,003

1995-96	CONF		ALL		Pts.	Opp.
	W	L	W	L		
Appalachian State	14	0	24	6	2,418	2,129
Marshall	9	5	15	14	2,193	2,109
Georgia Southern	7	7	15	13	2,213	2,266
Davidson	7	7	14	12	1,875	1,772
Chattanooga	6	8	12	15	1,717	1,864
Furman	6	8	10	17	1,759	1,897
Western Carolina	4	10	9	18	1,822	1,953
ETSU	3	11	9	17	1,963	2,016

1996-97	CONF		ALL		Pts.	Opp.
	W	L	W	L		
Furman	10	4	19	8	1,948	1,845
Marshall	9	5	18	12	2,280	2,226
Appalachian State	8	6	16	12	2,031	1,902
Georgia Southern	8	6	16	13	2,087	2,100
Davidson	7	7	15	11	1,881	1,761
Chattanooga	6	8	12	15	1,778	1,819
Western Carolina	5	9	11	16	1,827	1,937
ETSU	3	11	11	17	1,952	2,100



Furman's Rushia Brown (1989-94) helped the Paladins to three regular-season SoCon titles during her career.

YEAR-BY-YEAR STANDINGS



	CONF		ALL		Pts.	Opp.
	W	L	W	L		
Georgia Southern	13	3	18	11	2,230	2,192
UNCG	12	4	21	9	2,201	2,048
Davidson	12	4	18	9	2,037	1,872
Furman	11	5	16	13	2,092	2,145
ETSU	8	8	11	15	1,970	1,930
Appalachian State	8	8	9	17	1,594	1,784
Western Carolina	4	12	7	20	1,491	2,037
Chattanooga	3	13	8	19	1,699	1,846
Wofford	1	15	5	23	1,969	2,134

	CONF		ALL		Pts.	Opp.
	W	L	W	L		
UNCG	14	4	20	8	2,071	1,846
ETSU	12	5	16	12	2,018	1,990
Georgia Southern	12	6	13	14	2,020	2,051
Davidson	11	7	18	10	2,139	2,012
Furman	10	8	13	14	1,821	1,909
Appalachian State	7	10	14	15	2,118	2,181
Western Carolina	8	10	10	17	1,820	2,006
Chattanooga	8	10	10	17	1,897	2,007
Wofford	4	14	9	19	1,908	2,107
College of Charleston	3	15	6	21	1,696	1,862

	CONF		ALL		Pts.	Opp.
	W	L	W	L		
Chattanooga	17	1	26	5	2,284	1,904
Furman	13	5	20	11	2,184	2,016
ETSU	12	6	15	12	1,930	1,883
UNCG	11	7	18	11	1,995	1,882
Appalachian State	9	9	13	15	1,964	2,068
Georgia Southern	9	9	10	18	1,994	2,130
Davidson	8	10	10	17	1,779	1,882
Western Carolina	6	12	11	17	1,852	1,939
Wofford	4	14	10	18	1,732	1,872
College of Charleston	1	17	4	23	1,426	1,952

	CONF		ALL		Pts.	Opp.
	W	L	W	L		
Chattanooga	15	3	24	7	2,331	1,931
Georgia Southern	15	3	22	7	2,157	1,928
UNCG	14	4	22	8	2,078	1,791
Furman	12	6	19	10	2,042	1,857
Western Carolina	7	11	13	15	1,991	1,983
ETSU	7	11	7	21	1,894	2,195
College of Charleston	7	11	11	17	1,839	1,970
Wofford	6	12	11	18	1,921	1,979
Davidson	4	14	9	19	1,766	2,018
Appalachian State	3	15	6	23	1,973	2,279

	CONF		ALL		Pts.	Opp.
	W	L	W	L		
Chattanooga	14	4	23	8	2,331	1,931
UNCG	14	4	21	10	2,078	1,791
Furman	11	7	17	12	2,042	1,857
Georgia Southern	10	8	13	14	2,157	1,928
Western Carolina	9	9	17	11	1,991	1,983
Wofford	9	9	16	13	1,921	1,979
College of Charleston	7	11	14	14	1,839	1,970
Davidson	6	12	10	18	1,766	2,018
ETSU	5	13	10	18	1,894	2,195
Appalachian State	5	13	10	19	1,973	2,279

	CONF		ALL		Pts.	Opp.
	W	L	W	L		
Chattanooga	16	2	26	5	2,262	1,874
Western Carolina	14	4	21	7	1,913	1,786
Georgia Southern	12	6	20	10	2,054	1,895
Furman	11	7	16	13	1,940	1,835
UNCG	10	8	14	13	1,698	1,727
Appalachian State	8	10	9	19	1,862	2,001
Davidson	8	10	15	15	1,986	1,966
ETSU	6	12	9	19	1,876	2,147
College of Charleston	4	14	10	19	1,948	2,010
Wofford	1	17	4	24	1,679	2,120

	CONF		ALL		Pts.	Opp.
	W	L	W	L		
Chattanooga	20	0	29	3	2,330	1,853
Furman	14	6	18	11	1,981	1,721
Davidson	13	7	16	12	1,796	1,730
ETSU	13	7	13	14	1,764	1,838
Elon	12	8	17	12	1,809	1,891
Western Carolina	10	10	14	17	1,966	1,984
UNCG	9	11	9	19	1,654	1,810



Jacinda Lambert helped guide UNCG to a share of the regular-season championship in 2001-02.

Georgia Southern	9	11	15	14	1,692	1,757
Appalachian State	6	14	7	21	1,851	2,006
College of Charleston	4	16	7	22	1,732	2,049
Wofford	0	20	0	28	1,560	2,091

	CONF		ALL		Pts.	Opp.
	W	L	W	L		
Chattanooga	19	1	24	4	2,020	1,639
Davidson	14	6	18	11	1,943	1,803
Furman	13	7	18	10	1,854	1,753
UNCG	11	9	14	14	1,737	1,756
Georgia Southern	11	9	16	14	1,940	1,972
Western Carolina	10	10	18	13	2,221	2,240
College of Charleston	10	10	15	14	1,683	1,769
ETSU	9	11	13	17	1,995	1,989
Appalachian State	8	12	11	17	1,772	1,777
Elon	3	17	4	24	1,467	1,803
Wofford	2	18	4	24	1,672	2,004

	CONF		ALL		Pts.	Opp.
	W	L	W	L		
Chattanooga	18	0	27	4	2,328	1,905
UNCG	12	6	18	12	2,023	1,924
Davidson	12	6	17	12	1,918	1,827
Appalachian State	11	7	15	13	1,878	1,961
Western Carolina	8	10	9	20	1,990	2,087
Elon	7	11	12	16	1,550	1,580
College of Charleston	7	11	11	17	1,652	1,813
Georgia Southern	7	11	11	18	1,870	2,030
Furman	5	13	10	20	1,838	2,041
Wofford	3	15	7	21	1,718	1,942

	CONF		ALL		Pts.	Opp.
	W	L	W	L		
Western Carolina	15	3	24	10	2,358	2,239
Chattanooga	15	3	25	8	2,379	2,109
Davidson	13	5	23	9	2,260	1,964
UNCG	13	5	20	10	1,990	1,912
Georgia Southern	7	11	13	18	1,953	2,073
Wofford	7	11	13	16	1,748	1,878
Appalachian State	6	12	13	18	2,093	2,111
College of Charleston	5	13	10	20	1,723	1,795
Furman	5	13	11	20	1,748	1,899
Elon	4	14	10	20	1,565	1,810

	CONF		ALL		Pts.	Opp.
	W	L	W	L		
Chattanooga	18	0	29	4	2,297	1,866
Western Carolina	15	3	25	9	2,518	2,275
Davidson	13	5	19	11	1,949	1,868
Georgia Southern	13	5	17	13	1,841	1,847
College of Charleston	9	9	14	16	1,718	1,765
Elon	6	12	12	20	1,908	1,929
Furman	5	13	10	20	1,820	1,975
Appalachian State	5	13	8	22	1,887	2,160
UNCG	4	14	7	24	1,647	1,993
Wofford	2	16	10	21	1,890	2,099

	CONF		ALL		Pts.	Opp.
	W	L	W	L		
Chattanooga	17	3	22	10	2,226	1,862
Samford	16	4	22	7	1,766	1,542
College of Charleston	14	6	23	8	2,013	1,858
Western Carolina	14	6	21	12	2,255	2,143
Georgia Southern	11	9	16	14	1,774	1,772
Davidson	11	9	12	18	1,961	2,043
UNCG	9	11	13	18	1,780	1,857
Appalachian State	7	13	9	22	1,840	2,151
Furman	6	14	12	18	1,862	1,955
Wofford	3	17	5	24	1,810	2,063
Elon	2	18	5	26	1,733	2,108



Miranda Warfield (2000-04) helped Chattanooga to SoCon regular-season and tournament titles in each of her four years on the squad and was named MVP of the SoCon Championship in 2002 and 2003.

2009-10	CONF		ALL		Pts.	Opp.
	W	L	W	L		
Chattanooga	16	4	24	9	2,216	2,042
Samford	14	6	23	11	2,151	1,975
Appalachian State	14	6	23	12	2,336	2,191
College of Charleston	13	7	21	12	2,078	2,011
Georgia Southern	13	7	19	12	1,841	1,752
Davidson	12	8	14	15	1,921	1,919
Elon	6	14	12	19	2,000	2,043
UNCG	6	14	10	20	1,748	1,941
Wofford	6	14	8	21	1,759	2,014
Western Carolina	6	14	7	23	1,765	1,919
Furman	4	16	7	24	1,730	1,961

2010-11	CONF		ALL		Pts.	Opp.
	W	L	W	L		
Appalachian State	17	3	25	7	2,338	1,968
Samford	15	5	25	8	2,098	1,864
Chattanooga	13	7	17	14	2,071	2,037
Elon	12	8	20	13	2,247	2,120
Furman	10	10	14	16	1,866	1,921
UNCG	10	10	13	16	1,769	1,841
Georgia Southern	9	11	12	18	1,753	1,828
Davidson	8	12	14	17	1,913	1,878
College of Charleston	7	13	10	20	1,566	1,819
Western Carolina	6	14	9	22	1,699	1,950
Wofford	3	17	8	22	1,822	2,122

2011-12	CONF		ALL		Pts.	Opp.
	W	L	W	L		
Appalachian State	17	3	27	7	2,266	1,977
Davidson	17	3	22	10	1,962	1,733
Chattanooga	16	4	22	10	1,988	1,829
Samford	12	8	20	13	1,978	1,897
Elon	12	8	20	13	1,887	1,901
Furman	10	10	15	16	1,893	1,982
Western Carolina	8	12	14	17	1,629	1,751
College of Charleston	6	14	7	23	1,421	1,713
Wofford	5	15	13	18	1,836	1,884
Georgia Southern	4	16	8	22	1,553	1,772
UNCG	3	17	4	25	1,438	1,844

2012-13	CONF		ALL		Pts.	Opp.
	W	L	W	L		
Chattanooga	19	1	29	4	2,262	1,811
Davidson	16	4	22	13	2,195	2,005
Elon	14	6	19	14	2,168	2,101
Appalachian State	13	7	20	11	2,131	1,839
College of Charleston	11	9	16	16	1,995	2,026
Samford	11	9	15	16	1,670	1,685
Furman	8	12	12	18	1,790	2,036
Georgia Southern	6	14	8	23	1,652	1,951
Western Carolina	5	15	7	23	1,517	1,799
UNCG	4	16	8	23	1,772	2,124
Wofford	3	17	8	21	1,627	1,813

2013-14	CONF		ALL		Pts.	Opp.
	W	L	W	L		
Chattanooga	18	0	29	4	2,302	1,856
Furman	12	6	18	13	2,077	2,030
Davidson	11	7	16	16	2,221	2,273
Appalachian State	10	8	13	16	1,834	1,889
Elon	10	8	15	16	2,009	2,072
Samford	8	10	10	20	1,633	1,765
Western Carolina	7	11	15	17	1,965	2,001
Georgia Southern	7	11	10	21	1,933	2,185
Wofford	4	14	6	23	1,703	2,023
UNCG	3	15	7	23	1,905	2,196

2014-15	CONF		ALL		Pts.	Opp.
	W	L	W	L		
Chattanooga	14	0	29	4	2,067	1,665
ETSU	11	3	21	12	2,246	2,129
Mercer	9	5	20	15	2,337	2,240
Samford	8	6	15	15	1,782	1,722
Furman	7	7	19	14	2,249	2,175
Western Carolina	3	11	11	19	1,855	1,950
Wofford	3	11	8	22	1,695	1,949
UNCG	1	13	6	24	1,905	2,224

2015-16	CONF		ALL		Pts.	Opp.
	W	L	W	L		
Mercer	12	2	24	9	2,129	1,857
Chattanooga	12	2	24	8	1,847	1,692
Samford	11	3	20	11	1,719	1,555
ETSU	8	6	16	14	1,808	1,862
Furman	7	7	15	16	1,968	1,983



ETSU's Destiny Mitchell nearly averaged a double-double for the Bucs in 2014-15, their first season back in the league after a nine-year absence. Mitchell scored 11.2 points per game and pulled down a SoCon-best 9.1 rebounds per contest as ETSU finished second in the regular-season standings and reached the SoCon tournament title game, where it fell to a nationally ranked Chattanooga squad in overtime.

Wofford	3	11	9	20	1,747	1,907
Western Carolina	3	11	7	22	1,811	2,020
UNCG	0	14	8	22	1,965	2,203

2016-17	CONF		ALL		Pts.	Opp.
	W	L	W	L		
Mercer	12	2	25	7	2,106	1,814
Chattanooga	12	2	21	11	1,950	1,872
ETSU	8	6	16	14	1,950	1,925
UNCG	7	7	20	15	2,225	2,104
Furman	7	7	14	17	1,920	1,834
Samford	4	10	12	19	1,710	1,803
Wofford	3	11	13	17	1,853	1,912
Western Carolina	3	11	8	22	1,699	2,019

2017-18	CONF		ALL		Pts.	Opp.
	W	L	W	L		
Mercer	14	0	30	3	2,332	1,811
ETSU	11	3	20	13	2,215	2,125
Chattanooga	8	6	17	13	1,764	1,700
Furman	7	7	18	14	2,062	1,992
Samford	6	8	15	16	1,795	1,931
UNCG	6	8	13	18	1,959	1,925
Wofford	3	11	10	20	1,878	1,994
Western Carolina	1	13	5	25	1,648	1,918

2018-19	CONF		ALL		Pts.	Opp.
	W	L	W	L		
Mercer	14	0	25	8	2,226	2,023
Furman	9	5	19	14	2,132	2,102
Chattanooga	8	6	14	17	1,923	1,994
ETSU	8	6	10	21	2,103	2,243
Wofford	7	7	16	15	2,258	2,100
UNCG	5	9	11	19	1,910	1,826
Samford	5	9	10	20	1,753	1,953
Western Carolina	0	14	4	26	1,609	2,080

2019-20	CONF		ALL		Pts.	Opp.
	W	L	W	L		
UNCG	10	4	23	9	2,049	1,771
Samford	10	4	18	14	2,117	2,002
Chattanooga	10	4	11	18	1,628	1,884
Furman	8	6	19	12	2,035	1,900
Wofford	8	6	15	15	2,041	1,840
ETSU	4	10	9	21	1,761	2,048
Mercer	4	10	8	23	1,831	2,054
Western Carolina	2	12	5	25	1,654	1,996

SOCON TOURNAMENT RESULTS



1984

FIRST ROUND

(at Huntington, W.Va.)

Marshall 89, Furman 61

(at Cullowhee, N.C.)

Western Carolina 75, Appalachian State 66

SEMIFINALS (at Chattanooga, Tenn.)

ETSU 66, Marshall 64

Chattanooga 74, Western Carolina 54

CHAMPIONSHIP (at Chattanooga, Tenn.)

Chattanooga 60, ETSU 45

ETSU – Blair 1 1-4 3, Mills 3 1-1 7, Jaffke 3 0-0 6, Hines 3 2-4 8, Skala 3 2-2 8, Caldwell 0 0-0 0, Larkey 5 3-4 13. Totals: 18 9-15 45.

CHATTANOOGA – Horsey 6 2-2 14, McClure 4 0-1 8, Chairs 8 7-8 23, Irby 5 1-4 11, Weems 0 2-3 2, McCord 1 0-0 2, Hill 0 0-0 0, Benson 0 0-0 0. Totals: 24 12-18 60.

Halftime – Chattanooga 23, ETSU 21.

1985

FIRST ROUND

(at Johnson City, Tenn.)

ETSU 72, Western Carolina 51

(at Boone, N.C.)

Appalachian State 86, Furman 68

SEMIFINALS (at Johnson City, Tenn.)

Chattanooga 75, ETSU 70

Marshall 68, Appalachian State 62

CHAMPIONSHIP (at Johnson City, Tenn.)

Chattanooga 88, Marshall 76

MARSHALL – Pelphrey 12 4-4 28, Wiggins 2 0-0 4, Shepherd 7 4-4 18, May 0 1-2 1, Abercrombie 3 1-2 7, Cromer 1 0-0 2, Lewis 6 0-0 12, Grau 2 0-0 4, Gibson 0 0-0 0. Totals: 33 10-12 76.

CHATTANOOGA – Kirk 3 2-3 8, McClure 9 2-2 20, Bush 6 1-2 13, McCord 3 2-2 8, Weems 5 6-6 16, Corn 0 0-0 0, Bell 2 5-6 9, Benson 4 0-2 8, Jackson 2 2-2 6. Totals: 34 20-25 88.

Halftime – Chattanooga 43, Marshall 30.

1986

at Boone, N.C.

FIRST ROUND

ETSU 68, Western Carolina 62

Appalachian State 83, Furman 64

SEMIFINALS

Chattanooga 86, Appalachian State 79

Marshall 77, ETSU 72

CHAMPIONSHIP

Chattanooga 77, Marshall 69

MARSHALL – Wiggins 6 3-3 15, Pelphrey 8 1-2 17, Van Liew 0 0-0 0, May 10 1-2 21, Abercrombie 2 0-0 4, Lewis 2 0-0 4, McClurkin 3 0-0 6, Leavitt 0 2-2 2. Totals: 31 6-8 69.

CHATTANOOGA – Bell 3 2-2 8, Kirk 6 3-4 15, Bush 2 0-0 4, Winton 6 3-3 15, McCord 4 3-6 11, Mosley 1 0-0 2, Corn 1 3-4 5, Benson 5 0-0 10, Cruse 1 0-0 2, Hubbard 2 1-2 5, Jackson 0 0-0 0. Totals: 31 15-21 77.

Halftime – Chattanooga 40, Marshall 37.

1987

at Cullowhee, N.C.

FIRST ROUND

Western Carolina 70, Furman 58

ETSU 77, Chattanooga 74

SEMIFINALS

Marshall 83, ETSU 81 (2OT)

Appalachian State 86, Western Carolina 66

CHAMPIONSHIP

Appalachian State 68, Marshall 65

APPALACHIAN STATE – Laney 3 4-4 10, Robinson 6 1-3 13, Whiteside 12 2-10 26, Swicegood 2 0-1 4, Dalton 3 4-4 10, Brackett 0 0-0 0, Sigmon 1 3-4 5. Totals: 27 14-26 68.

MARSHALL – Lewis 6 1-2 13, Parsley 0 0-0 0, Simms 9 2-2 20, McClurkin 1 1-2 3, Wiggins 5 7-8 17, Leavitt

2 1-2 5, Triplin 3 1-1 7. Totals: 26 13-16 65.

Halftime – Marshall 35, Appalachian State 27.

1988

at Huntington, W.Va.

FIRST ROUND

Chattanooga 70, ETSU 68

Furman 63, Western Carolina 55

SEMIFINALS

Appalachian State 104, Furman 77

Marshall 80, Chattanooga 77

CHAMPIONSHIP

Appalachian State 72, Marshall 67

APPALACHIAN STATE – Laney 3 3-4 9, Johnson 8 0-0 16, Whiteside 10 4-12 24, Swicegood 2 0-0 4, Dalton 5 4-4 14, Brackett 2 0-0 4, Sigmon 0 0-0 0. Totals: 30 11-20 72.

MARSHALL – McClurkin 3 1-2 7, Scott 7 0-1 14, Parsley 2 1-1 5, Stephenson 1 2-2 4, Lewis 7 4-4 18, Johnson 4 0-0 9, Jones 0 0-0 0, Leavitt 1 2-2 4, Shipp 0 0-0 0, Deal 2 2-2 6. Totals: 27 12-14 67.

3-point goals – Appalachian State 1 (Dalton); Marshall 1 (Johnson).

Halftime – Appalachian State 39, Marshall 33.

1989

at Johnson City, Tenn.

FIRST ROUND

Chattanooga 67, Western Carolina 53

Furman 70, ETSU 69

SEMIFINALS

Furman 75, Marshall 56

Chattanooga 80, Appalachian State 73

CHAMPIONSHIP

Chattanooga 69, Furman 65

FURMAN – Whitaker 3 0-0 6, Greene 6 2-2 14, McKinney 1 4-5 6, Glass 2 1-2 5, Mischel 0 0-0 0, Rhynehardt 9 3-4 21, Haus 0 2-2 2, Geary 3 3-3 9, Cleckley 1 0-0 2. Totals: 25 15-18 65.

CHATTANOOGA – Copeland 0 0-0 0, Stallings 4 0-2 8, Powell 6 3-7 15, Winton 5 0-1 13, Smith 2 6-6 11, Wales 1 0-0 2, Carroll 1 1-2 3, Beightol 2 1-2 5, Blackburn 0 0-0 0, Mayfield 4 0-0 11. Totals: 25 11-20 68.

3-point goals – Chattanooga 7 (Winton 3, Mayfield 3, Smith).

Halftime – Chattanooga 36, Furman 27.

1990

at Johnson City, Tenn.

FIRST ROUND

ETSU 61, Marshall 58

Chattanooga 80, Western Carolina 78

SEMIFINALS

Appalachian State 70, Chattanooga 67

Furman 98, ETSU 84

CHAMPIONSHIP

Appalachian State 94, Furman 90

APPALACHIAN STATE – Thomas 5 13-18 23, Smith 5 4-6 14, Cunningham 12 3-5 27, Gruca 6 4-6 19, Morgan 1 0-1 2, Cain 3 0-0 6, Inman 0 0-0 0, Konrad 1 0-0 2. Totals: 33 24-36 94.

FURMAN – Greene 4 3-3 11, Brown 7 1-2 15, Cleckley 7 0-0 14, Rhynehardt 6 7-10 19, Glass 8 2-2 18, Mischel 2 1-1 5, Geary 0 2-2 2, McKinney 3 0-0 6. Totals: 37 16-20 90.

3-point goals – Appalachian State 4 (Gruca 3, Smith).

Halftime – Appalachian State 57, Furman 36.

1991

at Johnson City, Tenn.

FIRST ROUND

Appalachian State 84, Furman 77

ETSU 88, Western Carolina 69

SEMIFINALS

Appalachian State 89, Chattanooga 87

ETSU 72, Marshall 66

CHAMPIONSHIP

Appalachian State 98, ETSU 87

APPALACHIAN STATE – Ikard 4 2-4 10, Gruca 3 0-1 9, Thomas 12 3-3 27, Roberson 7 2-2 17, Yount 9 3-6 24, Cannon 0 0-0 0, Hitchcock 0 0-0 0, Konrad 4 3-6 11, Coker 0 0-0 0. Totals: 40 13-25 98.

ETSU – Colclough 3 1-2 7, Cantrell 3 1-2 8, Louallen 11 5-8 27, Hopson 13 10-10 36, Bridges 2 0-1 4, Cooke 1 0-0 3, Lawson 1 0-0 2, Carter 0 0-0 0, Fryar 0 0-1 0. Totals: 34 17-24 87.

3-point goals – Appalachian State 5 (Gruca 3, Roberson, Yount); ETSU 2 (Cantrell, Cooke).

Halftime – Appalachian State 52, ETSU 43.

1992

at Johnson City, Tenn.

FIRST ROUND

Western Carolina 59, Marshall 58 (OT)

ETSU 96, Appalachian State 74

SEMIFINALS

Furman 83, ETSU 70

Chattanooga 84, Western Carolina 69

CHAMPIONSHIP

Chattanooga 84, Furman 66

CHATTANOOGA – Dowdell 6 3-5 15, Carroll 8 0-0 16, Brown 6 1-2 13, Barnett 3 3-3 11, Cameron 1 7-8 9, Childers 0 0-0 0, Alexander 0 0-0 0, Reynolds 2 4-4 8, Wooden 0 0-0 0, Curtis 1 0-0 2, Overcast 4 2-2 10. Totals: 31 20-24 84.

FURMAN – Rhynehardt 1 3-4 5, Armstrong 4 4-7 12, R. Brown 10 1-3 21, Jones 2 1-2 5, Stanley 5 0-0 14, Sims 1 0-0 3, Blackwell 0 0-0 0, Fails 0 0-0 0, Creamer 0 0-0 0, C. Brown 3 0-0 6, Levesque 0 0-0 0. Totals: 26 9-16 66.

3-point goals – Chattanooga 2 (Barnett 2); Furman 5 (Stanley 4, Sims).

Halftime – Chattanooga 45, Furman 31.

1993

at Johnson City, Tenn.

FIRST ROUND

Marshall 74, ETSU 55

Chattanooga 91, Western Carolina 66

Georgia Southern 66, Appalachian State 56

SEMIFINALS

Furman 74, Marshall 58

Georgia Southern 83, Chattanooga 73

CHAMPIONSHIP

Georgia Southern 76, Furman 73

GEORGIA SOUTHERN – Autrey 4 0-0 8, Dunn 3 0-0 7, Christmas 4 3-7 11, Johnson 4 6-8 14, G. Smith 2 0-1 4, Williams 0 0-0 0, Copeland 5 0-0 10, Primeaux 0 0-0 0, Anderson 6 0-0 15, McClelland 1 0-2 2, S. Smith 2 1-4 5. Totals: 31 10-22 76.

FURMAN – Armstrong 3 0-1 6, Creamer 6 2-5 14, R. Brown 7 3-5 17, Jones 1 7-8 9, Stanley 4 7-8 18, Sims 1 0-0 3, Wilson 0 0-0 0, C. Brown 3 0-0 6, Levesque 0 0-0 0. Totals: 25 19-27 73.

3-point goals – Georgia Southern 4 (Anderson 3, Dunn); Furman 4 (Stanley 3, Sims).

Halftime – Furman 40, Georgia Southern 35.

1994

at Greenville, S.C.

FIRST ROUND

Georgia Southern 71, Davidson 62

Appalachian State 77, Western Carolina 57

Furman 89, ETSU 75

Chattanooga 70, Marshall 56

SEMIFINALS

Georgia Southern 85, Chattanooga 72

Furman 77, Appalachian State 73

CHAMPIONSHIP

Georgia Southern 59, Furman 55

GEORGIA SOUTHERN – Autrey 7 2-7 16, Johnson 5 2-2 12, Tyson 0 0-0 0, Childers 2 0-0 6, Copeland 5 3-4 14, Primeaux 0 2-2 2, James 1 0-0 2, Anderson 2 1-2 6, Askev 0 1-2 1, Spake 0 0-0 0. Totals: 22 11-19 59.

WWW.SOCONSPORTS.COM

FURMAN – Creamer 5 0-0 11, Levesque 3 0-0 6, Brown 7 5-9 19, Stanley 2 2-2 7, Jones 2 3-4 9, Sims 0 0-0 0, Nate Jackson 1 1-2 3, Natasha Jackson 0 0-1 0. Totals: 20 11-18 55.

3-point goals – Georgia Southern 4 (Childers 2, Copeland 1, Anderson 1); Furman 4 (Jones 2, Creamer 1, Stanley 1).

Halftime – Furman 25, Georgia Southern 16.

1995

FIRST ROUND

(at Johnson City, Tenn.)

ETSU 88, Davidson 70

(at Statesboro, Ga.)

Georgia Southern 95, Western Carolina 55

(at Greenville, S.C.)

Furman 48, Chattanooga 45

(at Boone, N.C.)

Appalachian State 90, Marshall 71

SEMIFINALS (at Asheville, N.C.)

ETSU 79, Appalachian State 69

Furman 74, Georgia Southern 61

CHAMPIONSHIP (at Asheville, N.C.)

Furman 88, ETSU 85

FURMAN – Creamer 12 0-1 24, Bristow 3 8-10 14, Levesque 0 0-0 0, Stanley 7 8-8 26, Sims 2 2-2 7, Fails 1 0-0 0, Naté Jackson 2 2-2 6, Natasha Jackson 2 0-2 4, Noethling 3 1-3 7. Totals: 31 21-28 88.

ETSU – Engle 9 4-6 24, Blocker 5 11-16 21, McClellan 5 1-2 11, Jones 4 3-4 13, Reed 4 3-5 12, Vaughan 0 0-0 0, DeGabrielle 0 0-0 0, Grainger 0 4-4 4. Totals: 27 26-37 85.

3-point goals – Furman 5 (Stanley 4, Sims 1); ETSU 5 (Engle 2, Jones 2, Reed 1).

Halftime – Furman 50, ETSU 39.

1996

FIRST ROUND

(at Boone, N.C.)

Appalachian State 92, ETSU 75

(at Huntington, W.Va.)

Marshall 83, Western Carolina 74

(at Statesboro, Ga.)

Georgia Southern 91, Furman 68

(at Davidson, N.C.)

Davidson 80, Chattanooga 51

SEMIFINALS (at Greensboro, N.C.)

Appalachian State 83, Davidson 68

Marshall 108, Georgia Southern 82

CHAMPIONSHIP (at Greensboro, N.C.)

Appalachian State 77, Marshall 75

APPALACHIAN STATE – Thompson 4 0-0 8, Artosalo 2 4-4 8, Hinton 13 0-2 26, Spencer 1 0-0 3, Davis 3 2-2 8, Rowe 0 2-2 2, Sims 0 0-0 0, Jones 2 0-0 4, Schoolfield 0 2-2 2, Karlqvist 3 4-5 12, Tate 2 0-0 4. Totals: 30 14-17 77.

MARSHALL – McCauley 3 2-2 10, Evans 1 2-3 4, Behnfeldt 4 2-2 12, Wine 7 4-7 20, Simmons 0 3-4 3, Lenhart 0 0-0 0, Sexton 3 4-6 10, Mason 7 2-2 16. Totals: 25 19-26 75.

3-point goals – Appalachian State 3 (Karlqvist 2, Spencer 1), Marshall 6 (McCauley 2, Behnfeldt 2, Wine 2).

Halftime – Marshall 38, Appalachian State 37.

1997

FIRST ROUND

(at Greenville, S.C.)

ETSU 64, Furman 62

(at Huntington, W.Va.)

Marshall 85, Western Carolina 77

(at Boone, N.C.)

Appalachian State 80, Chattanooga 62

(at Statesboro, Ga.)

Georgia Southern 73, Davidson 70

SEMIFINALS (at Greensboro, N.C.)

Georgia Southern 66, ETSU 63

Marshall 79, Appalachian State 74

CHAMPIONSHIP (at Greensboro, N.C.)

Marshall 77, Georgia Southern 69

MARSHALL – Simmons 5 7-8 19, McCauley 6 0-0 15, Rosko 4 2-3 12, Sexton 3 5-7 12, Behnfeldt 1 6-8 8, Mason 0 6-6 6, Fall 2 0-0 4, Lincoln 0 1-2 1, Lenhart 0 0-0 0, Byrd 0 0-1 0. Totals: 21 27-35 77

GEORGIA SOUTHERN – Rivers 7 3-5 18, Hall 4 5-10 13, Mitchell 4 2-2 10, Durrett 3 2-3 9, Askew 2 2-2 6, Trjeskal 2 0-0 5, Arnold 2 0-0 4, Toole 1 0-0 2, Whatley 1 0-0 2, Warren 0 0-0 0, Perry 0 0-2 0. Totals: 26 14-24 69.

3-point goals – Marshall 8 (McCauley 3, Simmons 2, Rosko 2, Sexton 1); Georgia Southern 3 (Rivers 1, Trjeskal 1, Durrett 1)

Halftime – 36 Marshall, 26 Georgia Southern.

1998

at Greensboro, N.C.

FIRST ROUND

Wofford 70, Chattanooga 57

SECOND ROUND

Georgia Southern 84, Wofford 57

Furman 85, ETSU 74

Davidson 79, Appalachian State 63

UNCG 86, Western Carolina 54

SEMIFINALS

Georgia Southern 80, Furman 60

UNCG 78, Davidson 75

CHAMPIONSHIP

UNCG 75, Georgia Southern 69

UNCG – Brediger 3 6-10 18, Viverette 3 4-13 18, Goodson 4 4-10 11, Gwaltney 0 2-4 10, Ochs 2 3-8 10, Smith 1 2-5 6, Lewis 0 1-2 2. Totals: 15 22-56 75

GEORGIA SOUTHERN – Hall 5 10-16 21, Krach 2 3-4 8, Mitchell 1 4-8 8, Trjeskal 2 2-9 8, Arnold 5 3-6 7, Durrett 4 3-8 6, Warren 0 3-4 6, Perry 3 1-5 3, Langley 0 0-0 2. Totals: 24 29-61 69

3-point goals – UNCG 4 (Viverette 2, Gwaltney 1, Ochs 1); Georgia Southern 5 (Krach 2, Trjeskal 2, Arnold 1)

Halftime – UNCG 24, Georgia Southern 32.

1999

at Greensboro, N.C.

FIRST ROUND

Wofford 73, Chattanooga 69

Western Carolina 67, College of Charleston 57

QUARTERFINALS

Davidson 62, Furman 56

UNCG 95, Wofford 58

ETSU 96, Western Carolina, 69

Appalachian State 86, Georgia Southern 82

SEMIFINALS

Davidson 92, UNCG 91

Appalachian State 77, ETSU 72

CHAMPIONSHIP

Appalachian State 78, Davidson 69

APPALACHIAN STATE – Schoolfield 9 6-6 24, Gagliano 6 8-8 20, Lettsome 5 0-0 10, Dolan 1 6-8 8, Edwards 1 3-5 5, Romano 0 5-6 5, Chappell 1 1-2 4, Hergerova 0 2-2 2. Totals: 23 31-39 78

DAVIDSON – KBrown 9 2-2 22, JBrown 5 1-2 13, O'Brien 5 1-2 12, Kamp 4 4-5 9, Magette 2 0-0 6, Uhernik 1 2-2 4, Schott 0 2-2 2, Taylor 0 1-2 1. Totals: 25 13-18 69

3-point goals – Appalachian St. 1 (Chappell); Davidson 6 (K. Brown 2, Magette 2, O'Brien 1, JBrown 1)

Halftime – Appalachian St. 35, Davidson 27.

2000

at Greenville, S.C.

FIRST ROUND

Wofford 66, Western Carolina 56

Davidson 71, College of Charleston 51

SECOND ROUND

UNCG 92, Appalachian State 75

Chattanooga 77, Wofford 46

Furman 73, Davidson 56

ETSU 82, Georgia Southern 73

SEMIFINALS

UNCG 73, Chattanooga 67

Furman 73, ETSU 61

CHAMPIONSHIP

Furman 68, UNCG 49

FURMAN – Hodges 4 0-0 8, Smith 5 3-3 13, Young 1 3-4 5, Charles 3 2-2 10, Scott 4 0-0 8, Bufford 0 0-0 0, Crutchfield 0 0-0 0, Shipp, 2 5-7 9, Moran 0 0-0 0, Wake 1 7-8 9. Totals: 23 20-24 68

UNCG – Dodgen 4 4-4 12, DelCampo 2 0-2 5, Gwaltney 5 2-3 12, Foster 1 5-6 7, Smith 1 2-4 4, Murray 0 0-0 0, Hart 0 0-0 0, Armstrong 0 0-0 0, Reid 3 0-0 6, Goodson 1 0-0 3. Totals: 17 13-19 49

3-point goals – Furman 2 (Charles, 2); UNCG- 2 (DelCampo, Goodson)

Halftime – Furman 32, UNCG 29.

2001

at Greenville, S.C.

FIRST ROUND

Wofford 76, Davidson 62

Appalachian State 69, College of Charleston 55

QUARTERFINALS

Furman 77, Western Carolina 59

Chattanooga 77, Wofford 59

Georgia Southern 76, Appalachian State 72

UNCG 85, ETSU 53

SEMIFINALS

Chattanooga 72, Furman 56

UNCG 70, Georgia Southern 66

CHAMPIONSHIP

Chattanooga 64, UNCG 63

UNCG – Gwaltney 6-12 3-5 15; Foster 4-10 3-6 14; Dodgen 4-10 2-2 11; DelCampo 4-8 0-0 9; Reid 3-7 2-2 8; Murray 1-5 0-0 2; Lambert 1-2 0-0 2; Hart 1-3 0-0 2. Totals: 24-57 10-15 63.

CHATTANOOGA – Lewis 6-10 0-0 14; Wilson 6-10 2-2 14; Bullock 4-14 1-2 10; Dykes 4-6 2-5 10; Warfield 2-14 5-6 9; Irons 1-3 0-0 3; Rollins 1-6 0-0 2; Banks 0-3 2-2 2; Carmichael 0-2 0-0 0; Galloway 0-1 0-0 0. Totals 24-69 12-17 64.

3-point goals – UNCG 5-12 (Foster 3-5; DelCampo 1-3; Dodgen 1-2; Murray 0-1; Gwaltney 0-1), Chattanooga 4-23 (Lewis 2-4; Irons 1-2; Bullock 1-5; Warfield 0-6; Rollins 0-5; Carmichael 0-1).

Halftime – UNCG 33, Chattanooga 33.

2002

at Charleston, S.C.

FIRST ROUND

Appalachian State 64, Davidson 63

College of Charleston 85, ETSU 65

QUARTERFINALS

Wofford 73, Georgia Southern 63

Chattanooga 81, Appalachian State 64

UNCG 77, College of Charleston 51

Furman 72, Western Carolina 58

SEMIFINALS

Chattanooga 65, Wofford 61 (OT)

UNCG 71, Furman 62

CHAMPIONSHIP

Chattanooga 77, UNCG 69

UNCG – Lambert 6-8 2-3 15; Dodgen 7-12 0-0 14; Murray 6-10 0-0 13; Reid 4-7 0-0 8; Hart 2-4 3-4 7; Foster 2-7 0-0 5; Eaton 2-5 0-0 5; Williams 1-4 0-0 2. Totals: 30-57 5-7 69.

CHATTANOOGA – Warfield 7-16 3-4 20; Bullock 3-9 6-8 12; Wilson 5-9 2-2 12; McDivitt 1-3 9-10 11; Patton 3-4 2-4 8; Dykes 2-2 2-2 6; Irons 1-8 0-0 3; Rollins 1-2 0-0 3; Sermons 1-3 0-0 2. Totals: 24-56 24-30 77.

3-point goals – UNCG 4-9 (Lambert 1; Foster 1;

SOCON TOURNAMENT RESULTS



Murray 1; Eaton 1), Chattanooga 5-15 (Warfield 3; Rollins 1)

2003 at Charleston, S.C.

FIRST ROUND

College of Charleston 76, ETSU 60
Davidson 72, Wofford 70

QUARTERFINALS

Furman 65, UNCG 51
Chattanooga 75, College of Charleston 49
Davidson 62, Western Carolina 58
Georgia Southern 82, Appalachian State 71 (OT)

SEMIFINALS

Chattanooga 65, Furman 53
Georgia Southern 62, Davidson 57

CHAMPIONSHIP

Chattanooga 66, Georgia Southern 52
GEORGIA SOUTHERN – Lindsay 6-12 4-7 16; Lanier 3-10 2-2 8; Everett 4-13 0-0 8; Loiciano 2-9 0-0 5; Tiller 2-3 0-0 5; Benemon 2-7 0-0 4; Hill 1-10 2-2 4; Dubose 0-3 2-2 2; McCorkle 0-2 0-0 0; Spoon 0-1 0-0 0. Totals: 20-70 10-13 52.
CHATTANOOGA – Wilson 5-7 2-3 12; McDivitt 4-7 2-2 11; Warfield 3-12 4-5 11; Brown 3-4 3-4 11; Irons 3-8 0-0 6; Roberson 1-5 2-4 4; Galloway 1-6 2-3 4; Sermons 1-2 1-2 3; Patton 1-2 0-0 2. Totals: 22-53 18-25 66.
3-point goals – Georgia Southern 2-10 (Tiller 1, Loiciano 1; Chattanooga 4-12 (Brown 2, Warfield 1, McDivitt 1).
Halftime – Chattanooga 33, Georgia Southern 19.

2004 at Charleston, S.C.

FIRST ROUND

Georgia Southern 65, Appalachian State 58
College of Charleston 59, UNCG 50
Western Carolina 60, Wofford 38

QUARTERFINALS

Elon 84, ETSU 68
Chattanooga 73, Georgia Southern 50
Furman 77, College of Charleston 56
Western Carolina 66, Davidson 58

SEMIFINALS

Chattanooga 67, Elon 37
Western Carolina 75, Furman 66

CHAMPIONSHIP

Chattanooga 86, Western Carolina 68
WESTERN CAROLINA – Gardner 6-8 2-5 16; Hamm 4-12 3-4 11; Maleraite 3-5 1-1 9; Glass 2-9 3-5 8; Allen 3-9 0-0 8; Blackwell 2-5 2-2 6; Tanner 2-5 2-3 6; May 2-2 0-2 4. Totals: 24-55 13-22 68.
CHATTANOOGA – Roberson 8-14 4-8 20; Brown 6-12 2-2 16; Warfield 4-10 1-2 12; Sippel 5-10 0-0 10; McDivitt 2-4 3-3 9; Galloway 3-7 0-0 8; Patton 3-5 0-0 6; Mattison 1-4 3-3 5; Talley 0-1 0-0 0. Totals: 32-67 13-18 86.
3-point goals – Western Carolina 7-18 (Gardner 2; Maleraite 2; Allen 2; Glass 1); Chattanooga 9-18 (Warfield 3; Brown 2; Galloway 2; McDivitt 2).
Halftime – Chattanooga 43, Western Carolina 25.

2005 at Chattanooga, Tenn.

FIRST ROUND

ETSU 74, Appalachian State 64 (OT)
College of Charleston 69, Elon 39
Western Carolina 79, Wofford 62

QUARTERFINALS

Georgia Southern 55, UNCG 48
ETSU 55, Chattanooga 50
Davidson 68, College of Charleston 48
Western Carolina 66, Furman 56

SEMIFINALS

Georgia Southern 73, ETSU 71 (OT)
Western Carolina 59, Davidson 58



Chattanooga's Miranda Warfield was a part of four SoCon tournament championship teams from 2001-04, winning MVP honors in both 2002 and 2003.

CHAMPIONSHIP

Western Carolina 97, Georgia Southern 95 (2OT)
WESTERN CAROLINA – Gardner 15-19 13-15 45; Tanner 6-9 2-2 16; Maleraite 0-0 10; Keith 4-10 0-0 9; Glass 2-4 3-5 7; Dawson 0-7 4-4 4; May 1-7 1-2 3; Hardy 1-9 0-0 2; Pellom 0-1 1-2 1; Barnes 0-4 0-0 0; Johnson 0-1 0-0 0; Totals: 33-79 24-30 97.
GEORGIA SOUTHERN – Brown 11-17 1-2 27; Benemon 7-16 8-9 22; Dubose 4-9 4-6 14; Lee 3-8 2-2 8; Early 2-2 3-5 7; Tiller 2-5 0-0 6; Newton 2-4 2-4 6; Waterman 1-1 1-2 3; Atwood 1-9 0-0 2. Totals: 33-71 21-30 95.
3-point goals – Western Carolina 7-24 (Gardner 2, Maleraite 2, Tanner 2, Keith 1), Georgia Southern 8-19 (Brown 4, Tiller 2; Dubose 2).
Halftime – Georgia Southern 51, Western Carolina 46.
Regulation – Georgia Southern 81, Western Carolina 81.
First overtime – Georgia Southern 88, Western Carolina 88.

2006

FIRST ROUND (at Charleston, S.C.)

Furman 66, College of Charleston 63
Georgia Southern 77, Wofford 66

QUARTERFINALS (at Charleston, S.C.)

Western Carolina 80, Appalachian State 71
UNCG 68, Georgia Southern 56
Davidson 55, Elon 53

SEMIFINALS (at North Charleston, S.C.)

Chattanooga 77, Western Carolina 73
UNCG 69, Davidson 58

CHAMPIONSHIP (at North Charleston, S.C.)

Chattanooga 91, UNCG 79
UNCG – Otamiri 8 2-2 20, Latham 5 4-4 15, Chamberlain 2 1-2 5, Boone 7 3-5 17, Byrd 4 0-0 10,

Dixon 1 2-2 4, Jackson 1 0-0 3, Brooks 0 0-0 0, Ling 0 0-0 0, Grimsley 1 0-0 3, Current 0 0-0 0, Blair 1 0-0 2. Totals: 30 12-15 79.

CHATTANOOGA – Roberson 8 4-5 20, Anderson 5 5-6 16, Brown 3 4-7 12, Hall 3 4-4 12, Mattison 3 5-6 13, Hand 5 1-2 15, Spann 1 0-0 3. Totals: 28 23-30 91.
3-point goals – UNCG 7-23 (Otamiri 2, Byrd 2, Latham 1, Jackson 1, Grimsley 1). Chattanooga 12-25 (Anderson 5, Mattison 5, Roberson 4, Brown 4, Hall 4, Spann 1).
Halftime – Chattanooga 49, UNCG 35.

2007 at North Charleston, S.C.

FIRST ROUND

Furman 64, College of Charleston 59
Appalachian State 64, Elon 50

QUARTERFINALS

Chattanooga 84, Appalachian State 60
Western Carolina 79, Furman 50
Georgia Southern 81, UNCG 64
Davidson 71, Wofford 62

SEMIFINALS

Western Carolina 73, Georgia Southern 59
Chattanooga 80, Davidson 68

CHAMPIONSHIP

Chattanooga 84, Western Carolina 66
CHATTANOOGA – Spann 0 0-0 0, Anderson 13 4-5 30, Hatchett 0 0-0 0, Hall 6 3-4 18, Hand 3 6-6 15, Houts 0 0-0 0, Mohr 1 0-0 2, Wade-Fray 1 3-3 5, Ogan 0 0-0 0, Hollinquest 5 4-6 14. Totals: 29 20-24 84.
WESTERN CAROLINA – Lamitie 0 0-0 0, Johnson 2 0-0 4, Dawson 3 1-2 8, Keith 5 1-3 11, Powell 4 3-4 14, Swayne 0 0-0 0, Pellow 3 0-1 6, Johnson 6 0-0 14, May 0 0-0 0, Feemster 0 0-0 0, Eaton 4 1-2 9. Totals: 27 6-12 66.
3-point goals – Chattanooga 6-19 (Hall 3, Hand 3). Western Carolina 6-13 (Powell 3, Johnson 2, Dawson 1).
Halftime – Chattanooga 38, Western Carolina 36.

2008 at North Charleston, S.C.

FIRST ROUND

Wofford 57, Furman 50
UNCG 62, Appalachian State 44

QUARTERFINALS

Western Carolina 76, Wofford 61
Chattanooga 78, UNCG 33
College of Charleston 65, Georgia Southern 53
Elon 68, Davidson 49

SEMIFINALS

Chattanooga 68, College of Charleston 53
Western Carolina 72, Elon 68

CHAMPIONSHIP

Chattanooga 71, Western Carolina 59
WESTERN CAROLINA – Johnson 6-11 0-0 13; Pellom 6-14 0-0 12; Dawson 4-13 2-2 12; Clarke 3-6 2-2 9; Keith 3-5 2-5 8; Powell 1-4 0-0 3; Eaton 1-6 0-0 2; Feemster 0-2 0-0 0; Carroll 0-2 0-0 0; Swayne 0-2 0-0 0. Totals 24-65 6-9 59.
CHATTANOOGA – Anderson 11-17 3-4 25; Hall 7-12 6-7 22; Wade-Fray 1-9 5-8 8; Ogan 3-4 0-0 7; Hollinquest 2-5 0-2 4; Hand 1-4 1-2 3; Mason 0-5 2-2 2; Hatchett 0-1 0-0 0. Totals 25-57 17-25 71.
3-point goals – Western Carolina 5-16 (Dawson 2; Powell 1; Clarke 1; Johnson 1), Chattanooga 4-16 (Hall 2; Ogan 1; Wade-Fray 1).
Halftime – Chattanooga 33, Western Carolina 22.

2009 at Chattanooga, Tenn.

FIRST ROUND

Appalachian State 63, Furman 60
UNCG 83, Wofford 64
Elon 57, Georgia Southern 54

WWW.SOCONSPORTS.COM

QUARTERFINALS

Samford 57, UNCG 48
Chattanooga 86, Appalachian State 53
Western Carolina 71, Elon 52
College of Charleston 65, Davidson 54

SEMIFINALS

College of Charleston 53, Chattanooga 51
Western Carolina 66, Samford 53

CHAMPIONSHIP

Western Carolina 101, College of Charleston 87 (3OT)
WESTERN CAROLINA – Johnson 6-13 8-11 21; Powell 5-9 6-8 19; Clarke 6-10 2-4 18; Feemster 6-11 3-3 15; Swayne 4-9 3-3 12; Eaton 3-6 3-6 9; Menendez 1-3 0-0 3; Jackson 1-3 0-0 2; Carroll 1-5 0-0 2. Totals 33-69 25-35 101.

COLLEGE OF CHARLESTON – Gerty 8-22 1-1 20; Hughes 8-20 0-1 19; Moye 8-13 2-2 18; Jones 6-11 2-3 14; E. Williams 3-6 1-2 9; N. Williams 2-9 0-0 5; Kotcella 1-7 0-0 2. Totals 36-88 6-9 87.

3-point goals – Western Carolina 10-19 (Clarke 4; Powell 3; Johnson 1; Swayne 1; Menendez 1), College of Charleston 9-22 (Hughes 3; Gerty 3; E. Williams 2; N. Williams 1)

Halftime – College of Charleston 37, Western Carolina 25.

Regulation – College of Charleston 70, Western Carolina 70.

First overtime – College of Charleston 76, Western Carolina 76.

Second overtime – College of Charleston 85, Western Carolina 85.

2010 at Charlotte, N.C.

FIRST ROUND

Elon 67, Wofford 53
UNCG 57, Western Carolina 55
Furman 73, Davidson 67

QUARTERFINALS

Samford 57, Elon 38
Chattanooga 82, UNCG 64
Georgia Southern 57, College of Charleston 56
Appalachian State 71, Furman 53

SEMIFINALS

Chattanooga 60, Georgia Southern 49
Samford 66, Appalachian State 53

CHAMPIONSHIP

Chattanooga 72, Samford 67
CHATTANOOGA – Hollinquest 4-8 14-14 22; Davis 6-12 0-0 16; Christopher 3-6 2-2 11; Wade-Fray 4-10 1-2 11; Townsend 2-5 1-2 6; Helton 2-2 2-3 6; Lambert 0-3 0-0 0. Totals 21-46 20-23 72.

SAMFORD – Hill 11-15 2-3 26; London 5-14 1-1 12; Maxwell 4-9 0-0 10; Dawson 3-7 0-0 7; Anderson 2-3 2-4 7; Wilderotter 1-4 0-0 3; Babineaux 1-3 0-0 2; Crow 0-2 0-0 0. Totals 27-57 5-8 67.

3-point goals – Samford 8-25 (Hill 2-3; Maxwell 2-5; Wilderotter 1-4; London 1-6; Dawson 1-3; Anderson 1-2; Crow 0-2), Chattanooga 10-26 (Davis 4-9; Christopher 3-5; Wade-Fray 2-5; Townsend 1-4; Lambert 0-3).

Halftime – Samford 38, Chattanooga 30.

2011 at Chattanooga, Tenn.

FIRST ROUND

Western Carolina 48, Georgia Southern 42
Davidson 69, College of Charleston 53
Wofford 69, UNCG 64

QUARTERFINALS

Samford 57, Western Carolina 48
Appalachian State 73, Davidson 63
Elon 69, Furman 62
Chattanooga 68, Wofford 58

SEMIFINALS

Appalachian State 72, Elon 48
Samford 68, Chattanooga 66 (OT)

CHAMPIONSHIP

Samford 57, Appalachian State 54
SAMFORD – Anderson 4-12, 2-2 14; Hill 4-6, 2-2 13; London 4-6, 3-4 12; Dawson 3-8, 0-1 9; Jack 2-4, 0-0 4; Ketcham 1-12, 1-1 3; Campbell 0-1, 2-2 2; Powers 0-1, 0-1 0; Babineaux 0-1, 0-0 0. Totals 18-51 10-13 57.

APPALACHIAN STATE – Dewart 6-12, 1-4 13; C. Freeman 6-15, 0-0 12; Sharkey 5-8, 0-0 10; A. Freeman 3-8, 2-2 8; Weldon 3-6, 0-0 6; Ramirez 2-8, 0-0 5; Edwards 0-1, 0-0 0. Totals 25-58, 3-6 54.

3-point goals – Samford 11-29 (Anderson 4-7; Hill 3-5; Dawson 3-8; London 1-3; Jack 0-1; Ketcham 0-5), Appalachian State 1-5 (Ramirez 1-3; A. Freeman 0-1; Dewart 0-1).

Halftime – Appalachian State 30, Samford 24.

2012 at Asheville, N.C.

FIRST ROUND

Wofford 64, College of Charleston 53
Western Carolina 61, Georgia Southern 56
Furman 63, UNCG 58

QUARTERFINALS

Davidson 69, Wofford 58
Samford 67, Elon 36
Appalachian State 61, Western Carolina 43
Chattanooga 60, Furman 38

SEMIFINALS

Samford 62, Davidson 51
Appalachian State 77, Chattanooga 52

CHAMPIONSHIP

Samford 54, Appalachian State 43
SAMFORD – Powers 5-5, 4-6 14; Martin 4-8, 2-2 11; Dawson 2-6 2-2 7; Ketchum 2-7 1-2 6; Campbell 2-5, 2-2 6; Reece 1-8, 1-2 4; Anderson 2-5, 0-0 4; Babineaux 1-1, 0-0 2; Schwantz 0-2, 0-0 0; Totals 19-47, 12-16 54.

APPALACHIAN STATE – A. Freeman 4-17, 0-0 10; C. Freeman 4-8 1-2 10; Weldon 4-7 0-0 8; Mallow 1-6, 2-2 5; Edwards 2-3 0-0 4; Sydnor 2-9, 0-0 4; Sharkey 1-6, 0-0 2; Taylor 0-1, 0-0 0; Gary 0-5, 0-0 0; Totals 18-62, 3-4 43.

3-point goals – Samford 4-19 (Reece 1-3; Dawson 1-2; Ketcham 1-5; Martin 1-4, Campbell 0-1; Anderson 0-2; Schwantz 0-2), Appalachian State 4-16 (A. Freeman 2-8; C. Freeman 1-2; Mallow 1-3; Sharkey 0-1; Sydnor 0-1; Gary 0-1).

Halftime – Samford 23, Appalachian State 16.

2013 at Asheville, N.C.

FIRST ROUND

Georgia Southern 68, Western Carolina 51
UNCG 73, Furman 68
Samford 59, Wofford 56

QUARTERFINALS

Chattanooga 78, Georgia Southern 53
Appalachian State 74, College of Charleston 60
Davidson 70, UNCG 47
Elon 70, Samford 60

SEMIFINALS

Chattanooga 72, Appalachian State 67
Davidson 71, Elon 61

CHAMPIONSHIP

Chattanooga 64, Davidson 63
DAVIDSON – Murray 6-10 6-10 22; Aleksandravicius 8-11 2-2 18; Early 3-7 0-0 6; Davis 2-3 2-2 6; Chiemeka 1-5 2-2 5; Calin 1-1 0-0 2; Sittin 1-3 0-0 2; Dukes 0-1 2-2 2. Totals 22-41 14-18 63.

CHATTANOOGA – Hall 7-17 4-6 19; Dewart 6-17 3-5 15; Dupree 4-8 1-2 9; Christopher 3-9 0-0 7; Lambert 1-5 2-2 5; Jackson 2-4 0-0 4; Towns 1-4 0-0 3; Black 1-6 0-1 2. Totals 25-70 10-16 64.

3-point goals – Davidson 5-11 (Murray 4-5; Chiemeka 1-3; Early 0-3), Chattanooga 4-18 (Hall 1-3; Christopher 1-5; Lambert 1-2; Towns 1-3; Black 0-4; Jackson 0-1).

Halftime – Davidson 32, Chattanooga 25.

2014 at Asheville, N.C.

FIRST ROUND

Georgia Southern 75, Wofford 62
Western Carolina 77, UNCG 60

QUARTERFINALS

Chattanooga 66, Georgia Southern 57
Elon 59, Appalachian State 56
Western Carolina 75, Furman 70
Davidson 55, Samford 42

SEMIFINALS

Chattanooga 77, Elon 44
Davidson 74, Western Carolina 67

CHAMPIONSHIP

Chattanooga 71, Davidson 45
DAVIDSON – Murray 7-22 0-0 17; Dukes 5-9 4-6 14; Early 2-13 1-2 5; Piles 2-3 0-0 4; Center 1-2 1-2 3; Eriksson 1-4 0-0 2; McCabe 0-2 0-0 0. Totals 18-55 6-10 45.

CHATTANOOGA – Black 9-13 2-4 22; Hall 5-11 0-0 12; Towns 3-4 2-2 10; Dupree 5-7 0-0 10; Jackson 2-3 1-2 5; Joyner 2-6 0-0 4; Downes 1-3 0-0 3; Shumpert 1-5 0-0 2; Dewart 1-2 0-0 2; Johnsons 0-1 1-2 1; Gilbert 0-1 0-0 0; Payne 0-4 0-0 0. Totals 29-60 6-11 71.

3-point goals – Davidson 3-13 (Murray 3-7; Early 0-5; McCabe 0-1), Chattanooga 7-14 (Black 2-2; Hall 2-2; Towns 2-2; Downes 1-2; Shumpert 0-3; Dewart 0-1; Payne 0-2).

Halftime – Chattanooga 35, Davidson 22.

2015 at Asheville, N.C.

QUARTERFINALS

Chattanooga 78, UNCG 44
Furman 65, Samford 54
ETSU 73, Western Carolina 53
Mercer 75, Wofford 54

SEMIFINALS

Chattanooga 68, Furman 55
ETSU 66, Mercer 55

CHAMPIONSHIP

Chattanooga 61, ETSU 56 (OT)
ETSU – Mitchell 9-16 0-0 19; Bridges 4-11 2-2 12; Clark 4-12 1-2 9; Bond 3-6 3-4 9; Tarter 3-13 1-2 7; Bowling 0-2 0-0 0; Christopher 0-3 0-0 0. Totals 23-63 7-10 56.

CHATTANOOGA – Shumpert 10-18 3-6 26; Gilbert 4-8 0-0 9; Towns 3-8 2-2 9; Johnson 3-4 1-2 8; Joyner 2-6 0-1 4; Bramblett 1-5 0-0 3; Payne 0-1 2-2 2. Totals 23-50 8-13 61.

3-point goals – ETSU 3-16 (Bridges 2-7; Mitchell 1-3; Bond 0-1; Tarter 0-3; Bowling 0-2), Chattanooga 7-16 (Shumpert 3-8; Gilbert 1-1; Johnson 1-1; Towns 1-3; Bramblett 1-3).

Halftime – Chattanooga 35, ETSU 19.
Regulation – Chattanooga 51, ETSU 51.

2016 at Asheville, N.C.

QUARTERFINALS

Mercer 75, UNCG 53
Furman 71, ETSU 68
Chattanooga 74, Western Carolina 56
Samford 63, Wofford 43

SEMIFINALS

Mercer 64, Furman 50
Chattanooga 49, Samford 41

CHAMPIONSHIP

Chattanooga 65, Mercer 57

CHATTANOOGA

Alford 6-14 3-6 17; K. Gilbert 5-9 5-5 16; Payne 2-5 6-8 12; Joyner 5-11 2-6 12; A. Gilbert 3-4 0-0 8; Johnson 0-2.

MERCER

Calloway 7-13 0-2 18; Means 7-15 1-2 15; Williams

3-6 2-6 8; Lawrence 3-12 2-2 8; Selph 1-4 2-2 4; Thompson 1-2 0-0 2; Broadway 1-2 0-0 2; Potts 0-1 0-0 0; Rosendal 0-3.

3-point goals – Chattanooga 7-16 (Alford 2-7; Payne 2-4; A. Gilbert 2-2; K. Gilbert 1-1; Johnson 0-1; Joyner 0-1), Mercer 4-10 (Calloway 4-7; Rosendal 0-3).

First quarter – Chattanooga 21, Mercer 13.

Halftime – Chattanooga 33, Mercer 24.

Third quarter – Chattanooga 51, Mercer 40.

2017
at Asheville, N.C.

QUARTERFINALS

Chattanooga 85, Western Carolina 41

UNCG 68, Furman 63

Mercer 67, Wofford 42

Samford 67, ETSU 64

SEMIFINALS

Chattanooga 75, UNCG 53

Mercer 63, Samford 52

CHAMPIONSHIP

Chattanooga 61, Mercer 59

MERCER

Calloway 9-19 0-0 25; Lawrence 8-22 4-5 22; Means 3-7 0-0 6; Selph 2-8 0-0 4; Williams 1-2 0-0 2; Rosendal 0-2 0-0 0; Thompson 0-2 0-0 0; Potts 0-3 0-0 0. Totals 23-65 4-5 59.

CHATTANOOGA

Joyner 6-9 4-5 17; Bouldin 6-12 0-0 13; Queen Alford 4-5 3-3 13; A. Gilbert 5-11 1-2 11; K. Gilbert 1-8 0-0 2; Shumpert 0-6 2-2 2; Davenport 0-0 2-3 2; Burks 0-0 1-2 1.

3-point goals – Mercer 9-21 (Calloway 7-14; Lawrence 2-6; Rosendal 0-1), Chattanooga 4-13 (Alford 2-3; Joyner 1-2; Bouldin 1-3; K. Gilbert 0-1; Shumpert 0-2; A. Gilbert 0-2).

First quarter – Chattanooga 15, Mercer 13.

Halftime – Mercer 32, Chattanooga 29.

Third quarter – Mercer 48, Chattanooga 38.

2018
at Asheville, N.C.

QUARTERFINALS

Mercer 75, Western Carolina 44

Samford 59, Furman 58

ETSU 78, Wofford 64

UNCG 70, Chattanooga 66 (2OT)

SEMIFINALS

Mercer 81, Samford 44

ETSU 54, UNCG 52

CHAMPIONSHIP

Mercer 68, ETSU 53

MERCER

Lawrence 10-18 6-8 29; Williams 5-10 4-4 14; Calloway 4-11 1-2 11; Thompson 3-4 3-4 9; Means 1-7 1-2 3; Potts 1-1 0-0 2.

ETSU

Haynes-Overton 6-13 0-0 12; Tarter 5-13 0-2 10; Tipps 3-4 4-4 10; Dean 2-6 1-2 5; Copney 2-7 0-0 5; Snowden 2-6 0-0 4; Schurr 1-1 1-2 4; Craig 1-2 1-2 3.

3-point goals – Mercer 5-13 (Lawrence 3-6; Calloway 2-7), ETSU 2-18 (Schurr 1-1; Copney 1-6; Dean 0-1; Haynes-Overton 0-3; Tarter 0-6; Craig 0-1)

First quarter – Mercer 14, ETSU 14

Halftime – Mercer 33, ETSU 23

Third quarter – Mercer 54, ETSU 41



Mercer won its second straight Southern Conference tournament title in 2019. The Bears went 14-0 in conference play, also for the second consecutive season, and downed Furman 66-63 in the championship contest.

2019
at Asheville, N.C.

QUARTERFINALS

Mercer 55, Western Carolina 32

Wofford 75, ETSU 66

Furman 67, Samford 52

Chattanooga 72, UNCG 62

SEMIFINALS

Mercer 69, Wofford 51

Furman 73, Chattanooga 67

CHAMPIONSHIP

Mercer 66, Furman 63

FURMAN – Duncan 1-3 0-0 2; Taborn 5-9 5-7 15; Manojlovic 1-6 0-0 3; Davidson 3-17 2-2 9; Petty 6-11 5-5 22; Outten 0-4 0-0 0; Kirsome 0-2 0-0 0; Hodges 5-9 2-2 12; Totals 21-61 14-16 63.

MERCER – Thompson 4-10 0-2 8; Rosendal 3-6 0-0 7; Selph 4-7, 1-2 9; Calloway 11-24 3-5 30; Titus 5-11 2-2 12; Benvenuti 0-1 0-0 0; Welch 0-1 0-0 0; Wright 0-0 0-0 0. Totals 27-60 6-11 66.

First quarter – Furman 17, Mercer 14.

Halftime – Mercer 35, Furman 31.

Third quarter – Furman 47, Mercer 44.

2020
at Asheville, N.C.

QUARTERFINALS

No. 1 Samford 77, No. 8 Western Carolina 62

No. 4 Furman 68, No. 5 Wofford 54

No. 7 Mercer 63, No. 2 Chattanooga 55

No. 3 UNCG 57, No. 6 ETSU 47

SEMIFINALS

No. 1 Samford 75, No. 4 Furman 45

No. 3 UNCG 75, No. 7 Mercer 73 (OT)

CHAMPIONSHIP

No. 1 Samford 59, No. 3 UNCG 54

SAMFORD– Armstrong 9-15 0-0 20; Battle 5-8 1-2 12; Serup 1-7 1-2 4; Brown 6-13 0-0 14; Myers 4-8 0-3 9; Omar 0-1 0-0 0; Crozier 0-1 0-0 0; Hill 0-1 0-0 0; Carter 0-0 0-0 0; Fitzgerald 0-0 0-0 0 Totals 25-54 2-7 59.

UNCG – Twitty 1-7 5-6 7; Boyd 4-9 3-4 11; Pitchford 1-6 0-0 2; Crudup 2-8 0-0 5; Soliman 3-10 3-4 9; Willey 4-10 2-2 14; Powell 2-4 0-0 6. Totals 17-54 13-16 54.

First quarter – UNCG 14, Samford 9

Halftime – Samford 25, UNCG 18.

1984

Tina Chairs, Chattanooga (MVP)

1985

Valorie Whiteside, Appalachian State
Katie Beck, ETSU
Tammy Wiggins, Marshall
Regina Kirk, Chattanooga
Chris McClure, Chattanooga (MVP)

1986

Jane Dalton, Appalachian State
Katie Beck, ETSU
Karla May, Marshall
Karen Pelphrey, Marshall
Regina Kirk, Chattanooga (MVP)

1987

Valorie Whiteside, Appalachian State (MVP)
Katie Beck, ETSU
Kim Lewis, Marshall
Tammy Simms, Marshall
Jeanne Marvel, Western Carolina

1988

Jane Dalton, Appalachian State
Beth Laney, Appalachian State
Valorie Whiteside, Appalachian State (MVP)
Katie Beck, ETSU
Kim Lewis, Marshall
Regina Kirk, Chattanooga

1989

First Team

Beth Laney, Appalachian State
Terra Greene, Furman
Janice Rhynehardt, Furman (Co-MVP)
Nancy Smith, Chattanooga (Co-MVP)
Janet Stallings, Chattanooga

Second Team

Kim Johnson, Appalachian State
Stephanie Freeman, ETSU
Nancy Glass, Furman
Julie Copeland, Chattanooga
Tina Mayfield, Chattanooga
Patricia Powell, Chattanooga

1990

First Team

Glenda Cunningham, Appalachian State
Shannon Thomas, Appalachian State (MVP)
Natalie Cleckley, Furman
Terra Greene, Furman
Janice Rhynehardt, Furman

Second Team

Jimma Smith, Appalachian State
Nicole Hopson, ETSU
Mae Louallen, ETSU
Rushia Brown, Furman
Roxanne Williams, Western Carolina

1991

First Team

Karen Gruca, Appalachian State
Penny Roberson, Appalachian State
Shannon Thomas, Appalachian State
Nicole Hopson, ETSU (MVP)
Mae Louallen, ETSU

Second Team

Regina Ikard, Appalachian State
Mitzi Yount, Appalachian State
Natalie Cleckley, Furman
Kristi Huff, Marshall
Julie Copeland, Chattanooga

1992

First Team

DeShawne Blocker, ETSU
Karen Stanley, Furman
Kim Brown, Chattanooga (MVP)
Jan Cameron, Chattanooga
Lori Lyons, Western Carolina

Second Team

Kim Fryar, ETSU
Latoya Armstrong, Furman
Tammy Dowdell, Chattanooga
Regina Brown, Western Carolina
Rushia Brown, Western Carolina

1993

First Team

Rushia Brown, Furman
Kristi Creamer, Furman
Andrea Autrey, Georgia Southern
Janice Johnson, Georgia Southern (MVP)
Kim Brown, Chattanooga

Second Team

Karen Stanley, Furman
Tara Anderson, Georgia Southern
Jill Dunn, Georgia Southern
Jan Cameron, Chattanooga
Tammy Dowdell, Chattanooga

1994

First Team

Angela Crosby, Appalachian State
Rushia Brown, Furman (MVP)
Karen Stanley, Furman
Andrea Autrey, Georgia Southern
Janice Johnson, Georgia Southern

Second Team

Kristi Creamer, Furman
Tara Anderson, Georgia Southern
Beverly Copeland, Georgia Southern
Tammy Dowdell, Chattanooga
Deidra Hinton, Chattanooga

1995

First Team

Andreia Hinton, Appalachian State
DeShawne Blocker, ETSU (MVP)
Amy Engle, ETSU
Kristi Creamer, Furman
Karen Stanley, Furman

Second Team

Melissa Davis, Appalachian State
Justina McClellan, ETSU
Tonya Bristow, Furman
Andrea Autrey, Georgia Southern
Tara Anderson, Georgia Southern

1996

First Team

Melissa Davis, Appalachian State
Andreia Hinton, Appalachian State
Kristina Behnfeldt, Marshall
Cindy McCauley, Marshall
Stephanie Wine, Marshall (MVP)

Second Team

Karolina Karlqvist, Appalachian State
Shannon Spencer, Appalachian State



Wilma Simpson became the first College of Charleston player to earn a spot on the all-tournament team when she landed on the first team in 2003.

Amy Engle, ETSU
Telly Hall, Georgia Southern
Marysue James, Georgia Southern

1997

First Team

Leigh Jones, Appalachian State
Angie Fickes, ETSU
Tarsha Askew, Georgia Southern
Cindy McCauley, Marshall
Keri Simmons, Marshall (MVP)

Second Team

Merideth Thompson, Appalachian State
Jackie Smith, Furman
Telly Hall, Georgia Southern
Angelica Rivers, Georgia Southern
Kristina Behnfeldt, Marshall

1998

First Team

Jennifer O'Brien, Davidson
Haley Cook, Furman
Telly Hall, Georgia Southern (MVP)
Biz Brediger, UNCG
Melinda Goodson, UNCG

Second Team

Katy Kamp, Davidson
Rosie Arnold, Georgia Southern
Sharon Mitchell, Georgia Southern
Rebecca Viverette, UNCG
Meredith Denton, Wofford

1999

First Team

Jamie Gagliano, Appalachian State
Beth Schoolfield, Appalachian State (MVP)
Jamie Brown, Davidson
Kerry Brown, Davidson
Melinda Goodson, UNCG

Second Team

Tiffany Chappell, Appalachian State
Katy Kamp, Davidson
Jennifer O'Brien, Davidson
Angie Fickes, ETSU
Shawn Thompson, ETSU

2000

First Team

Jennifer O'Brien, Davidson
Kena Hodges, Furman
Jackie Smith, Furman
Brianna Dodgen, UNCG (MVP)
ChoRhonda Gwaltney, UNCG

Second Team

Angie Fickes, ETSU
Tara Charles, Furman
Torrie Scott, Furman
Samika Foster, UNCG
Damita Bullock, Chattanooga

2001

First Team

Natasha Lettsome, Appalachian State
ChoRhonda Gwaltney, UNCG (MVP)
Sharon Mitchell, Georgia Southern
Damita Bullock, Chattanooga
Tishay Lewis, Chattanooga

Second Team

Brianna Dodgen, UNCG
Samika Foster, UNCG
Sandi Reid, UNCG
Heather Dykes, Chattanooga
Jenny Nett, Wofford

2002

First Team

Brianna Dodgen, UNCG
Jacinda Lambert, UNCG
Damita Bullock, Chattanooga
Miranda Warfield, Chattanooga (MVP)
Jenny Nett, Wofford

Second Team

Mary Brock, Furman
Shawnica Hill, Georgia Southern
Sandi Reid, UNCG
Jennifer Wilson, Chattanooga
Natalie Walsh, Wofford

2003 First Team

Wilma Simpson, College of Charleston
Deshara Shealey, Furman
Shawnica Hill, Georgia Southern
Mimi Lindsey, Georgia Southern
Miranda Warfield, Chattanooga (MVP)
Jennifer Wilson, Chattanooga

Second Team

Tiffani Johnson, Appalachian State
Bethany Schott, Davidson
Jessica Everett, Georgia Southern
Tiffany Lanier, Georgia Southern
Heather McDivitt, Chattanooga
Ricaye Harris, Wofford

2004 First Team

Jennifer Gardner, Western Carolina
Tiffany Hamm, Western Carolina
Katasha Brown, Chattanooga (MVP)
Tiffani Roberson, Chattanooga
Miranda Warfield, Chattanooga

Second Team

Lisa Miller, Elon
Courtney Nyborg, Elon
Jen Nadalin, Furman
Katie Galloway, Chattanooga
Christy Blackwell, Western Carolina

2005 First Team

B.J. Banjo, ETSU
Dana Benemon, Georgia Southern
Tiffany Brown, Georgia Southern
Jennifer Gardner, Western Carolina (MVP)
Lori Tanner, Western Carolina

Second Team

Katie Hamilton, Davidson
Candace Gibson, ETSU
Lee Dubose, Georgia Southern
Chevon Keith, Western Carolina
Sigita Maleraite, Western Carolina

2006 First Team

Janell Crayton, Davidson
Kristen Boone, UNCG
Irene Otamiri, UNCG
Alex Anderson, Chattanooga
Tiffani Roberson, Chattanooga (MVP)

Second Team

KaLeah Latham, UNCG
Katasha Brown, Chattanooga
Brooke Hand, Chattanooga
Nicole Mattison, Chattanooga
Monique Dawson, Western Carolina

2007 First Team

Tiffany Brown, Georgia Southern
Alex Anderson, Chattanooga (MVP)
Brooke Hand, Chattanooga
Brooke Johnson, Western Carolina
Chevon Keith, Western Carolina

Second Team

Whitney Tossie, Appalachian State
Kristen Boone, UNCG
Laura Hall, Chattanooga
Shanara Hollinquest, Chattanooga
Ashley Pellom, Western Carolina

2008 First Team

Tierra Bumbrey, Elon
Kitara McMoore, Elon
Alex Anderson, Chattanooga (MVP)
Laura Hall, Chattanooga
Jessika Johnson, Western Carolina

Second Team

Nikki Williams, College of Charleston
Shanara Hollinquest, Chattanooga
Emily Clarke, Western Carolina
Ashley Pellom, Western Carolina
Liz Miller, Wofford

2009 First Team

Tonia Gerty, College of Charleston
Jade Hughes, College of Charleston
Deidra Jones, College of Charleston
Tagan Hatchett, Chattanooga
Brooke Johnson, Western Carolina (MVP)

Second Team

Brittany Mixon, Appalachian State
Courtney Medley, Elon
Chika Okoli, Samford
Jenaya Wade-Fray, Chattanooga
Emily Clarke, Western Carolina

2010 First Team

Savannah Hill, Samford
Emily London, Samford
Monica Maxwell, Samford
Kayla Christopher, Chattanooga
Shanara Hollinquest, Chattanooga (MVP)

Second Team

Anna Freeman, Appalachian State
Chakeitha Weldon, Appalachian State
Lakiah Hyson, UNCG
Michelle Davis, Chattanooga
Jenaya Wade-Fray, Chattanooga

2011 First Team

Ashlen Dewart, Appalachian State
Anna Freeman, Appalachian State
Kelsey Sharkey, Appalachian State
Savannah Hill, Samford (MVP)
Emily London, Samford

Second Team

Courtney Freeman, Appalachian State
Sophia Aleksandravicius, Davidson
Ali Ford, Elon
Kylie Lambert, Chattanooga
Mahogany Williams, Wofford

2012 First Team

Anna Freeman, Appalachian State
Maryah Sydnor, Appalachian State
Laura Murray, Davidson
Shelby Campbell, Samford (MVP)
Jazmine Martin, Samford

Second Team

Chakeitha Weldon, Appalachian State
Taylor Reece, Samford
Taylor Hall, Chattanooga
Kaila'Shea Menendez, Western Carolina
Morgan Wrightson, Wofford

2013 First Team

Raven Gary, Appalachian State
Sophia Aleksandravicius, Davidson
Laura Murray, Davidson
Ashlen Dewart, Chattanooga (MVP)
Taylor Hall, Chattanooga

Second Team

Anna Freeman, Appalachian State
Kelsey Evans, Elon
Meredyth Frye, Georgia Southern
Taylor Reece, Samford
Alex Black, Chattanooga

2014 First Team

Dakota Dukes, Davidson
Laura Murray, Davidson
Alex Black, Chattanooga
Taylor Hall, Chattanooga (MVP)
Justin Taylor, Western Carolina

Second Team

Kelsey Harris, Elon
Sarah Durdaller, Furman
Anna Claire Knight, Georgia Southern
Ashlen Dewart, Chattanooga
Rena Wakama, Western Carolina

2015 First Team

Destiny Mitchell, ETSU
Tianna Tarter, ETSU
Whitney Bunn, Furman
Jasmine Joyner, Chattanooga (MVP)
Chelsey Shumpert, Chattanooga

Second Team

Serena Clark, ETSU
Brittany Hodges, Furman
Precious Bridges, Mercer
Alicia Payne, Chattanooga
Ka'Vonnie Towns, Chattanooga

2016 First Team

KeKe Calloway, Mercer
Sydni Means, Mercer
Queen Alford, Chattanooga
Jasmine Joyner, Chattanooga
Alicia Payne, Chattanooga (MVP)

Second Team

Whitney Bunn, Furman
Holli Wilkins, Furman
Kahlia Lawrence, Mercer
Kassidy Blevins, Samford
Keiana Gilbert, Chattanooga

2017 First Team

Tianna Tarter, ETSU
KeKe Calloway, Mercer
Kahlia Lawrence, Mercer
Sydni Means, Mercer
Jasmine Joyner, Chattanooga (MVP)

Second Team

Cierra Carter, Furman
Mangela Ngandjui, UNCG
Nadine Soliman, UNCG
Lakelyn Bouldin, Chattanooga
Chelsey Shumpert, Chattanooga

2018 First Team

Tianna Tarter, ETSU
Erica Haynes-Overton, ETSU
KeKe Calloway, Mercer
Kahlia Lawrence, Mercer (MVP)
Ije Ajemba, UNCG

Second Team

Sydni Means, Mercer
Amanda Thompson, Mercer
Brooke Burns, Chattanooga
Olivia Crozier, Samford
Hannah Nichols, Samford

2019 First Team

Tierra Hodges, Furman
Taylor Petty, Furman
KeKe Calloway, Mercer (MVP)
Amanda Thompson, Mercer
Shannon Titus, Mercer

Second Team

Lakelyn Bouldin, Chattanooga
Da'Ja Green, Wofford
Le'Jae Davidson, Furman
Celena Taborn, Furman
Rachel Selph, Mercer

2020 First Team

Jaron Dougherty, Mercer
Aja Boyd, UNCG
Nadine Soliman, UNCG
Natalie Armstrong, Samford
Paige Serup, Samford


Second Team

Tierra Hodges, Furman
Shannon Titus, Mercer
Te'ja Twitty, UNCG
Sarah Myers, Samford
Jewel Smalls, Western Carolina

INDIVIDUAL

Game

- Most points** – 45, Jennifer Gardner (Western Carolina) vs. Georgia Southern, 2005
- Most field goals made** – 17, Katie Beck (ETSU) vs. Western Carolina, 1986
- Most field goal attempts** – 30, Regina Kirk (Chattanooga) vs. ETSU, 1988
- Most 3-point field goals made** – 7, Leigh Jones, (Appalachian State) vs. Marshall, 1997; Tierra Bumbrey (Elon) vs. Western Carolina, 2008; Whitney Bunn (Furman) vs. Samford, 2015; KeKe Calloway (Mercer) vs. Chattanooga, 2017
- Most 3-point field-goal attempts** – 14, KeKe Calloway (Mercer) vs. Chattanooga, 2017
- Most free throws made** – 15, Melinda Goodson (UNCG) vs. Davidson, 1999
- Most free-throw attempts** – 22, Kim McInturff (Western Carolina) vs. Furman, 1987
- Most rebounds** – 22, Katie Beck (ETSU) vs. Chattanooga, 1988; Shannon Thomas (Appalachian State) vs. Chattanooga, 1990
- Most assists** – 15, Jan Cameron (Chattanooga) vs. Western Carolina, 1992
- Most blocked shots** – 8, Jasmine Joyner (Chattanooga) vs. Samford, 2016
- Most steals** – 8, Jennifer O'Brien (Davidson) vs. Furman, 1999, vs. College of Charleston, 2000; Shannon Spencer (Appalachian State) vs. Marshall, 1996; Shannon Thomas (Appalachian State) vs. Chattanooga, 1990



Western Carolina's Jennifer Gardner broke five SoCon tournament records in leading the Catamounts to the 2005 championship, including most points in a game (45) and most points in a tournament (106).

Tournament

- Most points** – 106, Jennifer Gardner (Western Carolina), 2005
- Most field goals made** – 33, Jennifer Gardner (Western Carolina), 2005
- Most field-goal attempts** – 57, Nicole Hopson (ETSU), 1991
- Most 3-point field goals made** – 12, Brooke Hand (Chattanooga), 2007; Michelle Davis (Chattanooga), 2010; KeKe Calloway (Mercer), 2017
- Most 3-point field-goal attempts** – 27, Tianna Tarter (ETSU), 2018
- Most free throws made** – 37, Jennifer Gardner (Western Carolina), 2005
- Most free-throw attempts** – 46, Jennifer Gardner (Western Carolina), 2005
- Most rebounds** – 43, Jennifer Gardner (Western Carolina), 2005
- Most assists** – 28, Ki-Ki Glass (Western Carolina), 2005
- Most blocked shots** – 14, Sophia Aleksandravicius (Davidson), 2013
- Most steals** – 15, Nancy Smith (Chattanooga), 1989; Jennifer O'Brien (Davidson), 2000

TEAM

Game

- Most points** – 108, Marshall vs. Georgia Southern, 1996
- Most field goals made** – 43, Appalachian State vs. Furman, 1988
- Most field-goal attempts** – 88, College of Charleston vs. Western Carolina, 2009
- Most 3-point field goals made** – 13, Appalachian State vs. Marshall, 1997; Chattanooga vs. UNCG, 2008
- Most 3-point field-goal attempts** – 33, Chattanooga vs. College of Charleston, 2009
- Most free throws made** – 31, ETSU vs. Furman, 1990; Appalachian State vs. Davidson, 1999
- Most free-throw attempts** – 42, Appalachian State vs. Marshall, 1995
- Most rebounds** – 61, Appalachian State vs. Marshall, 1995
- Most assists** – 29, Marshall vs. ETSU, 1987
- Most blocked shots** – 13, Chattanooga vs. UNCG, 2019
- Most steals** – 22, Furman vs. ETSU, 1992
- Least points scored** – 32, Western Carolina vs. Mercer, 2019

Tournament

- Most points** – 301, Western Carolina, 2005
- Most field goals made** – 105, Appalachian State, 1991; Western Carolina, 2005
- Most field-goal attempts** – 254, Western Carolina, 2005
- Most 3-point field goals made** – 31, Chattanooga, 2010
- Most 3-point field-goal attempts** – 70, ETSU, 2018
- Most free throws made** – 66, Western Carolina, 2005
- Most free-throw attempts** – 112, Appalachian State, 1996
- Most rebounds** – 173, Western Carolina, 2005
- Most assists** – 70, Western Carolina, 2005
- Most blocked shots** – 22, Mercer, 2019
- Most steals** – 38, ETSU, 2005