



SOUTHERN CONFERENCE MEN'S BASKETBALL

2023-24



THE SOUTHERN CONFERENCE

702 North Pine Street, Spartanburg, SC 29303 • 864-591-5100 • Fax: 864-591-3448

Ralan Wardlaw, Director of Media Relations (MBK contact)

facebook.com/SouthernConference • twitter.com/SoConSports • instagram.com/SouthernConference

2023-24 SOUTHERN CONFERENCE BASKETBALL STANDINGS

| | Conference | | | | | Overall | | | | | |
|------------------|------------|------|-----|-----|----|---------|------|-----|-----|-----|----|
| | W-L | Pct. | H | A | ST | W-L | Pct. | H | A | N | ST |
| Samford | 0-0 | .000 | 0-0 | 0-0 | | 9-2 | .818 | 9-0 | 0-2 | 0-0 | W9 |
| UNCG | 0-0 | .000 | 0-0 | 0-0 | | 8-2 | .800 | 4-0 | 1-2 | 3-0 | L1 |
| Western Carolina | 0-0 | .000 | 0-0 | 0-0 | | 8-2 | .800 | 4-0 | 4-2 | 0-0 | W2 |
| Chattanooga | 0-0 | .000 | 0-0 | 0-0 | | 7-3 | .700 | 5-1 | 2-2 | 0-0 | W2 |
| ETSU | 0-0 | .000 | 0-0 | 0-0 | | 6-4 | .600 | 4-0 | 1-4 | 1-0 | W3 |
| The Citadel | 0-0 | .000 | 0-0 | 0-0 | | 6-5 | .545 | 3-1 | 1-4 | 2-0 | L1 |
| Wofford | 0-0 | .000 | 0-0 | 0-0 | | 6-5 | .545 | 3-0 | 3-2 | 0-3 | W4 |
| Furman | 0-0 | .000 | 0-0 | 0-0 | | 5-6 | .455 | 4-0 | 1-4 | 0-2 | L1 |
| Mercer | 0-0 | .000 | 0-0 | 0-0 | | 4-6 | .400 | 2-2 | 1-3 | 1-1 | W2 |
| VMI | 0-0 | .000 | 0-0 | 0-0 | | 2-10 | .167 | 2-2 | 0-6 | 0-2 | L5 |

NOTES

• With only two weeks remaining before SoCon play, Samford sits atop the standings at 9-2. UNCG and Western Carolina are tied for second at 8-2.

• Three SoCon squads are ranked in the College Insider Mid Major Top 25. UNCG comes in at No. 10, Western Carolina is ranked No. 12 and Samford is No. 24. Furman also received votes in the poll. The Bulldogs jumped 26 spots from last week's voting to appear in the top 25.

• The SoCon is 60-46 overall this season in nonconference games. Conference teams are 40-7 in home games and boasts a winning record against eight leagues.

• Samford, who is ranked fifth in the NCAA in scoring offense (91.5 ppg), has won nine straight games. The Bulldogs will play their first game on the road in a month at Valparaiso on Tuesday.

• Western Carolina's Vonterius Woolbright won his third SoCon Player of the Week designation this week. Woolbright, who was the preseason conference player of the year, has scored in double figures in each game for the Catamounts so far this season, logging seven double-doubles.

• Wofford has won four straight contests, with the first three coming on the road. The Terriers' backcourt of Dillon Bailey and Corey Tripp are the leading scorers on the team, averaging 15.1 and 14.7 points per game respectively.

• The Citadel boasts the top scoring defense in the league, surrendering 66.4 points per game.

• Three SoCon teams face Power Five opponents this week. On Tuesday, The Citadel plays Notre Dame and Western Carolina plays Vanderbilt. Wofford travels to Oklahoma State on Wednesday. The conference has three wins against Power Five opponents this season to this point.

• Woolbright (21.5 points and 11.8 rebounds) and Chattanooga's Sam Alexis (12.3 points and 10.5 rebounds) are both averaging a double-double. VMI's Taeshaud Jackson is the only other player in the SoCon averaging more than 10 rebounds per game (10.1).

• The SoCon will have five regular-season games on ESPNU and five on CBS Sports Network this season. The league will also continue to have select games on Nexstar affiliates during the season. The first of those games on Nexstar was UNCG's win over Elon on Dec. 10.

UPCOMING SCHEDULE (ALL TIMES EASTERN)

December 19 (Tuesday)

Samford at Valparaiso, 2 p.m.
The Citadel at Notre Dame, 6 p.m.
Presbyterian at Furman, 7 p.m.
Queens at Mercer, 7 p.m.
UNCG at High Point, 7 p.m.
Gardner-Webb at Chattanooga, 7 p.m.
Western Carolina at Vanderbilt, 7 p.m.

ESPN+
ACCN
ESPN+
ESPN+
ESPN+
ESPN+
SECN

December 20 (Wednesday)

Wofford at Oklahoma State, 3 p.m.
UMKC at East Tennessee State, 7:30 p.m.

ESPN+
ESPN+

December 21 (Thursday)

Brescia at Western Carolina, 11:30 a.m.
Thomas University at Mercer, 1 p.m.
Virginia-Lynchburg at UNCG, 3 p.m.
Samford at Texas Southern, 7 p.m.

ESPN+
ESPN+
ESPN+
YouTube

December 22 (Friday)

Penn State-New Kensington at VMI, Noon
Chattanooga at Milwaukee, 2 p.m.
East Tennessee State at Utah State, 9 p.m.

ESPN+
ESPN+
MWN

SoCon PLAYER OF THE WEEK

Vonterius Woolbright, Sr., G, Western Carolina

Western Carolina guard Vonterius Woolbright has been named the Southern Conference Men's Basketball Player of the Week for all contests from Dec. 11-17 after logging his seventh double-double of the season last week. The award is selected by the league office.

Woolbright, who won also won the honor on Nov. 13 and Dec. 4, led the Catamounts to a 70-53 road win at USC Upstate on Dec. 16. The senior logged a near triple-double in the game, finishing with 15 points, a career-high 16 rebounds and eight assists, while shooting 6-for-13 (.465) from the field.

The Albany, Georgia, native leads the SoCon in scoring (21.5 ppg) and rebounding (11.8 rpg), ranking him 14th and fourth, respectively, in the nation. Woolbright is third in the conference in assists (5.2 apg).



ACTIVE SoCon CAREER LEADERS

| Points scored | (SoCon career rank) |
|---------------|---------------------------|
| 1,278 | Keyshaun Langley, UNCG |
| 955 | Vonterius Woolbright, WCU |
| 906 | Kamar Robertson, MER/WCU |
| 874 | Marcus Foster, FUR |
| 871 | Jermaine Marshall, SAM |

| Points scored per game (min. 35 games) | |
|--|---------------------------|
| 14.84 | Tre Jackson, WCU |
| 14.79 | Jalyn McCreary, MER |
| 13.64 | Vonterius Woolbright, WCU |
| 13.00 | Jermaine Marshall, SAM |
| 12.30 | Mikeal Brown-Jones, UNCG |

| Field-goal percentage (min. 100 made) | |
|---------------------------------------|--------------------------|
| .649 | Kyler Filewich, WOF |
| .592 | Mikeal Brown-Jones, UNCG |
| .583 | Tyrese Hughey, FUR |
| .577 | Achor Achor, SAM |
| .564 | Sam Alexis, UTC |

| 3-point field goals made | |
|--------------------------|------------------------|
| 235 | Keyshaun Langley, UNCG |
| 140 | Tre Jackson, WCU |
| 116 | JP Pegues, FUR |
| 110 | Marcus Foster, FUR |
| 109 | Jaden Campbell, SAM |

| Free-throw percentage (min. 50 made) | |
|--------------------------------------|------------------------|
| .870 | Elijah Morgan, CIT |
| .863 | Tre Jackson, WCU |
| .834 | Keyshaun Langley, UNCG |
| .786 | Marcus Foster, FUR |
| .783 | Madison Durr, CIT |

| Rebounds | |
|----------|---------------------------|
| 518 | Vonterius Woolbright, WCU |
| 476 | Jermaine Marshall, SAM |
| 437 | Marcus Foster, FUR |
| 400 | Jaden Seymour, ETSU |
| 344 | Taeshaud Jackson, VMI |

| Blocked shots | |
|---------------|---------------------|
| 53 | Jaden Seymour, ETSU |
| 42 | Achor Achor, SAM |
| 41 | Sam Alexis, UTC |
| 32 | Garrett Hien, FUR |
| 29 | Jalyn McCreary, MER |

| Steals | |
|--------|--------------------------|
| 174 | Keyshaun Langley, UNCG |
| 163 | Kobe Langley, UNCG |
| 110 | AJ Staton-McCray, SAM |
| 98 | Kamar Robertson, MER/WCU |
| 91 | Marcus Foster, FUR |

| Assists | |
|---------|---------------------------|
| 324 | Vonterius Woolbright, WCU |
| 318 | Kobe Langley, UNCG |
| 311 | Keyshaun Langley, UNCG |
| 232 | JP Pegues, FUR |
| 170 | Kamar Robertson, WCU |

| Assists per game (min. 35 games) | |
|----------------------------------|---------------------------|
| 4.63 | Vonterius Woolbright, WCU |
| 3.09 | JP Pegues, FUR |
| 2.67 | Kobe Langley, UNCG |
| 2.53 | Carter Whitt, FUR |
| 2.49 | Keyshaun Langley, UNCG |

MID-MAJOR TOP 25 (DEC. 18)

| CollegInsider.com Mid-Major Top 25 | | | | | |
|------------------------------------|-------------------------|------------|------------|----------------|------------------|
| Rank | School (1st-place) | Record | Points | LW | Conf. |
| 1 | Gonzaga (25) | 8-3 | 765 | 1 | West Coast |
| 2 | James Madison (6) | 10-0 | 747 | 2 | Sun Belt |
| 3 | Grand Canyon | 9-1 | 701 | 3 | WAC |
| 4 | Drake | 10-1 | 661 | 5 | Missouri Valley |
| 5 | Princeton | 10-1 | 645 | 6 | Ivy League |
| 6 | Indiana State | 10-1 | 634 | 8 | Missouri Valley |
| 7 | UNCW | 8-2 | 521 | 7 | Coastal Athletic |
| 8 | Appalachian State | 9-2 | 506 | 9 | Sun Belt |
| 9 | Purdue Fort Wayne | 11-1 | 491 | 10 | Horizon |
| 10 | UNCG | 8-2 | 458 | 4 | Southern |
| 11 | Liberty | 9-3 | 390 | 12 | CUSA |
| 12 | Western Carolina | 8-2 | 376 | 13 | Southern |
| 13 | San Francisco | 8-4 | 351 | 11 | West Coast |
| 14 | Akron | 7-3 | 349 | 14 | Mid-American |
| 15 | UC Irvine | 7-4 | 319 | 15 | Big West |
| 16 | McNeese | 10-2 | 284 | 20 | Southland |
| 17 | Saint Mary's | 6-5 | 263 | 21 | West Coast |
| 18 | Santa Clara | 8-4 | 243 | 17 | West Coast |
| 19 | Charleston | 6-4 | 143 | 23 | Coastal |
| 20 | UC Santa Barbara | 6-3 | 125 | NR (44) | Big West |
| 21 | Vermont | 8-4 | 108 | 18 | America East |
| 22 | Cornell | 7-2 | 102 | 22 | Ivy League |
| 23 | Delaware | 8-3 | 84 | NR (42) | Coastal |
| 24 | Samford | 9-2 | 82 | NR (50) | Southern |
| 25 | Longwood | 12-1 | 81 | NR (29) | Big South |

OTHERS RECEIVING VOTES: Kent State 78, Long Beach State 63, Louisiana Tech 62, Evansville 56, Yale 55, Hofstra 40, Toledo 38, Colgate 30, Bradley 28, Weber State 26, Norfolk State 24, Western Kentucky 17, Hawaii 16, Portland State 14, Youngstown 11, Missouri State 10, Drexel 9, Marist 9, Southern Illinois 8, Ball State 7, San Diego 7, South Dakota State 7, **Furman 6**, Northern Iowa 6, Loyola Marymount 5, Oakland 4, Louisiana 3, Kennesaw State 2, Radford 2, Maine 1, Seattle 1, Stephen F. Austin 1.

SoCon PLAYERS OF THE MONTH

| | |
|----------|--|
| November | Vonterius Woolbright, Sr., G, Western Carolina |
| December | |
| January | |
| February | |

THE SoCon ON TELEVISION

The SoCon will have five regular-season contests on ESPNU or ESPN2 and five on CBS Sports Network this season. The league will also continue to have its weekly Ingles SoCon Game of the Week on select Nexstar affiliates during league play.

SoCon COACHING RECORDS

| Coach, school | Career (yrs.) | School (yrs.) | SoCon (yrs.) |
|-------------------------------|----------------|---------------|--------------|
| Ed Conroy, The Citadel | 198-246 (15th) | 65-103 (6th) | 34-60 (6th) |
| Brooks Savage, ETSU | 6-4 (1st) | Same | 0-0 (1st) |
| Bob Richey, Furman | 144-60 (7th) | Same | 78-27 (7th) |
| Greg Gary, Mercer | 85-112 (7th) | 69-68 (5th) | 33-38 (5th) |
| Mike Jones, UNCG | 219-179 (13th) | 45-29 (3rd) | 23-13 (3rd) |
| Bucky McMillan, Samford | 57-37 (4th) | Same | 27-20 (4th) |
| Dan Earl, Chattanooga | 98-159 (9th) | 25-20 (2nd) | 41-99 (9th) |
| Andrew Wilson, VMI | 9-35 (2nd) | Same | 2-16 (2nd) |
| Justin Gray, Western Carolina | 37-39 (3rd) | Same | 15-21 (3rd) |
| Dwight Perry, Wofford | 18-17 (2nd) | Same | 8-10 (2nd) |

SoCon PLAYERS OF THE WEEK

| | |
|---------|--|
| Nov. 13 | Vonterius Woolbright, Sr., G, Western Carolina |
| Nov. 20 | Keyshaun Langley, Gr., G, UNCG |
| Nov. 27 | Mikeal Brown-Jones, Sr., F, UNCG |
| Dec. 4 | Vonterius Woolbright, Sr., G, Western Carolina |
| Dec. 11 | Alex Williams, Jr., F, Furman |
| Dec. 18 | Vonterius Woolbright, Sr., G, Western Carolina |
| Dec. 25 | |
| Jan. 1 | |
| Jan. 8 | |
| Jan. 15 | |
| Jan. 22 | |
| Jan. 29 | |
| Feb. 5 | |
| Feb. 12 | |
| Feb. 29 | |
| Feb. 26 | |

Preseason predictions

Furman is the preseason favorite to win the 2023-24 Southern Conference men's basketball title in polling of the league's 10 men's basketball coaches and media. Western Carolina junior guard Vonterius Woolbright is the coaches' preseason player of the year selection after finishing 12th in the league in scoring (14.5 ppg). He led the conference in assists (5.1 apg) and was third in rebounding (7.4).

Preseason Player of the Year

Vonterius Woolbright, Sr., G, Western Carolina

Preseason All-Southern Conference Team

Marcus Foster, R-Sr., G, Furman
 JP Pegues, Jr., G, Furman
 Jalyn McCreary, R-Sr., F, Mercer
 Mikeal Brown-Jones, Sr., F, UNCG
 Keyshaun Langley, Gr., G, UNCG
 Jermaine Marshall, Sr., F, Samford
 Honor Huff, So., G, Chattanooga
 Tre Jackson, Sr., G, Western Carolina
 Russell Jones Jr, Sr., G, Western Carolina
 Vonterius Woolbright, Sr., G, Western Carolina

| Coaches poll | | Media poll | |
|---------------------|-------|---------------------|-------|
| Team (1st) | Total | Team (1st) | Total |
| 1. Furman (8) | 80 | 1. Furman (8) | 153 |
| 2. UNCG (1) | 68 | T2. W. Carolina (4) | 134 |
| 3. Western Carolina | 62 | T2. Samford (1) | 134 |
| 4. Samford | 61 | 4. UNCG (2) | 126 |
| 5. Chattanooga (1) | 53 | 5. Chattanooga | 107 |
| 6. Mercer | 38 | 6. ETSU (1) | 89 |
| 7. ETSU | 34 | 7. Mercer (1) | 77 |
| 8. Wofford | 24 | 8. Wofford | 54 |
| 9. The Citadel | 21 | 9. The Citadel | 41 |
| 10. VMI | 9 | 10. VMI | 20 |

American Athletic Conference (0-2)

11/25 UAB 92, Furman 86
12/14 Tulane 117, Furman 110 (20T)

Atlantic 10 Conference (1-2)

11/6 Richmond, 93 VMI 75
11/10 VCU 75, Samford 65
11/17 ETSU 70, Davidson 68

Atlantic Coast Conference (2-3)

11/6 North Carolina State 72, The Citadel 59
11/10 Boston College 75, The Citadel 71
11/10 Chattanooga 81, Louisville 71
11/11 Western Carolina 71, Notre Dame 61
11/19 Virginia Tech 98, Wofford 76
12/19 The Citadel at Notre Dame, 6 p.m.

Atlantic Sun (4-2)

11/14 Chattanooga 72, Bellarmine 64
11/26 Lipscomb 85, Wofford 78
11/26 Western Carolina 81, North Alabama 63
11/29 Lipscomb 82, Chattanooga 68
12/7 UNCG 87, Eastern Kentucky 85 (OT)
12/16 Mercer 70, Florida Gulf Coast 65
12/19 Queens at Mercer, 7 p.m.

Big East Conference (0-1)

11/13 Butler 81, ETSU 47

Big Sky Conference (1-1)

11/18 Northern Arizona 78, VMI 69
11/20 The Citadel 63, Idaho State 61

Big South Conference (5-8)

11/11 Wofford 99, High Point 98
11/13 Presbyterian 71, The Citadel 64
11/22 Campbell 65, The Citadel 58
11/25 UNC Asheville 85, Wofford 82 (OT)
11/28 The Citadel 81, Charleston Southern 52
12/2 Presbyterian 75, VMI 71
12/2 Gardner-Webb 82, Western Carolina 77
12/5 High Point 97, Western Carolina 71
12/6 Wofford 81, Gardner-Webb 66
12/9 Western Carolina 78, UNC Asheville 63
12/12 Radford 73, VMI 56
12/16 Western Carolina 70, USC Upstate 53
12/17 Longwood 68, VMI 49
12/19 Presbyterian at Furman, 7 p.m.
12/19 UNCG at High Point, 7 p.m.
12/19 Gardner-Webb at Chattanooga, 7 p.m.

Big Ten Conference (0-1)

11/6 No. 3 Purdue 98, Samford 45

Big 12 Conference (0-0)

12/20 Wofford at Oklahoma State, 3 p.m.

Coastal Athletic Association (4-1)

11/9 Elon 79, ETSU 76
11/10 UNCG 94, North Carolina A&T 78
11/25 Samford 101, North Carolina A&T 83
12/2 The Citadel 85, North Carolina A&T 68
12/10 UNCG 82, Elon 73

Conference USA (3-2)

11/13 Western Carolina 66, Middle Tennessee 64
11/16 Liberty 88, Furman 74
12/2 Wofford 74, Middle Tennessee 64 (OT)
12/3 ETSU 61, Jacksonville State 59
12/14 College of Charleston 86, The Citadel 71

Division I Independent (1-0)

11/9 Mercer 66, Chicago State 61

Horizon (0-1)

11/22 Cleveland State 72, ETSU 70
12/22 Chattanooga at Milwaukee, 2 p.m.

Ivy League (0-1)

12/2 Princeton 70, Furman 69

Metro Atlantic Athletic Conference (0-1)

11/24 Canisius 76, Wofford 67

Mid-Eastern Athletic Conference (3-0)

11/17 Samford 89, South Carolina State 72
11/21 The Citadel 67, North Carolina Central 61
11/28 Furman 86, South Carolina State 78

Missouri Valley Conference (2-1)

11/10 Furman 99, Belmont 76
11/24 Evansville 85, Chattanooga 77
12/16 Samford 99, Belmont 93
12/19 Valparaiso at Samford, 2 p.m.

Mountain West (0-2)

11/19 Wyoming 78, Furman 71
11/22 Air Force 64, VMI 54
12/22 ETSU at Utah State, 9 p.m.

Non-Division I (16-1)

11/6 ETSU 73, King College 56
11/6 Furman 84, North Greenville 68
11/6 Clark Atlanta 71, Mercer 64
11/6 Chattanooga 89, Covenant 44
11/6 Wofford 85, Brevard 68
11/7 Western Carolina 106, Dalton State 65
11/9 VMI 87, Christendon 53
11/14 Samford 96, Mississippi College 52
11/16 The Citadel 77, North Greenville 59
11/25 VMI 100, Clarks Summit 63
12/1 UNCG 88, William Peace 56
12/3 Samford 128, LaGrange 82
12/5 The Citadel 88, Pfeiffer 60
12/9 Furman 100, Bob Jones 58
12/10 Chattanooga 112, Tennessee Wesleyan 51
12/15 ETSU 105, Tusculum 43
12/17 Wofford 105, Kentucky Christian 54
12/21 Brescia (Ky.) at Western Carolina, 11:30 a.m.
12/21 Thomas (Ga.) at Mercer, 1 p.m.
12/21 Virginia Lynchburg at UNCG, 3 p.m.
12/22 Penn State New Kensington at VMI, Noon

Northeast (1-0)

11/24 Samford 79, Merrimack 71

Ohio Valley Conference (5-2)

11/14 Morehead State 74, Mercer 66
11/19 Chattanooga 68, Tennessee Tech 63
11/24 Mercer 60, Tennessee State 59
11/26 Chattanooga 72, SEMO 56
11/28 Western Carolina 69, Tennessee Tech 65
12/3 Morehead State 87, Chattanooga 80
12/10 ETSU 73, Tennessee Tech 72

Patriot League (0-2)

11/29 Navy 67, VMI 47
12/9 American 77, VMI 69

Southeastern Conference (1-6)

11/13 South Carolina 74, VMI 64
11/14 Tennessee 82, Wofford 61
11/14 Vanderbilt 74, UNCG 70
11/17 UNCG 78, No. 14 Arkansas 72
11/17 No. 22 Alabama 98, Mercer 67
12/1 Georgia 80, Mercer 69
12/4 Arkansas 97, Furman 83
12/19 Western Carolina at Vanderbilt, 7 p.m.

Southland Conference (1-0)

11/18 Western Carolina 76, McNeese State 74

Southwestern Athletic Conference (4-0)

11/22 Samford 99, Alabama State 67
11/24 ETSU 82, Alabama A&M 71
12/11 Samford 118, Alabama A&M 91
12/10 Chattanooga 88, Alabama A&M 72
12/21 Samford at Texas Southern, 7 p.m.

Summit League (1-1)

11/13 South Dakota 85, VMI 81
11/24 UNCG 76, Kansas City 64
12/20 Kansas City at ETSU, 7:30 p.m.


| | |
|---|------|
| America East Conference..... | 0-0 |
| American Athletic Conference..... | 0-2 |
| ASUN Conference..... | 4-2 |
| Atlantic 10 Conference..... | 1-2 |
| Atlantic Coast Conference..... | 2-3 |
| Big East Conference..... | 0-1 |
| Big Sky Conference..... | 1-1 |
| Big South Conference..... | 5-8 |
| Big Ten Conference..... | 0-1 |
| Coastal Athletic Association..... | 4-1 |
| Conference USA..... | 3-2 |
| Division I Independents..... | 1-0 |
| Horizon League..... | 0-1 |
| Ivy League..... | 0-1 |
| Metro Atlantic Athletic Conference..... | 0-1 |
| Mid-Eastern Athletic Conference..... | 3-0 |
| Missouri Valley Conference..... | 2-1 |
| Mountain West Conference..... | 0-2 |
| Non-Division I opponents..... | 16-1 |
| Northeast Conference..... | 1-0 |
| Ohio Valley Conference..... | 5-2 |
| Patriot League..... | 0-2 |
| Southeastern Conference..... | 1-6 |
| Southland Conference..... | 1-0 |
| Southwestern Athletic Conference..... | 4-0 |
| Summit League..... | 1-1 |
| Sun Belt Conference..... | 4-3 |
| Western Athletic Conference..... | 0-0 |

| | |
|-------------------|--------------|
| Total..... | 60-46 |
| Home..... | 40-7 |
| Away..... | 13-31 |
| Neutral..... | 7-8 |
| vs. Top 25..... | 1-2 |

Sun Belt (4-3)

11/17 Furman 89, Coastal Carolina 80
11/29 App State 72, ETSU 61
11/30 Samford 88, Louisiana 65
12/6 South Alabama 83, Mercer 62
12/9 Wofford 88, Coastal Carolina 80
12/9 Mercer 64, Georgia State 60
12/16 Marshall 72, UNCG 65

All Times Eastern




The Citadel

(6-5, 0-0 SoCon)

| | | |
|-------|--|----------|
| N6 | at N.C. State | L, 59-72 |
| N10 | BOSTON COLLEGE | L, 71-75 |
| N13 | at Presbyterian | L, 64-71 |
| N16 | NORTH GREENVILLE | W, 77-59 |
| N20 | vs. Idaho State ^ | W, 62-61 |
| N21 | vs. N.C. Central ^ | W, 67-61 |
| N22 | at Campbell ^ | L, 58-65 |
| N28 | CHARLESTON SOUTHERN | W, 81-52 |
| D2 | at North Carolina A&T | W, 85-68 |
| D5 | PFEIFFER | W, 88-60 |
| D14 | at College of Charleston | L, 71-86 |
| D19 | at Notre Dame | 6 p.m. |
| D30 | TOCCOA FALLS | 1 p.m. |
| J3 | *WESTERN CAROLINA | 7 p.m. |
| J6 | *SAMFORD | 7 p.m. |
| J10 | *at Furman | TBA |
| J13 | *WOFFORD | 7 p.m. |
| J17 | *at UNCG | 7 p.m. |
| J20 | *at VMI | TBA |
| J24 | *MERCER (ESPN+) | 7 p.m. |
| J27 | *at Chattanooga | TBA |
| J31 | FURMAN | 7 p.m. |
| F3 | *at ETSU | TBA |
| F7 | *at Western Carolina | 7 p.m. |
| F10 | *at Wofford | TBA |
| F14 | *UNCG | 7 p.m. |
| F17 | *VMI | 1 p.m. |
| F21 | *at Mercer | 7 p.m. |
| F24 | *CHATTANOOGA | 1 p.m. |
| F28 | *ETSU | 7 p.m. |
| M2 | *at Samford | 3 p.m. |
| M8-11 | at Ingles SoCon Championship (Asheville, N.C.) | |

^ - Campbell Classic (Buies Creek, N.C.)




ETSU

(6-4, 0-0 SoCon)

| | | |
|-------|--|-----------|
| N7 | KING | W, 73-56 |
| N9 | at Elon | L, 76-79 |
| N13 | at Butler | L, 47-81 |
| N17 | DAVIDSON | W, 70-68 |
| N22 | at Cleveland State ^ | L, 70-72 |
| N24 | vs. Alabama A&M ^ | W, 82-71 |
| N29 | at App State | L, 61-72 |
| D3 | at Jacksonville State | W, 61-59 |
| D10 | TENNESSEE TECH | W, 73-72 |
| D15 | TUSCULUM | W, 105-43 |
| D20 | UMKC | 7 p.m. |
| D22 | at Utah State | 9 p.m. |
| D29 | at East Carolina | 7 p.m. |
| J4 | *MERCER | 4 p.m. |
| J6 | *at UNCG | 7 p.m. |
| J10 | *WESTERN CAROLINA | 7 p.m. |
| J13 | *at Furman | 2 p.m. |
| J17 | *at Wofford | 7 p.m. |
| J21 | *CHATTANOOGA | 3 p.m. |
| J24 | *at VMI | 6 p.m. |
| J27 | *SAMFORD | 4 p.m. |
| J31 | *at Mercer | 7 p.m. |
| F3 | *THE CITADEL | 4 p.m. |
| F7 | *WOFFORD | 7 p.m. |
| F10 | *FURMAN | 6 p.m. |
| F14 | *at Chattanooga | 7 p.m. |
| F17 | *at Western Carolina | 4 p.m. |
| F21 | *VMI | 7 p.m. |
| F24 | *at Samford | 3 p.m. |
| F28 | *at The Citadel | 7 p.m. |
| M2 | *UNCG | 4 p.m. |
| M8-11 | at Ingles SoCon Championship (Asheville, N.C.) | |

^ - Viking Invitational (Cleveland, Ohio)




Furman

(5-6, 0-0 SoCon)

| | | |
|-------|--|------------------|
| N6 | NORTH GREENVILLE | W, 84-68 |
| N10 | BELMONT | W, 99-76 |
| N16 | vs. Liberty ^ | L, 74-88 |
| N17 | vs. Coastal Carolina ^ | W, 89-80 |
| N19 | vs. Wyoming ^ | L, 71-78 |
| N25 | at UAB | L, 86-92 |
| N28 | SOUTH CAROLINA STATE | W, 86-78 |
| D2 | at Princeton | L, 69-70 |
| D4 | at Arkansas | L, 83-97 |
| D9 | BOB JONES | W, 100-58 |
| D14 | at Tulane | L, 110-117 (20T) |
| D19 | PRESBYTERIAN | 7 p.m. |
| D30 | ANDERSON | 2 p.m. |
| J3 | *at UNCG | 7 p.m. |
| J6 | *at Chattanooga | 7 p.m. |
| J10 | *THE CITADEL | 7 p.m. |
| J13 | *ETSU | 2 p.m. |
| J17 | *at VMI | 6 p.m. |
| J20 | *WESTERN CAROLINA | 2 p.m. |
| J24 | *SAMFORD | 7 p.m. |
| J27 | *at Wofford | 7 p.m. |
| J31 | *at The Citadel | 7 p.m. |
| F3 | *UNCG | 2 p.m. |
| F7 | *at Mercer | 7 p.m. |
| F10 | *at ETSU | 6 p.m. |
| F14 | *VMI | 7 p.m. |
| F18 | *CHATTANOOGA | 2 p.m. |
| F21 | *at Samford | 7:30 p.m. |
| F24 | *WOFFORD& | 2 p.m. |
| F28 | *at Western Carolina | 7 p.m. |
| M2 | *MERCER | 2 p.m. |
| M8-11 | at Ingles SoCon Championship (Asheville, N.C.) | |

^ - Myrtle Beach Invitational (Conway, S.C.)




Mercer

(4-6, 0-0 SoCon)

| | | |
|-------|--|-----------|
| N6 | CLARK ATLANTA | L, 64-71 |
| N9 | at Chicago State | W, 66-61 |
| N14 | at Morehead State | L, 66-74 |
| N17 | at No. 22 Alabama | L, 67-98 |
| N24 | vs. Tennessee State ^ | W, 60-59 |
| N25 | vs. Western Michigan ^ | L, 66-72 |
| D1 | at Georgia | L, 69-80 |
| D6 | SOUTH ALABAMA | L, 62-83 |
| D9 | GEORGIA STATE | W, 64-60 |
| D16 | FGCU | W, 70-65 |
| D19 | QUEENS (N.C.) | 7 p.m. |
| D21 | THOMAS | 1 p.m. |
| D29 | TALLEDEGA | 2 p.m. |
| J3 | *at ETSU | 7 p.m. |
| J6 | *at VMI | 1 p.m. |
| J10 | *at Wofford | 7 p.m. |
| J13 | *WESTERN CAROLINA | 2 p.m. |
| J17 | *CHATTANOOGA | 7 p.m. |
| J20 | *at The Citadel | 6 p.m. |
| J24 | *at Samford | 7 p.m. |
| J27 | *at UNCG | 4 p.m. |
| J31 | *ETSU | 7 p.m. |
| F3 | *VMI | 2 p.m. |
| F7 | *FURMAN | 7 p.m. |
| F10 | *at Western Carolina | 4 p.m. |
| F14 | *WOFFORD | 7 p.m. |
| F17 | *SAMFORD | 2 p.m. |
| F21 | *THE CITADEL | 7 p.m. |
| F24 | *UNCG | 4:30 p.m. |
| F28 | *at Chattanooga | 7 p.m. |
| M2 | *at Furman | 2 p.m. |
| M8-11 | at Ingles SoCon Championship (Asheville, N.C.) | |

^ - Emerald Coast Classic (Destin, Fla.)



UNCG

(8-2, 0-0 SoCon)

| | | |
|-------|--|---------------|
| N10 | NORTH CAROLINA A&T | W, 94-78 |
| N14 | at Vanderbilt | L, 70-74 |
| N17 | at Arkansas | W, 78-72 |
| N24 | vs. Kansas City ^ | W, 76-64 |
| N25 | vs. Delaware ^ | W, 88-77 |
| N26 | vs. UIC ^ | W, 58-57 |
| D1 | WILLIAM PEACE | W, 88-56 |
| D7 | EASTERN KENTUCKY | W, 87-85 (OT) |
| D10 | ELON | W, 82-73 |
| D16 | at Marshall | L, 65-72 |
| D19 | at High Point | 7 p.m. |
| D21 | VIRGINIA LYNCHBURG | 3 p.m. |
| D29 | at Texas | 8 p.m. |
| J3 | *FURMAN | 7 p.m. |
| J6 | *ETSU | 4 p.m. |
| J11 | *at Samford | 8 p.m. |
| J13 | *at Chattanooga | 7 p.m. |
| J17 | *THE CITADEL | 7 p.m. |
| J20 | *WOFFORD | 4 p.m. |
| J24 | *at Western Carolina | 7 p.m. |
| J27 | *MERCER | 4 p.m. |
| J31 | *at VMI | 6 p.m. |
| F4 | *at Furman | 2 p.m. |
| F8 | *SAMFORD | 7 p.m. |
| F10 | *CHATTANOOGA | 4 p.m. |
| F14 | *at The Citadel | 7 p.m. |
| F17 | *at Wofford | 7 p.m. |
| F21 | *WESTERN CAROLINA | 6 p.m. |
| F24 | *at Mercer | 4:30 p.m. |
| F28 | *VMI | 7 p.m. |
| M2 | *at ETSU | 4 p.m. |
| M8-11 | at Ingles SoCon Championship (Asheville, N.C.) | |

^ - Baha Mar Hoops Nassau Championship (Nassau, Bahamas)




Samford

(9-2, 0-0 SoCon)


| | | |
|-------|--|--------------|
| N6 | at Purdue | L, 45-98 |
| N10 | at VCU | L, 65-75 |
| N14 | MISSISSIPPI COLLEGE | W, 96-52 |
| N17 | SOUTH CAROLINA STATE | W, 89-72 |
| N22 | ALABAMA STATE ^ | W, 99-67 |
| N24 | MERRIMACK ^ | W, 79-71 |
| N25 | NORTH CAROLINA A&T ^ | W, 101-83 |
| N30 | LOUISIANA | W, 88-65 |
| D3 | LAGRANGE | W, 128-82 |
| D11 | ALABAMA A&M | W, 118-91 |
| D16 | BELMONT | W, 99-93 |
| D19 | at Valparaiso | 1 p.m. CT |
| D21 | at Texas Southern | 6 p.m. CT |
| J3 | *CHATTANOOGA | 6:30 p.m. CT |
| J6 | *at The Citadel | 12 p.m. CT |
| J11 | *UNCG | 7 p.m. CT |
| J13 | *VMI | 5 p.m. CT |
| J17 | *at Western Carolina | 6 p.m. CT |
| J20 | *MERCER | 5 p.m. CT |
| J24 | *at Furman | 6 p.m. CT |
| J27 | *at ETSU | 3 p.m. CT |
| J31 | *WOFFORD | 6:30 p.m. CT |
| F3 | *at Chattanooga | 3:30 p.m. CT |
| F8 | *at UNCG | 6 p.m. CT |
| F10 | *at VMI | 12 p.m. CT |
| F14 | *WESTERN CAROLINA | 8 p.m. CT |
| F17 | *at Mercer | 1 p.m. CT |
| F21 | *FURMAN | 6:30 p.m. CT |
| F24 | *ETSU | 2 p.m. CT |
| F28 | *at Wofford | 7 p.m. CT |
| M2 | *THE CITADEL | 2 p.m. CT |
| M8-11 | at Ingles SoCon Championship (Asheville, N.C.) | |

^ - Samford MTE



Chattanooga
(7-3, 0-0 SoCon)


| | | |
|-------|--|-----------|
| N6 | COVENANT | W, 89-44 |
| N10 | at Louisville | W, 81-71 |
| N14 | BELLARMINE | W, 72-64 |
| N19 | TENNESSEE TECH | W, 68-63 |
| N24 | vs. Evansville | L, 77-85 |
| N26 | vs. SEMO | W, 72-56 |
| N29 | at Lipscomb | L, 68-82 |
| D3 | at Morehead State | L, 80-87 |
| D10 | TENNESSEE WESLEYAN | W, 112-51 |
| D16 | at Alabama A&M | W, 88-72 |
| D19 | GARDNER-WEBB | 7 p.m. |
| D22 | at Milwaukee | 2 p.m. |
| D30 | at Auburn | 5 p.m. |
| J3 | *at Samford | 7:30 p.m. |
| J6 | *FURMAN | 7 p.m. |
| J11 | *VMI | 7 p.m. |
| J13 | *UNCG | 4:30 p.m. |
| J17 | *at Mercer | 7 p.m. |
| J21 | *at ETSU | 3 p.m. |
| J24 | *at Wofford | 7 p.m. |
| J27 | *THE CITADEL | 2 p.m. |
| J31 | *at Western Carolina | 7 p.m. |
| F3 | *SAMFORD | 4:30 p.m. |
| F8 | *at VMI | 6 p.m. |
| F10 | *at UNCG | 4 p.m. |
| F14 | *ETSU | 7 p.m. |
| F18 | *at Furman | 2 p.m. |
| F21 | *WOFFORD | 7 p.m. |
| F24 | *at The Citadel | 1 p.m. |
| F28 | *MERCER | 7 p.m. |
| M2 | *WESTERN CAROLINA | 2 p.m. |
| M8-11 | at Ingles SoCon Championship (Asheville, N.C.) | |



VMI
(2-10, 0-0 SoCon)

| | | |
|-------|--|-----------|
| N6 | at Richmond | L, 75-93 |
| N9 | CHRISTENDOM | W, 87-53 |
| N13 | at South Carolina ^ | L, 64-74 |
| N17 | vs. South Dakota ^ | L, 81-85 |
| N18 | vs. Northern Arizona ^ | L, 69-78 |
| N22 | at Air Force | L, 54-64 |
| N25 | CLARKS SUMMIT | W, 100-63 |
| N29 | at Navy | L, 47-67 |
| D2 | PRESBYTERIAN | L, 71-75 |
| D9 | AMERICAN | L, 69-77 |
| D12 | at Radford | L, 56-73 |
| D17 | at Longwood | L, 49-68 |
| D22 | PENN STATE NEW KENSINGTON | 12 p.m. |
| J3 | *at Wofford | 7 p.m. |
| J6 | *MERCER | 1 p.m. |
| J11 | *at Chattanooga | 7 p.m. |
| J13 | *at Samford | 6 p.m. |
| J17 | *FURMAN | 6 p.m. |
| J20 | *THE CITADEL | 1 p.m. |
| J24 | *ETSU | 6 p.m. |
| J27 | *at Western Carolina | 5 p.m. |
| J31 | *UNCG | 6 p.m. |
| F3 | *at Mercer | 7 p.m. |
| F8 | *CHATTANOOGA | 2 p.m. |
| F10 | *SAMFORD | 7 p.m. |
| F14 | *at Furman | 7 p.m. |
| F17 | *at The Citadel | 7 p.m. |
| F21 | *at ETSU | 1 p.m. |
| F24 | *WESTERN CAROLINA | 7 p.m. |
| F28 | *at UNCG | 7 p.m. |
| M2 | *WOFFORD | 1 p.m. |
| M8-11 | at Ingles SoCon Championship (Asheville, N.C.) | |


^ - Arizona Tipoff (Glendale, Ariz.)



Western Carolina
(8-2, 0-0 SoCon)

| | | |
|-------|--|------------|
| N7 | DALTON STATE | W, 106-65 |
| N11 | at Notre Dame | W, 77-61 |
| N13 | at Middle Tennessee | W, 66-64 |
| N18 | MCNEESE STATE | W, 76-64 |
| N26 | NORTH ALABAMA ^ | W, 81-63 |
| N28 | at Tennessee Tech ^ | W, 69-65 |
| D2 | at Garner-Webb | L, 77-82 |
| D5 | at High Point | L, 71-97 |
| D9 | USC ASHEVILLE | W, 78-63 |
| D16 | at USC Upstate | W, 70-53 |
| D19 | at Vanderbilt | 7 p.m. |
| D21 | BRESCIA | 11:30 a.m. |
| D30 | KING COLLEGE | 4 p.m. |
| J3 | *at The Citadel | 7 p.m. |
| J6 | *WOFFORD | 4 p.m. |
| J10 | *at ETSU | 7 p.m. |
| J13 | *at Mercer | 2 p.m. |
| J17 | *SAMFORD | 7 p.m. |
| J20 | *at Furman | 2 p.m. |
| J24 | *UNCG | 7 p.m. |
| J27 | *VMI | 5 p.m. |
| J31 | *CHATTANOOGA | 7 p.m. |
| F3 | *at Wofford | 4 p.m. |
| F7 | *THE CITADEL | 7 p.m. |
| F10 | *MERCER | 4 p.m. |
| F14 | *at Samford | 9 p.m. |
| F17 | *ETSU | 4 p.m. |
| F21 | *at UNCG | 7 p.m. |
| F24 | *at VMI | 1 p.m. |
| F28 | *FURMAN | 7 p.m. |
| M2 | *at Chattanooga | 2 p.m. |
| M8-11 | at Ingles SoCon Championship (Asheville, N.C.) | |

^ - Southeast Triangular



Wofford
(6-5, 0-0 SoCon)

| | | |
|-------|--|---------------|
| N6 | BREYARD | W, 85-68 |
| N11 | HIGH POINT | W, 99-98 |
| N14 | at Tennessee | L, 61-82 |
| N19 | at Virginia Tech | L, 76-98 |
| N24 | vs. Canisius ^ | L, 67-76 |
| N25 | vs. UNC Asheville ^ | L, 82-85 (OT) |
| N26 | vs. Lipscomb ^ | L, 78-85 |
| D2 | at Middle Tennessee | W, 74-64 (OT) |
| D6 | at Gardner-Webb | W, 81-66 |
| D9 | at Coastal Carolina | W, 88-80 |
| D17 | KENTUCKY CHRISTIAN | W, 105-54 |
| D20 | at Oklahoma State | 3 p.m. |
| D29 | SOUTHERN WESLEYAN | 2 p.m. |
| J3 | *VMI | 7 p.m. |
| J6 | *at Western Carolina | 4 p.m. |
| J10 | *at Mercer | 7 p.m. |
| J13 | *at The Citadel | 1 p.m. |
| J17 | *ETSU | 7 p.m. |
| J20 | *at UNCG | 4 p.m. |
| J24 | *CHATTANOOGA | 7 p.m. |
| J27 | *FURMAN | 7 p.m. |
| J31 | *at Samford | 7:30 p.m. |
| F3 | *WESTERN CAROLINA | 4 p.m. |
| F7 | *at ETSU | 7 p.m. |
| F10 | *THE CITADEL | 7 p.m. |
| F14 | *MERCER | 7 p.m. |
| F17 | *UNCG | 7 p.m. |
| F21 | *at Chattanooga | 7 p.m. |
| F24 | *at Furman | 2 p.m. |
| F28 | *SAMFORD | 7 p.m. |
| M2 | *at VMI | 1 p.m. |
| M8-11 | at Ingles SoCon Championship (Asheville, N.C.) | |

^ - Northern Classic (Montreal, Quebec)

Southern Conference men's basketball media relations information

| | | |
|--|--|--|
| <p>The Citadel (CitadelSports.com) Ryan Ilardi (rilardi@citadel.edu) Office: 843-953-1639</p> <p>ETSU (ETSUBucs.com) Kevin Brown (brownk@etsu.edu) Office: 423-439-5263</p> <p>Furman (FurmanPaladins.com) Jordan Caskey (jordan.caskey@furman.edu) Office: 864-294-3065</p> <p>Mercer (MercerBears.com) Makenzie Jones (jones_m@mercer.edu) Office: 478-301-5218</p> <p>UNCG (UNCGSpartans.com) Denise Archetto (d_archetto@uncg.edu) Office: 770-598-2901</p> <p>Samford (SamfordSports.com) Joey Mullins (jimmulli1@samford.edu) Office: 205-726-4217</p> | <p>Chattanooga (GoMocs.com) Corey Belonzi (corey-belonzi@utc.edu) Office: 423-425-2116</p> <p>VMI (VMIKeydets.com) Daniel Whitehead (whiteheadk@vmi.edu) Office: 540-464-7514</p> <p>Western Carolina (CatamountSports.com) Daniel Hooker (dhooker@email.wcu.edu) Office: 828-227-2339</p> <p>Wofford (WoffordTerriers.com) Tyler Zaubi (zaubitg@wofford.edu) Office: 864-597-4092</p> <p>Southern Conference (SoConSports.com) Ralan Wardlaw (rwardlaw@socon.org) Office: 864-591-5100 // Cell: 864-941-6276</p> | |
|--|--|--|

2023-24 Southern Conference
CONFERENCE BASKETBALL STATISTICS
Through games of Dec 18, 2023 (All games)

| SCORING OFFENSE | G | W-L | Pts | Avg/G |
|---------------------|----|------|------|-------|
| 1. Samford | 11 | 9-2 | 1007 | 91.5 |
| 2. Furman | 11 | 5-6 | 951 | 86.5 |
| 3. Wofford | 11 | 6-5 | 896 | 81.5 |
| 4. Chattanooga | 10 | 7-3 | 807 | 80.7 |
| 5. UNCG | 10 | 8-2 | 786 | 78.6 |
| 6. Western Carolina | 10 | 8-2 | 765 | 76.5 |
| 7. ETSU | 10 | 6-4 | 718 | 71.8 |
| 8. The Citadel | 11 | 6-5 | 783 | 71.2 |
| 9. VMI | 12 | 2-10 | 822 | 68.5 |
| 10. Mercer | 10 | 4-6 | 654 | 65.4 |

| SCORING DEFENSE | G | Pts | Avg/G |
|---------------------|----|-----|-------|
| 1. The Citadel | 11 | 730 | 66.4 |
| 2. ETSU | 10 | 673 | 67.3 |
| 3. Chattanooga | 10 | 675 | 67.5 |
| 4. Western Carolina | 10 | 687 | 68.7 |
| 5. UNCG | 10 | 708 | 70.8 |
| 6. Mercer | 10 | 723 | 72.3 |
| 7. VMI | 12 | 870 | 72.5 |
| 8. Samford | 11 | 849 | 77.2 |
| 9. Wofford | 11 | 856 | 77.8 |
| 10. Furman | 11 | 902 | 82.0 |

| SCORING MARGIN | G | Offense | Defense | Margin |
|---------------------|----|---------|---------|--------|
| 1. Samford | 11 | 91.5 | 77.2 | +14.4 |
| 2. Chattanooga | 10 | 80.7 | 67.5 | +13.2 |
| 3. UNCG | 10 | 78.6 | 70.8 | +7.8 |
| 4. Western Carolina | 10 | 76.5 | 68.7 | +7.8 |
| 5. The Citadel | 11 | 71.2 | 66.4 | +4.8 |
| 6. ETSU | 10 | 71.8 | 67.3 | +4.5 |
| 7. Furman | 11 | 86.5 | 82.0 | +4.5 |
| 8. Wofford | 11 | 81.5 | 77.8 | +3.6 |
| 9. VMI | 12 | 68.5 | 72.5 | -4.0 |
| 10. Mercer | 10 | 65.4 | 72.3 | -6.9 |

| FREE THROW PCT | G | FTM | FTA | Pct. |
|---------------------|----|-----|-----|------|
| 1. Samford | 11 | 183 | 240 | .763 |
| 2. Chattanooga | 10 | 152 | 206 | .738 |
| 3. UNCG | 10 | 128 | 177 | .723 |
| 4. The Citadel | 11 | 156 | 216 | .722 |
| 5. Furman | 11 | 160 | 224 | .714 |
| 6. ETSU | 10 | 138 | 196 | .704 |
| 7. Western Carolina | 10 | 117 | 173 | .676 |
| 8. Wofford | 11 | 140 | 217 | .645 |
| 9. VMI | 12 | 109 | 169 | .645 |
| 10. Mercer | 10 | 109 | 172 | .634 |

| FIELD GOAL PERCENTAGE | G | FGM | FGA | Pct. |
|-----------------------|----|-----|-----|------|
| 1. Samford | 11 | 353 | 724 | .488 |
| 2. Western Carolina | 10 | 287 | 595 | .482 |
| 3. Chattanooga | 10 | 274 | 577 | .475 |
| 4. Wofford | 11 | 324 | 683 | .474 |
| 5. Furman | 11 | 337 | 714 | .472 |
| 6. UNCG | 10 | 278 | 605 | .460 |
| 7. The Citadel | 11 | 277 | 617 | .449 |
| 8. VMI | 12 | 314 | 716 | .439 |
| 9. Mercer | 10 | 240 | 560 | .429 |
| 10. ETSU | 10 | 248 | 616 | .403 |

| FIELD GOAL PCT DEFENSE | G | FGM | FGA | Pct. |
|------------------------|----|-----|-----|------|
| 1. UNCG | 10 | 236 | 596 | .396 |
| 2. Chattanooga | 10 | 252 | 613 | .411 |
| 3. ETSU | 10 | 236 | 570 | .414 |
| 4. VMI | 12 | 306 | 734 | .417 |
| 5. Western Carolina | 10 | 244 | 575 | .424 |
| 6. The Citadel | 11 | 275 | 644 | .427 |
| 7. Wofford | 11 | 287 | 667 | .430 |
| 8. Samford | 11 | 282 | 655 | .431 |
| 9. Furman | 11 | 333 | 701 | .475 |
| 10. Mercer | 10 | 247 | 513 | .481 |

| 3-POINT FG PCT | G | 3FGM | 3FGA | Pct. |
|---------------------|----|------|------|------|
| 1. Samford | 11 | 118 | 295 | .400 |
| 2. UNCG | 10 | 102 | 268 | .381 |
| 3. Wofford | 11 | 108 | 308 | .351 |
| 4. Chattanooga | 10 | 107 | 308 | .347 |
| 5. Western Carolina | 10 | 74 | 215 | .344 |
| 6. Furman | 11 | 117 | 346 | .338 |
| 7. The Citadel | 11 | 73 | 218 | .335 |
| 8. VMI | 12 | 85 | 258 | .329 |
| 9. Mercer | 10 | 65 | 198 | .328 |
| 10. ETSU | 10 | 84 | 262 | .321 |

| 3-POINT FG PCT DEFENSE | G | 3FGM | 3FGA | Pct. |
|------------------------|----|------|------|------|
| 1. Chattanooga | 10 | 73 | 243 | .300 |
| 2. VMI | 12 | 91 | 301 | .302 |
| 3. ETSU | 10 | 60 | 196 | .306 |
| 4. The Citadel | 11 | 73 | 230 | .317 |
| 5. UNCG | 10 | 87 | 267 | .326 |
| 6. Wofford | 11 | 90 | 275 | .327 |
| 7. Samford | 11 | 81 | 238 | .340 |
| 8. Western Carolina | 10 | 59 | 167 | .353 |
| 9. Furman | 11 | 86 | 238 | .361 |
| 10. Mercer | 10 | 65 | 173 | .376 |

| REBOUNDING OFFENSE | G | Rebounds | Avg/G |
|---------------------|----|----------|-------|
| 1. VMI | 12 | 478 | 39.8 |
| 2. Furman | 11 | 436 | 39.6 |
| 3. Chattanooga | 10 | 396 | 39.6 |
| 4. Wofford | 11 | 433 | 39.4 |
| 5. ETSU | 10 | 393 | 39.3 |
| 6. Samford | 11 | 426 | 38.7 |
| 7. Western Carolina | 10 | 379 | 37.9 |
| 8. The Citadel | 11 | 414 | 37.6 |
| 9. UNCG | 10 | 369 | 36.9 |
| 10. Mercer | 10 | 321 | 32.1 |

| REBOUNDING DEFENSE | G | Rebounds | Avg/G |
|---------------------|----|----------|-------|
| 1. The Citadel | 11 | 345 | 31.4 |
| 2. Chattanooga | 10 | 317 | 31.7 |
| 3. Western Carolina | 10 | 324 | 32.4 |
| 4. Wofford | 11 | 367 | 33.4 |
| 5. Mercer | 10 | 339 | 33.9 |
| 6. Furman | 11 | 378 | 34.4 |
| 7. VMI | 12 | 427 | 35.6 |
| 8. Samford | 11 | 395 | 35.9 |
| 9. UNCG | 10 | 362 | 36.2 |
| 10. ETSU | 10 | 377 | 37.7 |

2023-24 Southern Conference
CONFERENCE BASKETBALL STATISTICS
Through games of Dec 18, 2023 (All games)

| REBOUNDING MARGIN | G | Team | Avg. | Opp. | Avg. | Margin |
|-------------------|----|------------------|------|------|------|--------|
| 1. | 10 | Chattanooga | 39.6 | 317 | 31.7 | +7.9 |
| 2. | 11 | The Citadel | 37.6 | 345 | 31.4 | +6.3 |
| 3. | 11 | Wofford | 39.4 | 367 | 33.4 | +6.0 |
| 4. | 10 | Western Carolina | 37.9 | 324 | 32.4 | +5.5 |
| 5. | 11 | Furman | 39.6 | 378 | 34.4 | +5.3 |
| 6. | 12 | VMI | 39.8 | 427 | 35.6 | +4.2 |
| 7. | 11 | Samford | 38.7 | 395 | 35.9 | +2.8 |
| 8. | 10 | ETSU | 39.3 | 377 | 37.7 | +1.6 |
| 9. | 10 | UNCG | 36.9 | 362 | 36.2 | +0.7 |
| 10. | 10 | Mercer | 32.1 | 339 | 33.9 | -1.8 |

| BLOCKED SHOTS | G | No. | Avg/G |
|---------------|----|------------------|-------|
| 1. | 11 | Samford | 4.4 |
| 2. | 10 | ETSU | 4.1 |
| 3. | 10 | Chattanooga | 3.7 |
| 4. | 11 | Wofford | 3.3 |
| 5. | 11 | The Citadel | 3.2 |
| 6. | 11 | Furman | 3.0 |
| | 10 | Mercer | 3.0 |
| 8. | 10 | Western Carolina | 2.8 |
| 9. | 12 | VMI | 2.3 |
| 10. | 10 | UNCG | 2.2 |

| ASSISTS | G | No. | Avg/G |
|---------|----|------------------|-------|
| 1. | 11 | Samford | 20.6 |
| 2. | 11 | Furman | 19.3 |
| 3. | 11 | Wofford | 17.0 |
| 4. | 10 | UNCG | 14.2 |
| | 10 | Chattanooga | 14.2 |
| 6. | 10 | Mercer | 12.7 |
| 7. | 10 | Western Carolina | 11.7 |
| 8. | 10 | ETSU | 11.6 |
| 9. | 12 | VMI | 10.9 |
| 10. | 11 | The Citadel | 10.9 |

| STEALS | G | No. | Avg/G |
|--------|----|------------------|-------|
| 1. | 11 | Samford | 11.7 |
| 2. | 11 | Furman | 7.8 |
| 3. | 10 | ETSU | 7.8 |
| 4. | 10 | Mercer | 6.8 |
| 5. | 10 | UNCG | 6.6 |
| 6. | 10 | Chattanooga | 6.0 |
| 7. | 11 | The Citadel | 5.0 |
| 8. | 12 | VMI | 4.8 |
| 9. | 10 | Western Carolina | 3.9 |
| 10. | 11 | Wofford | 3.8 |

| TURNOVER MARGIN | G | Team | Avg. | Opp. | Avg. | Margin |
|-----------------|----|------------------|------|------|------|--------|
| 1. | 11 | Samford | 15.2 | 203 | 18.5 | +3.3 |
| 2. | 10 | ETSU | 12.7 | 145 | 14.5 | +1.8 |
| 3. | 10 | UNCG | 9.7 | 111 | 11.1 | +1.4 |
| 4. | 10 | Mercer | 12.3 | 129 | 12.9 | +0.6 |
| 5. | 10 | Western Carolina | 10.6 | 99 | 9.9 | -0.7 |
| 6. | 10 | Chattanooga | 13.1 | 117 | 11.7 | -1.4 |
| 7. | 11 | The Citadel | 11.5 | 111 | 10.1 | -1.5 |
| 8. | 11 | Furman | 14.9 | 141 | 12.8 | -2.1 |
| 9. | 11 | Wofford | 12.6 | 105 | 9.5 | -3.1 |
| 10. | 12 | VMI | 16.6 | 137 | 11.4 | -5.2 |

| ASSIST/TURNOVER RATIO | G | Ast. | Avg. | T/O | Avg. | Ratio |
|-----------------------|----|------------------|------|-----|------|-------|
| 1. | 10 | UNCG | 14.2 | 97 | 9.7 | 1.5 |
| 2. | 11 | Samford | 20.6 | 167 | 15.2 | 1.4 |
| 3. | 11 | Wofford | 17.0 | 139 | 12.6 | 1.3 |
| 4. | 11 | Furman | 19.3 | 164 | 14.9 | 1.3 |
| 5. | 10 | Western Carolina | 11.7 | 106 | 10.6 | 1.1 |
| 6. | 10 | Chattanooga | 14.2 | 131 | 13.1 | 1.1 |
| 7. | 10 | Mercer | 12.7 | 123 | 12.3 | 1.0 |
| 8. | 11 | The Citadel | 10.9 | 127 | 11.5 | 0.9 |
| 9. | 10 | ETSU | 11.6 | 127 | 12.7 | 0.9 |
| 10. | 12 | VMI | 10.9 | 199 | 16.6 | 0.7 |

| OFFENSIVE REBOUNDS | G | No. | Avg/G |
|--------------------|----|------------------|-------|
| 1. | 10 | ETSU | 13.3 |
| 2. | 11 | Samford | 13.0 |
| 3. | 11 | Furman | 11.5 |
| 4. | 12 | VMI | 11.3 |
| 5. | 11 | Wofford | 10.9 |
| 6. | 11 | The Citadel | 10.4 |
| 7. | 10 | Chattanooga | 10.3 |
| 8. | 10 | Mercer | 10.2 |
| 9. | 10 | UNCG | 10.1 |
| 10. | 10 | Western Carolina | 9.6 |

| DEFENSIVE REBOUNDS | G | No. | Avg/G |
|--------------------|----|------------------|-------|
| 1. | 10 | Chattanooga | 29.3 |
| 2. | 12 | VMI | 28.6 |
| 3. | 11 | Wofford | 28.5 |
| 4. | 10 | Western Carolina | 28.3 |
| 5. | 11 | Furman | 28.1 |
| 6. | 11 | The Citadel | 27.3 |
| 7. | 10 | UNCG | 26.8 |
| 8. | 10 | ETSU | 26.0 |
| 9. | 11 | Samford | 25.7 |
| 10. | 10 | Mercer | 21.9 |

| DEFENSIVE REB PCT. | G | D-Reb | Opp. OR | D-Reb% |
|--------------------|----|-------|---------|--------|
| 1. | 11 | 300 | 84 | .781 |
| 2. | 10 | 283 | 86 | .767 |
| 3. | 11 | 309 | 94 | .767 |
| 4. | 11 | 313 | 96 | .765 |
| 5. | 10 | 293 | 99 | .747 |
| 6. | 12 | 343 | 131 | .724 |
| 7. | 10 | 219 | 85 | .720 |
| 8. | 10 | 260 | 107 | .708 |
| 9. | 10 | 268 | 113 | .703 |
| 10. | 11 | 283 | 133 | .680 |

| OFFENSIVE REB PCT. | G | O-Reb | Opp. DR | O-Reb% |
|--------------------|----|-------|---------|--------|
| 1. | 11 | 143 | 262 | .353 |
| 2. | 10 | 133 | 270 | .330 |
| 3. | 10 | 103 | 218 | .321 |
| 4. | 12 | 135 | 296 | .313 |
| 5. | 11 | 127 | 284 | .309 |
| 6. | 11 | 120 | 271 | .307 |
| 7. | 11 | 114 | 261 | .304 |
| 8. | 10 | 101 | 249 | .289 |
| 9. | 10 | 96 | 238 | .287 |
| 10. | 10 | 102 | 254 | .287 |

2023-24 Southern Conference
CONFERENCE BASKETBALL STATISTICS
Through games of Dec 18, 2023 (All games)

| 3-POINT FG MADE | G | No. | Avg/G |
|---------------------|----|-----|-------|
| 1. Samford | 11 | 118 | 10.7 |
| 2. Chattanooga | 10 | 107 | 10.7 |
| 3. Furman | 11 | 117 | 10.6 |
| 4. UNCG | 10 | 102 | 10.2 |
| 5. Wofford | 11 | 108 | 9.8 |
| 6. ETSU | 10 | 84 | 8.4 |
| 7. Western Carolina | 10 | 74 | 7.4 |
| 8. VMI | 12 | 85 | 7.1 |
| 9. The Citadel | 11 | 73 | 6.6 |
| 10. Mercer | 10 | 65 | 6.5 |

2023-24 Southern Conference
CONFERENCE BASKETBALL STATISTICS
Through games of Dec 18, 2023 (All games)

| Team | Conference | Pct. | PF | PA | Overall | Pct. | PF | PA | Current unbeaten streak |
|------------------|------------|------|-----|-----|---------|------|------|------|-------------------------|
| Samford | 0-0 | .000 | 0.0 | 0.0 | 9-2 | .818 | 91.5 | 77.2 | Samford -- 9 |
| UNCG | 0-0 | .000 | 0.0 | 0.0 | 8-2 | .800 | 78.6 | 70.8 | Wofford -- 4 |
| Western Carolina | 0-0 | .000 | 0.0 | 0.0 | 8-2 | .800 | 76.5 | 68.7 | ETSU -- 3 |
| Chattanooga | 0-0 | .000 | 0.0 | 0.0 | 7-3 | .700 | 80.7 | 67.5 | Western Carolina -- 2 |
| ETSU | 0-0 | .000 | 0.0 | 0.0 | 6-4 | .600 | 71.8 | 67.3 | Chattanooga -- 2 |
| Wofford | 0-0 | .000 | 0.0 | 0.0 | 6-5 | .545 | 81.5 | 77.8 | Mercer -- 2 |
| The Citadel | 0-0 | .000 | 0.0 | 0.0 | 6-5 | .545 | 71.2 | 66.4 | |
| Furman | 0-0 | .000 | 0.0 | 0.0 | 5-6 | .455 | 86.5 | 82.0 | |
| Mercer | 0-0 | .000 | 0.0 | 0.0 | 4-6 | .400 | 65.4 | 72.3 | |
| VMI | 0-0 | .000 | 0.0 | 0.0 | 2-10 | .167 | 68.5 | 72.5 | |

| TEAM SUMMARIES | G | PF-PA | Avg score | Margin | FG-FGA | Pct. | 3FG-FGA | Pct. | FT-FTA | Pct. | RebF | RebA | Margin |
|------------------|----|----------|-----------|--------|---------|------|---------|------|---------|------|------|------|--------|
| Chattanooga | 10 | 807-675 | 80.7-67.5 | +13.2 | 274-577 | .475 | 107-308 | .347 | 152-206 | .738 | 396 | 317 | +7.9 |
| ETSU | 10 | 718-673 | 71.8-67.3 | +4.5 | 248-616 | .403 | 84-262 | .321 | 138-196 | .704 | 393 | 377 | +1.6 |
| Furman | 11 | 951-902 | 86.5-82.0 | +4.5 | 337-714 | .472 | 117-346 | .338 | 160-224 | .714 | 436 | 378 | +5.3 |
| Mercer | 10 | 654-723 | 65.4-72.3 | -6.9 | 240-560 | .429 | 65-198 | .328 | 109-172 | .634 | 321 | 339 | -1.8 |
| Samford | 11 | 1007-849 | 91.5-77.2 | +14.4 | 353-724 | .488 | 118-295 | .400 | 183-240 | .763 | 426 | 395 | +2.8 |
| The Citadel | 11 | 783-730 | 71.2-66.4 | +4.8 | 277-617 | .449 | 73-218 | .335 | 156-216 | .722 | 414 | 345 | +6.3 |
| UNCG | 10 | 786-708 | 78.6-70.8 | +7.8 | 278-605 | .460 | 102-268 | .381 | 128-177 | .723 | 369 | 362 | +0.7 |
| VMI | 12 | 822-870 | 68.5-72.5 | -4.0 | 314-716 | .439 | 85-258 | .329 | 109-169 | .645 | 478 | 427 | +4.2 |
| Western Carolina | 10 | 765-687 | 76.5-68.7 | +7.8 | 287-595 | .482 | 74-215 | .344 | 117-173 | .676 | 379 | 324 | +5.5 |
| Wofford | 11 | 896-856 | 81.5-77.8 | +3.6 | 324-683 | .474 | 108-308 | .351 | 140-217 | .645 | 433 | 367 | +6.0 |

| ATTENDANCE | Home | Average | Away | Average | Neutral | Average | Total | Average |
|------------------|----------|---------|-----------|---------|----------|---------|------------|---------|
| Chattanooga | 6-17771 | 2962 | 4-15801 | 3950 | 0-0 | 0 | 10-33572 | 3357 |
| ETSU | 4-13715 | 3429 | 5-12453 | 2491 | 1-597 | 597 | 10-26765 | 2676 |
| Furman | 4-6688 | 1672 | 5-26797 | 5359 | 2-2635 | 1318 | 11-36120 | 3284 |
| Mercer | 4-7015 | 1754 | 4-17682 | 4420 | 2-250 | 125 | 10-24947 | 2495 |
| Samford | 9-11159 | 1240 | 2-21990 | 10995 | 0-0 | 0 | 11-33149 | 3014 |
| The Citadel | 4-7268 | 1817 | 5-21171 | 4234 | 2-51 | 26 | 11-28490 | 2590 |
| UNCG | 4-6169 | 1542 | 3-28308 | 9436 | 3-939 | 313 | 10-35416 | 3542 |
| VMI | 4-7086 | 1772 | 6-21080 | 3513 | 2-2239 | 1120 | 12-30405 | 2534 |
| Western Carolina | 4-8262 | 2066 | 6-12967 | 2161 | 0-0 | 0 | 10-21229 | 2123 |
| Wofford | 3-2788 | 929 | 5-25440 | 5088 | 3-7700 | 2567 | 11-35928 | 3266 |
| Totals | 46-87921 | 1911 | 45-203689 | 4526 | 15-14411 | 961 | 106-306021 | 2887 |

2023-24 Southern Conference
INDIVIDUAL BASKETBALL STATISTICS
Through games of Dec 18, 2023 (All games)

To be ranked, a player must appear in at least 75.0% of their team's games.

| SCORING | | | | | | | | REBOUNDING | | | | | | | |
|-----------------------------|----|----|----|-----|----|-----|-------|-----------------------------|----|----|-----|-----|-------|-------|--|
| | Cl | G | FG | 3FG | FT | Pts | Avg/G | | Cl | G | Off | Def | Total | Avg/G | |
| 1. Vonterius Woolbright-WCU | Sr | 10 | 77 | 3 | 58 | 215 | 21.5 | 1. Vonterius Woolbright-WCU | Sr | 10 | 18 | 100 | 118 | 11.8 | |
| 2. Mikeal Brown-Jones-UNCG | Sr | 9 | 61 | 7 | 49 | 178 | 19.8 | 2. Sam Alexis-UTC | So | 10 | 29 | 76 | 105 | 10.5 | |
| 3. JP Pegues-FUR | Jr | 10 | 55 | 29 | 42 | 181 | 18.1 | 3. Taeshaud Jackson-VMI | So | 12 | 36 | 85 | 121 | 10.1 | |
| 4. Honor Huff-UTC | So | 10 | 55 | 34 | 32 | 176 | 17.6 | 4. Quenti Millora-Brown-CIT | | 11 | 37 | 65 | 102 | 9.3 | |
| 5. AJ Smith-CIT | So | 11 | 64 | 14 | 41 | 183 | 16.6 | 5. Kyler Filewich-WOF | Sr | 11 | 30 | 59 | 89 | 8.1 | |
| 6. Ebby Asamoah-ETSU | Sr | 9 | 47 | 31 | 21 | 146 | 16.2 | 6. Mikeal Brown-Jones-UNCG | Sr | 9 | 22 | 45 | 67 | 7.4 | |
| 7. Brennan Watkins-VMI | Jr | 10 | 49 | 24 | 29 | 151 | 15.1 | 7. Jaden Seymour-ETSU | Jr | 10 | 21 | 48 | 69 | 6.9 | |
| 8. Dillon Bailey-WOF | Jr | 11 | 48 | 26 | 44 | 166 | 15.1 | 8. Winston Hill-CIT | Sr | 11 | 15 | 60 | 75 | 6.8 | |
| 9. Corey Tripp-WOF | Jr | 11 | 65 | 19 | 13 | 162 | 14.7 | 9. Achor Achor-SAM | Jr | 11 | 29 | 43 | 72 | 6.5 | |
| 10. Achor Achor-SAM | Jr | 11 | 60 | 6 | 34 | 160 | 14.5 | 10. Stephen Olowoniyi-VMI | Fr | 12 | 21 | 55 | 76 | 6.3 | |
| 11. Keyshaun Langley-UNCG | Sr | 9 | 41 | 20 | 27 | 129 | 14.3 | 11. Karon Boyd-ETSU | So | 10 | 27 | 36 | 63 | 6.3 | |
| 12. Jalyn McCreary-MER | Sr | 9 | 46 | 1 | 27 | 120 | 13.3 | 12. Jeremy Lorenz-WOF | Fr | 11 | 21 | 46 | 67 | 6.1 | |
| 13. Quimari Peterson-ETSU | Jr | 10 | 50 | 10 | 23 | 133 | 13.3 | 13. Jady Parker-ETSU | Jr | 10 | 24 | 36 | 60 | 6.0 | |
| 14. A.J. Staton-McCray-SAM | Jr | 11 | 50 | 15 | 30 | 145 | 13.2 | 14. Randy Brady-UTC | So | 10 | 11 | 47 | 58 | 5.8 | |
| 15. Jan Zidek-UTC | Sr | 10 | 40 | 13 | 37 | 130 | 13.0 | 15. Tyrese Hughey-FUR | Jr | 9 | 17 | 32 | 49 | 5.4 | |
| 16. Donovan Atwell-UNCG | So | 10 | 39 | 30 | 18 | 126 | 12.6 | 16. Tyler Millin-UTC | Sr | 10 | 13 | 41 | 54 | 5.4 | |
| 17. Sam Alexis-UTC | So | 10 | 52 | 7 | 12 | 123 | 12.3 | 17. Corey Tripp-WOF | Jr | 11 | 11 | 47 | 58 | 5.3 | |
| 18. Koree Cotton-VMI | Fr | 12 | 52 | 20 | 23 | 147 | 12.3 | 18. Jalyn McCreary-MER | Sr | 9 | 18 | 29 | 47 | 5.2 | |
| 19. DJ Campbell-WCU | So | 10 | 49 | 6 | 15 | 119 | 11.9 | 19. Jalen Breath-UNCG | So | 10 | 20 | 27 | 47 | 4.7 | |
| Jaden Seymour-ETSU | Jr | 10 | 39 | 12 | 29 | 119 | 11.9 | 20. Garrett Hien-FUR | Sr | 11 | 10 | 41 | 51 | 4.6 | |
| 21. PJay Smith-FUR | Jr | 11 | 45 | 28 | 11 | 129 | 11.7 | | | | | | | | |
| Elijah Morgan-CIT | Sr | 11 | 40 | 27 | 22 | 129 | 11.7 | | | | | | | | |
| 23. Tre Jackson-WCU | Sr | 10 | 40 | 27 | 9 | 116 | 11.6 | | | | | | | | |
| 24. Tyran Cook-VMI | Fr | 12 | 55 | 13 | 14 | 137 | 11.4 | | | | | | | | |
| 25. Russell Jones Jr.-WCU | Sr | 9 | 35 | 22 | 6 | 98 | 10.9 | | | | | | | | |
| 26. Myles Che-UTC | Fr | 10 | 36 | 8 | 26 | 106 | 10.6 | | | | | | | | |
| 27. Kobe Langley-UNCG | Sr | 10 | 40 | 15 | 10 | 105 | 10.5 | | | | | | | | |
| 28. Robby Carmody-MER | Sr | 10 | 34 | 13 | 22 | 103 | 10.3 | | | | | | | | |
| 29. Tyler Millin-UTC | Sr | 10 | 32 | 12 | 26 | 102 | 10.2 | | | | | | | | |
| 30. Kyler Filewich-WOF | Sr | 11 | 50 | 0 | 10 | 110 | 10.0 | | | | | | | | |

| FIELD GOAL PCT | | | | | | ASSISTS | | | | |
|------------------------------|----|----|-----|-----|------|-----------------------------|----|----|-----|-------|
| | Cl | G | FGM | FGA | Pct. | | Cl | G | No. | Avg/G |
| 1. Kyler Filewich-WOF | Sr | 11 | 50 | 78 | .641 | 1. JP Pegues-FUR | Jr | 10 | 62 | 6.2 |
| 2. DJ Nussbaum-VMI | Sr | 12 | 37 | 59 | .627 | 2. Kobe Langley-UNCG | Sr | 10 | 60 | 6.0 |
| 3. Sam Alexis-UTC | So | 10 | 52 | 83 | .627 | 3. Vonterius Woolbright-WCU | Sr | 10 | 52 | 5.2 |
| 4. Chase Cormier-WOF | So | 10 | 31 | 53 | .585 | 4. Rylan Jones-SAM | Sr | 11 | 48 | 4.4 |
| 5. Mikeal Brown-Jones-UNCG | Sr | 9 | 61 | 105 | .581 | 5. Corey Tripp-WOF | Jr | 11 | 42 | 3.8 |
| 6. Achor Achor-SAM | Jr | 11 | 60 | 104 | .577 | 6. Carter Whitt-FUR | Jr | 11 | 41 | 3.7 |
| 7. Stephen Olowoniyi-VMI | Fr | 12 | 38 | 68 | .559 | 7. Quimari Peterson-ETSU | Jr | 10 | 37 | 3.7 |
| 8. DJ Campbell-WCU | So | 10 | 49 | 88 | .557 | 8. Madison Durr-CIT | So | 11 | 38 | 3.5 |
| 9. Myles Che-UTC | Fr | 10 | 36 | 66 | .545 | 9. PJay Smith-FUR | Jr | 11 | 36 | 3.3 |
| 10. Jeremy Lorenz-WOF | Fr | 11 | 37 | 72 | .514 | 10. Dallas Graziani-SAM | Jr | 11 | 35 | 3.2 |
| 11. Jan Zidek-UTC | Sr | 10 | 40 | 78 | .513 | 11. Josh Holloway-SAM | Fr | 11 | 34 | 3.1 |
| 12. AJ Smith-CIT | So | 11 | 64 | 126 | .508 | 12. Brennan Watkins-VMI | Jr | 10 | 29 | 2.9 |
| 13. Robby Carmody-MER | Sr | 10 | 34 | 67 | .507 | Anthony Benard-MER | Fr | 10 | 29 | 2.9 |
| 14. Garrett Hien-FUR | Sr | 11 | 35 | 69 | .507 | Honor Huff-UTC | So | 10 | 29 | 2.9 |
| 15. Quenti Millora-Brown-CIT | | 11 | 36 | 71 | .507 | 15. Myles Che-UTC | Fr | 10 | 27 | 2.7 |

2023-24 Southern Conference
INDIVIDUAL BASKETBALL STATISTICS
Through games of Dec 18, 2023 (All games)

| FREE THROW PCT | | | | | |
|---------------------------|----|----|-----|-----|------|
| | Cl | G | FTM | FTA | Pct. |
| 1. Elijah Morgan-CIT | Sr | 11 | 22 | 24 | .917 |
| 2. Brennan Watkins-VMI | Jr | 10 | 29 | 32 | .906 |
| 3. Madison Durr-CIT | So | 11 | 28 | 31 | .903 |
| 4. Tyler Millin-UTC | Sr | 10 | 26 | 29 | .897 |
| 5. A.J. Staton-McCray-SAM | Jr | 11 | 30 | 34 | .882 |
| 6. Jaden Campbell-SAM | Sr | 10 | 22 | 25 | .880 |
| 7. JP Pegues-FUR | Jr | 10 | 42 | 49 | .857 |
| 8. Keyshaun Langley-UNCG | Sr | 9 | 27 | 32 | .844 |
| 9. Jan Zidek-UTC | Sr | 10 | 37 | 45 | .822 |
| 10. Jady Parker-ETSU | Jr | 10 | 21 | 26 | .808 |
| 11. AJ Smith-CIT | So | 11 | 41 | 51 | .804 |
| 12. Quimari Peterson-ETSU | Jr | 10 | 23 | 29 | .793 |
| 13. Myles Che-UTC | Fr | 10 | 26 | 33 | .788 |
| 14. Jaden Seymour-ETSU | Jr | 10 | 29 | 37 | .784 |
| 15. Achor Achor-SAM | Jr | 11 | 34 | 44 | .773 |

| STEALS | | | | |
|---------------------------|----|----|-----|-------|
| | Cl | G | No. | Avg/G |
| 1. Kobe Langley-UNCG | Sr | 10 | 22 | 2.2 |
| 2. Quimari Peterson-ETSU | Jr | 10 | 19 | 1.9 |
| 3. A.J. Staton-McCray-SAM | Jr | 11 | 19 | 1.7 |
| 4. Keyshaun Langley-UNCG | Sr | 9 | 15 | 1.7 |
| 5. Honor Huff-UTC | So | 10 | 16 | 1.6 |
| 6. Jalyn McCreary-MER | Sr | 9 | 14 | 1.6 |
| 7. Carter Whitt-FUR | Jr | 11 | 17 | 1.5 |
| 8. JP Pegues-FUR | Jr | 10 | 15 | 1.5 |
| 9. Myles Che-UTC | Fr | 10 | 13 | 1.3 |
| 10. Dallas Graziani-SAM | Jr | 11 | 13 | 1.2 |
| Achor Achor-SAM | Jr | 11 | 13 | 1.2 |
| 12. Tre Jackson-WCU | Sr | 10 | 11 | 1.1 |
| 13. Garrett Hicks-SAM | Sr | 11 | 12 | 1.1 |
| Josh Holloway-SAM | Fr | 11 | 12 | 1.1 |
| 15. Taeshaud Jackson-VMI | So | 12 | 13 | 1.1 |

| 3-POINT FG PCT | | | | | |
|---------------------------|----|----|-----|-----|------|
| | Cl | G | 3FG | FGA | Pct. |
| 1. Chase Cormier-WOF | So | 10 | 20 | 37 | .541 |
| 2. Chandler Leopard-SAM | Sr | 11 | 17 | 32 | .531 |
| 3. Robby Carmody-MER | Sr | 10 | 13 | 27 | .481 |
| 4. Noah Melson-UTC | Fr | 10 | 14 | 30 | .467 |
| AJ Smith-CIT | So | 11 | 14 | 30 | .467 |
| 6. Jaden Campbell-SAM | Sr | 10 | 13 | 28 | .464 |
| 7. Tim Ceaser-UNCG | Sr | 10 | 11 | 25 | .440 |
| 8. Ebby Asamoah-ETSU | Sr | 9 | 31 | 72 | .431 |
| 9. A.J. Staton-McCray-SAM | Jr | 11 | 15 | 35 | .429 |
| 10. Russell Jones Jr.-WCU | Sr | 9 | 22 | 52 | .423 |
| Jeremy Lorenz-WOF | Fr | 11 | 11 | 26 | .423 |
| 12. PJay Smith-FUR | Jr | 11 | 28 | 67 | .418 |
| 13. Elijah Morgan-CIT | Sr | 11 | 27 | 66 | .409 |
| 14. Tyran Cook-VMI | Fr | 12 | 13 | 32 | .406 |
| 15. Donovan Atwell-UNCG | So | 10 | 30 | 75 | .400 |
| Brennan Watkins-VMI | Jr | 10 | 24 | 60 | .400 |
| Rylan Jones-SAM | Sr | 11 | 18 | 45 | .400 |

| 3-POINT FG MADE | | | | |
|---------------------------|----|----|-----|-------|
| | Cl | G | 3FG | Avg/G |
| 1. Ebby Asamoah-ETSU | Sr | 9 | 31 | 3.4 |
| 2. Honor Huff-UTC | So | 10 | 34 | 3.4 |
| 3. Donovan Atwell-UNCG | So | 10 | 30 | 3.0 |
| 4. JP Pegues-FUR | Jr | 10 | 29 | 2.9 |
| 5. Tre Jackson-WCU | Sr | 10 | 27 | 2.7 |
| 6. PJay Smith-FUR | Jr | 11 | 28 | 2.5 |
| 7. Elijah Morgan-CIT | Sr | 11 | 27 | 2.5 |
| 8. Russell Jones Jr.-WCU | Sr | 9 | 22 | 2.4 |
| 9. Brennan Watkins-VMI | Jr | 10 | 24 | 2.4 |
| 10. Dillon Bailey-WOF | Jr | 11 | 26 | 2.4 |
| 11. Keyshaun Langley-UNCG | Sr | 9 | 20 | 2.2 |
| 12. Chase Cormier-WOF | So | 10 | 20 | 2.0 |
| 13. Jake Davis-MER | Fr | 10 | 18 | 1.8 |
| 14. Corey Tripp-WOF | Jr | 11 | 19 | 1.7 |
| 15. Koree Cotton-VMI | Fr | 12 | 20 | 1.7 |

| BLOCKED SHOTS | | | | |
|---------------------------|----|----|-----|-------|
| | Cl | G | No. | Avg/G |
| 1. Sam Alexis-UTC | So | 10 | 22 | 2.2 |
| 2. Jady Parker-ETSU | Jr | 10 | 17 | 1.7 |
| 3. Achor Achor-SAM | Jr | 11 | 18 | 1.6 |
| Quenti Millora-Brown-CIT | | 11 | 18 | 1.6 |
| 5. Charles Lampten-WCU | Sr | 9 | 11 | 1.2 |
| Mikeal Brown-Jones-UNCG | Sr | 9 | 11 | 1.2 |
| 7. Jeremy Lorenz-WOF | Fr | 11 | 13 | 1.2 |
| 8. Jalyn McCreary-MER | Sr | 9 | 9 | 1.0 |
| 9. Kyler Filewich-WOF | Sr | 11 | 10 | 0.9 |
| Cooper Bowser-FUR | Fr | 11 | 10 | 0.9 |
| 11. Ebby Asamoah-ETSU | Sr | 9 | 7 | 0.8 |
| Corneilus Williams-WCU | Fr | 9 | 7 | 0.8 |
| 13. Stephen Olowoniyi-VMI | Fr | 12 | 8 | 0.7 |
| Braden Illic-ETSU | So | 9 | 6 | 0.7 |
| 15. Winston Hill-CIT | Sr | 11 | 7 | 0.6 |
| A.J. Staton-McCray-SAM | Jr | 11 | 7 | 0.6 |

| ASSIST/TURNOVER RATIO | | | | | |
|------------------------------|----|----|------|-----|-------|
| | Cl | G | Ast. | T/O | Ratio |
| 1. Corey Tripp-WOF | Jr | 11 | 42 | 12 | 3.5 |
| 2. Kobe Langley-UNCG | Sr | 10 | 60 | 19 | 3.2 |
| 3. Rylan Jones-SAM | Sr | 11 | 48 | 17 | 2.8 |
| 4. JP Pegues-FUR | Jr | 10 | 62 | 25 | 2.5 |
| 5. Dallas Graziani-SAM | Jr | 11 | 35 | 16 | 2.2 |
| 6. PJay Smith-FUR | Jr | 11 | 36 | 17 | 2.1 |
| 7. Quimari Peterson-ETSU | Jr | 10 | 37 | 18 | 2.1 |
| 8. Carter Whitt-FUR | Jr | 11 | 41 | 21 | 2.0 |
| 9. Madison Durr-CIT | So | 11 | 38 | 21 | 1.8 |
| 10. Josh Holloway-SAM | Fr | 11 | 34 | 20 | 1.7 |
| 11. Vonterius Woolbright-WCU | Sr | 10 | 52 | 32 | 1.6 |

2023-24 Southern Conference
INDIVIDUAL BASKETBALL STATISTICS
Through games of Dec 18, 2023 (All games)

| OFFENSIVE REBOUNDS | Cl | G | No. | Avg/G |
|------------------------------|----|----|-----|-------|
| 1. Quenti Millora-Brown-CIT | | 11 | 37 | 3.4 |
| 2. Taeshaud Jackson-VMI | So | 12 | 36 | 3.0 |
| 3. Sam Alexis-UTC | So | 10 | 29 | 2.9 |
| 4. Kyler Filewich-WOF | Sr | 11 | 30 | 2.7 |
| 5. Karon Boyd-ETSU | So | 10 | 27 | 2.7 |
| 6. Achor Achor-SAM | Jr | 11 | 29 | 2.6 |
| 7. Mikeal Brown-Jones-UNCG | Sr | 9 | 22 | 2.4 |
| 8. Jady Parker-ETSU | Jr | 10 | 24 | 2.4 |
| 9. Jaden Seymour-ETSU | Jr | 10 | 21 | 2.1 |
| 10. Jalen Breath-UNCG | So | 10 | 20 | 2.0 |
| Jalyn McCreary-MER | Sr | 9 | 18 | 2.0 |
| 12. Jeremy Lorenz-WOF | Fr | 11 | 21 | 1.9 |
| 13. Tyrese Hughey-FUR | Jr | 9 | 17 | 1.9 |
| Charles Lampten-WCU | Sr | 9 | 17 | 1.9 |
| 15. Vonterius Woolbright-WCU | Sr | 10 | 18 | 1.8 |

| DEFENSIVE REBOUNDS | Cl | G | No. | Avg/G |
|-----------------------------|----|----|-----|-------|
| 1. Vonterius Woolbright-WCU | Sr | 10 | 100 | 10.0 |
| 2. Sam Alexis-UTC | So | 10 | 76 | 7.6 |
| 3. Taeshaud Jackson-VMI | So | 12 | 85 | 7.1 |
| 4. Quenti Millora-Brown-CIT | | 11 | 65 | 5.9 |
| 5. Winston Hill-CIT | Sr | 11 | 60 | 5.5 |
| 6. Kyler Filewich-WOF | Sr | 11 | 59 | 5.4 |
| 7. Mikeal Brown-Jones-UNCG | Sr | 9 | 45 | 5.0 |
| 8. Jaden Seymour-ETSU | Jr | 10 | 48 | 4.8 |
| 9. Randy Brady-UTC | So | 10 | 47 | 4.7 |
| 10. Stephen Olowoniyi-VMI | Fr | 12 | 55 | 4.6 |
| 11. Corey Tripp-WOF | Jr | 11 | 47 | 4.3 |
| 12. Jeremy Lorenz-WOF | Fr | 11 | 46 | 4.2 |
| 13. Tyler Millin-UTC | Sr | 10 | 41 | 4.1 |
| DJ Campbell-WCU | So | 10 | 41 | 4.1 |
| 15. Achor Achor-SAM | Jr | 11 | 43 | 3.9 |

| MINUTES PLAYED | Cl | G | No. | Avg/G |
|-----------------------------|----|----|-----|-------|
| 1. JP Pegues-FUR | Jr | 10 | 348 | 34.8 |
| 2. Vonterius Woolbright-WCU | Sr | 10 | 342 | 34.2 |
| 3. Honor Huff-UTC | So | 10 | 328 | 32.8 |
| 4. Tre Jackson-WCU | Sr | 10 | 325 | 32.5 |
| 5. Quimari Peterson-ETSU | Jr | 10 | 320 | 32.0 |
| 6. Quenti Millora-Brown-CIT | | 11 | 344 | 31.3 |
| 7. Russell Jones Jr.-WCU | Sr | 9 | 279 | 31.0 |
| 8. Kobe Langley-UNCG | Sr | 10 | 308 | 30.8 |
| 9. Karon Boyd-ETSU | So | 10 | 307 | 30.7 |
| 10. Corey Tripp-WOF | Jr | 11 | 333 | 30.3 |
| 11. Madison Durr-CIT | So | 11 | 331 | 30.1 |
| 12. Ebby Asamoah-ETSU | Sr | 9 | 269 | 29.9 |
| 13. AJ Smith-CIT | So | 11 | 326 | 29.6 |
| 14. DJ Campbell-WCU | So | 10 | 295 | 29.5 |
| 15. PJay Smith-FUR | Jr | 11 | 323 | 29.4 |
| 16. Donovan Atwell-UNCG | So | 10 | 290 | 29.0 |
| 17. Dillon Bailey-WOF | Jr | 11 | 318 | 28.9 |
| 18. Elijah Morgan-CIT | Sr | 11 | 317 | 28.8 |
| 19. Brennan Watkins-VMI | Jr | 10 | 287 | 28.7 |
| 20. Sam Alexis-UTC | So | 10 | 283 | 28.3 |
| 21. Jaden Seymour-ETSU | Jr | 10 | 279 | 27.9 |
| 22. Taeshaud Jackson-VMI | So | 12 | 321 | 26.8 |
| 23. Mikeal Brown-Jones-UNCG | Sr | 9 | 240 | 26.7 |
| 24. Winston Hill-CIT | Sr | 11 | 293 | 26.6 |
| 25. Keyshaun Langley-UNCG | Sr | 9 | 235 | 26.1 |
| 26. Jake Davis-MER | Fr | 10 | 261 | 26.1 |
| 27. Kyler Filewich-WOF | Sr | 11 | 284 | 25.8 |
| 28. Jah Quinones-MER | So | 10 | 255 | 25.5 |
| Tyler Millin-UTC | Sr | 10 | 255 | 25.5 |
| 30. Tyran Cook-VMI | Fr | 12 | 297 | 24.8 |

2023-24 Southern Conference
INDIVIDUAL BASKETBALL STATISTICS
Through games of Dec 18, 2023 (All games)

| <u>TEAM IDENTIFICATION</u> | <u>Team ID</u> |
|----------------------------|----------------|
| Chattanooga | UTC |
| ETSU | ETSU |
| Furman | FUR |
| Mercer | MER |
| Samford | SAM |
| The Citadel | CIT |
| UNCG | UNCG |
| VMI | VMI |
| Western Carolina | WCU |
| Wofford | WOF |

2023-24 Southern Conference
Conference Team Highs
Through games of Dec 18, 2023 (All games)

TEAM HIGHS (highest totals made by)

| | | |
|-----------------------|--------------|---|
| Points | 128 | Samford vs LaGrange (12/03/23) |
| | 118 | Samford vs Alabama A&M (12/11/23) |
| Margin | 62 (105-43) | ETSU vs Tusculum (12/15/23) |
| | 61 (112-51) | Chattanooga vs Tenn. Wesleyan (12/10/23) |
| Field goals made | 47 | Samford vs LaGrange (12/03/23) |
| | 43 | Wofford vs Ky. Christian (12/17/23) |
| Field goal attempts | 79 | Samford vs LaGrange (12/03/23) |
| | 77 | Furman vs Bob Jones (12/09/23) |
| | 77 | Furman at Tulane (12/14/23) |
| Field goal percentage | .619 (39-63) | Chattanooga vs Tenn. Wesleyan (12/10/23) |
| | .614 (43-70) | Wofford vs Ky. Christian (12/17/23) |
| 3-Pt FG made | 18 | Chattanooga vs Tenn. Wesleyan (12/10/23) |
| | 18 | Samford vs Alabama A&M (12/11/23) |
| | 18 | Furman at Tulane (12/14/23) |
| 3-Pt FG attempts | 49 | Furman vs Bob Jones (12/09/23) |
| | 44 | Wofford at Coastal Carolina (12/09/23) |
| 3-Pt percentage | .600 (18-30) | Samford vs Alabama A&M (12/11/23) |
| | .545 (12-22) | Samford vs Merrimack (11/24/23) |
| Free throws made | 32 | Samford vs South Carolina St. (11/17/23) |
| | 28 | Samford vs Alabama A&M (12/11/23) |
| | 28 | ETSU vs Tusculum (12/15/23) |
| Free throw attempts | 41 | Samford vs South Carolina St. (11/17/23) |
| | 39 | Furman vs North Greenville (11/06/23) |
| Free throw percentage | .938 (15-16) | Chattanooga at Morehead St. (12/03/23) |
| | .933 (14-15) | Chattanooga vs Bellarmine (11/14/23) |
| Rebounds | 57 | ETSU vs Tusculum (12/15/23) |
| | 52 | Chattanooga vs Covenant (11/06/23) |
| | 52 | Furman vs Bob Jones (12/09/23) |
| Assists | 33 | Furman vs Bob Jones (12/09/23) |
| | 32 | Samford vs LaGrange (12/03/23) |
| Steals | 19 | Samford vs Alabama A&M (12/11/23) |
| | 18 | Samford vs Mississippi Col. (11/14/23) |
| Blocked shots | 11 | Samford vs South Carolina St. (11/17/23) |
| | 11 | ETSU vs Tennessee Tech (12/10/23) |
| Turnovers | 27 | VMI at Longwood (12/17/23) |
| | 26 | VMI at Navy (11/29/23) |
| | 26 | Samford vs Alabama A&M (12/11/23) |
| Fouls | 31 | Wofford vs High Point (11/11/23) |
| | 30 | Western Carolina at Gardner-Webb (12/02/23) |

2023-24 Southern Conference
Conference Individual Highs
Through games of Dec 18, 2023 (All games)

INDIVIDUAL PLAYER GAME HIGHS

| | | |
|-----------------------|---------------|--|
| Points | 35 | Vonterius Woolbright (Western Carolina) at Gardner-Webb (12/02/23) |
| | 34 | AJ Smith (The Citadel) at N.C. A&T (12/02/23) |
| Field goals made | 13 | AJ Smith (The Citadel) at N.C. A&T (12/02/23) |
| | 13 | Vonterius Woolbright (Western Carolina) at Gardner-Webb (12/02/23) |
| Field goal attempts | 23 | Quimari Peterson (ETSU) at Elon (11/09/23) |
| | 23 | Marcus Foster (Furman) at Coastal Carolina (11/17/23) |
| Field goal percentage | .900 (9-10) | Kyler Filewich (Wofford) vs Ky. Christian (12/17/23) |
| | .889 (8-9) | Achor Achor (Samford) vs N.C. A&T (11/25/23) |
| 3-Pt FG made | 8 | Donovan Atwell (UNCG) vs Kansas City (11/24/23) |
| | 8 | Donovan Atwell (UNCG) vs Eastern Ky. (12/07/23) |
| 3-Pt FG attempts | 15 | Donovan Atwell (UNCG) vs Kansas City (11/24/23) |
| | 15 | JP Pegues (Furman) at Tulane (12/14/23) |
| | 15 | Keyshaun Langley (UNCG) at Marshall (12/16/23) |
| 3-Pt percentage | .833 (5-6) | AJ Smith (The Citadel) at N.C. A&T (12/02/23) |
| | .833 (5-6) | Noah Melson (Chattanooga) vs Tenn. Wesleyan (12/10/23) |
| Free throws made | 12 | Jermaine Marshall (Samford) vs South Carolina St. (11/17/23) |
| | 12 | Mikeal Brown-Jones (UNCG) vs Elon (12/10/23) |
| Free throw attempts | 16 | Jermaine Marshall (Samford) vs South Carolina St. (11/17/23) |
| | 14 | Vonterius Woolbright (Western Carolina) vs Dalton State (11/07/23) |
| | 14 | Dillon Bailey (Wofford) vs UNC Asheville (11/25/23) |
| | 14 | Vonterius Woolbright (Western Carolina) at High Point (12/05/23) |
| | 14 | Mikeal Brown-Jones (UNCG) vs Elon (12/10/23) |
| Free throw percentage | 1.000 (11-11) | Madison Durr (The Citadel) at Presbyterian (11/13/23) |
| | 1.000 (10-10) | JP Pegues (Furman) at Arkansas (12/04/23) |
| | 1.000 (10-10) | Jaden Seymour (ETSU) vs Tusculum (12/15/23) |
| | 1.000 (9-9) | Jan Zidek (Chattanooga) at Morehead St. (12/03/23) |
| | 1.000 (8-8) | A.J. Staton-McCray (Samford) vs Merrimack (11/24/23) |
| Rebounds | 17 | Winston Hill (The Citadel) at N.C. A&T (12/02/23) |
| | 16 | Quenti Millora-Brown (The Citadel) vs North Greenville (11/16/23) |
| | 16 | Vonterius Woolbright (Western Carolina) at Tennessee Tech (11/28/23) |
| | 16 | Vonterius Woolbright (Western Carolina) at USC Upstate (12/16/23) |
| Assists | 12 | JP Pegues (Furman) vs Bob Jones (12/09/23) |
| | 10 | Kobe Langley (UNCG) vs North Carolina A&T (11/10/23) |
| | 10 | Kobe Langley (UNCG) vs William Peace (12/01/23) |
| | 10 | Carter Whitt (Furman) vs Bob Jones (12/09/23) |
| Steals | 7 | Jah Quinones (Mercer) at Morehead St. (11/14/23) |
| | 6 | Kobe Langley (UNCG) vs Delaware (11/25/23) |
| Blocked shots | 6 | Quenti Millora-Brown (The Citadel) at Col. of Charleston (12/14/23) |
| | 5 | Sam Alexis (Chattanooga) vs Covenant (11/06/23) |
| | 5 | Achor Achor (Samford) vs South Carolina St. (11/17/23) |
| | 5 | Jadyn Parker (ETSU) vs Tennessee Tech (12/10/23) |
| Turnovers | 9 | Tyran Cook (VMI) at Longwood (12/17/23) |
| | 7 | Vonterius Woolbright (Western Carolina) vs North Ala. (11/26/23) |