



SOUTHERN CONFERENCE MEN'S BASKETBALL

2022-23



702 North Pine Street, Spartanburg, SC 29303 • 864-591-5100 • Fax: 864-591-3448

Phil Perry, Associate Commissioner for Media Relations (MBK contact)

facebook.com/SouthernConference • twitter.com/SoConSports • instagram.com/SouthernConference

2022-23 SOUTHERN CONFERENCE BASKETBALL STANDINGS

	Conference					Overall					
	W-L	Pct.	H	A	ST	W-L	Pct.	H	A	N	ST
Samford	8-0	1.000	5-0	3-0	W8	14-7	.667	10-2	4-5	0-0	W8
UNCG	7-1	.875	3-1	4-0	W4	13-8	.619	7-2	5-4	1-2	W4
Furman	6-2	.750	2-1	4-1	W2	15-6	.714	9-2	5-2	1-2	W2
Western Carolina	4-4	.500	3-1	1-3	L1	11-10	.524	6-3	3-7	2-0	L1
ETSU	4-4	.500	0-4	4-0	W1	8-13	.381	3-8	4-4	1-1	W1
Chattanooga	3-5	.375	2-2	1-3	L3	11-10	.524	7-4	4-6	0-0	L3
Wofford	3-5	.375	2-3	1-2	L2	11-10	.524	9-3	2-7	0-0	L2
The Citadel	3-5	.375	2-2	1-3	W1	8-12	.400	4-4	3-7	1-1	W1
Mercer	2-6	.250	0-3	2-3	L1	9-12	.429	4-4	3-7	2-1	L1
VMI	0-8	.000	0-4	0-4	L8	5-16	.238	5-4	0-10	0-2	L10

UPCOMING SCHEDULE (ALL TIMES EASTERN)

Jan. 25 (Wednesday)
 *Samford at Furman, 7 p.m. ESPN+
 *ETSU at Mercer, 7 p.m. ESPN+
 *VMI at UNCG, 7 p.m. ESPN+
 *Wofford at Chattanooga, 7 p.m. ESPN+
 *The Citadel at Western Carolina, 7 p.m. ESPN+

Jan. 28 (Saturday)
 *Mercer at The Citadel, 1 p.m. ESPN+
 *Western Carolina at VMI, 1 p.m. ESPN+
 *Samford at Wofford, 2 p.m. CBSN
 *Chattanooga at ETSU, 4 p.m. Nexstar/ESPN+

Jan. 29 (Sunday)
 *Furman at UNCG, 3 p.m. Nexstar/ESPN+

Ingles SoCon Games of the Week Nexstar affiliates
 WMYT/My 12 (Charlotte)
 WWCW/The CW Virginia (Lynchburg/Roanoke)
 WYCW/The CW62 (Greenville/Spartanburg/Asheville)

Chattanooga at ETSU (Jan. 28)
 Play-by-play: David Jackson
 Analyst: Terrence Oglesby

Furman at UNCG (Jan. 29)
 Play-by-play: Pete Yanity
 Analyst: Dean Keener

Jan. 30 (Monday)
 Chicago State at The Citadel, 7 p.m. ESPN+

Feb. 1 (Wednesday)
 *Wofford at ETSU, 7 p.m. ESPN+
 *Chattanooga at Furman, 7 p.m. ESPN+
 *Samford at Western Carolina, 7 p.m. ESPN+

Feb. 2 (Thursday)
 *VMI at The Citadel, 7 p.m. ESPN+
 *UNCG at Mercer, 7 p.m. ESPN+

SoCon PLAYER OF THE WEEK (1/23)

Jermaine Marshall, Jr., F, Samford

Samford forward Jermaine Marshall was named the Southern Conference Men's Basketball Player of the Week for all contests from Jan. 16-22 after posting double-doubles in a pair of Bulldogs wins on the week.

Marshall notched his first double-double of the week with 17 points and 12 rebounds in 30 minutes of action in a 69-59 win at ETSU on Wednesday. The junior from Brighton, Alabama, added a steal on the evening and went 6-for-13 from the floor (.462), including a 3-for-5 effort (.600) from 3-point range. He was 2-for-3 from the free-throw line (.667).

Marshall picked up his second double-double of the week and fourth of the season in Saturday's 74-65 win over Western Carolina, scoring 14 points and again bringing down 12 rebounds. Marshall was 4-for-9 from the floor (.444), hitting half of his four 3-point attempts, and was 4-for-4 from the free-throw line. He added two steals, a block and an assist.

For the week, Marshall averaged 15.5 points and 12.0 rebounds per game. He shot 45.5 percent from the floor (10-for-22) and 55.6 percent from beyond the arc (5-for-9). He was 6-for-7 from the free-throw line (.857).



NOTES

• The Southern Conference league schedule reaches the halfway point Wednesday, with all 10 squads in action for their ninth conference games of the season. Preseason SoCon favorite Furman hosts league-leading Samford to highlight the midweek schedule.

• Samford got a game-high 20 points from Ques Glover in his return from injury as the Bulldogs extended their winning streak to eight games with Saturday's 74-65 win over Western Carolina. Glover, a preseason All-SoCon pick, hadn't played since Nov. 30.

• After playing just three of its first eight league games at home, Furman hosts six of its final 10 SoCon contests. The Paladins earned a 96-82 win at rival Wofford on ESPNU on Sunday, getting a career-high 26 points from JP Pegues and 20 from Mike Bothwell.

• Mercer, which also played just three of its first eight SoCon games at home, hosts ETSU on Wednesday. The Bears, who dropped a 59-48 decision at UNCG on Saturday, topped ETSU 68-55 on Jan. 14 for their first league win of the season. Luis Hurta-do Jr. scored a team-high 14 points in the first meeting.

• ETSU enters Wednesday's tilt looking to win its seventh straight SoCon road game. The Bucs downed Chattanooga on Saturday, 78-62, shooting 79 percent from the floor in the second half (17-for-24) and getting 29 points from Jordan King and 23 points and 13 rebounds from Jalen Haynes.

• UNCG welcomes a VMI squad seeking its first league win. The Spartans, who have won four straight, saw Mikeal Brown-Jones score a game-high 17 points off the bench in Saturday's win over Mercer. UNCG topped VMI 72-57 on Jan. 11 in their first meeting.

• VMI dropped a 60-52 decision to archrival The Citadel on Saturday despite leading for more than 30 minutes. Freshmen Asher Woods and Rickey Bradley Jr. scored 13 points and had four rebounds apiece for the Keydets.

• Chattanooga hosts Wofford on Wednesday trying to snap a three-game skid. Playing without the injured Jake Stephens, who leads the SoCon in scoring and rebounding, the Mocs fell to ETSU on Saturday. Dalvin White, who leads NCAA Division I in assist-to-turnover ratio (4.07), paced the Mocs with 14 points.

• Wofford got 25 points from freshman Jackson Paveletzke and 20 from B.J. Mack, who surpassed 1,000 for his career, in Sunday's setback to Furman. The Terriers, who entered the contest second in DI in fewest fouls committed at 13.0, committed a season-high 21.

• The Citadel overcame VMI on Saturday despite scoring just 14 first-half points. Austin Ash scored a game-high 17 points and Stephen Clark had 15 points and nine rebounds to just miss a double-double. The Bulldogs were 17-for-17 from the free-throw line in the game.

• Western Carolina got 18 points from Vonterius Woolbright and 17 from Tyzhaun Claude in Saturday's loss at Samford. Woolbright led WCU in scoring for the fourth straight contest despite his streak of 20-point games ending at three.

ACTIVE SoCON CAREER LEADERS*

Points scored	(SoCon career rank)
1,851	Jake Stephens, UTC, Gr.
1,792	Mike Bothwell, FUR, 5th
1,322	Bubba Parham, SAM, Sr.
1,268	Jalen Slawson, FUR, 5th
998	Logan Dye, SAM, Sr.

Points scored per game (min. 800 points)	
15.93	Bubba Parham (1,322/83 GP), SAM, Sr.
13.42	B.J. Mack (980/73), WOF, Sr.
13.22	Jake Stephens (1,851/140), UTC, Gr.
12.62	Mike Bothwell (1,792/142), FUR, 5th
9.34	Keyshaun Langley (981/105), UNCG, Sr.

Field-goal percentage (min. 240 made)	
.627	Messiah Jones (286-456), WOF, Sr.
.539	Stephen Clark (356-661), CIT, Sr.
.520	Logan Dye (396-761), SAM, Sr.
.516	Jalen Slawson (458-888), FUR, 5th
.512	B.J. Mack (368-719), WOF, Sr.

3-point field goals made	
231	Jake Stephens, UTC, Gr.
212	Bubba Parham, SAM, Sr.
192	Sean Conway, VMI, Sr.
182	Keyshaun Langley, UNCG, Sr.
180	Mike Bothwell, FUR, 5th

3-point field-goal percentage (min. 120 made)	
.384	Jake Stephens (231-602), UTC, Gr.
.379	Jordan King (141-372), ETSU, Jr.
.376	Sean Conway (192-510), VMI, Sr.
.373	Bubba Parham (212-569), SAM, Sr.
.363	A.J. Caldwell (151-416), UTC, R-Sr.

Free-throw percentage (min. 110 made)	
.827	Keyshaun Langley (163-197), UNCG, Sr.
.824	Mike Bothwell (336-408), FUR, 5th
.823	B.J. Mack (158-192), WOF, Sr.
.812	Jake Stephens (358-441), UTC, Gr.
.800	Bubba Parham (288-360), SAM, Sr.

Rebounds	
934	Jake Stephens, UTC, Gr.
728	Jalen Slawson, FUR, 5th
634	Mohammed Abdulsalam, UNCG, Gr.
542	Sean Conway, VMI, Sr.
478	Stephen Clark, CIT, Sr.

Rebounds per game (min. 280 rebounds)	
7.73	Jermaine Marshall (379/49 GP), SAM, Jr.
6.67	Jake Stephens (934/140), UTC, Gr.
6.38	Vonterius Woolbright (300/47), WCU, Sr.
5.28	Jalen Slawson (728/138), FUR, 5th
5.07	Sean Conway (542/107), VMI, Sr.

Blocked shots	
200	Jake Stephens, UTC, Gr.
176	Stephen Clark, CIT, Sr.
159	Jalen Slawson, FUR, 5th
62	Logan Dye, SAM, Sr.
57	Tyler Harris, WCU, Sr.

Steals	
169	Jalen Slawson, FUR, 5th
149	Mike Bothwell, FUR, 5th
138	Keyshaun Langley, UNCG, Sr.
124	Kobe Langley, UNCG, Sr.
95	A.J. Caldwell, UTC, R-Sr.

Assists	
355	Jake Stephens, UTC, Gr.
342	Mike Bothwell, FUR, 5th
325	Jalen Slawson, FUR, 5th
267	Keyshaun Langley, UNCG, Sr.
258	A.J. Caldwell, UTC, R-Sr.

Assists per game (min. 150 assists)	
4.21	Vonterius Woolbright (198/47 GP), WCU, Sr.
3.15	Dante Treacy (167/53), UNCG, Sr.
2.90	Bubba Parham (241/83), SAM, Sr.
2.54	Jake Stephens (355/140), UTC, Gr.
2.54	Keyshaun Langley (267/105), UNCG, Sr.

* Stats accrued at SoCon schools only

SoCON RECORD BOOK

		TEAM
3-point field goals made		
Game		
1.	24	VMI vs. Furman 2/12/15
2.	23	The Citadel vs. Mid-Atlantic Christian 11/12/18
	23	The Citadel vs. High Point 11/27/18
4.	22	Georgia Southern vs. Chattanooga 1/17/05
	22	The Citadel vs. UNCG 2/28/19
	22	Samford vs. Belhaven 12/21/20
	22	Furman vs. North Greenville 11/9/21
	22	VMI vs. Carlow 11/9/21
	22	Chattanooga vs. Covenant 11/19/22
10.	21	Furman vs. Virginia Intermont 12/29/04
	21	VMI vs. Johnson 11/18/14
	21	The Citadel vs. Ogelthorpe 11/10/17
	21	Furman vs. North Greenville 11/15/18
	21	VMI vs. Campbellsville-Harrodsburg 12/15/20
	21	Furman vs. South Carolina State 12/21/20
	21	Furman vs. Western Carolina 1/19/22

		Rebounds
Game		
1.	78	George Wash. vs. Georgetown 1968-69
2.	76	Davidson vs. VMI 1/8/70
3.	70	VMI vs. Mid-Atlantic Christian 12/2/14
4.	69	The Citadel vs. Morris 11/15/22
5.	68	Davidson vs. Emory 11/9/07
6.	67	The Citadel vs. Clemson 11/25/00
	67	The Citadel vs. Johnson 11/13/16
8.	65	Georgia Southern vs. UC Davis 11/12/06
9.	64	ETSU vs. Reinhardt 12/3/18
	64	Western Carolina vs. Brescia 11/13/22

		Free-throw percentage
Game (minimum 14 made)		
	Pct.	FT-FTA
1.	100.0	31-31 Marshall vs. Davidson 12/17/79
2.	21-21	Davidson vs. Chattanooga 1/14/78
	21-21	The Citadel vs. Col. of Charleston 1/13/88
4.	20-20	The Citadel vs. Army 11/9/13
5.	19-19	Davidson vs. Furman 1/10/63
	19-19	The Citadel vs. VMI 1968
	19-19	ETSU vs. UNCG 3/6/17
8.	18-18	Western Caro. vs. Davidson 1/5/02
	18-18	The Citadel vs. ETSU 2/26/15
10.	17-17	Western Carolina vs. App State 1/15/11
	17-17	The Citadel at VMI 1/21/23

		INDIVIDUAL
Blocked shots		
Career		
1.	349	Kyle Hines, UNCG 2004-08
2.	308	Rans Brempong, WCU 2001-05
3.	270	Justin Tuoyo, UTC 2014-17
4.	269	George Singleton, FUR 1981-84
5.	238	Jody Lumpkin, CofC 1998-01
6.	222	James Dickey, UNCG 2016-20
7.	220	Jeremy Clayton, APP 2004-08
8.	215	Kirill Misyuchenko, CIT 1995-98
9.	213	Lucas Troutman, Elon 2010-14
10.	202	Lewis Preston, VMI 1990-93

	200	Jake Stephens, VMI/UTC 2018-pr.

SoCON COACHING RECORDS

Career (yrs.)	School (yrs.)	SoCon (yrs.)
190-232 (14th)	57-88 (5th)	32-52 (5th)
23-30 (2nd)	Same	11-15 (2nd)
126-53 (6th)	Same	69-26 (6th)
74-98 (6th)	57-54 (4th)	29-32 (4th)
204-173 (12th)	30-23 (2nd)	16-10 (2nd)
41-31 (3rd)	Same	20-17 (3rd)
84-149 (8th)	11-10 (1st)	37-93 (8th)
5-16 (1st)	Same	0-8 (1st)
22-31 (2nd)	Same	9-17 (2nd)
6-6 (1st)	Same	3-5 (1st)

Coach, school
Ed Conroy, The Citadel
Desmond Oliver, ETSU
Bob Richey, Furman
Greg Gary, Mercer
Mike Jones, UNCG
Bucky McMillan, Samford
Dan Earl, Chattanooga
Andrew Wilson, VMI
Justin Gray, Western Carolina
Dwight Perry, Wofford (interim)

SoCON PLAYERS OF THE WEEK

Nov. 14	Jake Stephens, Gr., C, Chattanooga
Nov. 21	Mike Bothwell, 5th, G, Furman
Nov. 28	Jake Stephens, Gr., C, Chattanooga
Dec. 5	Jake Stephens, Gr., C, Chattanooga
Dec. 12	Jake Stephens, Gr., C, Chattanooga
Dec. 19	Jake Stephens, Gr., C, Chattanooga
Dec. 26	Jackson Paveletzke, Fr., G, Wofford
Jan. 2	Logan Dye, Sr., F, Samford
Jan. 9	Jake Stephens, Gr., C, Chattanooga
Jan. 16	Jordan King, Jr., G, ETSU
Jan. 23	Jermaine Marshall, Jr., F, Samford
Jan. 30	
Feb. 6	
Feb. 13	
Feb. 20	
Feb. 27	

SoCON PLAYERS OF THE MONTH

November	Jake Stephens, Gr., C, Chattanooga
December	Jake Stephens, Gr., C, Chattanooga
January	
February	

NATIONAL HONORS

USBWA Oscar Robertson Trophy Midseason Watch List
Jake Stephens, Gr., C, Chattanooga

Karl Malone Award Watch List
Jalen Slawson, 5th, F, Furman

Lou Henson Award Watch List
Mike Bothwell, 5th, G, Furman
Jalen Slawson, 5th, F, Furman
Ques Glover, Jr., G, Samford
Jake Stephens, Gr., C, Chattanooga

Field of 68 National Player of the Week
Dec. 19.....Mike Bothwell, 5th, G, Furman

USBWA Oscar Robertson National Player of the Week
Dec. 20.....Jake Stephens, Gr., C, Chattanooga

DID YOU KNOW?

- First conducted in 1921, the SoCon men's basketball tournament is the nation's oldest college conference tournament. The 2023 tournament will be the 103rd edition.

- Furman's Frank Selvy scored an NCAA-record 100 points on Feb. 13, 1954. His record still stands.

- Western Carolina's Ronnie Carr hit the first 3-point basket in NCAA history on Nov. 29, 1980.

- Wofford's Fletcher Magee finished his career in 2019 as the NCAA Division I record-holder with 509 made 3-pointers.

SPECIALTY STATS LEADERS

40-point games	Ovr.	SoCon
Jordan King, ETSU	1	1

30-point games	Ovr.	SoCon
Jake Stephens, UTC	4	2
Mike Bothwell, FUR	2	0
Jordan King, ETSU	1	1

20-point games	Ovr.	SoCon
Mike Bothwell, FUR	10	4
Jake Stephens, UTC	10	3
Stephen Clark, CIT	7	3
Jalyn McCreary, MER	6	1
Sean Conway, VMI	6	1
Asher Woods, VMI	5	1
Jackson Paveletzke, WOF	5	1
Austin Ash, CIT	4	0
Marcus Foster, FUR	4	3
Jalen Slawson, FUR	4	2
Logan Dye, SAM	4	3
Jamal Johnson, UTC	4	2
Vonterius Woolbright, WCU	4	3
B.J. Mack, WOF	4	2
Jalen Haynes, ETSU	3	1
Jordan King, ETSU	3	2
JP Pegues, FUR	3	1
Tony Felder, VMI	3	0
Justice Smith, ETSU	2	1
Garrett Hein, FUR	2	1
Keondre Kennedy, UNCG	2	0
Keyshaun Langley, UNCG	2	2
Ques Glover, SAM	2	1
Tyzhaun Claude, WCU	2	0
Tre Jackson, WCU	2	0
Russell Jones Jr., WCU	2	2
Madison Durr, CIT	1	0
Elijah Morgan, CIT	1	0
Josh Taylor, ETSU	1	0
DeAnthony Tipler, ETSU	1	0
Luis Hurtado Jr., MER	1	0
Kamar Robertson, MER	1	0
Shawn Walker Jr., MER	1	0
Michael Zanoni, MER	1	0
Mikeal Brown-Jones, UNCG	1	0
Achor Achor, SAM	1	0
Jermaine Marshall, SAM	1	1
Sam Alexis, UTC	1	0
Rickey Bradley, VMI	1	0
Devin Butler, VMI	1	0
Carson McCorkle, WOF	1	1

20-rebound games	Ovr.	SoCon
Jake Stephens, UTC	1	0

10-rebound games	Ovr.	SoCon
Jake Stephens, UTC	11	4
Tyzhaun Claude, WCU	6	1
Jalen Slawson, FUR	5	1
David Craig, MER	4	0
Keondre Kennedy, UNCG	4	2
Jermaine Marshall, SAM	4	4
Stephen Clark, CIT	3	1
Jaden Seymour, ETSU	3	1
Sean Conway, VMI	3	1
Jalen Haynes, ETSU	2	1
Josh Taylor, ETSU	2	0
Garrett Hein, FUR	2	0
Luis Hurtado Jr., MER	2	0
Mohammed Abdulsalam, UNCG	2	0
Mikeal Brown-Jones, UNCG	2	1
Sam Alexis, UTC	2	0
Marcus Kell, WCU	2	0
Vonterius Woolbright, WCU	2	0
Messiah Jones, WOF	2	1
Austin Ash, CIT	1	0
Taeshaud Jackson, CIT	1	1
David Maynard, CIT	1	0
Brady Spence, CIT	1	0
Marcus Foster, FUR	1	1
Tyrese Hughey, FUR	1	0
Ben VanderWal, FUR	1	1
TJ Grant, MER	1	0
Jalyn McCreary, MER	1	1
Jah Quinones, MER	1	1

Base Leyte, UNCG	1	0
Achor Achor, SAM	1	0
Bubba Parham, SAM	1	0
Demetrius Davis, UTC	1	0
Rickey Bradley, VMI	1	0
Asher Woods, VMI	1	1
Marlow Gilmore, WCU	1	0
Kyler Filewich, WOF	1	0
Amarri Tice, WOF	1	0

10-assist games	Ovr.	SoCon
Luis Hurtado Jr., MER	1	0
Jaron Rillie, SAM	1	1
Rickey Bradley, VMI	1	0
DJ Campbell, WCU	1	0
Vonterius Woolbright, WCU	1	1
Jackson Paveletzke, WOF	1	0

5-block games	Ovr.	SoCon
Jake Stephens, UTC	3	1
Stephen Clark, CIT	2	2

5-steal games	Ovr.	SoCon
Jordan King, ETSU	1	1
Keyshaun Langley, UNCG	1	1
Jaron Rillie, SAM	1	1
Devin Butler, VMI	1	0
Russell Jones Jr., WCU	1	0
Corey Tripp, WOF	1	0

Double-doubles	Ovr.	SoCon
Jake Stephens, UTC	11	4
Tyzhaun Claude, WCU	6	1
Jalen Slawson, FUR	5	1
Keondre Kennedy, UNCG	4	2
Jermaine Marshall, SAM	4	4
Jaden Seymour, ETSU	3	1
David Craig, MER	3	0
Luis Hurtado Jr., MER*	3	0
Vonterius Woolbright, WCU*	3	1
Stephen Clark, CIT	2	1
Jalen Haynes, ETSU	2	1
Sam Alexis, UTC	2	0
Sean Conway, VMI	2	0
Marcus Kell, WCU	2	0
Austin Ash, CIT	1	0
Josh Taylor, ETSU	1	0
Marcus Foster, FUR	1	1
Tyrese Hughey, FUR	1	0
Ben VanderWal, FUR	1	1
Jalyn McCreary, MER	1	1
Mohammed Abdulsalam, UNCG	1	0
Base Leyte, UNCG	1	0
Achor Achor, SAM	1	0
Bubba Parham, SAM	1	0
Demetrius Davis, UTC	1	0
DJ Campbell, WCU*	1	0
Marlow Gilmore, WCU	1	0
Kyler Filewich, WOF	1	0
Messiah Jones, WOF	1	0
Jackson Paveletzke, WOF*	1	0

30/20 games	Ovr.	SoCon
Jake Stephens, UTC	1	0

30/10 games	Ovr.	SoCon
Jake Stephens, UTC	4	2

20/20 games	Ovr.	SoCon
Jake Stephens, UTC	1	0

20/10 games	Ovr.	SoCon
Jake Stephens, UTC	9	3
Jalen Slawson, FUR	2	1
Stephen Clark, CIT	1	0
Jalen Haynes, ETSU	1	1
Marcus Foster, FUR	1	1
Sam Alexis, UTC	1	0
Sean Conway, VMI	1	0
Tyzhaun Claude, WCU	1	0
Jackson Paveletzke, WOF*	1	0

* 1 via points/assists

3-POINTER STREAKS

• Four Southern Conference players have streaks of at least 10 games with at least one made 3-pointer, led by The Citadel's Austin Ash, whose 22-game stretches back to his final two games in an Iowa uniform. ETSU's Jordan King saw his streak of 34 straight games with a made 3 snapped in an 0-for-4 effort against Furman on Jan. 7.

Consecutive games with a 3-pointer

Player, school, class	'22-23	'21-22	Total
Austin Ash, CIT, Gr.	20	2*	22
Tre Jackson, WCU, Sr.	20	x	20
Jamal Johnson, UTC, Sr.	19	x	19
Keondre Kennedy, UNCG, Gr.	13	x	13

* Streak began at previous school

• As a team, ETSU has the fourth-longest active streak in the NCAA at 1,113 consecutive games with a made 3-pointer. The last time the Bucs failed to make at least one triple was in an 0-for-8 showing against Davidson on Feb. 16, 1987.

Preseason predictions

Furman is the preseason favorite to win the 2022-23 Southern Conference men's basketball title in polling of the league's 10 men's basketball coaches and media. Jake Stephens, a graduate transfer at Chattanooga after four years at VMI, is the coaches' preseason player of the year selection after finishing second in the league in scoring (19.6 ppg) and rebounding (9.0 rpg) last season. He also led the league in field-goal percentage (.551) and 3-point field-goal percentage (.490).

Preseason Player of the Year

Jake Stephens, Gr., C, Chattanooga

Preseason All-Southern Conference Team

Jordan King, Jr., G, ETSU
 Mike Bothwell, 5th, G, Furman
 Jalen Slawson, 5th, F, Furman
 Logan Dye, Sr., F, Samford
 Ques Glover, Jr., G, Samford
 Jermaine Marshall, Jr., F, Samford
 Bubba Parham, Sr., G, Samford
 Jake Stephens, Gr., C, Chattanooga
 Messiah Jones, Sr., F, Wofford
 B.J. Mack, Sr., F/C, Wofford

Coaches poll		Media poll	
Team (1st)	Total	Team (1st)	Total
1. Furman (6)	78	1. Furman (18)	263
2. Samford (4)	74	2. Chattanooga (3)	231
3. UNCG	63	3. Samford (5)	223
4. Chattanooga	60	4. UNCG (1)	201
5. Wofford	41	5. Wofford	168
6. ETSU	40	6. ETSU	138
7. Mercer	39	7. Mercer (1)	137
8. Western Carolina	29	8. Western Carolina	79
9. The Citadel	17	9. The Citadel	57
10. VMI	9	10. VMI	43

MID-MAJOR TOP 25

Collegiate.com Mid-Major Top 25

School (1st-place)	PS	N14	N21	N28	D5	D12	D19	D26	J2	J9	J16	J23
Gonzaga (24)	1	1	1	1	1	1	1	1	1	1	1	1
Charleston (7)	-	-	8	3	2	2	2	2	2	2	2	2
Saint Mary's	3	2	2	4	5	3	3	3	3	3	3	3
Kent State	7	6	4	5	4	4	4	4	4	4	4	4
Louisiana	13	8	7	8	7	6	5	6	11	10	6	5
UC Santa Barbara	16	12	15	13	15	15	11	11	8	5	7	6
Oral Roberts	12	15	16	-	-	24	16	14	10	6	8	7
Marshall	-	-	-	-	24	14	14	12	16	17	9	8
Southern Illinois	14	20	21	22	25	-	-	23	24	10	9	9
Southern Miss	-	-	-	18	18	12	8	10	5	7	11	10
Seattle	-	-	-	25	-	-	-	-	-	-	18	11
Iona	9	10	11	15	14	8	9	9	7	12	17	12
Liberty	5	9	14	16	20	-	25	22	23	19	13	13
Santa Clara	-	-	-	-	22	-	17	16	18	20	13	14
UNCW	-	-	-	-	-	-	20	18	15	11	14	15
Belmont	21	22	-	-	-	-	-	-	-	-	-	16
Drake	2	4	3	2	3	5	7	5	6	8	5	17
Utah Valley	-	-	-	-	-	-	-	25	14	16	18	19
Toledo	4	5	5	9	13	10	13	13	13	16	23	19
Milwaukee	-	-	-	-	-	-	-	-	-	-	-	20
Loyola Maryland	-	-	-	-	-	-	-	-	-	-	-	21
Sam Houston	-	18	10	6	8	7	6	7	9	13	22	22
Southern Utah	-	-	-	-	-	-	-	-	-	-	21	23
UMass-Lowell	-	-	-	-	-	25	25	21	17	19	25	24
Stephen F. Austin	-	-	-	-	-	-	-	-	-	18	20	25
BYU	10	11	9	20	-	-	-	20	22	12	-	-
Indiana State	-	-	24	24	11	11	12	15	14	9	15	-
Cornell	-	-	-	-	-	-	-	-	-	-	24	-
Yale	-	-	-	23	12	13	10	8	12	15	-	-
Furman	6	3	12	10	9	19	24	20	24	21	-	-
Princeton	-	-	-	-	-	-	-	-	25	-	-	-
James Madison	-	-	-	-	-	22	15	23	19	-	-	-
Bradley	-	-	-	-	-	-	19	21	-	-	-	-
San Francisco	-	-	19	19	21	21	22	17	-	-	-	-
Northwestern State	-	-	-	-	23	18	19	22	-	-	-	-
Grand Canyon	11	14	13	14	10	23	23	24	-	-	-	-
Towson	8	7	6	7	6	9	18	-	-	-	-	-
UC Irvine	-	13	18	11	16	16	21	-	-	-	-	-
Bryant	23	23	23	12	17	17	-	-	-	-	-	-
Hofstra	24	16	17	17	19	-	-	-	-	-	-	-
Norfolk State	20	21	22	21	-	-	-	-	-	-	-	-
Akron	18	19	20	-	-	-	-	-	-	-	-	-
New Mexico State	22	25	25	-	-	-	-	-	-	-	-	-
South Dakota State	15	17	-	-	-	-	-	-	-	-	-	-
Purdue-Fort Wayne	17	24	-	-	-	-	-	-	-	-	-	-
NKU	19	-	-	-	-	-	-	-	-	-	-	-
Longwood	25	-	-	-	-	-	-	-	-	-	-	-

OTHERS RECEIVING VOTES: BYU 71, **Samford 66**, **Furman 64**, Princeton 63, Akron 58, Colgate 55, Cornell 39, UC Irvine 35, UNC Asheville 28, Eastern Washington 26, Quinnipiac 22, Hawaii 20, Ball State 19, Indiana State 19, Kennesaw State 19, Bradley 16, Norfolk State 15, James Madison 14, Towson 12, Youngstown State 12, UC Riverside 8, San Francisco 7, Siena 7, Eastern Kentucky 6, **UNCG 5**, Hofstra 4, SIUE 4, Northern Kentucky 2, Stetson 2, Longwood 1, Yale 1.

OTHER NATIONAL RANKINGS

SoCon in the NET Rankings (Jan. 24)

110	Furman
121	UNCG
137	Samford
156	Chattanooga
228	Wofford
237	Mercer
240	Western Carolina
266	ETSU
314	The Citadel
347	VMI

SoCon in the RPI (via WarrenNolan.com, Jan. 24)

116	UNCG
145	Furman
164	Samford
180	Chattanooga
253	Western Carolina
260	Wofford
266	Mercer
277	The Citadel
319	ETSU
348	VMI

THE SOCON ON TELEVISION

The SoCon will have five regular-season games on ESPNU and five on CBS Sports Network this season. The league will also continue to have its weekly Ingles SoCon Game of the Week on select Nexstar affiliates during league play.

Additionally, the quarterfinals of the Ingles SoCon Basketball Championship will air on select Nexstar affiliates, the semifinals will air on either ESPN2 or ESPN and the final will air on ESPN.

SoCon AMONG NCAA DI STATISTICS LEADERS (TOP 25)

TEAM

Assist/turnover ratio

18. Furman, 1.45

Assists per game

9. Furman, 17.7

Bench points per game

25. Samford, 27.90

Effective FG pct.

5. Furman, .575
19. Chattanooga, .557

Field-goal percentage

12. Furman, 49.3

Fouls per game

9. Wofford, 13.4

Free-throw attempts per game

21. Samford, 22.9

Free-throw percentage

15. The Citadel, 77.2
24. VMI, 76.2

Free-throws made per game

14. Samford, 17.1

Scoring offense

15. Furman, 82.4

3-point attempts per game

1. Chattanooga, 31.3
13. Furman, 27.7
17. VMI, 27.0
18. Western Carolina, 26.9

3-pointers per game

3. Chattanooga, 11.6
12. VMI, 10.2
14. Furman, 9.9
22. Western Carolina, 9.4

INDIVIDUAL

Assist/turnover ratio

1. Dalvin White, UTC, 4.07

Blocks

13. Jake Stephens, UTC, 47

Blocks per game

14. Jake Stephens, UTC, 2.35

Double-doubles

5. Jake Stephens, UTC, 11

Field goals

10. Jake Stephens, UTC, 150
25. Mike Bothwell, FUR, 144

Free-throw attempts

22. Tyzhaun Claude, WCU, 127

Minutes per game

5. Austin Ash, CIT, 37:14

Points

8. Jake Stephens, UTC, 435
13. Mike Bothwell, FUR, 413

Points per game

7. Jake Stephens, UTC, 21.8

Rebounds

11. Jake Stephens, UTC, 204

Rebounds (defensive) per game

11. Jake Stephens, UTC, 7.80

Rebounds per game

13. Jake Stephens, UTC, 10.2

3-point attempts

7. Austin Ash, CIT, 181
19. Tre Jackson, WCU, 163

3-point percentage

22. Sean Conway, VMI, 43.0
23. Tre Jackson, WCU, 42.9
24. Keyshaun Langley, UNCG, 42.5

3-pointers per game

8. Tre Jackson, WCU, 3.50
12. Austin Ash, CIT, 3.35

Total 3-pointers made

7. Tre Jackson, WCU, 70
12. Austin Ash, CIT, 67

SoCon vs. OTHER CONFERENCES

HOME TEAMS UNDERLINED ALL TIMES EASTERN

America East Conference (1-0)

11/22 UNCG 76, UMBC 72

American Athletic Conference (0-2)

11/8 East Carolina 77, Mercer 75

12/4 UCF 80, Samford 77 (OT)

ASUN Conference (0-6)

11/23 Lipscomb 72, Chattanooga 66

12/2 Kennesaw State 66, Mercer 63

12/3 Jacksonville State 63, ETSU 61

12/10 FGCU 67, Mercer 62

12/14 Queens 78, ETSU 75

12/22 Eastern Kentucky 68, UNCG 64

Atlantic 10 Conference (0-4)

11/7 Richmond 69, VMI 48

11/13 Davidson 75, VMI 71

12/7 Davidson 72, Western Carolina 64

12/22 Fordham 80, VMI 77 (OT)

Atlantic Coast Conference (0-5)

11/7 Clemson 80, The Citadel 69

11/11 Miami (Fla.) 79, UNCG 65

11/21 Florida State 81, Mercer 72

12/13 NC State 92, Furman 73

12/13 North Carolina 100, The Citadel 67

Big East Conference (0-2)

11/19 Butler 89, The Citadel 42

11/30 DePaul 103, Samford 98 (OT)

Big Sky Conference (1-0)

11/25 UNCG 77, Montana State 66
(Northern Classic; Laval, Quebec, Canada)

Big South Conference (8-9)

11/10 The Citadel 70, Presbyterian 58

11/12 High Point 91, Wofford 80

11/18 Longwood 90, VMI 58

11/18 Wofford 60, Gardner-Webb 58

11/19 Mercer 77, Winthrop 68

11/26 UNC Asheville 73, Western Carolina 61

11/29 Presbyterian 72, VMI 57

11/30 The Citadel 76, Charleston Southern 73

11/30 Gardner-Webb 71, Western Carolina 55

12/1 Wofford 76, Presbyterian 63

12/3 Chattanooga 82, Gardner-Webb 71

12/3 USC Upstate 79, Western Carolina 64

12/6 High Point 85, Furman 82

12/10 VMI 77, Radford 74

12/10 Furman 82, Winthrop 67

12/17 Longwood 75, The Citadel 70

12/17 UNC Asheville 74, ETSU 73

Big Ten Conference (0-2)

11/10 Maryland 71, Western Carolina 51

11/17 Penn State 73, Furman 68
(Shriners Children's Charleston Classic; Charleston, S.C.)

Colonial Athletic Association (3-6)

11/7 College of Charleston 85, Chattanooga 78

11/11 ETSU 77, Elon 64
(Asheville Championship at Asheville, N.C.)

11/17 Towson 56, UNCG 53

11/20 Wofford 78, North Carolina A&T 64

11/26 Hofstra 65, UNCG 53
(Northern Classic; Laval, Quebec, Canada)

11/27 Towson 70, Mercer 60

(Hostilo Hoops Community Classic; Savannah, Ga.)

11/30 North Carolina A&T 73, UNCG 56

12/3 College of Charleston 79, The Citadel 57

12/3 UNCG 65, Elon 61

Conference USA (1-1)

11/25 Louisiana Tech 79, Samford 76

12/15 Chattanooga 82, Middle Tennessee 73

Division I Independent (0-0)

1/30 Chicago State at The Citadel, 7 p.m.

Horizon League (3-0)

11/25 The Citadel 74, IUPUI 53

(Big Easy Classic; New Orleans, La.)

11/25 Mercer 72, Robert Morris 66

(Hostilo Hoops Community Classic; Savannah, Ga.)

12/6 Chattanooga 88, Milwaukee 76

Metro Atlantic Athletic Conference (1-0)

11/26 Mercer 60, Fairfield 58

(Hostilo Hoops Community Classic; Savannah, Ga.)

Mid-Eastern Athletic Conference (1-2)

12/3 Furman 88, South Carolina State 76

12/17 South Carolina State 62, Samford 61

12/20 North Carolina Central 81, The Citadel 74

Missouri Valley Conference (3-2)

11/11 Furman 89, Belmont 74

11/14 Drake 80, Wofford 72

11/23 Samford 79, Valparaiso 49

11/26 Chattanooga 69, Murray State 66

12/18 Belmont 83, Chattanooga 79 (OT)

12/21 Samford at Belmont, 7:30 p.m.

Non-Division I (25-1)

11/7 UNCG 93, Johnson & Wales 60

(Fleming Gymnasium)

11/7 ETSU 88, Emory & Henry 66

11/7 Furman 91, North Greenville 55

11/7 Wofford 120, Bob Jones 48

11/7 Samford 109, Anderson 85

11/10 Chattanooga 93, Oakland City 49

11/10 VMI 100, Penn State New Kensington 58

11/10 Samford 80, Spring Hill 61

11/11 Mercer 118, Milligan 64

11/12 Samford 90, Belhaven 38

11/13 Western Carolina 112, Brescia 45

11/15 The Citadel 109, Morris College 66

11/19 Chattanooga 108, Covenant 55

11/23 Wofford 70, North Greenville 59

11/25 Furman 102, Tusculum 74

11/26 VMI 108, Regent 58

11/27 Tennessee Southern 84, Samford 82

11/30 ETSU 84, Mars Hill 56

12/6 Mercer 100, Middle Georgia State 62

12/7 VMI 106, Carlow 67

12/10 Chattanooga 97, Johnson University 47

12/10 Western Carolina 99, Brevard 55

12/17 Wofford 107, Montreat 65

12/18 UNCG 120, Warren Wilson 48

(Fleming Gymnasium)

12/19 Furman 106, Anderson 79

12/20 Western Carolina 117, Toccoa Falls 50

Northeast Conference (0-1)

11/20 Farleigh Dickinson 93, VMI 89

(JK54 Classic; Farmville, Va.)

Ohio Valley Conference (5-3)

11/17 ETSU 84, Little Rock 76

11/19 SIUE 93, VMI 67

(JK54 Classic at Farmville, Va.)

11/20 Western Carolina 90, Lindenwood 88 (OT)

(McNeese State MTE; Lake Charles, La.)

11/20 Tennessee Tech 69, ETSU 62

11/30 Chattanooga 81, Tennessee Tech 74

12/11 Morehead State 61, ETSU 57

12/17 Mercer 79, Morehead State 52

12/17 Western Carolina 75, Tennessee Tech 65

Patriot League (1-1)

12/3 VMI 80, Navy 72

12/13 American 69, VMI 61

Southeastern Conference (2-8)

11/7 Georgia 68, Western Carolina 55

11/15 Ole Miss 70, Chattanooga 58

11/20 Furman 79, South Carolina 60
(Shriners Children's Charleston Classic at Charleston, S.C.)

11/27 Georgia 62, ETSU 47

11/27 LSU 78, Wofford 75

12/3 Vanderbilt 65, Wofford 62

12/6 #9 Arkansas 65, UNCG 58

12/20 Wofford 67, Texas A&M 62

America East Conference.....	1-0
American Athletic Conference.....	0-2
ASUN Conference.....	0-6
Atlantic 10 Conference.....	0-4
Atlantic Coast Conference.....	0-5
Big East Conference.....	0-2
Big Sky Conference.....	1-0
Big South Conference.....	8-9
Big Ten Conference.....	0-2
Colonial Athletic Association.....	3-6
Conference USA.....	1-1
Division I Independents.....	0-0
Horizon League.....	3-0
Metro Atlantic Athletic Conference.....	1-0
Mid-Eastern Athletic Conference.....	1-2
Missouri Valley Conference.....	3-2
Non-Division I opponents.....	25-1
Northeast Conference.....	0-1
Ohio Valley Conference.....	5-3
Patriot League.....	1-1
Southeastern Conference.....	2-8
Southland Conference.....	3-0
Southwestern Athletic Conference.....	2-0
Summit League.....	0-1
Sun Belt Conference.....	4-6
Western Athletic Conference.....	1-1

Total.....65-63

Home.....44-15

Away.....12-39

Neutral.....9-9

vs. Top 25.....0-1

12/21 Georgia 72, Chattanooga 65

12/21 LSU 72, ETSU 68

Southland Conference (3-0)

11/18 Western Carolina 88, McNeese 69

11/19 Western Carolina 98, Lamar 91 (OT)
(McNeese State MTE at Lake Charles, La.)

11/23 The Citadel 72, New Orleans 65

Southwestern Athletic Conference (2-0)

11/17 Samford 84, Alabama A&M 64

11/20 Samford 78, Texas Southern 63

Summit League (0-1)

11/24 Denver 74, The Citadel 71
(Big Easy Classic; New Orleans, La.)

Sun Belt Conference (4-6)

11/13 Louisiana 81, ETSU 77
(Asheville Championship; Asheville, N.C.)

11/15 Georgia State 85, Mercer 83 (OT)

11/18 Old Dominion 82, Furman 77
(Shriners Children's Charleston Classic; Charleston, S.C.)

11/23 App State 74, ETSU 70

11/29 Furman 65, App State 61

12/6 Wofford 71, Coastal Carolina 61

12/10 Georgia Southern 79, Wofford 57

12/10 Louisiana 75, Samford 58

12/13 UNCG 75, Marshall 67

12/21 Mercer 82, Troy 79


Western Athletic Conference (1-1)

11/27 Stephen F. Austin 75, UNCG 58
(Northern Classic; Laval, Quebec, Canada)

12/17 Furman 72, Stephen F. Austin 70
(Greenville Winter Invitational/Bon Secours Wellness Arena)

All times Eastern

Schedule subject to change




The Citadel

(8-12, 3-5 SoCon)

N7	at Clemson (ACC Network Extra)	L, 69-80
N10	PRESBYTERIAN (ESPN+)	W, 70-58
N15	MORRIS COLLEGE (ESPN+)	W, 109-66
N19	at Butler (FS2)	L, 42-89
N23	at New Orleans^ (ESPN+)	W, 72-65
N24	vs. Denver^ (ESPN+)	L, 71-74
N25	vs. IUPUI^ (ESPN+)	W, 74-53
N30	at Charleston Southern (ESPN+)	W, 76-73
D3	COLLEGE OF CHARLESTON (ESPN+)	L, 57-79
D13	at North Carolina (ESPN2)	L, 67-100
D17	LONGWOOD (ESPN+)	L, 70-75
D20	at North Carolina Central (NCCU Sports Network)	L, 74-81
D29	*CHATTANOOGA (ESPN+)	W, 76-68
D31	*SAMFORD (ESPN+)	L, 63-75
J4	*at Furman (ESPN+)	L, 72-97
J7	*at Wofford (ESPN+)	L, 57-77
J11	*ETSU (ESPN+)	L, 74-96
J14	*WESTERN CAROLINA (ESPN+)	W, 65-61
J19	*at UNCG (ESPN+)	L, 60-70
J21	*at VMI (ESPN+)	W, 60-52
J25	*at Western Carolina (ESPN+)	7 p.m.
J28	*MERCER (ESPN+)	1 p.m.
J30	CHICAGO STATE (ESPN+)	7 p.m.
F2	*VMI (ESPN+)	7 p.m.
F4	*UNCG (ESPN+)	1 p.m.
F8	*at Chattanooga (ESPN+)	7 p.m.
F11	*at Samford (ESPN+)	3 p.m.
F15	*FURMAN (ESPN+)	7 p.m.
F18	*WOFFORD (ESPN+)	1 p.m.
F22	*at ETSU (ESPN+)	7 p.m.
F25	*at Mercer (ESPN+)	TBA
M3-6	at Ingles SoCon Championship (Asheville, N.C.)	

^ - Big Easy Classic (New Orleans, La.)




ETSU

(8-13, 4-4 SoCon)

N7	EMORY & HENRY (ESPN+)	W, 88-66
N11	vs. Elon^ (ESPN+)	W, 77-64
N13	vs. Louisiana^ (ESPN)	L, 77-81
N17	LITTLE ROCK (ESPN+)	W, 84-76
N20	at Tennessee Tech (ESPN+)	L, 62-69
N23	APP STATE (ESPN+)	L, 70-74
N27	at Georgia (SEC Network)	L, 47-62
N30	MARS HILL (ESPN+)	W, 84-56
D3	JACKSONVILLE STATE (ESPN+)	L, 61-63
D11	at Morehead State (ESPN+)	L, 57-61
D14	QUEENS (ESPN+)	L, 75-78
D17	UNC ASHEVILLE (WCYB/ESPN+)	L, 73-74
D21	at LSU (SEC Network Plus)	L, 68-72
D29	*at Wofford (ESPN+)	W, 73-71
D31	*at VMI (ESPN+)	W, 64-50
J4	*WESTERN CAROLINA (ESPN+)	L, 60-71
J7	*FURMAN (WCYB/ESPN+)	L, 56-70
J11	*at The Citadel (ESPN+)	W, 96-74
J14	*MERCER (ESPN+)	L, 55-68
J18	*SAMFORD (ESPN+)	L, 59-69
J21	*at Chattanooga (ESPN+)	W, 78-62
J25	*at Mercer (ESPN+)	7 p.m.
J28	*CHATTANOOGA (ESPN+)	4 p.m.
F1	*WOFFORD (ESPN+)	7 p.m.
F4	*at Samford (ESPN+)	3 p.m.
F7	*at UNCG (ESPN)	7 p.m.
F10	*VMI (ESPN+)	7 p.m.
F15	*at Western Carolina (ESPN+)	7 p.m.
F19	*at Furman (ESPN)	6 p.m.
F22	*THE CITADEL (ESPN+)	7 p.m.
F25	*UNCG (WCYB/ESPN+)	4 p.m.
M3-6	at Ingles SoCon Championship (Asheville, N.C.)	

^ - Asheville Championship (Asheville, N.C.)




Furman

(15-6, 6-2 SoCon)

N7	NORTH GREENVILLE (ESPN+)	W, 91-55
N11	BELMONT (ESPN+)	W, 89-74
N17	vs. Penn State^ (ESPN)	L, 68-73
N18	vs. Old Dominion^ (ESPN)	L, 77-82
N20	vs. South Carolina^ (ESPNEWS)	W, 79-60
N25	TUSCULUM (ESPN+)	W, 102-74
N29	at App State	W, 65-61
D3	SOUTH CAROLINA STATE (ESPN+)	W, 88-76
D6	HIGH POINT (ESPN+)	L, 82-85
D10	WINTHROP (ESPN+)	W, 82-67
D13	at NC State (ACC Network)	L, 73-92
D17	vs. Stephen F. Austin# (YouTube)	W, 72-70
D19	ANDERSON (ESPN+)	W, 106-79
D29	*VMI (ESPN+)	W, 85-62
D31	*at Western Carolina (ESPN+)	L, 67-79
J4	*THE CITADEL (ESPN+)	W, 97-72
J7	*at ETSU (WCYB/ESPN+)	W, 70-56
J11	*at Mercer (ESPN+)	W, 84-66
J14	*UNCG (ESPN+)	L, 80-88 (OT)
J18	*at Chattanooga (ESPN+)	W, 77-69
J22	*at Wofford (ESPN)	W, 96-82
J25	*SAMFORD (ESPN+)	7 p.m.
J29	*at UNCG (ESPN+)	3 p.m.
F1	*CHATTANOOGA (ESPN+)	7 p.m.
F4	*WOFFORD & (CBS Sports Network)	6 p.m.
F8	*at VMI (ESPN+)	7 p.m.
F11	*WESTERN CAROLINA (ESPN+)	2 p.m.
F15	*at The Citadel (ESPN+)	7 p.m.
F19	*ETSU (ESPN)	6 p.m.
F22	*MERCER (ESPN+)	7 p.m.
F25	*at Samford (ESPN+)	3 p.m.
M3-6	at Ingles SoCon Championship (Asheville, N.C.)	

^ - Shriners Children's Charleston Classic (Charleston, S.C.)
- Greenville Winter Invitational (Bon Secours Wellness Arena)
& - Bon Secours Wellness Arena




Mercer

(9-12, 2-6 SoCon)

N8	at East Carolina (ESPN+)	L, 75-77
N11	MILLIGAN (ESPN+)	W, 118-64
N15	at Georgia State (ESPN+)	L, 83-85 (OT)
N19	WINTHROP (ESPN+)	W, 77-68
N21	at Florida State (ACC Network)	L, 72-81
N25	vs. Robert Morris^ (Event Live+)	W, 72-66
N26	vs. Fairfield^ (Event Live+)	W, 60-58
N27	vs. Towson^ (Event Live+)	L, 60-70
D2	KENNESAW STATE (ESPN+)	L, 63-66
D6	MIDDLE GEORGIA STATE (ESPN+)	W, 100-62
D10	at FGCU (ESPN+)	L, 62-67
D17	MOREHEAD STATE (ESPN+)	W, 79-52
D21	at Troy	W, 82-79
D28	*at Samford (ESPN)	L, 69-78
D31	*CHATTANOOGA (ESPN+)	L, 51-80
J4	*WOFFORD (ESPN+)	L, 52-53
J7	*at Western Carolina (ESPN+)	L, 45-73
J11	*FURMAN (ESPN+)	L, 66-84
J14	*at ETSU (ESPN+)	W, 68-55
J19	*at VMI (ESPN+)	W, 69-61
J21	*at UNCG (ESPN+)	L, 48-59
J25	*ETSU (ESPN+)	7 p.m.
J28	*at The Citadel (ESPN+)	1 p.m.
F2	*UNCG (ESPN+)	7 p.m.
F4	*VMI (ESPN+)	2 p.m.
F8	*SAMFORD (ESPN+)	7 p.m.
F11	*at Chattanooga (CBS Sports Network)	3:30 p.m.
F15	*at Wofford (ESPN+)	7 p.m.
F18	*WESTERN CAROLINA (ESPN+)	2 p.m.
F22	*at Furman (ESPN+)	7 p.m.
F25	*THE CITADEL (ESPN+)	TBA
M3-6	at Ingles SoCon Championship (Asheville, N.C.)	

^ - Hostilo Hoops Community Classic (Savannah, Ga.)




UNCG

(13-8, 7-1 SoCon)

N7	JOHNSON & WALES^ (ESPN+)	W, 93-60
N11	at Miami (Fla.) (ACC Network Extra)	L, 65-79
N17	TOWSON (ESPN+)	L, 53-56
N22	UMBC (ESPN+)	W, 76-72
N25	vs. Montana State# (Event Live+)	W, 77-66
N26	vs. Hofstra# (Event Live+)	L, 53-65
N27	vs. Stephen F. Austin# (Event Live+)	L, 58-75
N30	at North Carolina A&T (FloHoops)	L, 56-73
D3	at Elon (FloHoops)	W, 65-61
D6	at #9 Arkansas (SEC Network)	L, 58-65
D13	MARSHALL (ESPN+)	W, 75-67
D18	WARREN WILSON^ (ESPN+)	W, 120-48
D22	at Eastern Kentucky (ESPN+)	L, 64-68
D29	*at Western Carolina (ESPN+)	W, 72-47
D31	*at Wofford (ESPN+)	W, 73-64
J4	*CHATTANOOGA (ESPN+)	W, 73-61
J7	*SAMFORD (ESPN+)	L, 68-70
J11	*at VMI (ESPN+)	W, 72-57
J14	*at Furman (ESPN+)	W, 88-80 (OT)
J19	*THE CITADEL (ESPN+)	W, 70-60
J21	*MERCER (ESPN+)	W, 59-48
J25	*VMI (ESPN+)	7 p.m.
J29	*FURMAN (ESPN+)	3 p.m.
F2	*at Mercer (ESPN+)	7 p.m.
F4	*at The Citadel (ESPN+)	1 p.m.
F7	*ETSU (ESPN)	7 p.m.
F12	*WOFFORD (ESPN+)	3 p.m.
F15	*at Samford (ESPN+)	7:30 p.m.
F18	*at Chattanooga (CBS Sports Network)	12 p.m.
F22	*WESTERN CAROLINA (ESPN+)	7 p.m.
F25	*at ETSU (WCYB/ESPN+)	4 p.m.
M3-6	at Ingles SoCon Championship (Asheville, N.C.)	

^ - Fleming Gymnasium
- Northern Classic (Laval, Quebec, Canada)




Samford

(14-7, 8-0 SoCon)


N7	ANDERSON (ESPN+)	W, 109-85
N10	SPRING HILL (ESPN+)	W, 80-61
N12	BELHAVEN (ESPN+)	W, 90-38
N17	at Alabama A&M^ (YouTube)	W, 84-64
N20	TEXAS SOUTHERN (ESPN+)	W, 78-63
N23	VALPARAISO (ESPN+)	W, 79-49
N25	LOUISIANA TECH^ (ESPN+)	L, 76-79
N27	TENNESSEE SOUTHERN^ (ESPN+)	L, 82-84
N30	at DePaul (FS2)	L, 98-103 (OT)
D4	at UCF (ESPN+)	L, 77-80 (OT)
D10	at Louisiana (ESPN+)	L, 58-75
D17	at South Carolina State	L, 61-62
D21	at Belmont	L, 56-79
D28	*MERCER (ESPN)	W, 78-69
D31	*at The Citadel (ESPN+)	W, 75-63
J4	*VMI (ESPN+)	W, 87-78
J7	*at UNCG (ESPN+)	W, 70-68
J11	*WOFFORD (ESPN+)	W, 83-58
J14	*CHATTANOOGA (ESPN)	W, 75-74
J18	*at ETSU (ESPN+)	W, 69-59
J21	*WESTERN CAROLINA (ESPN+)	W, 74-65
J25	*at Furman (ESPN+)	6 p.m. CT
J28	*at Wofford (CBS Sports Network)	1 p.m. CT
F1	*at Western Carolina (ESPN+)	6 p.m. CT
F4	*ETSU (ESPN+)	2 p.m. CT
F8	*at Mercer (ESPN+)	6 p.m. CT
F11	*THE CITADEL (ESPN+)	2 p.m. CT
F15	*UNCG (ESPN+)	6:30 p.m. CT
F18	*at VMI (ESPN+)	12 p.m. CT
F22	*at Chattanooga (ESPN+)	6 p.m. CT
F25	*FURMAN (ESPN+)	2 p.m. CT
M3-6	at Ingles SoCon Championship (Asheville, N.C.)	

^ - Tennessee Southern MTE



Chattanooga
(11-10, 3-5 SoCon)


N7	at College of Charleston (FloHoops)	L, 78-85
N10	OAKLAND CITY (ESPN+)	W, 93-49
N15	at Ole Miss (SEC Network+)	L, 58-70
N19	COVENANT (ESPN+)	W, 108-55
N23	LIPSCOMB (ESPN+)	L, 66-72
N26	MURRAY STATE (ESPN+)	W, 69-66
N30	at Tennessee Tech (ESPN+)	W, 81-74
D3	at Gardner-Webb (ESPN+)	W, 82-71
D6	MILWAUKEE (ESPN+)	W, 88-76
D10	JOHNSON UNIVERSITY (ESPN+)	W, 97-47
D15	at Middle Tennessee (ESPN+)	W, 82-73
D18	BELMONT (ESPN+)	L, 79-83 (OT)
D21	at Georgia (ESPN+/SEC Network Plus)	L, 65-72
D29	*at The Citadel (ESPN+)	L, 68-76
D31	*at Mercer (ESPN+)	W, 80-51
J4	*at UNCG (ESPN+)	L, 61-73
J7	* VMI (ESPN+)	W, 85-78
J11	* WESTERN CAROLINA (ESPN+)	W, 95-76
J14	*at Samford (ESPN+)	L, 74-75
J18	* FURMAN (ESPN+)	L, 69-77
J21	* ETSU (ESPN+)	L, 78-62
J25	* WOFFORD (ESPN+)	7 p.m.
J28	*at ETSU (ESPN+)	4 p.m.
F1	*at Furman (ESPN+)	7 p.m.
F4	*at Western Carolina (ESPN+)	2 p.m.
F8	* THE CITADEL (ESPN+)	7 p.m.
F11	* MERCER (CBS Sports Network)	3:30 p.m.
F15	*at VMI (ESPN+)	7 p.m.
F18	* UNCG (CBS Sports Network)	12 p.m.
F22	* SAMFORD (ESPN+)	7 p.m.
F25	*at Wofford (ESPN+)	TBA
M3-6	at Ingles SoCon Championship (Asheville, N.C.)	



VMI
(5-16, 0-8 SoCon)

N7	at Richmond (MASN2/ESPN+)	L, 48-69
N10	PENN STATE NEW KENSINGTON (ESPN+)	W, 100-58
N13	at Davidson (ESPN+)	L, 71-75
N18	at Longwood^ (ESPN+)	L, 58-90
N19	vs. SIUE^ (ESPN+)	L, 67-93
N20	vs. Farleigh Dickinson^ (ESPN+)	L, 89-93
N26	REGENT (ESPN+)	W, 108-58
N29	at Presbyterian (ESPN+)	L, 57-72
D3	NAVY (ESPN+)	W, 80-72
D7	CARLOW (ESPN+)	W, 106-67
D10	RADFORD (ESPN+)	W, 77-74
D13	at American (ESPN+)	L, 61-69
D22	at Fordham (ESPN+)	L, 77-80 (OT)
D29	*at Furman (ESPN+)	L, 62-85
D31	* ETSU (ESPN+)	L, 50-64
J4	*at Samford (ESPN+)	L, 78-87
J7	*at Chattanooga (ESPN+)	L, 78-85
J11	* UNCG (ESPN+)	L, 57-72
J14	*at Wofford (ESPN+)	L, 67-86
J19	* MERCER (ESPN+)	L, 61-69
J21	* THE CITADEL (ESPN+)	L, 52-60
J25	*at UNCG (ESPN+)	7 p.m.
J28	* WESTERN CAROLINA (ESPN+)	1 p.m.
F2	*at The Citadel (ESPN+)	7 p.m.
F4	*at Mercer (ESPN+)	2 p.m.
F8	* FURMAN (ESPN+)	7 p.m.
F10	*at ETSU (ESPN+)	7 p.m.
F15	* CHATTANOOGA (ESPN+)	7 p.m.
F18	* SAMFORD (ESPN+)	1 p.m.
F22	* WOFFORD (ESPN+)	7 p.m.
F25	*at Western Carolina (ESPN+)	4 p.m.
M3-6	at Ingles SoCon Championship (Asheville, N.C.)	


^ - JK54 Classic (Farmville, Va.)



Western Carolina
(11-10, 4-4 SoCon)

N7	at Georgia (SEC Network Plus)	L, 55-68
N10	at Maryland (Big Ten Network Plus)	L, 51-71
N13	BRESCIA (ESPN+)	W, 112-45
N18	at McNeese^ (ESPN+)	W, 88-69
N19	vs. Lamar^	W, 98-91 (OT)
N20	vs. Lindenwood^	W, 90-88 (OT)
N26	at UNC Asheville (ESPN+)	L, 61-73
N30	GARDNER-WEBB (ESPN+)	L, 55-71
D3	USC UPSTATE (ESPN+)	L, 64-79
D7	at Davidson (ESPN+)	L, 64-72
D10	BREVARD (ESPN+)	W, 99-55
D17	at Tennessee Tech (ESPN+)	W, 75-65
D20	TOCCOA FALLS (ESPN+)	W, 117-50
D29	* UNCG (ESPN+)	L, 47-72
D31	* FURMAN (ESPN+)	W, 79-67
J4	*at ETSU (ESPN+)	W, 71-60
J7	* MERCER (ESPN+)	W, 73-45
J11	*at Chattanooga (ESPN+)	L, 76-95
J14	*at The Citadel (ESPN+)	L, 61-65
J18	* WOFFORD (ESPN+)	W, 76-71
J21	*at Samford (ESPN+)	L, 65-74
J25	* THE CITADEL (ESPN+)	7 p.m.
J28	*at VMI (ESPN+)	1 p.m.
F1	* SAMFORD (ESPN+)	7 p.m.
F4	* CHATTANOOGA (ESPN+)	2 p.m.
F8	*at Wofford (ESPN+)	7 p.m.
F11	*at Furman (ESPN+)	2 p.m.
F15	* ETSU (ESPN+)	7 p.m.
F18	*at Mercer (ESPN+)	2 p.m.
F22	*at UNCG (ESPN+)	7 p.m.
F25	* VMI (ESPN+)	4 p.m.
M3-6	at Ingles SoCon Championship (Asheville, N.C.)	

^ - McNeese MTE (Lake Charles, La.)



Wofford
(11-10, 3-5 SoCon)

N7	BOB JONES (ESPN+)	W, 120-48
N12	at High Point (ESPN+)	L, 80-91
N14	at Drake (Mediacom MC22/ESPN+)	L, 72-80
N18	GARDNER-WEBB^ (ESPN+)	W, 60-58
N20	NORTH CAROLINA A&T^ (ESPN+)	W, 78-64
N23	NORTH GREENVILLE (ESPN+)	W, 70-59
N27	at LSU (ESPN+/SEC Network Plus)	L, 75-78
D1	PRESBYTERIAN (ESPN+)	W, 76-63
D3	at Vanderbilt (SEC Network Plus)	L, 62-65
D6	COASTAL CAROLINA (ESPN+)	W, 71-61
D10	at Georgia Southern (ESPN+)	L, 57-79
D17	MONTREAT (ESPN+)	W, 107-65
D20	at Texas A&M (SEC Network Plus)	W, 67-62
D29	* ETSU (ESPN+)	L, 71-73
D31	* UNCG (ESPN+)	L, 64-73
J4	*at Mercer (ESPN+)	W, 53-52
J7	* THE CITADEL (ESPN+)	W, 77-57
J11	*at Samford (ESPN+)	L, 58-83
J14	* VMI (ESPN+)	W, 86-67
J18	*at Western Carolina (ESPN+)	L, 71-76
J22	* FURMAN (ESPN+)	L, 82-96
J25	*at Chattanooga (ESPN+)	7 p.m.
J28	* SAMFORD (CBS Sports Network)	2 p.m.
F1	*at ETSU (ESPN+)	7 p.m.
F4	*at Furman& (CBS Sports Network)	6 p.m.
F8	* WESTERN CAROLINA (ESPN+)	7 p.m.
F12	*at UNCG (ESPN+)	3 p.m.
F15	* MERCER (ESPN+)	7 p.m.
F18	*at The Citadel (ESPN+)	1 p.m.
F22	*at VMI (ESPN+)	7 p.m.
F25	* CHATTANOOGA (ESPN+)	TBA
M3-6	at Ingles SoCon Championship (Asheville, N.C.)	

^ - Battle of the Carolinas
& - Bon Secours Wellness Arena

Southern Conference men's basketball media relations information

<p>The Citadel (CitadelSports.com) John Brush (jbrush@citadel.edu) Phone: 843-953-6795</p> <p>ETSU (ETSUBucs.com) Kevin Brown (brownk@etsu.edu) Phone: 423-439-5263</p> <p>Furman (FurmanPaladins.com) Jordan Caskey (jordan.caskey@furman.edu) Phone: 864-294-3065</p> <p>Mercer (MercerBears.com) Amanda Cover (cover_al@mercer.edu) Phone: 478-301-5218</p> <p>UNCG (UNCGSpartans.com) Denise Archetto (d_archetto@uncg.edu) Phone: 770-598-2901</p> <p>Samford (SamfordSports.com) Jacob Horton (jhorton8@samford.edu) Phone: 205-726-4217</p>	<p>Chattanooga (GoMocs.com) Corey Belonzi (corey-belonzi@utc.edu) Phone: 423-425-2116</p> <p>VMI (VMIKeydets.com) Daniel Whitehead (whiteheadk@vmi.edu) Phone: 540-464-7514</p> <p>Western Carolina (CatamountSports.com) Steven Grandy (sgrandy@email.wcu.edu) Phone: 828-227-2655</p> <p>Wofford (WoffordTerriers.com) Ryan Scott (scottrm@wofford.edu) Phone: 864-597-4092</p> <p>Southern Conference (SoConSports.com) Phil Perry (pperry@socon.org) Phone: 864-591-5100 // Cell: 864-525-5174</p>	
--	---	--

2022-23 Southern Conference
CONFERENCE BASKETBALL STATISTICS
Through games of Jan 24, 2023 (All games)

SCORING OFFENSE	G	W-L	Pts	Avg/G
1. Furman	21	15-6	1730	82.4
2. Chattanooga	21	11-10	1640	78.1
3. Samford	21	14-7	1639	78.0
4. Western Carolina	21	11-10	1577	75.1
5. Wofford	21	11-10	1557	74.1
6. VMI	21	5-16	1504	71.6
7. UNCG	21	13-8	1488	70.9
8. Mercer	21	9-12	1471	70.0
9. ETSU	21	8-13	1464	69.7
10. The Citadel	20	8-12	1378	68.9

SCORING DEFENSE	G	Pts	Avg/G
1. UNCG	21	1342	63.9
2. ETSU	21	1431	68.1
3. Mercer	21	1438	68.5
4. Western Carolina	21	1446	68.9
5. Wofford	21	1450	69.0
6. Samford	21	1456	69.3
7. Chattanooga	21	1477	70.3
8. Furman	21	1522	72.5
9. The Citadel	20	1489	74.4
10. VMI	21	1578	75.1

SCORING MARGIN	G	Offense	Defense	Margin
1. Furman	21	82.4	72.5	+9.9
2. Samford	21	78.0	69.3	+8.7
3. Chattanooga	21	78.1	70.3	+7.8
4. UNCG	21	70.9	63.9	+7.0
5. Western Carolina	21	75.1	68.9	+6.2
6. Wofford	21	74.1	69.0	+5.1
7. Mercer	21	70.0	68.5	+1.6
8. ETSU	21	69.7	68.1	+1.6
9. VMI	21	71.6	75.1	-3.5
10. The Citadel	20	68.9	74.4	-5.5

FREE THROW PCT	G	FTM	FTA	Pct.
1. The Citadel	20	261	338	.772
2. VMI	21	202	265	.762
3. Furman	21	279	369	.756
4. Wofford	21	249	333	.748
5. Samford	21	359	481	.746
6. UNCG	21	292	400	.730
7. Chattanooga	21	283	392	.722
8. Western Carolina	21	297	415	.716
9. Mercer	21	239	342	.699
10. ETSU	21	222	339	.655

FIELD GOAL PERCENTAGE	G	FGM	FGA	Pct.
1. Furman	21	622	1262	.493
2. Wofford	21	574	1226	.468
3. Mercer	21	553	1198	.462
4. ETSU	21	557	1214	.459
5. Chattanooga	21	557	1219	.457
6. Samford	21	545	1212	.450
7. VMI	21	544	1253	.434
8. UNCG	21	517	1195	.433
9. Western Carolina	21	541	1264	.428
10. The Citadel	20	486	1143	.425

FIELD GOAL PCT DEFENSE	G	FGM	FGA	Pct.
1. UNCG	21	474	1185	.400
2. Chattanooga	21	539	1273	.423
3. Samford	21	496	1161	.427
4. The Citadel	20	512	1190	.430
5. ETSU	21	521	1210	.431
6. Mercer	21	505	1169	.432
7. Western Carolina	21	529	1210	.437
8. Furman	21	554	1224	.453
9. Wofford	21	546	1204	.453
10. VMI	21	559	1229	.455

3-POINT FG PCT	G	3FGM	3FGA	Pct.
1. VMI	21	214	566	.378
2. Chattanooga	21	243	657	.370
3. Furman	21	207	582	.356
4. Mercer	21	126	357	.353
5. Western Carolina	21	198	565	.350
6. Samford	21	190	545	.349
7. UNCG	21	162	467	.347
8. Wofford	21	160	487	.329
9. The Citadel	20	145	453	.320
10. ETSU	21	128	412	.311

3-POINT FG PCT DEFENSE	G	3FGM	3FGA	Pct.
1. UNCG	21	148	484	.306
2. ETSU	21	167	539	.310
3. The Citadel	20	164	502	.327
4. Western Carolina	21	111	332	.334
5. Wofford	21	167	496	.337
6. Chattanooga	21	172	504	.341
7. Mercer	21	138	397	.348
8. VMI	21	212	598	.355
9. Furman	21	158	445	.355
10. Samford	21	183	491	.373

REBOUNDING OFFENSE	G	Rebounds	Avg/G
1. Western Carolina	21	800	38.1
2. Chattanooga	21	788	37.5
3. Samford	21	775	36.9
4. UNCG	21	769	36.6
5. ETSU	21	760	36.2
6. VMI	21	744	35.4
7. Furman	21	732	34.9
8. Mercer	21	712	33.9
9. Wofford	21	707	33.7
10. The Citadel	20	673	33.7

REBOUNDING DEFENSE	G	Rebounds	Avg/G
1. Wofford	21	626	29.8
2. Chattanooga	21	679	32.3
3. Furman	21	681	32.4
4. Mercer	21	686	32.7
5. ETSU	21	690	32.9
6. Samford	21	692	33.0
7. VMI	21	697	33.2
8. UNCG	21	718	34.2
Western Carolina	21	718	34.2
10. The Citadel	20	765	38.2

2022-23 Southern Conference
CONFERENCE BASKETBALL STATISTICS
Through games of Jan 24, 2023 (All games)

REBOUNDING MARGIN		G	Team	Avg.	Opp.	Avg.	Margin
1.	Chattanooga	21	788	37.5	679	32.3	+5.2
2.	Samford	21	775	36.9	692	33.0	+4.0
3.	Western Carolina	21	800	38.1	718	34.2	+3.9
4.	Wofford	21	707	33.7	626	29.8	+3.9
5.	ETSU	21	760	36.2	690	32.9	+3.3
6.	Furman	21	732	34.9	681	32.4	+2.4
	UNCG	21	769	36.6	718	34.2	+2.4
8.	VMI	21	744	35.4	697	33.2	+2.2
9.	Mercer	21	712	33.9	686	32.7	+1.2
10.	The Citadel	20	673	33.7	765	38.2	-4.6

BLOCKED SHOTS		G	No.	Avg/G
1.	Chattanooga	21	87	4.1
2.	Furman	21	64	3.0
3.	ETSU	21	62	3.0
4.	Western Carolina	21	60	2.9
5.	The Citadel	20	54	2.7
6.	UNCG	21	54	2.6
7.	Samford	21	53	2.5
8.	Mercer	21	43	2.0
9.	Wofford	21	40	1.9
10.	VMI	21	28	1.3

ASSISTS		G	No.	Avg/G
1.	Furman	21	372	17.7
2.	Chattanooga	21	330	15.7
3.	UNCG	21	311	14.8
4.	Mercer	21	300	14.3
5.	Western Carolina	21	274	13.0
6.	Wofford	21	268	12.8
	ETSU	21	268	12.8
8.	Samford	21	264	12.6
9.	VMI	21	260	12.4
10.	The Citadel	20	242	12.1

STEALS		G	No.	Avg/G
1.	Samford	21	158	7.5
2.	UNCG	21	151	7.2
3.	Furman	21	148	7.0
4.	ETSU	21	140	6.7
5.	Western Carolina	21	124	5.9
	VMI	21	124	5.9
	Wofford	21	124	5.9
8.	Chattanooga	21	121	5.8
9.	Mercer	21	120	5.7
10.	The Citadel	20	108	5.4

TURNOVER MARGIN		G	Team	Avg.	Opp.	Avg.	Margin
1.	UNCG	21	254	12.1	297	14.1	+2.0
2.	Samford	21	272	13.0	310	14.8	+1.8
3.	Furman	21	257	12.2	292	13.9	+1.7
4.	Wofford	21	232	11.0	246	11.7	+0.7
5.	Western Carolina	21	237	11.3	250	11.9	+0.6
6.	Mercer	21	241	11.5	246	11.7	+0.2
7.	ETSU	21	292	13.9	275	13.1	-0.8
8.	The Citadel	20	255	12.8	233	11.7	-1.1
9.	Chattanooga	21	258	12.3	221	10.5	-1.8
10.	VMI	21	287	13.7	243	11.6	-2.1

ASSIST/TURNOVER RATIO		G	Ast.	Avg.	T/O	Avg.	Ratio
1.	Furman	21	372	17.7	257	12.2	1.4
2.	Chattanooga	21	330	15.7	258	12.3	1.3
3.	Mercer	21	300	14.3	241	11.5	1.2
4.	UNCG	21	311	14.8	254	12.1	1.2
5.	Western Carolina	21	274	13.0	237	11.3	1.2
6.	Wofford	21	268	12.8	232	11.0	1.2
7.	Samford	21	264	12.6	272	13.0	1.0
8.	The Citadel	20	242	12.1	255	12.8	0.9
9.	ETSU	21	268	12.8	292	13.9	0.9
10.	VMI	21	260	12.4	287	13.7	0.9

OFFENSIVE REBOUNDS		G	No.	Avg/G
1.	ETSU	21	237	11.3
2.	Samford	21	234	11.1
3.	Western Carolina	21	228	10.9
4.	VMI	21	227	10.8
5.	Chattanooga	21	219	10.4
6.	UNCG	21	210	10.0
7.	Mercer	21	208	9.9
8.	Wofford	21	201	9.6
9.	Furman	21	191	9.1
10.	The Citadel	20	153	7.7

DEFENSIVE REBOUNDS		G	No.	Avg/G
1.	Western Carolina	21	572	27.2
2.	Chattanooga	21	569	27.1
3.	UNCG	21	559	26.6
4.	The Citadel	20	520	26.0
5.	Samford	21	541	25.8
	Furman	21	541	25.8
7.	ETSU	21	523	24.9
8.	VMI	21	517	24.6
9.	Wofford	21	506	24.1
10.	Mercer	21	504	24.0

DEFENSIVE REB PCT.		G	D-Reb	Opp. OR	D-Reb%
1.	Western Carolina	21	572	179	.762
2.	Wofford	21	506	165	.754
3.	Chattanooga	21	569	190	.750
4.	Furman	21	541	185	.745
5.	Samford	21	541	192	.738
6.	UNCG	21	559	199	.737
7.	VMI	21	517	197	.724
8.	ETSU	21	523	204	.719
9.	Mercer	21	504	210	.706
10.	The Citadel	20	520	221	.702

OFFENSIVE REB PCT.		G	O-Reb	Opp. DR	O-Reb%
1.	ETSU	21	237	486	.328
2.	Samford	21	234	500	.319
3.	VMI	21	227	500	.312
4.	Chattanooga	21	219	489	.309
5.	Mercer	21	208	476	.304
6.	Wofford	21	201	461	.304
7.	Western Carolina	21	228	539	.297
8.	UNCG	21	210	519	.288
9.	Furman	21	191	496	.278
10.	The Citadel	20	153	544	.220

2022-23 Southern Conference
CONFERENCE BASKETBALL STATISTICS
Through games of Jan 24, 2023 (All games)

3-POINT FG MADE	G	No.	Avg/G
1. Chattanooga	21	243	11.6
2. VMI	21	214	10.2
3. Furman	21	207	9.9
4. Western Carolina	21	198	9.4
5. Samford	21	190	9.0
6. UNCG	21	162	7.7
7. Wofford	21	160	7.6
8. The Citadel	20	145	7.3
9. ETSU	21	128	6.1
10. Mercer	21	126	6.0

2022-23 Southern Conference
CONFERENCE BASKETBALL STATISTICS
Through games of Jan 24, 2023 (All games)

Team	Conference	Pct.	PF	PA	Overall	Pct.	PF	PA	Current unbeaten streak
Samford	8-0	1.000	76.4	66.8	14-7	.667	78.0	69.3	Samford -- 8
UNCG	7-1	.875	71.9	60.9	13-8	.619	70.9	63.9	UNCG -- 4
Furman	6-2	.750	82.0	71.8	15-6	.714	82.4	72.5	Furman -- 2
Western Carolina	4-4	.500	68.5	68.6	11-10	.524	75.1	68.9	ETSU -- 1
ETSU	4-4	.500	67.6	66.9	8-13	.381	69.7	68.1	The Citadel -- 1
Chattanooga	3-5	.375	74.2	73.0	11-10	.524	78.1	70.3	
Wofford	3-5	.375	70.2	72.1	11-10	.524	74.1	69.0	
The Citadel	3-5	.375	65.9	74.5	8-12	.400	68.9	74.4	
Mercer	2-6	.250	58.5	67.9	9-12	.429	70.0	68.5	
VMI	0-8	.000	63.1	76.0	5-16	.238	71.6	75.1	

TEAM SUMMARIES	G	PF-PA	Avg score	Margin	FG-FGA	Pct.	3FG-FGA	Pct.	FT-FTA	Pct.	RebF	RebA	Margin
Chattanooga	21	1640-1477	78.1-70.3	+7.8	557-1219	.457	243-657	.370	283-392	.722	788	679	+5.2
ETSU	21	1464-1431	69.7-68.1	+1.6	557-1214	.459	128-412	.311	222-339	.655	760	690	+3.3
Furman	21	1730-1522	82.4-72.5	+9.9	622-1262	.493	207-582	.356	279-369	.756	732	681	+2.4
Mercer	21	1471-1438	70.0-68.5	+1.6	553-1198	.462	126-357	.353	239-342	.699	712	686	+1.2
Samford	21	1639-1456	78.0-69.3	+8.7	545-1212	.450	190-545	.349	359-481	.746	775	692	+4.0
The Citadel	20	1378-1489	68.9-74.4	-5.5	486-1143	.425	145-453	.320	261-338	.772	673	765	-4.6
UNCG	21	1488-1342	70.9-63.9	+7.0	517-1195	.433	162-467	.347	292-400	.730	769	718	+2.4
VMI	21	1504-1578	71.6-75.1	-3.5	544-1253	.434	214-566	.378	202-265	.762	744	697	+2.2
Western Carolina	21	1577-1446	75.1-68.9	+6.2	541-1264	.428	198-565	.350	297-415	.716	800	718	+3.9
Wofford	21	1557-1450	74.1-69.0	+5.1	574-1226	.468	160-487	.329	249-333	.748	707	626	+3.9

ATTENDANCE	Home	Average	Away	Average	Neutral	Average	Total	Average
Chattanooga	11-33210	3019	10-29746	2975	0-0	0	21-62956	2998
ETSU	11-33438	3040	8-25412	3176	2-1796	898	21-60646	2888
Furman	10-18725	1872	7-25255	3608	4-7768	1942	21-51748	2464
Mercer	8-9848	1231	10-23160	2316	3-804	268	21-33812	1610
Samford	12-28182	2348	9-18183	2020	0-0	0	21-46365	2208
The Citadel	8-11703	1463	10-39990	3999	2-467	234	20-52160	2608
UNCG	9-11051	1228	9-38101	4233	3-0	0	21-49152	2341
VMI	9-10655	1184	10-20520	2052	2-264	132	21-31439	1497
Western Carolina	9-12968	1441	10-35823	3582	2-390	195	21-49181	2342
Wofford	12-14261	1188	9-34902	3878	0-0	0	21-49163	2341
Totals	99-184041	1859	92-291092	3164	18-11489	638	209-486622	2328

2022-23 Southern Conference
INDIVIDUAL BASKETBALL STATISTICS
Through games of Jan 24, 2023 (All games)

To be ranked, a player must appear in at least 75.0% of their team's games.

SCORING								REBOUNDING							
	Cl	G	FG	3FG	FT	Pts	Avg/G		Cl	G	Off	Def	Total	Avg/G	
1. Jake Stephens-UTC	Sr	20	150	42	93	435	21.8	1. Jake Stephens-UTC	Sr	20	48	156	204	10.2	
2. Mike Bothwell-FUR	Sr	21	144	32	93	413	19.7	2. Tyzhaun Claude-WCU	Jr	21	69	106	175	8.3	
3. Stephen Clark-CIT	Sr	20	138	6	56	338	16.9	3. Vonterius Woolbright-WCU	Sr	20	30	114	144	7.2	
4. B.J. Mack-WOF	Sr	20	116	30	49	311	15.6	4. Jaden Seymour-ETSU	So	18	45	83	128	7.1	
5. Jalen Slawson-FUR	Sr	21	116	21	67	320	15.2	5. Jermaine Marshall-SAM	Jr	20	42	100	142	7.1	
6. Tyzhaun Claude-WCU	Jr	21	112	2	90	316	15.0	6. Jalen Slawson-FUR	Sr	21	33	111	144	6.9	
7. Austin Ash-CIT	Sr	20	96	67	40	299	15.0	7. Stephen Clark-CIT	Sr	20	32	102	134	6.7	
8. Sean Conway-VMI	Sr	21	109	55	32	305	14.5	8. Keondre Kennedy-UNCG	Sr	19	18	104	122	6.4	
9. Jordan King-ETSU	Sr	21	108	44	42	302	14.4	9. Mohammed Abdulsalam-UNCG	Sr	21	34	98	132	6.3	
10. Jalyn McCreary-MER	So	21	140	0	20	300	14.3	10. Jalen Haynes-ETSU	So	21	52	74	126	6.0	
11. Asher Woods-VMI	Fr	21	105	32	57	299	14.2	11. Sean Conway-VMI	Sr	21	41	83	124	5.9	
12. Jackson Paveletzke-WOF	Fr	21	96	27	78	297	14.1	12. Taeshaud Jackson-VMI	Fr	20	37	80	117	5.9	
13. Vonterius Woolbright-WCU	Sr	20	97	5	81	280	14.0	13. Logan Dye-SAM	Sr	21	38	77	115	5.5	
14. Logan Dye-SAM	Sr	21	106	26	54	292	13.9	14. Josh Taylor-ETSU	Jr	16	35	52	87	5.4	
15. Keyshaun Langley-UNCG	Sr	21	99	57	36	291	13.9	15. Jalyn McCreary-MER	So	21	42	71	113	5.4	
16. Tre Jackson-WCU	Jr	20	85	70	28	268	13.4	16. Messiah Jones-WOF	Sr	21	46	62	108	5.1	
17. Keondre Kennedy-UNCG	Sr	19	80	40	53	253	13.3	17. Austin Ash-CIT	Sr	20	9	93	102	5.1	
18. Jamal Johnson-UTC	Sr	21	85	55	52	277	13.2	18. Kyler Filewich-WOF	Jr	21	44	63	107	5.1	
19. Jalen Haynes-ETSU	So	21	102	3	62	269	12.8	19. Marcus Foster-FUR	Jr	21	25	81	106	5.0	
20. Kamar Robertson-MER	Sr	19	71	32	54	228	12.0	20. Rickey Bradley-VMI	Fr	21	29	76	105	5.0	
21. Jermaine Marshall-SAM	Jr	20	75	21	67	238	11.9								
22. Deanthony Tipler-ETSU	Sr	17	69	37	21	196	11.5								
23. Marcus Foster-FUR	Jr	21	81	42	32	236	11.2								
24. Mikeal Brown-Jones-UNCG	Jr	21	88	7	52	235	11.2								
25. Tyler Houser-VMI	Fr	21	84	32	20	220	10.5								
26. Russell Jones Jr.-WCU	Jr	21	70	40	31	211	10.0								
27. JP Pegues-FUR	So	21	74	39	21	208	9.9								
28. Tony Felder-VMI	Fr	21	69	33	36	207	9.9								
29. Shawn Walker Jr.-MER	Sr	20	72	24	21	189	9.5								
30. Corey Tripp-WOF	So	21	74	33	16	197	9.4								
Bubba Parham-SAM	Sr	21	56	38	47	197	9.4								

FIELD GOAL PCT						ASSISTS				
	Cl	G	FGM	FGA	Pct.		Cl	G	No.	Avg/G
1. Kyler Filewich-WOF	Jr	21	65	99	.657	1. Vonterius Woolbright-WCU	Sr	20	94	4.7
2. Josh Taylor-ETSU	Jr	16	56	95	.589	2. Luis Hurtado-MER	Sr	20	82	4.1
3. Mikeal Brown-Jones-UNCG	Jr	21	88	151	.583	3. Kobe Langley-UNCG	Sr	21	80	3.8
4. Jalen Haynes-ETSU	So	21	102	177	.576	4. JP Pegues-FUR	So	21	79	3.8
5. Jalen Slawson-FUR	Sr	21	116	203	.571	Dante Treacy-UNCG	Sr	21	79	3.8
6. Jalyn McCreary-MER	So	21	140	251	.558	6. Jackson Paveletzke-WOF	Fr	21	78	3.7
7. Jake Stephens-UTC	Sr	20	150	273	.549	7. Mike Bothwell-FUR	Sr	21	76	3.6
8. Garrett Hien-FUR	Jr	20	63	115	.548	Jalen Slawson-FUR	Sr	21	76	3.6
9. Mike Bothwell-FUR	Sr	21	144	265	.543	9. Jake Stephens-UTC	Sr	20	71	3.6
10. Messiah Jones-WOF	Sr	21	73	138	.529	10. Tony Felder-VMI	Fr	21	74	3.5
11. Stephen Clark-CIT	Sr	20	138	267	.517	11. Allen Strothers-ETSU	Fr	21	68	3.2
12. Justice Smith-ETSU	So	21	70	136	.515	12. Jaron Rillie-SAM	So	21	63	3.0
13. Tyzhaun Claude-WCU	Jr	21	112	220	.509	Dalvin White-UTC	Sr	19	57	3.0
14. Logan Dye-SAM	Sr	21	106	209	.507	14. Jordan King-ETSU	Sr	21	62	3.0
15. B.J. Mack-WOF	Sr	20	116	232	.500	15. Rickey Bradley-VMI	Fr	21	56	2.7

2022-23 Southern Conference
INDIVIDUAL BASKETBALL STATISTICS
Through games of Jan 24, 2023 (All games)

FREE THROW PCT					
	Cl	G	FTM	FTA	Pct.
1. Austin Ash-CIT	Sr	20	40	43	.930
2. Jamal Johnson-UTC	Sr	21	52	59	.881
3. Jackson Paveletzke-WOF	Fr	21	78	89	.876
4. Jake Stephens-UTC	Sr	20	93	110	.845
5. Mike Bothwell-FUR	Sr	21	93	111	.838
6. Keondre Kennedy-UNCG	Sr	19	53	64	.828
7. Bubba Parham-SAM	Sr	21	47	57	.825
8. Kamar Robertson-MER	Sr	19	54	66	.818
9. B.J. Mack-WOF	Sr	20	49	60	.817
10. Dante Treacy-UNCG	Sr	21	43	53	.811
11. Jordan King-ETSU	Sr	21	42	52	.808
12. Jermaine Marshall-SAM	Jr	20	67	83	.807
13. Asher Woods-VMI	Fr	21	57	72	.792
14. Jalen Slawson-FUR	Sr	21	67	87	.770
15. Mikeal Brown-Jones-UNCG	Jr	21	52	68	.765

STEALS				
	Cl	G	No.	Avg/G
1. Kobe Langley-UNCG	Sr	21	40	1.9
2. Russell Jones Jr.-WCU	Jr	21	38	1.8
3. Elijah Morgan-CIT	Jr	20	36	1.8
4. Keyshaun Langley-UNCG	Sr	21	36	1.7
5. A.J. Staton-McCray-SAM	So	20	34	1.7
6. Jalen Slawson-FUR	Sr	21	32	1.5
7. Jordan King-ETSU	Sr	21	28	1.3
8. Corey Tripp-WOF	So	21	27	1.3
9. Tre Jackson-WCU	Jr	20	25	1.3
10. Deanthony Tipler-ETSU	Sr	17	21	1.2
11. Kamar Robertson-MER	Sr	19	23	1.2
12. Allen Strothers-ETSU	Fr	21	25	1.2
Jaron Rillie-SAM	So	21	25	1.2
14. Austin Ash-CIT	Sr	20	22	1.1
15. Sean Conway-VMI	Sr	21	23	1.1
Jamal Johnson-UTC	Sr	21	23	1.1

3-POINT FG PCT					
	Cl	G	3FG	FGA	Pct.
1. Jackson Price-CIT	So	19	19	39	.487
2. Kamar Robertson-MER	Sr	19	32	70	.457
3. Sean Conway-VMI	Sr	21	55	128	.430
4. Tre Jackson-WCU	Jr	20	70	163	.429
5. Dalvin White-UTC	Sr	19	38	89	.427
6. Keyshaun Langley-UNCG	Sr	21	57	134	.425
7. Tyler Houser-VMI	Fr	21	32	77	.416
8. Jake Stephens-UTC	Sr	20	42	103	.408
9. Logan Dye-SAM	Sr	21	26	64	.406
10. Devin Butler-VMI	Jr	21	35	87	.402
11. Jackson Paveletzke-WOF	Fr	21	27	68	.397
12. Keondre Kennedy-UNCG	Sr	19	40	101	.396
13. Marcus Foster-FUR	Jr	21	42	107	.393
14. Russell Jones Jr.-WCU	Jr	21	40	103	.388
15. Jamal Johnson-UTC	Sr	21	55	143	.385

3-POINT FG MADE				
	Cl	G	3FG	Avg/G
1. Tre Jackson-WCU	Jr	20	70	3.5
2. Austin Ash-CIT	Sr	20	67	3.4
3. Keyshaun Langley-UNCG	Sr	21	57	2.7
4. Sean Conway-VMI	Sr	21	55	2.6
Jamal Johnson-UTC	Sr	21	55	2.6
6. Deanthony Tipler-ETSU	Sr	17	37	2.2
7. Keondre Kennedy-UNCG	Sr	19	40	2.1
8. Jake Stephens-UTC	Sr	20	42	2.1
9. Jordan King-ETSU	Sr	21	44	2.1
10. Marcus Foster-FUR	Jr	21	42	2.0
Dalvin White-UTC	Sr	19	38	2.0
12. Russell Jones Jr.-WCU	Jr	21	40	1.9
13. JP Pegues-FUR	So	21	39	1.9
14. Bubba Parham-SAM	Sr	21	38	1.8
15. Kamar Robertson-MER	Sr	19	32	1.7

BLOCKED SHOTS				
	Cl	G	No.	Avg/G
1. Jake Stephens-UTC	Sr	20	47	2.4
2. Stephen Clark-CIT	Sr	20	39	2.0
3. Jalen Slawson-FUR	Sr	21	32	1.5
4. Achor Achor-SAM	So	19	18	0.9
5. Josh Taylor-ETSU	Jr	16	15	0.9
6. Tyzhaun Claude-WCU	Jr	21	19	0.9
7. Jaden Seymour-ETSU	So	18	16	0.9
8. Sam Alexis-UTC	Fr	18	13	0.7
9. Tyler Harris-WCU	Sr	21	14	0.7
Mohammed Abdulsalam-UNCG	Sr	21	14	0.7
11. Keondre Kennedy-UNCG	Sr	19	12	0.6
12. Logan Dye-SAM	Sr	21	13	0.6
13. Jalyn McCreary-MER	So	21	12	0.6
14. Bas Leyte-UNCG	Sr	21	11	0.5
Tyler Houser-VMI	Fr	21	11	0.5

ASSIST/TURNOVER RATIO					
	Cl	G	Ast.	T/O	Ratio
1. Dalvin White-UTC	Sr	19	57	14	4.1
2. Kobe Langley-UNCG	Sr	21	80	32	2.5
3. Jaron Rillie-SAM	So	21	63	29	2.2
4. Vonterius Woolbright-WCU	Sr	20	94	49	1.9
5. Jackson Paveletzke-WOF	Fr	21	78	42	1.9
6. Mike Bothwell-FUR	Sr	21	76	41	1.9
7. Luis Hurtado-MER	Sr	20	82	45	1.8
8. JP Pegues-FUR	So	21	79	44	1.8
9. Dante Treacy-UNCG	Sr	21	79	45	1.8
10. Tony Felder-VMI	Fr	21	74	49	1.5
11. Jalen Slawson-FUR	Sr	21	76	55	1.4
12. Allen Strothers-ETSU	Fr	21	68	51	1.3
13. Jake Stephens-UTC	Sr	20	71	56	1.3

2022-23 Southern Conference
INDIVIDUAL BASKETBALL STATISTICS
Through games of Jan 24, 2023 (All games)

OFFENSIVE REBOUNDS	Cl	G	No.	Avg/G
1. Tyzhaun Claude-WCU	Jr	21	69	3.3
2. Jaden Seymour-ETSU	So	18	45	2.5
3. Jalen Haynes-ETSU	So	21	52	2.5
4. Jake Stephens-UTC	Sr	20	48	2.4
5. Messiah Jones-WOF	Sr	21	46	2.2
Bas Leyte-UNCG	Sr	21	46	2.2
7. Josh Taylor-ETSU	Jr	16	35	2.2
8. Jermaine Marshall-SAM	Jr	20	42	2.1
9. Kyler Filewich-WOF	Jr	21	44	2.1
10. Jalyn McCreary-MER	So	21	42	2.0
11. Sean Conway-VMI	Sr	21	41	2.0
12. Taeshaud Jackson-VMI	Fr	20	37	1.9
13. Logan Dye-SAM	Sr	21	38	1.8
14. Achor Achor-SAM	So	19	34	1.8
15. Mikeal Brown-Jones-UNCG	Jr	21	36	1.7

DEFENSIVE REBOUNDS	Cl	G	No.	Avg/G
1. Jake Stephens-UTC	Sr	20	156	7.8
2. Vonterius Woolbright-WCU	Sr	20	114	5.7
3. Keondre Kennedy-UNCG	Sr	19	104	5.5
4. Jalen Slawson-FUR	Sr	21	111	5.3
5. Stephen Clark-CIT	Sr	20	102	5.1
6. Tyzhaun Claude-WCU	Jr	21	106	5.0
7. Jermaine Marshall-SAM	Jr	20	100	5.0
8. Mohammed Abdulsalam-UNCG	Sr	21	98	4.7
9. Austin Ash-CIT	Sr	20	93	4.7
10. Jaden Seymour-ETSU	So	18	83	4.6
11. Taeshaud Jackson-VMI	Fr	20	80	4.0
Amarri Tice-WOF	Fr	18	72	4.0
13. Sean Conway-VMI	Sr	21	83	4.0
14. Marcus Foster-FUR	Jr	21	81	3.9
15. Asher Woods-VMI	Fr	21	79	3.8

MINUTES PLAYED	Cl	G	No.	Avg/G
1. Austin Ash-CIT	Sr	20	745	37.2
2. Asher Woods-VMI	Fr	21	726	34.6
3. Jordan King-ETSU	Sr	21	722	34.4
4. Mike Bothwell-FUR	Sr	21	717	34.1
5. Stephen Clark-CIT	Sr	20	677	33.8
6. Tre Jackson-WCU	Jr	20	665	33.2
7. Jake Stephens-UTC	Sr	20	644	32.2
8. Sean Conway-VMI	Sr	21	674	32.1
9. Jackson Paveletzke-WOF	Fr	21	673	32.0
10. Vonterius Woolbright-WCU	Sr	20	625	31.3
11. JP Pegues-FUR	So	21	650	31.0
12. Russell Jones Jr.-WCU	Jr	21	646	30.8
13. Jalen Slawson-FUR	Sr	21	644	30.7
14. Keondre Kennedy-UNCG	Sr	19	568	29.9
15. Corey Tripp-WOF	So	21	626	29.8
16. Elijah Morgan-CIT	Jr	20	595	29.8
17. Rickey Bradley-VMI	Fr	21	624	29.7
Keyshaun Langley-UNCG	Sr	21	624	29.7
19. Tyler Harris-WCU	Sr	21	622	29.6
20. B.J. Mack-WOF	Sr	20	587	29.4
21. Jamal Johnson-UTC	Sr	21	611	29.1
22. Bubba Parham-SAM	Sr	21	594	28.3
23. Shawn Walker Jr.-MER	Sr	20	564	28.2
24. Marcus Foster-FUR	Jr	21	592	28.2
25. A.J. Caldwell-UTC	Sr	21	591	28.1
26. Kamar Robertson-MER	Sr	19	528	27.8
27. Dante Treacy-UNCG	Sr	21	582	27.7
28. Luis Hurtado-MER	Sr	20	548	27.4
29. Jalen Haynes-ETSU	So	21	568	27.0
30. Deanthony Tipler-ETSU	Sr	17	452	26.6

2022-23 Southern Conference
Conference Team Highs
Through games of Jan 24, 2023 (All games)

TEAM HIGHS (highest totals made by)

Points	120	Wofford vs Bob Jones (11/07/22)
	120	UNCG vs Warren Wilson (12/18/22)
Margin	72 (120-48)	Wofford vs Bob Jones (11/07/22)
	72 (120-48)	UNCG vs Warren Wilson (12/18/22)
Field goals made	49	Wofford vs Bob Jones (11/07/22)
	46	Mercer vs Milligan (11/11/22)
Field goal attempts	86	Western Carolina vs Toccoa Falls (12/20/22)
	83	The Citadel vs Morris (11/15/22)
Field goal percentage	.662 (45-68)	UNCG vs Warren Wilson (12/18/22)
	.661 (37-56)	VMI vs Regent (11/26/22)
3-Pt FG made	22	Chattanooga vs Covenant (11/19/22)
	20	VMI vs Carlow (12/07/22)
3-Pt FG attempts	53	VMI vs Carlow (12/07/22)
	44	Furman vs Anderson (12/19/22)
3-Pt percentage	.625 (10-16)	Furman at Mercer (01/11/23)
	.615 (16-26)	VMI at Chattanooga (01/07/23)
Free throws made	33	UNCG at Furman (01/14/23)
	29	Samford at The Citadel (12/31/22)
Free throw attempts	42	ETSU vs Little Rock (11/17/22)
	41	UNCG at Furman (01/14/23)
Free throw percentage	1.000 (17-17)	The Citadel at VMI (01/21/23)
	1.000 (12-12)	The Citadel vs IUPUI (11/25/22)
	1.000 (11-11)	VMI at Furman (12/29/22)
	1.000 (7-7)	Wofford at Texas A&M (12/20/22)
Rebounds	69	The Citadel vs Morris (11/15/22)
	64	Western Carolina vs Brescia (11/13/22)
Assists	32	UNCG vs Warren Wilson (12/18/22)
	31	Mercer vs Milligan (11/11/22)
	31	Mercer vs Middle Georgia State (12/06/22)
Steals	16	ETSU at The Citadel (01/11/23)
	15	Furman vs North Greenville (11/07/22)
Blocked shots	11	Chattanooga vs Johnson (Tenn.) (12/10/22)
	9	The Citadel vs Western Carolina (01/14/23)
	9	Western Carolina vs Wofford (01/18/23)
Turnovers	24	VMI vs SIUE (11/19/22)
	23	Samford vs Louisiana Tech (11/25/22)
Fouls	29	The Citadel at N.C. Central (12/20/22)
	29	Furman vs UNCG (01/14/23)

2022-23 Southern Conference
Conference Individual Highs
Through games of Jan 24, 2023 (All games)

INDIVIDUAL PLAYER GAME HIGHS

Points	42	Jordan King (ETSU) at The Citadel (01/11/23)
	37	Jake Stephens (Chattanooga) vs VMI (01/07/23)
Field goals made	14	Jordan King (ETSU) at The Citadel (01/11/23)
	13	Jake Stephens (Chattanooga) vs Western Carolina (01/11/23)
Field goal attempts	21	Jake Stephens (Chattanooga) vs Milwaukee (12/06/22)
	20	Mike Bothwell (Furman) vs Penn State (11/17/22)
	20	Keyshaun Langley (UNCG) at Wofford (12/31/22)
	20	Stephen Clark (The Citadel) vs Western Carolina (01/14/23)
Field goal percentage	1.000 (8-8)	Jalen Haynes (ETSU) vs Mars Hill (11/30/22)
	.923 (12-13)	Jalyn McCreary (Mercer) vs Middle Georgia State (12/06/22)
3-Pt FG made	9	Austin Ash (The Citadel) vs Longwood (12/17/22)
	8	Jordan King (ETSU) at The Citadel (01/11/23)
3-Pt FG attempts	17	Devin Butler (VMI) vs Carlow (12/07/22)
	17	Austin Ash (The Citadel) vs Longwood (12/17/22)
3-Pt percentage	.857 (6-7)	Sean Conway (VMI) vs Regent (11/26/22)
	.857 (6-7)	Sean Conway (VMI) vs Navy (12/03/22)
	.857 (6-7)	Marcus Foster (Furman) at Mercer (01/11/23)
	.857 (6-7)	Carson McCorkle (Wofford) vs VMI (01/14/23)
Free throws made	13	Jermaine Marshall (Samford) at UCF (12/04/22)
	13	Mike Bothwell (Furman) at Wofford (01/22/23)
Free throw attempts	16	Jermaine Marshall (Samford) at UCF (12/04/22)
	14	Achor Achor (Samford) at Alabama A&M (11/17/22)
	14	Keondre Kennedy (UNCG) vs UMBC (11/22/22)
	14	Tyzhaun Claude (Western Carolina) at Tennessee Tech (12/17/22)
	14	Mike Bothwell (Furman) at Wofford (01/22/23)
Free throw percentage	1.000 (11-11)	Mike Bothwell (Furman) vs Stephen F. Austin (12/17/22)
	1.000 (10-10)	Mike Bothwell (Furman) at App State (11/29/22)
	1.000 (9-9)	Jalen Haynes (ETSU) vs Louisiana (11/13/22)
	1.000 (9-9)	Keondre Kennedy (UNCG) vs Montana State (11/25/22)
	1.000 (9-9)	Tyzhaun Claude (Western Carolina) vs Toccoa Falls (12/20/22)
	1.000 (9-9)	Jaron Rillie (Samford) at The Citadel (12/31/22)
	1.000 (8-8)	Jermaine Marshall (Samford) vs Spring Hill (11/10/22)
	1.000 (8-8)	Jackson Paveletzke (Wofford) vs North Carolina A&T (11/20/22)
	1.000 (8-8)	Austin Ash (The Citadel) at Charleston Southern (11/30/22)
	1.000 (8-8)	B.J. Mack (Wofford) vs ETSU (12/29/22)
	1.000 (8-8)	Austin Ash (The Citadel) at VMI (01/21/23)
Rebounds	20	Jake Stephens (Chattanooga) vs Belmont (12/18/22)
	17	Tyzhaun Claude (Western Carolina) at The Citadel (01/14/23)
Assists	10	DJ Campbell (Western Carolina) vs Brescia (11/13/22)
	10	Luis Hurtado (Mercer) vs Winthrop (11/19/22)
	10	Rickey Bradley (VMI) vs Carlow (12/07/22)
	10	Jackson Paveletzke (Wofford) vs Montreat (12/17/22)
	10	Jaron Rillie (Samford) vs Mercer (12/28/22)
	10	Vonterius Woolbright (Western Carolina) vs Wofford (01/18/23)
Steals	7	Jordan King (ETSU) at The Citadel (01/11/23)
	6	Jaron Rillie (Samford) vs Wofford (01/11/23)
Blocked shots	5	Jake Stephens (Chattanooga) at Gardner-Webb (12/03/22)
	5	Jake Stephens (Chattanooga) vs Belmont (12/18/22)
	5	Jake Stephens (Chattanooga) at The Citadel (12/29/22)
	5	Stephen Clark (The Citadel) vs ETSU (01/11/23)
	5	Stephen Clark (The Citadel) vs Western Carolina (01/14/23)
Turnovers	8	Jake Stephens (Chattanooga) at Col. of Charleston (11/07/22)
	7	JP Pegues (Furman) vs South Carolina State (12/03/22)
	7	Mike Bothwell (Furman) vs Stephen F. Austin (12/17/22)
	7	Jake Stephens (Chattanooga) vs Belmont (12/18/22)

7	Asher Woods (VMI) at Chattanooga (01/07/23)
7	Austin Ash (The Citadel) vs ETSU (01/11/23)

2022-23 Southern Conference
CONFERENCE BASKETBALL STATISTICS
Through games of Jan 24, 2023 (Conference games only)

SCORING OFFENSE	G	W-L	Pts	Avg/G
1. Furman	8	6-2	656	82.0
2. Samford	8	8-0	611	76.4
3. Chattanooga	8	3-5	594	74.2
4. UNCG	8	7-1	575	71.9
5. Wofford	8	3-5	562	70.2
6. Western Carolina	8	4-4	548	68.5
7. ETSU	8	4-4	541	67.6
8. The Citadel	8	3-5	527	65.9
9. VMI	8	0-8	505	63.1
10. Mercer	8	2-6	468	58.5

SCORING DEFENSE	G	Pts	Avg/G
1. UNCG	8	487	60.9
2. Samford	8	534	66.8
3. ETSU	8	535	66.9
4. Mercer	8	543	67.9
5. Western Carolina	8	549	68.6
6. Furman	8	574	71.8
7. Wofford	8	577	72.1
8. Chattanooga	8	584	73.0
9. The Citadel	8	596	74.5
10. VMI	8	608	76.0

SCORING MARGIN	G	Offense	Defense	Margin
1. UNCG	8	71.9	60.9	+11.0
2. Furman	8	82.0	71.8	+10.2
3. Samford	8	76.4	66.8	+9.6
4. Chattanooga	8	74.2	73.0	+1.2
5. ETSU	8	67.6	66.9	+0.8
6. Western Carolina	8	68.5	68.6	-0.1
7. Wofford	8	70.2	72.1	-1.9
8. The Citadel	8	65.9	74.5	-8.6
9. Mercer	8	58.5	67.9	-9.4
10. VMI	8	63.1	76.0	-12.9

FREE THROW PCT	G	FTM	FTA	Pct.
1. The Citadel	8	118	151	.781
2. Furman	8	128	166	.771
3. VMI	8	67	87	.770
4. Samford	8	121	158	.766
5. Wofford	8	90	120	.750
6. Chattanooga	8	106	142	.746
7. UNCG	8	127	175	.726
8. Western Carolina	8	103	145	.710
9. Mercer	8	67	100	.670
10. ETSU	8	79	125	.632

FIELD GOAL PERCENTAGE	G	FGM	FGA	Pct.
1. Furman	8	222	462	.481
2. Samford	8	203	431	.471
3. ETSU	8	207	450	.460
4. Wofford	8	209	460	.454
5. UNCG	8	194	433	.448
6. Chattanooga	8	201	462	.435
7. Western Carolina	8	189	459	.412
8. The Citadel	8	178	433	.411
9. VMI	8	185	457	.405
10. Mercer	8	184	460	.400

FIELD GOAL PCT DEFENSE	G	FGM	FGA	Pct.
1. UNCG	8	171	437	.391
2. ETSU	8	195	481	.405
3. Furman	8	198	466	.425
4. Samford	8	185	430	.430
5. Chattanooga	8	209	465	.449
6. Mercer	8	192	427	.450
7. The Citadel	8	206	457	.451
8. Western Carolina	8	197	437	.451
9. Wofford	8	209	459	.455
10. VMI	8	210	448	.469

3-POINT FG PCT	G	3FGM	3FGA	Pct.
1. Samford	8	84	213	.394
2. Furman	8	84	223	.377
3. UNCG	8	60	162	.370
4. VMI	8	68	197	.345
5. Chattanooga	8	86	256	.336
6. ETSU	8	48	145	.331
7. Western Carolina	8	67	203	.330
8. The Citadel	8	53	162	.327
9. Wofford	8	54	177	.305
10. Mercer	8	33	118	.280

3-POINT FG PCT DEFENSE	G	3FGM	3FGA	Pct.
1. ETSU	8	65	224	.290
2. UNCG	8	56	189	.296
3. Furman	8	50	157	.318
4. The Citadel	8	68	204	.333
5. Chattanooga	8	64	182	.352
6. Wofford	8	73	207	.353
7. Samford	8	66	187	.353
8. Western Carolina	8	53	143	.371
9. VMI	8	80	206	.388
10. Mercer	8	62	157	.395

REBOUNDING OFFENSE	G	Rebounds	Avg/G
1. ETSU	8	306	38.2
2. UNCG	8	282	35.2
3. Chattanooga	8	279	34.9
4. Western Carolina	8	278	34.8
5. Furman	8	275	34.4
6. Samford	8	269	33.6
7. Mercer	8	263	32.9
8. Wofford	8	258	32.2
9. VMI	8	256	32.0
10. The Citadel	8	251	31.4

REBOUNDING DEFENSE	G	Rebounds	Avg/G
1. Samford	8	244	30.5
2. ETSU	8	265	33.1
3. UNCG	8	268	33.5
4. Chattanooga	8	269	33.6
5. Western Carolina	8	272	34.0
6. VMI	8	272	34.0
7. Wofford	8	273	34.1
8. Furman	8	276	34.5
9. Mercer	8	280	35.0
10. The Citadel	8	298	37.2

2022-23 Southern Conference
CONFERENCE BASKETBALL STATISTICS
Through games of Jan 24, 2023 (Conference games only)

REBOUNDING MARGIN					
	G	Team	Avg.	Opp.	Avg. Margin
1. ETSU	8	306	38.2	265	33.1 +5.1
2. Samford	8	269	33.6	244	30.5 +3.1
3. UNCG	8	282	35.2	268	33.5 +1.8
4. Chattanooga	8	279	34.9	269	33.6 +1.2
5. Western Carolina	8	278	34.8	272	34.0 +0.8
6. Furman	8	275	34.4	276	34.5 -0.1
7. Wofford	8	258	32.2	273	34.1 -1.9
8. VMI	8	256	32.0	272	34.0 -2.0
9. Mercer	8	263	32.9	280	35.0 -2.1
10. The Citadel	8	251	31.4	298	37.2 -5.9

BLOCKED SHOTS			
	G	No.	Avg/G
1. Chattanooga	8	28	3.5
2. The Citadel	8	27	3.4
3. UNCG	8	25	3.1
4. Western Carolina	8	24	3.0
5. ETSU	8	22	2.8
6. Samford	8	17	2.1
Mercer	8	17	2.1
Furman	8	17	2.1
9. Wofford	8	15	1.9
10. VMI	8	11	1.4

ASSISTS			
	G	No.	Avg/G
1. Furman	8	118	14.8
2. Chattanooga	8	115	14.4
3. UNCG	8	112	14.0
4. Samford	8	107	13.4
5. Wofford	8	96	12.0
6. VMI	8	91	11.4
ETSU	8	91	11.4
8. The Citadel	8	90	11.3
9. Western Carolina	8	83	10.4
10. Mercer	8	74	9.3

STEALS			
	G	No.	Avg/G
1. UNCG	8	66	8.3
2. Samford	8	54	6.8
3. Chattanooga	8	50	6.3
4. Wofford	8	47	5.9
VMI	8	47	5.9
6. ETSU	8	46	5.8
7. The Citadel	8	45	5.6
8. Western Carolina	8	42	5.3
9. Mercer	8	41	5.1
10. Furman	8	36	4.5

TURNOVER MARGIN					
	G	Team	Avg.	Opp.	Avg. Margin
1. UNCG	8	82	10.3	115	14.4 +4.1
2. Furman	8	82	10.3	93	11.6 +1.4
3. Samford	8	80	10.0	88	11.0 +1.0
4. Wofford	8	83	10.4	90	11.3 +0.9
5. Western Carolina	8	79	9.9	83	10.4 +0.5
6. Mercer	8	88	11.0	88	11.0 +0.0
7. Chattanooga	8	89	11.1	88	11.0 -0.1
8. The Citadel	8	104	13.0	96	12.0 -1.0
9. VMI	8	109	13.6	82	10.3 -3.4
ETSU	8	107	13.4	80	10.0 -3.4

ASSIST/TURNOVER RATIO						
	G	Ast.	Avg.	T/O	Avg.	Ratio
1. Furman	8	118	14.8	82	10.3	1.4
2. UNCG	8	112	14.0	82	10.3	1.4
3. Samford	8	107	13.4	80	10.0	1.3
4. Chattanooga	8	115	14.4	89	11.1	1.3
5. Wofford	8	96	12.0	83	10.4	1.2
6. Western Carolina	8	83	10.4	79	9.9	1.1
7. The Citadel	8	90	11.3	104	13.0	0.9
8. ETSU	8	91	11.4	107	13.4	0.9
9. Mercer	8	74	9.3	88	11.0	0.8
10. VMI	8	91	11.4	109	13.6	0.8

OFFENSIVE REBOUNDS			
	G	No.	Avg/G
1. ETSU	8	88	11.0
Mercer	8	88	11.0
3. VMI	8	83	10.4
4. Chattanooga	8	81	10.1
5. Western Carolina	8	77	9.6
6. Wofford	8	73	9.1
7. Samford	8	69	8.6
8. UNCG	8	68	8.5
Furman	8	68	8.5
10. The Citadel	8	55	6.9

DEFENSIVE REBOUNDS			
	G	No.	Avg/G
1. ETSU	8	218	27.3
2. UNCG	8	214	26.8
3. Furman	8	207	25.9
4. Western Carolina	8	201	25.1
5. Samford	8	200	25.0
6. Chattanooga	8	198	24.8
7. The Citadel	8	196	24.5
8. Wofford	8	185	23.1
9. Mercer	8	175	21.9
10. VMI	8	173	21.6

DEFENSIVE REB PCT.				
	G	D-Reb	Opp. OR	D-Reb%
1. Samford	8	200	64	.758
2. Western Carolina	8	201	65	.756
3. UNCG	8	214	72	.748
4. Chattanooga	8	198	73	.731
5. ETSU	8	218	81	.729
6. Furman	8	207	82	.716
7. The Citadel	8	196	79	.713
8. Wofford	8	185	78	.703
9. Mercer	8	175	78	.692
10. VMI	8	173	78	.689

OFFENSIVE REB PCT.				
	G	O-Reb	Opp. DR	O-Reb%
1. ETSU	8	88	184	.324
2. Mercer	8	88	202	.303
3. VMI	8	83	194	.300
4. Chattanooga	8	81	196	.292
5. Samford	8	69	180	.277
6. Wofford	8	73	195	.272
7. Western Carolina	8	77	207	.271
8. Furman	8	68	194	.260
9. UNCG	8	68	196	.258
10. The Citadel	8	55	219	.201

2022-23 Southern Conference
CONFERENCE BASKETBALL STATISTICS
Through games of Jan 24, 2023 (Conference games only)

3-POINT FG MADE	G	No.	Avg/G
1. Chattanooga	8	86	10.8
2. Samford	8	84	10.5
Furman	8	84	10.5
4. VMI	8	68	8.5
5. Western Carolina	8	67	8.4
6. UNCG	8	60	7.5
7. Wofford	8	54	6.8
8. The Citadel	8	53	6.6
9. ETSU	8	48	6.0
10. Mercer	8	33	4.1

2022-23 Southern Conference
CONFERENCE BASKETBALL STATISTICS
Through games of Jan 24, 2023 (Conference games only)

Team	Conference	Pct.	PF	PA	Overall	Pct.	PF	PA	Current unbeaten streak
Samford	8-0	1.000	76.4	66.8	8-0	1.000	76.4	66.8	Samford -- 8
UNCG	7-1	.875	71.9	60.9	7-1	.875	71.9	60.9	UNCG -- 4
Furman	6-2	.750	82.0	71.8	6-2	.750	82.0	71.8	Furman -- 2
Western Carolina	4-4	.500	68.5	68.6	4-4	.500	68.5	68.6	ETSU -- 1
ETSU	4-4	.500	67.6	66.9	4-4	.500	67.6	66.9	The Citadel -- 1
Chattanooga	3-5	.375	74.2	73.0	3-5	.375	74.2	73.0	
Wofford	3-5	.375	70.2	72.1	3-5	.375	70.2	72.1	
The Citadel	3-5	.375	65.9	74.5	3-5	.375	65.9	74.5	
Mercer	2-6	.250	58.5	67.9	2-6	.250	58.5	67.9	
VMI	0-8	.000	63.1	76.0	0-8	.000	63.1	76.0	

TEAM SUMMARIES	G	PF-PA	Avg score	Margin	FG-FGA	Pct.	3FG-FGA	Pct.	FT-FTA	Pct.	RebF	RebA	Margin
Chattanooga	8	594-584	74.2-73.0	+1.3	201-462	.435	86-256	.336	106-142	.746	279	269	+1.2
ETSU	8	541-535	67.6-66.9	+0.8	207-450	.460	48-145	.331	79-125	.632	306	265	+5.1
Furman	8	656-574	82.0-71.8	+10.3	222-462	.481	84-223	.377	128-166	.771	275	276	-0.1
Mercer	8	468-543	58.5-67.9	-9.4	184-460	.400	33-118	.280	67-100	.670	263	280	-2.1
Samford	8	611-534	76.4-66.8	+9.6	203-431	.471	84-213	.394	121-158	.766	269	244	+3.1
The Citadel	8	527-596	65.9-74.5	-8.6	178-433	.411	53-162	.327	118-151	.781	251	298	-5.9
UNCG	8	575-487	71.9-60.9	+11.0	194-433	.448	60-162	.370	127-175	.726	282	268	+1.8
VMI	8	505-608	63.1-76.0	-12.9	185-457	.405	68-197	.345	67-87	.770	256	272	-2.0
Western Carolina	8	548-549	68.5-68.6	-0.1	189-459	.412	67-203	.330	103-145	.710	278	272	+0.8
Wofford	8	562-577	70.2-72.1	-1.9	209-460	.454	54-177	.305	90-120	.750	258	273	-1.9

ATTENDANCE	Home	Average	Away	Average	Neutral	Average	Total	Average
Chattanooga	4-13718	3430	4-5346	1336	0-0	0	8-19064	2383
ETSU	4-13160	3290	4-6799	1700	0-0	0	8-19959	2495
Furman	3-6211	2070	5-13283	2657	0-0	0	8-19494	2437
Mercer	3-3054	1018	5-8305	1661	0-0	0	8-11359	1420
Samford	5-13887	2777	3-4962	1654	0-0	0	8-18849	2356
The Citadel	4-4648	1162	4-7929	1982	0-0	0	8-12577	1572
UNCG	4-5105	1276	4-5006	1252	0-0	0	8-10111	1264
VMI	4-5475	1369	4-9110	2278	0-0	0	8-14585	1823
Western Carolina	4-6078	1520	4-11093	2773	0-0	0	8-17171	2146
Wofford	5-7792	1558	3-7295	2432	0-0	0	8-15087	1886
Totals	40-79128	1978	40-79128	1978	0-0	0	80-158256	1978

2022-23 Southern Conference
INDIVIDUAL BASKETBALL STATISTICS
Through games of Jan 24, 2023 (Conference games only)

To be ranked, a player must appear in at least 75.0% of their team's games.

SCORING								REBOUNDING							
	Cl	G	FG	3FG	FT	Pts	Avg/G		Cl	G	Off	Def	Total	Avg/G	
1. Jake Stephens-UTC	Sr	7	53	13	36	155	22.1	1. Jake Stephens-UTC	Sr	7	21	49	70	10.0	
2. Mike Bothwell-FUR	Sr	8	50	12	39	151	18.9	2. Jermaine Marshall-SAM	Jr	8	17	54	71	8.9	
Logan Dye-SAM	Sr	8	53	18	27	151	18.9	3. Tyzhaun Claude-WCU	Jr	8	28	36	64	8.0	
4. Stephen Clark-CIT	Sr	8	57	2	34	150	18.8	4. Vonterius Woolbright-WCU	Sr	8	10	52	62	7.8	
5. Keyshaun Langley-UNCG	Sr	8	47	22	16	132	16.5	5. Stephen Clark-CIT	Sr	8	16	45	61	7.6	
6. Vonterius Woolbright-WCU	Sr	8	44	2	41	131	16.4	6. Jaden Seymour-ETSU	So	8	19	36	55	6.9	
7. Jordan King-ETSU	Sr	8	46	20	18	130	16.3	7. Jalen Slawson-FUR	Sr	8	14	40	54	6.8	
8. Jalen Slawson-FUR	Sr	8	40	7	38	125	15.6	Jalen Haynes-ETSU	So	8	21	33	54	6.8	
9. B.J. Mack-WOF	Sr	8	42	14	24	122	15.3	9. Mohammed Abdulsalam-UNCG	Sr	8	12	41	53	6.6	
10. Jamal Johnson-UTC	Sr	8	35	25	23	118	14.8	10. Taeshaud Jackson-VMI	Fr	8	21	30	51	6.4	
11. Jermaine Marshall-SAM	Jr	8	40	15	22	117	14.6	11. Marcus Foster-FUR	Jr	8	14	33	47	5.9	
12. Tyzhaun Claude-WCU	Jr	8	41	2	32	116	14.5	12. Jalyn McCreary-MER	So	8	17	29	46	5.8	
13. Marcus Foster-FUR	Jr	8	35	26	12	108	13.5	13. Sean Conway-VMI	Sr	8	16	29	45	5.6	
14. Austin Ash-CIT	Sr	8	32	23	18	105	13.1	Logan Dye-SAM	Sr	8	11	34	45	5.6	
15. Keondre Kennedy-UNCG	Sr	8	34	17	19	104	13.0	15. Asher Woods-VMI	Fr	8	12	31	43	5.4	
16. Asher Woods-VMI	Fr	8	37	15	14	103	12.9	Austin Ash-CIT	Sr	8	5	38	43	5.4	
17. Jalyn McCreary-MER	So	8	47	0	8	102	12.8	Jah Quinones-MER	Fr	8	22	21	43	5.4	
18. Sean Conway-VMI	Sr	8	34	17	15	100	12.5	Kyler Filewich-WOF	Jr	8	13	30	43	5.4	
19. Mikeal Brown-Jones-UNCG	Jr	8	33	5	26	97	12.1	19. Mikeal Brown-Jones-UNCG	Jr	8	13	29	42	5.3	
Russell Jones Jr.-WCU	Jr	8	34	18	11	97	12.1	Keondre Kennedy-UNCG	Sr	8	5	37	42	5.3	
21. Jalen Haynes-ETSU	So	8	37	1	21	96	12.0								
22. Tre Jackson-WCU	Jr	8	29	25	10	93	11.6								
23. Jackson Paveletzke-WOF	Fr	8	32	9	19	92	11.5								
JP Pegues-FUR	So	8	34	12	12	92	11.5								
25. Tyler Houser-VMI	Fr	8	37	11	5	90	11.3								
26. Rickey Bradley-VMI	Fr	8	30	7	17	84	10.5								
27. Justice Smith-ETSU	So	8	31	4	17	83	10.4								
28. Deanthony Tipler-ETSU	Sr	6	22	11	4	59	9.8								
29. A.J. Staton-McCray-SAM	So	7	23	7	14	67	9.6								
30. Corey Tripp-WOF	So	8	30	9	7	76	9.5								

FIELD GOAL PCT						ASSISTS				
	Cl	G	FGM	FGA	Pct.		Cl	G	No.	Avg/G
1. Kyler Filewich-WOF	Jr	8	24	36	.667	1. Vonterius Woolbright-WCU	Sr	8	46	5.8
2. Mikeal Brown-Jones-UNCG	Jr	8	33	58	.569	2. Dante Treacy-UNCG	Sr	8	35	4.4
3. A.J. Staton-McCray-SAM	So	7	23	41	.561	3. Jalen Slawson-FUR	Sr	8	32	4.0
4. Logan Dye-SAM	Sr	8	53	97	.546	4. Jaron Rillie-SAM	So	8	31	3.9
5. Rickey Bradley-VMI	Fr	8	30	55	.545	5. Jake Stephens-UTC	Sr	7	27	3.9
6. Jalen Slawson-FUR	Sr	8	40	74	.541	6. Tony Felder-VMI	Fr	8	29	3.6
7. Jalen Haynes-ETSU	So	8	37	70	.529	7. JP Pegues-FUR	So	8	27	3.4
8. Messiah Jones-WOF	Sr	8	31	59	.525	Kobe Langley-UNCG	Sr	8	27	3.4
9. Jake Stephens-UTC	Sr	7	53	101	.525	9. Jackson Paveletzke-WOF	Fr	8	25	3.1
10. AJ Smith-CIT	Fr	8	24	46	.522	10. Dalvin White-UTC	Sr	8	22	2.8
11. B.J. Mack-WOF	Sr	8	42	82	.512	Jordan King-ETSU	Sr	8	22	2.8
12. Mike Bothwell-FUR	Sr	8	50	98	.510	12. Elijah Morgan-CIT	Jr	8	21	2.6
13. Tyzhaun Claude-WCU	Jr	8	41	83	.494	13. Adam Silas-WOF	Fr	8	20	2.5
14. Stephen Clark-CIT	Sr	8	57	116	.491	Stephen Clark-CIT	Sr	8	20	2.5
15. Jalyn McCreary-MER	So	8	47	96	.490	Bubba Parham-SAM	Sr	8	20	2.5
Keyshaun Langley-UNCG	Sr	8	47	96	.490					

2022-23 Southern Conference
INDIVIDUAL BASKETBALL STATISTICS
Through games of Jan 24, 2023 (Conference games only)

FREE THROW PCT	Cl	G	FTM	FTA	Pct.
1. Jamal Johnson-UTC	Sr	8	23	24	.958
2. Austin Ash-CIT	Sr	8	18	19	.947
3. Dante Treacy-UNCG	Sr	8	20	22	.909
4. Jackson Paveletzke-WOF	Fr	8	19	22	.864
5. B.J. Mack-WOF	Sr	8	24	28	.857
Jordan King-ETSU	Sr	8	18	21	.857
7. Bubba Parham-SAM	Sr	8	17	20	.850
8. Jake Stephens-UTC	Sr	7	36	43	.837
9. Mike Bothwell-FUR	Sr	8	39	47	.830
10. Justice Smith-ETSU	So	8	17	21	.810
11. Keyshaun Langley-UNCG	Sr	8	16	20	.800
12. Keondre Kennedy-UNCG	Sr	8	19	24	.792
13. Kamar Robertson-MER	Sr	7	15	19	.789
14. A.J. Staton-McCray-SAM	So	7	14	18	.778
15. Jalen Slawson-FUR	Sr	8	38	49	.776

STEALS	Cl	G	No.	Avg/G
1. Elijah Morgan-CIT	Jr	8	20	2.5
2. Keyshaun Langley-UNCG	Sr	8	19	2.4
3. Kobe Langley-UNCG	Sr	8	17	2.1
4. Russell Jones Jr.-WCU	Jr	8	15	1.9
Jaron Rillie-SAM	So	8	15	1.9
6. Jamal Johnson-UTC	Sr	8	12	1.5
7. Rickey Bradley-VMI	Fr	8	11	1.4
Jordan King-ETSU	Sr	8	11	1.4
9. A.J. Staton-McCray-SAM	So	7	9	1.3
10. Allen Strothers-ETSU	Fr	8	10	1.3
Jermaine Marshall-SAM	Jr	8	10	1.3
Asher Woods-VMI	Fr	8	10	1.3
13. Deanthony Tipler-ETSU	Sr	6	7	1.2
14. Keondre Kennedy-UNCG	Sr	8	9	1.1
Vonterius Woolbright-WCU	Sr	8	9	1.1
Taeshaud Jackson-VMI	Fr	8	9	1.1

3-POINT FG PCT	Cl	G	3FG	FGA	Pct.
1. Ben VanderWal-FUR	Fr	8	8	15	.533
2. Marcus Foster-FUR	Jr	8	26	53	.491
3. Jackson Price-CIT	So	8	12	26	.462
4. Logan Dye-SAM	Sr	8	18	40	.450
5. Jordan King-ETSU	Sr	8	20	45	.444
6. Bubba Parham-SAM	Sr	8	15	34	.441
7. Russell Jones Jr.-WCU	Jr	8	18	42	.429
8. Keyshaun Langley-UNCG	Sr	8	22	52	.423
9. Jermaine Marshall-SAM	Jr	8	15	36	.417
10. Jamal Johnson-UTC	Sr	8	25	61	.410
11. Tyler Houser-VMI	Fr	8	11	27	.407
12. A.J. Staton-McCray-SAM	So	7	7	18	.389
13. Keondre Kennedy-UNCG	Sr	8	17	44	.386
14. Tre Jackson-WCU	Jr	8	25	65	.385
Asher Woods-VMI	Fr	8	15	39	.385

3-POINT FG MADE	Cl	G	3FG	Avg/G
1. Marcus Foster-FUR	Jr	8	26	3.3
2. Jamal Johnson-UTC	Sr	8	25	3.1
Tre Jackson-WCU	Jr	8	25	3.1
4. Austin Ash-CIT	Sr	8	23	2.9
5. Keyshaun Langley-UNCG	Sr	8	22	2.8
6. Jordan King-ETSU	Sr	8	20	2.5
7. Russell Jones Jr.-WCU	Jr	8	18	2.3
Logan Dye-SAM	Sr	8	18	2.3
9. Sean Conway-VMI	Sr	8	17	2.1
Keondre Kennedy-UNCG	Sr	8	17	2.1
11. Jermaine Marshall-SAM	Jr	8	15	1.9
Asher Woods-VMI	Fr	8	15	1.9
Bubba Parham-SAM	Sr	8	15	1.9
14. Jake Stephens-UTC	Sr	7	13	1.9
15. Deanthony Tipler-ETSU	Sr	6	11	1.8

BLOCKED SHOTS	Cl	G	No.	Avg/G
1. Stephen Clark-CIT	Sr	8	19	2.4
2. Jake Stephens-UTC	Sr	7	15	2.1
3. Jalen Slawson-FUR	Sr	8	13	1.6
4. Jaden Seymour-ETSU	So	8	7	0.9
Jermaine Marshall-SAM	Jr	8	7	0.9
Tyzhaun Claude-WCU	Jr	8	7	0.9
7. Achor Achor-SAM	So	8	6	0.8
Keondre Kennedy-UNCG	Sr	8	6	0.8
Tyler Harris-WCU	Sr	8	6	0.8
Jalyn McCreary-MER	So	8	6	0.8
Mohammed Abdulsalam-UNCG	Sr	8	6	0.8
12. Mikeal Brown-Jones-UNCG	Jr	8	5	0.6
Kyler Filewich-WOF	Jr	8	5	0.6
Tyler Houser-VMI	Fr	8	5	0.6
15. Kamar Robertson-MER	Sr	7	4	0.6

ASSIST/TURNOVER RATIO	Cl	G	Ast.	T/O	Ratio
1. Dante Treacy-UNCG	Sr	8	35	14	2.5
2. Vonterius Woolbright-WCU	Sr	8	46	20	2.3
3. JP Pegues-FUR	So	8	27	12	2.3
4. Jaron Rillie-SAM	So	8	31	14	2.2
5. Kobe Langley-UNCG	Sr	8	27	13	2.1
6. Jackson Paveletzke-WOF	Fr	8	25	16	1.6
7. Jake Stephens-UTC	Sr	7	27	19	1.4
8. Tony Felder-VMI	Fr	8	29	21	1.4
9. Jalen Slawson-FUR	Sr	8	32	24	1.3

2022-23 Southern Conference
INDIVIDUAL BASKETBALL STATISTICS
Through games of Jan 24, 2023 (Conference games only)

OFFENSIVE REBOUNDS				
	Cl	G	No.	Avg/G
1. Tyzhaun Claude-WCU	Jr	8	28	3.5
2. Jake Stephens-UTC	Sr	7	21	3.0
3. Jah Quinones-MER	Fr	8	22	2.8
4. Jalen Haynes-ETSU	So	8	21	2.6
Taeshaud Jackson-VMI	Fr	8	21	2.6
6. Jaden Seymour-ETSU	So	8	19	2.4
7. Jalyn McCreary-MER	So	8	17	2.1
Jermaine Marshall-SAM	Jr	8	17	2.1
9. Sean Conway-VMI	Sr	8	16	2.0
Stephen Clark-CIT	Sr	8	16	2.0
11. Bas Leyte-UNCG	Sr	8	15	1.9
Messiah Jones-WOF	Sr	8	15	1.9
13. Jalen Slawson-FUR	Sr	8	14	1.8
Marcus Foster-FUR	Jr	8	14	1.8
15. Mikeal Brown-Jones-UNCG	Jr	8	13	1.6
Kyler Filewich-WOF	Jr	8	13	1.6

DEFENSIVE REBOUNDS				
	Cl	G	No.	Avg/G
1. Jake Stephens-UTC	Sr	7	49	7.0
2. Jermaine Marshall-SAM	Jr	8	54	6.8
3. Vonterius Woolbright-WCU	Sr	8	52	6.5
4. Stephen Clark-CIT	Sr	8	45	5.6
5. Mohammed Abdulsalam-UNCG	Sr	8	41	5.1
6. Jalen Slawson-FUR	Sr	8	40	5.0
7. Austin Ash-CIT	Sr	8	38	4.8
8. Keondre Kennedy-UNCG	Sr	8	37	4.6
9. Tyzhaun Claude-WCU	Jr	8	36	4.5
Jaden Seymour-ETSU	So	8	36	4.5
11. Logan Dye-SAM	Sr	8	34	4.3
JP Pegues-FUR	So	8	34	4.3
13. Marcus Foster-FUR	Jr	8	33	4.1
Jalen Haynes-ETSU	So	8	33	4.1
15. Asher Woods-VMI	Fr	8	31	3.9

MINUTES PLAYED				
	Cl	G	No.	Avg/G
1. Austin Ash-CIT	Sr	8	308	38.5
2. Asher Woods-VMI	Fr	8	298	37.2
3. Stephen Clark-CIT	Sr	8	286	35.8
Mike Bothwell-FUR	Sr	8	286	35.8
5. Tre Jackson-WCU	Jr	8	277	34.6
6. Jake Stephens-UTC	Sr	7	241	34.4
7. Jordan King-ETSU	Sr	8	275	34.4
8. Vonterius Woolbright-WCU	Sr	8	272	34.0
JP Pegues-FUR	So	8	272	34.0
10. Sean Conway-VMI	Sr	8	271	33.9
11. Russell Jones Jr.-WCU	Jr	8	269	33.6
12. Keyshaun Langley-UNCG	Sr	8	266	33.2
13. Rickey Bradley-VMI	Fr	8	264	33.0
14. Elijah Morgan-CIT	Jr	8	254	31.8
Marcus Foster-FUR	Jr	8	254	31.8
16. Jackson Paveletzke-WOF	Fr	8	249	31.1
Keondre Kennedy-UNCG	Sr	8	249	31.1
18. Jamal Johnson-UTC	Sr	8	248	31.0
19. Jalen Slawson-FUR	Sr	8	247	30.9
20. Bubba Parham-SAM	Sr	8	243	30.4
21. B.J. Mack-WOF	Sr	8	241	30.1
22. Corey Tripp-WOF	So	8	240	30.0
23. Logan Dye-SAM	Sr	8	235	29.4
Shawn Walker Jr.-MER	Sr	8	235	29.4
25. Tyler Harris-WCU	Sr	8	234	29.3
26. Jermaine Marshall-SAM	Jr	8	233	29.1
27. Jaron Rillie-SAM	So	8	231	28.9
28. Dante Treacy-UNCG	Sr	8	218	27.3
29. Deanthony Tipler-ETSU	Sr	6	163	27.2
30. Jaden Seymour-ETSU	So	8	217	27.1

2022-23 Southern Conference
Conference Team Highs
Through games of Jan 24, 2023 (Conference games only)

TEAM HIGHS (highest totals made by)

Points	97	Furman vs The Citadel (01/04/23)
	96	ETSU at The Citadel (01/11/23)
	96	Furman at Wofford (01/22/23)
Margin	29 (80-51)	Chattanooga at Mercer (12/31/22)
	28 (73-45)	Western Carolina vs Mercer (01/07/23)
Field goals made	34	ETSU at The Citadel (01/11/23)
	32	Furman vs The Citadel (01/04/23)
	32	Samford vs Wofford (01/11/23)
	32	ETSU at Chattanooga (01/21/23)
Field goal attempts	69	Chattanooga vs ETSU (01/21/23)
	65	Chattanooga at The Citadel (12/29/22)
	65	Western Carolina at Chattanooga (01/11/23)
Field goal percentage	.608 (31-51)	Chattanooga vs Western Carolina (01/11/23)
	.582 (32-55)	Furman vs The Citadel (01/04/23)
3-Pt FG made	16	Furman vs VMI (12/29/22)
	16	VMI at Chattanooga (01/07/23)
	16	Samford vs Wofford (01/11/23)
3-Pt FG attempts	40	Furman vs VMI (12/29/22)
	39	Chattanooga at The Citadel (12/29/22)
	39	Samford vs Wofford (01/11/23)
3-Pt percentage	.625 (10-16)	Furman at Mercer (01/11/23)
	.615 (16-26)	VMI at Chattanooga (01/07/23)
Free throws made	33	UNCG at Furman (01/14/23)
	29	Samford at The Citadel (12/31/22)
Free throw attempts	41	UNCG at Furman (01/14/23)
	34	Samford at The Citadel (12/31/22)
Free throw percentage	1.000 (17-17)	The Citadel at VMI (01/21/23)
	1.000 (11-11)	VMI at Furman (12/29/22)
Rebounds	46	Western Carolina vs Mercer (01/07/23)
	44	UNCG at Western Carolina (12/29/22)
Assists	25	Furman vs VMI (12/29/22)
	23	Furman vs The Citadel (01/04/23)
Steals	16	ETSU at The Citadel (01/11/23)
	12	Samford vs Wofford (01/11/23)
	12	UNCG vs The Citadel (01/19/23)
Blocked shots	9	The Citadel vs Western Carolina (01/14/23)
	9	Western Carolina vs Wofford (01/18/23)
Turnovers	20	The Citadel vs ETSU (01/11/23)
	19	The Citadel at UNCG (01/19/23)
Fouls	29	Furman vs UNCG (01/14/23)
	25	The Citadel vs Samford (12/31/22)

2022-23 Southern Conference
Conference Individual Highs
Through games of Jan 24, 2023 (Conference games only)

INDIVIDUAL PLAYER GAME HIGHS

Points	42	Jordan King (ETSU) at The Citadel (01/11/23)
	37	Jake Stephens (Chattanooga) vs VMI (01/07/23)
Field goals made	14	Jordan King (ETSU) at The Citadel (01/11/23)
	13	Jake Stephens (Chattanooga) vs Western Carolina (01/11/23)
Field goal attempts	20	Keyshaun Langley (UNCG) at Wofford (12/31/22)
	20	Stephen Clark (The Citadel) vs Western Carolina (01/14/23)
Field goal percentage	.889 (8-9)	Shannon Grant (Mercer) vs Furman (01/11/23)
	.846 (11-13)	Jalen Haynes (ETSU) at Chattanooga (01/21/23)
3-Pt FG made	8	Jordan King (ETSU) at The Citadel (01/11/23)
	7	Marcus Foster (Furman) vs VMI (12/29/22)
3-Pt FG attempts	13	Keyshaun Langley (UNCG) at Wofford (12/31/22)
	12	Marcus Foster (Furman) vs VMI (12/29/22)
	12	Austin Ash (The Citadel) at Wofford (01/07/23)
	12	Jordan King (ETSU) at The Citadel (01/11/23)
3-Pt percentage	.857 (6-7)	Marcus Foster (Furman) at Mercer (01/11/23)
	.857 (6-7)	Carson McCorkle (Wofford) vs VMI (01/14/23)
Free throws made	13	Mike Bothwell (Furman) at Wofford (01/22/23)
	10	Jake Stephens (Chattanooga) vs VMI (01/07/23)
Free throw attempts	14	Mike Bothwell (Furman) at Wofford (01/22/23)
	13	Jake Stephens (Chattanooga) vs VMI (01/07/23)
Free throw percentage	1.000 (9-9)	Jaron Rillie (Samford) at The Citadel (12/31/22)
	1.000 (8-8)	B.J. Mack (Wofford) vs ETSU (12/29/22)
	1.000 (8-8)	Austin Ash (The Citadel) at VMI (01/21/23)
Rebounds	17	Tyzhaun Claude (Western Carolina) at The Citadel (01/14/23)
	15	Jalyn McCreary (Mercer) vs Chattanooga (12/31/22)
	15	Jake Stephens (Chattanooga) vs VMI (01/07/23)
Assists	10	Jaron Rillie (Samford) vs Mercer (12/28/22)
	10	Vonterius Woolbright (Western Carolina) vs Wofford (01/18/23)
Steals	7	Jordan King (ETSU) at The Citadel (01/11/23)
	6	Jaron Rillie (Samford) vs Wofford (01/11/23)
Blocked shots	5	Jake Stephens (Chattanooga) at The Citadel (12/29/22)
	5	Stephen Clark (The Citadel) vs ETSU (01/11/23)
	5	Stephen Clark (The Citadel) vs Western Carolina (01/14/23)
Turnovers	7	Asher Woods (VMI) at Chattanooga (01/07/23)
	7	Austin Ash (The Citadel) vs ETSU (01/11/23)