



Southern Conference Football

Football Contact: Jason Yaman, Assistant Commissioner (jyaman@socon.org); 864.591.5100



2012 Southern Conference Football Standings

C/SN	Team	Conference			Overall			Home	Road	Streak
		W-L	PF	PA	W-L	PF	PA			
25/-	Samford	2-0	49	42	4-0	127	71	2-0	2-0	W4
15/11	The Citadel	2-0	75	49	3-1	138	115	2-0	1-1	L1
5/6	Wofford	1-0	49	20	3-0	165	27	2-0	1-0	W3
9/10	Georgia Southern	1-1	47	46	2-1	105	46	2-0	0-1	W1
16/17	Appalachian State	1-1	62	69	2-2	110	131	1-1	1-1	W1
	Elon	0-1	23	26	2-2	105	116	2-0	0-2	L1
	Furman	0-1	21	24	1-3	104	133	0-1	1-2	W1
	Chattanooga	0-1	17	34	1-3	89	95	1-1	0-2	L1
	Western Carolina	0-2	41	74	1-3	107	140	1-1	0-2	L3

C-FCS Coaches Poll; SN - Sports Network Poll

Last Week's Results

Samford 25, Western Carolina 21
 SAM - RB Fabian Truss carried 23 times for 180 yards and two TDs.
 WCU - LB Rock Williams led all defenders with 16 tackles.

Appalachian State 34, Chattanooga 17
 APP - WR Sean Price caught 10 passes for 130 yards and two TDs.
 UTC - LB Wes Dothard tallied 13 tackles including one for loss.

Georgia Southern 26, Elon 23
 GSU - Alex Hanks kicked a 32-yard FG with 3:20 left in the 4th quarter.
 Elon - QB Thomas Wilson passed for 302 yards and two TDs.

NC State 52, The Citadel 14
 CIT - RB Darien Robinson carried nine times for 102 yards and one TD.

Furman 31, Presbyterian 21
 FUR - RB Jerodis Williams rushed for 136 yards and one TD.

This Week's Schedule

September 29	Series Record	TV/Internet	Time
*Western Carolina at Furman	FUR, 27-10-2	-	1:30 p.m.
*Wofford at Elon	WOF, 24-11	-	1:30 p.m.
Coastal Carolina at Appalachian State	APP, 2-0	-	3:30 p.m.
*Chattanooga at The Citadel	UTC, 26-17-2	-	6:00 p.m.
*Samford at Georgia Southern	GSU, 4-3	ESPN3	6:00 p.m.

* Denotes Southern Conference Game

Quick Hits

- All nine SoCon teams are in action this Saturday.
- The Citadel, Elon, Furman and Georgia Southern host conference games.
- Appalachian State hosts Coastal Carolina in the league's only nonconference game this week.
- Home teams are 4-3 in league games this season after going just 18-18 a year ago.
- Southern Conference teams are 7-2 against FCS nonconference opponents.

AWARD CANDIDATES: The Southern Conference has two candidates on the Walter Payton Award Watch List and four on the Buck Buchanan Award Watch List. The Payton Award is presented annually to the most outstanding player at the FCS level, while the Buchanan honors the nation's top defensive player in FCS.

- Payton Award Candidates - Eric Breitenstein (Wofford) and Aaron Mellette (Elon).
- Buchanan Award Candidates - Wes Dothard (Chattanooga), Jeremy Kimbrough (Appalachian State), Demetrius McCray (Appalachian State) and Brent Russell (Georgia Southern).

RANKINGS: Four Southern Conference teams are ranked in both major FCS Polls this week. Wofford is ranked fifth by the coaches and sixth in the Sports Network Poll. Georgia Southern is slotted ninth by the coaches and 10th in the Sports Network poll. The Citadel is ranked No. 15 by the coaches and 11th by the Sports Network. Appalachian State is ranked No. 16 by the coaches and 17th according to the Sports Network


- Samford is ranked 25th in the coaches poll and just outside the top 25 in the Sports Network poll.

Players of the Week


Offense

Fabian Truss, Jr., RB
 Carried the ball 23 times for 180 yards and two touchdowns against WCU. Caught five passes for 23 yards.


Defense

Brandon Grier, Sr., LB
 Recorded seven tackles, a sack, a tackle for loss, a QB hurry, a fumble recovery and an INT for a touchdown.

Special Teams

Alex Hanks, Fr., PK
 Booted a 32-yard FG with 3:40 left to push GSU past Elon. Made 2 FGs and was 2-of-2 on PATs.

Freshman

James Bradberry, Fr., DB
 Intercepted two passes against WCU. His second pick set up a go-ahead FG in the third quarter.

2012 SoCon Composite Football Schedule

August 30

Western Carolina 42, Mars Hill 14

September 1

*Samford 24, Furman 21
The Citadel 49, Charleston Southern 14
Georgia Southern 58, Jacksonville 0
Wofford 34, Gardner-Webb 14
East Carolina 35, Appalachian State 13
North Carolina 62, Elon 0
South Florida 34, Chattanooga 13

September 8

*The Citadel 23, Georgia Southern 21
Appalachian State 35, Montana 27
Elon 34, North Carolina Central 14
Samford 34, West Alabama 6
Wofford 82, Lincoln 0
Marshall 52, W. Carolina 24
Coastal Carolina 47, Furman 45 ^(3OT)
Jacksonville State 27, Chattanooga 24

September 13

Chattanooga 35, Glenville State 0

September 15

*The Citadel 52, Appalachian State 28
*Wofford 49, Western Carolina 20
Samford 44, Gardner-Webb 23
Elon 48, West Virginia State 14
Clemson 41, Furman 7

September 22

*Samford 25, Western Carolina 21
*Appalachian State 34, Chattanooga 17
*Georgia Southern 26, Elon 23
Furman 31, Presbyterian 21
NC State 52, The Citadel 14

September 29

*Wofford at Elon 1:30 p.m.
*Western Carolina at Furman 1:30 p.m.
Coastal Carolina at Appalachian State 3:30 p.m.
*Chattanooga at The Citadel 6:00 p.m.
*Samford at Georgia Southern (ESPN3) 6:00 p.m.

October 6

*Furman at Wofford 1:30 p.m.
*The Citadel at Samford 3:00 p.m.
*Elon at Appalachian State 3:30 p.m.
*Georgia Southern at Western Carolina 3:30 p.m.

October 13

*Chattanooga at Furman (ESPN3) 1:30 p.m.
*Western Carolina at The Citadel 2:00 p.m.
*Appalachian State at Samford 3:00 p.m.
*Wofford at Georgia Southern 6:00 p.m.

October 20

*Georgia Southern at Furman 1:30 p.m.
*Western Carolina at Elon (ESPN3) 3:00 p.m.
*Wofford at Appalachian State 3:30 p.m.
*Samford at Chattanooga 6:00 p.m.

October 27

*The Citadel at Wofford (ESPN3) 1:30 p.m.
*Furman at Elon 3:00 p.m.
*Appalachian State at Western Carolina 3:30 p.m.
*Georgia Southern at Chattanooga 6:00 p.m.

November 3

*Appalachian St. at Georgia Southern (ESPN3) 2:00 p.m.
*Elon at The Citadel 2:00 p.m.
*Wofford at Samford 3:00 p.m.
*Chattanooga at Western Carolina 3:30 p.m.

November 10

The Citadel at VMI 1:30 p.m.
*Samford at Elon 1:30 p.m.
*Chattanooga at Wofford 1:30 p.m.
Howard at Georgia Southern 2:00 p.m.
*Furman at Appalachian State 3:30 p.m.

November 17

Wofford at South Carolina (SEC PPV) 1:00 p.m.
*The Citadel at Furman (SEC) 1:30 p.m.
*Elon at Chattanooga 2:00 p.m.
Georgia Southern at Georgia (SEC) TBA
Samford at Kentucky (SEC) TBA
Western Carolina at Alabama (SEC) TBA

* Southern Conference game
ALL TIMES EASTERN
Game times subject to change

CSS – Charter Sports Southeast
ESPN3 – ESPN3
ACC - ACC Network
SEC - SEC Network Pay Per View

SoCon vs Other Conferences

FBS Opponents (0-6)

Atlantic Coast (0-3)
North Carolina 62, Elon 1
Clemson 41, Furman 7
NC State 52, The Citadel 14

Big East (0-1)

South Florida 34, Chattanooga 13

Conference USA (0-2)

East Carolina 35, Appalachian State 13
Marshall 52, Western Carolina 24

Southeastern (0-0)

Georgia Southern at Georgia Nov. 17
Samford at Kentucky Nov. 17
Western Carolina at Alabama Nov. 17
Wofford at South Carolina Nov. 17

FCS Opponents (7-2)

Big South (4-1)

The Citadel 49, Charleston Southern 14
Wofford 34, Gardner-Webb 7
Coastal Carolina 47, Furman 45 ^(3OT)
Samford 44, Gardner-Webb 23
Furman 31, Presbyterian 21
Coastal Carolina at Appalachian St. Sept. 29
The Citadel at VMI Nov. 10

Big Sky (1-0)

Appalachian State 35, Montana 27

MEAC (1-0)

Elon 34, N.C. Central 14
Howard at Georgia Southern Nov. 10

Ohio Valley (0-1)

Jacksonville State 27, Chattanooga 24

Pioneer (1-0)

Georgia Southern 58, Jacksonville 0

Non-Division I Opponents (5-0)

Western Carolina 42, Mars Hill 14
Samford 34, West Alabama 6
Wofford 82, Lincoln (Pa.) 0
Chattanooga 35, Glenville State 0
Elon 48, West Virginia State 14

Southern Conference Streaks

Consecutive Wins

4 Samford
3 Wofford

Consecutive SoCon Wins

3 Samford
2 The Citadel
2 Wofford

Consecutive Home Wins

12 Georgia Southern
2 The Citadel
2 Samford

Consecutive Home SoCon Wins

6 Georgia Southern



vs



Saturday, Sept. 29, 2012

1:30 p.m.

Elon, N.C.

Rhodes Stadium (11,250)

Series: Wofford leads, 24-11

Last Meeting: Oct. 29, 2011:
Wofford 48, Elon 28

No. 5/6 Wofford (3-0, 1-0 SoCon) at Elon (2-2, 0-1 SoCon)

Wofford (3-0, 1-0 SoCon)

Coach: Mike Ayers
Career: 176-132-2 (28 years)
At WOF: 165-111-1 (25 years)

Offense: Wingbone

Rush: Eric Breitenstein (45-414 yards, 7 TDs)
Pass: Brian Kass (8-15-171 yards, 4 TDs)
Rec.: Jeff Ashley (4-54 yards, 1 TD)

Defense: Multiple 50

Tackles: Anthony Carden (16 tackles)
Sacks: Phillip LeGrande (2.0-19 yards)
Int.: Philemon Permis (1-32 yards)

Football Contact: Brent Williamson

Email: williamsondb@wofford.edu

Elon (2-2, 0-1 SoCon)

Coach: Jason Swepson
Career: 7-8 (2 years)
At Elon: Same

Offense: Multiple

Rush: Karl Bostic (47-170 yards, 2 TDs)
Pass: Thomas Wilson (66-106-840 yards, 8 TDs)
Rec.: Aaron Mellette (24-246 yards, 5 TDs)

Defense: 4-3

Tackles: Jonathan Spain (32 tackles)
Sacks: Blake Thompson (1.5-6 yards)
Int.: David Wood (1-29 yards)

Football Contact: Chris Rash

Email: crash@elon.edu



vs



Saturday, Sept. 29, 2012

1:30 p.m.

Greenville, S.C.

Paladin Stadium (16,000)

Series: Furman leads, 27-10-2

Last Meeting: Oct. 1, 2011:
Furman 47, Western Carolina 21

Western Carolina (1-3, 0-2 SoCon) at Furman (1-3, 0-1 SoCon)

Western Carolina (1-3, 0-2 SoCon)

Coach: Mark Speir
Career: 1-3 (First Year)
At WCU: Same

Offense: Spread

Rush: Darius Ramsey (49-226 yards, 1 TD)
Pass: Eddie Sullivan (63-112-629, 3 TDs)
Rec.: Jacoby Mitchell (25-226 yards, 2 TDs)

Defense: 4-2-5

Tackles: Courtland Carson (37 tackles)
Sacks: Caleb Hawkins (1.5-14 yards)
Int.: Ace Clark (2-7 yards)

Football Contact: Daniel Hooker

Email: dhooker@email.wcu.edu

Furman (1-3, 0-1 SoCon)

Coach: Bruce Fowler
Career: 7-8 (2 years)
At FUR: Same

Offense: Multiple

Rush: Jerodis Williams (77-406 yards, 3 TDs)
Pass: Reese Hannon (58-90-707 yards, 5 TDs)
Rec.: Will King (16-264 yards, 2 TDs)

Defense: Multiple

Tackles: Matt Solomon (39 tackles)
Sacks: Shawn Boone (2.5-18 yards)
Int.: Mitch McGrath (2-0 yards)

Football Contact: Hunter Reid

Email: hunter.reid@furman.edu



vs



Saturday, Sept. 29, 2012

3:30 p.m.

Boone, N.C.

Kidd Brewer Stadium (23,850)

Series: Appalachian State leads, 2-0

Last Meeting: Nov. 25, 2006:
Appalachian State 45, Coastal Carolina 28

Coastal Carolina (2-2, 0-0 Big South) at No. 16/17 Appalachian St. (2-2, 1-1 SoCon)

Coastal Carolina (2-2, 0-0 Big South)

Coach: Joe Moglia
Career: 2-2 (First year)
At CCU: Same

Offense: Spread

Rush: Jeremy Height (54-234 yards, 3 TDs)
Pass: Aramis Hillary (93-139-1127 yards, 7 TDs)
Rec.: Matt Hazel (20-293 yards, 3 TDs)

Defense: 4-2-5

Tackles: Quinn Backus (41 tackles)
Sacks: Andrew Allen (2.0-16 yards)
Int.: Dontavius Johnson (3-32 yards)

Football Contact: Mike Cawood

Email: cawood@coastal.edu

Appalachian State (2-2, 1-1 SoCon)

Coach: Jerry Moore
Career: 236-132-2 (31 years)
At APP: 209-85 (24 years)

Offense: Spread

Rush: Steven Miller (84-399 yards, 5 TDs)
Pass: Jamal Jackson (89-136-992 yards, 5 TDs)
Rec.: Andrew Peacock (20-221 yards, 1 TD)

Defense: Multiple

Tackles: Jeremy Kimbrough (47 tackles)
Sacks: Brandon Grier (3.0-16 yards)
Int.: Demetrius McCray (2-8 yards)

Football Contact: Mike Flynn

Email: flynnmh@appstate.edu



vs



Saturday, Sept. 29, 2012

6:00 p.m.

Charleston, S.C.

Johnson Hagood Stadium (21,000)

Series: Chattanooga leads, 26-17-2

Last Meeting: Oct. 1, 2011:
The Citadel 28, Chattanooga 27



vs



Saturday, Sept. 29, 2012

6:00 p.m.

Statesboro, Ga.

Paulson Stadium (18,000)

Series: Georgia Southern leads, 4-3

Last Meeting: Sept. 3, 2011:
Georgia Southern 31, Samford 17

Chattanooga (1-3, 0-1 SoCon) at No. 15/11 The Citadel (3-1, 2-0 SoCon)

Chattanooga (1-3, 0-1 SoCon)

Coach: Russ Huesman
Career: 18-19 (4 years)
At UTC: Same

Offense: Multiple

Rush: Jacob Huesman (54-229 yards, 1 TD)
Pass: Jacob Huesman (59-97-618 yards, 5 TDs)
Rec.: Faysal Shafatt (16-172 yards, 2 TDs)

Defense: Multiple

Tackles: Wes Dothard (31 tackles)
Sacks: Davis Tull (4.0-33 yards)
Int.: D.J. Key (1-43 yards)

Football Contact: Jay Blackman

Email: Jay-Blackman@utc.edu

The Citadel (3-1, 2-0 SoCon)

Coach: Kevin Higgins
Career: 90-73-1 (15 years)
At CIT: 34-48 (8 years)

Offense: Triple Option

Rush: Ben Dupree (62-350 yards, 4 TDs)
Pass: Aaron Miller (12-19-230 yards, 0 TDs)
Rec.: Matt Thompson (4-128 yards, 0 TDs)

Defense: 4-2-5

Tackles: Carl Robinson (45 tackles)
Sacks: Mark Thomas (3.0-13 yards)
Int.: Carson Smith (1-11 yards)

Football Contact: Mike Hoffman

Email: mhoffma1@citadel.edu

No. 25 Samford (4-0, 2-0 SoCon) at No. 9/10 Georgia Southern (2-1, 1-1 SoCon)

Samford (4-0, 2-0 SoCon)

Coach: Pat Sullivan
Career: 53-72-1 (12 years)
At SAM: 29-30 (6 years)

Offense: Multiple

Rush: Fabian Truss (69-448 yards, 7 TDs)
Pass: Andy Summerlin (89-129-817 yards, 4 TDs)
Rec.: Kelsey Pope (20-204 yards, 1 TD)

Defense: 4-3

Tackles: Jaquiski Tartt (39 tackles)
Sacks: Nicholas Williams (2.0-14 yards)
Int.: Jaquiski Tartt (2-69 yards)

Football Contact: Joey Mullins

Email: jmmulli1@samford.edu

Georgia Southern (2-1, 1-1 SoCon)

Coach: Jeff Monken
Career: 23-9 (3 years)
At GSU: Same

Offense: Triple Option

Rush: Ezayi Youyoute (48-371 yards, 4 TDs)
Pass: E. Youyoute (9-19-123 yards, 1 TD)
Rec.: Kentrellis Showers (5-69 yards, 1 TD)

Defense: 4-3

Tackles: Jonathan Stevenson (23 tackles)
Sacks: Javon Mention (3.0-21 yards)
Int.: Valdon Cooper (2-60 yards)

Football Contact: Barrett Gilham

Email: bgilham@georgiasouthern.edu

2012 SoCon Football Preseason Coaches Poll

School (First-place votes)	Points
1. Georgia Southern (7)	63
2. Appalachian State (2)	57
3. Wofford	48
4. Chattanooga	44
5. Furman	36
6. Samford	27
7. Elon	24
8. The Citadel	17
9. Western Carolina	8

2012 SoCon Football Preseason Media Poll

School (First-place votes)	Points
1. Georgia Southern (25)	266
2. Wofford (4)	225
3. Appalachian State (1)	223
4. Chattanooga	163
5. Furman	152
6. Samford	105
7. Elon	104
8. The Citadel	79
9. Western Carolina	36

2012 Southern Conference Preseason All-Conference First Team

Off. POY: Eric Breitenstein, Sr., FB, WOF
Def. POY: Brent Russell, Sr., DL, GSU

Offense

QB Jamal Jackson, Jr., Appalachian State
 RB Jerodis Williams, Sr., Furman
 RB Eric Breitenstein, Sr., Wofford
 OL Mike Sellers, Jr., The Citadel
 OL Dakota Dozier, Jr., Furman
 OL Dorian Byrd, Jr., Georgia Southern
 OL Ryan Dudchock, Sr., Samford
 OL Jake Miles, Sr. Wofford
 TE Colin Anderson, Sr., Furman
 WR Aaron Mellette, Sr., Elon
 WR Kelsey Pope, Jr., Samford

Defense

DL Chris Billingslea, Sr., The Citadel
 DL Josh Lynn, Sr., Furman
 DL Brent Russell, Sr., Georgia Southern
 DL Josh Williams, Sr., Chattanooga
 LB Jeremy Kimbrough, Sr., Appalachian State
 LB Wes Dothard, Jr., Chattanooga
 LB Alvin Scioneaux, Jr., Wofford
 DB Demetrius McCray, Sr., Appalachian State
 DB Greg Worthy, Jr., Furman
 DB Deion Stanley, So., Georgia Southern
 DB D.J. Key, Jr., Chattanooga

Specialists

PK Cameron Yaw, Sr., Samford
 P Cass Couey, Sr., The Citadel
 RS Fabian Truss, Jr., Samford

AWARD CANDIDATES: The Southern Conference has two candidates on the Preseason Walter Payton Award Watch List and three on the Buck Buchanan Award Watch List. The Payton Award is presented annually to the most outstanding player at the FCS level, while the Buchanan honors the nation's top defensive player in FCS.

• Payton Award Candidates - Eric Breitenstein (Wofford) and Aaron Mellette (Elon).

Former Winners:	Year	Player	Position	Team
	1992	Michael Payton	QB	Marshall
	1999	Adrian Peterson	RB	Georgia Southern
	2000	Louis Ivory	RB	Furman
	2007	Jayson Foster	QB	Georgia Southern
	2008	Armanti Edwards	QB	Appalachian State
	2009	Armanti Edwards	QB	Appalachian State

• Buchanan Award Candidates - Wes Dothard (Chattanooga), Jeremy Kimbrough (Appalachian State), Demetrius McCray (Appalachian State) and Brent Russell (Georgia Southern).

Former Winners:	Year	Player	Position	Team
	1995	Dexter Coakley	LB	Appalachian State
	1996	Dexter Coakley	LB	Appalachian State

THROUGH THE AIR: The Southern Conference has had at least one wide receiver rank in the top five nationally for receiving yards per game in each of the last six seasons.

ON THE GROUND: A Southern Conference team has led the nation in rushing in eight of the last 11 years.

• The Citadel, Georgia Southern and Wofford all rank in the top five of FCS for rushing yards per game.

DEFENSIVE ROTATION: All nine SoCon teams have led the league in total defense at least once since 2003.

• Georgia Southern leads the conference and ranks seventh nationally in total defense. The Eagles have given up 263 yards per game in 2012.

BROKEN RECORDS: The Southern Conference has produced record-setting performances in 2012, including the following SoCon records:

- Georgia Southern vs. Jacksonville - September 1
GSU's 557 rushing yards was the tenth-highest single-game total in league history
- Eric Breitenstein, Wofford - September 1
Rushed for 219 yards, the 119th time a SoCon player has topped 200 yards
- Wofford vs. Lincoln (Pa.) - September 8
Wofford's 82 points was the second-highest scoring output in league history
- Wofford vs. Western Carolina - September 15
Wofford's 590 rushing yards was the sixth-highest single-game total in the SoCon

EXPERIENCED COACHES: Appalachian State head coach Jerry Moore and Wofford head coach Mike Ayers are the deans of SoCon coaches, having combined for 328 victories while coaching in the Southern Conference ... Moore's 209 wins at Appalachian are the most in league history ... Ayers (119) is third on the list behind Moore and Duke's Wallace Wade.

SoCon Wins Leaders

Rank	Coach	Wins
1.	Jerry Moore, Appalachian State (1989-present)	209
2.	Wallace Wade, Alabama (1923-30); Duke (1931-41; 1946-50)	171
3.	Mike Ayers, ETSU (1985-87); Wofford (1997-present)	119
4.	D.C. Walker, Wake Forest (1937-50)	77
5.	Frank Howard, Clemson (1940-52)	69
	Dick Sheridan, Furman (1978-85)	69
7.	H.C. Byrd, Maryland (1921-34)	68
8.	Bobby Lamb, Furman (2002-2010)	67
9.	Jimmy Satterfield, Furman (1986-93)	66
	Bob Waters, Western Carolina (1977-88)	66

PLAYOFF POWER: Georgia Southern reached the semifinals of the FCS Playoffs in back-to-back seasons. The Southern Conference has had at least one team reach the semifinals 12 times in the last 14 years.

- SoCon teams are 16-12 in the FCS Semifinals. League teams are 12-8 (.600) in the semifinals against nonconference opponents.

ALL NINE HAVE POSTSEASON EXPERIENCE: All nine of the current football-playing institutions in the Southern Conference have now reached the postseason at least once. The SoCon is the only conference to have 100 percent playoff participation among its current members.

Team	Current SoCon Schools in the Playoffs					
	App.	Won	Lost	Pct.	Champion	Runner-up
Appalachian State	19	24	16	.600	3	0
The Citadel	3	1	3	.250	0	0
Elon	1	0	1	.000	0	0
Furman	15	17	14	.548	1	2
Georgia Southern*	18	43	12	.782	6	2
Samford	2	2	2	.500	0	0
Chattanooga	1	0	1	.000	0	0
Western Carolina	1	3	1	.750	0	1
Wofford	5	4	5	.444	0	0

*- Georgia Southern won FCS Championships in 1985, 1986, 1989 and 1990 prior to joining the Southern Conference in 1993.

CAREER MILESTONES: Wofford running back Eric Breitenstein has scored 53 career touchdowns, which is tied for sixth place on the SoCon's all-time touchdowns list. He has scored 318 career points and is tied with Furman's Louis Ivory (1998-2001) for ninth place on the league's all-time scoring list.

- Georgia Southern's Adrian Peterson (1998-01) holds the league's all-time record for career touchdowns (87) and points (524).
- Elon's Aaron Mellette ranks sixth in the Southern Conference record book for career receiving yards (3,102). Elon's Terrell Hudgins (2006-09) owns the league's all-time mark with 5,250 receiving yards, an NCAA record.
- Georgia Southern's Brent Russell leads all active SoCon players with 22.5 career sacks. He is just 2.5 sacks shy of breaking into the league's top ten career sacks list. Appalachian State's Josh Jeffries (1999-2002) owns the league mark with 36.5 quarterback sacks.
 - Chattanooga's Josh Williams has 21.5 career sacks.

Records Watch

Rushing Yards (Career)

1. Adrian Peterson, GSU (1998-01) 6,559
2. Jermaine Austin, GSU (2002-05) 5,411
3. Louis Ivory, FUR (1998-01) 5,353
4. Thomas Haskins, VMI (1993-96) 5,349
5. Kevin Richardson, APP (2004-07) 4,804
6. Chris Parker, MARSH (1991-95) 4,560
7. John Settle, ASU (1983-86) 4,409
8. Armanti Edwards, APP (2006-09) 4,361
9. Carl Tremble, FUR (1989-92) 4,149
10. **Eric Breitenstein, WOF (2009-pres.) 4,109**

TD Receptions (Career)

1. Terrell Hudgins, Elon (2006-09) 52
2. Andre Roberts, CIT (2006-09) 37
3. Brian Quick, APP (2008-11) 31
- Aaron Mellette, Elon (2009-pres.) 31**
5. Chas Fox, FUR (1982-85) 28
6. Gerald Harp, WCU (1977-80) 26
- B.J. Adigun, ETSU (1994-97) 26
8. Joe Burke, UTC (1977-79) 25
9. Rick Beasley, APP (1978-80) 23
- Cos Dematteo, UTC (1998-01) 23

Pass Receptions (Career)

1. Terrell Hudgins, Elon (2006-09) 395
2. Andre Roberts, CIT (2006-09) 285
3. **Aaron Mellette, Elon (2009-pres.) 231**
4. Michael Mayers, Elon (2004-07) 223
5. Mike Barber, MARSH (1985-88) 209
6. Brian Quick, APP (2008-11) 202
7. DaVon Fowlkes, APP (2001-04) 201
8. Adam Mims, FUR (2006-10) 198
9. Gerald Harp, WCU (1977-80) 197
10. Lamont Seward, WCU (2000-03) 190

Field Goals Made (Career)

1. Kirk Roach, WCU (1984-87) 71
2. Andrew Wilcox, Elon (2005-08) 59
3. Jay Sutton, APP (1994-97) 58
4. Adrian Mora, GSU (2008-11) 57
5. **Cameron Yaw, SAM (2009-pres.) 56**
6. Craig Jones, VMI (1976-79) 55
- Bjorn Nittmo, APP (1985-88) 55
8. Dean Biasucci, WCU (1980-83) 54

Southern Conference Coaching Records

Coach, School	Years at School	Record at School	SoCon Record	SoCon Pct.	Career Record	Career Pct.
Jerry Moore, Appalachian State	24	209-84	139-40	.777	236-132-2	.641
Kevin Higgins, The Citadel	8	35-47	20-35	.364	90-73-1	.552
Jason Swepson, Elon	2	7-8	3-6	.333	7-8	.467
Bruce Fowler, Furman	2	7-8	5-4	.600	7-8	.467
Jeff Monken, Georgia Southern	3	23-9	13-5	.722	23-9	.719
Pat Sullivan, Samford	6	28-30	15-19	.441	53-72-1	.425
Russ Huesman, Chattanooga	4	18-19	12-13	.480	18-19	.487
Mark Speir, Western Carolina	1	1-3	0-2	.000	1-3	.250
Mike Ayers, Wofford	25	165-111-1	78-60	.565	176-132-2	.571

MAKING THE GRADE: In addition to achieving success on the gridiron, SoCon teams boast impressive academic credentials. In the latest data released by the NCAA in May, Southern Conference football teams posted an Academic Progress Rate (APR) of 958, ranking sixth nationally and third among FCS conferences. It was the fourth consecutive season that the SoCon average was higher than the national rate for Division I.

- Ten Southern Conference's sports (football, men's basketball, men's indoor track & field, men's outdoor track & field, women's basketball, women's cross country, women's indoor track & field, women's outdoor track & field, women's tennis and volleyball) ranked among the top 10 of Division I for their four-year average.
- The NCAA released its Graduation Success Rate scores last October. Seven of the nine SoCon teams met or exceeded the national average (66 percent) for FCS programs.

CAUGHT IN THE DRAFT: The Southern Conference had three players taken in the 2012 NFL Draft in April. The SoCon's three draft picks tied for the highest amount among FCS conferences.

- Appalachian State's Brian Quick (WR) was chosen with the first pick of the second round (#33) by the St. Louis Rams, making him the highest selection in ASU history.
- Samford's Corey White (DB) was taken by the New Orleans Saints in the fifth round (#162).
- B.J. Coleman (QB) of Chattanooga was selected in the seventh round (#243) by the Green Bay Packers.

This Is The Southern Conference ...

2	Buck Buchanan Award Winners
4	Eddie Robinson Award Winners
6	Walter Payton Award Winners
8	FCS National Titles
9	Teams With Playoff Appearances
12	SoCon Titles Won By Furman
16	FCS Title Game Appearances
19	NCAA Postgraduate Scholars
24	Wins Over FBS Opponents
30	400-Yard Passing Performances
41	Teams That Have Competed In The SoCon
53	Football Players On League's 2011 All-Academic Team
59	Players In The College Football HOF
95	NFL Draftees From Current Members
93.4	Robert Neyland's Win Percentage
96	FCS Playoff Wins
119	200-Yard Rushing Performances
212	AP All-Americans
755	Career Tackles by Brian Ruff (CIT)
958	League's Football APR
2012	91st Season Of SoCon Football
5,250	Career Receiving Yards by Terrell Hudgins (Elon)
6,559	Career Rushing Yards by Adrian Peterson (GSU)
13,264	Career Passing Yards by Scott Riddle (Elon)
14,753	Career Total Yards by Armanti Edwards (ASU)

Southern Conference Television Schedule

Date	Matchup	Time	Network
Sept. 1	Appalachian State at East Carolina	12:00 p.m.	Fox Sports Net
Sept. 1	Elon at North Carolina	12:30 p.m.	ACC Network
Sept. 1	Furman at Samford	4:30 p.m.	CSS
Sept. 1	Chattanooga at South Florida	7:00 p.m.	ESPN3
Sept. 8	Montana at Appalachian State	6:30 p.m.	ESPN3
Sept. 8	Western Carolina at Marshall	7:00 p.m.	Fox College Sports
Sept. 15	Furman at Clemson	3:00 p.m.	Fox Sports South/ESPN3
Sept. 22	Furman at Presbyterian	12:00 p.m.	CSS
Sept. 22	The Citadel at NC State	6:00 p.m.	ESPN3
Sept. 29	Samford at Georgia Southern	6:00 p.m.	ESPN3
Oct. 13	Chattanooga at Furman	1:30 p.m.	ESPN3
Oct. 20	Western Carolina at Elon	3:00 p.m.	ESPN3
Oct. 27	The Citadel at Wofford	1:30 p.m.	ESPN3
Nov. 3	Appalachian State at Georgia Southern	2:00 p.m.	ESPN3
Nov. 10	Wildcard Weekend	TBA	ESPN3
Nov. 17	Wofford at South Carolina	1:00 p.m.	SEC PPV
Nov. 17	Wildcard Weekend	TBA	ESPN3
Nov. 17	Georgia Southern at Georgia	TBA	SEC
Nov. 17	Western Carolina at Alabama	TBA	SEC



Appalachian State
(2-2, 1-1)

S. 1	at East Carolina	L, 35-13
S. 8	MONTANA	W, 35-27
S. 15	*THE CITADEL	L, 52-28
S. 22	*at Chattanooga	W, 34-17
S. 29	COASTAL CAROLINA	3:30 p.m.
O. 6	*ELON	3:30 p.m.
O. 13	*at Samford	3:00 p.m.
O. 20	*WOFFORD	3:30 p.m.
O. 27	*at Western Carolina	3:30 p.m.
N. 3	*at Georgia Southern	2:00 p.m.
N. 19	*FURMAN	3:30 p.m.



The Citadel
(3-1, 2-0)

S. 1	CHARLESTON SOUTHERN	W, 49-14
S. 8	*GEORGIA SOUTHERN	W, 23-21
S. 15	*at Appalachian State	W, 52-28
S. 22	at NC State	L, 52-14
S. 29	*CHATTANOOGA	6:00 p.m.
O. 6	*at Samford	2:00 p.m.
O. 13	*WESTERN CAROLINA	2:00 p.m.
O. 27	*at Wofford	1:30 p.m.
N. 3	*ELON	2:00 p.m.
N. 10	at VMI	1:30 p.m.
N. 17	*at Furman	1:30 p.m.



Elon
(2-2, 0-1)

S. 1	at North Carolina	L, 62-0
S. 8	N.C. CENTRAL	W, 34-14
S. 15	WEST VIRGINIA STATE	W, 48-14
S. 22	*at Georgia Southern	L, 26-23
S. 29	*WOFFORD	1:30 p.m.
O. 6	*at Appalachian State	3:30 p.m.
O. 20	*WESTERN CAROLINA	3:00 p.m.
O. 27	*FURMAN	3:00 p.m.
N. 3	*at The Citadel	2:00 p.m.
N. 10	*SAMFORD	1:30 p.m.
N. 17	*at Chattanooga	2:00 p.m.



Furman
(1-3, 0-1)

S. 1	*at Samford	L, 24-21
S. 8	COASTAL CAROLINA	L, 47-45 ^{3OT}
S. 15	at Clemson	L, 41-7
S. 22	at Presbyterian	W, 31-21
S. 29	*WESTERN CAROLINA	1:30 p.m.
O. 6	*at Wofford	1:30 p.m.
O. 13	*CHATTANOOGA	1:30 p.m.
O. 20	*GEORGIA SOUTHERN	1:30 p.m.
O. 27	*at Elon	3:00 p.m.
N. 10	*at Appalachian State	3:30 p.m.
N. 17	*THE CITADEL	1:30 p.m.



Georgia Southern
(2-1, 1-1)

S. 1	JACKSONVILLE	W, 58-0
S. 8	*at The Citadel	L, 23-21
S. 22	*ELON	W, 26-23
S. 29	*SAMFORD	6:00 p.m.
O. 6	*at Western Carolina	3:30 p.m.
O. 13	*WOFFORD	6:00 p.m.
O. 20	*at Furman	1:30 p.m.
O. 27	*at Chattanooga	6:00 p.m.
N. 3	*APPALACHIAN STATE	2:00 p.m.
N. 10	HOWARD	2:00 p.m.
N. 17	at Georgia	TBA



Samford
(4-0, 2-0)

S. 1	*FURMAN	W, 24-21
S. 8	WEST ALABAMA	W, 34-6
S. 15	at Gardner-Webb	W, 44-23
S. 22	*at Western Carolina	W, 25-21
S. 29	*at Georgia Southern	6:00 p.m.
O. 6	*THE CITADEL	3:00 p.m.
O. 13	*APPALACHIAN STATE	3:00 p.m.
O. 20	*at Chattanooga	6:00 p.m.
N. 3	*WOFFORD	3:00 p.m.
N. 10	*at Elon	1:00 p.m.
N. 17	at Kentucky	TBA



Chattanooga
(1-3, 0-1)

S. 1	at South Florida	L, 34-13
S. 8	at Jacksonville State	L, 27-24
S. 13	GLENNVILLE STATE	W, 35-0
S. 22	*APPALACHIAN STATE	L, 34-17
S. 29	*at The Citadel	6:00 p.m.
O. 13	*at Furman	1:30 p.m.
O. 20	*SAMFORD	6:00 p.m.
O. 27	*GEORGIA SOUTHERN	6:00 p.m.
N. 3	*at Western Carolina	3:30 p.m.
N. 10	*at Wofford	1:30 p.m.
N. 17	*ELON	2:00 p.m.



Western Carolina
(1-3, 0-2)

A. 30	MARS HILL	W, 42-14
S. 8	at Marshall	L, 52-24
S. 15	*at Wofford	L, 49-20
S. 22	*SAMFORD	L, 25-21
S. 29	*at Furman	1:30 p.m.
O. 6	*GEORGIA SOUTHERN	3:30 p.m.
O. 13	*at The Citadel	2:00 p.m.
O. 20	*at Elon	3:00 p.m.
O. 27	*APPALACHIAN STATE	3:30 p.m.
N. 3	*CHATTANOOGA	3:30 P.M.
N. 17	at Alabama	TBA



Wofford
(3-0, 1-0)

S. 1	at Gardner-Webb	W, 34-7
S. 8	LINCOLN (Pa.)	W, 82-0
S. 15	*WESTERN CAROLINA	W, 49-20
S. 29	*at Elon	1:30 p.m.
O. 6	*FURMAN	1:30 p.m.
O. 13	*at Georgia Southern	6:00 p.m.
O. 20	*at Appalachian State	3:30 p.m.
O. 27	*THE CITADEL	1:30 p.m.
N. 3	*at Samford	3:00 p.m.
N. 10	*CHATTANOOGA	1:30 p.m.
N. 17	at South Carolina	1:00 p.m.

SoCon Players of the Week

Offense

S. 3	Eric Breitenstein, RB, WOF
S. 10	Jamal Jackson, QB, APP
S. 17	Ben Dupree, QB, CIT
S. 24	Fabian Truss, RB, SAM
O. 1	
O. 8	
O. 15	
O. 22	
O. 29	
N. 5	
N. 12	
N. 19	

Defense

S. 3	Chris Billingslea, DE, CIT
S. 10	Jaquiski Tartt, DB, SAM
S. 17	Carson Smith, LB, CIT
S. 24	Brandon Grier, LB, APP
O. 1	
O. 8	
O. 15	
O. 22	
O. 29	
N. 5	
N. 12	
N. 19	

Freshman

S. 3	Troy Mitchell, QB, WCU
S. 10	Reese Hannon, QB, FUR
S. 17	Michael Weimer, QB, WOF
S. 24	James Bradberry, SAM
O. 1	
O. 8	
O. 15	
O. 22	
O. 29	
N. 5	
N. 12	
N. 19	

Special Teams

S. 3	Sam Martin, P, APP
S. 10	Thomas Warren, PK, CIT
S. 17	Fabian Truss, KR, SAM
S. 24	Alex Hanks, GSU
O. 1	
O. 8	
O. 15	
O. 22	
O. 29	
N. 5	
N. 12	
N. 19	

NCAA Individual Statistical Leaders

Rushing

8	Eric Breitenstein (WOF)	138.0 ypg
14	Ezayi Youyoute (GSU)	123.7 ypg
15	Fabian Truss (SAM)	112.0 ypg
25	Jerodis Williams (FUR).....	101.5 ypg
28	Steven Miller (APP)	99.8 ypg
37	Dominique Swope (GSU)	88.0 ypg
38	Ben Dupree (CIT)	87.5 ypg
40	Darien Robinson (CIT)	85.8 ypg

Passing Yards

21	Jamal Jackson (APP)	248.0 ypg
25	Reese Hannon (FUR).....	235.7 ypg
41	Thomas Wilson (Elon).....	210.0 ypg
42	Eddie Sullivan (WCU).....	209.7 ypg
46	Andy Summerlin (SAM).....	204.3 ypg

Passing Efficiency

16	Reese Hannon (FUR).....	146.54
18	Thomas Wilson (Elon).....	146.19
32	Jamal Jackson (APP).....	134.43
45	Andy Summerlin (SAM).....	127.77

Total Offense

12	Jamal Jackson (APP)	292.8 ypg
30	Eddie Sullivan (WCU).....	245.3 ypg
40	Reese Hannon (FUR).....	232.0 ypg
46	Thomas Wilson (Elon).....	221.3 ypg
49	Andy Summerlin (SAM).....	214.8 ypg

Receptions Per Game

26	Jacoby Mitchell (WCU).....	6.3 rpg
29	Sean Price (APP)	6.0 rpg
29	Aaron Mellette (Elon).....	6.0 rpg

Receiving Yards Per Game

31	Sean Price (APP)	77.7 ypg
----	------------------------	----------

Punting

4	Sam Martin (APP)	45.14 avg.
19	Keaton Beal (Elon)	42.24 avg.
35	Nick Pollard (UTC)	40.95 avg.
36	Ray Early (FUR)	40.88 avg.
37	Clark Seachrest (WCU).....	40.79 avg.

Kickoff Returns

4	Fabian Truss (SAM)	34.82 avg.
14	J.J. Wilcox (GSU)	27.56 avg.
21	Tony Washington (APP).....	25.40 avg.
26	Chaz Moore (UTC)	25.13 avg.

Field Goals Per Game

6	Adam Shreiner (Elon).....	1.75 fpg
19	Christian Reed (WOF).....	2.33 fpg
32	Thomas Warren (CIT)	1.00 fpg
32	Cameron Yaw (SAM)	1.00 fpg
32	Drew Stewart (APP)	1.00 fpg

Scoring

2	Eric Breitenstein (WOF)	14.00 ppg
3	Fabian Truss (SAM)	12.00 ppg
16	Christian Reed (WOF).....	10.00 ppg
16	Dominique Swope (GSU)	10.00 ppg
23	Steven Miller (APP)	9.00 ppg
40	Adam Shreiner (Elon).....	8.25 ppg
43	Ezayi Youyoute (GSU)	8.00 ppg

Tackles

8	Jeremy Kimbrough (APP).....	11.8 tpg
15	Rock Williams (WCU).....	11.3 tpg
17	Carl Robinson (CIT)	11.2 tpg
43	Matt Solomon (FUR)	9.8 tpg
43	Jaquiski Tartt (SAM).....	9.8 tpg

Sacks

7	Javon Mention (GSU).....	1.0 spg
7	Davis Tull (UTC).....	1.0 spg
7	Mark Thomas (CIT)	1.0 spg
33	Brandon Grier (APP)	0.8 spg

Interceptions

12	Ace Clark (WCU).....	0.67 ipg
12	Valdon Cooper (GSU)	0.67 ipg
24	James Bradberry (SAM).....	0.50 ipg
24	Mitch McGrath (FUR)	0.50 ipg
24	Demetrius McCray (APP).....	0.50 ipg
24	Alvin Hines (SAM)	0.50 ipg
24	Jaquiski Tartt (SAM).....	0.50 ipg

NCAA Team Rankings

Team	Rushing Off./Def.	Passing Off./Def.	Scoring Off./Def.	Total Off./Def.
Appalachian State	47/94	28 /70	44/85	30/97
The Citadel	5/113	119/ 7	20/69	34/69
Elon	89/66	47/17	50/70	78/25
Furman	50/31	33/107	53/89	38/76
Georgia Southern	2/47	121/20	19/13	19 / 7
Samford	42/26	54/68	29/21	50/36
Chattanooga	55/27	81/48	73/46	79/19
Western Carolina	35/119	62/43	48/93	50/106
Wofford	1 / 2	118/82	2 / 3	2 / 10

Bold Denotes Top Unit In The Southern Conference

300-Yard Passers

Eddie Sullivan, WCU	302 at Wofford, Sept. 15
Thomas Wilson, Elon	302 at Georgia Southern, Sept. 22
Jamal Jackson, APP	300 at East Carolina, Sept. 1

100-Yard Rushers

Eric Breitenstein, WOF	219 at Gardner-Webb, Sept. 1	Thuc Phan, Elon	110 vs. West Virginia State, Sept. 15
Ben Dupree, CIT	180 at Appalachian State, Sept. 15	Ezayi Youyouote, GSU	106 vs. Elon, Sept. 22
Fabian Truss, SAM	180 at Western Carolina, Sept. 22	Dominique Swope, GSU	104 vs. Jacksonville, Sept. 1
Steven Miller, APP	167 vs. The Citadel, Sept. 15	Fabian Truss, SAM	102 vs. Furman, Sept. 1
Jacob Huesman, UTC	166 at Jacksonville State, Sept. 8	Rickey Anderson, CIT	102 at Appalachian State, Sept. 15
Ezayi Youyouote, GSU	164 vs. Jacksonville, Sept. 1	Darien Robinson, CIT	102 at NC State, Sept. 22
Eric Breitenstein, WOF	160 vs. Western Carolina, Sept. 15	Ezayi Youyouote, GSU	101 at The Citadel, Sept. 8
Michael Weimer, WOF	141 vs. Western Carolina, Sept. 15		
Jerodis Williams, FUR	136 at Presbyterian, Sept. 22		
Dominique Swope, GSU	129 at The Citadel, Sept. 8		
Donovan Johnson, WOF	126 vs. Western Carolina, Sept. 15		
Darius Ramsey, WCU	120 vs. Mars Hill, Aug. 30		
Darien Robinson, CIT	120 vs. Charleston Southern, Sept. 1		
Darien Robinson, CIT	113 at Appalachian State, Sept. 15		

100-Yard Receivers

Sean Price, APP	130 at Chattanooga, Sept. 22
Aaron Mellette, Elon	129 vs. West Virginia State, Sept. 15
Will King, FUR	116 vs. Coastal Carolina, Sept. 8
Kierre Brown, Elon	110 at Georgia Southern, Sept. 22
Sean Price, APP	103 vs. Montana, Sept. 8
Tony Washington, APP	102 at East Carolina, Sept. 1

15+ Tackles

Rah Muhammad, CIT	16 vs. Georgia Southern, Sept. 8
Jonathan Spain, Elon	16 at Georgia Southern, Sept. 22
Rock Williams, WCU	16 vs. Samford, Sept. 22
Matt Solomon, FUR	15 vs. Coastal Carolina, Sept. 8

2012 FCS Coaches Poll

School	PS	S 3	S 10	S 17	N 24	O 1	O 8	O 10	O 22	O 29	N 5	N 12	N 19	F
North Dakota State	1	1	1	1	1	-	-	-	-	-	-	-	-	-
Montana State	4	4	3	2	2	-	-	-	-	-	-	-	-	-
Youngstown State	18	10	8	T-3	3	-	-	-	-	-	-	-	-	-
Old Dominion	6	5	4	5	4	-	-	-	-	-	-	-	-	-
Wofford	13	13	9	6	5	-	-	-	-	-	-	-	-	-
James Madison	8	6	5	7	6	-	-	-	-	-	-	-	-	-
Eastern Washington	15	11	11	9	7	-	-	-	-	-	-	-	-	-
Delaware	14	15	14	12	8	-	-	-	-	-	-	-	-	-
Georgia Southern	3	3	10	10	9	-	-	-	-	-	-	-	-	-
Sam Houston State	2	2	2	T-3	10	-	-	-	-	-	-	-	-	-
Lehigh	11	14	13	13	11	-	-	-	-	-	-	-	-	-
Illinois State	20	19	17	15	12	-	-	-	-	-	-	-	-	-
Towson	9	16	15	16	13	-	-	-	-	-	-	-	-	-
Central Arkansas	19	20	20	21	14	-	-	-	-	-	-	-	-	-
The Citadel	-	-	23	14	15	-	-	-	-	-	-	-	-	-
Appalachian State	5	8	7	18	16	-	-	-	-	-	-	-	-	-
Northern Iowa	7	7	6	8	17	-	-	-	-	-	-	-	-	-
Stony Brook	17	17	16	20	18	-	-	-	-	-	-	-	-	-
Eastern Kentucky	21	25	25	23	19	-	-	-	-	-	-	-	-	-
Montana	10	9	12	11	20	-	-	-	-	-	-	-	-	-
McNeese State	-	T-21	19	17	21	-	-	-	-	-	-	-	-	-
New Hampshire	12	12	18	19	22	-	-	-	-	-	-	-	-	-
Cal Poly	-	-	-	-	23	-	-	-	-	-	-	-	-	-
Harvard	22	23	24	24	24	-	-	-	-	-	-	-	-	-
Samford	-	-	-	-	25	-	-	-	-	-	-	-	-	-
Maine	16	18	21	22	-	-	-	-	-	-	-	-	-	-
Indiana State	25	-	-	25	-	-	-	-	-	-	-	-	-	-
Norfolk State	23	24	22	-	-	-	-	-	-	-	-	-	-	-
Stephen F. Austin	24	T-21	-	-	-	-	-	-	-	-	-	-	-	-

2012 The Sports Network Poll

School	PS	S 3	S 10	S 17	N 24	O 1	O 8	O 10	O 22	O 29	N 5	N 12	N 19	F
North Dakota State	2	2	1	1	1	-	-	-	-	-	-	-	-	-
Montana State	4	4	3	2	2	-	-	-	-	-	-	-	-	-
Youngstown State	13	6	5	4	3	-	-	-	-	-	-	-	-	-
Old Dominion	8	7	6	5	4	-	-	-	-	-	-	-	-	-
James Madison	5	5	4	6	5	-	-	-	-	-	-	-	-	-
Wofford	10	10	9	7	6	-	-	-	-	-	-	-	-	-
Eastern Washington	12	9	10	9	7	-	-	-	-	-	-	-	-	-
Delaware	15	15	13	12	8	-	-	-	-	-	-	-	-	-
Sam Houston State	1	1	2	3	9	-	-	-	-	-	-	-	-	-
Georgia Southern	3	3	11	11	10	-	-	-	-	-	-	-	-	-
The Citadel	-	-	21	10	11	-	-	-	-	-	-	-	-	-
Towson	7	13	12	13	12	-	-	-	-	-	-	-	-	-
Illinois State	19	18	15	15	13	-	-	-	-	-	-	-	-	-
Northern Iowa	9	8	7	8	14	-	-	-	-	-	-	-	-	-
Lehigh	16	16	16	16	15	-	-	-	-	-	-	-	-	-
Central Arkansas	24	25	-	25	16	-	-	-	-	-	-	-	-	-
Appalachian State	6	11	8	17	17	-	-	-	-	-	-	-	-	-
Stony Brook	17	17	17	20	18	-	-	-	-	-	-	-	-	-
Eastern Kentucky	18	21	20	21	19	-	-	-	-	-	-	-	-	-
New Hampshire	14	14	18	18	20	-	-	-	-	-	-	-	-	-
Montana	11	12	14	14	21	-	-	-	-	-	-	-	-	-
Northern Arizona	-	-	-	-	22	-	-	-	-	-	-	-	-	-
Cal Poly	-	-	-	-	23	-	-	-	-	-	-	-	-	-
McNeese State	-	22	19	19	24	-	-	-	-	-	-	-	-	-
South Dakota State	-	-	-	-	25	-	-	-	-	-	-	-	-	-
Indiana State	23	23	22	22	-	-	-	-	-	-	-	-	-	-
Maine	21	20	25	23	-	-	-	-	-	-	-	-	-	-
Jacksonville State	22	24	24	24	-	-	-	-	-	-	-	-	-	-
Stephen F. Austin	20	19	23	-	-	-	-	-	-	-	-	-	-	-
Harvard	25	-	-	-	-	-	-	-	-	-	-	-	-	-

Career Weekly Awards (Since 2008 among active players)

Five-Time Honorees

Sam Martin (APP, P, 5 ST)

Four-Time Honorees

Eric Breitenstein (WOF, RB, 4 Off.)
Fabian Truss (SAM, RB, 2 Off., 2 ST)

Three-Time Honorees

Robert Brown (GSU, RB, 1, Off., 2 Fr.)
Wes Dothard (UTC, LB, 3 Def.)
Terrell Robinson (UTC, QB, 3 Fr.)
Adam Shreiner (Elon, PK, 1 Fr., 2 ST)
Dominique Swope (GSU, RB, 3 Fr.)

Two-Time Honorees

Michael Johnson (WCU, RB, 2 Fr.)
Van Dyke Jones (CIT, RB, 2 Fr.)
Aaron Mellette (Elon, WR, 2 Off.)
Jerodis Williams (FUR, RB, 2 Off.)
Josh Williams (UTC, DL, 1 Def., 1 Fr.)
Cameron Yaw (SAM, PK, 2 ST)

One-Time Honorees

Deja Alexander (WCU, WR, 1 Fr.)
Chris Awuah (UTC, RB, 1 Fr.)
Chris Billingslea (CIT, DE, 1 Def.)
Ronald Blair (APP, DR, 1 Fr.)
Shawn Boone (FUR, DL, 1 Fr.)
James Bradberry (SAM, DB, 1 Def.)
Cass Couey (CIT, P, 1 ST)
Terrell Dallas (CIT, RB, 1 Fr.)
Dion Dubose (GSU, LB, 1 Def.)
Ben Dupree (CIT, QB, 1 Off.)
Marquis Green (UTC, RB, 1 Fr.)
Brandon Grier (APP, LB, 1 Def.)
Alex Hanks (GSU, PK, 1 ST)
Reese Hannon (FUR, QB, 1 Fr.)
Alvin Hines (SAM, LB, 1 Def.)
Jamal Jackson (APP, QB, 1 Off.)
Jeremy Kimbrough (APP, LB, 1 Def.)
Mitch McGrath (FUR, LB, 1 Def.)
Troy Mitchell (WCU, QB, 1 Fr.)
George Richardson (WCU, WR, 1 ST)

Brent Russell (GSU, DL, 1 Def.)
Alvin Scioneaux (WOF, LB, 1 Def.)
Carson Smith (CIT, LB, 1 Def.)
SeQuan Stanley (WOF, LB, 1 Fr.)
Drew Stewart (APP, PK, 1 ST)
Jaquiski Tartt (SAM, DB, 1 Def.)
Matt Thompson (CIT, QB, 1 Fr.)
Shaun Warren (WCU, RB, 1 Fr.)
Thomas Warren (CIT, PK, 1 ST)
Michael Weimer (WOF, QB, 1 Fr.)
Thomas Wilson (Elon, QB, 1 Off.)
Kadeem Wise (UTC, DB, 1 Fr.)
Ezayi Youyoute (GSU, QB, 1 Fr.)

Rushing Attempts

1.	667	Eric Breitenstein, WOF
2.	452	Jerodis Williams, FUR
3.	416	Michael Johnson, WCU
4.	352	Robert Brown, GSU
5.	313	Terrell Dallas, CIT
6.	265	Fabian Truss, SAM
7.	239	Ben Dupree, CIT
8.	238	Chris Awuah, UTC
9.	218	Dominique Swope, GSU
10.	201	Darien Robinson, CIT

Passing Yards

1.	4,340	Thomas Wilson, Elon
2.	3,137	Jamal Jackson, APP
3.	817	Andy Summerlin, SAM
4.	707	Reese Hannon, FUR
5.	629	Eddie Sullivan, WCU
6.	625	Brian Kass, WOF
7.	618	Jacob Huesman, UTC
8.	542	Dakota Derrick, FUR
9.	436	Terrell Robinson, UTC
10.	353	Matt Thompson, CIT

Touchdowns Scored

1.	53	Eric Breitenstein, WOF
2.	31	Aaron Mellette, Elon
3.	23	Jerodis Williams, FUR
4.	17	Fabian Truss, SAM
5.	16	J.J. Wilcox, GSU
6.	13	Michael Johnson, WCU
	13	Terrell Dallas, CIT
	13	Kelsey Pope, SAM
	13	Riley Hawkins, SAM
	13	Donovan Johnson, WOF

Rushing Yards

1.	4,109	Eric Breitenstein, WOF
2.	2,333	Jerodis Williams, FUR
3.	1,999	Robert Brown, GSU
4.	1,609	Michael Johnson, WCU
5.	1,596	Fabian Truss, SAM
6.	1,533	Donovan Johnson, WOF
7.	1,305	Darien Robinson, CIT
8.	1,298	Dominique Swope, GSU
9.	1,277	Terrell Dallas, CIT
10.	995	Ben Dupree, CIT

Passing Touchdowns

1.	33	Thomas Wilson, Elon
2.	21	Jamal Jackson, APP
3.	11	Brian Kass, WOF
4.	7	Terrell Robinson, UTC
5.	5	Reese Hannon, FUR
	5	Jacob Huesman, UTC
7.	4	Dakota Derrick, FUR
	4	Andy Summerlin, SAM
9.	3	Matt Thompson, CIT
	3	Eddie Sullivan, WCU

Scoring

1.	318	Eric Breitenstein, WOF
2.	257	Cameron Yaw, SAM
3.	249	Adam Shreiner, Elon
4.	210	Christian Reed, WOF
5.	186	Aaron Mellette, Elon
6.	138	Jerodis Williams, FUR
7.	113	Ray Early, FUR
8.	102	Fabian Truss, SAM
9.	98	J.J. Wilcox, GSU
10.	78	Kelsey Pope, SAM

Rushing TDs

1.	53	Eric Breitenstein, WOF
2.	21	Jerodis Williams, FUR
3.	15	Fabian Truss, SAM
4.	13	Terrell Dallas, CIT
	13	Michael Johnson, WCU
6.	12	Robert Brown, GSU
	12	J.J. Wilcox, GSU
	12	Donovan Johnson, WOF
	12	Ben Dupree, CIT
	12	Dominique Swope, GSU

Pass Receptions

1.	231	Aaron Mellette, Elon
2.	134	Kelsey Pope, SAM
3.	110	Jacoby Mitchell, WCU
4.	108	Riley Hawkins, SAM
5.	81	Jeremy Peterson, Elon
6.	74	Deja Alexander, WCU
7.	71	Colin Anderson, FUR
	71	Andrew Peacock, ASU
9.	54	Chris Cephus, SAM
10.	47	Patrick Barker, GSU

Tackles

1.	248	Nathan Wade, FUR
2.	235	Mike Niam, WOF
3.	215	Rock Williams, WCU
4.	207	Brandon Grier, ASU
5.	199	Darius Eubanks, GSU
	199	Brent Russell, GSU
7.	176	Troy Sanders, ASU
8.	174	Darion Sutton, SAM
9.	162	D.J. Key, UTC
10.	161	Wes Dothard, UTC

Pass Completions

1.	384	Thomas Wilson, Elon
2.	257	Jamal Jackson, ASU
3.	89	Andy Summerlin, SAM
4.	63	Eddie Sullivan, WCU
5.	59	Jacob Huesman, UTC
6.	58	Reese Hannon, FUR
7.	43	Dakota Derrick, FUR
8.	39	Terrell Robinson, UTC
9.	34	Brian Kass, WOF
10.	26	Ben Dupree, CIT

Receiving Yards

1.	3,102	Aaron Mellette, Elon
2.	1,733	Riley Hawkins, SAM
3.	1,248	Kelsey Pope, SAM
4.	1,240	Colin Anderson, FUR
5.	1,213	Jacoby Mitchell, WCU
6.	1,055	Deja Alexander, WCU
7.	875	J.J. Wilcox, GSU
8.	828	Andrew Peacock, APP
9.	807	Jeremy Peterson, Elon
10.	756	Chris Cephus, SAM

Total Sacks

1.	22.5	Brent Russell, GSU
2.	21.5	Joshua Williams, UTC
3.	9.0	Davis Tull, UTC
4.	8.5	Alvin Scioneaux, WOF
5.	8.0	Josh Lynn, FUR
6.	7.0	Derek Douglas, CIT
7.	6.5	Darion Sutton, SAM
	6.5	Shawn Boone, FUR
9.	5.5	Dion Dubose, GSU
	5.5	Brandon Grier, APP

Pass Attempts

1.	580	Thomas Wilson, Elon
2.	412	Jamal Jackson, APP
3.	129	Andy Summerlin, UTC
4.	112	Eddie Sullivan, WCU
5.	97	Jacob Huesman, UTC
6.	94	Dakota Derrick, FUR
7.	90	Reese Hannon, FUR
8.	64	Matt Thompson, CIT
9.	63	Brian Kass, WOF
10.	62	Terrell Robinson, UTC

Receiving TDs

1.	31	Aaron Mellette, Elon
2.	13	Riley Hawkins, SAM
3.	11	Colin Anderson, FUR
4.	10	Jacoby Mitchell, WCU
5.	8	Marlon Anthony, UTC
6.	7	Kelsey Pope, SAM
7.	5	Chris Cephus, SAM
	5	Jeremy Peterson, Elon
	5	Ryan Culbreath, FUR
10.	4	Daniel McFadden, FUR

Interceptions

1.	8	Kadeem Wise, UTC
	8	Demetrius McCray, APP
3.	7	Blake Thompson, Elon
	7	Mitch McGrath, FUR
5.	6	Blake Wylie, WOF
6.	5	Alvin Hines II, SAM
7.	4	Nathan Wade, FUR
	4	Rodger Walker, APP
	4	D.J. Key, UTC
	4	Darius Eubanks, GSU

Home Field Records

Team	W	L	T	Pct.	Yrs.	Stadium Name
Appalachian State	216	64	5	.767	50th	Kidd Brewer
The Citadel	209	134	3	.608	65th	Johnson Hagood
Elon	33	30	0	.524	11th	Rhodes
Furman	151	42	1	.781	32nd	Paladin
Georgia Southern	167	31	0	.843	29th	Paulson
Samford	139	74	4	.650	45th	Seibert
Chattanooga	34	46	0	.425	16th	Finley
Western Carolina	108	87	2	.553	39th	E.J. Whitmire
Wofford	63	25	0	.716	17th	Gibbs

All-Time Conference Record

Team	Years	W	L	T	Pct.
Appalachian State	42	191	82	5	.696
The Citadel	74	180	274	5	.398
Elon	10	30	38	0	.441
Furman	74	244	186	11	.566
Georgia Southern	20	107	44	0	.709
Samford	5	15	19	0	.441
Chattanooga	37	108	139	2	.438
Western Carolina	36	95	159	1	.375
Wofford	16	71	45	0	.612

Overall Football Records**Last Five Seasons (2008-12)****(All Games)**

Team	W	L	Pct.	Titles	Playoffs
Appalachian State	42	15	.737	3	4
Wofford	33	18	.647	1	3
Georgia Southern	33	20	.623	1	2
Elon	30	20	.600	0	1
Samford	25	22	.532	0	0
Furman	25	24	.510	0	0
Chattanooga	19	30	.388	0	0
The Citadel	18	31	.367	0	0
Western Carolina	9	39	.188	0	0

Overall Football Records**Last 10 Seasons (2003-12)****(All Games)**

Team	W	L	Pct.	Titles	Playoffs
Appalachian State	94	30	.758	6	7
Wofford	75	37	.670	3	5
Georgia Southern	68	43	.613	2	4
Furman	66	44	.600	1	3
Elon	50	56	.472	0	1
Samford	48	55	.466	0	0
The Citadel	43	61	.414	0	0
Chattanooga	35	70	.333	0	0
Western Carolina	26	78	.250	0	0

SoCon Football Records**Last Five Seasons (2008-12)****(SoCon Games)**

Team	W	L	Pct.	Titles	Playoffs
Appalachian State	30	4	.882	3	4
Wofford	23	10	.697	1	3
Elon	21	12	.636	0	1
Georgia Southern	21	13	.618	1	2
Furman	17	16	.515	0	0
Samford	15	19	.441	0	0
Chattanooga	12	21	.364	0	0
The Citadel	9	25	.265	0	0
Western Carolina	3	31	.088	0	0

SoCon Football Records**Last 10 Seasons (2003-12)****(SoCon Games)**

Team	W	L	Pct.	Titles	Playoffs
Appalachian State	58	12	.829	6	7
Wofford	45	24	.652	3	5
Furman	43	26	.623	1	3
Georgia Southern	43	27	.614	2	4
Samford (since 2008)	15	19	.441	0	0
Elon	30	39	.435	0	1
The Citadel	26	44	.371	0	0
Chattanooga	23	46	.333	0	0
Western Carolina	14	56	.200	0	0

Shutout Chart

Team	Last Shutout Win	Games Ago	Last Shutout Loss	Games Ago
Appalachian State	41-0, Mars Hill, 2006	84	24-0, LSU, 2005	93
The Citadel	76-0, Webber International, 2007	59	35-0, Wofford, 2010	17
Elon	56-0, Davidson, 2009	37	62-0, North Carolina, 2012	4
Furman	10-0, Elon, 2004	93	33-0, Clemson, 1998	172
Georgia Southern	58-0, Jacksonville, 2012	3	45-0, Montana, 1995	211
Samford	27-0, Jacksonville, 2009	36	29-0, Tennessee Tech, 2000	125
Chattanooga	35-0, Glenville State, 2012	2	45-0, Alabama, 2009	27
Western Carolina	35-0, Shorter, 2008	48	45-0, Vanderbilt, 2009	37
Wofford	82-0, Lincoln (Pa.), 2012	2	24-0, Western Carolina, 2005	78

Wins vs. FBS (I-A) Teams

1982	Furman 28, South Carolina 23
1982	Furman 17, Georgia Tech 14
1983	Chattanooga 38, Louisiana-Lafayette 14
1983	Appalachian State 27, Wake Forest 25
1984	Chattanooga 9, Louisiana-Lafayette 7
1984	Furman 34, NC State 30
1985	Furman 42, NC State 20
1987	East Tennessee State 29, NC State 14
1988	The Citadel 42, Navy 35
1988	Appalachian State 34, Wake Forest 34
1989	Appalachian State 15, Wake Forest 10
1989	The Citadel 14, Navy 10
1990	The Citadel 38, South Carolina 35
1991	The Citadel 20, Army 14
1991	Appalachian State 17, Wake Forest 3
1992	The Citadel 10, Arkansas 3
1992	The Citadel 15, Army 14
1995	Appalachian State 24, Wake Forest 22
1998	Appalachian State 30, Wake Forest 27
1999	Furman 28, North Carolina 3
2000	Wofford 24, Louisiana-Monroe 6
2000	Appalachian State 20, Wake Forest 16
2004	Georgia Southern 53, Florida International 32
2007	Appalachian State 34, Michigan 32

Attendance Chart

Team	2010 Avg.	2011 Avg.	2012 Avg.	Change
Appalachian State	25,715 (8)	26,211 (7)	27,496 (2)	+1,285
Georgia Southern	17,627 (6)	17,701 (8)	19,242 (2)	+1,541
The Citadel	11,445 (6)	12,793 (6)	13,282 (2)	+489
Chattanooga	12,699 (5)	10,436 (5)	11,402 (2)	+966
Western Carolina	8,470 (5)	6,610 (6)	8,603 (2)	+1,993
Elon	8,123 (5)	9,344 (5)	7,290 (2)	-2,054
Furman	10,594 (6)	11,064 (5)	7,156 (1)	-3,908
Samford	7,321 (5)	6,821 (6)	7,048 (2)	+227
Wofford	9,039 (6)	8,568 (5)	6,426 (2)	-2,142
SoCon Average	12,024 (48)	13,102 (52)	12,279 (17)	-823

Current League Members Overtime Records

Team	Record	Pct.
Appalachian State	5-3	.625
The Citadel	4-7	.364
Elon	2-1	.667
Furman	4-7	.364
Georgia Southern	5-5	.500
Samford	0-0	.000
Chattanooga	5-7	.417
Western Carolina	1-6	.143
Wofford	2-0	1.000
Total	27-35	.436

Overtime Games

Date	Result
Dec. 1, 1990	Nevada-Reno 42, Furman 35 (3 OT)
Oct. 19, 1991	Appalachian State 26, Furman 23 (3 OT)
Nov. 2, 1991	Marshall 27, Western Carolina 24 (3 OT)
Nov. 21, 1992	VMI 37, Chattanooga 34
Oct. 16, 1993	VMI 35, Chattanooga 29 (2 OT)
Nov. 19, 1994	VMI 26, Appalachian State 23
Nov. 26, 1994	Appalachian State 17, New Hampshire 10
Nov. 16, 1996	VMI 34, The Citadel 27 (2 OT)
Oct. 11, 1997	The Citadel 23, East Tennessee State 20
Sept. 26, 1998	Western Carolina 31, East Tennessee State 24
Oct. 3, 1998	Appalachian State 30, Wake Forest 27
Oct. 24, 1998	East Tennessee State 22, Furman 19 (2 OT)
Nov. 6, 1999	Samford 35, Western Carolina 32
Nov. 6, 1999	Chattanooga 30, The Citadel 27
Nov. 27, 1999	Massachusetts 30, Furman 23
Nov. 4, 2000	Chattanooga 20, The Citadel 13
Nov. 18, 2000	Furman 45, Chattanooga 44
Dec. 9, 2000	Montana 19, Appalachian State 16
Oct. 13, 2001	VMI 19, Chattanooga 16
Nov. 3, 2001	The Citadel 20, Chattanooga 17 (2 OT)
Oct. 5, 2002	Wofford 27, Chattanooga 21
Sept. 11, 2003	East Tennessee State 14, Tennessee-Martin 7
Sept. 25, 2004	Gardner-Webb 26, Western Carolina 20
Sept. 25, 2004	Pittsburgh 41, Furman 38
Sept. 3, 2005	Chattanooga 30, Tennessee Tech 23
Sept. 3, 2005	Georgia Southern 41, Northeastern 38
Sept. 25, 2005	Furman 44, Hofstra 41 (2 OT)
Oct. 15, 2005	Furman 39, The Citadel 31 (3 OT)
Sept. 9, 2006	Charleston Southern 38, The Citadel 35 (2 OT)
Oct. 14, 2006	Chattanooga 17, Western Carolina 14
Oct. 21, 2006	Appalachian State 27, Georgia Southern 20 (2 OT)
Oct. 21, 2006	Furman 28, Chattanooga 22
Oct. 21, 2006	The Citadel 30, Western Carolina 27
Nov. 18, 2006	Central Arkansas 34, Georgia Southern 31
Sept. 22, 2007	Chattanooga 45, Georgia Southern 38
Oct. 13, 2007	The Citadel 54, Furman 51
Oct. 13, 2007	Elon 36, Georgia Southern 33 (2 OT)
Sept. 13, 2008	Georgia Southern 34, Northeastern 27
Sept. 27, 2008	Wofford 38, Georgia Southern 37
Oct. 25, 2008	Georgia Southern 38, Western Carolina 31
Nov. 1, 2008	Georgia Southern 44, The Citadel 41 (3 OT)
Oct. 3, 2009	Appalachian State 30, The Citadel 27
Sept. 18, 2010	Richmond 27, Elon 21
Nov. 6, 2010	Georgia Southern 21, Appalachian State 14
Sept. 24, 2011	Elon 18, The Citadel 15
Sept. 8, 2012	Coastal Carolina 47, Furman 45 (3 OT)

Press Releases

The Southern Conference utilizes e-mail and the league's website (www.soconsports.com) to distribute information, press releases, notes and statistics. If you wish to be added to the distribution list, please contact a member of the media relations staff.

SoCon Football Media Center

The SoCon Football Media Center is your one-stop location for all pertinent information regarding SoCon football, including audio and video clips, rosters and other team information, media guides, game notes and more. This will be updated throughout the season to keep all media fully informed about SoCon football.

SoCon Players of the Week

Each week, the league office will select an Offensive, Defensive, Special Teams and Freshman Player of the Week. Honorees will be released to the media on Monday afternoons via the conference website (www.soconsports.com) and by Email.

Postseason Awards

Following the conclusion of the regular season, two all-conference teams are selected. Voting will be conducted by the league's coaches and the Southern Conference Sports Media Association (SCSMA). Each group selects a first-team and a second-team as well as an Offensive Player of the Year, Defensive Player of the Year, Freshman of the Year and Coach of the Year. The conference coaches also select a recipient of the Jacobs Blocking Trophy, awarded to the top lineman in the conference.

Coaches Teleconference

The Southern Conference will host a weekly teleconference featuring the league's head coaches each Tuesday morning throughout the season beginning August 28 through November 13. The teleconferences will continue throughout the FCS postseason, as needed.

Each teleconference is recorded and will be available through the conference web-site (www.soconsports.com) on Tuesday afternoons. Contact the Southern Conference office for call-in details.

Weekly Teleconference Schedule

Time (ET)	Coach, School
10:00-10:08	Jerry Moore, APP
10:08-10:16	Kevin Higgins, CIT
10:16-10:24	Jason Swepson, Elon
10:24-10:32	Bruce Fowler, FUR
10:32-10:40	Jeff Monken, GSU
10:40-10:48	Pat Sullivan, SAM
10:48-10:56	Russ Huesman, UTC
10:56-11:04	Mark Speir, WCU
11:04-11:12	Mike Ayers, WOF

SoCon Football on the Air (Flagship Stations)

Appalachian State	WKBC-FM (97.3)
The Citadel	WTMZ-AM (910)
Elon	WPCM-AM (920)
Furman	WOLT-FM (103.3)
Georgia Southern	WPMX-FM (102.9)
Samford	WZNN-FM (97.3)
Chattanooga	WTZO-FM (105.1)
Western Carolina	WWCU-FM (90.5)
Wofford	WOLI-AM (910)

SoCon Media Relations Staff

Jason Yaman

Assistant Commissioner for Media Relations



Office: (864) 591-5100
 Mobile: (864) 380-1166
 Fax: (864) 591-3448
 E-mail: jyaman@socon.org

Responsibilities:

Administration, Football Men's Basketball, Men's and Women's Tennis

Phil Perry

Assistant Director of Media Relations



Office: (864) 591-5100
 Mobile: (864) 525-5174
 E-mail: pperry@socon.org

Responsibilities:

Publications, M/W Soccer, Wrestling, Baseball, M/W Golf

Chandler Carver

Media Relations Assistant



Office: (864) 591-5100
 E-mail: ccarver@socon.org

Responsibilities:

Volleyball, Cross Country, Women's Basketball, M/W Indoor and Outdoor Track & Field, Softball

Conference Staff

John Iamarino	Commissioner
Geoff Cabe	Senior Associate Commissioner
Sue Arakas	Associate Commissioner
Doug King	Associate Commissioner
Brandon Neff ..	Assistant Commissioner/Championships
Jamie Severns	Dir. of Multimedia Services
Laura Hayes	Assistant to the Commissioner
Stephanie Cushing .	Championships/Operations Assistant
Jordan Gottfredson	Multimedia Assistant
Jack Childress	Coordinator of Officials

SoCon Media Relations Directory

School	Website	Media Relations	E-mail	Office Phone	Press Box Phone
Appalachian State	www.goasu.com	Mike Flynn	flynmh@appstate.edu	(828) 262-2845	(828) 262-3172
The Citadel	www.citadelsports.com	Mike Hoffman	mhoffma1@citadel.edu	(843) 953-5120	(843) 953-5004
Elon	www.elonphoenix.com	Chris Rash	crash@elon.edu	(336) 278-6712	(336) 278-6777
Furman	www.furmanpaladins.com	Hunter Reid	hunter.reid@furman.edu	(864) 294-2061	(864) 294-3066
Georgia Southern	www.georgiasoutherneagles.com	Barrett Gilham	bgilham@georgiasouthern.edu	(912) 478-0352	(912) 478-3896
Samford	www.samfordsports.com	Joey Mullins	jmmullin1@samford.edu	(205) 726-2799	(205) 726-2143
Chattanooga	www.gomocs.com	Dr. Jay Blackman	jay-blackman@utc.edu	(423) 425-5292	(423) 757-9332
Western Carolina	www.catamountsports.com	Daniel Hooker	dhooker@email.wcu.edu	(828) 227-2339	(828) 227-2116
Wofford	www.woffordterriers.com	Brent Williamson	williamsondb@wofford.edu	(864) 597-4093	(864) 597-4487

**2012 Southern Conference
Team Statistics Through games of Sep 24, 2012**



SCORING OFFENSE	G	TD	FG	XPT	2XP	DXP	Saf	Pts	Avg/G
1. Wofford	3	22	4	21	0	0	0	165	55.0
2. Georgia Southern	3	14	3	12	0	0	0	105	35.0
3. The Citadel	4	18	4	18	0	0	0	138	34.5
4. Samford	4	16	4	15	1	1	0	127	31.8
5. Appalachian State	4	14	4	14	0	0	0	110	27.5
6. Western Carolina	4	14	3	12	1	0	0	107	26.8
7. Elon	4	12	7	12	0	0	0	105	26.2
8. Furman	4	14	3	11	0	0	0	104	26.0
9. Chattanooga	4	11	4	9	1	0	0	89	22.2

RUSHING DEFENSE	G	Att.	Yards	Avg/A	Long	TD	Avg/G
1. Wofford	3	86	143	1.7	21	2	47.7
2. Georgia Southern	3	101	323	3.2	20	1	107.7
3. Samford	4	161	449	2.8	27	5	112.2
4. Chattanooga	4	129	456	3.5	43	3	114.0
5. Furman	4	138	489	3.5	58	9	122.2
6. Elon	4	151	686	4.5	78	8	171.5
7. Appalachian State	4	175	874	5.0	57	8	218.5
8. The Citadel	4	182	1021	5.6	34	13	255.2
9. Western Carolina	4	190	1156	6.1	73	12	289.0

SCORING DEFENSE	G	TD	FG	XPT	2XP	DXP	Saf	Pts	Avg/G
1. Wofford	3	4	0	3	0	0	0	27	9.0
2. Georgia Southern	3	4	6	4	0	0	0	46	15.3
3. Samford	4	9	3	8	0	0	0	71	17.8
4. Chattanooga	4	12	4	11	0	0	0	95	23.8
5. The Citadel	4	16	1	16	0	0	0	115	28.8
6. Elon	4	15	4	14	0	0	0	116	29.0
7. Appalachian State	4	18	2	17	0	0	0	131	32.8
8. Furman	4	16	6	13	2	1	0	133	33.2
9. Western Carolina	4	19	2	18	1	0	0	140	35.0

PASS OFFENSE	G	Comp-Att-Int	Pct.	Yds	Avg/A	TD	Avg/G
1. Appalachian State	4	89-136-3	65.4	992	7.3	5	248.0
2. Furman	4	74-128-5	57.8	956	7.5	6	239.0
3. Elon	4	74-119-4	62.2	878	7.4	9	219.5
4. Samford	4	93-136-3	68.4	852	6.3	4	213.0
5. Western Carolina	4	87-146-3	59.6	811	5.6	3	202.8
6. Chattanooga	4	71-116-3	61.2	718	6.2	6	179.5
7. Wofford	3	16-27-1	59.3	240	8.9	4	80.0
8. The Citadel	4	16-29-1	55.2	315	10.9	1	78.8
9. Georgia Southern	3	9-24-2	37.5	123	5.1	1	41.0

TOTAL OFFENSE	G	Rush	Pass	Plays	Yards	Avg/P	TD	Avg/G
1. Wofford	3	1441	240	211	1681	8.0	20	560.3
2. Georgia Southern	3	1211	123	200	1334	6.7	13	444.7
3. Appalachian State	4	662	992	288	1654	5.7	13	413.5
4. The Citadel	4	1309	315	246	1624	6.6	17	406.0
5. Furman	4	650	956	286	1606	5.6	14	401.5
6. Samford	4	686	852	289	1538	5.3	15	384.5
7. Western Carolina	4	727	811	318	1538	4.8	11	384.5
8. Elon	4	451	878	286	1329	4.6	12	332.2
9. Chattanooga	4	607	718	298	1325	4.4	11	331.2

PASS DEFENSE	G	Comp-Att-Int	Pct.	Yds	Avg/A	TD	Avg/G
1. The Citadel	4	56-85-2	65.9	543	6.4	2	135.8
2. Elon	4	47-92-4	51.1	607	6.6	6	151.8
3. Georgia Southern	3	39-71-6	54.9	467	6.6	3	155.7
4. Western Carolina	4	71-121-2	58.7	734	6.1	6	183.5
5. Chattanooga	4	68-109-4	62.4	767	7.0	7	191.8
6. Samford	4	74-136-9	54.4	884	6.5	3	221.0
7. Appalachian State	4	67-113-6	59.3	887	7.8	7	221.8
8. Wofford	3	68-108-3	63.0	699	6.5	1	233.0
9. Furman	4	86-130-3	66.2	1092	8.4	7	273.0

TOTAL DEFENSE	G	Rush	Pass	Plays	Yards	Avg/P	TD	Avg/G
1. Georgia Southern	3	323	467	172	790	4.6	4	263.3
2. Wofford	3	143	699	194	842	4.3	3	280.7
3. Chattanooga	4	456	767	238	1223	5.1	10	305.8
4. Elon	4	686	607	243	1293	5.3	14	323.2
5. Samford	4	449	884	297	1333	4.5	8	333.2
6. The Citadel	4	1021	543	267	1564	5.9	15	391.0
7. Furman	4	489	1092	268	1581	5.9	16	395.2
8. Appalachian State	4	874	887	288	1761	6.1	15	440.2
9. Western Carolina	4	1156	734	311	1890	6.1	18	472.5

PASS EFFICIENCY	G	Comp-Att-Int	Pct.	Yds	Avg/G	TD	Effic.
1. Wofford	3	16-27-1	59.3	240	80.0	4	175.4
2. The Citadel	4	16-29-1	55.2	315	78.8	1	150.9
3. Elon	4	74-119-4	62.2	878	219.5	9	142.4
4. Appalachian State	4	89-136-3	65.4	992	248.0	5	134.4
5. Furman	4	74-128-5	57.8	956	239.0	6	128.2
6. Samford	4	93-136-3	68.4	852	213.0	4	126.3
7. Chattanooga	4	71-116-3	61.2	718	179.5	6	125.1
8. Western Carolina	4	87-146-3	59.6	811	202.8	3	108.9
9. Georgia Southern	3	9-24-2	37.5	123	41.0	1	77.6

RUSHING OFFENSE	G	Att.	Yards	Avg/A	Long	TD	Avg/G
1. Wofford	3	184	1441	7.8	73	16	480.3
2. Georgia Southern	3	176	1211	6.9	79	12	403.7
3. The Citadel	4	217	1309	6.0	65	16	327.2
4. Western Carolina	4	172	727	4.2	38	8	181.8
5. Samford	4	153	686	4.5	43	11	171.5
6. Appalachian State	4	152	662	4.4	30	8	165.5
7. Furman	4	158	650	4.1	45	8	162.5
8. Chattanooga	4	182	607	3.3	62	5	151.8
9. Elon	4	167	451	2.7	43	3	112.8

PASS DEFENSE EFFIC.	G	Comp-Att-Int	Pct.	Yds	Avg/G	TD	Effic.
1. Samford	4	74-136-9	54.4	884	221.0	3	103.1
2. Georgia Southern	3	39-71-6	54.9	467	155.7	3	107.2
3. Wofford	3	68-108-3	63.0	699	233.0	1	114.8
4. Elon	4	47-92-4	51.1	607	151.8	6	119.3
5. The Citadel	4	56-85-2	65.9	543	135.8	2	122.6
6. Western Carolina	4	71-121-2	58.7	734	183.5	6	122.7
7. Appalachian State	4	67-113-6	59.3	887	221.8	7	135.1
8. Chattanooga	4	68-109-4	62.4	767	191.8	7	135.3
9. Furman	4	86-130-3	66.2	1092	273.0	7	149.9

2012 Southern Conference
Team Statistics Through games of Sep 24, 2012



KICKOFF RETURNS	G	No.	Yards	TD	Long	Avg.
1. Samford	4	12	404	1	97	33.7
2. Georgia Southern	3	10	267	0	53	26.7
3. Appalachian State	4	17	401	0	51	23.6
4. Chattanooga	4	10	223	0	48	22.3
5. Wofford	3	6	123	0	24	20.5
6. Furman	4	15	307	0	35	20.5
7. Elon	4	20	373	0	36	18.6
8. Western Carolina	4	16	298	0	38	18.6
9. The Citadel	4	7	118	0	40	16.9

FIELD GOALS	G	Made	Att	Pct.
1. Wofford	3	4	4	1.000
2. Appalachian State	4	4	5	.800
3. Elon	4	7	9	.778
4. The Citadel	4	4	6	.667
5. Samford	4	4	7	.571
Chattanooga	4	4	7	.571
7. Georgia Southern	3	3	6	.500
Furman	4	3	6	.500
9. Western Carolina	4	3	7	.429

PUNT RETURN AVG	G	No.	Yards	TD	Long	Avg.
1. The Citadel	4	2	38	1	8	19.0
2. Wofford	3	7	110	1	60	15.7
3. Samford	4	11	163	0	48	14.8
4. Elon	4	7	73	0	25	10.4
5. Appalachian State	4	4	31	0	23	7.8
6. Western Carolina	4	4	17	0	14	4.2
7. Furman	4	7	24	0	13	3.4
8. Georgia Southern	3	5	9	0	6	1.8
9. Chattanooga	4	8	12	0	7	1.5

PAT KICKING	G	Made	Att	Pct.
1. The Citadel	4	18	18	1.000
Samford	4	15	15	1.000
Appalachian State	4	14	14	1.000
Elon	4	12	12	1.000
5. Wofford	3	21	22	.955
6. Western Carolina	4	12	13	.923
Georgia Southern	3	12	13	.923
8. Furman	4	11	12	.917
9. Chattanooga	4	9	10	.900

INTERCEPTIONS	G	No.	Yards	TD	Long	Avg.
1. Samford	4	9	146	0	39	16.2
2. Appalachian State	4	6	78	1	70	13.0
3. Georgia Southern	3	6	94	1	60	15.7
4. Elon	4	4	70	0	29	17.5
5. Chattanooga	4	4	116	0	43	29.0
6. Furman	4	3	27	0	27	9.0
7. Wofford	3	3	32	0	32	10.7
8. The Citadel	4	2	19	0	11	9.5
9. Western Carolina	4	2	7	0	4	3.5

SACKS BY	G	No.	Yards	Avg/G
1. Samford	4	13	122	3.25
2. Chattanooga	4	9	71	2.25
3. Elon	4	8	48	2.00
Georgia Southern	3	8	47	2.67
Furman	4	8	54	2.00
6. Western Carolina	4	7	37	1.75
Wofford	3	7	42	2.33
The Citadel	4	7	36	1.75
9. Appalachian State	4	6	27	1.50

PUNTING	G	No.	Yards	Avg/P	Ret.	Avg/R	TB	Net/P
1. Furman	4	20	815	40.8	43	2.2	2	36.6
2. Western Carolina	4	24	979	40.8	44	1.8	3	36.5
3. Appalachian State	4	23	993	43.2	84	3.7	4	36.0
4. Samford	4	23	882	38.3	20	0.9	2	35.7
5. Chattanooga	4	22	901	41.0	101	4.6	1	35.5
6. Georgia Southern	3	8	267	33.4	0	0.0	0	33.4
7. The Citadel	4	11	486	44.2	83	7.5	2	33.0
8. Elon	4	21	887	42.2	265	12.6	0	29.6
9. Wofford	3	7	203	29.0	0	0.0	0	29.0

SACKS AGAINST	G	No.	Yards	Avg/G
1. The Citadel	4	1	4	0.25
2. Wofford	3	3	17	1.00
Georgia Southern	3	3	10	1.00
Appalachian State	4	3	13	0.75
5. Samford	4	4	19	1.00
6. Furman	4	6	36	1.50
7. Elon	4	7	42	1.75
Western Carolina	4	7	42	1.75
9. Chattanooga	4	11	57	2.75

KICKOFF COVERAGE	G	No.	Yards	Avg.	Ret.	TB	NetAvg
1. Samford	4	24	1539	64.1	206	12	45.5
2. Wofford	3	29	1751	60.4	414	5	42.7
3. Chattanooga	4	19	1149	60.5	277	4	41.7
4. Appalachian State	4	21	1306	62.2	204	12	41.0
5. Western Carolina	4	20	1209	60.5	344	3	40.2
6. Georgia Southern	3	20	1148	57.4	284	3	40.2
7. The Citadel	4	26	1585	61.0	420	7	39.4
8. Elon	4	23	1370	59.6	458	1	38.8
9. Furman	4	17	983	57.8	367	1	35.1

FIRST DOWNS	G	Rush	Pass	Pen	Total	Avg/G
1. Appalachian State	4	39	43	7	89	22.2
2. Furman	4	37	39	10	86	21.5
3. Western Carolina	4	36	38	11	85	21.2
Samford	4	35	42	8	85	21.2
5. Chattanooga	4	43	30	6	79	19.8
6. The Citadel	4	64	10	4	78	19.5
7. Wofford	3	65	8	4	77	25.7
8. Elon	4	19	44	7	70	17.5
9. Georgia Southern	3	60	4	2	66	22.0

2012 Southern Conference
Team Statistics Through games of Sep 24, 2012



OPPONENT 1ST DOWNS	G	Rush	Pass	Pen	Total	Avg/G
1. Georgia Southern	3	17	17	3	37	12.3
2. Wofford	3	10	28	4	42	14.0
3. Elon	4	35	22	4	61	15.2
4. Chattanooga	4	30	32	3	65	16.2
5. Furman	4	27	43	4	74	18.5
6. Samford	4	33	41	8	82	20.5
7. Appalachian State	4	48	31	4	83	20.8
8. The Citadel	4	59	23	2	84	21.0
9. Western Carolina	4	58	35	9	102	25.5

PENALTIES	G	No.	Yards	Avg/G
1. The Citadel	4	15	90	22.5
2. Wofford	3	13	128	42.7
3. Furman	4	21	176	44.0
4. Chattanooga	4	21	184	46.0
5. Elon	4	23	196	49.0
6. Appalachian State	4	25	199	49.8
7. Georgia Southern	3	24	199	66.3
8. Western Carolina	4	26	290	72.5
9. Samford	4	27	360	90.0

3RD-DOWN CONVERSIONS	G	Conv.	Att.	Pct.
1. Wofford	3	23	40	57.5
2. The Citadel	4	19	46	41.3
3. Chattanooga	4	27	66	40.9
4. Elon	4	27	67	40.3
5. Georgia Southern	3	12	30	40.0
6. Western Carolina	4	24	65	36.9
7. Samford	4	20	55	36.4
8. Appalachian State	4	17	55	30.9
9. Furman	4	14	53	26.4

OPPONENT PENALTIES	G	No.	Yards	Avg/G
1. Western Carolina	4	36	323	80.8
2. Georgia Southern	3	25	186	62.0
3. Elon	4	30	246	61.5
4. Wofford	3	18	155	51.7
5. Samford	4	23	203	50.8
6. Chattanooga	4	27	191	47.8
7. Furman	4	18	179	44.8
8. Appalachian State	4	17	159	39.8
9. The Citadel	4	18	146	36.5

OPP 3RD-DN CONVERT	G	Conv.	Att.	Pct.
1. Wofford	3	8	41	19.5
2. Elon	4	14	50	28.0
3. Georgia Southern	3	13	42	31.0
4. Samford	4	20	63	31.7
5. Furman	4	20	55	36.4
6. Chattanooga	4	19	51	37.3
7. Western Carolina	4	27	59	45.8
8. The Citadel	4	24	45	53.3
9. Appalachian State	4	36	64	56.2

TIME OF POSSESSION	G	Total possession	Average/game
1. Furman	4	137:00	34:15
2. Elon	4	136:59	34:14
3. Georgia Southern	3	99:34	33:11
4. Chattanooga	4	132:42	33:10
5. The Citadel	4	128:20	32:05
6. Western Carolina	4	125:29	31:22
7. Wofford	3	93:13	31:04
8. Appalachian State	4	111:57	27:59
9. Samford	4	106:41	26:40

4TH-DOWN CONVERSIONS	G	Conv.	Att.	Pct.
1. Georgia Southern	3	4	4	100.0
2. Chattanooga	4	3	5	60.0
3. The Citadel	4	5	9	55.6
4. Furman	4	5	9	55.6
5. Appalachian State	4	4	8	50.0
6. Western Carolina	4	2	6	33.3
7. Wofford	3	1	3	33.3
8. Elon	4	0	3	0.0
9. Samford	4	0	1	0.0

TURNOVER MARGIN	G	Gained			Lost			Margin	Per/G
		Fum	Int	Tot	Fum	Int	Tot		
1. Samford	4	2	9	11	2	3	5	+6	1.50
2. Wofford	3	4	3	7	2	1	3	+4	1.33
3. The Citadel	4	7	2	9	4	1	5	+4	1.00
4. Chattanooga	4	3	4	7	2	3	5	+2	0.50
5. Appalachian State	4	3	6	9	4	3	7	+2	0.50
6. Western Carolina	4	5	2	7	2	3	5	+2	0.50
7. Georgia Southern	3	3	6	9	7	2	9	+0	0.00
8. Elon	4	5	4	9	5	4	9	+0	0.00
9. Furman	4	2	3	5	2	5	7	-2	-0.50

OPP 4TH-DN CONVERT	G	Conv.	Att.	Pct.
1. Wofford	3	1	7	14.3
2. Samford	4	1	5	20.0
3. The Citadel	4	2	6	33.3
4. Western Carolina	4	2	6	33.3
5. Chattanooga	4	3	6	50.0
6. Georgia Southern	3	2	4	50.0
7. Elon	4	3	5	60.0
8. Furman	4	4	5	80.0
9. Appalachian State	4	2	2	100.0

RED ZONE OFFENSE	G	Scores	Pct.	TDs	(R-P)	FGs	TurnO
1. Wofford	3	17-18	94.4	13	11-2	4-4	0
2. Elon	4	16-18	88.9	10	2-8	6-6	2
3. Georgia Southern	3	13-15	86.7	10	10-0	3-5	0
4. Western Carolina	4	12-14	85.7	10	7-3	2-4	0
5. The Citadel	4	12-14	85.7	10	10-0	2-3	1
6. Samford	4	16-19	84.2	12	9-3	4-4	1
7. Appalachian State	4	10-12	83.3	8	7-1	2-2	0
8. Chattanooga	4	13-18	72.2	10	5-5	3-5	1
9. Furman	4	9-14	64.3	7	6-1	2-4	1

2012 Southern Conference
 Team Statistics Through games of Sep 24, 2012



RED ZONE DEFENSE	G	Scores	Pct.	TDs	(R-P)	FGs	TurnO
1. Wofford	3	2-6	33.3	2	2-0	0-2	1
2. The Citadel	4	15-18	83.3	14	12-2	1-3	1
3. Elon	4	11-13	84.6	7	5-2	4-4	1
4. Furman	4	13-15	86.7	10	8-2	3-4	0
5. Chattanooga	4	7-8	87.5	4	2-2	3-3	0
6. Western Carolina	4	15-17	88.2	13	8-5	2-3	0
7. Samford	4	10-11	90.9	7	5-2	3-4	0
8. Appalachian State	4	13-14	92.9	11	5-6	2-3	0
9. Georgia Southern	3	7-7	100.0	3	1-2	4-4	0

ON-SIDE KICKS BY	G	Recovered	Attempts	Success%
1. Furman	4	1	1	100.0
2. The Citadel	4	0	0	0.0
Elon	4	0	0	0.0
Chattanooga	4	0	0	0.0
Western Carolina	4	0	0	0.0
Samford	4	0	0	0.0
Appalachian State	4	0	0	0.0
Georgia Southern	3	0	0	0.0
Wofford	3	0	0	0.0

ON-SIDE KICKS AGAINST	G	Recovered	Attempts	Success%
1. Furman	4	0	1	0.0
Samford	4	0	1	0.0
Elon	4	0	0	0.0
Chattanooga	4	0	0	0.0
Appalachian State	4	0	0	0.0
Georgia Southern	3	0	0	0.0
Wofford	3	0	0	0.0
The Citadel	4	0	0	0.0
Western Carolina	4	0	0	0.0

**2012 Southern Conference
Individual Statistics Through games of Sep 24, 2012**



RUSHING								
	Cl	G	Att.	Yds	Avg.	TD	Avg/G	
1. Eric Breitenstein-WOF	Sr	3	45	414	9.2	7	64	138.0
2. Ezayi Youyoute-GSU	So	3	48	371	7.7	4	79	123.7
3. Fabian Truss-SAM	Jr	4	69	448	6.5	7	43	112.0
4. Jerodis Williams-FUR	Sr	4	77	406	5.3	3	39	101.5
5. Steven Miller-APP	Sr	4	84	399	4.8	5	30	99.8
6. Dominique Swope-GSU	So	3	50	275	5.5	5	24	91.7
7. Ben Dupree-CIT	Jr	4	62	350	5.6	4	57	87.5
8. Darien Robinson-CIT	Jr	4	38	343	9.0	3	65	85.8
9. Donovan Johnson-WOF	Jr	3	20	213	10.6	1	52	71.0
10. Jerick McKinnon-GSU	Jr	3	32	193	6.0	2	37	64.3

PASSING AVG/GAME						
	Cl	G	Comp-Att-Int	Yds	TD	Avg/G
1. Jamal Jackson-APP	Jr	4	89-136-3	992	5	248.0
2. Reese Hannon-FUR	Fr	3	58-90-1	707	5	235.7
3. Thomas Wilson-ELON	Sr	4	66-106-4	840	8	210.0
4. Eddie Sullivan-WCU	So	3	63-112-3	629	3	209.7
5. Andy Summerlin-SAM	Sr	4	89-129-3	817	4	204.2
6. Jacob Huesman-UTC	Fr	4	59-97-3	618	5	154.5
7. Aaron Miller-CIT	So	4	12-19-1	230	0	57.5
8. Brian Kass-WOF	Jr	3	8-15-1	171	4	57.0
9. Troy Mitchell-WCU	Fr	4	24-34-0	182	0	45.5
10. Ezayi Youyoute-GSU	So	3	9-19-0	123	1	41.0

PASS EFFICIENCY						
	Cl	G	Comp-Att-Int	Yds	TD	Eff.
1. Reese Hannon-FUR	Fr	3	58-90-1	707	5	146.5
2. Thomas Wilson-ELON	Sr	4	66-106-4	840	8	146.2
3. Jamal Jackson-APP	Jr	4	89-136-3	992	5	134.4
4. Andy Summerlin-SAM	Sr	4	89-129-3	817	4	127.8
5. Jacob Huesman-UTC	Fr	4	59-97-3	618	5	125.2
6. Eddie Sullivan-WCU	So	3	63-112-3	629	3	106.9

RECEPTIONS/GAME								
	Cl	G	No.	Yds	TD	Lg	Yds/G	Rec/G
1. Jacoby Mitchell-WCU	Sr	4	25	226	2	25	56.5	6.2
2. Aaron Mellette-ELON	Sr	4	24	246	5	21	61.5	6.0
3. Andrew Peacock-APP	Jr	4	20	221	1	25	55.2	5.0
Kelsey Pope-SAM	Jr	4	20	204	1	37	51.0	5.0
5. Spearman Robinson-WCU	Fr	4	18	140	0	23	35.0	4.5
6. Ryan Culbreath-FUR	Jr	4	17	218	2	39	54.5	4.2
7. Will King-FUR	Sr	4	16	264	2	45	66.0	4.0
Malachi Jones-APP	Fr	4	16	174	0	30	43.5	4.0
Faysal Shafaat-UTC	So	4	16	172	2	28	43.0	4.0
10. Tommy Hudson-UTC	So	4	15	118	0	14	29.5	3.8

RECEIVE YDS/GAME								
	Cl	G	No.	Yds	TD	Lg	Avg/C	Yds/G
1. Will King-FUR	Sr	4	16	264	2	45	16.5	66.0
2. Aaron Mellette-ELON	Sr	4	24	246	5	21	10.2	61.5
3. Jacoby Mitchell-WCU	Sr	4	25	226	2	25	9.0	56.5
4. Andrew Peacock-APP	Jr	4	20	221	1	25	11.1	55.2
5. Kierre Brown-ELON	So	4	13	218	1	38	16.8	54.5
Ryan Culbreath-FUR	Jr	4	17	218	2	39	12.8	54.5
7. Kelsey Pope-SAM	Jr	4	20	204	1	37	10.2	51.0
8. Colin Anderson-FUR	Sr	4	11	197	0	50	17.9	49.2
9. Chris Cephus-SAM	Jr	4	14	195	0	51	13.9	48.8
10. Malachi Jones-APP	Fr	4	16	174	0	30	10.9	43.5

TOTAL OFFENSE							
	Cl	G	Rush	Pass	Plays	Total	Yds/G
1. Jamal Jackson-APP	Jr	4	179	992	178	1171	292.8
2. Eddie Sullivan-WCU	So	3	107	629	140	736	245.3
3. Reese Hannon-FUR	Fr	3	-11	707	96	696	232.0
4. Thomas Wilson-ELON	Sr	4	45	840	129	885	221.2
5. Andy Summerlin-SAM	Sr	4	45	817	143	862	215.5
6. Jacob Huesman-UTC	Fr	4	224	618	150	842	210.5
7. Ezayi Youyoute-GSU	So	3	371	123	67	494	164.7
8. Eric Breitenstein-WOF	Sr	3	414	0	45	414	138.0
9. Fabian Truss-SAM	Jr	4	448	0	69	448	112.0
10. Ben Dupree-CIT	Jr	4	350	85	71	435	108.8

SCORING									
	Cl	G	TD	FG	XPT	2XP	Pts	Pts/G	
1. Eric Breitenstein-WOF	Sr	3	7	0	0	0	42	14.0	
2. Fabian Truss-SAM	Jr	4	8	0	0	0	48	12.0	
3. Dominique Swope-GSU	So	3	5	0	0	0	30	10.0	
Christian Reed-WOF	Sr	3	0	4	18	0	30	10.0	
5. Steven Miller-APP	Sr	4	6	0	0	0	36	9.0	
6. Adam Shreiner-ELON	Sr	4	0	7	12	0	33	8.2	
7. Ezayi Youyoute-GSU	So	3	4	0	0	0	24	8.0	
8. Aaron Mellette-ELON	Sr	4	5	0	0	0	30	7.5	
Rickey Anderson-CIT	Sr	4	5	0	0	0	30	7.5	
Thomas Warren-CIT	Sr	4	0	4	18	0	30	7.5	

SCORING (TDs)									
	Cl	G	TD	Run	Pass	Ret	Pat	Pts	Avg/G
1. Eric Breitenstein-WOF	Sr	3	7	7	0	0	0	42	14.0
2. Fabian Truss-SAM	Jr	4	8	7	0	1	0	48	12.0
3. Dominique Swope-GSU	So	3	5	5	0	0	0	30	10.0
4. Steven Miller-APP	Sr	4	6	5	1	0	0	36	9.0
5. Ezayi Youyoute-GSU	So	3	4	4	0	0	0	24	8.0
6. Aaron Mellette-ELON	Sr	4	5	0	5	0	0	30	7.5
Rickey Anderson-CIT	Sr	4	5	5	0	0	0	30	7.5
8. Hank McCloud-FUR	So	4	4	4	0	0	0	24	6.0
Ben Dupree-CIT	Jr	4	4	4	0	0	0	24	6.0
10. Riley Hawkins-SAM	Sr	4	3	0	3	0	0	18	4.5

SCORING (KICK)						
	Cl	G	PAT	FG	Pts	Avg/G
1. Christian Reed-WOF	Sr	3	18-18	4-4	30	10.0
2. Adam Shreiner-ELON	Sr	4	12-12	7-9	33	8.2
3. Thomas Warren-CIT	Sr	4	18-18	4-6	30	7.5
4. Cameron Yaw-SAM	Sr	4	15-15	4-7	27	6.8
5. Drew Stewart-APP	Jr	4	14-14	4-5	26	6.5
6. Richard Sigmon-WCU	So	4	12-12	3-7	21	5.2
7. Ray Early-FUR	Jr	4	11-12	3-6	20	5.0
8. Nick Pollard-UTC	So	4	9-10	3-5	18	4.5
9. Paul Inclan-WOF	So	3	3-4	0-0	3	1.0
10. H. Ribeiro-UTC	Fr	4	0-0	1-2	3	0.8

PUNT RETURN AVG							
	Cl	G	No.	Yds	TD	Long	Avg/G
1. Riley Hawkins-SAM	Sr	4	11	163	0	48	14.8
2. Jeremy Peterson-ELON	Sr	4	7	73	0	25	10.4
3. Will King-FUR	Sr	4	6	26	0	13	4.3
4. Tommy Hudson-UTC	So	4	7	11	0	7	1.6

KICK RETURN AVG							
	Cl	G	No.	Yds	TD	Long	Avg/G
1. Fabian Truss-SAM	Jr	4	11	383	1	97	34.8
2. J.J. Wilcox-GSU	Sr	3	9	248	0	53	27.6
3. Tony Washington-APP	Jr	4	10	254	0	51	25.4
4. Chaz Moore-UTC	Jr	4	8	201	0	48	25.1
5. Jairus Hollman-FUR	Fr	4	9	193	0	28	21.4
6. Kierre Brown-ELON	So	4	11	215	0	36	19.5
7. Darius Ramsey-WCU	Fr	4	8	141	0	26	17.6

2012 Southern Conference
Individual Statistics Through games of Sep 24, 2012



ALL PURPOSE								
	Cl	G	Rush	Rcv	PR	KR	Yds	Avg/G
1. Fabian Truss-SAM	Jr	4	448	75	0	383	906	226.5
2. Eric Breitenstein-WOF	Sr	3	414	0	0	0	414	138.0
3. Jerodis Williams-FUR	Sr	4	406	60	0	35	501	125.2
4. Ezayi Youyoute-GSU	So	3	371	0	0	0	371	123.7
5. Kierre Brown-ELON	So	4	37	218	0	215	470	117.5
6. Steven Miller-APP	Sr	4	399	68	0	0	467	116.8
7. Tony Washington-APP	Jr	4	22	165	8	254	449	112.2
8. Darius Ramsey-WCU	Fr	4	226	74	0	141	441	110.2
9. Dominique Swope-GSU	So	3	275	0	0	0	275	91.7
10. Darien Robinson-CIT	Jr	4	343	14	0	0	357	89.2

PUNTING									
	Cl	G	No.	Yds	Lg	I20	50+	TB	Avg.
1. Sam Martin-APP	Sr	4	22	993	68	9	5	4	45.1
2. Cass Couey-CIT	Sr	4	11	486	66	3	2	2	44.2
3. Kenton Beal-ELON	Jr	4	21	887	54	2	3	0	42.2
4. Nick Pollard-UTC	So	4	22	901	60	4	4	1	41.0
5. Ray Early-FUR	Jr	4	16	654	54	7	2	0	40.9
6. Clark Sechrest-WCU	Jr	4	24	979	54	5	3	3	40.8
7. Greg Peranich-SAM	So	4	23	882	54	7	1	2	38.3
8. Luke Cherry-GSU	Jr	3	8	267	47	4	0	0	33.4
9. Kasey Redfern-WOF	Jr	3	7	203	39	0	0	0	29.0

FIELD GOALS							
	Cl	G	Made	Att.	Long	Pct.	FG/G
1. Adam Shreiner-ELON	Sr	4	7	9	43	77.8	1.75
2. Christian Reed-WOF	Sr	3	4	4	38	100.0	1.33
3. Drew Stewart-APP	Jr	4	4	5	41	80.0	1.00
Thomas Warren-CIT	Sr	4	4	6	42	66.7	1.00
Cameron Yaw-SAM	Sr	4	4	7	27	57.1	1.00
6. Nick Pollard-UTC	So	4	3	5	39	60.0	0.75
Ray Early-FUR	Jr	4	3	6	41	50.0	0.75
Richard Sigmon-WCU	So	4	3	7	40	42.9	0.75
9. H. Ribeiro-UTC	Fr	4	1	2	46	50.0	0.25

FIELD GOAL PCT						
	Cl	G	Made	Att.	Long	Pct.
1. Adam Shreiner-ELON	Sr	4	7	9	43	77.8

PAT KICKING PCT					
	Cl	G	Made	Att.	Pct.
1. Thomas Warren-CIT	Sr	4	18	18	100.0
Christian Reed-WOF	Sr	3	18	18	100.0
Cameron Yaw-SAM	Sr	4	15	15	100.0
Drew Stewart-APP	Jr	4	14	14	100.0
Adam Shreiner-ELON	Sr	4	12	12	100.0
Richard Sigmon-WCU	So	4	12	12	100.0
7. Ray Early-FUR	Jr	4	11	12	91.7
8. Nick Pollard-UTC	So	4	9	10	90.0

2012 Southern Conference
Individual Statistics Through games of Sep 24, 2012



TACKLES (All positions)							
	Cl	G	Pos	Solo	Ast	Total	Avg/G
1. Jeremy Kimbrough-APP	Sr	4	LB	21	26	47	11.8
2. Rock Williams-WCU	Sr	3	LB	13	21	34	11.3
3. Carl Robinson-CIT	So	4		29	16	45	11.2
4. Jaquiski Tartt-SAM	So	4	DB	17	22	39	9.8
Matt Solomon-FUR	Sr	4	LB	16	23	39	9.8
6. Ace Clark-WCU	So	3	DB	11	18	29	9.7
7. Gary Wilkins-FUR	So	4	LB	17	20	37	9.2
Courtland Carson-WCU	Jr	4	LB	15	22	37	9.2
9. Darion Sutton-SAM	Sr	4	LB	14	22	36	9.0
Brandon Grier-APP	Sr	4	LB	21	15	36	9.0
11. Rah Muhammad-CIT	So	4		21	13	34	8.5
12. Nathan Wade-FUR	Sr	4	DB	14	19	33	8.2
13. Jonathan Spain-ELON	So	4	LB	13	19	32	8.0
14. Wes Dothard-UTC	Jr	4		18	13	31	7.8
15. John Stevenson-GSU	Sr	3	LB	14	9	23	7.7
16. D.J. Key-UTC	Jr	4		17	12	29	7.2
Sertonuse Harris-WCU	Fr	4	DB	12	17	29	7.2
18. Patrick Blalock-APP	Jr	4	DB	17	11	28	7.0
Keith Shoulders-SAM	Sr	4	LB	9	19	28	7.0
Blake Thompson-ELON	Sr	4	LB	16	12	28	7.0
21. Troy Sanders-APP	Sr	4	DB	15	11	26	6.5
Alvin Hines II-SAM	Sr	4		15	11	26	6.5
Durell Hill-SAM	Sr	4	LB	12	14	26	6.5
24. Elijer Martinez-WCU	Sr	3	DB	13	6	19	6.3
25. Greg Worthy-FUR	Jr	4	DB	13	12	25	6.2
Deuce Robinson-APP	So	4	LB	4	21	25	6.2
Mitch McGrath-FUR	Sr	4	LB	10	15	25	6.2
28. Sadath Jean-Pierre-CIT	Jr	4		11	13	24	6.0
Carson Smith-CIT	So	4		9	15	24	6.0
30. Chris Billingslea-CIT	Sr	4		10	13	23	5.8
31. Kadeem Wise-UTC	Jr	4		16	6	22	5.5
32. J.J. Wilcox-GSU	Sr	3		8	8	16	5.3
Anthony Carden-WOF	Sr	3	LB	12	4	16	5.3
Darius Eubanks-GSU	Sr	3		12	4	16	5.3
35. Shane Heatherly-UTC	Sr	4		11	10	21	5.2
36. Ronald Blair-APP	So	4	DL	8	12	20	5.0
Randy Pressley-WCU	Jr	4	LB	10	10	20	5.0
Nathaniel Sedergren-WCU	Sr	4	LB	14	6	20	5.0
39. C.Wrightenberry-ELON	Jr	4	DB	10	9	19	4.8
Brandon Nettles-SAM	So	4	DB	11	8	19	4.8
Justin Shade-SAM	Jr	4	LB	4	15	19	4.8
Joel Ross-APP	So	4	DB	9	10	19	4.8
Gunner Miller-UTC	Jr	4		9	10	19	4.8
44. Blake Wylie-WOF	Sr	3	CB	11	3	14	4.7
Mike McCrimon-WOF	Jr	3	LB	7	7	14	4.7
46. Nick Willis-CIT	Fr	4		8	10	18	4.5
47. Chaz Moore-UTC	Jr	4		12	5	17	4.2
Colton Keig-FUR	Sr	4	DL	4	13	17	4.2
Josh Lynn-FUR	Sr	4	DL	10	7	17	4.2
Brian Johnson-WCU	Jr	4	DL	9	8	17	4.2

SACKS							
	Cl	G	Pos	Solo	Ast	Total	Avg/G
1. Davis Tull-UTC	So	4		4	0	4.0	1.00
Javon Mention-GSU	Jr	3	DE	3	0	3.0	1.00
3. Brandon Grier-APP	Sr	4	LB	3	0	3.0	0.75
4. Mark Thomas-CIT	Fr	3		3	0	3.0	1.00
5. Shawn Boone-FUR	Jr	4	DE	2	1	2.5	0.62
Caleb Hawkins-WCU	Fr	4	DL	1	1	2.5	0.62
7. Phillip LeGrande-WOF	Sr	3	LB	2	0	2.0	0.67
8. Nicholas Williams-SAM	Sr	4	DL	2	0	2.0	0.50
Ricky Lang-FUR	Sr	4	DL	2	0	2.0	0.50
Chris Billingslea-CIT	Sr	4		2	0	2.0	0.50
11. Brent Russell-GSU	Sr	3		2	0	2.0	0.67
12. Adam Scott-APP	Jr	4	DL	2	0	2.0	0.50
13. Calvin Ruff-SAM	So	4	DL	1	1	1.5	0.38
Jerry Mathis-SAM	So	4	DL	1	0	1.5	0.38
Blake Thompson-ELON	Sr	4	LB	1	1	1.5	0.38
16. Josh Roseborough-WOF	Sr	3	DL	1	1	1.5	0.50
17. Durell Hill-SAM	Sr	4	LB	1	0	1.0	0.25
Keith Shoulders-SAM	Sr	4	LB	1	0	1.0	0.25
Jeremy Towns-SAM	Sr	4	DL	1	0	1.0	0.25
Darion Sutton-SAM	Sr	4	LB	1	0	1.0	0.25

TACKLES FOR LOSS							
	Cl	G	Pos	Solo	Ast	Total	Avg/G
1. Jerry Mathis-SAM	So	4	DL	4	1	4.5	1.12
Gary Coates-ELON	So	4	DL	4	1	4.5	1.12
3. Brandon Grier-APP	Sr	4	LB	4	0	4.0	1.00
Davis Tull-UTC	So	4		4	0	4.0	1.00
5. Deuce Robinson-APP	So	4	LB	1	5	3.5	0.88
Courtland Carson-WCU	Jr	4	LB	2	3	3.5	0.88
7. Phillip LeGrande-WOF	Sr	3	LB	3	1	3.5	1.17
Josh Roseborough-WOF	Sr	3	DL	3	1	3.5	1.17
9. Blake Thompson-ELON	Sr	4	LB	2	3	3.5	0.88
Keith Shoulders-SAM	Sr	4	LB	3	1	3.5	0.88
11. Chris Jones-ELON	Fr	4	DL	3	0	3.0	0.75
Ronald Blair-APP	So	4	DL	2	2	3.0	0.75
Matt Solomon-FUR	Sr	4	LB	2	2	3.0	0.75
Josh Lynn-FUR	Sr	4	DL	2	2	3.0	0.75
15. Josh Gebhardt-GSU	Jr	3		3	0	3.0	1.00
16. Adam Scott-APP	Jr	4	DL	3	0	3.0	0.75
17. Brent Russell-GSU	Sr	3		3	0	3.0	1.00
18. Joel Ross-APP	So	4	DB	2	2	3.0	0.75
Ricky Lang-FUR	Sr	4	DL	3	0	3.0	0.75
Wes Dothard-UTC	Jr	4		3	0	3.0	0.75

2012 Southern Conference
Individual Statistics Through games of Sep 24, 2012



PASSES DEFENDED		Cl	G	BrUp	Int.	Total	Avg/G
1.	Jaquiski Tartt-SAM	So	4	5	2	7	1.75
2.	Stephon Shelton-WOF	Sr	3	5	0	5	1.67
	Ace Clark-WCU	So	3	3	2	5	1.67
4.	Mitch McGrath-FUR	Sr	4	3	2	5	1.25
	David Wood-ELON	Jr	4	4	1	5	1.25
	Sema'je Kendall-UTC	Fr	4	5	0	5	1.25
	Chaz Moore-UTC	Jr	4	4	1	5	1.25
8.	Phillip LeGrande-WOF	Sr	3	3	0	3	1.00
9.	Matt Solomon-FUR	Sr	4	3	0	3	0.75
	Jerry Mathis-SAM	So	4	3	0	3	0.75
	Akeem Langham-ELON	So	4	2	1	3	0.75
	James Bradberry-SAM	Fr	4	1	2	3	0.75
	Aaron Bethune-SAM	Sr	4	3	0	3	0.75
	Demetrius McCray-APP	Sr	4	1	2	3	0.75
15.	Brion Anderson-WOF	Fr	3	1	1	2	0.67
	Elijer Martinez-WCU	Sr	3	2	0	2	0.67
	Darius Eubanks-GSU	Sr	3	1	1	2	0.67
	John Stevenson-GSU	Sr	3	2	0	2	0.67
	Lavelle Westbrooks-GSU	Jr	3	1	1	2	0.67
	Deion Stanley-GSU	So	3	2	0	2	0.67

INTERCEPTIONS		Cl	G	No.	Yds	TD	Long	Avg/G
1.	Valdon Cooper-GSU	So	3	2	60	1	60	0.67
	Ace Clark-WCU	So	3	2	7	0	4	0.67
3.	Jaquiski Tartt-SAM	So	4	2	69	0	39	0.50
	James Bradberry-SAM	Fr	4	2	22	0	22	0.50
	Demetrius McCray-APP	Sr	4	2	8	0	8	0.50
	Alvin Hines II-SAM	Sr	4	2	1	0	1	0.50
	Mitch McGrath-FUR	Sr	4	2	0	0	0	0.50
8.	Lavelle Westbrooks-GSU	Jr	3	1	24	0	24	0.33
	Darius Eubanks-GSU	Sr	3	1	10	0	10	0.33
	Brion Anderson-WOF	Fr	3	1	0	0	0	0.33

FUMBLES FORCED		Cl	G	No.	Avg/G
1.	Brandon McCladdie-CIT	Jr	4	3	0.75
2.	Rock Williams-WCU	Sr	3	2	0.67
3.	Chris Billingslea-CIT	Sr	4	2	0.50
	Rah Muhammad-CIT	So	4	2	0.50
	Sertonuse Harris-WCU	Fr	4	2	0.50
	Davis Tull-UTC	So	4	2	0.50
	Carl Robinson-CIT	So	4	2	0.50
8.	Jeremy Holt-WOF	Jr	3	1	0.33
	Josh Roseborough-WOF	Sr	3	1	0.33
	Josh Holt-WOF	Jr	3	1	0.33

FUMBLES RECOVERED		Cl	G	No.	Avg/G
1.	Justin Oxendine-CIT	So	4	2	0.50
2.	Nic Wright-GSU	So	3	1	0.33
	Javon Mention-GSU	Jr	3	1	0.33
	Darius Eubanks-GSU	Sr	3	1	0.33
	Josh Roseborough-WOF	Sr	3	1	0.33
	Stephon Shelton-WOF	Sr	3	1	0.33
	C.J. Turner-WOF	Sr	3	1	0.33
8.	Rah Muhammad-CIT	So	4	1	0.25
	Colin Parsons-CIT	Fr	4	1	0.25
	Shawn Boone-FUR	Jr	4	1	0.25

**2012 Southern Conference
Conference Team Game Highs Through games of Sep 24, 2012**



TEAM HIGHS (highest totals made by)

Points	82	Wofford vs LINCOLN (Sep 08, 2012)
	58	Georgia Southern vs JACKSONVILLE (Sep 01, 2012)
Points scored kicking	16	Wofford vs LINCOLN (Sep 08, 2012) [2fg,10pat]
	12	Elon vs WEST VIRGINIA STATE (Sep 15, 2012) [2fg,6pat]
Touchdowns	11	Wofford vs LINCOLN (Sep 08, 2012)
	8	Georgia Southern vs JACKSONVILLE (Sep 01, 2012)
Total offense yards	618	The Citadel at Appalachian State (Sep 15, 2012) [463r,155p]
	602	Wofford vs LINCOLN (Sep 08, 2012) [449r,153p]
Total offense plays	92	Western Carolina vs MARS HILL (Aug 30, 2012) [63r,29p]
	90	Samford vs WEST ALABAMA (Sep 08, 2012) [56r,34p]
Total offense yards/play	9.0	The Citadel at Appalachian State (Sep 15, 2012) [69-618]
	8.7	Wofford vs LINCOLN (Sep 08, 2012) [69-602]
Rushing yards	590	Wofford vs WESTERN CAROLINA (Sep 15, 2012)
	557	Georgia Southern vs JACKSONVILLE (Sep 01, 2012)
Rushing attempts	69	The Citadel vs CHARLESTON SOUTHERN (Sep 01, 2012)
	69	Wofford vs WESTERN CAROLINA (Sep 15, 2012)
Yards per rush	8.6	Wofford vs WESTERN CAROLINA (Sep 15, 2012) [69-590]
	8.3	Wofford vs LINCOLN (Sep 08, 2012) [54-449]
Rushing TDs	7	Georgia Southern vs JACKSONVILLE (Sep 01, 2012)
	7	The Citadel vs CHARLESTON SOUTHERN (Sep 01, 2012)
	7	Wofford vs LINCOLN (Sep 08, 2012)
	7	Wofford vs WESTERN CAROLINA (Sep 15, 2012)
Longest rush	79	Georgia Southern vs JACKSONVILLE (Sep 01, 2012)
	78	Georgia Southern vs ELON (Sep 22, 2012)
Passing yards	335	Western Carolina at Wofford (Sep 15, 2012)
	302	Elon at Georgia Southern (Sep 22, 2012)
Passing attempts	46	Furman vs COASTAL CAROLINA (Sep 08, 2012)
	42	Western Carolina at Wofford (Sep 15, 2012)
Passing TDs	5	Elon vs WEST VIRGINIA STATE (Sep 15, 2012)
	4	Furman vs COASTAL CAROLINA (Sep 08, 2012)
Longest pass	62	Western Carolina at Wofford (Sep 15, 2012)
	53	The Citadel at Appalachian State (Sep 15, 2012)
Passes completed	32	Western Carolina at Wofford (Sep 15, 2012)
	26	Furman vs COASTAL CAROLINA (Sep 08, 2012)
Had intercepted	3	Furman at Samford (Sep. 1, 2012)
	2	Elon at North Carolina (Sep 01, 2012)
	2	Georgia Southern vs JACKSONVILLE (Sep 01, 2012)
	2	Furman at Clemson (Sep 15, 2012)
	2	Western Carolina vs SAMFORD (Sep 22, 2012)
	2	Elon at Georgia Southern (Sep 22, 2012)
	2	Chattanooga vs APPALACHIAN STATE (Sep 22, 2012)
Pass completion pct	76.2	Western Carolina at Wofford (Sep 15, 2012) [32-42]
	73.5	Samford vs WEST ALABAMA (Sep 08, 2012) [25-34]
Passing yards/attempt	25.8	The Citadel at Appalachian State (Sep 15, 2012) [6-155]
	11.7	Wofford at Gardner-Webb (Sep 01, 2012) [7-82]
Yards per catch	38.8	The Citadel at Appalachian State (Sep 15, 2012) [4-155]
	27.3	Wofford at Gardner-Webb (Sep 01, 2012) [3-82]
Field goal attempts	3	Western Carolina vs MARS HILL (Aug 30, 2012)
	3	Appalachian State at East Carolina (Sep 01, 2012)
	3	Chattanooga at USF (Sep 01, 2012)
	3	The Citadel vs GEORGIA SOUTHERN (Sep 08, 2012)
	3	Furman vs COASTAL CAROLINA (Sep 08, 2012)
	3	Elon vs N.C. CENTRAL (Sep 08, 2012)
	3	Samford vs WEST ALABAMA (Sep 08, 2012)
	3	Elon vs WEST VIRGINIA STATE (Sep 15, 2012)

**2012 Southern Conference
Team Game Highs Through games of Sep 24, 2012**



	3	Furman at Presbyterian College (Sep 22, 2012)
	3	Samford at Western Carolina (Sep 22, 2012)
	3	Georgia Southern vs ELON (Sep 22, 2012)
	3	Elon at Georgia Southern (Sep 22, 2012)
Field goals made	3	The Citadel vs GEORGIA SOUTHERN (Sep 08, 2012)
	3	Elon at Georgia Southern (Sep 22, 2012)
Longest field goal	46	Chattanooga at USF (Sep 01, 2012)
	43	Elon vs WEST VIRGINIA STATE (Sep 15, 2012)
Field goal pct	100.0	The Citadel vs GEORGIA SOUTHERN (Sep 08, 2012) [3-3]
	100.0	Elon at Georgia Southern (Sep 22, 2012) [3-3]
	100.0	Wofford at Gardner-Webb (Sep 01, 2012) [2-2]
	100.0	Wofford vs LINCOLN (Sep 08, 2012) [2-2]
	100.0	Appalachian State at Chattanooga (Sep 22, 2012) [2-2]
PAT kicks attempted	11	Wofford vs LINCOLN (Sep 08, 2012)
	8	Georgia Southern vs JACKSONVILLE (Sep 01, 2012)
PAT kicks made	10	Wofford vs LINCOLN (Sep 08, 2012)
	7	Georgia Southern vs JACKSONVILLE (Sep 01, 2012)
	7	The Citadel vs CHARLESTON SOUTHERN (Sep 01, 2012)
	7	The Citadel at Appalachian State (Sep 15, 2012)
	7	Wofford vs WESTERN CAROLINA (Sep 15, 2012)
PAT kicks pct	100.0	The Citadel vs CHARLESTON SOUTHERN (Sep 01, 2012) [7-7]
	100.0	The Citadel at Appalachian State (Sep 15, 2012) [7-7]
	100.0	Wofford vs WESTERN CAROLINA (Sep 15, 2012) [7-7]
	100.0	Elon vs WEST VIRGINIA STATE (Sep 15, 2012) [6-6]
	100.0	Samford at Gardner-Webb (Sep 15, 2012) [6-6]
	100.0	Appalachian State vs MONTANA (Sep 08, 2012) [5-5]
	100.0	Chattanooga vs GLENVILLE STATE (Sep 13, 2012) [5-5]
	100.0	Western Carolina vs MARS HILL (Aug 30, 2012) [4-4]
	100.0	Wofford at Gardner-Webb (Sep 01, 2012) [4-4]
	100.0	Elon vs N.C. CENTRAL (Sep 08, 2012) [4-4]
	100.0	Samford vs WEST ALABAMA (Sep 08, 2012) [4-4]
	100.0	Appalachian State vs THE CITADEL (Sep 15, 2012) [4-4]
	100.0	Furman at Presbyterian College (Sep 22, 2012) [4-4]
	100.0	Appalachian State at Chattanooga (Sep 22, 2012) [4-4]
	100.0	Samford vs FURMAN (Sep. 1, 2012) [3-3]
	100.0	Furman at Samford (Sep. 1, 2012) [3-3]
	100.0	Georgia Southern at The Citadel (Sep 08, 2012) [3-3]
	100.0	Western Carolina at Marshall (Sep 08, 2012) [3-3]
	100.0	Western Carolina vs SAMFORD (Sep 22, 2012) [3-3]
	100.0	The Citadel vs GEORGIA SOUTHERN (Sep 08, 2012) [2-2]
	100.0	Samford at Western Carolina (Sep 22, 2012) [2-2]
	100.0	Elon at Georgia Southern (Sep 22, 2012) [2-2]
	100.0	Georgia Southern vs ELON (Sep 22, 2012) [2-2]
	100.0	The Citadel at NC State (Sep 22, 2012) [2-2]
	100.0	Chattanooga vs APPALACHIAN STATE (Sep 22, 2012) [2-2]
2-point PAT attempts	2	Furman vs COASTAL CAROLINA (Sep 08, 2012)
	1	Western Carolina vs MARS HILL (Aug 30, 2012)
	1	Chattanooga at Jacksonville State (Sep 09, 2012)
	1	Samford at Western Carolina (Sep 22, 2012)
	1	Georgia Southern vs ELON (Sep 22, 2012)
2-point PATs made	1	Western Carolina vs MARS HILL (Aug 30, 2012)
	1	Chattanooga at Jacksonville State (Sep 09, 2012)
	1	Samford at Western Carolina (Sep 22, 2012)
Punts	10	Elon at North Carolina (Sep 01, 2012)
	9	Chattanooga at USF (Sep 01, 2012)
Longest punt	68	Appalachian State vs THE CITADEL (Sep 15, 2012)

**2012 Southern Conference
Team Game Highs Through games of Sep 24, 2012**



	66	The Citadel vs GEORGIA SOUTHERN (Sep 08, 2012)
Yards punted	440	Elon at North Carolina (Sep 01, 2012) [10-440]
	360	Chattanooga at USF (Sep 01, 2012) [9-360]
Punting avg	48.0	Appalachian State at Chattanooga (Sep 22, 2012) [4-192]
	47.2	The Citadel vs GEORGIA SOUTHERN (Sep 08, 2012) [4-189]
Punt returns	6	Wofford vs LINCOLN (Sep 08, 2012)
	6	Elon vs WEST VIRGINIA STATE (Sep 15, 2012)
Punt return yards	109	Wofford vs LINCOLN (Sep 08, 2012)
	72	Elon vs WEST VIRGINIA STATE (Sep 15, 2012)
Punt return avg	18.2	Wofford vs LINCOLN (Sep 08, 2012) [6-109]
	16.3	Samford at Gardner-Webb (Sep 15, 2012) [3-49]
Punt return TDs	1	Wofford vs LINCOLN (Sep 08, 2012)
	1	The Citadel at Appalachian State (Sep 15, 2012)
Longest punt return	60	Wofford vs LINCOLN (Sep 08, 2012)
	48	Samford vs WEST ALABAMA (Sep 08, 2012)
Kick returns	9	Elon at North Carolina (Sep 01, 2012)
	8	Appalachian State vs THE CITADEL (Sep 15, 2012)
Kick return yards	218	Appalachian State vs THE CITADEL (Sep 15, 2012)
	157	Elon at North Carolina (Sep 01, 2012)
Kick return avg	48.7	Samford at Gardner-Webb (Sep 15, 2012) [3-146]
	33.7	Georgia Southern at The Citadel (Sep 08, 2012) [3-101]
Longest kick return	97	Samford at Gardner-Webb (Sep 15, 2012)
	53	Georgia Southern at The Citadel (Sep 08, 2012)
Kick return TDs	1	Samford at Gardner-Webb (Sep 15, 2012)
Interceptions	4	Georgia Southern vs JACKSONVILLE (Sep 01, 2012)
	3	Samford vs FURMAN (Sep. 1, 2012)
	3	Appalachian State vs MONTANA (Sep 08, 2012)
	3	Elon vs N.C. CENTRAL (Sep 08, 2012)
	3	Samford vs WEST ALABAMA (Sep 08, 2012)
Interception return yds	84	Georgia Southern vs JACKSONVILLE (Sep 01, 2012)
	70	Elon vs N.C. CENTRAL (Sep 08, 2012)
	70	Samford vs WEST ALABAMA (Sep 08, 2012)
	70	Appalachian State at Chattanooga (Sep 22, 2012)
Interception return avg	35.0	Appalachian State at Chattanooga (Sep 22, 2012) [2-70]
	23.3	Elon vs N.C. CENTRAL (Sep 08, 2012) [3-70]
	23.3	Samford vs WEST ALABAMA (Sep 08, 2012) [3-70]
Longest interception rtn	70	Appalachian State at Chattanooga (Sep 22, 2012)
	60	Georgia Southern vs JACKSONVILLE (Sep 01, 2012)
Interception return TDs	1	Georgia Southern vs JACKSONVILLE (Sep 01, 2012)
	1	Appalachian State at Chattanooga (Sep 22, 2012)
Fumbles lost	3	Georgia Southern vs ELON (Sep 22, 2012)
	2	Appalachian State at East Carolina (Sep 01, 2012)
	2	Elon at North Carolina (Sep 01, 2012)
	2	Georgia Southern vs JACKSONVILLE (Sep 01, 2012)
	2	The Citadel vs CHARLESTON SOUTHERN (Sep 01, 2012)
	2	Georgia Southern at The Citadel (Sep 08, 2012)
	2	Western Carolina at Wofford (Sep 15, 2012)
Fumbles recovered	3	Western Carolina vs MARS HILL (Aug 30, 2012)
	3	Elon at Georgia Southern (Sep 22, 2012)
Sacked by opp	6	Chattanooga at USF (Sep 01, 2012)
	4	Samford at Western Carolina (Sep 22, 2012)
	4	Chattanooga vs APPALACHIAN STATE (Sep 22, 2012)
QB sacks	5	Wofford at Gardner-Webb (Sep 01, 2012)
	5	Samford vs WEST ALABAMA (Sep 08, 2012)
Turnovers committed	4	Elon at North Carolina (Sep 01, 2012)
	4	Furman at Samford (Sep. 1, 2012)

**2012 Southern Conference
Team Game Highs Through games of Sep 24, 2012**



	4	Georgia Southern vs JACKSONVILLE (Sep 01, 2012)
Turnovers caused	5	Georgia Southern vs JACKSONVILLE (Sep 01, 2012)
	4	Western Carolina vs MARS HILL (Aug 30, 2012)
	4	Samford vs FURMAN (Sep. 1, 2012)
	4	Appalachian State vs MONTANA (Sep 08, 2012)
	4	Elon vs N.C. CENTRAL (Sep 08, 2012)
	4	Samford vs WEST ALABAMA (Sep 08, 2012)
Kicks blocked	2	Wofford vs WESTERN CAROLINA (Sep 15, 2012)
	1	Georgia Southern vs JACKSONVILLE (Sep 01, 2012)
	1	The Citadel vs GEORGIA SOUTHERN (Sep 08, 2012)
	1	Wofford vs LINCOLN (Sep 08, 2012)
	1	The Citadel at Appalachian State (Sep 15, 2012)
	1	Elon at Georgia Southern (Sep 22, 2012)
First downs	31	Samford vs WEST ALABAMA (Sep 08, 2012)
	31	Chattanooga vs GLENVILLE STATE (Sep 13, 2012)
1st downs rushing	27	Georgia Southern vs JACKSONVILLE (Sep 01, 2012)
	27	The Citadel vs CHARLESTON SOUTHERN (Sep 01, 2012)
1st downs passing	17	Furman vs COASTAL CAROLINA (Sep 08, 2012)
	16	Samford vs WEST ALABAMA (Sep 08, 2012)
	16	Elon vs WEST VIRGINIA STATE (Sep 15, 2012)
1st downs by penalty	6	Western Carolina at Marshall (Sep 08, 2012)
	5	Appalachian State vs MONTANA (Sep 08, 2012)
Penalties	11	Appalachian State at East Carolina (Sep 01, 2012)
	11	Chattanooga at USF (Sep 01, 2012)
Penalties yards	133	Western Carolina vs MARS HILL (Aug 30, 2012)
	129	Samford vs WEST ALABAMA (Sep 08, 2012)

**2012 Southern Conference
Conference Individual Game Highs Through games of Sep 24, 2012**



INDIVIDUAL PLAYER GAME HIGHS

Points scored	24	Fabian Truss (Samford) at Gardner-Webb (Sep 15, 2012)
	18	Dominique Swope (Georgia Southern) vs JACKSONVILLE (Sep 01, 2012)
	18	Ezayi Youyoute (Georgia Southern) vs JACKSONVILLE (Sep 01, 2012)
	18	Rickey Anderson (The Citadel) vs CHARLESTON SOUTHERN (Sep 01, 2012)
	18	Steven Miller (Appalachian State) vs THE CITADEL (Sep 15, 2012)
	18	Eric Breitenstein (Wofford) vs WESTERN CAROLINA (Sep 15, 2012)
	18	Hank McCloud (Furman) at Presbyterian College (Sep 22, 2012)
Touchdowns	4	Fabian Truss (Samford) at Gardner-Webb (Sep 15, 2012)
	3	Dominique Swope (Georgia Southern) vs JACKSONVILLE (Sep 01, 2012)
	3	Ezayi Youyoute (Georgia Southern) vs JACKSONVILLE (Sep 01, 2012)
	3	Rickey Anderson (The Citadel) vs CHARLESTON SOUTHERN (Sep 01, 2012)
	3	Steven Miller (Appalachian State) vs THE CITADEL (Sep 15, 2012)
	3	Eric Breitenstein (Wofford) vs WESTERN CAROLINA (Sep 15, 2012)
	3	Hank McCloud (Furman) at Presbyterian College (Sep 22, 2012)
TD responsibility	4	Reese Hannon (Furman) vs COASTAL CAROLINA (Sep 08, 2012) [0r,4p]
	4	Thomas Wilson (Elon) vs WEST VIRGINIA STATE (Sep 15, 2012) [0r,4p]
Points scored kicking	13	Christian Reed (Wofford) vs LINCOLN (Sep 08, 2012) [2fg,7pat]
	12	Adam Shreiner (Elon) vs WEST VIRGINIA STATE (Sep 15, 2012) [2fg,6pat]
Total offense yards	352	Jacob Huesman (Chattanooga) at Jacksonville State (Sep 09, 2012) [166r,186p]
	334	Jamal Jackson (Appalachian State) at East Carolina (Sep 01, 2012) [34r,300p]
Total offense plays	51	Jacob Huesman (Chattanooga) at Jacksonville State (Sep 09, 2012) [21r,30p]
	50	Jamal Jackson (Appalachian State) vs MONTANA (Sep 08, 2012) [16r,34p]
	50	Eddie Sullivan (Western Carolina) at Marshall (Sep 08, 2012) [10r,40p]
Total offense yards/play	41.0	Jonathan Bryant (Georgia Southern) vs ELON (Sep 22, 2012) [2-82]
	33.0	Nick Crocker (Wofford) vs LINCOLN (Sep 08, 2012) [2-66]
	33.0	Will Irwin (Wofford) vs WESTERN CAROLINA (Sep 15, 2012) [2-66]
Rushing yards	219	Eric Breitenstein (Wofford) at Gardner-Webb (Sep 01, 2012)
	180	Ben Dupree (The Citadel) at Appalachian State (Sep 15, 2012)
	180	Fabian Truss (Samford) at Western Carolina (Sep 22, 2012)
Rushing attempts	27	Steven Miller (Appalachian State) vs MONTANA (Sep 08, 2012)
	26	Dominique Swope (Georgia Southern) at The Citadel (Sep 08, 2012)
Yards per rush	41.0	Jonathan Bryant (Georgia Southern) vs ELON (Sep 22, 2012) [2-82]
	33.0	Nick Crocker (Wofford) vs LINCOLN (Sep 08, 2012) [2-66]
	33.0	Will Irwin (Wofford) vs WESTERN CAROLINA (Sep 15, 2012) [2-66]
Rushing TDs	3	Ezayi Youyoute (Georgia Southern) vs JACKSONVILLE (Sep 01, 2012)
	3	Dominique Swope (Georgia Southern) vs JACKSONVILLE (Sep 01, 2012)
	3	Rickey Anderson (The Citadel) vs CHARLESTON SOUTHERN (Sep 01, 2012)
	3	Steven Miller (Appalachian State) vs THE CITADEL (Sep 15, 2012)
	3	Fabian Truss (Samford) at Gardner-Webb (Sep 15, 2012)
	3	Eric Breitenstein (Wofford) vs WESTERN CAROLINA (Sep 15, 2012)
	3	Hank McCloud (Furman) at Presbyterian College (Sep 22, 2012)
Longest rush	79	Ezayi Youyoute (Georgia Southern) vs JACKSONVILLE (Sep 01, 2012)
	78	Jonathan Bryant (Georgia Southern) vs ELON (Sep 22, 2012)
Passing yards	302	Eddie Sullivan (Western Carolina) at Wofford (Sep 15, 2012)
	302	Thomas Wilson (Elon) at Georgia Southern (Sep 22, 2012)
Passing attempts	40	Jamal Jackson (Appalachian State) at East Carolina (Sep 01, 2012)
	40	Eddie Sullivan (Western Carolina) at Marshall (Sep 08, 2012)
Passing TDs	4	Reese Hannon (Furman) vs COASTAL CAROLINA (Sep 08, 2012)
	4	Thomas Wilson (Elon) vs WEST VIRGINIA STATE (Sep 15, 2012)
Longest pass	62	Eddie Sullivan (Western Carolina) at Wofford (Sep 15, 2012)
	53	Aaron Miller (The Citadel) at Appalachian State (Sep 15, 2012)
Passes completed	28	Eddie Sullivan (Western Carolina) at Wofford (Sep 15, 2012)
	24	Jamal Jackson (Appalachian State) vs MONTANA (Sep 08, 2012)
Had intercepted	3	Dakota Derrick (Furman) at Samford (Sep. 1, 2012)

**2012 Southern Conference
Individual Game Highs Through games of Sep 24, 2012**



	2	Thomas Wilson (Elon) at North Carolina (Sep 01, 2012)
	2	Eddie Sullivan (Western Carolina) vs SAMFORD (Sep 22, 2012)
	2	Thomas Wilson (Elon) at Georgia Southern (Sep 22, 2012)
	2	Jacob Huesman (Chattanooga) vs APPALACHIAN STATE (Sep 22, 2012)
Pass completion pct	100.0	Aaron Miller (The Citadel) at Appalachian State (Sep 15, 2012) [2-2]
	80.0	T. Robinson (Chattanooga) at USF (Sep 01, 2012) [4-5]
	80.0	Michael Weimer (Wofford) vs LINCOLN (Sep 08, 2012) [4-5]
	80.0	Brian Kass (Wofford) vs LINCOLN (Sep 08, 2012) [4-5]
	80.0	Troy Mitchell (Western Carolina) at Wofford (Sep 15, 2012) [4-5]
Pass yards/attempt	49.5	Aaron Miller (The Citadel) at Appalachian State (Sep 15, 2012) [2-99]
	17.2	Brian Kass (Wofford) vs LINCOLN (Sep 08, 2012) [5-86]
Pass yards/catch	49.5	Aaron Miller (The Citadel) at Appalachian State (Sep 15, 2012) [2-99]
	21.5	Brian Kass (Wofford) vs LINCOLN (Sep 08, 2012) [4-86]
Receiving yards	130	Sean Price (Appalachian State) at Chattanooga (Sep 22, 2012)
	129	Aaron Mellette (Elon) vs WEST VIRGINIA STATE (Sep 15, 2012)
Receptions	10	Sean Price (Appalachian State) at Chattanooga (Sep 22, 2012)
	9	Will King (Furman) vs COASTAL CAROLINA (Sep 08, 2012)
	9	Jacoby Mitchell (Western Carolina) at Marshall (Sep 08, 2012)
	9	Aaron Mellette (Elon) vs WEST VIRGINIA STATE (Sep 15, 2012)
	9	Spearman Robinson (Western Carolina) at Wofford (Sep 15, 2012)
	9	Aaron Mellette (Elon) at Georgia Southern (Sep 22, 2012)
Yards per catch	41.0	Matt Thompson (The Citadel) at Appalachian State (Sep 15, 2012) [3-123]
	38.5	Jeremy Peterson (Elon) at Georgia Southern (Sep 22, 2012) [2-77]
Receiving TDs	2	Ryan Culbreath (Furman) vs COASTAL CAROLINA (Sep 08, 2012)
	2	Michael Harpe (Wofford) vs LINCOLN (Sep 08, 2012)
	2	Aaron Mellette (Elon) vs WEST VIRGINIA STATE (Sep 15, 2012)
	2	Aaron Mellette (Elon) at Georgia Southern (Sep 22, 2012)
	2	Sean Price (Appalachian State) at Chattanooga (Sep 22, 2012)
Longest reception	62	Karnorris Benson (Western Carolina) at Wofford (Sep 15, 2012)
	53	Matt Thompson (The Citadel) at Appalachian State (Sep 15, 2012)
Field goal attempts	3	Richard Sigmon (Western Carolina) vs MARS HILL (Aug 30, 2012)
	3	Drew Stewart (Appalachian State) at East Carolina (Sep 01, 2012)
	3	Thomas Warren (The Citadel) vs GEORGIA SOUTHERN (Sep 08, 2012)
	3	Ray Early (Furman) vs COASTAL CAROLINA (Sep 08, 2012)
	3	Adam Shreiner (Elon) vs N.C. CENTRAL (Sep 08, 2012)
	3	Cameron Yaw (Samford) vs WEST ALABAMA (Sep 08, 2012)
	3	Adam Shreiner (Elon) vs WEST VIRGINIA STATE (Sep 15, 2012)
	3	Ray Early (Furman) at Presbyterian College (Sep 22, 2012)
	3	Cameron Yaw (Samford) at Western Carolina (Sep 22, 2012)
	3	Alex Hanks (Georgia Southern) vs ELON (Sep 22, 2012)
	3	Adam Shreiner (Elon) at Georgia Southern (Sep 22, 2012)
Field goals made	3	Thomas Warren (The Citadel) vs GEORGIA SOUTHERN (Sep 08, 2012)
	3	Adam Shreiner (Elon) at Georgia Southern (Sep 22, 2012)
Longest field goal	46	H. Ribeiro (Chattanooga) at USF (Sep 01, 2012)
	43	Adam Shreiner (Elon) vs WEST VIRGINIA STATE (Sep 15, 2012)
Field goal pct	100.0	Thomas Warren (The Citadel) vs GEORGIA SOUTHERN (Sep 08, 2012) [3-3]
	100.0	Adam Shreiner (Elon) at Georgia Southern (Sep 22, 2012) [3-3]
	100.0	Christian Reed (Wofford) at Gardner-Webb (Sep 01, 2012) [2-2]
	100.0	Christian Reed (Wofford) vs LINCOLN (Sep 08, 2012) [2-2]
	100.0	Drew Stewart (Appalachian State) at Chattanooga (Sep 22, 2012) [2-2]
PAT kicks attempted	8	Ryan Nowicki (Georgia Southern) vs JACKSONVILLE (Sep 01, 2012)
	7	Thomas Warren (The Citadel) vs CHARLESTON SOUTHERN (Sep 01, 2012)
	7	Christian Reed (Wofford) vs LINCOLN (Sep 08, 2012)

**2012 Southern Conference
Individual Game Highs Through games of Sep 24, 2012**



	7	Thomas Warren (The Citadel) at Appalachian State (Sep 15, 2012)
	7	Christian Reed (Wofford) vs WESTERN CAROLINA (Sep 15, 2012)
PAT kicks made	7	Ryan Nowicki (Georgia Southern) vs JACKSONVILLE (Sep 01, 2012)
	7	Thomas Warren (The Citadel) vs CHARLESTON SOUTHERN (Sep 01, 2012)
	7	Christian Reed (Wofford) vs LINCOLN (Sep 08, 2012)
	7	Thomas Warren (The Citadel) at Appalachian State (Sep 15, 2012)
PAT kicks pct	7	Christian Reed (Wofford) vs WESTERN CAROLINA (Sep 15, 2012)
	100.0	Thomas Warren (The Citadel) vs CHARLESTON SOUTHERN (Sep 01, 2012) [7-7]
	100.0	Christian Reed (Wofford) vs LINCOLN (Sep 08, 2012) [7-7]
	100.0	Thomas Warren (The Citadel) at Appalachian State (Sep 15, 2012) [7-7]
	100.0	Christian Reed (Wofford) vs WESTERN CAROLINA (Sep 15, 2012) [7-7]
	100.0	Adam Shreiner (Elon) vs WEST VIRGINIA STATE (Sep 15, 2012) [6-6]
	100.0	Cameron Yaw (Samford) at Gardner-Webb (Sep 15, 2012) [6-6]
	100.0	Drew Stewart (Appalachian State) vs MONTANA (Sep 08, 2012) [5-5]
	100.0	Nick Pollard (Chattanooga) vs GLENVILLE STATE (Sep 13, 2012) [5-5]
	100.0	Richard Sigmon (Western Carolina) vs MARS HILL (Aug 30, 2012) [4-4]
	100.0	Christian Reed (Wofford) at Gardner-Webb (Sep 01, 2012) [4-4]
	100.0	Adam Shreiner (Elon) vs N.C. CENTRAL (Sep 08, 2012) [4-4]
	100.0	Cameron Yaw (Samford) vs WEST ALABAMA (Sep 08, 2012) [4-4]
	100.0	Drew Stewart (Appalachian State) vs THE CITADEL (Sep 15, 2012) [4-4]
	100.0	Ray Early (Furman) at Presbyterian College (Sep 22, 2012) [4-4]
	100.0	Drew Stewart (Appalachian State) at Chattanooga (Sep 22, 2012) [4-4]
	100.0	Ray Early (Furman) at Samford (Sep. 1, 2012) [3-3]
	100.0	Cameron Yaw (Samford) vs FURMAN (Sep. 1, 2012) [3-3]
	100.0	Ryan Nowicki (Georgia Southern) at The Citadel (Sep 08, 2012) [3-3]
	100.0	Richard Sigmon (Western Carolina) at Marshall (Sep 08, 2012) [3-3]
	100.0	Richard Sigmon (Western Carolina) vs SAMFORD (Sep 22, 2012) [3-3]
	100.0	Thomas Warren (The Citadel) vs GEORGIA SOUTHERN (Sep 08, 2012) [2-2]
	100.0	Richard Sigmon (Western Carolina) at Wofford (Sep 15, 2012) [2-2]
	100.0	Cameron Yaw (Samford) at Western Carolina (Sep 22, 2012) [2-2]
	100.0	Alex Hanks (Georgia Southern) vs ELON (Sep 22, 2012) [2-2]
	100.0	Adam Shreiner (Elon) at Georgia Southern (Sep 22, 2012) [2-2]
	100.0	Thomas Warren (The Citadel) at NC State (Sep 22, 2012) [2-2]
	100.0	Nick Pollard (Chattanooga) vs APPALACHIAN STATE (Sep 22, 2012) [2-2]
Punts	10	Kenton Beal (Elon) at North Carolina (Sep 01, 2012)
	9	Nick Pollard (Chattanooga) at USF (Sep 01, 2012)
Yards punted	440	Kenton Beal (Elon) at North Carolina (Sep 01, 2012) [10-440]
	360	Nick Pollard (Chattanooga) at USF (Sep 01, 2012) [9-360]
Longest punt	68	Sam Martin (Appalachian State) vs THE CITADEL (Sep 15, 2012)
	66	Cass Couey (The Citadel) vs GEORGIA SOUTHERN (Sep 08, 2012)
Punting avg	49.5	Sam Martin (Appalachian State) vs THE CITADEL (Sep 15, 2012) [4-198]
	48.0	Sam Martin (Appalachian State) at Chattanooga (Sep 22, 2012) [4-192]
Punt returns	6	Jeremy Peterson (Elon) vs WEST VIRGINIA STATE (Sep 15, 2012)
	4	Riley Hawkins (Samford) at Western Carolina (Sep 22, 2012)
Punt return yards	72	Jeremy Peterson (Elon) vs WEST VIRGINIA STATE (Sep 15, 2012)
	60	Octavius Harden (Wofford) vs LINCOLN (Sep 08, 2012)
Longest punt return	60	Octavius Harden (Wofford) vs LINCOLN (Sep 08, 2012)
	48	Riley Hawkins (Samford) vs WEST ALABAMA (Sep 08, 2012)
Punt return TDs	1	Octavius Harden (Wofford) vs LINCOLN (Sep 08, 2012)
	1	Carson Smith (The Citadel) at Appalachian State (Sep 15, 2012)
Punt return avg	16.3	Riley Hawkins (Samford) at Gardner-Webb (Sep 15, 2012) [3-49]
	12.0	Jeremy Peterson (Elon) vs WEST VIRGINIA STATE (Sep 15, 2012) [6-72]
Kick returns	6	Tony Washington (Appalachian State) vs THE CITADEL (Sep 15, 2012)

**2012 Southern Conference
Individual Game Highs Through games of Sep 24, 2012**



	6	J.J. Wilcox (Georgia Southern) vs ELON (Sep 22, 2012)
Kick return yards	176	Tony Washington (Appalachian State) vs THE CITADEL (Sep 15, 2012)
	147	J.J. Wilcox (Georgia Southern) vs ELON (Sep 22, 2012)
Kick return avg	48.7	Fabian Truss (Samford) at Gardner-Webb (Sep 15, 2012) [3-146]
	36.7	Chaz Moore (Chattanooga) at Jacksonville State (Sep 09, 2012) [3-110]
Longest kick return	97	Fabian Truss (Samford) at Gardner-Webb (Sep 15, 2012)
	53	J.J. Wilcox (Georgia Southern) at The Citadel (Sep 08, 2012)
Kick return TDs	1	Fabian Truss (Samford) at Gardner-Webb (Sep 15, 2012)
Combined PR/KR yards	176	Tony Washington (Appalachian State) vs THE CITADEL (Sep 15, 2012) [Opr-176k]
	147	J.J. Wilcox (Georgia Southern) vs ELON (Sep 22, 2012) [Opr-147kr]
Interceptions	2	Demetrius McCray (Appalachian State) vs MONTANA (Sep 08, 2012)
	2	Jaquiski Tartt (Samford) vs WEST ALABAMA (Sep 08, 2012)
	2	James Bradberry (Samford) at Western Carolina (Sep 22, 2012)
Interception return yds	70	Brandon Grier (Appalachian State) at Chattanooga (Sep 22, 2012)
	69	Jaquiski Tartt (Samford) vs WEST ALABAMA (Sep 08, 2012)
Interception return avg	34.5	Jaquiski Tartt (Samford) vs WEST ALABAMA (Sep 08, 2012) [2-69]
	11.0	James Bradberry (Samford) at Western Carolina (Sep 22, 2012) [2-22]
Longest interception rtn	70	Brandon Grier (Appalachian State) at Chattanooga (Sep 22, 2012)
	60	Valdon Cooper (Georgia Southern) vs JACKSONVILLE (Sep 01, 2012)
Interception return TDs	1	Valdon Cooper (Georgia Southern) vs JACKSONVILLE (Sep 01, 2012)
	1	Brandon Grier (Appalachian State) at Chattanooga (Sep 22, 2012)
All-purpose yards	280	Fabian Truss (Samford) at Western Carolina (Sep 22, 2012)
	262	Fabian Truss (Samford) at Gardner-Webb (Sep 15, 2012)
Tackles	16.0	Rock Williams (Western Carolina) vs SAMFORD (Sep 22, 2012) [6-10]
	16.0	Jonathan Spain (Elon) at Georgia Southern (Sep 22, 2012) [7-9]
Sacks	2.0	Phillip LeGrande (Wofford) at Gardner-Webb (Sep 01, 2012) [2-0]
	2.0	Brandon Grier (Appalachian State) vs MONTANA (Sep 08, 2012) [2-0]
	2.0	Davis Tull (Chattanooga) vs GLENVILLE STATE (Sep 13, 2012) [2-0]
	2.0	Javon Mention (Georgia Southern) vs ELON (Sep 22, 2012) [2-0]
	2.0	Adam Scott (Appalachian State) at Chattanooga (Sep 22, 2012) [2-0]
Tackles for loss	3.0	Brandon Grier (Appalachian State) vs MONTANA (Sep 08, 2012) [3-0]
	3.0	Gary Coates (Elon) vs WEST VIRGINIA STATE (Sep 15, 2012) [3-0]
	3.0	Adam Scott (Appalachian State) at Chattanooga (Sep 22, 2012) [3-0]