



SOUTHERN CONFERENCE MEN'S BASKETBALL 2019-20

702 North Pine Street, Spartanburg, SC 29303 • 864-591-5100 • Fax: 864-591-3448

Phil Perry, Assistant Commissioner for Media Relations (MBK contact)

facebook.com/SouthernConference • twitter.com/SoConSports • instagram.com/SouthernConference

2019-20 SOUTHERN CONFERENCE BASKETBALL STANDINGS

	Conference					Overall					
	W-L	Pct.	H	A	ST	W-L	Pct.	H	A	N	ST
ETSU	14-2	0.875	7-1	7-1	W7	25-4	0.862	15-1	10-3	0-0	W7
Furman	13-3	0.813	7-1	6-2	W1	23-6	0.793	13-1	9-5	1-0	W1
UNCG	13-3	0.813	7-1	6-2	W6	23-6	0.793	14-3	9-3	0-0	W6
Western Carolina	9-7	0.563	4-4	5-3	W1	17-10	0.630	9-4	8-6	0-0	W1
Mercer	9-7	0.563	4-4	5-3	W2	15-14	0.517	8-6	7-6	0-2	W2
Chattanooga	8-8	0.500	4-4	4-4	L1	17-12	0.586	9-4	6-8	2-0	L1
Wofford	8-8	0.500	5-3	3-5	L5	16-13	0.552	10-4	6-9	0-0	L5
Samford	3-13	0.188	1-7	2-6	L2	9-21	0.300	6-8	3-13	0-0	L2
VMI	3-13	0.188	1-7	2-6	L1	8-21	0.276	5-9	2-11	1-1	L1
The Citadel	0-16	0.000	0-8	0-8	L16	6-21	0.222	3-10	3-11	0-0	L16

NOTES

• The postseason picture will start to come into clearer focus Wednesday, as all 10 Southern Conference squads take the floor in the final midweek games of the regular season.

• ETSU can lock up at least a share of the regular-season SoCon title and the No. 1 seed in the upcoming Ingles SoCon Basketball Championship presented by General Shale with a win over Wofford on Wednesday.

• Furman and UNC Greensboro, tied for second in the league at 13-3, face each other Wednesday in Greensboro, North Carolina. Both squads are still alive in the race for the regular-season SoCon title and No. 1 seed but are looking up at ETSU. Should the Bucs win Wednesday, the Furman-UNCG winner will clinch the No. 2 seed in the SoCon tournament and the loser is assured the No. 3.

• With the squads boasting identical 23-6 overall records, as well, the Furman-UNCG contest should be one of the best on the Division I docket Wednesday, as the Paladins and Spartans have the most combined wins of any matchup on the day across DI.

• ETSU has won seven straight games and 17 of its last 19. The Bucs are one of just six squads (Gonzaga, Liberty, San Diego State, Kansas and Dayton) with at least 25 this season. UNCG has won six straight and is 11-1 in its last 12. Furman saw its seven-game winning streak snapped at ETSU on Feb. 19 but has still won 16 of its last 19 games.

• Mercer, Western Carolina, Chattanooga and Wofford are duking it out for the Nos. 4-7 seeds, with one of those squads destined to fall into Friday's first-round action.

• Mercer, Chattanooga and Western Carolina have all surpassed their overall win totals from last season. With 15 wins, the Bears are four better than last year, while the Mocs are five better than their total of 12 in 2018-19. The Catamounts have made the league's biggest jump this year, adding 10 wins to their total of seven last year.

• Chattanooga graduate student Matt Ryan scored his 1,000th career point in the Mocs' 85-80 loss to Mercer on Saturday.

• With his seven made 3-pointers Saturday night at Western Carolina, The Citadel's Fletcher Abree improved his season total to 74, jumping up to third in program history for 3-pointers made by a freshman. He is just five away from tying the record and six from claiming it outright.

• UNCG's James Dickey is 19 points away from becoming just the second player in SoCon history to notch 1,000 points, 1,000 rebounds and 200 blocks in his career. The only league player to do so thus far is Spartan great Kyle Hines (2004-08), who finished with 2,187 points, 1,047 rebounds and a SoCon-record 349 blocked shots. Dickey (981 points, 1,037 rebounds, 216 blocked shots) needs just 11 more rebounds to pass Hines for the UNCG program rebounding record.

• Western Carolina's Carlos Dotson is the only SoCon player averaging a double-double this season, as he is scoring 15.7 points and grabbing 10.0 rebounds per game. He has a league-best 17 double-doubles, including 13 in his last 15 games.

UPCOMING SCHEDULE (ALL TIMES EASTERN)

Feb. 26 (Wednesday)

*Mercer at The Citadel, 7 p.m.	ESPN+
*Furman at UNCG, 7 p.m.	ESPN+
*Chattanooga at VMI, 7 p.m.	ESPN+
*Samford at Western Carolina, 7 p.m.	ESPN+
*ETSU at Wofford, 7 p.m.	ESPN+

Feb. 29 (Saturday)

*Western Carolina at ETSU, 4 p.m.	ESPN+
*The Citadel at Furman, 4 p.m.	Nexstar/ESPN+
*Wofford at Mercer, 4:30 p.m.	ESPN+
*UNCG at Chattanooga, 4:30 p.m.	ESPN+
*VMI at Samford, 5 p.m.	ESPN3

Ingles SoCon Game of the Week Nexstar affiliates

ECBD (Charleston)
EJHL (Tri-Cities)
WMUB (Macon)
WWCW (Lynchburg/Roanoke)
WYCW (Greenville/Spartanburg/Asheville)

March 6 (Friday)

Ingles SoCon Championship presented by General Shale
5 p.m., 7:30 p.m.
(Harrah's Cherokee Center Asheville; Asheville N.C.)

March 7 (Saturday)

Ingles SoCon Championship presented by General Shale
12 p.m., 2:30 p.m., 6 p.m., 8:30 p.m.
(Harrah's Cherokee Center Asheville; Asheville N.C.)

Nexstar affiliates

EJHL (Tri-Cities)
WMUB (Macon)
WWCW (Lynchburg/Roanoke)
WYCW (Greenville/Spartanburg/Asheville)

March 8 (Sunday)

Ingles SoCon Championship presented by General Shale
4 p.m., 6:30 p.m.
(Harrah's Cherokee Center Asheville; Asheville N.C.)

SoCon PLAYER OF THE WEEK (2/25)

PRESENTED BY **GEICO**

Jeff Gary, R-So., G Mercer

Gary scored a career-high 32 points in the Bears' 106-66 home win over Samford on Feb. 19, tying the Hawkins Arena record for made 3-pointers with an 8-for-10 effort from beyond the arc. Overall on the day, he was 12-for-16 from the floor, dished off five assists, grabbed four rebounds and had a blocked shot and a steal.

In Mercer's 85-80 win at Chattanooga on Saturday, the redshirt sophomore from Austin, Texas, scored 17 points, hitting four more 3s as part of a 6-for-10 day from the floor. Gary pulled down three rebounds and had three assists.

For the week, Gary had eight assists without a turnover, averaging 4.0 assists and 3.5 rebounds per game to go along with 24.5 points. He was 18-for-26 from the floor overall and 12-for-18 (66.7 percent) from 3-point range.



CONFERENCE NEWS AND NOTES

• With its 96-94, double-overtime win over Jacksonville on Nov. 21, Western Carolina became one of just 10 Division I schools to erase a 22-point second-half deficit and the only team to do it with under nine minutes remaining in regulation.

• Wofford (30), UNCG (29) and Furman (25) all set school records for wins last season. The Terriers became just the third team to record 30 wins in league history, joining the 1945-46 North Carolina squad and the 1950-51 NC State team.

• ETSU notched 24 wins last season to give the SoCon four teams with 20 wins for the third straight season. The Bucs have reached 20 wins for four straight seasons, becoming the first SoCon team to post four consecutive 20-win seasons since Davidson turned in five straight from 2004-09. ETSU's 100 wins in the last four seasons are a school record over a four-year span.

• Four Southern Conference teams – ETSU, Furman, UNCG and Wofford – earned postseason invites last season, giving the league multiple teams in postseason play for the 11th consecutive year. It marked the ninth time in the last 11 seasons with at least three SoCon teams in postseason play. SoCon regular-season and tournament champion Wofford earned its first-ever NCAA tournament win with a victory over Seton Hall in the first round. UNCG was the No. 1 seed in the NIT and advanced to the second round, while Furman joined the Spartans in the NIT. ETSU hosted a Collegian.com Postseason Tournament contest.

• As a league, the SoCon finished 12th in the final NET rankings last year. Four teams finished in the top 100 in Wofford (14), Furman (58), UNCG (68) and ETSU (90). The first NET rankings this season will be released Dec. 16.

• Wofford entered the 2019-20 campaign riding an 18-game winning streak in regular-season league games after going 18-0 in SoCon play last season. The Terriers posted an overall 21-game winning streak last season that spanned from Dec. 29 to March 21. The streak ended in the second round of the NCAA Championship against No. 2 seed Kentucky.

• Fifth-year ETSU coach Steve Forbes is third in SoCon history in career wins per season, as he has averaged 25.0 in his first four campaigns with the Bucs. Forbes led ETSU to 24 wins in 2015-16, 27 in 2016-17, 25 in 2017-18 and 24 last year. Third-year Furman coach Bob Richey is fifth on that list with an average of 24.0 wins per game, as he led the Paladins to 23 wins in his first season and 25 last year.

• Furman and Wofford appeared in the Associated Press Top 25, each for the first time, last season, giving the SoCon two different ranked teams in a season for the first time since the 1959-60 season.

• SoCon players set two NCAA records last season, with Wofford's Fletcher Magee finishing his career with a Division I-record 509 career 3-pointers and Furman's Jordan Lyons matching the NCAA single-game mark with 15 3-pointers against North Greenville on Nov. 15. Lyons had 54 points in that contest, tied for 10th in a game in league history.

SoCON COACHING RECORDS

Coach, school	Career (yrs.)	School (yrs.)	SoCon (yrs.)
Duggar Baucom, The Citadel	239-281 (17th)	51-103 (5th)	23-84 (6th)
Steve Forbes, ETSU	291-103 (12th)	125-43 (5th)	69-19 (5th)
Bob Richey, Furman	71-25 (3rd)	Same	39-13 (3rd)
Greg Gary, Mercer	31-58 (3rd)	15-14 (1st)	9-7 (1st)
Wes Miller, UNCG	164-123 (9th)	Same	96-59 (9th)
Scott Padgett, Samford	83-113 (6th)	Same	33-73 (6th)
Lamont Paris, Chattanooga	39-55 (3rd)	Same	18-34 (3rd)
Dan Earl, VMI	43-108 (5th)	Same	18-70 (5th)
Mark Prosser, Western Carolina	29-58 (3rd)	24-35 (2nd)	13-21 (2nd)
Jay McAuley, Wofford	16-13 (1st)	Same	8-8 (1st)

SoCON PLAYERS OF THE WEEK

PRESENTED BY **GEICO**

Nov. 12.....	Kaleb Hunter, So., G, UNCG
Nov. 19.....	Mason Faulkner, R-Jr., G, WCU
Nov. 26.....	Mason Faulkner, R-Jr., G, WCU
Dec. 3.....	Clay Mounce, Jr., F, FUR
Dec. 10.....	Carlos Dotson, Sr., F, WCU
Dec. 17.....	Ethan Stair, R-Sr., G, MER
Dec. 24.....	Jeremy Rodriguez, R-Sr., F, ETSU
Jan. 7.....	Jordan Lyons, Sr., G, FUR
Jan. 14.....	Kaelon Harris, Sr., F/G, CIT
Jan. 21.....	Djordje Dimitrijevic, Sr., G, MER
Jan. 28.....	Bo Hodges, Jr., G, ETSU
Feb. 4.....	Chevez Goodwin, Jr., F/C, WOF
Feb. 11.....	Jordan Lyons, Sr., G, FUR
Feb. 18.....	Carlos Dotson, Sr., F, WCU
Feb. 25.....	Jeff Gary, R-So., G, MER
March 2.....	

SoCON PLAYERS OF THE MONTH

November.....	Ethan Stair, R-Sr., G, MER
December.....	Josh Sharkey, Sr., G, SAM
January.....	Isaiah Miller, Jr., G, UNCG
February.....	

GENERAL SHALE SoCON STUDENT-ATHLETE OF THE WEEK

Dec. 18.....	Ethan Stair, R-Sr., G, MER
Jan. 15.....	Djordje Dimitrijevic, Sr., G, MER

Did you know?

• ETSU's win at LSU on Dec. 18, coupled with Wofford's 68-64 win over then-No. 17 North Carolina on Dec. 14, gave the SoCon two wins over Power 5 schools in the span of four days, a feat the league has now accomplished twice in three seasons. In 2017, UNCG beat NC State 81-76 on Dec. 16, followed by Wofford defeating No. 5 North Carolina 79-75 on Dec. 20.

• Western Carolina guard Mason Faulkner's triple-double against North Carolina A&T on Nov. 12 (13 points, 10 rebounds, 10 assists) was the first by a SoCon player since Chattanooga's Keegan Bell went for 12 points, 10 boards and 10 assists at College of Charleston on Dec. 3, 2011.

• Southern Conference Commissioner Jim Schaus has a familial connection to the Southern Conference, as his father, former Los Angeles Lakers coach Fred Schaus, was the men's basketball coach at West Virginia from 1954-60, earning SoCon Coach of the Year honors four times in that six-year span and still ranking in the top 20 in career wins by a league coach.

SoCON 20-WIN SUCCESS

• The SoCon boasts three 20-game winners in ETSU, Furman and UNCG.

• ETSU has reached the milestone in a school-record five straight seasons, a streak that is tied for the fifth-longest in SoCon history. Furman and UNCG have both turned in four straight 20-win seasons, school records for both squads and tied for seventh in SoCon history.

Consecutive 20-win seasons, SoCon history

School	No.	From	To
West Virginia	8	1955-56	1962-63
Chattanooga	8	1980-81	1987-88
NC State	7	1946-47	1953-54
College of Charleston	6	1998-99	2003-04
Davidson	5	2004-05	2008-09
ETSU	5	2015-16	present
Davidson	4	1962-63	1965-66
ETSU	4	1988-89	1991-92
Furman	4	2016-17	present
UNCG	4	2016-17	present

• That level of collective success is unprecedented in league history. Since the SoCon's first season in 1921-22, there had never been an instance of the same three teams reaching the 20-win mark in consecutive seasons until ETSU, Furman and UNCG did so in 2016-17 and again 2017-18; now, they've run that streak to a collective four straight seasons.

• Should another team join them with 20 wins, that would give the SoCon four teams with 20 wins for the fourth straight season, a feat that has never been accomplished in league history. In fact, prior to the recent run, the SoCon only had two other seasons in which four teams reached the plateau – 1952-53 (Furman, NC State, Richmond and Wake Forest) and 2009-10 (Appalachian State, College of Charleston, Western Carolina and Wofford).

Preseason predictions

ETSU is the preseason favorite to win the 2019-20 Southern Conference men's basketball title in polling of the league's 10 men's basketball coaches and media. UNC Greensboro junior guard Isaiah Miller is the coaches' pick for preseason player of the year.

Preseason Player of the Year

Isaiah Miller, Jr., G, UNCG

Preseason All-Southern Conference Team

Bo Hodges, Jr., G, ETSU
 Jeremy Rodriguez, R-Sr., F, ETSU
 Daivien Williamson, So., G, ETSU
 Jordan Lyons, Sr., G, Furman
 Ross Cummings, Sr., G, Mercer
 James Dickey, R-Sr., F, UNCG
 Isaiah Miller, Jr., G, UNCG
 Josh Sharkey, Sr., G, Samford
 Carlos Dotson, Sr., F, Western Carolina
 Nathan Hoover, Sr., G, Wofford

Coaches poll	Media poll		
Team (1st)	Total	Team (1st)	Total
1. ETSU (8)	80	1. ETSU (20)	286
2. UNCG (2)	74	2. UNCG (6)	264
3. Furman	61	3. Furman (4)	245
4. Wofford	52	4. Wofford	216
5. Samford	48	5. Samford	169
6. Chattanooga	41	6. Chattanooga	128
7. Western Carolina	38	7. Western Carolina	117
8. Mercer	29	8. Mercer	115
9. The Citadel	16	9. The Citadel	70
10. VMI	11	10. VMI	40

MID-MAJOR TOP 25

Team	PS	N11	N18	N25	D2	D9	D16	D23	D30	J6	J13	J20	J27	F3	F10	F17	F24
Gonzaga (30)	1	1	1	1	1	1	1	1	1	1	1	1	1	1	1	1	1
ETSU	3	3	2	3	3	5	5	5	5	7	6	6	4	5	3	2	2
BYU (1)	13	14	7	10	10	16	16	11	10	10	10	11	13	10	8	7	3
Yale	-	-	-	-	20	11	11	6	6	6	4	4	3	2	4	5	4
Liberty	6	5	4	2	2	2	2	2	2	2	2	2	7	6	6	6	5
Saint Mary's	2	2	5	4	4	4	4	4	3	4	5	5	2	4	5	4	6
Northern Iowa	-	-	14	7	5	3	3	3	3	4	5	3	5	3	2	3	7
Stephen F. Austin	-	-	-	-	8	9	9	8	8	8	11	9	9	8	9	9	8
UNCG	16	16	-	25	19	12	12	7	7	9	9	7	6	9	10	10	9
New Mexico State	5	6	12	13	14	-	-	-	25	22	20	18	14	11	11	11	10
Furman	15	7	6	8	6	10	10	9	9	3	7	8	8	7	7	8	11
Akron	-	-	-	-	-	-	-	-	-	19	14	16	12	16	15	14	12
Hofstra	-	-	-	22	25	-	-	-	24	-	24	-	-	24	21	15	13
Wright State	12	10	17	12	12	17	17	13	13	11	15	10	10	12	12	12	14
Vermont	4	4	3	5	9	13	14	16	17	15	25	25	20	18	13	13	15
Belmont	8	21	9	9	15	7	7	12	12	17	17	15	-	-	20	16	16
Bowling Green	9	9	8	6	7	6	6	18	19	24	22	21	18	15	17	18	17
Little Rock	-	-	-	-	-	-	-	-	-	-	-	-	-	25	19	14	21
Murray State	18	17	20	16	-	-	-	-	-	-	-	24	19	13	16	17	19
South Dakota State	-	-	-	-	-	-	-	-	-	-	-	-	-	-	-	23	20
Austin Peay	-	-	-	-	-	-	-	-	-	-	-	-	21	17	22	19	21
Colgate	11	11	16	17	11	25	23	20	20	18	16	17	15	20	19	24	22
Loyola Chicago	-	-	-	-	-	-	-	-	-	-	-	23	-	-	-	20	23
Harvard	7	8	13	11	24	18	18	14	14	14	13	13	11	23	24	25	24
Montana	-	-	-	-	-	-	-	-	-	-	-	-	-	-	-	-	25
Winthrop	-	-	-	-	-	-	-	-	-	-	-	24	21	18	22	-	-
Pacific	-	-	-	-	-	-	-	24	-	16	18	20	-	-	23	-	-
Northern Illinois	-	-	-	-	-	-	-	-	-	-	-	-	-	-	25	-	-
Kent State	-	-	22	14	16	8	8	10	11	13	8	12	16	14	-	-	-
Santa Clara	-	-	-	-	-	21	15	15	12	12	14	17	22	-	-	-	-
William & Mary	-	-	-	-	-	-	-	-	25	19	22	23	25	-	-	-	-
San Francisco	-	-	-	20	21	23	20	21	16	-	21	19	22	-	-	-	-
Stony Brook	-	-	-	-	-	-	-	-	-	23	-	-	-	-	-	-	-
Delaware	-	-	24	19	13	14	15	17	18	20	-	-	-	-	-	-	-
UCSB	21	22	25	-	21	-	-	-	21	-	-	-	-	-	-	-	-
Drake	-	-	-	-	22	-	-	22	23	-	-	-	-	-	-	-	-
Penn	20	20	15	15	18	-	25	22	21	-	-	-	-	-	-	-	-
Buffalo	22	-	-	24	22	19	24	23	23	-	-	-	-	-	-	-	-
Toledo	23	23	18	18	17	15	13	19	-	-	-	-	-	-	-	-	-
Evansville	-	-	10	23	23	20	19	25	-	-	-	-	-	-	-	-	-
Northern Kentucky	-	-	-	-	24	22	-	-	-	-	-	-	-	-	-	-	-
Charleston	17	13	19	21	-	-	-	-	-	-	-	-	-	-	-	-	-
UC Irvine	14	15	11	-	-	-	-	-	-	-	-	-	-	-	-	-	-
Missouri State	10	12	21	-	-	-	-	-	-	-	-	-	-	-	-	-	-
Illinois State	-	18	23	-	-	-	-	-	-	-	-	-	-	-	-	-	-
North Dakota State	19	19	-	-	-	-	-	-	-	-	-	-	-	-	-	-	-
South Alabama	25	24	-	-	-	-	-	-	-	-	-	-	-	-	-	-	-
Northeastern	-	25	-	-	-	-	-	-	-	-	-	-	-	-	-	-	-
Iona	24	-	-	-	-	-	-	-	-	-	-	-	-	-	-	-	-

NET RANKINGS (AS OF FEB. 25)

39.....	ETSU
62.....	UNC Greensboro
78.....	Furman
139.....	Western Carolina
151.....	Wofford
170.....	Chattanooga
197.....	Mercer
284.....	VMI
318.....	Samford
338.....	The Citadel

THE SoCON vs. RANKED TEAMS

Wofford's 68-64 win at No. 17 North Carolina on Dec. 15 was the Southern Conference's third road win over a top-25 team in as many seasons and the Terriers' second over a ranked UNC squad in the last three seasons.

Last season, Furman beat No. 8 Villanova and in 2017, Wofford downed then-No. 5 North Carolina. Coincidentally, Villanova and North Carolina were both defending national champions in those games.

Southern Conference ranked wins since 1997-98

SoCon	Opp.	Score	Date
Wofford	#17 North Carolina	68-64	12/15/19
Furman	#8 Villanova	76-68 (OT)	11/17/18
Wofford	#5 North Carolina	79-75	12/20/17
Col. of Charleston	#21 Baylor	63-59	11/24/12
Davidson	#12 Kansas	80-74	12/19/11
Col. of Charleston	#9 North Carolina	82-79 (OT)	1/4/10
#23 Davidson	#24 Gonzaga	82-76	3/21/08
#23 Davidson	#8 Georgetown	74-70	3/23/08
#23 Davidson	#6 Wisconsin	73-56	3/28/08
Col. of Charleston	#3 North Carolina	66-64	12/5/98

NATIONAL/REGIONAL RECOGNITION

CoSIDA Academic All-District

District 3

Onno Steger, Sr., F, Western Carolina

District 4

Djordje Dimitrijevic, Sr., G, Mercer

Storm Murphy, Jr., G, Wofford

Lou Henson Award preseason watch list

Jeromy Rodriguez, R-Sr., F, ETSU

Jordan Lyons, Sr., G, Furman

Isaiah Miller, Jr., G, UNCG

Lou Henson Award midseason watch list

Jeromy Rodriguez, R-Sr., F, ETSU

Jordan Lyons, Sr., G, Furman

Isaiah Miller, Jr., G, UNCG

Josh Sharkey, Sr., G, Samford

Mason Faulkner, R-Jr., G, Western Carolina

Lou Henson Award National Player of the Week

Mason Faulkner, R-Jr., G, WCU

Nov. 25, 2019

Lute Olson Award midseason watch list

Isaiah Miller, Jr., G, UNCG

NABC Team of the Week

Mercer

Feb. 4, 2020

Senior CLASS Award candidate

Ethan Stair, R-Sr., G, Mercer

INDIVIDUAL

Coaching wins at a SoCon school

1.	447	Bob McKillip, DAV (1992-14)
2.	299	Mike Young, WOF (2002-19)
3.	243	Mack McCarthy, UTC (1985-97)
	243	Burton Shipley, MD (1923-47)
5.	230	Bill Reinhart, GW (1935-42; 1949-66)
6.	226	Eddie Cameron, Duke (1928-42)
	226	Bobby Cremins, APP (1975-81); CofC (2006-12)
8.	223	Lyles Alley, FUR (1945-49; 1950-66)
9.	213	Les Robinson, CIT (1974-85); ETSU (1985-90)
10.	205	Murray Greason, WF (1935-53)
11.	194	Norman Shepard, UNC (1923-24); DAV (1937-49)
12.	193	Larry Hunter, WCU (2005-18)
13.	187	Everett Case, NCSU (1946-53)
14.	176	Lefty Driesell, DAV (1960-69)
15.	168	Malcolm U. Pitt, RICH (1928-52)
16.	164	Wes Miller, UNCG (2011-present)
17.	148	Herman J. Stegeman, UGA (1921-31)
18.	147	Lester Hooker Jr., RICH (1952-63)
19.	146	Fred Schaus, WVU (1954-60)
20.	145	Steve Cottrell, WCU (1977-87)
	145	John Shulman, UTC (2004-13)
22.	142	Joe Williams, FUR (1970-78)
23.	141	Tom Scott, UNC (1946-52); DAV (1955-60)
24.	139	Ron Shumate, UTC (1972-79)
	139	Tom Apke, APP (1986-96)

Coaching wins per season (min. two seasons)

	Avg.	Wins	Yrs.		
1.	26.7	187	7	Everett Case, NCSU	1946-53
2.	26.0	52	2	Ben Carnevale, UNC	1944-46
3.	25.0	125	5	Steve Forbes, ETSU	2015-pr.
4.	24.3	146	6	Fred Schaus, WVU	1954-60
5.	23.8	95	4	John Kresse, CofC	1998-02
6.	23.7	71	3	Bob Richey, FUR	2017-pr.

3-point field goals made

Game			
1.	15	Keith Veney, MAR vs. Morehead*	12/16/96
	15	Jordan Lyons, FUR vs. NGU*	11/15/18
3.	11	Elton Nesbitt, GSU vs. UTC	1/17/05
	11	Fletcher Magee, WOF at UTC	2/17/18
	11	Patrick Good, ETSU at WCU	1/26/19
6.	10	10 times. Last:	
		Jordan Lyons, FUR at VMI	1/1/20

Career

1.	509	Fletcher Magee, WOF*	2015-19
2.	414	Stephen Curry, DAV	2006-09
3.	396	Andrew Goude-lock, CofC	2007-11
	396	Francis Alonso, UNCG	2015-19
3.	358	Donald Sims, APP	2007-11
6.	324	Matt Frierson, CIT	2015-19
7.	312	Karl Cochran, WOF	2011-15
8.	299	Ian Chadwick, WOF	1997-01
9.	295	Zach Urbanus, CIT	2007-11
10.	289	Nathan Hoover, WOF	2016-pr.
11.	284	Jordan Lyons, FUR	2016-pr.

Blocked shots

Career			
1.	349	Kyle Hines, UNCG	2004-08
2.	308	Rans Brempong, WCU	2001-05
3.	270	Justin Tuoyo, UTC	2014-17
4.	269	George Singleton, FUR	1981-84
5.	238	Jody Lumpkin, CofC	1998-01
6.	220	Jeremy Clayton, APP	2004-08
7.	216	James Dickey, UNCG	2016-pr.
8.	215	Kirill Misyuchenko, CIT	1995-98
9.	213	Lucas Troutman, Elon	2010-14
10.	202	Lewis Preston, VMI	1990-93

Steals

Game			
1.	11	Ali Ton, DAV vs. Tufts	11/29/97
2.	10	Shawn Moore, MAR vs. ETSU	1/29/94
	10	Brandon Born, UTC vs. USC Aiken	11/26/94
	10	Jason Bell, VMI vs. Furman	2/10/98
	10	Zakee Wadood, ETSU vs. Clemson	12/15/03
6.	9	D.J. Thompson, APP vs. UNCG	2/22/07
	9	Stephen Curry, DAV vs. Guilford	11/14/08
9	9	Isaiah Miller, UNCG vs. Mercer	1/1/20
9.	8	21 times. Last:	
		Tray Boyd III, ETSU vs. Mars Hill	12/19/19

Career

1.	334	Keith Jennings, ETSU	1988-91
2.	293	D.J. Thompson, APP	2003-06
3.	285	Brigham Waginger, WCU	2006-10
4.	277	Josh Sharkey, SAM	2016-pr.
5.	250	Derek Rucker, DAV	1985-88
6.	247	Tyson Patterson, APP	1996-00
7.	246	Zakee Wadood, ETSU	2001-02
8.	240	Jason Bell, VMI	1995-98
9.	236	Ricky Hickman, UNCG	2003-07
	236	Rodney Peel, APP	1988-92
232	Isaiah Miller, UNCG	2017-pr.	

Assists

Career			
1.	983	Keith Jennings, ETSU	1988-91
2.	738	Josh Sharkey, SAM	2016-pr.
3.	701	Greg White, MAR	1978-81
4.	668	Guilherme Da Luz, FUR	2000-03
5.	663	Jason Richards, DAV	2004-08

* NCAA record

Points scored

(SoCon career rank)

1,560	Nathan Hoover, Wofford, Sr.
1,523	Josh Sharkey, Samford, Sr.
1,491	Jordan Lyons, Furman, Sr.
1,368	Isaiah Miller, UNCG, Jr.
1,136	Ethan Stair, Mercer, R-Sr.

Points scored per game (min. 800 points)

14.68	Carlos Dotson, Western Carolina, Sr.
13.68	Isaiah Miller, UNCG, Jr.
13.03	Brandon Austin, Samford, R-Sr.
12.86	Tray Boyd III, ETSU, Sr.
12.09	Josh Sharkey, Samford, Sr.

Field-goal percentage (min. 240 made)

.624	Ramon Vila, Chattanooga, Jr.
.600	Carlos Dotson, Western Carolina, Sr.
.543	James Dickey, UNCG, Sr.
.523	Clay Mounce, Furman, Jr.
.499	Noah Gurley, Furman, So.

3-point field goals made

286	Nathan Hoover, Wofford, Sr.	(10)
284	Jordan Lyons, Furman, Sr.	(11)
209	Matt Halvorsen, Western Carolina, Jr.	
180	Kaiden Rice, The Citadel, Jr.	
178	Onno Steger, Western Carolina, Sr.	

3-point field-goal percentage (min. 120 made)

.426	Storm Murphy, Wofford, Jr.
.413	Brandon Austin, Samford, R-Sr.
.404	Ross Cummings, Mercer, Sr.
.384	Onno Steger, Western Carolina, Sr.
.378	Nathan Hoover, Wofford, Sr.

Free-throw percentage (min. 110 made)

.888	Nathan Hoover, Wofford, Sr.
.857	Matt Halvorsen, Western Carolina, Jr.
.854	Myron Gordon, Samford, Sr.
.825	Daivien Williamson, ETSU, So.
.818	Djordje Dimitrijevic, Mercer, Sr.

Rebounds

1,037	James Dickey, UNCG, Sr.
607	Ethan Stair, Mercer, R-Sr.
554	Carlos Dotson, Western Carolina, Sr.
536	Garrett Gilkeson, VMI, Sr.
504	Kaelon Harris, The Citadel, Jr.

Rebounds per game (min. 280 rebounds)

9.98	Jeremy Rodriguez, ETSU, R-Sr.
9.72	Carlos Dotson, Western Carolina, Sr.
8.23	James Dickey, UNCG, Jr.
7.58	Robert Allen, Samford, So.
5.32	Ethan Stair, Mercer, R-Sr.

Blocked shots

216	James Dickey, UNCG, Sr.	(7)
114	Kyrin Galloway, UNCG, Sr.	
69	Robert Allen, Samford, So.	
67	Bo Hodges, ETSU, Jr.	
65	Clay Mounce, Furman, Jr.	

Steals

277	Josh Sharkey, Samford, Sr.	(4)
232	Isaiah Miller, UNCG, Jr.	
137	Garrett Gilkeson, VMI, Sr.	
120	Ethan Stair, Mercer, R-Sr.	
109	Jordan Lyons, Furman, Sr.	

Assists

738	Josh Sharkey, Samford, Sr.	(2)
341	Storm Murphy, Wofford, Jr.	
250	Garrett Gilkeson, VMI, Sr.	
245	Alex Hunter, Furman, Jr.	
207	Isaiah Miller, UNCG, Jr.	

Assists per game (min. 150 assists)

5.86	Josh Sharkey, Samford, Sr.
3.55	Storm Murphy, Wofford, Jr.
2.92	Isaiah Tisdale, ETSU, Sr.
2.78	Djordje Dimitrijevic, Mercer, Sr.
2.58	Alex Hunter, Furman, Jr.

SPECIALTY STATS LEADERS

40-point games	Ovr.	SoCon
Jordan Lyons, FUR	1	1

30-point games	Ovr.	SoCon
Jordan Lyons, FUR	3	2
Kaelon Harris, CIT	1	1
Kaiden Rice, CIT	1	1
Tray Boyd III, ETSU	1	1
Djordje Dimitrijevic, MER	1	1
Jeff Gary, MER	1	1
Isaiah Miller, UNCG	1	1
Josh Sharkey, SAM	1	1
Greg Parham, VMI	1	1
Carlos Dotson, WCU	1	1
Mason Faulkner, WCU	1	1
Nathan Hoover, WOF	1	1

20-point games	Ovr.	SoCon
Isaiah Miller, UNCG	12	8
Mason Faulkner, WCU	11	6
Djordje Dimitrijevic, MER	10	8
Josh Sharkey, SAM	10	6
Jordan Lyons, FUR	9	6
Matt Ryan, UTC	8	5
Carlos Dotson, WCU	8	8
Travis Eeve, VMI	7	3
Nathan Hoover, WOF	7	5
Brandon Austin, SAM	6	2
Kaelon Harris, CIT	5	3
Kaiden Rice, CIT	5	2
Tray Boyd III, ETSU	5	2
Noah Gurley, FUR	5	2
Ethan Stair, MER	5	1
Clay Mounce, FUR	4	2
Robert Allen, SAM	4	3
Fletcher Abee, CIT	3	2
Bo Hodges, ETSU	3	1
Mike Bothwell, FUR	3	1
Ramon Vila, UTC	3	3
Garrett Gilkeson, VMI	3	3
Daivien Williamson, ETSU	2	1
Jeff Gary, MER	2	2
Kaleb Hunter, UNCG	2	1
Jalen Dupree, SAM	2	1
David Jean-Baptiste, UTC	2	1
Greg Parham, VMI	2	1
Matt Halvorsen, WCU	2	2
Onno Steger, WCU	2	2
Chevez Goodwin, WOF	2	2
Storm Murphy, WOF	2	0
Hayden Brown, CIT	1	0
Rudy Fitzgibbons III, CIT	1	0
Patrick Good, ETSU	1	0
Jeromy Rodriguez, ETSU	1	1
Isaiah Tisdale, ETSU	1	1
Alex Hunter, FUR	1	1
James Glisson III, MER	1	1
Deandre Thomas, SAM	1	0
Maurice Commander, UTC	1	1
Kamdyn Curfman, VMI	1	0
Marcus Thomas, WCU	1	0
Isaiah Bigelow, WOF	1	0

20-rebound games	Ovr.	SoCon
James Dickey, UNCG	1	1

15-rebound games	Ovr.	SoCon
Ethan Stair, MER	2	1
James Dickey, UNCG	2	2
Lucas N'Guessan, ETSU	1	1
Jeromy Rodriguez, ETSU	1	1

Tyler Creammer, VMI	1	0
Carlos Dotson, WCU	1	0

10-rebound games	Ovr.	SoCon
Carlos Dotson, WCU	18	14
James Dickey, UNCG	12	9
Kaelon Harris, CIT	10	4
Ethan Stair, MER	10	3
Robert Allen, SAM	7	5
Jalen Dupree, SAM	6	4
Jeromy Rodriguez, ETSU	5	1
Chevez Goodwin, WOF	5	4
Clay Mounce, FUR	3	1
Maciej Bender, MER	3	2
Mason Faulkner, WCU	3	1
Eddie Davis III, CIT	2	0
Lucas N'Guessan, ETSU	2	2
Noah Gurley, FUR	2	1
Jalen Slawson, FUR	2	1
Kaleb Hunter, UNCG	2	0
Rod Johnson, UTC	2	1
Tyler Creammer, VMI	2	1
Garrett Gilkeson, VMI	2	2
Jake Stephens, VMI	2	1
Brady Spence, CIT	1	0
Bo Hodges, ETSU	1	1
Vonnice Paterson, ETSU	1	0
Isaiah Tisdale, ETSU	1	1
Victor Bafutto, MER	1	0
Djordje Dimitrijevic, MER	1	0
Kamar Robertson, MER	1	1
Mohammed Abdulsala, UNCG	1	1
Kyrin Galloway, UNCG	1	1
Isaiah Miller, UNCG	1	1
Brandon Austin, SAM	1	0
Josh Sharkey, SAM	1	1
Matt Ryan, UTC	1	1
Ramon Vila, UTC	1	0
Sean Conway, VMI	1	1
Messiah Jones, WOF	1	1

15-assist games	Ovr.	SoCon
Josh Sharkey, SAM	2	0

10-assist games	Ovr.	SoCon
Josh Sharkey, SAM	5	1
Djordje Dimitrijevic, MER	2	2
Mason Faulkner, WCU	2	1
Tyson Batiste, CIT	1	0
Daivien Williamson, ETSU	1	1

5-block games	Ovr.	SoCon
Mohammed Abdulsala, UNCG	1	1
Robert Allen, SAM	1	1

Double-doubles	Ovr.	SoCon
Carlos Dotson, WCU	17	13
Ethan Stair, MER	10	3
Kaelon Harris, CIT	9	4
Robert Allen, SAM	7	5
James Dickey, UNCG	5	4
Jalen Dupree, SAM	5	3
Chevez Goodwin, WOF	5	4
Jeromy Rodriguez, ETSU	4	1
Josh Sharkey, SAM*	4	2
Mason Faulkner, WCU^	4	2
Clay Mounce, FUR	3	1
Eddie Davis III, CIT	2	0
Lucas N'Guessan, ETSU	2	2
Noah Gurley, FUR	2	1

Maciej Bender, MER	2	1
Djordje Dimitrijevic, MER^	2	1
Kaleb Hunter, UNCG	2	0
Rod Johnson, UTC	2	1
Brady Spence, CIT	1	0
Bo Hodges, ETSU	1	1
Isaiah Tisdale, ETSU	1	1
Daivien Williamson, ETSU^	1	1
Jalen Slawson, FUR	1	1
Victor Bafutto, MER	1	0
Kamar Robertson, MER	1	1
Kyrin Galloway, UNCG	1	1
Isaiah Miller, UNCG	1	1
Matt Ryan, UTC	1	1
Sean Conway, VMI	1	1
Tyler Creammer, VMI	1	0
Garrett Gilkeson, VMI	1	1
Jake Stephens, VMI	1	1
Messiah Jones, WOF	1	1

20/15 games	Ovr.	SoCon
Jeromy Rodriguez, ETSU	1	1

20/10 games	Ovr.	SoCon
Carlos Dotson, WCU	8	8
Kaelon Harris, CIT	4	2
Ethan Stair, MER	2	0
Robert Allen, SAM	2	2
Josh Sharkey, SAM^	2	2
Jeromy Rodriguez, ETSU	1	1
Isaiah Tisdale, ETSU	1	1
Matt Ryan, UTC	1	1
Garrett Gilkeson, VMI	1	1
Mason Faulkner, WCU	1	1

30/10 games	Ovr.	SoCon
Kaelon Harris, CIT	1	1
Carlos Dotson, WCU	1	1

Triple-doubles	Ovr.	SoCon
Mason Faulkner, WCU	1	0

* three are points/assists; ^ one is points/assists

3-POINTER STREAKS

Eight SoCon student-athletes have streaks of at least 10 games with a made 3-pointer, led by Mercer's Djordje Dimitrijevic and his 26-game streak.

Consecutive games with a 3-pointer	Player, school	'19-20	'18-19	Total
	Djordje Dimitrijevic, MER, Sr.	26	x	26
	Matt Ryan, UTC, Gr.	18	x	18
	Fletcher Abee, CIT, Fr.	15	x	15
	Nathan Hoover, WOF, Sr.	15	x	15
	Ross Cummings, MER, Sr.	6	7	13
	Kamdyn Curfman, VMI, Fr.	13	x	13
	Trevor Stump, WOF, R-Sr.	12	x	12
	Ethan Stair, MER, R-Sr.	11	x	11

America East (1-0)

12/18 UNCG 54, Vermont 53

American Athletic (0-3)

11/5 East Carolina 80, VMI 68
 11/21 South Florida 69, Wofford 55
 12/2 South Florida 65, Furman 55

ASUN (7-1)

11/11 Mercer 74, Kennesaw State 62
 11/15 Mercer 84, FGCU 68
 11/16 North Alabama 61, Samford 55
 11/21 Western Carolina 96, Jacksonville 94 (2OT)
 11/24 Western Carolina 70, Stetson 64
 12/4 UNCG 72, Kennesaw State 54
 (Fleming Gym; Greensboro, N.C.)
 12/7 VMI 88, Stetson 61
 12/22 Wofford 83, Kennesaw State 70

Atlantic 10 (0-2)

11/26 St. Bonaventure 56, Mercer 51
 12/4 Duquesne 71, VMI 58

Atlantic Coast (1-7)

11/15 Florida State 79, Western Carolina 74
 11/20 Florida State 89, Chattanooga 53
 12/11 Virginia Tech 63, Chattanooga 58
 12/15 NC State 80, UNCG 77
 12/15 Wofford 68, #17 North Carolina 64
 12/19 #4 Duke 86, Wofford 57
 12/21 Virginia Tech 64, VMI 55
 12/22 NC State 83, The Citadel 63

Big 12 (0-2)

11/8 #3 Kansas 74, UNCG 62
 11/19 #4 Kansas 75, ETSU 63

Big East (1-4)

11/6 St. John's 109, Mercer 79
 11/16 Butler 80, Wofford 61
 11/30 UNCG 65, Georgetown 61
 12/18 Xavier 74, Western Carolina 61
 12/21 Georgetown 99, Samford 71

Big Sky (1-2)

11/15 Idaho 68, VMI 67
 (Jonesboro, Ark.)
 11/16 Montana State 67, UNCG 66
 (Fleming Gym; Greensboro, N.C.)
 11/24 ETSU 70, Southern Utah 58

Big South (12-4)

11/5 Furman 70, Gardner-Webb 63
 11/9 UNC Asheville 91, The Citadel 76
 11/9 Western Carolina 71, Gardner-Webb 59
 11/9 Wofford 89, High Point 61
 11/11 Presbyterian 80, VMI 77 (OT)
 11/12 Furman 91, Charleston Southern 47
 11/14 ETSU 61, Winthrop 58
 11/16 Campbell 87, The Citadel 73
 12/7 UNCG 60, Radford 58
 12/7 Western Carolina 78, UNC Asheville 77
 12/7 Wofford 81, Gardner-Webb 77
 12/8 Furman 84, USC Upstate 72
 12/14 Furman 80, Winthrop 73
 (Bon Secours Wellness Arena; Greenville, S.C.)
 12/19 The Citadel 102, Longwood 99 (3OT)
 12/21 Chattanooga 68, UNC Asheville 64
 12/29 USC Upstate 91, VMI 82

Big Ten (0-1)

11/20 Illinois 85, The Citadel 57

Big West (1-1)

11/17 VMI 89, UC Davis 84 (2OT)
 (Jonesboro, Ark.)
 12/15 Hawaii 94, Samford 73

Colonial (2-1)

11/12 William & Mary 80, Wofford 79
 11/26 Furman 97, Elon 61
 12/16 Mercer 72, UNCW 63

Conference USA (0-2)

11/30 Louisiana Tech 78, Samford 57
 12/22 Florida Atlantic 65, Mercer 50

Horizon (3-0)

11/23 Mercer 72, UIC 68
 12/21 ETSU 80, Cleveland State 55
 12/21 UNCG 67, Northern Kentucky 50
 (Fleming Gym; Greensboro, N.C.)

Metro Atlantic Athletic (2-2)

11/8 Marist 58, VMI 56
 11/19 Samford 70, Manhattan 57
 11/23 The Citadel 79, Marist 75
 12/1 Canisius 76, Mercer 66
 (Boca Raton, Fla.)

Mid-Eastern Athletic (5-0)

11/5 UNCG 83, North Carolina A&T 50
 11/12 Western Carolina 90, North Carolina A&T 64
 11/23 ETSU 98, Delaware State 66
 11/26 Wofford 67, Maryland Eastern Shore 42
 12/2 Wofford 77, North Carolina Central 59

Missouri Valley (1-0)

11/8 Furman 87, Loyola-Chicago 63

Non-Division I (25-0)

11/5 Wofford 86, Erskine 63
 11/6 ETSU 79, Newberry 50
 11/7 Samford 68, Kentucky Wesleyan 42
 11/8 Mercer 84, Columbia International 76
 11/11 UNCG 109, Averett 51
 11/13 Samford 102, UVa-Wise 64
 11/15 Furman 83, Southern Wesleyan 61
 11/20 VMI 96, Christendom 20
 11/22 Furman 90, Columbia International 45
 11/26 The Citadel 90, Brevard 47
 11/26 VMI 98, Goucher 32
 11/27 Western Carolina 78, Bryan 54
 12/3 Samford 97, Auburn-Montgomery 64
 12/7 The Citadel 108, Carver 40
 12/8 Chattanooga 99, Tennessee Wesleyan 51
 12/10 The Citadel 129, Piedmont 83
 12/11 Furman 90, North Greenville 65
 12/11 VMI 78, Ferrum 60
 12/13 Wofford 112, North Greenville 66
 12/15 ETSU 97, Milligan 41
 12/28 Western Carolina 108, Piedmont 47
 12/28 Mercer 104, Milligan 52
 12/28 UNCG 106, William Peace 34
 12/29 Chattanooga 72, Cumberland 42
 12/29 ETSU 117, Mars Hill 48

Ohio Valley (6-3)

11/5 Morehead State 90, Samford 86 (2OT)
 11/5 Eastern Kentucky 79, Chattanooga 68
 11/9 Chattanooga 59, Tennessee State 57
 11/9 ETSU 92, UT Martin 75
 11/11 Belmont 95, Samford 63
 11/15 UNCG 64, Tennessee Tech 30
 (Fleming Gym; Greensboro, N.C.)
 11/19 The Citadel 74, Southeast Missouri 69
 11/30 Chattanooga 63, Jacksonville State 60
 (Niceville, Fla.)

America East.....	1-0
American Athletic.....	0-3
ASUN.....	7-1
Atlantic 10.....	0-2
Atlantic Coast.....	1-7
Big 12.....	0-2
Big East.....	1-4
Big Sky.....	1-2
Big South.....	12-4
Big Ten.....	0-1
Big West.....	1-1
Colonial.....	2-1
Conference USA.....	0-2
Horizon.....	3-0
Metro Atlantic Athletic.....	2-2
Mid-Eastern Athletic.....	5-0
Missouri Valley.....	1-0
Non-Division I.....	25-0
Ohio Valley.....	6-3
Patriot.....	0-1
Southeastern.....	1-7
Southland.....	1-0
Southwestern Athletic.....	1-0
Summit.....	0-2
Sun Belt.....	8-3
Total.....	79-48
Home.....	52-10
Away.....	23-35
Neutral.....	4-3
vs. Top 25.....	1-5

12/21 Western Carolina 89, Tennessee Tech 76

Patriot (0-1)

12/2 Holy Cross 81, Mercer 67
 (Boca Raton, Fla.)

Southeastern (1-7)

11/5 Georgia 91, Western Carolina 72
 11/12 Georgia 95, The Citadel 86
 11/18 Missouri 75, Wofford 56
 11/19 Alabama 81, Furman 73
 11/25 #17 Tennessee 58, Chattanooga 46
 12/5 #14 Auburn 81, Furman 78 (OT)
 12/18 Alabama 105, Samford 87
 (Legacy Arena; Birmingham, Ala.)
 12/18 ETSU 74, LSU 63

Southland (1-0)

12/7 Samford 113, Houston Baptist 90

Southwestern Athletic (1-0)

11/29 Chattanooga 74, Alabama State 56
 (Niceville, Fla.)

Summit (0-2)

11/27 South Dakota State 86, Samford 77
 12/7 North Dakota State 78, ETSU 68

Sun Belt (8-3)

11/12 Chattanooga 74, Troy 68
 11/14 Arkansas State 71, VMI 56
 11/15 Chattanooga 90, South Alabama 72
 11/18 UNCG 55, Appalachian State 41
 11/19 Georgia Southern 98, Mercer 88
 11/23 Samford 72, Troy 60
 11/26 ETSU 78, Appalachian State 69
 11/27 Furman 58, UT Arlington 57
 (Elon, N.C.)
 11/30 ETSU 67, Little Rock 63
 12/7 Georgia State 73, Mercer 61
 12/15 Chattanooga 84, Troy 80 (OT)



The Citadel
(6-21, 0-16 SoCon)

N9	UNC ASHEVILLE (ESPN3)	L, 76-91
N12	at Georgia (SEC Network+)	L, 86-95
N16	CAMPBELL (ESPN3)	L, 73-87
N19	at Southeast Missouri (ESPN+)	W, 74-69
N20	at Illinois# (Big Ten Network)	L, 57-85
N23	at Marist (ESPN+)	W, 79-75
N26	BREVARD# (ESPN+)	W, 90-47
D4	*ETSU (ESPN+)	L, 84-96
D7	CARVER (ESPN3)	W, 108-40
D10	PIEDMONT (ESPN3)	W, 129-83
D19	at Longwood (ESPN+)	W, 102-99 (3OT)
D22	at NC State (ACC Network)	L, 63-83
J1	*at Samford (ESPN+)	L, 68-69
J4	*WESTERN CAROLINA (ESPN+)	L, 82-86
J11	*at Wofford (ESPN3)	L, 71-73
J15	*UNCG (ESPN+)	L, 69-79
J18	*at VMI (ESPN+)	L, 79-88
J22	*at Chattanooga (ESPN+)	L, 69-92
J25	*FURMAN (ESPN3)	L, 54-78
J29	*WOFFORD (ESPN+)	L, 56-79
F1	*at Mercer (Nexstar/ESPN3)	L, 71-76
F5	*at UNCG (ESPN3)	L, 68-88
F8	*VMI (ESPN+)	L, 64-75
F12	*at ETSU (ESPN+)	L, 67-91
F15	*SAMFORD (Nexstar/ESPN3)	L, 62-74
F19	*CHATTANOOGA (ESPN+)	L, 68-91
F22	*at Western Carolina (ESPN3)	L, 84-96
F26	*MERCER (ESPN+)	7 p.m.
F29	*at Furman (Nexstar/ESPN+)	4 p.m.
M6-9	at SoCon Championship (Asheville, N.C.)	

- Illinois Classic (campus sites)



ETSU
(25-4, 14-2 SoCon)

N6	NEWBERRY (ESPN+)	W, 79-50
N9	at UT Martin (ESPN+)	W, 92-75
N14	WINTHROP (ESPN+)	W, 61-58
N19	at No. 4 Kansas# (ESPN+)	L, 63-75
N23	DELAWARE STATE# (ESPN3)	W, 98-66
N24	SOUTHERN UTAH# (ESPN+)	W, 70-58
N26	APPALACHIAN STATE (ESPN+)	W, 78-69
N30	at Little Rock (ESPN+)	W, 67-63
D4	*at The Citadel (ESPN+)	W, 96-84
D7	at North Dakota State (ESPN+)	L, 68-78
D15	MILLIGAN (ESPN3)	W, 97-41
D18	at LSU (SEC Network)	W, 74-63
D21	CLEVELAND STATE (ESPN3)	W, 80-55
D29	MARS HILL (ESPN3)	W, 117-48
J1	*WOFFORD (ESPN+)	W, 49-48
J4	*at Furman (ESPN3)	L, 56-65
J8	*at UNCG (ESPN+)	W, 64-57
J11	*VMI (Nexstar/ESPN3)	W, 61-55
J15	*SAMFORD (ESPN+)	W, 88-63
J18	*at Western Carolina (Nexstar/ESPN+)	W, 85-66
J25	*CHATTANOOGA (ESPN+)	W, 75-64
J29	*MERCER (ESPN+)	L, 55-71
F1	*UNCG (ESPN+)	W, 82-65
F5	*at Chattanooga (ESPN+)	W, 80-64
F8	*at Mercer (ESPN+)	W, 73-60
F12	*THE CITADEL (ESPN+)	W, 91-67
F15	*at VMI (ESPN3)	W, 72-67
F19	*FURMAN (ESPN+)	W, 75-66
F22	*at Samford (ESPN3)	W, 80-74
F26	*at Wofford (ESPN+)	7 p.m.
F29	*WESTERN CAROLINA (ESPN+)	4 p.m.
M6-9	at SoCon Championship (Asheville, N.C.)	

- Maui Jim Maui Invitational (campus sites)



Furman
(23-6, 13-3 SoCon)

N5	at Gardner-Webb (ESPN+)	W, 70-63
N8	LOYOLA CHICAGO (ESPN3)	W, 87-63
N12	at Charleston Southern (ESPN+)	W, 91-47
N15	SOUTHERN WESLEYAN# (ESPN3)	W, 83-61
N19	at Alabama# (SEC Network+)	L, 73-81
N22	COLUMBIA INTERNATIONAL (ESPN3)	W, 90-45
N26	at Elon# (FloHoops)	W, 97-61
N27	vs. UT Arlington^	W, 58-57
D2	at South Florida (ESPN3)	L, 55-65
D5	at No. 14 Auburn (SEC Network)	L, 78-81 (OT)
D8	USC UPSTATE (ESPN+)	W, 84-72
D11	NORTH GREENVILLE (ESPN3)	W, 90-65
D14	WINTHROP& (ESPN+)	W, 80-73
D20	*at Mercer (ESPN3)	W, 64-62
J1	*at VMI (ESPN+)	W, 89-73
J4	*ETSU (ESPN3)	W, 65-56
J8	*at Chattanooga (ESPN+)	W, 73-66
J11	*UNCG& (ESPN3)	L, 73-86
J15	*WESTERN CAROLINA (ESPN+)	W, 83-79
J17	*at Wofford (ESPN+)	L, 52-66
J22	*SAMFORD (ESPN+)	W, 101-78
J25	*at The Citadel (ESPN3)	W, 78-54
J29	*VMI (ESPN+)	W, 74-72 (OT)
F5	*MERCER (ESPN+)	W, 79-57
F8	*at Western Carolina (ESPN+)	W, 82-73
F12	*at Samford (ESPN+)	W, 86-71
F15	*CHATTANOOGA (ESPN3)	W, 58-53
F19	*at ETSU (ESPN+)	L, 66-75
F22	*WOFFORD& (Nexstar/ESPN3)	W, 67-66
F26	*at UNCG (ESPN+)	7 p.m.
F29	*THE CITADEL (Nexstar/ESPN+)	4 p.m.
M6-9	at SoCon Championship (Asheville, N.C.)	

- Bad Boy Mowers Battle 4 Atlantis (campus sites)
^ - Bad Boy Mowers Battle 4 Atlantis (Elon, N.C.)
& - Bon Secours Wellness Arena (Greenville, S.C.)



Mercer
(15-14, 9-7 SoCon)

N6	at St. John's (FS1)	L, 79-109
N8	COLUMBIA INTERNATIONAL (ESPN3)	W, 84-76
N11	KENNESAW STATE (ESPN+)	W, 74-62
N15	FGCU (ESPN3)	W, 84-68
N19	at Georgia Southern (ESPN+)	L, 88-98
N23	at UIC# (ESPN+)	W, 72-68
N26	at St. Bonaventure# (ESPN+)	L, 51-56
D1	vs. Canisius^ (CUSA.TV)	L, 66-76
D2	vs. Holy Cross^ (CUSA.TV)	L, 67-81
D7	GEORGIA STATE (ESPN+)	L, 61-73
D16	at UNCW (FloHoops)	W, 72-63
D20	*FURMAN (ESPN3)	L, 62-64
D22	FLORIDA ATLANTIC (ESPN+)	L, 50-65
D28	MILLIGAN (ESPN3)	W, 104-52
J1	*at UNCG (ESPN+)	L, 63-72
J4	*CHATTANOOGA (ESPN3)	L, 61-70
J11	*at Western Carolina (ESPN+)	L, 71-79
J15	*VMI (ESPN+)	W, 73-62
J18	*at Samford (ESPN3)	W, 90-75
J22	*WESTERN CAROLINA (ESPN+)	W, 83-79
J25	*at VMI (Nexstar/ESPN3)	W, 69-66
J29	*at ETSU (ESPN+)	W, 71-55
F1	*THE CITADEL (Nexstar/ESPN3)	W, 76-71
F5	*at Furman (ESPN+)	L, 57-79
F8	*ETSU (ESPN+)	L, 60-73
F12	*at Wofford (ESPN+)	W, 70-68
F15	*UNCG (ESPN3)	L, 55-67
F19	*SAMFORD (ESPN+)	W, 106-66
F22	*at Chattanooga (ESPN3)	W, 85-80
F26	*at The Citadel (ESPN+)	7 p.m.
F29	*WOFFORD (ESPN+)	4:30 p.m.
M6-9	at SoCon Championship (Asheville, N.C.)	

- Boca Raton Beach Classic (campus sites)
^ - Boca Raton Beach Classic (Boca Raton, Fla.)



UNC Greensboro
(23-6, 13-3 SoCon)

N5	North Carolina A&T (ESPN3)	W, 83-50
N8	at No. 3 Kansas (ESPN3)	L, 62-74
N11	AVERETT# (ESPN+)	W, 109-51
N15	TENNESSEE TECH#^ (ESPN3)	W, 64-30
N16	MONTANA STATE#^ (ESPN3)	L, 66-67
N18	APPALACHIAN STATE# (ESPN+)	W, 55-41
N24	*VMI (ESPN+)	W, 74-63
N30	at Georgetown (FS2)	W, 65-61
D4	KENNESAW STATE^ (ESPN+)	W, 72-54
D7	at Radford (ESPN+)	W, 60-58
D15	NC STATE (ESPN+)	L, 77-80
D18	at Vermont (ESPN+)	W, 54-53
D21	NORTHERN KENTUCKY^ (ESPN+)	W, 67-50
D28	WILLIAM PEACE (ESPN3)	W, 106-34
J1	*MERCER (ESPN+)	W, 72-63
J4	*at Wofford (Nexstar/ESPN+)	L, 92-98 (2OT)
J8	*ETSU (ESPN+)	L, 57-64
J11	*at Furman& (ESPN3)	W, 86-73
J15	*at The Citadel (ESPN+)	W, 79-69
J18	*CHATTANOOGA (ESPN+)	W, 72-52
J25	*at Samford (ESPN3)	W, 70-63
J29	*at Western Carolina (ESPN+)	W, 72-58
F1	*at ETSU (ESPN+)	L, 65-82
F5	*THE CITADEL (ESPN3)	W, 88-68
F9	*SAMFORD (ESPN+)	W, 95-67
F12	*WESTERN CAROLINA (ESPN+)	W, 82-62
F15	*at Mercer (ESPN3)	W, 67-55
F19	*WOFFORD (ESPN+)	W, 83-79 (OT)
F22	*at VMI (ESPN3)	W, 71-68
F26	*FURMAN (ESPN+)	7 p.m.
F29	*at Chattanooga (ESPN+)	4:30 p.m.
M6-9	at SoCon Championship (Asheville, N.C.)	


- Spartan Invitational
^ - Fleming Gymnasium (Greensboro, N.C.)
& - Bon Secours Wellness Arena (Greenville, S.C.)



Samford
(9-21, 3-13 SoCon)

N5	at Morehead State (ESPN+)	L, 86-90 (2OT)
N7	KENTUCKY WESLEYAN (ESPN+)	W, 68-42
N11	at Belmont (ESPN+)	L, 63-95
N13	UVA-WISE (ESPN3)	W, 102-64
N16	at North Alabama (ESPN+)	L, 55-61
N19	MANHATTAN (ESPN+)	W, 70-57
N23	TROY (ESPN3)	W, 72-60
N27	at South Dakota State (ESPN3)	L, 77-86
N30	at Louisiana Tech (CUSA.TV)	L, 57-78
D3	AUBURN-MONTGOMERY (ESPN3)	W, 97-64
D7	at Houston Baptist	W, 113-90
D15	at Hawaii (Spectrum Sports)	L, 73-94
D18	ALABAMA# (ESPN+)	L, 87-105
D21	at Georgetown (FS1)	L, 71-99
J1	*THE CITADEL (ESPN+)	W, 69-68
J4	*at VMI (ESPN+)	W, 78-75
J8	*WOFFORD (ESPN+)	L, 62-67
J11	*at Chattanooga (ESPN3)	L, 67-105
J15	*at ETSU (ESPN+)	L, 63-88
J18	*MERCER (ESPN3)	L, 75-90
J22	*at Furman (ESPN+)	L, 78-101
J25	*UNCG (ESPN3)	L, 63-70
J29	*CHATTANOOGA (ESPN+)	L, 84-92
F1	*at Wofford (ESPN3)	L, 56-80
F5	*WESTERN CAROLINA (ESPN3)	L, 70-78
F9	*at UNCG (ESPN+)	L, 67-95
F12	*FURMAN (ESPN+)	L, 71-86
F15	*at The Citadel (Nexstar/ESPN3)	W, 74-62
F19	*at Mercer (ESPN+)	L, 66-106
F22	*ETSU (ESPN3)	L, 74-80
F26	*at Western Carolina (ESPN+)	7 p.m.
F29	*VMI (ESPN3)	5 p.m.
M6-9	at SoCon Championship (Asheville, N.C.)	


- Legacy Arena at Birmingham-Jefferson Convention Complex (Birmingham, Ala.)



Chattanooga
(17-12, 8-8 SoCon)

N5	at Eastern Kentucky (ESPN+)	L, 68-79
N9	TENNESSEE STATE (SDN)	W, 59-57
N12	at Troy (ESPN+)	W, 74-68
N15	SOUTH ALABAMA (SDN)	W, 90-72
N20	at Florida State# (Fox Sports South/ACCNE)	L, 53-89
N25	at No. 17 Tennessee# (SEC Network)	L, 46-58
N29	vs. Alabama State^ (EmeraldCoast.TV)	W, 74-56
N30	vs. Jacksonville State^ (EmeraldCoast.TV)	W, 63-60
D3	*at Western Carolina (ESPN3)	L, 77-87
D8	TENNESSEE WESLEYAN (ESPN3)	W, 99-51
D11	at Virginia Tech (ACC Network)	L, 58-63
D15	TROY (ESPN+)	W, 84-80 (OT)
D21	at UNC Asheville (ESPN+)	W, 68-64
D29	CUMBERLAND (ESPN3)	W, 72-42
J4	*at Mercer (ESPN3)	W, 70-61
J8	*FURMAN (ESPN+)	L, 66-73
J11	*SAMFORD (ESPN3)	W, 105-67
J15	*WOFFORD (ESPN+)	W, 72-59
J18	*at UNCG (ESPN+)	L, 52-72
J22	*THE CITADEL (ESPN+)	W, 92-69
J25	*at ETSU (ESPN+)	L, 64-75
J29	*at Samford (ESPN+)	W, 92-84
F1	*WESTERN CAROLINA (ESPN3)	L, 61-64
F5	*ETSU (ESPN+)	L, 64-80
F8	*at Wofford (Nexstar/ESPN+)	W, 84-77
F12	*VMI (ESPN+)	W, 86-67
F15	*at Furman (ESPN3)	L, 53-58
F19	*at The Citadel (ESPN+)	W, 91-68
F22	*MERCER (ESPN3)	L, 80-85
F26	*at VMI (ESPN+)	7 p.m.
F29	*UNCG (ESPN+)	4:30 p.m.
M6-9	at SoCon Championship (Asheville, N.C.)	


- Emerald Coast Classic (campus sites)
^ - Emerald Coast Classic (Niceville, Fla.)



VMI
(8-21, 3-13 SoCon)

N5	at East Carolina (ESPN3)	L, 68-80
N8	MARIST (ESPN3)	L, 56-58
N11	PRESBYTERIAN (ESPN+)	L, 77-80 (OT)
N14	at Arkansas State# (ESPN+)	L, 56-71
N15	vs. Idaho^	L, 67-68*
N17	vs. UC Davis^	W, 89-84 (2OT)
N20	CHRISTENDOM# (ESPN3)	W, 96-20
N24	*at UNCG (ESPN+)	L, 53-74
N26	GOUCHER (ESPN3)	W, 98-32
D4	at Duquesne (ESPN+)	L, 58-71
D7	STETSON (ESPN+)	W, 88-61
D11	FERRUM (ESPN3)	W, 78-60
D21	at Virginia Tech (ACC Network)	L, 55-64
D29	at USC Upstate (ESPN+)	L, 82-91
J1	*FURMAN (ESPN+)	L, 73-89
J4	*SAMFORD (ESPN+)	L, 75-78
J8	*WESTERN CAROLINA (ESPN3)	L, 85-97
J11	*at ETSU (Nexstar/ESPN3)	L, 55-61
J15	*at Mercer (ESPN+)	L, 62-73
J18	*THE CITADEL (ESPN+)	W, 88-79
J22	*at Wofford (ESPN+)	L, 54-66
J25	*MERCER (Nexstar/ESPN3)	L, 66-69
J29	*at Furman (ESPN+)	L, 72-74 (OT)
F5	*WOFFORD (ESPN+)	L, 73-79
F8	*at The Citadel (ESPN+)	W, 75-64
F12	*at Chattanooga (ESPN+)	L, 67-86
F15	*ETSU (ESPN3)	L, 67-72
F19	*at Western Carolina (ESPN+)	W, 74-71
F22	*UNCG (ESPN3)	L, 68-71
F26	*CHATTANOOGA (ESPN+)	7 p.m.
F29	*at Samford (ESPN3)	5 p.m.
M6-9	at SoCon Championship (Asheville, N.C.)	

- Red Wolves Classic (campus sites)
^ - Red Wolves Classic (Jonesboro, Ark.)



Western Carolina
(17-10, 9-7 SoCon)

N5	at Georgia (SEC Network+)	L, 72-91
N9	GARDNER-WEBB (ESPN3)	W, 71-59
N12	NORTH CAROLINA A&T (ESPN+)	W, 90-64
N15	at Florida State (Fox Sports South/ACCNE)	L, 74-79
N21	at Jacksonville (ESPN+)	W, 96-94 (2OT)
N24	at Stetson (ESPN+)	W, 70-64
N27	BRYAN (SDN)	W, 78-54
D3	*CHATTANOOGA (ESPN3)	W, 87-77
D7	UNC ASHEVILLE (Nexstar/ESPN3)	W, 78-77
D18	at Xavier (FS1)	L, 61-74
D21	at Tennessee Tech (ESPN+)	W, 89-76
D28	PIEDMONT (SDN)	W, 108-47
J4	*at The Citadel (ESPN+)	W, 86-82
J8	*at VMI (ESPN3)	W, 97-85
J11	*MERCER (ESPN+)	W, 79-71
J15	*at Furman (ESPN+)	L, 79-83
J18	*ETSU (Nexstar/ESPN+)	L, 66-85
J22	*at Mercer (ESPN+)	L, 79-83
J25	*WOFFORD (ESPN3)	W, 81-72
J29	*UNCG (ESPN+)	L, 58-72
F1	*at Chattanooga (ESPN3)	W, 64-61
F5	*at Samford (ESPN3)	W, 78-70
F8	*FURMAN (ESPN+)	L, 73-82
F12	*at UNCG (ESPN+)	L, 62-82
F15	*at Wofford (ESPN+)	W, 80-74
F19	*VMI (ESPN+)	L, 71-74
F22	*THE CITADEL (ESPN3)	W, 96-84
F26	*SAMFORD (ESPN+)	7 p.m.
F29	*at ETSU (ESPN+)	4 p.m.
M6-9	at SoCon Championship (Asheville, N.C.)	



Wofford
(16-13, 8-8 SoCon)

N5	ERSKINE (ESPN3)	W, 86-63
N9	HIGH POINT (SDN)	W, 89-61
N12	WILLIAM & MARY (ESPN+)	L, 79-80
N16	at Butler# (FS2)	L, 61-80
N18	at Missouri# (SEC Network+)	L, 56-75
N21	at South Florida (ESPN3)	L, 55-69
N26	at Maryland Eastern Shore#	W, 67-42
D2	NORTH CAROLINA CENTRAL (ESPN+)	W, 77-59
D7	GARDNER-WEBB (ESPN3)	W, 81-77
D13	NORTH GREENVILLE (ESPN3)	W, 112-66
D15	at No. 17 North Carolina (ACC Network)	W, 68-64
D19	at No. 4 Duke (ESPN2)	L, 57-86
D22	at Kennesaw State (ESPN+)	W, 83-70
J1	*at ETSU (ESPN+)	L, 48-49
J4	*UNCG (Nexstar/ESPN+)	W, 98-92 (2OT)
J8	*at Samford (ESPN+)	W, 67-762
J11	*THE CITADEL (ESPN3)	W, 73-71
J15	*at Chattanooga (ESPN+)	L, 59-72
J17	*FURMAN (ESPN3)	W, 66-52
J22	*VMI (ESPN+)	W, 66-54
J25	*at Western Carolina (ESPN3)	L, 72-81
J29	*at The Citadel (ESPN+)	W, 79-56
F1	*SAMFORD (ESPN3)	W, 80-56
F5	*at VMI (ESPN+)	W, 79-73
F8	*CHATTANOOGA (Nexstar/ESPN+)	L, 77-84
F12	*MERCER (ESPN+)	L, 68-70
F15	*WESTERN CAROLINA (ESPN+)	L, 74-80
F19	*at UNCG (ESPN+)	L, 79-83 (OT)
F22	*at Furman# (Nexstar/ESPN3)	L, 66-67
F26	*ETSU (ESPN+)	7 p.m.
F29	*at Mercer (ESPN+)	4:30 p.m.
M6-9	at SoCon Championship (Asheville, N.C.)	

- Hall of Fame Classic (campus sites)
& - Bon Secours Wellness Arena (Greenville, S.C.)

Southern Conference men's basketball media relations information

<p>The Citadel (CitadelSports.com) Milledge Austin (maustin7@citadel.edu) Office: 843-953-6567</p> <p>ETSU (ETSUBucs.com) Kevin Brown (brownk@etsu.edu) Office: 423-439-5263</p> <p>Furman (FurmanPaladins.com) Jordan Caskey (jordan.caskey@furman.edu) Office: 864-294-3065</p> <p>Mercer (MercerBears.com) Travis Rae (rae_tj@mercer.edu) Office: 478-301-5219</p> <p>UNCG (UNCGSpartans.com) Mark Pinkerton (mdpinker@uncg.edu) Office: 757-812-1926</p> <p>Samford (SamfordSports.com) Joey Mullins (jimmulli1@samford.edu) Office: 205-726-2799</p>	<p>Chattanooga (GoMocs.com) Jim Horten (jameshorten@utc.edu) Office: 423-425-2350</p> <p>VMI (VMIKeydets.com) Wade Branner (brannerwh@vmi.edu) Office: 540-464-7515</p> <p>Western Carolina (CatamountSports.com) Steven Grandy (sgrandy@email.wcu.edu) Office: 828-227-2655</p> <p>Wofford (WoffordTerriers.com) Phil Marcello (marcellopr@wofford.edu) Office: 864-597-4092</p> <p>Southern Conference (SoConSports.com) Phil Perry (pperry@socon.org) Office: 864-591-5100 // Cell: 864-525-5174</p>
---	--

2019-20 Southern Conference
CONFERENCE BASKETBALL STATISTICS
Through games of Feb 25, 2020 (All games)

SCORING OFFENSE	G	W-L	Pts	Avg/G
1. Western Carolina	27	17-10	2123	78.6
2. ETSU	29	25-4	2226	76.8
Furman	29	23-6	2226	76.8
4. The Citadel	27	6-21	2053	76.0
5. UNC Greensboro	29	23-6	2165	74.7
6. Samford	30	9-21	2208	73.6
7. Wofford	29	16-13	2122	73.2
8. Chattanooga	29	17-12	2117	73.0
9. Mercer	29	15-14	2106	72.6
10. VMI	29	8-21	2085	71.9

SCORING DEFENSE	G	Pts	Avg/G
1. UNC Greensboro	29	1787	61.6
2. ETSU	29	1835	63.3
3. Furman	29	1921	66.2
4. Chattanooga	29	1985	68.4
5. Wofford	29	1994	68.8
6. VMI	29	2043	70.4
7. Mercer	29	2073	71.5
8. Western Carolina	27	2018	74.7
9. The Citadel	27	2185	80.9
10. Samford	30	2428	80.9

SCORING MARGIN	G	Offense	Defense	Margin
1. ETSU	29	76.8	63.3	+13.5
2. UNC Greensboro	29	74.7	61.6	+13.0
3. Furman	29	76.8	66.2	+10.5
4. Chattanooga	29	73.0	68.4	+4.6
5. Wofford	29	73.2	68.8	+4.4
6. Western Carolina	27	78.6	74.7	+3.9
7. VMI	29	71.9	70.4	+1.4
8. Mercer	29	72.6	71.5	+1.1
9. The Citadel	27	76.0	80.9	-4.9
10. Samford	30	73.6	80.9	-7.3

FREE THROW PCT	G	FTM	FTA	Pct.
1. Samford	30	443	602	.736
2. Mercer	29	334	460	.726
3. Chattanooga	29	337	470	.717
4. Wofford	29	316	441	.717
5. Western Carolina	27	396	556	.712
6. VMI	29	291	410	.710
7. The Citadel	27	349	504	.692
8. Furman	29	350	507	.690
9. ETSU	29	428	623	.687
10. UNC Greensboro	29	312	492	.634

FIELD GOAL PERCENTAGE	G	FGM	FGA	Pct.
1. Furman	29	801	1683	.476
2. ETSU	29	789	1662	.475
3. Western Carolina	27	731	1579	.463
4. Wofford	29	762	1662	.458
5. Mercer	29	776	1706	.455
6. Chattanooga	29	764	1691	.452
7. Samford	30	784	1790	.438
8. The Citadel	27	723	1652	.438
9. UNC Greensboro	29	802	1858	.432
10. VMI	29	740	1733	.427

FIELD GOAL PCT DEFENSE	G	FGM	FGA	Pct.
1. UNC Greensboro	29	615	1493	.412
2. ETSU	29	655	1548	.423
3. Furman	29	713	1642	.434
4. Mercer	29	734	1689	.435
5. VMI	29	701	1611	.435
6. Western Carolina	27	723	1660	.436
7. Wofford	29	704	1600	.440
8. Chattanooga	29	740	1655	.447
9. The Citadel	27	793	1749	.453
10. Samford	30	896	1969	.455

3-POINT FG PCT	G	3FGM	3FGA	Pct.
1. Western Carolina	27	265	719	.369
2. Mercer	29	220	616	.357
3. VMI	29	314	884	.355
4. Chattanooga	29	252	712	.354
5. Furman	29	274	778	.352
6. Wofford	29	282	810	.348
7. Samford	30	197	572	.344
8. ETSU	29	220	645	.341
9. The Citadel	27	258	779	.331
10. UNC Greensboro	29	249	788	.316

3-POINT FG PCT DEFENSE	G	3FGM	3FGA	Pct.
1. Furman	29	204	675	.302
2. ETSU	29	175	579	.302
3. Chattanooga	29	184	601	.306
4. Western Carolina	27	209	677	.309
5. Mercer	29	215	666	.323
6. Wofford	29	224	693	.323
7. VMI	29	213	647	.329
8. UNC Greensboro	29	202	611	.331
9. The Citadel	27	249	743	.335
10. Samford	30	311	880	.353

REBOUNDING OFFENSE	G	Rebounds	Avg/G
1. Western Carolina	27	1022	37.9
2. UNC Greensboro	29	1091	37.6
3. Samford	30	1094	36.5
4. ETSU	29	1052	36.3
Mercer	29	1052	36.3
6. Chattanooga	29	1024	35.3
7. VMI	29	1022	35.2
8. The Citadel	27	935	34.6
9. Furman	29	927	32.0
10. Wofford	29	907	31.3

REBOUNDING DEFENSE	G	Rebounds	Avg/G
1. ETSU	29	897	30.9
2. Wofford	29	920	31.7
3. Mercer	29	945	32.6
4. Chattanooga	29	949	32.7
5. Western Carolina	27	898	33.3
6. UNC Greensboro	29	1004	34.6
7. Furman	29	1009	34.8
8. VMI	29	1038	35.8
9. The Citadel	27	1027	38.0
10. Samford	30	1153	38.4

2019-20 Southern Conference
CONFERENCE BASKETBALL STATISTICS
Through games of Feb 25, 2020 (All games)

REBOUNDING MARGIN	G	Team	Avg.	Opp.	Avg.	Margin
1. ETSU	29	1052	36.3	897	30.9	+5.3
2. Western Carolina	27	1022	37.9	898	33.3	+4.6
3. Mercer	29	1052	36.3	945	32.6	+3.7
4. UNC Greensboro	29	1091	37.6	1004	34.6	+3.0
5. Chattanooga	29	1024	35.3	949	32.7	+2.6
6. Wofford	29	907	31.3	920	31.7	-0.4
7. VMI	29	1022	35.2	1038	35.8	-0.6
8. Samford	30	1094	36.5	1153	38.4	-2.0
9. Furman	29	927	32.0	1009	34.8	-2.8
10. The Citadel	27	935	34.6	1027	38.0	-3.4

BLOCKED SHOTS	G	No.	Avg/G
1. UNC Greensboro	29	124	4.3
2. ETSU	29	109	3.8
3. Samford	30	101	3.4
4. Furman	29	81	2.8
5. The Citadel	27	73	2.7
6. Mercer	29	77	2.7
7. Wofford	29	74	2.6
8. VMI	29	71	2.4
9. Western Carolina	27	48	1.8
10. Chattanooga	29	42	1.4

ASSISTS	G	No.	Avg/G
1. VMI	29	464	16.0
2. Furman	29	434	15.0
3. The Citadel	27	404	15.0
4. Mercer	29	422	14.6
5. Western Carolina	27	389	14.4
6. Chattanooga	29	415	14.3
7. ETSU	29	408	14.1
8. Wofford	29	395	13.6
9. UNC Greensboro	29	367	12.7
10. Samford	30	354	11.8

STEALS	G	No.	Avg/G
1. UNC Greensboro	29	277	9.6
2. ETSU	29	247	8.5
3. Furman	29	237	8.2
4. Samford	30	206	6.9
5. The Citadel	27	183	6.8
6. VMI	29	195	6.7
7. Mercer	29	193	6.7
8. Wofford	29	169	5.8
9. Western Carolina	27	139	5.1
10. Chattanooga	29	137	4.7

TURNOVER MARGIN	G	Team	Avg.	Opp.	Avg.	Margin
1. UNC Greensboro	29	331	11.4	538	18.6	+7.1
2. Furman	29	334	11.5	465	16.0	+4.5
3. ETSU	29	345	11.9	451	15.6	+3.7
4. Wofford	29	341	11.8	372	12.8	+1.1
5. VMI	29	359	12.4	385	13.3	+0.9
6. Chattanooga	29	350	12.1	346	11.9	-0.1
7. The Citadel	27	421	15.6	381	14.1	-1.5
8. Mercer	29	423	14.6	372	12.8	-1.8
9. Western Carolina	27	384	14.2	334	12.4	-1.9
10. Samford	30	483	16.1	426	14.2	-1.9

ASSIST/TURNOVER RATIO	G	Ast.	Avg.	T/O	Avg.	Ratio
1. Furman	29	434	15.0	334	11.5	1.3
2. VMI	29	464	16.0	359	12.4	1.3
3. Chattanooga	29	415	14.3	350	12.1	1.2
4. ETSU	29	408	14.1	345	11.9	1.2
5. Wofford	29	395	13.6	341	11.8	1.2
6. UNC Greensboro	29	367	12.7	331	11.4	1.1
7. Western Carolina	27	389	14.4	384	14.2	1.0
8. Mercer	29	422	14.6	423	14.6	1.0
9. The Citadel	27	404	15.0	421	15.6	1.0
10. Samford	30	354	11.8	483	16.1	0.7

OFFENSIVE REBOUNDS	G	No.	Avg/G
1. UNC Greensboro	29	382	13.2
2. ETSU	29	333	11.5
3. Samford	30	316	10.5
4. VMI	29	300	10.3
5. Mercer	29	295	10.2
6. Western Carolina	27	271	10.0
7. Chattanooga	29	273	9.4
8. The Citadel	27	230	8.5
9. Wofford	29	234	8.1
10. Furman	29	230	7.9

DEFENSIVE REBOUNDS	G	No.	Avg/G
1. Western Carolina	27	751	27.8
2. The Citadel	27	705	26.1
3. Mercer	29	757	26.1
4. Samford	30	778	25.9
5. Chattanooga	29	751	25.9
6. VMI	29	722	24.9
7. ETSU	29	719	24.8
8. UNC Greensboro	29	709	24.4
9. Furman	29	697	24.0
10. Wofford	29	673	23.2

DEFENSIVE REB PCT.	G	D-Reb	Opp. OR	D-Reb%
1. Chattanooga	29	751	228	.767
2. Western Carolina	27	751	247	.753
3. ETSU	29	719	253	.740
4. Wofford	29	673	237	.740
5. UNC Greensboro	29	709	261	.731
6. Mercer	29	757	283	.728
7. VMI	29	722	286	.716
8. The Citadel	27	705	282	.714
9. Furman	29	697	281	.713
10. Samford	30	778	377	.674

OFFENSIVE REB PCT.	G	O-Reb	Opp. DR	O-Reb%
1. ETSU	29	333	644	.341
2. UNC Greensboro	29	382	743	.340
3. Mercer	29	295	662	.308
4. Western Carolina	27	271	651	.294
5. Samford	30	316	776	.289
6. VMI	29	300	752	.285
7. Chattanooga	29	273	721	.275
8. Wofford	29	234	683	.255
9. Furman	29	230	728	.240
10. The Citadel	27	230	745	.236

2019-20 Southern Conference
CONFERENCE BASKETBALL STATISTICS
Through games of Feb 25, 2020 (All games)

3-POINT FG MADE	G	No.	Avg/G
1. VMI	29	314	10.8
2. Western Carolina	27	265	9.8
3. Wofford	29	282	9.7
4. The Citadel	27	258	9.6
5. Furman	29	274	9.4
6. Chattanooga	29	252	8.7
7. UNC Greensboro	29	249	8.6
8. Mercer	29	220	7.6
ETSU	29	220	7.6
10. Samford	30	197	6.6

2019-20 Southern Conference
CONFERENCE BASKETBALL STATISTICS
Through games of Feb 25, 2020 (All games)

Team	Conference	Pct.	PF	PA	Overall	Pct.	PF	PA	Current unbeaten streak
ETSU	14-2	.875	73.9	64.8	25-4	.862	76.8	63.3	ETSU -- 7
Furman	13-3	.812	74.4	67.9	23-6	.793	76.8	66.2	UNC Greensboro -- 6
UNC Greensboro	13-3	.812	76.6	67.8	23-6	.793	74.7	61.6	Mercer -- 2
Western Carolina	9-7	.562	77.2	77.4	17-10	.630	78.6	74.7	Western Carolina -- 1
Mercer	9-7	.562	72.1	70.4	15-14	.517	72.6	71.5	Furman -- 1
Chattanooga	8-8	.500	75.6	71.6	17-12	.586	73.0	68.4	
Wofford	8-8	.500	71.9	68.9	16-13	.552	73.2	68.8	
Samford	3-13	.188	69.8	83.9	9-21	.300	73.6	80.9	
VMI	3-13	.188	69.8	75.2	8-21	.276	71.9	70.4	
The Citadel	0-16	.000	69.8	83.2	6-21	.222	76.0	80.9	

TEAM SUMMARIES	G	PF-PA	Avg score	Margin	FG-FGA	Pct.	3FG-FGA	Pct.	FT-FTA	Pct.	RebF	RebA	Margin
Chattanooga	29	2117-1985	73.0-68.4	+4.6	764-1691	.452	252-712	.354	337-470	.717	1024	949	+2.6
ETSU	29	2226-1835	76.8-63.3	+13.5	789-1662	.475	220-645	.341	428-623	.687	1052	897	+5.3
Furman	29	2226-1921	76.8-66.2	+10.5	801-1683	.476	274-778	.352	350-507	.690	927	1009	-2.8
Mercer	29	2106-2073	72.6-71.5	+1.1	776-1706	.455	220-616	.357	334-460	.726	1052	945	+3.7
Samford	30	2208-2428	73.6-80.9	-7.3	784-1790	.438	197-572	.344	443-602	.736	1094	1153	-2.0
The Citadel	27	2053-2185	76.0-80.9	-4.9	723-1652	.438	258-779	.331	349-504	.692	935	1027	-3.4
UNC Greensboro	29	2165-1787	74.7-61.6	+13.0	802-1858	.432	249-788	.316	312-492	.634	1091	1004	+3.0
VMI	29	2085-2043	71.9-70.4	+1.4	740-1733	.427	314-884	.355	291-410	.710	1022	1038	-0.6
Western Carolina	27	2123-2018	78.6-74.7	+3.9	731-1579	.463	265-719	.369	396-556	.712	1022	898	+4.6
Wofford	29	2122-1994	73.2-68.8	+4.4	762-1662	.458	282-810	.348	316-441	.717	907	920	-0.4

ATTENDANCE	Home	Average	Away	Average	Neutral	Average	Total	Average
Chattanooga	13-34748	2673	14-62824	4487	2-345	172	29-97917	3376
ETSU	16-73827	4614	13-48458	3728	0-0	0	29-122285	4217
Furman	14-34239	2446	14-44767	3198	1-0	0	29-79006	2724
Mercer	14-37052	2647	13-30431	2341	2-0	0	29-67483	2327
Samford	14-12748	911	16-39600	2475	0-0	0	30-52348	1745
The Citadel	13-12907	993	14-60752	4339	0-0	0	27-73659	2728
UNC Greensboro	17-58952	3468	12-49028	4086	0-0	0	29-107980	3723
VMI	14-21334	1524	13-34955	2689	2-204	102	29-56493	1948
Western Carolina	13-28106	2162	14-45753	3268	0-0	0	27-73859	2736
Wofford	14-25089	1792	15-60392	4026	0-0	0	29-85481	2948
Totals	142-339002	2387	138-476960	3456	7-549	78	287-816511	2845

2019-20 Southern Conference
INDIVIDUAL BASKETBALL STATISTICS
Through games of Feb 25, 2020 (All games)

To be ranked, a player must appear in at least 75.0% of their team's games.

SCORING								REBOUNDING							
	Cl	G	FG	3FG	FT	Pts	Avg/G		Cl	G	Off	Def	Total	Avg/G	
1. Isaiah Miller-UNCG	Jr	29	217	26	67	527	18.2	1. Carlos Dotson-WCU	Sr	26	79	182	261	10.0	
2. Mason Faulkner-WCU	Jr	27	142	57	133	474	17.6	2. James Dickey-UNCG	Sr	29	89	185	274	9.4	
3. Josh Sharkey-SAM	Sr	27	149	35	138	471	17.4	3. Ethan Stair-MER	Sr	29	54	200	254	8.8	
4. Djordje Dimitrijevic-MER	Sr	27	151	63	98	463	17.1	4. Jalen Dupree-SAM	Sr	30	77	138	215	7.2	
5. Jordan Lyons-FUR	Sr	29	150	73	113	486	16.8	5. Kaelon Harris-CIT	Sr	26	47	137	184	7.1	
6. Matt Ryan-UTC	Sr	29	150	78	78	456	15.7	6. Robert Allen-SAM	So	29	57	140	197	6.8	
7. Nathan Hoover-WOF	Sr	29	148	74	85	455	15.7	7. Chevez Goodwin-WOF	Jr	29	73	114	187	6.4	
8. Carlos Dotson-WCU	Sr	26	159	0	89	407	15.7	8. Clay Mounce-FUR	Jr	29	51	129	180	6.2	
9. Ethan Stair-MER	Sr	29	158	55	61	432	14.9	9. Lucas N'Guessan-ETSU	Sr	29	54	120	174	6.0	
10. Noah Gurley-FUR	So	29	157	22	77	413	14.2	10. Bo Hodges-ETSU	Jr	28	41	123	164	5.9	
11. Robert Allen-SAM	So	29	156	32	63	407	14.0	11. Garrett Gilkeson-VMI	Sr	29	39	128	167	5.8	
12. Tray Boyd III-ETSU	Sr	29	136	70	54	396	13.7	12. Mason Faulkner-WCU	Jr	27	19	135	154	5.7	
13. Kaelon Harris-CIT	Sr	26	116	24	98	354	13.6	13. Ramon Vila-UTC	Jr	29	68	90	158	5.4	
14. Bo Hodges-ETSU	Jr	28	146	15	71	378	13.5	14. Maciej Bender-MER	Jr	29	49	103	152	5.2	
15. Brandon Austin-SAM	Sr	29	130	66	58	384	13.2	15. Isaiah Miller-UNCG	Jr	29	58	88	146	5.0	
16. Clay Mounce-FUR	Jr	29	142	54	44	382	13.2	16. Jalen Slawson-FUR	So	29	41	103	144	5.0	
17. Travis Eeve-VMI	Fr	29	128	72	47	375	12.9	17. Onno Steger-WCU	Sr	27	42	90	132	4.9	
David Jean-Baptiste-UTC	Jr	29	139	51	46	375	12.9	18. Tyler Creamer-VMI	Sr	29	52	89	141	4.9	
19. Kaiden Rice-CIT	Jr	27	118	77	31	344	12.7	19. Rod Johnson-UTC	Jr	27	25	105	130	4.8	
20. Ramon Vila-UTC	Jr	29	159	1	48	367	12.7	20. Noah Gurley-FUR	So	29	37	101	138	4.8	
21. Fletcher Abee-CIT	Fr	27	111	74	39	335	12.4								
22. Storm Murphy-WOF	Jr	28	128	55	33	344	12.3								
23. Onno Steger-WCU	Sr	27	104	64	54	326	12.1								
24. Chevez Goodwin-WOF	Jr	29	147	0	51	345	11.9								
25. Jalen Dupree-SAM	Sr	30	129	12	85	355	11.8								
26. Garrett Gilkeson-VMI	Sr	29	97	43	72	309	10.7								
27. Mike Bothwell-FUR	So	29	111	41	41	304	10.5								
28. Daivien Williamson-ETSU	So	29	102	34	62	300	10.3								
29. Matt Halvorsen-WCU	Jr	27	84	73	35	276	10.2								
30. Kaleb Hunter-UNCG	So	24	85	13	49	232	9.7								

FIELD GOAL PCT						ASSISTS				
	Cl	G	FGM	FGA	Pct.		Cl	G	No.	Avg/G
1. Lucas N'Guessan-ETSU	Sr	29	95	149	.638	1. Josh Sharkey-SAM	Sr	27	197	7.3
2. Chevez Goodwin-WOF	Jr	29	147	232	.634	2. Mason Faulkner-WCU	Jr	27	161	6.0
3. Ramon Vila-UTC	Jr	29	159	255	.624	3. Tyson Batiste-CIT	Sr	27	148	5.5
4. Carlos Dotson-WCU	Sr	26	159	263	.605	4. Djordje Dimitrijevic-MER	Sr	27	101	3.7
5. James Dickey-UNCG	Sr	29	103	181	.569	5. Alex Hunter-FUR	Jr	29	100	3.4
6. Jalen Dupree-SAM	Sr	30	129	240	.538	6. Garrett Gilkeson-VMI	Sr	29	98	3.4
7. Noah Gurley-FUR	So	29	157	296	.530	7. Storm Murphy-WOF	Jr	28	94	3.4
8. Clay Mounce-FUR	Jr	29	142	277	.513	8. Greg Parham-VMI	Jr	28	82	2.9
9. Bo Hodges-ETSU	Jr	28	146	288	.507	9. Isaiah Tisdale-ETSU	Sr	29	83	2.9
10. Mike Bothwell-FUR	So	29	111	219	.507	10. Isaiah Miller-UNCG	Jr	29	81	2.8
11. Kaleb Hunter-UNCG	So	24	85	171	.497	11. Bo Hodges-ETSU	Jr	28	74	2.6
12. Storm Murphy-WOF	Jr	28	128	263	.487	12. Maurice Commander-UTC	So	28	73	2.6
13. Ethan Stair-MER	Sr	29	158	328	.482	13. Daivien Williamson-ETSU	So	29	75	2.6
14. Maciej Bender-MER	Jr	29	90	187	.481	14. David Jean-Baptiste-UTC	Jr	29	70	2.4
15. Daivien Williamson-ETSU	So	29	102	215	.474	15. Malik Massey-UNCG	Sr	29	65	2.2
						Mike Bothwell-FUR	So	29	65	2.2

2019-20 Southern Conference
INDIVIDUAL BASKETBALL STATISTICS
Through games of Feb 25, 2020 (All games)

FREE THROW PCT					
	Cl	G	FTM	FTA	Pct.
1. Nathan Hoover-WOF	Sr	29	85	91	.934
2. Matt Ryan-UTC	Sr	29	78	87	.897
3. Brandon Austin-SAM	Sr	29	58	67	.866
4. Ethan Stair-MER	Sr	29	61	71	.859
5. Djordje Dimitrijevic-MER	Sr	27	98	117	.838
6. Daivien Williamson-ETSU	So	29	62	75	.827
7. Jalen Dupree-SAM	Sr	30	85	103	.825
8. Jordan Lyons-FUR	Sr	29	113	137	.825
9. Onno Steger-WCU	Sr	27	54	69	.783
10. Josh Sharkey-SAM	Sr	27	138	177	.780
11. Mason Faulkner-WCU	Jr	27	133	172	.773
12. Garrett Gilkeson-VMI	Sr	29	72	94	.766
13. Kaelon Harris-CIT	Sr	26	98	133	.737
14. Kaleb Hunter-UNCG	So	24	49	69	.710
15. Lucas N'Guessan-ETSU	Sr	29	71	102	.696

STEALS				
	Cl	G	No.	Avg/G
1. Isaiah Miller-UNCG	Jr	29	80	2.8
2. Josh Sharkey-SAM	Sr	27	74	2.7
3. Bo Hodges-ETSU	Jr	28	44	1.6
4. Djordje Dimitrijevic-MER	Sr	27	42	1.6
5. Isaiah Tisdale-ETSU	Sr	29	45	1.6
6. Clay Mounce-FUR	Jr	29	44	1.5
Tray Boyd III-ETSU	Sr	29	44	1.5
8. Garrett Gilkeson-VMI	Sr	29	42	1.4
9. Travis Eeve-VMI	Fr	29	41	1.4
10. Patrick Good-ETSU	Jr	28	39	1.4
11. Ethan Stair-MER	Sr	29	35	1.2
Keyshaun Langley-UNCG	Fr	29	35	1.2
Jordan Lyons-FUR	Sr	29	35	1.2
14. Ryan Larson-WOF	So	26	31	1.2
Fletcher Abee-CIT	Fr	27	31	1.1
Tyson Batiste-CIT	Sr	27	31	1.1
Mason Faulkner-WCU	Jr	27	31	1.1

3-POINT FG PCT					
	Cl	G	3FG	FGA	Pct.
1. Storm Murphy-WOF	Jr	28	55	130	.423
2. Onno Steger-WCU	Sr	27	64	154	.416
3. Matt Halvorsen-WCU	Jr	27	73	176	.415
4. Brandon Austin-SAM	Sr	29	66	160	.413
5. Isaiah Bigelow-WOF	Fr	29	32	81	.395
6. Clay Mounce-FUR	Jr	29	54	138	.391
7. Fletcher Abee-CIT	Fr	27	74	192	.385
8. Mike Bothwell-FUR	So	29	41	107	.383
9. Trevor Stumpe-WOF	Sr	29	44	115	.383
10. Tray Boyd III-ETSU	Sr	29	70	184	.380
11. Travis Eeve-VMI	Fr	29	72	190	.379
12. Kamdyn Curfman-VMI	Fr	29	73	195	.374
13. Djordje Dimitrijevic-MER	Sr	27	63	169	.373
14. Greg Parham-VMI	Jr	28	38	102	.373
15. Josh Sharkey-SAM	Sr	27	35	94	.372

3-POINT FG MADE				
	Cl	G	3FG	Avg/G
1. Kaiden Rice-CIT	Jr	27	77	2.9
2. Fletcher Abee-CIT	Fr	27	74	2.7
3. Matt Halvorsen-WCU	Jr	27	73	2.7
4. Matt Ryan-UTC	Sr	29	78	2.7
5. Nathan Hoover-WOF	Sr	29	74	2.6
6. Kamdyn Curfman-VMI	Fr	29	73	2.5
Jordan Lyons-FUR	Sr	29	73	2.5
8. Travis Eeve-VMI	Fr	29	72	2.5
9. Tray Boyd III-ETSU	Sr	29	70	2.4
10. Onno Steger-WCU	Sr	27	64	2.4
11. Djordje Dimitrijevic-MER	Sr	27	63	2.3
12. Brandon Austin-SAM	Sr	29	66	2.3
13. Kyrin Galloway-UNCG	Sr	24	51	2.1
14. Mason Faulkner-WCU	Jr	27	57	2.1
15. Storm Murphy-WOF	Jr	28	55	2.0

BLOCKED SHOTS				
	Cl	G	No.	Avg/G
1. Kyrin Galloway-UNCG	Sr	24	41	1.7
2. James Dickey-UNCG	Sr	29	47	1.6
3. Robert Allen-SAM	So	29	39	1.3
4. Lucas N'Guessan-ETSU	Sr	29	33	1.1
Chevez Goodwin-WOF	Jr	29	33	1.1
6. Maciej Bender-MER	Jr	29	30	1.0
7. Jalen Dupree-SAM	Sr	30	30	1.0
8. Jake Stephens-VMI	So	29	28	1.0
9. Brady Spence-CIT	Fr	21	20	1.0
10. Jalen Slawson-FUR	So	29	25	0.9
Messiah Jones-WOF	Fr	29	25	0.9
12. Bo Hodges-ETSU	Jr	28	24	0.9
13. Clay Mounce-FUR	Jr	29	20	0.7
14. Derek Webster Jr.-CIT	Jr	25	17	0.7
15. Noah Gurley-FUR	So	29	17	0.6

ASSIST/TURNOVER RATIO					
	Cl	G	Ast.	T/O	Ratio
1. Alex Hunter-FUR	Jr	29	100	31	3.2
2. Garrett Gilkeson-VMI	Sr	29	98	37	2.6
3. Tyson Batiste-CIT	Sr	27	148	79	1.9
4. Mason Faulkner-WCU	Jr	27	161	93	1.7
5. Storm Murphy-WOF	Jr	28	94	59	1.6
6. Djordje Dimitrijevic-MER	Sr	27	101	71	1.4
7. Josh Sharkey-SAM	Sr	27	197	162	1.2

2019-20 Southern Conference
INDIVIDUAL BASKETBALL STATISTICS
Through games of Feb 25, 2020 (All games)

OFFENSIVE REBOUNDS	Cl	G	No.	Avg/G
1. James Dickey-UNCG	Sr	29	89	3.1
2. Carlos Dotson-WCU	Sr	26	79	3.0
3. Jalen Dupree-SAM	Sr	30	77	2.6
4. Chevez Goodwin-WOF	Jr	29	73	2.5
5. Ramon Vila-UTC	Jr	29	68	2.3
6. Isaiah Miller-UNCG	Jr	29	58	2.0
7. Robert Allen-SAM	So	29	57	2.0
8. Lucas N'Guessan-ETSU	Sr	29	54	1.9
Ethan Stair-MER	Sr	29	54	1.9
10. Messiah Jones-WOF	Fr	29	53	1.8
11. Kaelon Harris-CIT	Sr	26	47	1.8
12. Tyler Creammer-VMI	Sr	29	52	1.8
13. Clay Mounce-FUR	Jr	29	51	1.8
14. Maciej Bender-MER	Jr	29	49	1.7
15. Isaiah Tisdale-ETSU	Sr	29	46	1.6

DEFENSIVE REBOUNDS	Cl	G	No.	Avg/G
1. Carlos Dotson-WCU	Sr	26	182	7.0
2. Ethan Stair-MER	Sr	29	200	6.9
3. James Dickey-UNCG	Sr	29	185	6.4
4. Kaelon Harris-CIT	Sr	26	137	5.3
5. Mason Faulkner-WCU	Jr	27	135	5.0
6. Robert Allen-SAM	So	29	140	4.8
7. Jalen Dupree-SAM	Sr	30	138	4.6
8. Clay Mounce-FUR	Jr	29	129	4.4
9. Garrett Gilkeson-VMI	Sr	29	128	4.4
10. Bo Hodges-ETSU	Jr	28	123	4.4
11. Lucas N'Guessan-ETSU	Sr	29	120	4.1
12. Matt Ryan-UTC	Sr	29	114	3.9
Chevez Goodwin-WOF	Jr	29	114	3.9
14. Rod Johnson-UTC	Jr	27	105	3.9
15. Tyson Batiste-CIT	Sr	27	101	3.7

MINUTES PLAYED	Cl	G	No.	Avg/G
1. Ethan Stair-MER	Sr	29	1002	34.6
2. Djordje Dimitrijevic-MER	Sr	27	923	34.2
3. Mason Faulkner-WCU	Jr	27	912	33.8
4. Josh Sharkey-SAM	Sr	27	911	33.7
5. Nathan Hoover-WOF	Sr	29	977	33.7
6. Jordan Lyons-FUR	Sr	29	960	33.1
7. Robert Allen-SAM	So	29	957	33.0
8. Matt Halvorsen-WCU	Jr	27	880	32.6
9. Garrett Gilkeson-VMI	Sr	29	941	32.4
10. Brandon Austin-SAM	Sr	29	939	32.4

2019-20 Southern Conference
Conference Team Highs
Through games of Feb 25, 2020 (All games)

TEAM HIGHS (highest totals made by)

Points	129	The Citadel vs Piedmont (12/10/19)
	117	ETSU vs Mars Hill (12/29/19)
	113	Samford at Houston Baptist (12/07/19)
	112	Wofford vs North Greenville (12/13/19)
	109	UNC Greensboro vs Averett (11/11/19)
Margin	76 (96-20)	VMI vs Christendom (11/20/19)
	72 (106-34)	UNC Greensboro vs William Peace (12/28/19)
	69 (117-48)	ETSU vs Mars Hill (12/29/19)
	68 (108-40)	The Citadel vs Carver (12/07/19)
	66 (98-32)	VMI vs Goucher (11/26/19)
Field goals made	46	The Citadel vs Piedmont (12/10/19)
	44	ETSU vs Mars Hill (12/29/19)
	44	Mercer vs Samford (02/19/20)
	43	Western Carolina vs Piedmont (12/28/19)
	41	Samford vs UVa-Wise (11/13/19)
	41	Mercer vs Milligan (12/28/19)
Field goal attempts	85	UNC Greensboro vs Samford (02/09/20)
	80	The Citadel vs Piedmont (12/10/19)
	79	Samford at Morehead State (11/05/19)
	79	Mercer vs Milligan (12/28/19)
Field goal percentage	.698 (37-53)	VMI vs Christendom (11/20/19)
	.661 (39-59)	Wofford vs North Greenville (12/13/19)
	.649 (37-57)	Samford at Houston Baptist (12/07/19)
	.644 (38-59)	Furman vs Columbia Int'l (11/22/19)
	.643 (27-42)	Mercer at ETSU (01/29/20)
3-Pt FG made	19	Wofford vs North Greenville (12/13/19)
	18	VMI vs Stetson (12/07/19)
	17	Furman at Elon (11/26/19)
	17	VMI vs Goucher (11/26/19)
	17	Chattanooga vs Samford (01/11/20)
	17	Furman vs Samford (01/22/20)
3-Pt FG attempts	45	The Citadel at NC State (12/22/19)
	45	UNC Greensboro at Wofford (01/04/20)
	41	Furman at Alabama (11/19/19)
	41	The Citadel at Longwood (12/19/19)
	40	VMI vs Goucher (11/26/19)
	40	Wofford at North Carolina (12/15/19)
3-Pt percentage	.619 (13-21)	Samford at Houston Baptist (12/07/19)
	.615 (16-26)	VMI vs Christendom (11/20/19)
	.600 (12-20)	Samford vs ETSU (02/22/20)
	.600 (9-15)	The Citadel vs UNC Asheville (11/09/19)
	.600 (6-10)	Mercer at UNC Greensboro (01/01/20)
Free throws made	31	ETSU at VMI (02/15/20)
	28	ETSU vs Delaware State (11/23/19)
	26	Samford at Houston Baptist (12/07/19)
	26	ETSU at UNC Greensboro (01/08/20)
	26	Western Carolina vs Mercer (01/11/20)
	26	Wofford at VMI (02/05/20)
Free throw attempts	43	Wofford at VMI (02/05/20)
	36	ETSU vs Delaware State (11/23/19)
	35	Western Carolina vs Mercer (01/11/20)
	35	ETSU at VMI (02/15/20)
	34	Western Carolina at Jacksonville (11/21/19)

Free throw percentage	1.000	(13-13)	Wofford vs William & Mary (11/12/19)
	1.000	(13-13)	The Citadel at Western Carolina (02/22/20)
	1.000	(6-6)	VMI vs Christendom (11/20/19)
	1.000	(6-6)	Wofford at Samford (01/08/20)
	1.000	(5-5)	VMI vs Samford (01/04/20)
	1.000	(4-4)	Chattanooga vs Wofford (01/15/20)
	1.000	(2-2)	Chattanooga at The Citadel (02/19/20)
Rebounds	57		The Citadel vs Carver (12/07/19)
	56		ETSU vs Mars Hill (12/29/19)
	53		The Citadel vs Brevard (11/26/19)
	52		Samford vs Auburn Montgomery (12/03/19)
	50		Western Carolina vs Piedmont (12/28/19)
Assists	30		Furman vs Samford (01/22/20)
	30		Mercer vs Samford (02/19/20)
	29		Chattanooga vs Tennessee Wesleyan (12/08/19)
	28		Chattanooga vs Samford (01/11/20)
	27		Wofford vs North Greenville (12/13/19)
Steals	23		UNC Greensboro vs William Peace (12/28/19)
	20		ETSU vs Milligan (12/15/19)
	18		Samford vs Auburn Montgomery (12/03/19)
	17		VMI vs Goucher (11/26/19)
	17		Mercer vs Milligan (12/28/19)
	17		ETSU vs Mars Hill (12/29/19)
	17		UNC Greensboro vs Mercer (01/01/20)
	17		UNC Greensboro at The Citadel (01/15/20)
Blocked shots	9		UNC Greensboro vs Western Carolina (02/12/20)
	8		UNC Greensboro vs Averett (11/11/19)
	8		The Citadel vs Brevard (11/26/19)
	8		UNC Greensboro vs Kennesaw State (12/04/19)
	7		Samford at Morehead State (11/05/19)
	7		ETSU vs Newberry (11/06/19)
	7		ETSU at UT Martin (11/09/19)
	7		Wofford vs High Point (11/09/19)
	7		UNC Greensboro vs Appalachian State (11/18/19)
	7		ETSU vs Delaware State (11/23/19)
	7		Mercer at Samford (01/18/20)
	7		UNC Greensboro vs Samford (02/09/20)
	7		Samford vs ETSU (02/22/20)
Turnovers	32		The Citadel vs UNC Greensboro (01/15/20)
	26		Samford vs Troy (11/23/19)
	24		Mercer at St. John's (11/06/19)
	24		Mercer at UNC Greensboro (01/01/20)
	24		Samford at UNC Greensboro (02/09/20)
Fouls	28		Mercer at St. John's (11/06/19)
	28		UNC Greensboro vs Kennesaw State (12/04/19)
	28		UNC Greensboro vs ETSU (01/08/20)
	28		VMI vs ETSU (02/15/20)
	27		Furman at Auburn (12/05/19)
	27		VMI vs Wofford (02/05/20)

2019-20 Southern Conference
Conference Individual Highs
Through games of Feb 25, 2020 (All games)

INDIVIDUAL PLAYER GAME HIGHS

Points	40		Jordan Lyons (Furman) at VMI (01/01/20)
	36		Greg Parham (VMI) at The Citadel (02/08/20)
	35		Josh Sharkey (Samford) vs Chattanooga (01/29/20)
	34		Djordje Dimitrijevic (Mercer) at Western Carolina (01/11/20)
	33		Jordan Lyons (Furman) at Alabama (11/19/19)
	33		Jordan Lyons (Furman) at Western Carolina (02/08/20)
Field goals made	14		Josh Sharkey (Samford) vs Chattanooga (01/29/20)
	13		Jeromy Rodriguez (ETSU) at The Citadel (12/04/19)
	13		Isaiah Miller (UNC Greensboro) vs Mercer (01/01/20)
	13		Greg Parham (VMI) at The Citadel (02/08/20)
	12		Isaiah Miller (UNC Greensboro) vs Kennesaw State (12/04/19)
	12		Isaiah Miller (UNC Greensboro) at Radford (12/07/19)
	12		Mike Bothwell (Furman) at Chattanooga (01/08/20)
	12		Isaiah Miller (UNC Greensboro) vs Chattanooga (01/18/20)
	12		Bo Hodges (ETSU) vs Chattanooga (01/25/20)
	12		Carlos Dotson (Western Carolina) at Wofford (02/15/20)
	12		Jeff Gary (Mercer) vs Samford (02/19/20)
Field goal attempts	25		Isaiah Miller (UNC Greensboro) vs Mercer (01/01/20)
	25		Isaiah Miller (UNC Greensboro) at Mercer (02/15/20)
	25		Nathan Hoover (Wofford) at UNC Greensboro (02/19/20)
	24		Josh Sharkey (Samford) at Morehead State (11/05/19)
	24		Josh Sharkey (Samford) vs Chattanooga (01/29/20)
Field goal percentage	1.000	(10-10)	Noah Gurley (Furman) vs Southern Wesleyan (11/15/19)
	.929	(13-14)	Greg Parham (VMI) at The Citadel (02/08/20)
	.917	(11-12)	Chevez Goodwin (Wofford) at The Citadel (01/29/20)
	.909	(10-11)	Carlos Dotson (Western Carolina) vs Chattanooga (12/03/19)
	.909	(10-11)	James Glisson III (Mercer) vs Samford (02/19/20)
3-Pt FG made	10		Jordan Lyons (Furman) at VMI (01/01/20)
	8		Onno Steger (Western Carolina) at The Citadel (01/04/20)
	8		Jeff Gary (Mercer) vs Samford (02/19/20)
	7		Patrick Good (ETSU) at UT Martin (11/09/19)
	7		Deandre Thomas (Samford) vs Troy (11/23/19)
	7		Isaiah Bigelow (Wofford) vs North Greenville (12/13/19)
	7		Onno Steger (Western Carolina) vs Furman (02/08/20)
	7		Matt Ryan (Chattanooga) at The Citadel (02/19/20)
	7		Fletcher Abee (The Citadel) at Western Carolina (02/22/20)
3-Pt FG attempts	16		Jordan Lyons (Furman) at Alabama (11/19/19)
	15		Kaiden Rice (The Citadel) at NC State (12/22/19)
	14		Kaiden Rice (The Citadel) at Longwood (12/19/19)
	14		Fletcher Abee (The Citadel) at Western Carolina (02/22/20)
	13		Angelo Allegri (UNC Greensboro) at Wofford (01/04/20)
	13		Matt Ryan (Chattanooga) at Samford (01/29/20)
	13		Nathan Hoover (Wofford) at UNC Greensboro (02/19/20)
3-Pt percentage	1.000	(6-6)	Greg Parham (VMI) at The Citadel (02/08/20)
	1.000	(5-5)	Stefan Kenic (Chattanooga) vs Samford (01/11/20)
	.875	(7-8)	Isaiah Bigelow (Wofford) vs North Greenville (12/13/19)
	.857	(6-7)	Matt Ryan (Chattanooga) vs Samford (01/11/20)
	.833	(10-12)	Jordan Lyons (Furman) at VMI (01/01/20)
	.833	(5-6)	Clay Mounce (Furman) vs Loyola Chicago (11/08/19)
	.833	(5-6)	Fletcher Abee (The Citadel) vs UNC Asheville (11/09/19)
	.833	(5-6)	David Jean-Baptiste (Chattanooga) vs South Alabama (11/15/19)
	.833	(5-6)	Daivien Williamson (ETSU) at Little Rock (11/30/19)
	.833	(5-6)	Kamdyn Curfman (VMI) at Virginia Tech (12/21/19)
	.833	(5-6)	Matt Halvorsen (Western Carolina) vs Piedmont (12/28/19)
Free throws made	13		Jordan Lyons (Furman) at Alabama (11/19/19)

	13	Kaelon Harris (The Citadel) at Longwood (12/19/19)
	12	Mason Faulkner (Western Carolina) vs Chattanooga (12/03/19)
	12	Djordje Dimitrijevic (Mercer) at Western Carolina (01/11/20)
	11	Mason Faulkner (Western Carolina) at Stetson (11/24/19)
	11	Josh Sharkey (Samford) vs Auburn Montgomery (12/03/19)
	11	Chevez Goodwin (Wofford) at VMI (02/05/20)
	11	Daivien Williamson (ETSU) at VMI (02/15/20)
Free throw attempts	20	Chevez Goodwin (Wofford) at VMI (02/05/20)
	16	Mason Faulkner (Western Carolina) vs Chattanooga (12/03/19)
	15	Noah Gurley (Furman) vs UNC Greensboro (01/11/20)
	15	Carlos Dotson (Western Carolina) at UNC Greensboro (02/12/20)
	14	Kaelon Harris (The Citadel) at Longwood (12/19/19)
	14	Djordje Dimitrijevic (Mercer) at Western Carolina (01/11/20)
Free throw percentage	1.000 (13-13)	Jordan Lyons (Furman) at Alabama (11/19/19)
	1.000 (11-11)	Daivien Williamson (ETSU) at VMI (02/15/20)
	1.000 (10-10)	Nathan Hoover (Wofford) at Western Carolina (01/25/20)
	1.000 (9-9)	Garrett Gilkeson (VMI) vs Western Carolina (01/08/20)
	1.000 (9-9)	Nathan Hoover (Wofford) vs The Citadel (01/11/20)
	1.000 (9-9)	Matt Ryan (Chattanooga) at Samford (01/29/20)
	1.000 (9-9)	Brandon Austin (Samford) vs Furman (02/12/20)
	1.000 (8-8)	Lucas N'Guessan (ETSU) vs Southern Utah (11/24/19)
	1.000 (8-8)	Jalen Dupree (Samford) at Houston Baptist (12/07/19)
	1.000 (8-8)	Jordan Lyons (Furman) at VMI (01/01/20)
	1.000 (8-8)	Eddie Davis III (The Citadel) at VMI (01/18/20)
	1.000 (8-8)	Jalen Dupree (Samford) vs Western Carolina (02/05/20)
	1.000 (8-8)	Matt Ryan (Chattanooga) at Wofford (02/08/20)
	1.000 (8-8)	Stefan Kenic (Chattanooga) vs VMI (02/12/20)
	1.000 (8-8)	Mason Faulkner (Western Carolina) vs VMI (02/19/20)
	1.000 (8-8)	Kamar Robertson (Mercer) at Chattanooga (02/22/20)
Rebounds	20	James Dickey (UNC Greensboro) at Mercer (02/15/20)
	17	Tyler Creammer (VMI) vs UC Davis (11/17/19)
	16	Jeromy Rodriguez (ETSU) at The Citadel (12/04/19)
	16	Ethan Stair (Mercer) at UNCW (12/16/19)
	16	James Dickey (UNC Greensboro) vs Samford (02/09/20)
Assists	15	Josh Sharkey (Samford) at Houston Baptist (12/07/19)
	15	Josh Sharkey (Samford) vs Alabama (12/18/19)
	14	Josh Sharkey (Samford) vs Troy (11/23/19)
	11	Tyson Batiste (The Citadel) at Southeast Missouri (11/19/19)
	10	Josh Sharkey (Samford) vs Kentucky Wesleyan (11/07/19)
	10	Mason Faulkner (Western Carolina) vs North Carolina A&T (11/12/19)
	10	Djordje Dimitrijevic (Mercer) vs Furman (12/20/19)
	10	Mason Faulkner (Western Carolina) at The Citadel (01/04/20)
	10	Josh Sharkey (Samford) at VMI (01/04/20)
	10	Mason Faulkner (Western Carolina) at Furman (01/15/20)
	10	Daivien Williamson (ETSU) at Chattanooga (02/05/20)
	10	Djordje Dimitrijevic (Mercer) vs Samford (02/19/20)
Steals	9	Isaiah Miller (UNC Greensboro) vs Mercer (01/01/20)
	8	Tray Boyd III (ETSU) vs Mars Hill (12/29/19)
	7	Mohammed Abdulsalam (UNC Greensboro) at Georgetown (11/30/19)
	7	Josh Sharkey (Samford) vs Auburn Montgomery (12/03/19)
	6	Keyshaun Langley (UNC Greensboro) vs Averett (11/11/19)
	6	Djordje Dimitrijevic (Mercer) at Georgia Southern (11/19/19)
	6	Tray Boyd III (ETSU) vs Delaware State (11/23/19)
	6	Josh Sharkey (Samford) at South Dakota State (11/27/19)
	6	Josh Sharkey (Samford) at Hawaii (12/15/19)
	6	Isaiah Miller (UNC Greensboro) at Furman (01/11/20)
Blocked shots	5	Mohammed Abdulsalam (UNC Greensboro) vs Western Carolina (02/12/20)
	5	Robert Allen (Samford) vs ETSU (02/22/20)

	4	Chevez Goodwin (Wofford) vs High Point (11/09/19)
	4	James Dickey (UNC Greensboro) vs Appalachian State (11/18/19)
	4	Logan Dye (Samford) vs Manhattan (11/19/19)
	4	Onno Steger (Western Carolina) at Jacksonville (11/21/19)
	4	James Dickey (UNC Greensboro) vs Kennesaw State (12/04/19)
	4	Maciej Bender (Mercer) vs Furman (12/20/19)
	4	James Dickey (UNC Greensboro) vs Northern Kentucky (12/21/19)
	4	Jake Stephens (VMI) at USC Upstate (12/29/19)
	4	Chevez Goodwin (Wofford) vs The Citadel (01/11/20)
	4	Derek Webster Jr. (The Citadel) vs VMI (02/08/20)
	4	Kyrin Galloway (UNC Greensboro) vs Samford (02/09/20)
	4	Maciej Bender (Mercer) vs Samford (02/19/20)
	4	Jake Stephens (VMI) at Western Carolina (02/19/20)
Turnovers	10	Josh Sharkey (Samford) at The Citadel (02/15/20)
	9	Josh Sharkey (Samford) vs UNC Greensboro (01/25/20)
	8	Josh Sharkey (Samford) at South Dakota State (11/27/19)
	8	Josh Sharkey (Samford) at Georgetown (12/21/19)
	8	Josh Sharkey (Samford) vs The Citadel (01/01/20)
	8	Josh Sharkey (Samford) at Furman (01/22/20)

2019-20 Southern Conference
CONFERENCE BASKETBALL STATISTICS
Through games of Feb 25, 2020 (Conference games only)

SCORING OFFENSE	G	W-L	Pts	Avg/G
1. Western Carolina	16	9-7	1236	77.2
2. UNC Greensboro	16	13-3	1225	76.6
3. Chattanooga	16	8-8	1209	75.6
4. Furman	16	13-3	1190	74.4
5. ETSU	16	14-2	1182	73.9
6. Mercer	16	9-7	1154	72.1
7. Wofford	16	8-8	1151	71.9
8. Samford	16	3-13	1117	69.8
VMI	16	3-13	1117	69.8
10. The Citadel	16	0-16	1116	69.8

SCORING DEFENSE	G	Pts	Avg/G
1. ETSU	16	1036	64.8
2. UNC Greensboro	16	1084	67.8
3. Furman	16	1087	67.9
4. Wofford	16	1102	68.9
5. Mercer	16	1126	70.4
6. Chattanooga	16	1146	71.6
7. VMI	16	1203	75.2
8. Western Carolina	16	1239	77.4
9. The Citadel	16	1331	83.2
10. Samford	16	1343	83.9

SCORING MARGIN	G	Offense	Defense	Margin
1. ETSU	16	73.9	64.8	+9.1
2. UNC Greensboro	16	76.6	67.8	+8.8
3. Furman	16	74.4	67.9	+6.4
4. Chattanooga	16	75.6	71.6	+3.9
5. Wofford	16	71.9	68.9	+3.1
6. Mercer	16	72.1	70.4	+1.8
7. Western Carolina	16	77.2	77.4	-0.2
8. VMI	16	69.8	75.2	-5.4
9. The Citadel	16	69.8	83.2	-13.4
10. Samford	16	69.8	83.9	-14.1

FREE THROW PCT	G	FTM	FTA	Pct.
1. Samford	16	252	321	.785
2. Mercer	16	173	231	.749
3. Chattanooga	16	200	269	.743
4. Western Carolina	16	249	344	.724
5. VMI	16	162	227	.714
6. ETSU	16	235	335	.701
7. The Citadel	16	202	295	.685
8. Wofford	16	172	254	.677
9. Furman	16	200	299	.669
10. UNC Greensboro	16	195	303	.644

FIELD GOAL PERCENTAGE	G	FGM	FGA	Pct.
1. Mercer	16	429	904	.475
2. Furman	16	424	898	.472
3. Chattanooga	16	433	922	.470
4. ETSU	16	420	900	.467
5. Western Carolina	16	419	915	.458
6. Wofford	16	420	923	.455
7. UNC Greensboro	16	449	1045	.430
8. The Citadel	16	389	917	.424
9. Samford	16	385	922	.418
10. VMI	16	397	965	.411

FIELD GOAL PCT DEFENSE	G	FGM	FGA	Pct.
1. Mercer	16	397	931	.426
2. Wofford	16	387	903	.429
3. UNC Greensboro	16	373	858	.435
4. Western Carolina	16	441	1004	.439
5. Furman	16	398	905	.440
6. VMI	16	393	892	.441
7. ETSU	16	368	834	.441
8. Chattanooga	16	428	928	.461
9. The Citadel	16	478	1007	.475
10. Samford	16	502	1049	.479

3-POINT FG PCT	G	3FGM	3FGA	Pct.
1. Western Carolina	16	149	407	.366
2. Chattanooga	16	143	398	.359
3. Mercer	16	123	348	.353
4. Furman	16	142	414	.343
5. VMI	16	161	483	.333
6. Samford	16	95	292	.325
7. ETSU	16	107	339	.316
8. UNC Greensboro	16	132	420	.314
9. Wofford	16	139	445	.312
10. The Citadel	16	136	440	.309

3-POINT FG PCT DEFENSE	G	3FGM	3FGA	Pct.
1. Wofford	16	130	430	.302
2. Chattanooga	16	107	353	.303
3. Furman	16	123	394	.312
4. Mercer	16	120	384	.313
5. Western Carolina	16	140	446	.314
6. VMI	16	127	389	.326
7. ETSU	16	106	314	.338
8. UNC Greensboro	16	125	360	.347
9. The Citadel	16	158	431	.367
10. Samford	16	191	485	.394

REBOUNDING OFFENSE	G	Rebounds	Avg/G
1. Western Carolina	16	597	37.3
2. UNC Greensboro	16	594	37.1
3. Mercer	16	570	35.6
4. ETSU	16	558	34.9
VMI	16	558	34.9
6. Samford	16	550	34.4
7. Chattanooga	16	547	34.2
8. Wofford	16	523	32.7
9. Furman	16	500	31.3
10. The Citadel	16	489	30.6

REBOUNDING DEFENSE	G	Rebounds	Avg/G
1. ETSU	16	488	30.5
2. Chattanooga	16	503	31.4
3. Wofford	16	514	32.1
4. Mercer	16	520	32.5
5. Western Carolina	16	531	33.2
6. Furman	16	553	34.6
7. UNC Greensboro	16	572	35.8
8. VMI	16	593	37.1
9. Samford	16	599	37.4
10. The Citadel	16	613	38.3

2019-20 Southern Conference
CONFERENCE BASKETBALL STATISTICS
Through games of Feb 25, 2020 (Conference games only)

REBOUNDING MARGIN	G	Team	Avg.	Opp.	Avg.	Margin
1.	ETSU	16	558	34.9	488	30.5 +4.4
2.	Western Carolina	16	597	37.3	531	33.2 +4.1
3.	Mercer	16	570	35.6	520	32.5 +3.1
4.	Chattanooga	16	547	34.2	503	31.4 +2.7
5.	UNC Greensboro	16	594	37.1	572	35.8 +1.4
6.	Wofford	16	523	32.7	514	32.1 +0.6
7.	VMI	16	558	34.9	593	37.1 -2.2
8.	Samford	16	550	34.4	599	37.4 -3.1
9.	Furman	16	500	31.3	553	34.6 -3.3
10.	The Citadel	16	489	30.6	613	38.3 -7.7

BLOCKED SHOTS	G	No.	Avg/G
1.	UNC Greensboro	16	64 4.0
2.	Samford	16	59 3.7
3.	ETSU	16	49 3.1
	Mercer	16	49 3.1
5.	The Citadel	16	47 2.9
6.	Furman	16	42 2.6
7.	Wofford	16	38 2.4
8.	VMI	16	31 1.9
9.	Western Carolina	16	25 1.6
10.	Chattanooga	16	22 1.4

ASSISTS	G	No.	Avg/G
1.	VMI	16	245 15.3
2.	Furman	16	230 14.4
3.	Chattanooga	16	229 14.3
4.	Mercer	16	228 14.3
5.	Western Carolina	16	226 14.1
6.	The Citadel	16	210 13.1
7.	Wofford	16	208 13.0
8.	ETSU	16	206 12.9
9.	UNC Greensboro	16	193 12.1
10.	Samford	16	161 10.1

STEALS	G	No.	Avg/G
1.	UNC Greensboro	16	159 9.9
2.	ETSU	16	126 7.9
3.	Furman	16	121 7.6
4.	Samford	16	100 6.3
5.	The Citadel	16	93 5.8
6.	Mercer	16	91 5.7
7.	VMI	16	90 5.6
8.	Wofford	16	89 5.6
9.	Chattanooga	16	71 4.4
10.	Western Carolina	16	70 4.4

TURNOVER MARGIN	G	Team	Avg.	Opp.	Avg.	Margin
1.	UNC Greensboro	16	183	11.4	294	18.4 +6.9
2.	ETSU	16	181	11.3	229	14.3 +3.0
	Furman	16	189	11.8	237	14.8 +3.0
4.	Wofford	16	195	12.2	202	12.6 +0.4
5.	VMI	16	202	12.6	196	12.3 -0.4
6.	Chattanooga	16	183	11.4	164	10.3 -1.2
7.	Samford	16	249	15.6	207	12.9 -2.6
8.	The Citadel	16	246	15.4	202	12.6 -2.8
9.	Mercer	16	228	14.3	181	11.3 -2.9
10.	Western Carolina	16	215	13.4	159	9.9 -3.5

ASSIST/TURNOVER RATIO	G	Ast.	Avg.	T/O	Avg.	Ratio
1.	Chattanooga	16	229	14.3	183	11.4 1.3
2.	Furman	16	230	14.4	189	11.8 1.2
3.	VMI	16	245	15.3	202	12.6 1.2
4.	ETSU	16	206	12.9	181	11.3 1.1
5.	Wofford	16	208	13.0	195	12.2 1.1
6.	UNC Greensboro	16	193	12.1	183	11.4 1.1
7.	Western Carolina	16	226	14.1	215	13.4 1.1
8.	Mercer	16	228	14.3	228	14.3 1.0
9.	The Citadel	16	210	13.1	246	15.4 0.9
10.	Samford	16	161	10.1	249	15.6 0.6

OFFENSIVE REBOUNDS	G	No.	Avg/G
1.	UNC Greensboro	16	205 12.8
2.	ETSU	16	175 10.9
3.	VMI	16	164 10.3
4.	Samford	16	159 9.9
5.	Western Carolina	16	151 9.4
6.	Mercer	16	140 8.8
7.	Chattanooga	16	133 8.3
8.	Wofford	16	126 7.9
9.	Furman	16	121 7.6
10.	The Citadel	16	110 6.9

DEFENSIVE REBOUNDS	G	No.	Avg/G
1.	Western Carolina	16	446 27.9
2.	Mercer	16	430 26.9
3.	Chattanooga	16	414 25.9
4.	Wofford	16	397 24.8
5.	VMI	16	394 24.6
6.	Samford	16	391 24.4
7.	UNC Greensboro	16	389 24.3
8.	ETSU	16	383 23.9
9.	Furman	16	379 23.7
	The Citadel	16	379 23.7

DEFENSIVE REB PCT.	G	D-Reb	Opp. OR	D-Reb%
1.	Chattanooga	16	414	118 .778
2.	Wofford	16	397	122 .765
3.	Western Carolina	16	446	142 .759
4.	ETSU	16	383	125 .754
5.	Mercer	16	430	163 .725
6.	UNC Greensboro	16	389	149 .723
7.	VMI	16	394	158 .714
8.	Furman	16	379	152 .714
9.	The Citadel	16	379	167 .694
10.	Samford	16	391	188 .675

OFFENSIVE REB PCT.	G	O-Reb	Opp. DR	O-Reb%
1.	UNC Greensboro	16	205	423 .326
2.	ETSU	16	175	363 .325
3.	Mercer	16	140	357 .282
4.	Western Carolina	16	151	389 .280
5.	Samford	16	159	411 .279
6.	VMI	16	164	435 .274
7.	Chattanooga	16	133	385 .257
8.	Wofford	16	126	392 .243
9.	Furman	16	121	401 .232
10.	The Citadel	16	110	446 .198

2019-20 Southern Conference
CONFERENCE BASKETBALL STATISTICS
Through games of Feb 25, 2020 (Conference games only)

3-POINT FG MADE	G	No.	Avg/G
1. VMI	16	161	10.1
2. Western Carolina	16	149	9.3
3. Chattanooga	16	143	8.9
4. Furman	16	142	8.9
5. Wofford	16	139	8.7
6. The Citadel	16	136	8.5
7. UNC Greensboro	16	132	8.3
8. Mercer	16	123	7.7
9. ETSU	16	107	6.7
10. Samford	16	95	5.9

2019-20 Southern Conference
CONFERENCE BASKETBALL STATISTICS
Through games of Feb 25, 2020 (Conference games only)

Team	Conference	Pct.	PF	PA	Overall	Pct.	PF	PA	Current unbeaten streak
ETSU	14-2	.875	73.9	64.8	14-2	.875	73.9	64.8	ETSU -- 7
UNC Greensboro	13-3	.812	76.6	67.8	13-3	.812	76.6	67.8	UNC Greensboro -- 6
Furman	13-3	.812	74.4	67.9	13-3	.812	74.4	67.9	Mercer -- 2
Western Carolina	9-7	.562	77.2	77.4	9-7	.562	77.2	77.4	Western Carolina -- 1
Mercer	9-7	.562	72.1	70.4	9-7	.562	72.1	70.4	Furman -- 1
Chattanooga	8-8	.500	75.6	71.6	8-8	.500	75.6	71.6	
Wofford	8-8	.500	71.9	68.9	8-8	.500	71.9	68.9	
Samford	3-13	.188	69.8	83.9	3-13	.188	69.8	83.9	
VMI	3-13	.188	69.8	75.2	3-13	.188	69.8	75.2	
The Citadel	0-16	.000	69.8	83.2	0-16	.000	69.8	83.2	

TEAM SUMMARIES	G	PF-PA	Avg score	Margin	FG-FGA	Pct.	3FG-FGA	Pct.	FT-FTA	Pct.	RebF	RebA	Margin
Chattanooga	16	1209-1146	75.6-71.6	+3.9	433-922	.470	143-398	.359	200-269	.743	547	503	+2.7
ETSU	16	1182-1036	73.9-64.8	+9.1	420-900	.467	107-339	.316	235-335	.701	558	488	+4.4
Furman	16	1190-1087	74.4-67.9	+6.4	424-898	.472	142-414	.343	200-299	.669	500	553	-3.3
Mercer	16	1154-1126	72.1-70.4	+1.8	429-904	.475	123-348	.353	173-231	.749	570	520	+3.1
Samford	16	1117-1343	69.8-83.9	-14.1	385-922	.418	95-292	.325	252-321	.785	550	599	-3.1
The Citadel	16	1116-1331	69.8-83.2	-13.4	389-917	.424	136-440	.309	202-295	.685	489	613	-7.7
UNC Greensboro	16	1225-1084	76.6-67.8	+8.8	449-1045	.430	132-420	.314	195-303	.644	594	572	+1.4
VMI	16	1117-1203	69.8-75.2	-5.4	397-965	.411	161-483	.333	162-227	.714	558	593	-2.2
Western Carolina	16	1236-1239	77.2-77.4	-0.2	419-915	.458	149-407	.366	249-344	.724	597	531	+4.1
Wofford	16	1151-1102	71.9-68.9	+3.1	420-923	.455	139-445	.312	172-254	.677	523	514	+0.6

ATTENDANCE	Home	Average	Away	Average	Neutral	Average	Total	Average
Chattanooga	8-22631	2829	8-22124	2766	0-0	0	16-44755	2797
ETSU	8-41490	5186	8-18637	2330	0-0	0	16-60127	3758
Furman	8-21946	2743	8-20714	2589	0-0	0	16-42660	2666
Mercer	8-25015	3127	8-18739	2342	0-0	0	16-43754	2735
Samford	8-4302	538	8-19415	2427	0-0	0	16-23717	1482
The Citadel	8-10017	1252	8-23120	2890	0-0	0	16-33137	2071
UNC Greensboro	8-26841	3355	8-21343	2668	0-0	0	16-48184	3012
VMI	8-13971	1746	8-20715	2589	0-0	0	16-34686	2168
Western Carolina	8-21105	2638	8-14956	1870	0-0	0	16-36061	2254
Wofford	8-17040	2130	8-24595	3074	0-0	0	16-41635	2602
Totals	80-204358	2554	80-204358	2554	0-0	0	160-408716	2554

2019-20 Southern Conference
INDIVIDUAL BASKETBALL STATISTICS
Through games of Feb 25, 2020 (Conference games only)

To be ranked, a player must appear in at least 75.0% of their team's games.

SCORING								REBOUNDING							
	Cl	G	FG	3FG	FT	Pts	Avg/G		Cl	G	Off	Def	Total	Avg/G	
1. Isaiah Miller-UNCG	Jr	16	130	16	46	322	20.1	1. Carlos Dotson-WCU	Sr	15	51	116	167	11.1	
2. Djordje Dimitrijevic-MER	Sr	15	94	41	51	280	18.7	2. James Dickey-UNCG	Sr	16	51	114	165	10.3	
3. Jordan Lyons-FUR	Sr	16	88	46	65	287	17.9	3. Ethan Stair-MER	Sr	16	28	99	127	7.9	
4. Carlos Dotson-WCU	Sr	15	106	0	57	269	17.9	4. Jalen Dupree-SAM	Sr	16	41	78	119	7.4	
5. Mason Faulkner-WCU	Jr	16	85	32	83	285	17.8	5. Robert Allen-SAM	So	16	28	87	115	7.2	
6. Josh Sharkey-SAM	Sr	16	91	24	72	278	17.4	6. Lucas N'Guessan-ETSU	Sr	16	36	75	111	6.9	
7. Nathan Hoover-WOF	Sr	16	92	44	50	278	17.4	7. Chevez Goodwin-WOF	Jr	16	39	68	107	6.7	
8. Matt Ryan-UTC	Sr	16	91	45	47	274	17.1	8. Kaelon Harris-CIT	Sr	15	23	71	94	6.3	
9. Ramon Vila-UTC	Jr	16	99	0	35	233	14.6	9. Maciej Bender-MER	Jr	16	28	69	97	6.1	
10. Robert Allen-SAM	So	16	87	19	38	231	14.4	10. Garrett Gilkeson-VMI	Sr	16	22	73	95	5.9	
11. Chevez Goodwin-WOF	Jr	16	97	0	31	225	14.1	11. Bo Hodges-ETSU	Jr	15	15	74	89	5.9	
12. Onno Steger-WCU	Sr	16	71	45	35	222	13.9	12. Clay Mounce-FUR	Jr	16	26	67	93	5.8	
13. Tray Boyd III-ETSU	Sr	16	73	40	31	217	13.6	13. Mason Faulkner-WCU	Jr	16	13	79	92	5.8	
14. Noah Gurley-FUR	So	16	83	11	39	216	13.5	14. Isaiah Miller-UNCG	Jr	16	31	56	87	5.4	
15. Kaelon Harris-CIT	Sr	15	68	13	53	202	13.5	15. Isaiah Tisdale-ETSU	Sr	16	31	53	84	5.3	
16. David Jean-Baptiste-UTC	Jr	16	78	29	22	207	12.9	16. Ramon Vila-UTC	Jr	16	38	45	83	5.2	
17. Fletcher Abee-CIT	Fr	16	67	44	27	205	12.8	17. Matt Ryan-UTC	Sr	16	9	71	80	5.0	
18. Travis Eeve-VMI	Fr	16	66	33	34	199	12.4	18. Onno Steger-WCU	Sr	16	27	51	78	4.9	
19. Clay Mounce-FUR	Jr	16	74	25	24	197	12.3	19. Noah Gurley-FUR	So	16	18	59	77	4.8	
20. Bo Hodges-ETSU	Jr	15	70	6	36	182	12.1	20. Jalen Slawson-FUR	So	16	26	51	77	4.8	
21. Kaiden Rice-CIT	Jr	16	65	41	23	194	12.1								
22. Ethan Stair-MER	Sr	16	75	21	23	194	12.1								
23. Garrett Gilkeson-VMI	Sr	16	60	27	46	193	12.1								
24. Jeff Gary-MER	Jr	16	69	35	18	191	11.9								
25. Brandon Austin-SAM	Sr	15	53	28	38	172	11.5								
26. Jalen Dupree-SAM	Sr	16	64	3	45	176	11.0								
27. Mike Bothwell-FUR	So	16	62	22	28	174	10.9								
28. Lucas N'Guessan-ETSU	Sr	16	64	2	38	168	10.5								
29. Daivien Williamson-ETSU	So	16	58	14	38	168	10.5								
30. Greg Parham-VMI	Jr	16	66	25	11	168	10.5								

FIELD GOAL PCT						ASSISTS				
	Cl	G	FGM	FGA	Pct.		Cl	G	No.	Avg/G
1. Chevez Goodwin-WOF	Jr	16	97	139	.698	1. Josh Sharkey-SAM	Sr	16	93	5.8
2. Lucas N'Guessan-ETSU	Sr	16	64	97	.660	2. Mason Faulkner-WCU	Jr	16	91	5.7
3. Ramon Vila-UTC	Jr	16	99	157	.631	3. Tyson Batiste-CIT	Sr	16	79	4.9
4. Carlos Dotson-WCU	Sr	15	106	171	.620	4. Storm Murphy-WOF	Jr	16	66	4.1
5. James Dickey-UNCG	Sr	16	59	103	.573	5. Djordje Dimitrijevic-MER	Sr	15	61	4.1
6. Maciej Bender-MER	Jr	16	59	114	.518	6. Greg Parham-VMI	Jr	16	60	3.8
7. Jalen Dupree-SAM	Sr	16	64	124	.516	7. Alex Hunter-FUR	Jr	16	54	3.4
8. Tyson Batiste-CIT	Sr	16	48	93	.516	8. Garrett Gilkeson-VMI	Sr	16	54	3.4
9. Clay Mounce-FUR	Jr	16	74	147	.503	9. Isaiah Tisdale-ETSU	Sr	16	48	3.0
10. Noah Gurley-FUR	So	16	83	165	.503	10. Maurice Commander-UTC	So	15	43	2.9
11. Ethan Stair-MER	Sr	16	75	150	.500	11. David Jean-Baptiste-UTC	Jr	16	45	2.8
12. Mike Bothwell-FUR	So	16	62	124	.500	12. Mike Bothwell-FUR	So	16	41	2.6
13. Isaiah Tisdale-ETSU	Sr	16	54	109	.495	13. Isaiah Miller-UNCG	Jr	16	41	2.6
14. Daivien Williamson-ETSU	So	16	58	119	.487	14. Bo Hodges-ETSU	Jr	15	37	2.5
15. Jordan Lyons-FUR	Sr	16	88	182	.484	15. Ethan Stair-MER	Sr	16	38	2.4
						16. Daivien Williamson-ETSU	So	16	38	2.4

2019-20 Southern Conference
INDIVIDUAL BASKETBALL STATISTICS
Through games of Feb 25, 2020 (Conference games only)

FREE THROW PCT					
	Cl	G	FTM	FTA	Pct.
1. Matt Ryan-UTC	Sr	16	47	49	.959
2. Brandon Austin-SAM	Sr	15	38	41	.927
3. Nathan Hoover-WOF	Sr	16	50	54	.926
4. Djordje Dimitrijevic-MER	Sr	15	51	59	.864
5. Daivien Williamson-ETSU	So	16	38	44	.864
6. Jalen Dupree-SAM	Sr	16	45	53	.849
7. Travis Evey-VMI	Fr	16	34	41	.829
8. Josh Sharkey-SAM	Sr	16	72	90	.800
9. Jordan Lyons-FUR	Sr	16	65	83	.783
10. Onno Steger-WCU	Sr	16	35	45	.778
11. Mason Faulkner-WCU	Jr	16	83	107	.776
12. Garrett Gilkeson-VMI	Sr	16	46	60	.767
13. Kaelon Harris-CIT	Sr	15	53	73	.726
14. Ramon Vila-UTC	Jr	16	35	50	.700
15. Robert Allen-SAM	So	16	38	57	.667
Bo Hodges-ETSU	Jr	15	36	54	.667

STEALS				
	Cl	G	No.	Avg/G
1. Isaiah Miller-UNCG	Jr	16	55	3.4
2. Josh Sharkey-SAM	Sr	16	32	2.0
3. Bo Hodges-ETSU	Jr	15	27	1.8
4. Patrick Good-ETSU	Jr	15	22	1.5
5. Djordje Dimitrijevic-MER	Sr	15	21	1.4
6. Travis Evey-VMI	Fr	16	22	1.4
Mike Bothwell-FUR	So	16	22	1.4
8. Isaiah Tisdale-ETSU	Sr	16	21	1.3
Ethan Stair-MER	Sr	16	21	1.3
10. Malik Massey-UNCG	Sr	16	20	1.3
11. Tre Clark-FUR	Jr	15	18	1.2
12. Alex Hunter-FUR	Jr	16	19	1.2
Fletcher Abee-CIT	Fr	16	19	1.2
Tray Boyd III-ETSU	Sr	16	19	1.2
Keyshaun Langley-UNCG	Fr	16	19	1.2

3-POINT FG PCT					
	Cl	G	3FG	FGA	Pct.
1. Onno Steger-WCU	Sr	16	45	100	.450
2. Travion McCray-WCU	Fr	16	16	39	.410
Stefan Kenic-UTC	Jr	16	16	39	.410
4. Greg Parham-VMI	Jr	16	25	61	.410
5. Jeff Gary-MER	Jr	16	35	87	.402
6. Matt Halvorsen-WCU	Jr	16	40	101	.396
7. Jordan Lyons-FUR	Sr	16	46	117	.393
8. A.J. Caldwell-UTC	So	16	16	41	.390
9. Brandon Austin-SAM	Sr	15	28	73	.384
10. Djordje Dimitrijevic-MER	Sr	15	41	107	.383
11. Josh Sharkey-SAM	Sr	16	24	63	.381
12. Mike Bothwell-FUR	So	16	22	58	.379
13. Matt Ryan-UTC	Sr	16	45	120	.375
14. Fletcher Abee-CIT	Fr	16	44	118	.373
15. David Jean-Baptiste-UTC	Jr	16	29	79	.367

3-POINT FG MADE				
	Cl	G	3FG	Avg/G
1. Jordan Lyons-FUR	Sr	16	46	2.9
2. Matt Ryan-UTC	Sr	16	45	2.8
Onno Steger-WCU	Sr	16	45	2.8
4. Fletcher Abee-CIT	Fr	16	44	2.8
Nathan Hoover-WOF	Sr	16	44	2.8
6. Djordje Dimitrijevic-MER	Sr	15	41	2.7
7. Kaiden Rice-CIT	Jr	16	41	2.6
8. Tray Boyd III-ETSU	Sr	16	40	2.5
Matt Halvorsen-WCU	Jr	16	40	2.5
10. Jeff Gary-MER	Jr	16	35	2.2
11. Travis Evey-VMI	Fr	16	33	2.1
12. Mason Faulkner-WCU	Jr	16	32	2.0
13. Kamdyn Curfman-VMI	Fr	16	30	1.9
14. Brandon Austin-SAM	Sr	15	28	1.9
15. David Jean-Baptiste-UTC	Jr	16	29	1.8
Alex Hunter-FUR	Jr	16	29	1.8

BLOCKED SHOTS				
	Cl	G	No.	Avg/G
1. Robert Allen-SAM	So	16	25	1.6
2. Maciej Bender-MER	Jr	16	24	1.5
3. James Dickey-UNCG	Sr	16	21	1.3
4. Jalen Slawson-FUR	So	16	18	1.1
5. Lucas N'Guessan-ETSU	Sr	16	17	1.1
6. Messiah Jones-WOF	Fr	16	16	1.0
7. Jalen Dupree-SAM	Sr	16	15	0.9
8. Brady Spence-CIT	Fr	12	11	0.9
9. Chevez Goodwin-WOF	Jr	16	14	0.9
10. Derek Webster Jr.-CIT	Jr	15	13	0.9
11. Jake Stephens-VMI	So	16	13	0.8
12. Bo Hodges-ETSU	Jr	15	10	0.7
13. Mohammed Abdulsalam-UNCG	So	16	10	0.6
14. Stephen Clark-CIT	Fr	14	8	0.6
15. Victor Bafutto-MER	So	16	9	0.6

ASSIST/TURNOVER RATIO					
	Cl	G	Ast.	T/O	Ratio
1. Isaiah Tisdale-ETSU	Sr	16	48	18	2.7
2. Alex Hunter-FUR	Jr	16	54	23	2.3
3. Garrett Gilkeson-VMI	Sr	16	54	24	2.3
4. Storm Murphy-WOF	Jr	16	66	35	1.9
5. Greg Parham-VMI	Jr	16	60	33	1.8
6. Mason Faulkner-WCU	Jr	16	91	54	1.7
7. Tyson Batiste-CIT	Sr	16	79	48	1.6
8. Djordje Dimitrijevic-MER	Sr	15	61	39	1.6
9. Josh Sharkey-SAM	Sr	16	93	100	0.9

2019-20 Southern Conference
INDIVIDUAL BASKETBALL STATISTICS
Through games of Feb 25, 2020 (Conference games only)

OFFENSIVE REBOUNDS	Cl	G	No.	Avg/G
1. Carlos Dotson-WCU	Sr	15	51	3.4
2. James Dickey-UNCG	Sr	16	51	3.2
3. Jalen Dupree-SAM	Sr	16	41	2.6
4. Chevez Goodwin-WOF	Jr	16	39	2.4
5. Ramon Vila-UTC	Jr	16	38	2.4
6. Lucas N'Guessan-ETSU	Sr	16	36	2.3
7. Isaiah Miller-UNCG	Jr	16	31	1.9
Isaiah Tisdale-ETSU	Sr	16	31	1.9
9. Messiah Jones-WOF	Fr	16	30	1.9
10. Ethan Stair-MER	Sr	16	28	1.8
Maciej Bender-MER	Jr	16	28	1.8
Robert Allen-SAM	So	16	28	1.8
13. Onno Steger-WCU	Sr	16	27	1.7
14. Kaleb Hunter-UNCG	So	14	23	1.6
15. Jalen Slawson-FUR	So	16	26	1.6
Clay Mounce-FUR	Jr	16	26	1.6

DEFENSIVE REBOUNDS	Cl	G	No.	Avg/G
1. Carlos Dotson-WCU	Sr	15	116	7.7
2. James Dickey-UNCG	Sr	16	114	7.1
3. Ethan Stair-MER	Sr	16	99	6.2
4. Robert Allen-SAM	So	16	87	5.4
5. Mason Faulkner-WCU	Jr	16	79	4.9
6. Bo Hodges-ETSU	Jr	15	74	4.9
7. Jalen Dupree-SAM	Sr	16	78	4.9
8. Kaelon Harris-CIT	Sr	15	71	4.7
9. Lucas N'Guessan-ETSU	Sr	16	75	4.7
10. Garrett Gilkeson-VMI	Sr	16	73	4.6
11. Matt Ryan-UTC	Sr	16	71	4.4
12. Maciej Bender-MER	Jr	16	69	4.3
13. Chevez Goodwin-WOF	Jr	16	68	4.3
14. Clay Mounce-FUR	Jr	16	67	4.2
15. A.J. Caldwell-UTC	So	16	59	3.7
Noah Gurley-FUR	So	16	59	3.7

MINUTES PLAYED	Cl	G	No.	Avg/G
1. Djordje Dimitrijevic-MER	Sr	15	532	35.5
2. Nathan Hoover-WOF	Sr	16	559	34.9
3. Jordan Lyons-FUR	Sr	16	549	34.3
4. Fletcher Abee-CIT	Fr	16	548	34.2
5. Robert Allen-SAM	So	16	541	33.8
Garrett Gilkeson-VMI	Sr	16	541	33.8
7. Mason Faulkner-WCU	Jr	16	535	33.4
8. Ethan Stair-MER	Sr	16	534	33.4
9. Josh Sharkey-SAM	Sr	16	531	33.2
10. Matt Halvorsen-WCU	Jr	16	526	32.9

2019-20 Southern Conference
Conference Team Highs
Through games of Feb 25, 2020 (Conference games only)

TEAM HIGHS (highest totals made by)

Points	106	Mercer vs Samford (02/19/20)
	105	Chattanooga vs Samford (01/11/20)
	101	Furman vs Samford (01/22/20)
	98	Wofford vs UNC Greensboro (01/04/20)
	97	Western Carolina at VMI (01/08/20)
Margin	40 (106-66)	Mercer vs Samford (02/19/20)
	38 (105-67)	Chattanooga vs Samford (01/11/20)
	28 (95-67)	UNC Greensboro vs Samford (02/09/20)
	25 (88-63)	ETSU vs Samford (01/15/20)
	24 (78-54)	Furman at The Citadel (01/25/20)
	24 (80-56)	Wofford vs Samford (02/01/20)
Field goals made	44	Mercer vs Samford (02/19/20)
	40	Chattanooga vs Samford (01/11/20)
	39	Chattanooga at The Citadel (02/19/20)
	38	Furman vs Samford (01/22/20)
	37	UNC Greensboro vs Samford (02/09/20)
Field goal attempts	85	UNC Greensboro vs Samford (02/09/20)
	78	UNC Greensboro at Wofford (01/04/20)
	76	VMI vs Western Carolina (01/08/20)
	74	UNC Greensboro at The Citadel (01/15/20)
	74	VMI vs Mercer (01/25/20)
Field goal percentage	.643 (27-42)	Mercer at ETSU (01/29/20)
	.611 (44-72)	Mercer vs Samford (02/19/20)
	.600 (27-45)	Chattanooga at Wofford (02/08/20)
	.580 (29-50)	Wofford vs Chattanooga (02/08/20)
	.571 (28-49)	Furman at VMI (01/01/20)
3-Pt FG made	17	Chattanooga vs Samford (01/11/20)
	17	Furman vs Samford (01/22/20)
	16	VMI vs Samford (01/04/20)
	15	Western Carolina at The Citadel (01/04/20)
	15	The Citadel at Western Carolina (02/22/20)
3-Pt FG attempts	45	UNC Greensboro at Wofford (01/04/20)
	40	VMI vs UNC Greensboro (02/22/20)
	39	Furman vs Samford (01/22/20)
	39	VMI vs Mercer (01/25/20)
3-Pt percentage	.600 (12-20)	Samford vs ETSU (02/22/20)
	.600 (6-10)	Mercer at UNC Greensboro (01/01/20)
	.563 (9-16)	ETSU vs UNC Greensboro (02/01/20)
	.548 (17-31)	Chattanooga vs Samford (01/11/20)
Free throws made	.542 (13-24)	Furman at VMI (01/01/20)
	31	ETSU at VMI (02/15/20)
	26	ETSU at UNC Greensboro (01/08/20)
	26	Western Carolina vs Mercer (01/11/20)
	26	Wofford at VMI (02/05/20)
Free throw attempts	25	Samford vs Mercer (01/18/20)
	43	Wofford at VMI (02/05/20)
	35	Western Carolina vs Mercer (01/11/20)
	35	ETSU at VMI (02/15/20)
	33	ETSU at UNC Greensboro (01/08/20)
Free throw percentage	33	UNC Greensboro vs Wofford (02/19/20)
	1.000 (13-13)	The Citadel at Western Carolina (02/22/20)
	1.000 (6-6)	Wofford at Samford (01/08/20)

	1.000	(5-5)	VMI vs Samford (01/04/20)
	1.000	(4-4)	Chattanooga vs Wofford (01/15/20)
	1.000	(2-2)	Chattanooga at The Citadel (02/19/20)
Rebounds	49		UNC Greensboro at VMI (02/22/20)
	48		UNC Greensboro vs Samford (02/09/20)
	47		Western Carolina at VMI (01/08/20)
	46		VMI vs The Citadel (01/18/20)
	45		ETSU at The Citadel (12/04/19)
	45		Chattanooga vs The Citadel (01/22/20)
	45		UNC Greensboro at Mercer (02/15/20)
Assists	30		Furman vs Samford (01/22/20)
	30		Mercer vs Samford (02/19/20)
	28		Chattanooga vs Samford (01/11/20)
	26		Chattanooga at Samford (01/29/20)
	23		Furman at Samford (02/12/20)
Steals	17		UNC Greensboro vs Mercer (01/01/20)
	17		UNC Greensboro at The Citadel (01/15/20)
	16		UNC Greensboro at Furman (01/11/20)
	13		ETSU at Furman (01/04/20)
	13		Furman at The Citadel (01/25/20)
	13		UNC Greensboro vs The Citadel (02/05/20)
	13		UNC Greensboro vs Samford (02/09/20)
Blocked shots	9		UNC Greensboro vs Western Carolina (02/12/20)
	7		Mercer at Samford (01/18/20)
	7		UNC Greensboro vs Samford (02/09/20)
	7		Samford vs ETSU (02/22/20)
	6		UNC Greensboro vs VMI (11/24/19)
	6		Mercer vs Furman (12/20/19)
	6		ETSU vs Wofford (01/01/20)
	6		Samford at Chattanooga (01/11/20)
	6		Wofford vs The Citadel (01/11/20)
	6		The Citadel vs Furman (01/25/20)
	6		UNC Greensboro at Samford (01/25/20)
	6		Samford vs UNC Greensboro (01/25/20)
	6		UNC Greensboro vs The Citadel (02/05/20)
	6		Samford at The Citadel (02/15/20)
	6		UNC Greensboro vs Wofford (02/19/20)
Turnovers	32		The Citadel vs UNC Greensboro (01/15/20)
	24		Mercer at UNC Greensboro (01/01/20)
	24		Samford at UNC Greensboro (02/09/20)
	21		Samford at Furman (01/22/20)
	21		The Citadel vs Furman (01/25/20)
	21		The Citadel at UNC Greensboro (02/05/20)
	21		Mercer vs UNC Greensboro (02/15/20)
Fouls	28		UNC Greensboro vs ETSU (01/08/20)
	28		VMI vs ETSU (02/15/20)
	27		VMI vs Wofford (02/05/20)
	25		The Citadel at Samford (01/01/20)
	25		Mercer at Western Carolina (01/11/20)
	25		The Citadel at Wofford (01/11/20)
	25		Mercer vs ETSU (02/08/20)

2019-20 Southern Conference
Conference Individual Highs
Through games of Feb 25, 2020 (Conference games only)

INDIVIDUAL PLAYER GAME HIGHS

Points	40	Jordan Lyons (Furman) at VMI (01/01/20)
	36	Greg Parham (VMI) at The Citadel (02/08/20)
	35	Josh Sharkey (Samford) vs Chattanooga (01/29/20)
	34	Djordje Dimitrijevic (Mercer) at Western Carolina (01/11/20)
	33	Jordan Lyons (Furman) at Western Carolina (02/08/20)
Field goals made	14	Josh Sharkey (Samford) vs Chattanooga (01/29/20)
	13	Jeromy Rodriguez (ETSU) at The Citadel (12/04/19)
	13	Isaiah Miller (UNC Greensboro) vs Mercer (01/01/20)
	13	Greg Parham (VMI) at The Citadel (02/08/20)
	12	Mike Bothwell (Furman) at Chattanooga (01/08/20)
	12	Isaiah Miller (UNC Greensboro) vs Chattanooga (01/18/20)
	12	Bo Hodges (ETSU) vs Chattanooga (01/25/20)
	12	Carlos Dotson (Western Carolina) at Wofford (02/15/20)
	12	Jeff Gary (Mercer) vs Samford (02/19/20)
Field goal attempts	25	Isaiah Miller (UNC Greensboro) vs Mercer (01/01/20)
	25	Isaiah Miller (UNC Greensboro) at Mercer (02/15/20)
	25	Nathan Hoover (Wofford) at UNC Greensboro (02/19/20)
	24	Josh Sharkey (Samford) vs Chattanooga (01/29/20)
	23	Isaiah Miller (UNC Greensboro) at Wofford (01/04/20)
	23	Isaiah Miller (UNC Greensboro) vs Chattanooga (01/18/20)
Field goal percentage	.929 (13-14)	Greg Parham (VMI) at The Citadel (02/08/20)
	.917 (11-12)	Chevez Goodwin (Wofford) at The Citadel (01/29/20)
	.909 (10-11)	Carlos Dotson (Western Carolina) vs Chattanooga (12/03/19)
	.909 (10-11)	James Glisson III (Mercer) vs Samford (02/19/20)
	.900 (9-10)	Ramon Vila (Chattanooga) vs VMI (02/12/20)
3-Pt FG made	10	Jordan Lyons (Furman) at VMI (01/01/20)
	8	Onno Steger (Western Carolina) at The Citadel (01/04/20)
	8	Jeff Gary (Mercer) vs Samford (02/19/20)
	7	Onno Steger (Western Carolina) vs Furman (02/08/20)
	7	Matt Ryan (Chattanooga) at The Citadel (02/19/20)
	7	Fletcher Abee (The Citadel) at Western Carolina (02/22/20)
3-Pt FG attempts	14	Fletcher Abee (The Citadel) at Western Carolina (02/22/20)
	13	Angelo Allegri (UNC Greensboro) at Wofford (01/04/20)
	13	Matt Ryan (Chattanooga) at Samford (01/29/20)
	13	Nathan Hoover (Wofford) at UNC Greensboro (02/19/20)
	12	Jordan Lyons (Furman) at VMI (01/01/20)
	12	Onno Steger (Western Carolina) at The Citadel (01/04/20)
	12	Jordan Lyons (Furman) vs Samford (01/22/20)
	12	Fletcher Abee (The Citadel) vs Furman (01/25/20)
	12	Onno Steger (Western Carolina) vs Furman (02/08/20)
	12	Matt Ryan (Chattanooga) at The Citadel (02/19/20)
3-Pt percentage	1.000 (6-6)	Greg Parham (VMI) at The Citadel (02/08/20)
	1.000 (5-5)	Stefan Kenic (Chattanooga) vs Samford (01/11/20)
	.857 (6-7)	Matt Ryan (Chattanooga) vs Samford (01/11/20)
	.833 (10-12)	Jordan Lyons (Furman) at VMI (01/01/20)
	.800 (8-10)	Jeff Gary (Mercer) vs Samford (02/19/20)
Free throws made	12	Mason Faulkner (Western Carolina) vs Chattanooga (12/03/19)
	12	Djordje Dimitrijevic (Mercer) at Western Carolina (01/11/20)
	11	Chevez Goodwin (Wofford) at VMI (02/05/20)
	11	Daivien Williamson (ETSU) at VMI (02/15/20)
	10	Mason Faulkner (Western Carolina) vs Mercer (01/11/20)
	10	Nathan Hoover (Wofford) at Western Carolina (01/25/20)
	10	Carlos Dotson (Western Carolina) at UNC Greensboro (02/12/20)
	10	Matt Ryan (Chattanooga) at Furman (02/15/20)
Free throw attempts	20	Chevez Goodwin (Wofford) at VMI (02/05/20)

		16	Mason Faulkner (Western Carolina) vs Chattanooga (12/03/19)
		15	Noah Gurley (Furman) vs UNC Greensboro (01/11/20)
		15	Carlos Dotson (Western Carolina) at UNC Greensboro (02/12/20)
		14	Djordje Dimitrijevic (Mercer) at Western Carolina (01/11/20)
Free throw percentage	1.000	(11-11)	Daivien Williamson (ETSU) at VMI (02/15/20)
	1.000	(10-10)	Nathan Hoover (Wofford) at Western Carolina (01/25/20)
	1.000	(9-9)	Garrett Gilkeson (VMI) vs Western Carolina (01/08/20)
	1.000	(9-9)	Nathan Hoover (Wofford) vs The Citadel (01/11/20)
	1.000	(9-9)	Matt Ryan (Chattanooga) at Samford (01/29/20)
	1.000	(9-9)	Brandon Austin (Samford) vs Furman (02/12/20)
	1.000	(8-8)	Jordan Lyons (Furman) at VMI (01/01/20)
	1.000	(8-8)	Eddie Davis III (The Citadel) at VMI (01/18/20)
	1.000	(8-8)	Jalen Dupree (Samford) vs Western Carolina (02/05/20)
	1.000	(8-8)	Matt Ryan (Chattanooga) at Wofford (02/08/20)
	1.000	(8-8)	Stefan Kenic (Chattanooga) vs VMI (02/12/20)
	1.000	(8-8)	Mason Faulkner (Western Carolina) vs VMI (02/19/20)
	1.000	(8-8)	Kamar Robertson (Mercer) at Chattanooga (02/22/20)
Rebounds		20	James Dickey (UNC Greensboro) at Mercer (02/15/20)
		16	Jeromy Rodriguez (ETSU) at The Citadel (12/04/19)
		16	James Dickey (UNC Greensboro) vs Samford (02/09/20)
		15	Ethan Stair (Mercer) at ETSU (01/29/20)
		15	Lucas N'Guessan (ETSU) at Samford (02/22/20)
Assists		10	Djordje Dimitrijevic (Mercer) vs Furman (12/20/19)
		10	Mason Faulkner (Western Carolina) at The Citadel (01/04/20)
		10	Josh Sharkey (Samford) at VMI (01/04/20)
		10	Mason Faulkner (Western Carolina) at Furman (01/15/20)
		10	Daivien Williamson (ETSU) at Chattanooga (02/05/20)
		10	Djordje Dimitrijevic (Mercer) vs Samford (02/19/20)
Steals		9	Isaiah Miller (UNC Greensboro) vs Mercer (01/01/20)
		6	Isaiah Miller (UNC Greensboro) at Furman (01/11/20)
		5	Sean Conway (VMI) vs Furman (01/01/20)
		5	Josh Sharkey (Samford) at Chattanooga (01/11/20)
		5	Bo Hodges (ETSU) vs Chattanooga (01/25/20)
Blocked shots		5	Mohammed Abdulsalam (UNC Greensboro) vs Western Carolina (02/12/20)
		5	Robert Allen (Samford) vs ETSU (02/22/20)
		4	Maciej Bender (Mercer) vs Furman (12/20/19)
		4	Chevez Goodwin (Wofford) vs The Citadel (01/11/20)
		4	Derek Webster Jr. (The Citadel) vs VMI (02/08/20)
		4	Kyrin Galloway (UNC Greensboro) vs Samford (02/09/20)
		4	Maciej Bender (Mercer) vs Samford (02/19/20)
		4	Jake Stephens (VMI) at Western Carolina (02/19/20)
Turnovers		10	Josh Sharkey (Samford) at The Citadel (02/15/20)
		9	Josh Sharkey (Samford) vs UNC Greensboro (01/25/20)
		8	Josh Sharkey (Samford) vs The Citadel (01/01/20)
		8	Josh Sharkey (Samford) at Furman (01/22/20)
		7	Mason Faulkner (Western Carolina) at VMI (01/08/20)
		7	Tyson Batiste (The Citadel) vs UNC Greensboro (01/15/20)
		7	Josh Sharkey (Samford) at ETSU (01/15/20)
		7	Josh Sharkey (Samford) at Wofford (02/01/20)
		7	Robert Allen (Samford) at UNC Greensboro (02/09/20)
		7	Josh Sharkey (Samford) at UNC Greensboro (02/09/20)
		7	Josh Sharkey (Samford) vs Furman (02/12/20)