

ETSU - FURMAN - MERCER - UNCG - SAMFORD - CHATTANOOGA - WESTERN CAROLINA - WOFFORD

# 2022-23

S O U T H E R N C O N F E R E N C E



# WOMEN'S BASKETBALL

M E D I A   G U I D E

#SOCONHOOPS | SOCONSPORTS.COM



# 2021-22 SOCON SUPERLATIVES



**Tierra Hodges, Furman**  
SoCon Player of the Year



**Susie Gardner, Mercer**  
SoCon Coach of the Year



**Shannon Titus, Mercer**  
SoCon Defensive Player of the Year



**Erin Houpt, Mercer**  
SoCon Freshman of the Year

#SoConHoops



## 2022-23 Southern Conference Women's Basketball Media Guide

### On the Inside

<b>2022-23 composite schedule</b> .....	2-3
<b>2023 postseason tournaments</b> .....	4
<b>2023 Southern Conference Championship</b> .....	5
<b>Southern Conference</b>	
History .....	6-10
SoCon Principles .....	11
Hall of Fame .....	12-13
Commissioner Jim Schaus .....	14
Staff .....	15
Media Services .....	16
<b>Teams</b>	
ETSU .....	18-19
Furman .....	20-21
Mercer .....	22-23
UNCG .....	24-25
Samford .....	26-27
Chattanooga .....	28-29
Western Carolina .....	30-31
Wofford .....	32-33
<b>Home courts</b> .....	34-35
<b>2021-22 year-in-review</b>	
Year-in-review .....	36-37
Individual stats .....	38
Team stats .....	39
Individual game highs .....	40
Team game highs .....	41
<b>All-time records and honors</b>	
Individual records .....	42-47
Team records .....	48-52
Coaching records .....	53
Yearly statistical leaders .....	54-57
Yearly awards .....	58-59
All-conference teams .....	60-62
All-freshman teams .....	63
Players of the Week .....	64-66
Freshmen of the Week .....	66
Players of the Month .....	66
SoCon in the postseason .....	67-68
Postseason history by school .....	69
SoCon champions .....	70
Year-by-year standings .....	70-72
SoCon tournament results .....	73-77
SoCon all-tournament teams .....	78-79
SoCon tournament records .....	80

### The Southern Conference

702 N. Pine Street  
Spartanburg, SC 29303

Phone: ..... 864-591-5100  
Fax: ..... 864-591-3448  
Website: ..... SoConSports.com

### Conference staff

**Jim Schaus** ..... Commissioner  
**Geoff Cabe** ..... Senior Associate Commissioner  
**Terri Brne** ..... Associate Commissioner  
**Doug King** ..... Associate Commissioner for Compliance  
**Jason Yaman** ..... Associate Commissioner  
**Sean Diminick** ..... Associate Commissioner for Championships  
**Phil Perry** ..... Associate Commissioner for Media Relations  
**Paul Lollis** ..... Associate Commissioner for Video Productions  
**Kiersten Foust** ..... Director of Creative Services  
**Ralan Wardlaw** ..... Assistant Director of Media Relations  
**TBA** ..... Director of Conference Operations  
**Juan Soto** ..... Championships Assistant  
**Lanie Angel** ..... Media Relations Assistant  
**Lisa Mattingly** ..... Coordinator of Officials



### Credits

**Editor:** Ralan Wardlaw  
**Design:** Phil Perry  
**Cover:** Kiersten Foust  
**Editorial assistance:** SoCon basketball SIDs



# COMPOSITE SCHEDULE

## Monday, Nov. 7

Bluefield (Va.) at Western Carolina .....TBA  
 Young Harris at Chattanooga .....TBA  
 Troy at Samford ..... Noon  
 Wofford at Youngstown State ..... 7 p.m.  
 Middle Tennessee at Mercer ..... 7 p.m.  
 Guilford College at UNCG ..... 7:30 p.m.  
 ETSU at South Carolina ..... 8:30 p.m.

## Tuesday, Nov. 8

Erskine at Furman .....TBA

## Wednesday, Nov. 9

Chattanooga at Belmont .....TBA

## Thursday, Nov. 10

Winthrop at Western Carolina .....TBA  
 Samford at Vanderbilt .....TBA  
 Mercer at Central Florida ..... 6 p.m.  
 Wofford at Clemson ..... 7 p.m.

## Friday, Nov. 11

Furman at Presbyterian .....TBA  
 ETSU at St. Bonaventure ..... 7 p.m.

## Saturday, Nov. 12

Mercer at Bethune-Cookman .....TBA  
 Austin Peay at Chattanooga .....TBA  
 UNCG at Gardner-Webb ..... 2 p.m.

## Sunday, Nov. 13

Western Carolina at LSU .....TBA  
 ETSU at Lafayette ..... Noon

## Monday, Nov. 14

Samford at Tennessee Tech ..... 6 p.m.

## Tuesday, Nov. 15

Western Carolina at Presbyterian .....TBA  
 Gardner-Webb at Furman .....TBA

## Wednesday, Nov. 16

Tennessee State at Chattanooga .....TBA  
 Radford at UNCG ..... 11 a.m.  
 Coastal Carolina at Wofford ..... 7 p.m.

## Thursday, Nov. 17

Samford at Alabama A&M .....TBA  
 Mercer at Wake Forest .....TBA  
 Jacksonville State at ETSU ..... Noon

## Friday, Nov. 18

Western Carolina at USC Upstate .....TBA

## Saturday, Nov. 19

Furman at Stetson .....TBA  
 Chattanooga at Murray State .....TBA  
 UNCG at Elon ..... 2 p.m.  
 Wofford at High Point ..... 7 p.m.

## Sunday, Nov. 20

Georgia Southwestern at Mercer .....TBA  
 Morehead State at ETSU ..... 2 p.m.  
 Miles at Samford ..... 5 p.m.

## Monday, Nov. 21

Furman at Florida .....TBA  
 Kennesaw State at Chattanooga .....TBA

## Tuesday, Nov. 22

Talladega at Samford ..... 6 p.m.  
 Wofford at UNC Wilmington ..... 7 p.m.

## Wednesday, Nov. 23

Chattanooga at UNC Asheville .....TBA  
 Western Carolina at Charleston So. .... 11 a.m.  
 USC Upstate at UNCG ..... 5 p.m.

## Friday, Nov. 25

ETSU vs. George Washington ..... 4:30 p.m.  
 (UNLV Thanksgiving MTE, Las Vegas, Nev.)  
 Mercer vs. Colorado State ..... 5:30 p.m.  
 (Las Vegas Invitational)

## Saturday, Nov. 26

ETSU vs. TBD .....TBA  
 (UNLV Thanksgiving MTE, Las Vegas, Nev.)  
 Charleston Southern at Furman ..... TBA  
 King (Tenn.) at Chattanooga .....TBA  
 Samford at UCF ..... 11 a.m.  
 (UCF Thanksgiving Classic, Orlando, Fla.)  
 Mercer vs. Texas Tech ..... 5 p.m.  
 (Las Vegas Invitational)

## Sunday, Nov. 27

ETSU vs. TBD .....TBA  
 (UNLV Thanksgiving MTE, Las Vegas, Nev.)  
 Samford vs. Rhode Island ..... 11 a.m.  
 (UCF Thanksgiving Classic, Orlando, Fla.)  
 UNCG at Winthrop ..... 2 p.m.

## Monday, Nov. 28

Western Carolina at UNC Asheville .....TBA  
 Pfeiffer at Furman .....TBA  
 Southern Wesleyan (S.C.) at Wofford ... 7 p.m.

## Wednesday, Nov. 30

Chattanooga at Georgia State .....TBA  
 Davidson at Wofford ..... 11 a.m.  
 Samford at Jacksonville State ..... 6 p.m.  
 Presbyterian at UNCG ..... 7 p.m.  
 Alabama at Mercer ..... 7 p.m.

## Thursday, Dec. 1

Furman at Georgia .....TBA  
 Queens at Western Carolina .....TBA  
 Vanderbilt at ETSU ..... 7 p.m.

## Saturday, Dec. 3

Chattanooga at Alabama .....TBA  
 UAB at Western Carolina .....TBA  
 App State at Wofford ..... 2 p.m.  
 Southern Miss at Samford ..... 2 p.m.

## Sunday, Dec. 4

Brevard at Furman .....TBA  
 UNCG at Kentucky ..... 1 p.m.  
 Virginia Univ. of Lynchburg at ETSU ..... 2 p.m.  
 South Alabama at Mercer ..... 2 p.m.

## Tuesday, Dec. 6

Emory & Henry at Wofford .....TBA  
 Chattanooga at Tennessee .....TBA  
 Campbell at Western Carolina .....TBA

## Wednesday, Dec. 7

Mercer at Georgia .....TBA  
 Furman at UNC Asheville .....TBA  
 Samford at Alabama State .....TBA

## Thursday, Dec. 8

Davidson at UNCG ..... 7 p.m.

## Saturday, Dec. 10

Mercer at Troy .....TBA  
 Western Carolina at Clemson ..... 2 p.m.  
 Samford at Nebraska ..... 6 p.m.

## Sunday, Dec. 11

Montreat (N.C.) at Western Carolina .....TBA  
 Furman at Coastal Carolina .....TBA  
 Wofford at North Carolina ..... 1 p.m.  
 Bowling Green at ETSU ..... 2 p.m.

## Monday, Dec. 12

UNCG at South Carolina State ..... 2 p.m.

## Wednesday, Dec. 14

ETSU at Charleston Southern ..... 6 p.m.

## Thursday, Dec. 15

Kennesaw State at Furman .....TBA  
 Chattanooga at North Alabama .....TBA  
 UNCG at Stetson ..... 11 a.m.

## Saturday, Dec. 17

Wofford at Bellarmine ..... 1 p.m.  
 ETSU at UNC Asheville ..... 2 p.m.

## Sunday, Dec. 18

Radford at Furman .....TBA  
 Chattanooga at Ohio .....TBA  
 Samford at Auburn ..... Noon  
 UNCG at Florida ..... 2 p.m.

## Monday, Dec. 19

N.C. Central at Western Carolina .....TBA  
 Mercer at Kennesaw State .....TBA  
 Wofford at UNC Asheville ..... 5 p.m.

## Tuesday, Dec. 20

Longwood at ETSU ..... 7 p.m.

## Wednesday, Dec. 21

Furman at Georgia Tech .....TBA  
 Chattanooga at Marshall .....TBA  
 UNC Wilmington at Western Carolina .....TBA  
 Northern Colorado at Samford ..... 1 p.m.  
 Virginia Univ. of Lynchburg at UNCG ... 2 p.m.  
 Florida Gulf Coast at Mercer ..... 5 p.m.

## Thursday, Dec. 22

ETSU vs. Mount St. Mary's (Md.) ..... 7:30 p.m.

#SoConHoops

# COMPOSITE SCHEDULE



## **Tuesday, Dec. 27**

Wofford at Tennessee..... 6:30 p.m.

## **Thursday, Dec. 29**

Jacksonville State at Chattanooga .....TBA  
Mercer at Florida Gulf Coast..... 7 p.m.

## **Friday, Dec. 30**

So. Wesleyan at Western Carolina.....TBA  
Birmingham-Southern at Samford..... 6 p.m.  
Lenoir-Rhyne at UNCG ..... 7 p.m.

## **Saturday, Dec. 31**

Erskine at Wofford.....11 a.m.  
Converse at ETSU ..... 2 p.m.

## **Sunday, Jan. 1**

South Carolina State at Furman.....TBA  
Anderson (S.C.) at Mercer..... 2 p.m.

## **Thursday, Jan. 5**

Chattanooga at ETSU\* .....TBA  
Furman at Wofford\* ..... 6 p.m.  
Western Carolina at Samford\* ..... 7 p.m.  
UNCG at Mercer\* ..... 7 p.m.

## **Saturday, Jan. 7**

Western Carolina at Mercer\* ..... 2 p.m.  
UNCG at Samford\* ..... 3 p.m.

## **Thursday, Jan. 12**

Samford at Chattanooga\* .....TBA  
Wofford at Western Carolina\* .....TBA  
Mercer at ETSU\* .....TBA  
Furman at UNCG\* ..... 7 p.m.

## **Saturday, Jan. 14**

Furman at Western Carolina\* .....TBA  
Mercer at Chattanooga\* .....TBA  
Samford at ETSU\* .....TBA  
Wofford at UNCG\* ..... 4 p.m.

## **Thursday, Jan. 19**

ETSU at Furman\* .....TBA  
Chattanooga at Wofford\* ..... 6 p.m.  
UNCG at Western Carolina\* ..... 7 p.m.

## **Saturday, Jan. 21**

Chattanooga at Furman\* .....TBA  
Samford at Mercer\* ..... 2 p.m.  
ETSU at Wofford\* ..... 2 p.m.

## **Thursday, Jan. 26**

Western Carolina at ETSU\* .....TBA  
Furman at Samford\* ..... 7 p.m.  
Wofford at Mercer\* ..... 7 p.m.  
UNCG at Chattanooga\* ..... 7 p.m.

## **Saturday, Jan. 28**

Western Carolina at Chattanooga\* .....TBA  
Furman at Mercer\* ..... 2 p.m.  
UNCG at ETSU\* ..... 2 p.m.  
Wofford at Samford\* ..... 3 p.m.

## **Thursday, Feb. 2**

Mercer at Western Carolina\* .....TBA  
Samford at UNCG\* ..... 7 p.m.

## **Saturday, Feb. 4**

Wofford at Furman\* .....TBA  
Samford at Western Carolina\* .....TBA  
ETSU at Chattanooga\* .....TBA  
Mercer at UNCG\* ..... 4 p.m.

## **Thursday, Feb. 9**

Western Carolina at Furman\* .....TBA  
ETSU at Samford\* ..... 7 p.m.  
Chattanooga at Mercer\* ..... 7 p.m.  
UNCG at Wofford\* ..... 7 p.m.

## **Saturday, Feb. 11**

UNCG at Furman\* .....11 a.m.  
Western Carolina at Wofford\* ..... 2 p.m.  
ETSU at Mercer\* ..... 2 p.m.  
Chattanooga at Samford\* ..... 5 p.m.

## **Thursday, Feb. 16**

Wofford at ETSU\* .....TBA  
Furman at Chattanooga\* .....TBA

## **Saturday, Feb. 18**

Furman at ETSU\* .....TBA  
Wofford at Chattanooga\* .....TBA  
Mercer at Samford\* ..... 3 p.m.  
Western Carolina at UNCG\* ..... 4 p.m.

## **Thursday, Feb. 23**

Chattanooga at Western Carolina\* .....TBA  
Mercer at Furman\* .....TBA  
Samford at Wofford\* ..... 7 p.m.  
ETSU at UNCG\* ..... 7 p.m.

## **Saturday, Feb. 25**

ETSU at Western Carolina\* .....TBA  
Samford at Furman\* .....TBA  
Mercer at Wofford\* ..... 2 p.m.  
Chattanooga at UNCG\* ..... 4 p.m.

## **Ingles SoCon Championship** **Harrah's Cherokee Center – Asheville**

## **Thursday, March 23**

No. 1 seed vs. No. 8 seed ..... 11 a.m.  
No. 4 seed vs. No. 5 seed ..... 1:15 p.m.  
No. 2 seed vs. No. 7 seed ..... 3:30 p.m.  
No. 3 seed vs. No. 6 seed ..... 5:45 p.m.

## **Friday, March 3**

Winner Game 1 vs. Winner Game 2..... 11 a.m.  
Winner Game 3 vs. Winner Game 4.. 1:15 p.m.

## **Sunday, March 5**

Winner Game 5 vs. Winner Game 6.... 12 p.m.

\* Southern Conference game  
ALL TIMES EASTERN



# POSTSEASON TOURNAMENTS

## 2023 INGLES SOUTHERN CONFERENCE WOMEN'S BASKETBALL CHAMPIONSHIP

The Southern Conference returns to Asheville, N.C., for the 2023 Southern Conference Championship, which will be contested March 2-5. Each round will be played at the 6,300-seat ExploreAsheville.com Arena at the Harrah's Cherokee Center – Asheville, with each game appearing live on ESPN+. Asheville first hosted the women's tournament in 1995 and the tournament returned there in 2012 after a 17-year absence.

Tickets for the tournament are available by contacting any member institution ticket office.



Mercer head coach Susie Gardner cutting down the nets.

### 2023 SoCon Championship Schedule

#### Quarterfinals

**March 2 (Thursday)**

**Harrah's Cherokee Center – Asheville**

Game 1: No. 1 seed vs. No. 8 seed, 11 a.m.^

Game 2: No. 4 seed vs. No. 5 seed, 1:15 p.m.\*

Game 3: No. 2 seed vs. No. 7 seed, 3:30 p.m.\*

Game 4: No. 3 seed vs. No. 6 seed, 5:45 p.m.\*

#### Semifinals

**March 3 (Friday)**

**Harrah's Cherokee Center – Asheville**

Game 5: Game 1 winner vs. Game 2 winner, 11 a.m.^

Game 6: Game 3 winner vs. Game 4 winner, 1:15 p.m.

#### Championship

**March 5 (Sunday)**

**Harrah's Cherokee Center – Asheville**

Game 7: Game 5 winner vs. Game 6 winner, 12 p.m.

^ Tip-off as part of Education Day program

\* Denotes approximate game time. The first game on March 3 will have a firm start time. Each game thereafter will start 30 minutes following the conclusion of the preceding game.



The Mercer Bears won the 2022 SoCon championship, the program's fourth in five years.

### 2023 NCAA Women's Basketball Championship

#### First and Second Rounds

**March 17-18/19-20, 2023**

Non-predetermined sites

#### REGIONALS

**March 24-27, 2023**

##### Greenville Regional

Bon Secours Wellness Arena

Greenville, S.C.

Hosts: SoCon/Furman

##### Seattle Regional

Climate Pledge Arena

Seattle, Wash.

Host: Seattle and Seattle Sports Commission

#### WOMEN'S FINAL FOUR

**March 31 & April 2, 2023**

American Airlines Arena

Dallas, Texas



SoCon tournament Most Outstanding Player Amoria Neal-Tysor scored 26 points in the championship game.

### 2023 Women's National Invitation Tournament

#### First Round

**March 14-16, 2023**

Campus sites

#### Second Round

**March 18-20, 2023**

Campus sites

#### Quarterfinals

**March 22-24, 2023**

Campus sites

#### Semifinals

**March 28, 2023**

Las Vegas, Nev.

#### Championship

**March 30, 2023**

Las Vegas, Nev.

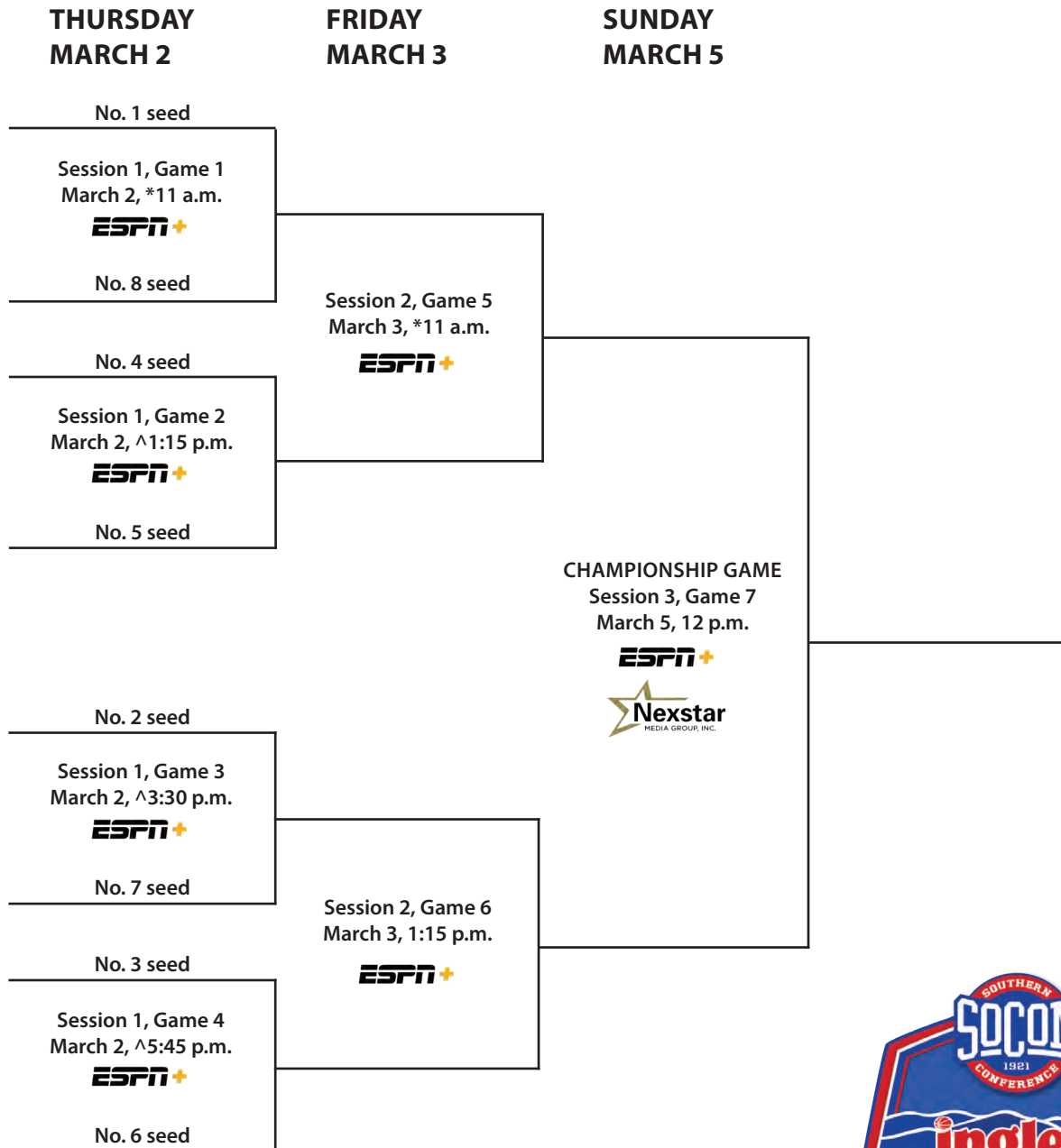
#SoConHoops

# SOCON CHAMPIONSHIP



## 2023 Ingles Southern Conference Women's Basketball Championship

MARCH 2-5 • HARRAH'S CHEROKEE CENTER – ASHEVILLE  
ASHEVILLE, N.C.



\* Tip-off as part of Education Day program on March 2 and March 3.

^ Denotes approximate game time. The first game on March 2 will have a firm start time. Each game thereafter will start 30 minutes following the conclusion of the preceding game, but will not start prior to the listed time.



SoConSPORTS.COM

The Southern Conference, which is in its 102nd year in 2022-23, is a national leader in emphasizing the development of the student-athlete and in helping to build lifelong leaders and role models.

The Southern Conference has been on the forefront of innovation and originality in developing creative solutions to address issues facing intercollegiate athletics. From establishing the first postseason college basketball tournament (1921), to tackling the issue of freshman eligibility (1922), to developing women's championships (1984), to becoming the first conference to install the 3-point goal in basketball (1980), the Southern Conference has been a pioneer.

The Southern Conference is the nation's fifth-oldest NCAA Division I collegiate athletic association. Only the Big Ten (1896), the Missouri Valley (1907), the Pac-12 (1915) and the Southwestern Athletic (1920) conferences are older in terms of origination.

Academic excellence has been a major part of the Southern Conference's tradition. Hundreds of Southern Conference student-athletes have been recognized on CoSIDA Academic All-America and all-district teams. A total of 20 Rhodes Scholarship winners have been selected from conference institutions, most recently in 2012-13, when former Wofford volleyball player Rachel Woodlee earned the prestigious award.

The conference currently consists of 10 members in six states throughout the Southeast and sponsors 20 varsity sports and championships that produce participants for NCAA Division I Championships.

The Southern Conference offices are located in the historic Beaumont Mill in Spartanburg, South Carolina. A textile mill that was in operation from 1880 until 1999, Beaumont Mill was renovated in 2004 and today offers the league first-class meeting areas and offices as well as a spacious library for storage of the conference's historical documents.

### Membership history

On Feb. 25, 1921, representatives from 14 of the Southern Intercollegiate Athletic Association's (SIAA) 30 members met at Atlanta's Piedmont Hotel to establish the Southern Intercollegiate Conference. On hand at the inaugural meeting were officials from Alabama, Alabama Polytechnic Institute (Auburn), Clemson, Georgia, Georgia School of Technology (Georgia Tech), Kentucky, Maryland, Mississippi A&M (Mississippi State), North Carolina, North Carolina State, Tennessee, Virginia, Virginia Polytechnic Institute (Virginia Tech) and Washington & Lee.

Dr. S.V. Sanford of Georgia was chosen as acting chairman and N.W. Dougherty of Tennessee was named secretary. The decision to form a new athletic conference was motivated by the desire to have a workable number of conference games for each league member. With 30 schools in the SIAA by the early 1920s, it was impossible to play every school at least once during the regular season and many schools went several years between playing some conference members. In addition, in 1920, the SIAA voted down proposed rules that an athlete must be in a college a year before playing on its teams and refused to abolish a rule permitting athletes to play summer baseball for money.

Play began in the fall of 1921, and a year later, six more schools joined the fledgling league, including Tulane (which had attended the inaugural meeting but had elected not to join), Florida, Louisiana (LSU), Mississippi, South Carolina and Vanderbilt. VMI joined in 1923 and Duke was added in 1929.

By the 1930s, membership in the Southern Conference had reached 23 schools. C.P. "Sally" Miles of Virginia Tech, president of the Southern Conference, called the annual league meeting to order on Dec. 9, 1932, at the Farragut Hotel in Knoxville, Tennessee. There, it announced that 13 institutions west and south of the Appalachian Mountains were reorganizing as the Southeastern

Conference. Members of the new league included Alabama, Alabama Polytechnic Institute, Florida, Georgia, Georgia School of Technology, Kentucky, Louisiana, Mississippi, Mississippi A&M, University of the South, Tennessee, Tulane and Vanderbilt.

According to the minutes of the meeting, Georgia's Dr. Sanford stated that the division was made along geographical lines. Florida's Dr. J.J. Tigert, acting as spokesman for the withdrawing group, regretted the move but believed it was necessary as the Southern Conference had grown too large. The resignations were accepted, and the withdrawing schools formed the new league, which began play in 1933.

The Southern Conference continued with membership of 10 institutions, including Clemson, Duke, Maryland, North Carolina, North Carolina State, South Carolina, Virginia, VMI, Virginia Tech and Washington & Lee.

The second major shift occurred some 20 years later. By 1952, the Southern Conference included 17 colleges and universities. Another split occurred when seven schools – Clemson, Duke, Maryland, North Carolina, North Carolina State, South Carolina and Wake Forest – departed to form the Atlantic Coast Conference, which began play in 1953. The revamped Southern Conference included members The Citadel, Davidson, Furman, George Washington, Richmond, VMI, Virginia Tech, Washington & Lee, West Virginia and William & Mary.

A third major shift occurred in 2012-13, when five members announced their departures and three schools were added. College of Charleston announced its decision to leave for the Colonial Athletic Association following the 2012-13 season, while Appalachian State (Sun Belt), Davidson (Atlantic 10), Elon (Colonial) and Georgia Southern (Sun Belt) announced they would depart following the 2013-14 campaign. At the Southern Conference's 2013 spring meetings in Hilton Head Island, South Carolina, the league officially extended invitations to former members ETSU and VMI, as well as Mercer, to join the league for the 2014-15 academic year.

Today, the league continues to thrive with a membership that includes 10 institutions and a footprint that spans six states: Alabama, Georgia, North Carolina, South Carolina, Tennessee and Virginia. Current league members are The Citadel, ETSU, Furman, Mercer, UNCG, Samford, Chattanooga, VMI, Western Carolina and Wofford.

### Leadership

Jim Schaus began his tenure as the ninth commissioner in league history on July 1, 2019.

Schaus came to the SoCon after an 11-year run as the director of athletics at Ohio University, where he led the Bobcats to unprecedented levels of success in athletics and academics.

In his first year at the Southern Conference, Schaus spearheaded the creation of a new long-term strategic plan for the league and led the effort to partner with JMI Sports to serve as the SoCon's official multimedia rights holder. Schaus also negotiated the SoCon's entry into the Southeastern Conference's officiating consortiums for both men's basketball and football, moves that allow the member conferences to collaborate on all officiating matters related to recruitment, education and training, scheduling and evaluation of officials.

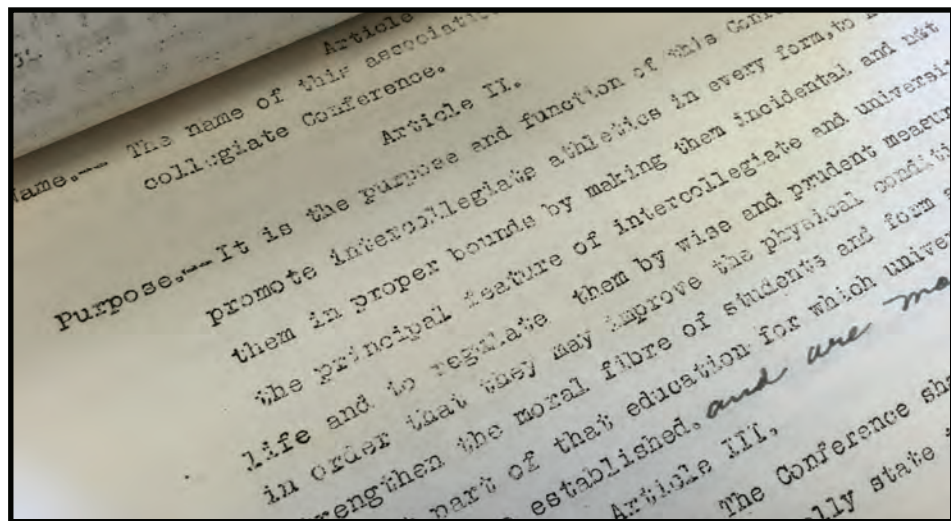
Also aimed at enhancing the league's men's basketball success, Schaus implemented a new right-size scheduling model designed to bolster the top teams' national profiles and put them in position for better seeding and potential at-large bids into the NCAA tournament. In addition, Schaus shepherded the league through its response to the COVID-19 pandemic and ensuing sport season cancellations and cost-cutting measures.

In Schaus's second year, the league began its year-long celebration of its first 100 years. It also successfully navigated the COVID pandemic, with every season playing to completion.

Schaus signed historic television contracts with ESPN and CBS Sports, guaranteeing the most linear national coverage the SoCon has ever had, and signed a contract extension to keep the league's basketball tournaments in Asheville, North Carolina, through 2026.

Schaus has a familial connection to the Southern Conference, as his father, former Los Angeles Lakers coach Fred Schaus, was the men's basketball coach at West Virginia from 1954-60, earning SoCon Coach of the Year honors four times in that six-year span and still ranking in the top 20 in career wins by a league coach.

Schaus replaced former commissioner John Iamarino, who concluded his 13-year tenure at the Southern Conference in the summer of 2019. Throughout his tenure, Iamarino promoted the Southern Conference through an ambitious agenda that included championships, upgraded compliance related matters, launched the conference's Hall of Fame, created the SoCon Academic Exchange and increased the marketing and brand awareness of the conference and its member institutions. He also guided the league through membership changes



The original Southern Conference constitution, drawn up in 1921, is housed in the archives at the league office in Spartanburg, S.C.



# SOUTHERN CONFERENCE HISTORY



The 2014 addition of VMI in Lexington, Va., extended the Southern Conference's reach to six states across the Southeast.

that ensured the Southern Conference's future viability and stability with the additions of ETSU, Mercer and VMI.

Iamarino spearheaded the effort to create the SoCon Digital Network, which was in operation from 2014-20, and the league-wide initiative to have all 10 member institutions producing broadcast-quality content. As the league prepared to celebrate its centennial, Iamarino authored his first book, "A Proud Athletic History: 100 Years of the Southern Conference."

The Southern Conference named its first commissioner in December 1950. Duke's Wallace Wade made the transition from Blue Devil football coach to athletics administration as the first person at the helm of the conference.

Lloyd Jordan replaced Wade as the commissioner in 1960 and served a 14-year term until Ken Germann became the league head in 1974. Germann was the commissioner for 13 years and orchestrated the league's expansion to include women's athletics. In 1987, he was succeeded by Dave Hart, who oversaw the transfer of the league office from Charlotte, North Carolina, to Asheville, North Carolina.

Wright Waters succeeded Hart upon his retirement in 1991. Under Waters' leadership, the Southern Conference expanded to 12 members, added three women's sports and posted record revenue from the basketball tournament. Waters was followed by Alfred B. White in 1998. White, a veteran member of the NCAA office, introduced the current conference logo and elevated the conference's commitment to marketing and development of corporate partners. Danny Morrison, who would go on to be president of the Carolina Panthers, headed the conference from 2001-05 and orchestrated the league's move from Asheville to Spartanburg. Under Morrison's leadership, the conference increased its marketing and promotional efforts.

## Championship history

Men's basketball was the first sport in which the conference held a championship. The league tournament is the nation's oldest, with the inaugural championship held in 1921 at Atlanta's City Auditorium and won by Kentucky. The tournament began Feb. 25, the same day that members of the Southern Intercollegiate Athletic Association met to

discuss forming the new league that would become the Southern Conference. The following year, North Carolina won the first tournament after the formation of the league.

Commissioner Germann spearheaded the Southern Conference's expansion to include women's athletics during the 1983-84 season. That year, league women's championships were held in volleyball, basketball and tennis. Cross country was introduced in 1985, outdoor track and field was added in 1987 and indoor track and field followed in 1988. The conference instituted golf and softball championships in the spring of 1994 and added soccer in the fall of that year.

The Germann Cup, named in honor of the former commissioner, annually recognizes the top women's athletics programs in the conference. From their humble beginnings, women's athletics have become an integral part of the Southern Conference and its success.

The Southern Conference declares champions in 10 men's sports – football, soccer, cross country, basketball, indoor track and field, outdoor track and field, wrestling, baseball, tennis and golf – and nine women's sports – soccer, volleyball, cross country, basketball, indoor track and field, outdoor track and field, tennis, golf and softball. Rifle is a mixed sport.

## Football

The Southern Conference has also excelled as the premier Football Championship Subdivision (FCS) conference. Former Southern Conference member Appalachian State won the three consecutive FCS titles from 2005-07, becoming the first team to do so. The league boasts more than 250 players who have garnered All-America recognition and numerous national player or coach of the year awards. The conference had at least one team in the top 10 of the final FCS poll for 28 consecutive years (1985-2012), with at least two teams finishing in the final poll in every season from 1982-2013. Mercer and VMI entered the FCS national rankings for the first time in program history in 2020-21, with the Keydets winning the league title for the first time since 1977 and making their first-ever appearance in the FCS playoffs. VMI and ETSU finished the season inside the national rankings, with the Bucs doing so for the second time in the last three seasons. ETSU would win its first outright SoCon title in 2021,

## SoCon members

- Alabama (1921-1932)
- Appalachian State (1971-2014)
- Auburn (1921-1932)
- College of Charleston (1998-2013)
- The Citadel (1936-present)**
- Clemson (1921-1953)
- Davidson (1936-1988, 1992-2014)
- Duke (1929-1953)
- East Carolina (1964-1977)
- ETSU (1978-2005, 2014-present)**
- Elon (2003-2014)
- Florida (1922-1932)
- Furman (1936-present)**
- George Washington (1941-1970)
- Georgia (1921-1932)
- Georgia Southern (1991-2014)
- Georgia Tech (1921-1932)
- Kentucky (1921-1932)
- Louisiana State (1922-1932)
- Marshall (1976-1997)
- Maryland (1921-1953)
- Mercer (2014-present)**
- Mississippi (1922-1932)
- Mississippi State (1921-1932)
- North Carolina (1921-1953)
- UNCG (1997-present)**
- NC State (1921-1953)
- Richmond (1936-1976)
- Samford (2008-present)**
- South Carolina (1922-1953)
- Tennessee (1921-1932)
- Chattanooga (1976-present)**
- Tulane (1922-1932)
- University of the South (1924-1932)
- Vanderbilt (1922-1932)
- Virginia (1921-1937)
- VMI (1923-2003, 2014-present)**
- Virginia Tech (1921-1965)
- Wake Forest (1936-1953)
- Washington & Lee (1921-1958)
- West Virginia (1950-1968)
- Western Carolina (1976-present)**
- William & Mary (1936-1977)
- Wofford (1997-present)**

**Bold indicates current SoCon member.**

earning the No. 7 seed in the NCAA Division I Football Championship and finishing inside the top 10 in the national rankings.

The Citadel, Samford, Chattanooga and Wofford each finished in the top 25 in 2016, giving the league four in the final poll for the first time since 2007.

The conference has placed multiple representatives in the FCS Playoffs in 31 of 38 seasons, with 16 championship game appearances and eight national titles. The Southern Conference has had at least one team reach the semifinals in 12 of the last 23 years and in 18 of the last 30 seasons.

In 2007, Appalachian State became the first FCS team to defeat a nationally ranked Football Bowl Subdivision (FBS) team, when the Mountaineers defeated No. 5 Michigan, 34-32, on Sept. 1 before a sellout crowd at Michigan Stadium. Georgia Southern, in its final game as a member of the Southern Conference, downed the SEC's Florida in Gainesville on Nov. 23, 2013. The league picked up two wins over FBS teams in 2015, with Furman downing UCF and The Citadel stunning South Carolina. The Bulldogs added another Power 5 conference win in 2019, taking down Georgia Tech in overtime, 27-24. ETSU opened its 2021 campaign with a 23-3 win at Vanderbilt.

Prior to the conference's reclassification in 1981, Southern Conference football teams appeared in a total of 36 bowl games, posting a record of 16-18-2. From 1925-30, league schools won five football national championships in a six-year span. There are


more than 60 former Southern Conference players and coaches in the College Football Hall of Fame. One of the most recognizable of these names is former North Carolina running back Charlie "Choo Choo" Justice, who helped guide North Carolina to three bowl appearances. He was a first-team All-America selection and the Heisman Trophy runner-up in 1948 and 1949. In 1949, Justice earned first-team all-conference honors for the fourth consecutive season, becoming the first player in league history to achieve that feat. He was a member of the league's inaugural Hall of Fame Class in 2009.

Another of the league's football products that made it to the College Football Hall of Fame is Sam Huff of West Virginia. Huff was a three-year starter on both the offensive and defensive lines for the Mountaineers. In 1955, Huff earned first-team All-America honors on the field and was a first-team Academic All-American for his work in the classroom. He played 12 seasons in the National Football League for the New York Giants and the Washington Redskins. Also a member of the conference's first Hall of Fame class, he was a five-time All-Pro linebacker and is also a member of the Pro Football Hall of Fame.

Former Appalachian State coach Jerry Moore was enshrined in the College Football Hall of Fame in December 2014. The winningest coach in Appalachian State and Southern Conference history, Moore compiled a 215-87 record in his 24 seasons at Appalachian State (1989-2012), including 10 SoCon championships, 18 postseason appearances and an unprecedented three straight NCAA Division I FCS/IAA national titles (2005-07). He was the Eddie Robinson Award winner in 2006.

In 1999, Georgia Southern's Adrian Peterson captured the Walter Payton Award, presented annually to the Football Championship Subdivision's most outstanding offensive player. Peterson, a four-time All-American who finished his career as the NCAA Division I leader in rushing yards with 6,559, was inducted into the College Football Hall of Fame in December 2017.

Furman's Louis Ivory earned the Walter Payton Award in 2000, giving the SoCon consecutive winners, while Georgia Southern's Jayson Foster was presented with the 2007 trophy and Appalachian State quarterback Armani Edwards became the first two-time winner in Payton Award history, claiming the honors in 2008 and 2009 to make it three consecutive years a SoCon player took home the award.



*Former Chattanooga star Terrell Owens entered the Pro Football Hall of Fame in 2018. Owens returned to his alma mater to deliver his induction speech from the Mocs' McKenzie Arena.*

*He was inducted into the SoCon Hall of Fame in 2020.*

Record-breaking quarterback Devlin Hodges of Samford became the Southern Conference's most recent Walter Payton Award winner in 2018, when the senior was also named the FCS ADA Offensive Player of the Year. The consensus All-American, who led the FCS in passing yards and completion percentage that season, wrapped up his career with FCS records for passing yardage (14,584), pass attempts and completions.

The league saw a pair of former players enter the Pro Football Hall of Fame in 2018, as former Chattanooga standout Terrell Owens and Marshall star Randy Moss, who enjoyed a record-breaking freshman year in the SoCon, earned the nod.

Appalachian State's Dexter Coakley was a three-time all-conference selection and consensus All-American in 1994, '95 and '96 before going on to stardom with the Dallas Cowboys. Coakley won a pair of Buck Buchanan Awards, given to Football Championship

Subdivision's top defensive player each year.

In 2020-21, VMI coach Scott Wachenheim became the Southern Conference's fifth winner of the Eddie Robinson Award, joining The Citadel's Charlie Taaffe (1992), Georgia Southern's Paul Johnson (1998), Wofford's Mike Ayers (2003) and App State's Moore (2006).

Western Carolina's David Patten and Appalachian State's Matt Stevens were both members of the New England Patriots' Super Bowl champion team in 2002 and Patten also earned Super Bowl rings with the Patriots in 2004 and '05. Appalachian State's Daniel Kilgore appeared in Super Bowl XLVII for the San Francisco 49ers in 2013 and was a member of the Kansas City Chiefs' Super Bowl LV squad in 2021. Chattanooga's Keionta Davis was a member of the Patriots' organization for New England's appearance in Super Bowl LII in 2018, while Davis and Western Carolina's Keion Crossen were teammates for the Super Bowl LIII-winning Patriots in 2019. Former Samford safety Jaquiski Tartt played in Super Bowl LIV for the 49ers in 2020.


In the spring of 2022 Chattanooga offensive lineman Cole Strange was taken with the 29th overall pick in the NFL Draft, becoming the SoCon's first first-round pick since 1974. Samford wide receiver Montrell Washington was later drafted in the fifth round, marking the seventh time since 2010 that multiple league players have been selected in the same draft.

### Basketball

The 2020 edition of the conference tournament was the 100th in league history. Top-seeded ETSU downed Wofford 72-58 in the historic title game.

Not only was the Southern Conference tournament the first of its kind, but the league also helped change the face of college basketball. In 1980, the league began a season-long experiment with a 22-foot 3-point field goal with the approval of the NCAA Rules Committee. Ronnie Carr of Western Carolina made the first 3-point field goal in college basketball history in a game against Middle Tennessee State on Nov. 29, 1980.

Another college basketball tradition that originated in the Southern Conference is the traditional cutting of the nets by the winning team in important tournaments. According to USA Today, the practice of net-cutting originated in 1947 with NC State head coach Everett Case. As a first-year head coach,



*The Atlanta Memorial Auditorium was the site for the first Southern Conference Basketball Championship in 1921. The SoCon basketball tournament is the longest-running of its kind in college basketball history.*

#SoConHoops

# SOUTHERN CONFERENCE HISTORY



Case led the Wolfpack to the Southern Conference tournament title. Case celebrated by claiming the nets as souvenirs to commemorate the event. Basketball coaching legend Red Auerbach gave credit to former George Washington coach Bill Reinhart, who coached in the conference for nearly 30 years, as one of the originators of the modern fast break.

West Virginia's 10 tournament championships rank as the second-most in league history behind Davidson's 12. The Mountaineers were led by the incomparable Jerry West from 1958 through 1960. West, a two-time All-America selection, spurred West Virginia to the Final Four in 1959. The Mountaineers lost in the championship game that season to California, 71-70, but West earned Final Four Most Valuable Player honors. West was a three-time Southern Conference tournament MVP, a two-time league regular-season MVP, and was twice named the conference's Athlete of the Year. He went on to a spectacular career with the Los Angeles Lakers of the National Basketball Association and was inducted into the Naismith Memorial Basketball Hall of Fame in 1979. A 14-time NBA All-Star while with the Lakers, it is West whose silhouette comprises the NBA's globally recognized logo.

Frank Selvy set the NCAA record for points in a game while at Furman. On Feb. 13, 1954, the senior scored 100 points in a game against Newberry, a record that still stands. Selvy was the Southern Conference Most Valuable Player in 1953 and 1954 and the league's Athlete of the Year in 1954. He went on to a 10-year career in the NBA. Selvy and his former Lakers teammate West were both enshrined in the league's Hall of Fame in 2009.

Rod Hundley was another West Virginia star during the 1950s. "Hot Rod" made a name for himself as one of the most spectacular players to tour the league during his era. Hundley averaged 24.5 points per game in his three seasons as a Mountaineer and was an all-conference and all-tournament performer in each of those three years. After being named the Southern Conference Most Valuable Player and Athlete of the Year as a senior in 1957, he was the first player selected in the NBA Draft that year and enjoyed a six-year career in that league. He was inducted into the SoCon Hall of Fame in 2010. Rod Thorn was yet another Mountaineer to earn inclusion in the SoCon Hall of Fame, as he was inducted in 2020. A two-time league athlete of the year, Thorn was the No. 2 selection in the 1963 NBA Draft, enjoying an eight-year playing career before transitioning to coaching and then the front office. He was elected to the Naismith Memorial Basketball Hall of Fame as an executive and a contributor in 2018.

ETSU's Keith "Mister" Jennings made his mark on the college basketball world in the early 1990s. Despite standing less than 6 feet tall, Jennings was a two-time all-conference choice and the league's Player of the Year and Athlete of the Year in 1991. Jennings played with the Golden State Warriors of the NBA and was inducted into the SoCon Hall of Fame in 2016.

Besides West Virginia's team in 1959, the Southern Conference has been represented in the Final Four on two other occasions. North Carolina advanced to the NCAA championship game in 1943 before falling 43-40 to Oklahoma State. NC State finished third in the tournament in 1950.

Davidson continued the record of success by advancing to the NCAA tournament's Elite Eight in 2008 as coach Bob McKillop's Wildcats came within a basket of making the Final Four behind the play of sophomore guard Stephen Curry. Curry, a two-time SoCon Male Athlete of the Year winner, led the nation in scoring as a junior at 28.6 points per game and has gone on to star for the NBA's Golden State Warriors, earning league MVP honors twice and leading the Warriors to NBA titles in 2015, 2017, 2018 and 2022, earning unanimous NBA Finals MVP honors in 2022. He was also inducted into the SoCon Hall of Fame in 2016.

The Southern Conference was back in the national spotlight in 2018-19, with Furman and Wofford both spending time in the national rankings to give the league multiple ranked teams in the same season for the first time since 1960. Both squads earned their first-ever rankings from the Associated Press that season, with the Terriers riding a 20-game winning streak into the NCAA tournament before picking up a first-round win over Seton Hall, their first in school history in NCAA postseason play. Wofford's Fletcher Magee would set the NCAA Division I career record for 3-pointers made in that first-round win, finishing his career with 509.

In 2019-20, ETSU would go 30-4 overall en route to SoCon regular-season and tournament titles, becoming just the fourth team in league history to reach the 30-win plateau. The Bucs joined the 1945-46 North Carolina (30-5), 1950-51 NC State (30-7) and 2018-19 Wofford (30-5) squads in the exclusive club.

The league's ascent continued in 2020-21, as SoCon squads combined to finish ninth in the RPI and 10th in the NET Rankings. Six of the conference's 10 squads were ranked in the CollegelInsider.com Mid-Major Top 25 for at least three weeks of the season.

Women's basketball competition began in the Southern Conference in 1983-84 with seven teams. In the sport's history, eight schools have won the league's tournament at least once, with Chattanooga winning 18 and Appalachian State owning six titles. UNCG won the 1998 tournament as head coach Lynne Agee – who in 2020 became the first UNCG representative in the SoCon Hall of Fame – became the first coach to take a team to the NCAA tournament in all three divisions. In 2001, Chattanooga head coach Wes Moore – who would go on to be named the WBCA National Coach of the Year in 2021 as the head coach at NC State – became the first coach in NCAA history to take three different teams to the NCAA tournament in all three divisions. After Moore's departure to helm the Wolfpack following the 2012-13 season, Chattanooga hired coach Jim Foster, who was inducted into the Women's Basketball Hall of Fame in June 2013.

Since 1984, 10 different teams have claimed at least a share of the regular-season crown. Chattanooga has the most overall titles with 22, nine of them shared. Chattanooga also owns the most outright championships with 13. Mercer won its fourth SoCon tournament title in five seasons in 2022.

In 2018, Mercer guard Kahlia Lawrence became the only player in SoCon history to win the Player of the Year award three times. Only six others have done it twice: ETSU's DeShawne Blocker (1993 and 1995), Furman's Jackie Smith (1998 and 1999), Chattanooga's Damita Bullock (2000 and 2001), Alex Anderson (2007 and 2008) and Shanara Hollinquest (2009 and 2010) and Davidson's Sophia Aleksandravic (2012 and 2013).

## Other sports

In baseball, Wake Forest advanced to the championship game of the NCAA College World Series in 1949. The Citadel made history in 1990 by becoming the first military school to make an appearance at the College World Series. The Bulldogs were joined that season at the College World Series by future conference member Georgia Southern.

One of the Southern Conference's more famous baseball alums is Duke's Dick Groat. The Blue Devil shortstop, who was also a basketball standout, was the conference's Athlete of the Year in 1951 and 1952. He went on to a 14-year career in the major leagues and was named the National League MVP in 1960 after leading the league with a .325 batting average for the World Series champion Pittsburgh Pirates.

Among Southern Conference alums to grace Major League Baseball fields have been Atlee Hammaker (ETSU), Jeff Montgomery (Marshall), Mike Ramsey (Appalachian State) and Wayne Tolleson (Western Carolina). Other SoCon players to go on to play in

the major leagues include third baseman Dallas McPherson (The Citadel), who played for the Anaheim/Los Angeles Angels, the Florida Marlins and the Chicago White Sox; pitchers Britt Reames (The Citadel) and Ryan Glynn (VMI), who both pitched with the Oakland A's in 2005; Furman's Tom Mastny, a pitcher with the Cleveland Indians (2007); College of Charleston's Graham Godfrey, who pitched for Oakland in 2011 and 2012; Georgia Southern's Everett Teaford, a pitcher with Kansas City from 2011-13; The Citadel's Chris McGuinness, who made his MLB debut with the Texas Rangers in 2013; and Western Carolina's Jared Burton, who played for Cincinnati and Minnesota in a career that spanned seven years (2007-14). The Catamounts' Tyler White, who made his MLB debut with the Houston Astros in April 2016, earned a World Series ring in 2017.

Several other SoCon alumni have played in the majors in the last decade, including College of Charleston's Brett Gardner, who earned a World Series ring with the New York Yankees in 2009, and Michael Kohn (Atlanta Braves); The Citadel's Asher Wojciechowski (Houston Astros); Western Carolina right-handed pitcher Greg Holland, a three-time All-Star who helped the Kansas City Royals to the 2014 AL pennant and their first World Series appearance since 1985, saving Game 3; and Wofford's John Cornely, who debuted with the Atlanta Braves in April 2015. Three SoCon alums made their debuts in 2017: Samford's Phillip Ervin with the Cincinnati Reds, UNCG's Max Povse with the Seattle Mariners and Elon's John Brebbia with the St. Louis Cardinals. Former UNCG pitcher Andrew Wantz was called up by the Los Angeles Angels in July 2021 and former Citadel pitcher JP Sears made his debut for the New York Yankees in 2022. Two former VMI Keydets that played in the SoCon also made their MLB debuts in 2022, with Josh Winder (Minnesota Twins) and Nathan Eaton (Kansas City Royals) seeing action.

In the summer of 2016, Mercer's Kyle Lewis made league history, becoming the highest-ever SoCon draft pick when he was selected 11th overall by the Seattle Mariners in the MLB First-Year Player Draft. The SoCon's first Golden Spikes Award winner, Lewis was a starter for the All-Star Futures Game in 2018 and made his major league debut on Sept. 10, 2019, with a home run off Trevor Bauer of the Cincinnati Reds. He would go on to be the unanimous winner of the American League Rookie of the Year award in 2020, claiming all 30 first-place votes from the Baseball Writers' Association of America.

Legendary golfer Arnold Palmer competed under the Southern Conference banner as a collegian at Wake Forest. He took medalist honors at the Southern Conference tournament in 1948 and 1949 and was the tournament's runner-up in 1950. Palmer was the medalist at the NCAA Golf Championships in 1949 and 1950. He went on to become one of the most accomplished golfers to play on the professional tour. Palmer won 62 tournaments while competing on the PGA Tour and added 10 more victories as a member of the Senior PGA Tour. A member of the SoCon Hall of Fame, he won eight major championships – four Masters, two British Opens, one U.S. Open and one U.S. Amateur.

Chattanooga's Stephen Jaeger was the 2012 champion at the NCAA Bowling Green Regional and has played in a pair of U.S. Opens, in 2015 and 2017. Chattanooga's Steven Fox won the U.S. Amateur in 2012, going on to play in the 2013 Masters, U.S. Open and Arnold Palmer Invitational, among other PGA Tour events. ETSU's Adrian Meronk represented Europe in the Palmer Cup in 2015 and 2016, becoming the first Polish player to do so, and helped the European side to the title in 2016. He would go on to be the first Polish men's golfer in Olympic history at the 2020 Tokyo Games and in the summer of 2022, became the first Polish player to win on the DP Tour (formerly known as the European Tour) when he claimed the Irish Open. Wofford alum William McGirt won the Memorial Tournament in June 2016 for his first PGA Tour win, while Western Carolina's J.T. Poston, a two-time SoCon medalist

and now a PGA TOUR member, made his major debut at the U.S. Open in June 2017 and won his first professional tournament in 2019, claiming the Wyndham Championship. He would add the John Deere Classic in 2022, fittingly winning the same day that Meronk won the Irish Open. Poston and Meronk overlapped in the SoCon for one year, with Poston topping Meronk in a playoff for the SoCon Championship individual title in 2015.

Furman golfer Dottie Pepper was named the Southern Conference Women's Athlete of the Decade in the 1980s and was honored as part of the league's 25th anniversary of women's championships celebration in 2007-08. The Paladins' Brandi Jackson won the NCAA Women's Golf East Regional in the spring of 2003, and Furman's Natalie Srinivasan was named the WGCA PING National Player of the Year and won the ANNIKA Award and the inaugural Juli Inkster Senior Award in 2020. Chattanooga women's golf alumna Christine Wolf represented her native Austria at the Tokyo Olympics. Furman's Anna Morgan earned All-America honors in 2022, finishing ninth at the NCAA Championship and competing at the Augusta National Women's Amateur and in the Arnold Palmer Cup.

In track and field, Appalachian State's Mary Jayne Harrelson won NCAA outdoor titles in the 1,500-meter run in 1999 and 2001, while UNCG's Paul Chelimo posted runner-up finishes in the outdoor 5,000 meters in 2012 and 2013. Chelimo won a silver medal for the United States in the 5,000 meters at the Olympic Games in Rio in the summer of 2016 and competed in the event again at the Tokyo Olympics. Samford's Karisa Nelson made history in March 2017, becoming the Bulldogs' first Division I national champion when she won the mile run at the NCAA indoor championships.

#### Coaches and administrators

The Southern Conference has also been a breeding ground for some of college athletics' most recognized coaches and administrators.

Legendary basketball coaches Adolph Rupp of Kentucky and Everett Case of NC State both worked the sidelines in the Southern Conference. Rupp guided the Wildcats to a 30-5 mark during the



*Appalachian State's Mary Jayne Harrelson was the NCAA champion in the 1,500 meters in 1999 and 2001. She was inducted into the SoCon Hall of Fame in 2010.*

1931 and 1932 seasons. Yet, for all his coaching accomplishments, Rupp never led Kentucky to a Southern Conference tournament championship. Case mentored the Wolfpack to six consecutive Southern Conference tournament championships from 1947 through 1952.

West Virginia's Fred Schaus, who was named the Southern Conference Coach of the Year four times from 1954-60 and led the Mountaineers to SoCon tournament titles in all six seasons, would go on to be the first head coach of the Los Angeles Lakers after the team relocated from Minneapolis.

Lefty Driesell coached Davidson to Southern Conference tournament championships in 1966, 1968 and 1969. Driesell also won the league's Coach of the Year award four straight times from 1963-66. Former Georgia Tech coach Bobby Cremins earned league Coach of the Year honors three times in the late '70s and early '80s while at Appalachian State and again in 2010-11 as the head coach at the College of Charleston.

Terry Holland saw his basketball coaching career take off at Davidson when he returned to his alma mater in 1970. Holland was honored as the Southern Conference Coach of the Year for three consecutive seasons from 1970-72 and led the Wildcats to the conference tournament title and an appearance in the NCAA tournament in 1970. J. Dallas Shirley, a member of the Basketball Hall of Fame, spent 21 years as the assistant to the commissioner and supervisor of officials in the Southern Conference. He also served as president of the International Association of Basketball Officials and the United States Olympic Basketball Committee.

The legendary Paul "Bear" Bryant got his coaching start in the Southern Conference as he guided the Maryland Terrapins in 1945. Another famous Southern Conference football coach is the late Frank Howard of Clemson, who guided the Tigers as a league member from 1940-52. The incomparable Howard won 69 Southern Conference games.

Bobby Ross, who piloted the San Diego Chargers to the 1996 Super Bowl, was the head coach at The Citadel from 1973-77. Former Buffalo Bills head coach Marv Levy, who coached the Bills in four Super Bowls, directed former league member William & Mary from 1964-68 and was succeeded there by Lou Holtz. The Carolina Panthers, then owned by Wofford alum Jerry Richardson and with former Wofford athletic director and SoCon commissioner Danny Morrison serving as team president, played in Super Bowl 50.

## Significant dates in league history

- Feb. 25-26, 1921: Representatives of Alabama, Auburn, Clemson, Georgia, Georgia Tech, Kentucky, Maryland, Mississippi State, North Carolina, NC State, Tennessee, Virginia, Virginia Tech and Washington & Lee meet in Atlanta, Ga., to form the Southern Intercollegiate Conference.
- Dec. 7-8, 1922: At the league's annual meeting in Washington, D.C., the name of the organization is officially changed to the Southern Conference. S.V. Sanford of Georgia is selected as the conference's first president.
- Dec. 8-10, 1932: At the annual meeting in Knoxville, Tenn., Alabama, Auburn, Florida, Georgia, Georgia Tech, Kentucky, Louisiana State, Mississippi, Mississippi State, University of the South, Tennessee, Tulane and Vanderbilt withdraw to form the Southeastern Conference.
- Dec. 8, 1950: Wallace Wade, who just completed a 16-year term as Duke's head football coach, is named the first commissioner of the Southern Conference. The commissioner's office is opened in Durham, N.C., on Jan. 1, 1951.
- May 8, 1953: Seven members – Clemson, Duke, Maryland, North Carolina, NC State, South Carolina and Wake Forest – withdraw to form the Atlantic Coast Conference.
- Nov. 29, 1980: At the request of the NCAA Basketball Rules Committee, the Southern Conference begins a season-long experiment with a 22-foot 3-point field goal, thus becoming the first conference to employ that rule. Ronnie Carr of Western Carolina makes the first 3-point field goal in college basketball history in a game against Middle Tennessee State.
- Dec. 3-4, 1981: The NCAA, at its fourth special convention in St. Louis, Mo., restructures I-A football. As a result, the Southern Conference's eight Division I-A football playing members are reclassified to Division I-AA.
- June 6, 1983: At a special meeting of the Southern Conference in Myrtle Beach, S.C., the league formalizes women's varsity competition in basketball and volleyball beginning with the 1983-84 season. The executive committee also approves pilot women's championships in tennis and golf for 1983-84.
- Dec. 18-19, 1995: The conference announces that the College of Charleston, University of North Carolina at Greensboro and Wofford College have accepted invitations to join the league.
- July 1, 2003: Elon University officially joins the league. VMI departs to join the Big South.
- July 1, 2008: Samford University officially joins the league.
- July 1, 2014: East Tennessee State University, Mercer University and VMI join the league. Appalachian State, Davidson, Elon and Georgia Southern depart.

## THE SOUTHERN CONFERENCE

*Preparing student-athletes for life's challenges since 1921*

### Academics-Oriented

- The SoCon has consistently ranked in the NCAA's top 10 in the Academic Progress Rate (APR), the NCAA's best indicator of graduation rates.
- Nearly 50 percent of all SoCon student-athletes earn all-academic honors (3.0 GPA or better).

### Community-Based

- Our student-athletes have a presence in the community and participate in many local charities, youth and educational initiatives.
- The SoCon and the Asheville-Buncombe Regional Sports Commission support a number of programs aimed at providing individuals and groups in the Western North Carolina area with assistance and allowing them to attend designated sessions of the Ingles SoCon Basketball Championships free of charge. Community initiatives at the basketball tournaments include: Education Days; the Downtown Dribble and KidsFest presented by Champion Credit Union; SoCon Morning/Afternoon Out; the Teddy Bear Toss; Hometown Heroes Night; and the Wounded Warrior Project.

### Competitive Athletics

- SoCon teams are highly competitive regionally and nationally.
- In the past 10 years, football, volleyball, men's soccer and men's and women's golf have all earned at-large team selections to NCAA postseason tournaments in addition to the league's automatic berths.
- SoCon teams have won eight FCS football titles, second-most in NCAA history.

### Diversity

- This is a conference that takes great pride in the diversity of its institutions.
- The SoCon consists of 10 members in six states, including four private institutions and six state institutions, two of which are military colleges.

### Geographic Integrity

- The SoCon believes in the value of a geographic footprint that minimizes missed class time and maximizes fan travel to away contests.
- The league extends across six contiguous states but still has a footprint that permits bus trips from one end of the conference to the other.

### History & Tradition

- The SoCon is the fifth-oldest Division I conference in America.
- Great coaches and athletes from different eras have competed in the Southern Conference, from Bear Bryant to Lou Holtz, from Sam Huff to Terrell Owens, from Jerry West to Stephen Curry.

### Sportsmanship

- For more than 30 years, the SoCon has presented an annual award to the program that displays the finest level of sportsmanship in the conference as voted upon by its peers.

### Student-Athlete Experience

- SoCon championships are conducted in a way to provide a memorable and positive experience for all participants.
- Scheduling decisions and tournament bracket formats determined by administrators and coaches consistently factor in the effect on the individual student-athlete and avoidance of missed class time.



# SOCON HALL OF FAME

## Southern Conference Hall of Fame Inductees

### Class of 2009

Name	School	Sport(s)	Years
Megan Dunigan	Furman	Tennis	1999-02
Dick Groat	Duke	Basketball, Baseball	1949-52
Sam Huff	West Virginia	Football	1952-55
Charlie "Choo Choo" Justice	North Carolina	Football	1946-49
Melissa Morrison Howard	Appalachian State	Track & Field	1989-93
Arnold Palmer	Wake Forest	Golf	1948-50, 53-54
Adrian Peterson	Georgia Southern	Football	1998-01
Frank Selvy	Furman	Basketball	1951-54
Jerry West	West Virginia	Basketball	1956-60
Valorie Whiteside	Appalachian State	Basketball	1984-88

### Class of 2010

Everett Case	North Carolina State	Basketball	1946-64
Mary Jayne (Harrelson) Reeves	Appalachian State	Cross Country, Track & Field	1996-2001
Fred Hetzel	Davidson	Basketball	1962-65
"Hot" Rod Hundley	West Virginia	Basketball	1954-57
Banks McFadden	Clemson	Football, Basketball, Track	1937-40
Wallace Wade	Alabama, Duke, SoCon	Football, Administration	1923-60
*J. Dallas Shirley	SoCon	Officiating, Administration	1967-88

### Class of 2011

Dexter Coakley	Appalachian State	Football	1993-96
Lefty Driesell	Davidson	Basketball	1960-69
Regina Kirk	Chattanooga	Basketball	1985-88
Robert Neyland	Tennessee	Football	1926-52
Vic Seixas	North Carolina	Tennis	1947-49
Shannon Wommack	Chattanooga	Cross Country, Track & Field	2001-06

### Class of 2012

Angie Barker	ETSU	Track & Field	1987-89
Percy Beard	Auburn	Track & Field	1926-29
*Jim Burch	SoCon	Officiating, Administration	1967-2011
Dick Modzelewski	Maryland	Football	1949-52
Paul Scarpa	Furman	Tennis	1967-2011

### Class of 2014

Rushia Brown	Furman	Women's Basketball	1990-94
Eddie Cameron	Duke	Men's Basketball, Football	1929-45
Clint Dempsey	Furman	Men's Soccer	2001-03
Jerry Moore	Appalachian State	Football	1989-2012
Charlie Teague	Wake Forest	Baseball	1947-50

### Class of 2016

Stephen Curry	Davidson	Men's Basketball	2006-09
Armani Edwards	Appalachian State	Football	2006-09
Brad Faxon	Furman	Men's Golf	1979-83
Keith "Mister" Jennings	ETSU	Men's Basketball	1987-91
Karen Pelphrey	Marshall	Women's Basketball	1983-86

### Class of 2018

Mike Ayers	ETSU/Wofford	Football	1985-2017
Ron Carter	VMI	Men's Basketball	1975-78
Susan Gardner Mayhorn	Western Carolina	Women's Track & Field/Cross Country	1989-93
Chal Port	The Citadel	Baseball	1965-91
*Les Robinson	The Citadel/ETSU	Men's Basketball/Administration	1974-90, 2000-08
Debbie Southern	Furman	Women's Tennis	1985-2015

### Class of 2020

Lynne Agee	UNCG	Women's Basketball	1981-2011
Eric Breitenstein	Wofford	Football	2008-12
Terrell Owens	Chattanooga	Football/Men's Basketball/Men's Track & Field	1992-95
Rod Thorn	West Virginia	Men's Basketball/Baseball	1960-63
Wayne Tolleson	Western Carolina	Baseball/Football	1974-78

### Class of 2022

DeShawne Blocker	ETSU	Women's Basketball	1991-95
Anita Buggins	Georgia Southern	Women's Tennis	1994-98
Michelle Fuzzard LaCourse	Chattanooga	Softball	2008-12
Clyde Mayes	Furman	Men's Basketball	1972-75
Kirk Roach	Western Carolina	Football	1984-87

\* - Special contributor

#SoConHoops

# SOCON HALL OF FAME



The Inaugural Southern Conference Hall of Fame class at the induction ceremony, May 4, 2009: (from left to right) Sam Huff, Megan Dunigan, Valorie Whiteside, Melissa Morrison Howard, Frank Selvy, Barbara Crews (daughter of the late Charlie Justice), Dick Groat, Adrian Peterson and Jerry West. Not pictured: Arnold Palmer.



Wake Forest golf great Arnold Palmer (left) was a member of the inaugural class in 2009.



Davidson's Fred Hetzel (left) received his Hall of Fame plaque from SoCon Commissioner John Iamarino in Hilton Head Island, S.C., on June 1, 2010. Wimbledon and U.S. Open tennis champion Vic Seixas of North Carolina (right) was inducted in 2011.



Furman's Paul Scarpa; East Tennessee State's Angie Barker; SoCon Commissioner John Iamarino, who accepted the honor on behalf of Maryland's Dick Modzelewski; special contributor Jim Burch; and Pat Beard, son of posthumous inductee Percy Beard of Auburn, at the 2012 induction ceremony.



Appalachian State's Jerry Moore (second from left) and Furman's Rushia Brown (far right) were among the five honored in the 2014 class. Duke's Eddie Cameron, whose family accepted the award on his behalf (center), and Wake Forest's Charlie Teague were honored posthumously. Furman's Clint Dempsey was unable to attend the ceremony.



## JIM SCHAUS COMMISSIONER

Jim Schaus is in his fourth year at the helm of the Southern Conference in 2022-23. He was introduced as the ninth commissioner in league history on July 1, 2019.

Throughout his tenure, Schaus has maintained conference solidarity during unprecedented conference transition, increased the league's television coverage, overseen sustained excellence in men's basketball nationally and championed the growth of the conference's academic programming.

The league has also celebrated its 100th anniversary and navigated the COVID-19 pandemic under Schaus's leadership.

In his first year as commissioner, Schaus spearheaded the creation of a new long-term strategic plan for the league and led the effort to partner with JMI Sports to serve as the SoCon's official multimedia rights holder.

Schaus also negotiated the SoCon's entry into the Southeastern Conference's officiating consortiums for both men's basketball and football, moves that allow the member conferences to collaborate on all officiating matters related to recruitment, education and training, scheduling and evaluation of officials.

Also aimed at enhancing the league's men's basketball success, Schaus implemented a new right-size scheduling model designed to bolster the top teams' national profiles and put them in position for better seeding and potential at-large bids into the NCAA tournament.

In addition, Schaus shepherded the league through its response to pandemic and ensuing sport season cancelations and cost-cutting measures.

In year two of Schaus's tenure, the league began its year-long celebration of its 100th season of competition. It also successfully navigated the COVID pandemic, as every season was completed.

Also in his second year at the helm, Schaus signed historic television contracts with ESPN and CBS Sports, guaranteeing the most linear national coverage the SoCon has ever enjoyed over the next five years. Schaus also successfully negotiated a contract extension to keep the league's basketball tournaments in Asheville, North Carolina, through 2026.

The league continued to flourish on the national landscape in the second year of the Schaus era, with the SoCon finishing ninth in the RPI and 10th in the NET rankings in men's basketball. The SoCon had a pair of football squads finish in the top 25, marking the 38th time in 39 years that multiple league schools finished the season nationally ranked. That success persisted in Schaus's third year on the job, with men's basketball finishing 12th in the NET and 11th in the RPI and ETSU football finishing in the top 10 nationally and earning the No. 7 seed in the NCAA Division I Football Championship.

A point of pride for Schaus and the league continues to be the SoCon Academic Exchange, a cooperative educational program designed to provide collaborative learning activities and opportunities to benefit students, faculty and staff of the member institutions. The SAE's inaugural entrepreneurship competition took place in February 2022, joining the SoCon Undergraduate Research Forum (SURF) and faculty workshops among the SoCon Academic Exchange's program offerings.

Schaus came to the SoCon after an 11-year run as the director of athletics at Ohio University, where he led the Bobcats to unprecedented levels of success in athletics and academics.

Under Schaus's leadership, Ohio University's football program was bowl eligible in all 11 years, the most in the Mid-American Conference, and participated in 10 bowls in that time. The Bobcats' men's basketball team made a run to the Sweet Sixteen in 2012 and their women's basketball program won three MAC East Division titles in his last five seasons. Ohio University's volleyball team won seven MAC Championships and appeared in five NCAA Regionals during Schaus's tenure, while the baseball and softball teams earned two MAC titles apiece.

In the classroom, Ohio University boasted an impressive graduation rate of 88 percent, and the athletic department's federal graduation rate regularly exceeded that of the general student population. Bobcat student-athletes posted a cumulative grade point average of at least 3.1 in all 11 years of Schaus' tenure.

Prior to his tenure at Ohio University, Schaus served as the athletic director at Wichita State from 1999-2008, where he was named the Division I Central Region AstroTurf AD of the Year in 2007.

With more than 30 years of experience in athletics administration, Schaus has also had stops at Oregon, Cincinnati, Texas-El Paso and Northern Illinois. He also has experience in the NFL, having worked as an intern for the New England Patriots



and as the director of marketing for the Washington Redskins, and served as a publicity assistant for the LPGA Tour.

Schaus has a familial connection to the Southern Conference, as his father, former Los Angeles Lakers coach Fred Schaus, was the men's basketball coach at West Virginia from 1954-60, earning SoCon Coach of the Year honors four times in that six-year span and still ranking in the top 20 in career wins by a league coach.

Jim Schaus earned his bachelor's degree from Purdue in 1983 and a master's in athletics administration from West Virginia University, where he has been honored as a distinguished alumnus.

Schaus and his wife, Priscilla, have three grown children: Kevin, Diane and Laura.

### Schaus At-A-Glance

**HOMETOWN:**

West Lafayette, Ind.

**EDUCATION:**

B.A., Purdue, 1983

M.S., West Virginia, 1987

**EXPERIENCE:**

Publicity Assistant, LPGA, 1983

Director of Marketing, Washington Redskins, 1983-86

Radio-TV Marketing Assistant, West Virginia, 1986-87

Assistant AD, University of Oregon, 1987-91

Host Creative Communications, 1991-92

Associate AD, Northern Illinois University, 1992-94

Senior Associate AD, University of Cincinnati, 1994-97

Senior Associate AD, University of Texas at El Paso, 1998-99

Director of Athletics, Wichita State University, 1999-08

Director of Athletics, Ohio University, 2008-19

Commissioner, Southern Conference, 2019-present



# SOUTHERN CONFERENCE STAFF



**Geoff Cabe**  
Senior Associate  
Commissioner



**Terri Brne**  
Senior Associate  
Commissioner



**Doug King**  
Associate Commissioner  
for Compliance



**Jason Yaman**  
Associate  
Commissioner



**Sean Diminick**  
Associate Commissioner  
for Championships



**Phil Perry**  
Associate Commissioner  
for Media Relations



**Paul Lollis**  
Associate Commissioner  
for Video Productions



**Kiersten Foust**  
Director of  
Creative Services



**Ralan Wardlaw**  
Assistant Director  
of Media Relations



**Juan Soto**  
Championships  
Assistant



**Lanie Angel**  
Media Relations  
Assistant

## SOUTHERN CONFERENCE STAFF DIRECTORY

702 N. Pine St.; Spartanburg, SC 29303  
Administrative FAX 864-591-4282

Office phone 864-591-5100  
Media relations FAX 864-591-3448

Position	Name	Email	Extension
Commissioner	Jim Schaus	jschaus@socon.org	
Senior Associate Commissioner	Geoff Cabe	gcabe@socon.org	205
Senior Associate Commissioner	Terri Brne	tbrne@socon.org	204
Associate Commissioner for Compliance	Doug King	dking@socon.org	203
Associate Commissioner	Jason Yaman	jyaman@socon.org	209
Associate Commissioner for Championships	Sean Diminick	sdiminick@socon.org	207
Associate Commissioner for Media Relations	Phil Perry	pperry@socon.org	201
Associate Commissioner for Video Productions	Paul Lollis	plollis@socon.org	202
Director of Creative Services	Kiersten Foust	kfoust@socon.org	208
Assistant Director of Media Relations	Ralan Wardlaw	rwardlaw@socon.org	213
Director of Conference Operations	TBD	TBD	200
Championships Assistant	Juan Soto	jsoto@socon.org	210
Media Relations Assistant	Lanie Angel	langel@socon.org	214



# MEDIA RELATIONS



**Southern Conference**  
702 N. Pine Street  
Spartanburg, S.C. 29303  
www.SoConSports.com

## Press releases

The Southern Conference utilizes email and the league's website (www.SoConSports.com) to distribute information, press releases, notes and statistics. If you wish to be added to the distribution list, please contact a member of the media relations staff.

## ESPN

In the fall of 2020, the Southern Conference reached a new six-year agreement with ESPN and ESPN+ through the 2025-26 academic year that features even more conference games across ESPN networks, as well as an increased presence across ESPN Digital platforms. As part of the new pact, there is an increase in SoCon men's basketball regular-season home telecasts that will air on an ESPN network each year, as well as an expanded men's basketball tournament broadcast schedule that will include both the semifinals and championship game over the six years. All other live digital events produced by the SoCon – including football and men's basketball – will stream on either ESPN+ or ESPN3. In all, an estimated 4,200 SoCon events will be available on ESPN Digital platforms throughout the six-year agreement.

## SoCon Players of the Week

The Southern Conference selects players of the week throughout the season. The honorees will be announced on Tuesdays and will be available on the conference's website (www.SoConSports.com) or by contacting the conference office.

## Postseason awards

Following the conclusion of the regular season, voting is conducted on the all-conference teams by both the league's coaches and members of the Southern Conference Sports Media Association (SCSMA). The coaches select a first and second team and an all-defensive team, each of which includes five players. The media selects a first, second and third team of five players each. Both groups select a Player of the Year, Freshman of the Year, Coach of the Year and an all-freshman team, while the coaches also tab a Defensive Player of the Year.

## Southern Conference Media Relations Staff



**Phil Perry**  
**Asst. Commissioner for Media Relations**  
Office: 864-591-5100  
Cell: 864-525-5174  
Fax: 864-591-3448  
pperry@socon.org

### Responsibilities:

Administration, Academic Awards, Website, Football, Men's Basketball, Indoor and Outdoor Track and Field, Cross Country, Men's and Women's Tennis



**Ralan Wardlaw**  
**Assistant Director of Media Relations**  
Office: 864-591-5100  
Cell: 864-941-6276  
Fax: 864-591-3448  
rwardlaw@socon.org

### Responsibilities:

Women's Soccer, Volleyball, Women's Basketball, Men's Golf, Softball



**Lanie Angel**  
**Media Relations Assistant**  
Office: 864-591-5100  
Cell: 404-539-3698  
Fax: 864-591-3448  
langel@socon.org

### MR contact for:

Men's Soccer, Rifle, Wrestling, Baseball and Women's Golf

## Southern Conference on the Web

Visit the Southern Conference's official website at www.SoConSports.com. Information related to women's basketball and the conference's other 19 sports can be found on the site, including up-to-date statistics, standings, weekly releases and game recaps. Video streaming of select championships and regular-season contests is also available.

## Southern Conference Sports Media Association (SCSMA)

The Southern Conference Sports Media Association (SCSMA) is an independent organization of conference sportswriters, sportscasters and media relations staff who further the institutions that comprise the Southern Conference. The organization annually selects and recognizes all-conference football, men's and women's basketball and baseball teams as well as coach of the year, player of the year and freshman of the year for each sport. The organization also works toward the best interests of its members to increase knowledge and prestige of the league.

## SoCon Women's Basketball Media Relations Directory

School	Website	Media Relations	Email	Office Phone	Press Row Phone
ETSU	ETSUBucs.com	Mike Ezekiel	ezeikel@mail.etsu.edu	423-439-5263	616-755-4840
Furman	FurmanPaladins.com	Hunter Reid	hunter.reid@furman.edu	864-294-2061	864-294-3620
Mercer	MercerBears.com	Brian Magnus	magnus_bt@mercer.edu	478-301-5218	404-915-1385
UNCG	UNCGSpartans.com	Denise Archetto	d_archetto@uncg.edu	401-862-8913	336-334-3270
Samford	SamfordSports.com	Tyler Brain	tbrain@samford.edu	205-726-4350	205-726-2377
Chattanooga	GoMocs.com	Anne Wehunt	anne-wehunt@utc.edu	423-425-4618	423-756-5476
Western Carolina	CatamountSports.com	Denise Gideon	dgideon@email.wcu.edu	828-227-2336	828-227-2129
Wofford	WoffordTerriers.com	Wyatt Streett	streettwd@wofford.edu	864-597-4098	864-597-4487
Southern Conference	SoConSports.com	Ralan Wardlaw	rwardlaw@socon.org	864-591-5100	n/a

#SoConHoops



# WHO'S GOT NXT?

THE NEXT EVOLUTION OF THE GAME IS HERE.  
THE NEW WILSON EVO NXT BASKETBALL.

 @WILSONBASKETBALL



## HEAD COACH BRENDA MOCK BROWN



**Alma mater:** ..... Wake Forest, 2002  
**Hometown:**..... Waynesville, N.C.  
**Career record (years):**..... 117-136 (8)  
**School record (years):**..... 0-0 (0)  
**SoCon record (years):**..... 0-0 (0)  
**SoCon Championship record (appearances):**..... 0-0 (0)  
**NCAA appearances:** ..... 2  
**Assistant coaches**  
 Jackie Alexander ..... 2nd season (Univ. of the Cumberlands, 2014)  
 Joe Silvestri ..... 2nd season (Central Florida, 2012)  
 Trinese Fox ..... 1st season (South Carolina State, 2013)



**COURTNEY MOORE**  
*Sophomore • Guard*  
**8.9 ppg, 1.2 spg in 2021-22**

### 2022-23 BUCS ROSTER

No.	Name	Pos.	Ht.	Yr.	Hometown/Last school
0	Nevaeh Brown	G	5-9	So.	Charlotte, N.C./Wake Forest
1	Paris McCarthy	G	5-9	Fr.	Castlesland, Ireland/Gaelchoilaiste Chiarrai
2	Journee McDaniel	G	5-9	Fr.	New Bern, N.C./Farmville Central
4	Meleah Kirtner	G	5-10	So.	Wytheville, Va./Wythe
5	Jaileyah Cotton	G	5-6	Fr.	Bardstown, Ky./Bardstown
10	Courtney Moore	G	5-7	So.	Gainesville, Fla./PK Yonge Developmental Reseach
11	Aaliyah Vananda	G	5-8	So.	Maryville, Tenn./Maryville
12	Kendall Folley	G	5-7	So.	Lebanon, Ohio/Oakland
14	Jayla Ruffus-Milner	G	5-10	Gr.	North Hills, Calif./Pepperdine
20	Meghan Downing	F	6-2	Fr.	New Madison, Ohio/Tri-Village
22	Ella Boyle	F	6-3	Fr.	Roswell, Ga./Holy Spirit Preparatory School
23	Sarah Thompson	G	5-7	So.	Gate City, Va./Gate City
24	Jakhylia Davis	C	6-3	So.	Knoxville, Tenn./Bearden
30	Jiselle Thomas	G	5-9	Gr.	Norwalk, Ohio/Temple

### 2022-23 SCHEDULE

Date	Opponent	Time (ET)
<b>November</b>		
7	at South Carolina	8:30 p.m.
11	at St. Bonaventure	7 p.m.
13	at Lafayette	12 p.m.
17	<b>JACKSONVILLE STATE</b>	<b>12 p.m.</b>
20	<b>MOREHEAD STATE</b>	<b>2 p.m.</b>
25	vs. George Washington^	4:30 p.m.
26	TBA^	TBA
27	TBA^	TBA
<b>December</b>		
1	<b>VANDERBILT</b>	<b>7 p.m.</b>
4	<b>VIRGINIA U. OF LYNCHBURG</b>	<b>2 p.m.</b>
11	<b>BOWLING GREEN</b>	<b>2 p.m.</b>
14	at Charleston Southern	6 p.m.
17	at UNC Asheville	2 p.m.
20	<b>LONGWOOD</b>	<b>7 p.m.</b>
22	vs. Mount St. Mary's	7:30 p.m.
31	<b>CONVERSE</b>	<b>2 p.m.</b>
<b>January</b>		
5	* <b>CHATTANOOGA</b>	<b>TBA</b>
12	* <b>MERCER</b>	<b>TBA</b>
14	* <b>SAMFORD</b>	<b>TBA</b>
19	*at Furman	TBA
21	*at Wofford	2 p.m.
26	* <b>WESTERN CAROLINA</b>	<b>TBA</b>
28	* <b>UNCG</b>	<b>2 p.m.</b>
<b>February</b>		
4	*at Chattanooga	TBA
9	*at Samford	7 p.m.
11	*at Mercer	2 p.m.
16	* <b>WOFFORD</b>	<b>TBA</b>
18	* <b>FURMAN</b>	<b>TBA</b>
23	*at UNCG	7 p.m.
25	*at Western Carolina	TBA
<b>March</b>		
2-5	Ingles SoCon Championship (Asheville, N.C.)	

^ - UNLV Thanksgiving MTE (Las Vegas, Nev.)  
 \* - conference game; All times Eastern

### ETSU BUCS

**Basic information**  
 Location: ..... Johnson City, Tenn.  
 Founded: ..... 1911  
 Enrollment: ..... 14,440  
 Nickname: ..... Buccaneers  
 Colors: ..... Navy Blue and Old Gold  
 President: ..... Dr. Brian Noland  
 Athletics director (int.): ..... Dr. Richard Sander

**Team information**  
 2021-22 record: ..... 6-22  
 SoCon record: ..... 5-9 (8th)  
 Home: ..... 4-7  
 Away: ..... 2-14  
 Neutral: ..... 0-1  
 Letterwinners returning/lost: ..... 5/9  
 Starters returning/lost: ..... 3/2  
 Arena: ..... Brooks Gym (2,476)  
 Arena record (since 1979-80)  
 ..... 316-211 (.600)

**SoCon regular-season titles (1)** .....  
 1995

**SoCon Championship titles (0)** .....

**NCAA appearances (3)** .....  
 2008, 2009, 2010

**Media relations**  
 Mike Ezekiel  
 ezekiel@etsu.edu  
 Office: 423-439-5263  
 Cell: 256-349-1290  
 Press row: 616-755-4840  
 ETSUBucs.com



**Mike Ezekiel**  
 Basketball SID

### BROWN YEAR-BY-YEAR

Year	School	Record	Pct.	SoCon	Pct.
2012-13	UNC Asheville	2-28	.067	-	-
2013-14	UNC Asheville	11-20	.354	-	-
2014-15	UNC Asheville	9-22	.409	-	-
2015-16	UNC Asheville	26-7	.788	-	-
2016-17	UNC Asheville	19-14	.576	-	-
2017-18	UNC Asheville	17-16	.515	-	-
2018-19	UNC Asheville	17-15	.531	-	-
2019-20	UNC Asheville	16-14	.533	-	-
<b>Career (8)</b>		<b>117-136</b>	<b>.462</b>	-	-







## HEAD COACH JACKIE CARSON



**Alma mater:** .....Furman, 2000  
**Hometown:**.....Woodbridge, Va.  
**Career record (years):**..... 194-178 (12)  
**School record (years):**..... Same  
**SoCon record (years):**..... 101-89 (12)  
**SoCon Championship record (appearances):**.....9-12 (12)  
**NCAA appearances:**.....0

### Assistant coaches

Pierre Curtis .....10th season (James Madison, 2010)  
 Ashley Johnson .....2nd season (LSU, 2008)  
 Amber Reeves.....2nd season (UNCW, 2017)



## TATE WALTERS

Junior • Guard

12.9 ppg, 4.5 rpg in 2021-22

## 2022-23 PALADINS ROSTER

No.	Name	Pos.	Ht.	Yr.	Hometown/Last school
1	Evie DePetro	G	5-9	Jr.	Knoxville, Tenn./Carter
2	Janay Outten	G	5-6	So.	Fort Myers, Fla./Fort Myers
3	Jada Session	F	6-1	So.	Locust Grove, Ga./Luella
4	Tate Walters	G	5-9	Jr.	Buford, Ga./Buford
5	Jaeyden Hill-Mims	F	5-7	Jr.	Greenville, S.C./Greenville
10	Kennedy Grier	G	5-4	Jr.	Charlotte, N.C./Charlotte Country Day School
11	Ella Riggs	G	5-9	Fr.	Cincinnati, Ohio/Indian Hill
13	Paraskevi Koilia	G	5-8	Jr.	Athens, Greece/Moraitis
14	Grace van Rij	F	6-2	Gr.	Knoxville, Tenn./Bearden
20	Sydney Ryan	G	5-11	Fr.	Nashville, Tenn./Brentwood
21	Niveya Henley	G	6-0	So.	Seattle, Wash./Montverde (Fla.) Academy
24	Jaelyn Acker	G	5-7	So.	Richfield, Wis./Germantown
35	Sydney James	G/F	6-0	Jr.	Ocala, Fla./West Port
42	Kate Johnson	F	6-3	So.	Canton, Ga./Cherokee
43	Katie Whitaker	F	6-5	So.	Rochester, N.Y./Our Lady of Mercy

## 2022-23 SCHEDULE

Date	Opponent	Time (ET)
<b>November</b>		
8	<b>ERSKINE</b>	TBA
11	at Presbyterian	TBA
15	<b>GARDNER-WEBB</b>	TBA
19	at Stetson	TBA
21	at Florida	TBA
26	<b>CHARLESTON SOUTHERN</b>	TBA
28	<b>PFEIFFER</b>	TBA
<b>December</b>		
1	at Georgia	TBA
4	<b>BREWARD</b>	TBA
7	at UNC Asheville	TBA
11	at Coastal Carolina	TBA
15	<b>KENNESAW STATE</b>	TBA
18	<b>RADFORD</b>	TBA
21	at Georgia Tech	TBA
<b>January</b>		
1	<b>SOUTH CAROLINA STATE</b>	TBA
5	*at Wofford	6 p.m.
12	*at UNCG	7 p.m.
14	*at Western Carolina	TBA
19	*ETSU	TBA
21	*CHATTANOOGA	TBA
26	*at Samford	7 p.m.
28	*at Mercer	2 p.m.
<b>February</b>		
4	*WOFFORD	TBA
9	*WESTERN CAROLINA	TBA
11	*UNCG	11 a.m.
16	*at Chattanooga	TBA
18	*at ETSU	TBA
23	*MERCER	TBA
25	*SAMFORD	TBA
<b>March</b>		
2-5	Ingles SoCon Championship (Asheville, N.C.)	

\* - conference game; All times Eastern

## FURMAN PALADINS

### Basic information

Location: ..... Greenville, S.C.  
 Founded:..... 1826  
 Enrollment:.....2,700  
 Nickname:..... Paladins  
 Colors:..... Purple and White  
 President:.....Dr. Elizabeth Davis  
 Athletics director:..... Jason Donnelly

### Team information

2021-22 record:.....20-14  
 SoCon record:..... 10-4 (3rd)  
 Home:.....10-3  
 Away:.....7-8  
 Neutral:.....3-3  
 Letterwinners returning/lost:.....8/4  
 Starters returning/lost:.....3/2  
 Arena:.....Timmons Arena (3,000)  
 Arena record:..... 212-100 (.679)

### SoCon regular-season titles (4)

1990, 1992, 1993, 1997

### SoCon Championship titles (2)

1995, 2000

### NCAA appearances (2)

1995, 2000

### Media relations

Hunter Reid  
 hunter.reid@furman.edu  
 Office: 864-294-2061  
 Cell: 864-567-1663  
 Press row: 864-294-3620  
 FurmanPaladins.com



Hunter Reid  
Basketball SID

## CARSON YEAR-BY-YEAR

Year	School	Record	Pct.	SoCon	Pct.
2010-11	Furman	14-16	.467	10-10	.500
2011-12	Furman	15-16	.484	10-10	.500
2012-13	Furman	12-18	.400	8-12	.400
2013-14	Furman	18-13	.581	12-6	.667
2014-15	Furman	19-14	.576	7-7	.500
2015-16	Furman	15-16	.484	7-7	.500
2016-17	Furman	14-17	.452	7-7	.500
2017-18	Furman	18-14	.562	7-7	.500
2018-19	Furman	19-14	.576	9-5	.643
2019-20	Furman	19-12	.613	8-6	.571
2020-21	Furman	11-14	.440	6-8	.429
2021-22	Furman	20-14	.558	10-4	.714

**Career (12) 194-178 .515 101-89 .517**







# MERCER

## HEAD COACH SUSIE GARDNER



**Alma mater:** .....Georgia, 1986  
**Hometown:**.....Mt. Juliet, Tenn.  
**Career record (years):**.....395-302 (23)  
**School record (years):**.....219-155 (12)  
**SoCon record (years):**.....88-23 (8)  
**SoCon Championship record (appearances):**.....18-4 (8)  
**NCAA appearances:**.....7

### Assistant coaches

David Lowery.....2nd season (Mississippi State, 2000)  
 Marqu'es Webb.....2nd season (Vanderbilt, 2017)  
 Ben Wierzba.....8th season (SIU Edwardsville, 1999)



**JARON DOUGHERTY**  
*Graduate Student • Forward*  
 10.7 ppg, 6.4 rpg in 2021-22

## 2022-23 BEARS ROSTER

No.	Name	Pos.	Ht.	Yr.	Hometown/Last school
0	Brittany Reeves	C	6-5	Gr.	Macon, Ga./Oklahoma State
1	Amoria Neal-Tysor	G	5-6	Gr.	Sanford, N.C./Lee Senior
3	Maria Serracanta	G	6-0	Fr.	Sabadell, Spain/Escola Saint Nicola
4	Layla Hood	F	6-0	Fr.	Fayetteville, Ga./Elite Scholars
5	Erin Houpt	G	5-6	So.	Danville, Ill./Danville
11	Enjulina Gonzalez	G	5-9	Fr.	Miami, Fla./Miami Christian School
12	Detavia Salter	F	6-3	Fr.	Colquitt, Ga./Bainbridge
13	Kassidy Jones	G	5-10	So.	Lakeland Fla./Santa Fe Catholic
15	Nigeria Harkless	F	6-2	So.	Jacksonville, Fla./Ribault
22	Eliza Snyder	G	5-10	Jr.	Alpharetta, Ga./Lakeview Academy
23	Ashlee Locke	F	6-3	So.	Flowery Branch, Ga./Flowery Branch
24	Aspen Johnson	G	5-11	Fr.	Wellington Fla./Seminole Ridge
32	Jaron Dougherty	F	6-0	Gr.	Buford, Ga./Collins Hill
33	Summah Evans	F	6-0	Jr.	Cairns, Australia/North Florida

## 2022-23 SCHEDULE

Date	Opponent	Time (ET)
<b>November</b>		
7	MIDDLE TENNESSEE	7 p.m.
10	at Central Florida	6 p.m.
12	at Bethune-Cookman	TBA
17	at Wake Forest	TBA
20	GEORGIA SOUTHWESTERN	2 p.m.
25	^vs. Colorado State	5 p.m.
26	^vs. Texas Tech	5 p.m.
30	ALABAMA	7 p.m.
<b>December</b>		
4	SOUTH ALABAMA	2 p.m.
7	at Georgia	TBA
10	at Troy	TBA
19	at Kennesaw State	TBA
21	FLORIDA GULF COAST	5 p.m.
29	at Florida Gulf Coast	7 p.m.
<b>January</b>		
1	ANDERSON (S.C.)	2 p.m.
5	*UNCG	7 p.m.
7	*WESTERN CAROLINA	2 p.m.
12	*at ETSU	TBA
14	*at Chattanooga	TBA
21	*SAMFORD	2 p.m.
26	*WOFFORD	7 p.m.
28	*FURMAN	2 p.m.
<b>February</b>		
2	*at Western Carolina	TBA
4	*at UNCG	TBA
9	*CHATTANOOGA	7 p.m.
11	*ETSU	2 p.m.
18	*at Samford	TBA
23	*at Furman	TBA
25	*at Wofford	TBA
<b>March</b>		
2-5	Ingles SoCon Championship (Asheville, N.C.)	

^ - Las Vegas Invitational (Las Vegas, Nev.)  
 \* - conference game; All times Eastern

## GARDNER YEAR-BY-YEAR

Year	School	Record	Pct.	SoCon	Pct.
1996-97	Austin Peay	17-11	.607	-	-
1997-98	Austin Peay	11-16	.407	-	-
1998-99	Austin Peay	6-21	.222	-	-
1999-00	Austin Peay	15-15	.500	-	-
2000-01	Austin Peay	17-14	.548	-	-
2001-02	Austin Peay	19-12	.613	-	-
2002-03	Austin Peay	27-4	.871	-	-
<b>Austin Peay (7)</b>		<b>112-93</b>	<b>.546</b>	-	-
2003-04	Arkansas	16-12	.571	-	-
2004-05	Arkansas	17-14	.548	-	-
2005-06	Arkansas	13-15	.464	-	-
2006-07	Arkansas	18-13	.581	-	-
<b>Arkansas (4)</b>		<b>64-54</b>	<b>.542</b>	-	-
2010-11	Mercer	2-27	.069	-	-
2011-12	Mercer	6-23	.209	-	-
2012-13	Mercer	20-12	.625	-	-
2013-14	Mercer	17-14	.548	-	-
2014-15	Mercer	20-15	.571	9-5	.643
2015-16	Mercer	24-9	.727	12-2	.857
2016-17	Mercer	25-7	.781	12-2	.857
2017-18	Mercer	30-3	.909	14-0	.1000
2018-19	Mercer	25-8	.758	14-0	.1000
2019-20	Mercer	8-23	.258	4-10	.286
2020-21	Mercer	19-7	.731	10-3	.769
2021-22	Mercer	23-7	.767	13-1	.929
<b>Mercer (12)</b>		<b>219-155</b>	<b>.585</b>	<b>88-23</b>	<b>.793</b>
<b>Career (23)</b>		<b>395-302</b>	<b>.567</b>	<b>88-23</b>	<b>.793</b>



## MERCER BEARS

### Basic information

Location: .....Macon, Ga.  
 Founded:.....1833  
 Enrollment:.....9,033  
 Nickname:.....Bears  
 Colors:.....Orange and Black  
 President:..... Dr. William D. Underwood  
 Athletics director:.....Jim Cole

### Team information

2021-22 record:.....23-7  
 SoCon record:.....13-1 (1st)  
 Home:.....10-3  
 Away:.....10-4  
 Neutral:.....3-0  
 Letterwinners returning/lost:.....7/8  
 Starters returning/lost:.....3/2  
 Arena: .....Hawkins Arena (3,500)  
 Arena record: .....147-99 (.598)

### SoCon regular-season titles (5)

2016, 2017, 2018, 2019, 2022

### SoCon Championship titles (4)

2018, 2019, 2021, 2022

### NCAA appearances (4)

2018, 2019, 2021, 2022

### Media relations

Brian Magnus  
 magnus\_bt@mercer.edu  
 Office: 478-301-5218  
 Cell: (412) 527-6126  
 Press row: 404-915-1385  
 MercerBears.com



Brian Magnus  
 Basketball SID







## HEAD COACH TRINA PATTERSON

**Alma mater:** ..... Virginia, 1987  
**Hometown:**..... Newport News, Va.  
**Career record (years):**..... 267-396 (23)  
**School record (years):**..... 84-96 (6)  
**SoCon record (years):**..... 39-45 (6)  
**SoCon Championship record (appearances):**..... 4-6 (6)  
**NCAA appearances:**..... 0

### Assistant coaches

Cetera DeGraffenreid ..... 5th season (North Carolina, 2011)  
 Alex Miller..... 3rd season (North Carolina, 2009)  
 Jodi Paige ..... 1st season (San Jose State, 1989)



## KHALIS CAIN

Junior • Forward

5.6 ppg, 6.9 rpg in 2021-22

## 2022-23 SPARTANS ROSTER

No.	Name	Pos.	Ht.	Yr.	Hometown/Last school
1	Faith Price	G	5-7	Sr.	Jamestown, N.C./Campbell
2	Antoniette Emma-Nnopus	F	5-11	Fr.	Aba, Nigeria/The Geelong College
3	Nasia Powell	G	5-7	So.	Ocala, Fla./Vanguard
4	Anna Terron	G	5-9	Sr.	Tarragona, Spain/Laramine (Wyo.) CC
5	Jordan Releford	G	5-5	Sr.	Decatur, Ga./Collins Hill
11	Excellanxt Greer	G	5-6	Sr.	Clinton, Miss./Zebulon B. Vance
12	Akira Wiggins	G	5-7	Gr.	Zebulon, N.C./Barton
14	Kennedy Simpson	G/F	6-2	So.	Charlotte, N.C./Mallard Creek
15	Khalis Cain	F	6-3	Jr.	San Jose, Calif./Mt. Zion Christian
20	Amber Redmond	G	5-8	Sr.	Asheville, N.C./Asheville
21	Nitzan Amar	G	5-10	So.	Yiron, Israel/Chof Hasharon Shfayim
22	Isys Grady	G	5-11	So.	Ormond Beach, Fla./Mainland
23	Jailah Clark-Jones	G	5-11	So.	Birmingham, Ala./Collins Hill
44	Nia Howard	G	5-8	So.	Durham, N.C./Jordan
45	Jay'lin Hastings	F	6-1	Jr.	DeLand, Fla./DeLand

## 2022-23 SCHEDULE

Date	Opponent	Time (ET)
<b>November</b>		
7	<b>GUILFORD</b>	7:30 p.m.
12	at Gardner-Webb	2 p.m.
16	<b>RADFORD</b>	11 a.m.
19	at Elon	2 p.m.
23	<b>USC UPSTATE</b>	5 p.m.
27	vs. Winthrop	2 p.m.
30	<b>PRESBYTERIAN</b>	7 p.m.
<b>December</b>		
4	at Kentucky	1 p.m.
8	<b>DAVIDSON</b>	7 p.m.
12	at South Carolina State	2 p.m.
15	at Stetson	11 a.m.
18	at Florida	2 p.m.
21	<b>VIRGINIA U. OF LYNCHBURG</b>	2 p.m.
30	<b>LENOIR-RHYNE</b>	7 p.m.
<b>January</b>		
5	*at Mercer	7 p.m.
7	*at Samford	3 p.m.
12	* <b>FURMAN</b>	7 p.m.
14	* <b>WOFFORD</b>	4 p.m.
19	*at Western Carolina	7 p.m.
26	*at Chattanooga	7 p.m.
28	*at ETSU	2 p.m.
<b>February</b>		
2	* <b>SAMFORD</b>	7 p.m.
4	* <b>MERCER</b>	4 p.m.
9	*at Wofford	7 p.m.
11	*at Furman	11 a.m.
18	* <b>WESTERN CAROLINA</b>	7 p.m.
23	* <b>ETSU</b>	7 p.m.
25	* <b>CHATTANOOGA</b>	4 p.m.
<b>March</b>		
2-5	Ingles SoCon Championship (Asheville, N.C.)	

\* - conference game; All times Eastern

## UNCG SPARTANS

### Basic information

Location: ..... Greensboro, N.C.  
 Founded:..... 1891  
 Enrollment: ..... 17, 978  
 Nickname: ..... Spartans  
 Colors:..... Gold, White and Navy  
 Chancellor:..... Franklin Gilliam Jr.  
 Athletics director:..... Brian Mackin

### Team information

2021-22 record:..... 9-19  
 SoCon record: ..... 5-9 (T-5th)  
 Home: ..... 6-7  
 Away: ..... 3-10  
 Neutral:..... 0-2  
 Letterwinners returning/lost:..... 11/5  
 Starters returning/lost:..... 4/1  
 Arena: ..... Fleming Gymnasium (2,320)  
 Arena record: ..... 275-157 (.637)

### SoCon regular-season titles (3)

1999, 2002, 2020

### SoCon Championship titles (1)

1998

### NCAA appearances (1)

1998

### Media relations

Denise Archetto  
 d\_archetto@uncg.edu  
 Office: N/A  
 Cell: 401-862-8913  
 Press row: 336-334-3270  
 UNCGSpartans.com



Denise Archetto  
Basketball SID

## PATTERSON YEAR-BY-YEAR

Year	School	Record	Pct.	SoCon	Pct.
1991-92	William & Mary	7-20	.259	-	-
1992-93	William & Mary	11-17	.393	-	-
1993-94	William & Mary	20-8	.714	-	-
1994-95	William & Mary	8-21	.276	-	-
1995-96	William & Mary	14-13	.519	-	-
1996-97	William & Mary	7-20	.259	-	-
1997-98	William & Mary	10-17	.370	-	-
1998-99	William & Mary	15-12	.556	-	-
<b>William &amp; Mary (8)</b>		<b>92-128</b>	<b>.418</b>	-	-
1999-00	Md. Eastern Shore	9-19	.321	-	-
<b>Md. Eastern Shore (1)</b>		<b>9-19</b>	<b>.321</b>	-	-
2002-03	Albany	9-18	.333	-	-
2003-04	Albany	13-16	.448	-	-
2004-05	Albany	14-14	.500	-	-
2005-06	Albany	7-21	.250	-	-
2006-07	Albany	9-22	.290	-	-
2007-08	Albany	13-18	.419	-	-
2008-09	Albany	6-25	.194	-	-
2009-10	Albany	11-19	.367	-	-
<b>Albany (8)</b>		<b>82-153</b>	<b>.349</b>	-	-
2016-17	UNCG	20-15	.571	7-7	.500
2017-18	UNCG	13-18	.419	6-8	.429
2018-19	UNCG	11-19	.367	5-9	.357
2019-20	UNCG	23-9	.719	10-4	.714
2020-21	UNCG	8-16	.333	6-8	.429
2021-22	UNCG	9-19	.321	5-9	.357
<b>UNCG (6)</b>		<b>84-96</b>	<b>.467</b>	<b>39-45</b>	<b>.464</b>

**Career (23)** 267-396 .403 39-45 .464







# SAMFORD

## HEAD COACH CARLEY KUHNS



**Alma mater:** ..... Valdosta State, 2008  
**Hometown:**..... Lilburn, Georgia  
**Career record (years):**..... 111-71 (6)  
**School record (years):**..... 45-42 (3)  
**SoCon record (years):**..... 28-13 (3)  
**SoCon Championship record (appearances):**..... 4-2 (3)  
**NCAA appearances:**..... 0  
 \*qualified for the 2020 NCAA tournament that was not contested.

**Assistant coaches**  
 Matt Wise..... 1st season (Transylvania, 2011)  
 Sally Higgins..... 7th season (West Texas A&M, 2014)  
 Chandler Merckerson..... 4th season (North Florida, 2014)



**SUSSY NGULEFAC**  
*Sophomore • Center*  
 9.9 ppg, 4.5 rpg in 2021-22

## 2022-23 BULLDOGS ROSTER

No.	Name	Pos.	Ht.	Yr.	Hometown/Last school
2	Macey Lee	F	6-0	Jr.	Jackson, Tenn./North Alabama
3	Masyn Marchbanks	G	5-8	Fr.	Hartselle, Ala./Hartsell
4	Sanaa Redmond	G	5-6	So.	Philadelphia, Penn./Shipley School
5	Carly Heidger	G	6-3	R-Fr.	Dacula, Ga./Hebron Christian
11	Andrea Cournoyer	G	5-4	Sr.	Merryville, La./Louisiana-Lafayette
12	Mattie Hatcher	G	5-4	So.	Little Rock, Ark./Arkansas State
20	Alyssa Tarpley	G	5-10	Fr.	Gunter, Texas/Gunte
21	Nicole Azar	G	5-11	R-Fr.	Atlanta, Ga./Hebron Christian
22	Cyndey Rivera	G	5-8	Gr.	Woodside, N.Y./Pepperdine
23	Kathleen Wheeler	F	5-10	R-So.	Priceville, Ala./Pricevill
32	Kiersten Nelson	F	6-1	So.	ew Orelans, La./Ursuline Academy
33	Rylie Stevens	G	5-11	Jr.	Fairland, Ind./Evansville
35	Sussy Ngulefac	C	6-3	So.	Lilburn, Ga./Parkvie
44	Emily Bowman	C	6-5	R-Fr.	Huntsville, Ala./Vanderbilt

## 2022-23 SCHEDULE

Date	Opponent	Time (CT)
<b>November</b>		
7	TROY	12 p.m.
10	at Vanderbilt	TBA
14	at Tennessee Tech	6 p.m.
17	at Alabama A&M	TBA
20	MILES	5 p.m.
22	TALLADEGA	6 p.m.
26	^at UCF	11 a.m.
27	^vs. Rhode Island	11 a.m.
30	at Jacksonville State	6 p.m.
<b>December</b>		
3	SOUTHERN MISS	2 p.m.
7	at Alabama State	TBA
10	at Nebraska	6 p.m.
18	at Auburn	12 p.m.
21	NORTHERN COLORADO	1 p.m.
30	BIRMINGHAM-SOUTHERN	6 p.m.
<b>January</b>		
5	*WESTERN CAROLINA	6 p.m.
7	*UNCG	2 p.m.
12	*at Chattanooga	TBA
14	*at ETSU	TBA
21	*at Mercer	TBA
26	*FURMAN	6 p.m.
28	*WOFFORD	2 p.m.
<b>February</b>		
2	*at UNCG	TBA
4	*at Western Carolina	TBA
9	*ETSU	6 p.m.
11	*CHATTANOOGA	4 p.m.
18	*MERCER	2 p.m.
23	*at Wofford	6 p.m.
25	*at Furman	TBA
<b>March</b>		
2-5	Ingles SoCon Championship (Asheville, N.C.)	

^ - UCF Thanksgiving Classic (Orlando, Fla.)  
 \* conference game; All times Central

## KUHNS YEAR-BY-YEAR

Year	School	Record	Pct.	SoCon	Pct.
2016-17	Valdosta State	22-10	.688	-	-
2017-18	Valdosta State	23-9	.719	-	-
2018-19	Valdosta State	21-10	.667	-	-
<b>Valdosta State (3)</b>		<b>66-29</b>	<b>.695</b>	-	-
2019-20	Samford	18-14	.562	10-4	.714
2020-21	Samford	14-11	.560	11-2	.846
2021-22	Samford	13-17	.433	7-7	.500
<b>Samford (3)</b>		<b>45-42</b>	<b>.517</b>	<b>28-13</b>	<b>.682</b>
<b>Career (6)</b>		<b>111-71</b>	<b>.610</b>	<b>28-13</b>	<b>.682</b>

## SAMFORD BULLDOGS

**Basic information**  
 Location:.....Birmingham, Ala.  
 Founded:.....1841  
 Enrollment:.....5,000  
 Nickname:.....Bulldogs  
 Colors:.....Red and Blue  
 President:.....Dr. Beck Taylor  
 Athletics director:.....Martin Newton

**Team information**  
 2021-22 record:.....13-17  
 SoCon record:.....7-7 (4th)  
 Home:.....8-5  
 Away:.....4-11  
 Neutral:.....1-1  
 Letterwinners returning/lost:.....9/8  
 Starters returning/lost:.....2/3  
 Arena:.....Pete Hanna Center (5,000)  
 Arena record:.....134-54 (.712)

**SoCon regular-season titles (2)**  
 2020, 2021

**SoCon Championship titles (3)**  
 2011, 2012, 2020

**NCAA appearances (2)**  
 2011, 2012

**Media relations**  
 Tyler Brain  
 tbrain@samford.edu  
 Office: 205-726-4350  
 Cell: 256-616-3097  
 Press row: 205-726-2377  
 SamfordSports.com



Tyler Brain  
 Basketball SID



#SoConHoops





# CHATTANOOGA

## HEAD COACH SHAWN POPPIE



**Alma mater:** ..... Limestone, 2007  
**Hometown:**..... Crescent City, Ill.  
**Career record (years):**.....0-0 (0)  
**School record (years):**.....0-0 (0)  
**SoCon record (years):**.....0-0 (0)  
**SoCon Championship record (appearances):**.....0-0 (0)  
**NCAA appearances:**.....0

### Assistant coaches

Jayda Worthy..... 1st season (Radford, 2018)  
 Katelyn Grissilo..... 1st season (Aiken, 2016)  
 Jonathon Goldberg ..... 6th season (Emerson, 2014)

## 2022-23 MOCS ROSTER

No.	Name	Pos.	Ht.	Yr.	Hometown/Last school
1	Audrey Canter	G	5-9	Jr.	Chattanooga, Tenn./Silverdale Baptist Academy
2	Brooklyn Crouch	G	5-7	Fr.	Cookeville, Tenn./Upperman
3	Takia Davis	F/C	6-2	So.	Calhoun, Ga./Calhoun County
5	Sigrún Ólafsdóttir	G	5-9	So.	Hafnarfjörður, Iceland/Flensburg
10	Lamiah Walker	G	5-11	So.	Chattanooga, Tenn./Signal Mountain
12	Destiny McClendon	G	5-8	So.	Greensboro, Ga./Lake Oconee
13	Yazz Wazeerud-Din	G	5-11	Gr.	Marietta, Ga./Pope
14	Amaria Pugh	G	5-10	Sr.	Dyersburg, Tenn./Dyersburg
21	Addie Grace Porter	G	5-4	So.	Lebanon, Tenn./Lebanon
22	Brooke Hampel	G	5-10	Sr.	Huntsville, Ala./Hazel Green
24	Frode Flos van der Schans	F/C	6-4	Fr.	Amersterdam, Netherlands/Orange Lions Academy
25	Abbey Cornelius	F	6-2	Gr.	Knoxville, Tenn./Hardin Valley Academy
32	Raven Thompson	F	5-10	Fr.	Atlanta, Ga./Langston Hughes
33	Karsen Murphy	F	6-0	So.	Glendive, Mont./Montana



## ABBEY CORNELIUS

**Graduate • Forward**  
 13.2 ppg, 8.9 rpg in 2021-22

## 2022-23 SCHEDULE

Date	Opponent	Time (ET)
<b>November</b>		
7	YOUNG HARRIS	TBA
9	at Belmont	TBA
12	AUSTIN PEAY	TBA
16	TENNESSEE STATE	TBA
19	at Murray State	TBA
21	KENNESAW STATE	TBA
23	at UNC Asheville	TBA
26	KING	TBA
30	at Georgia State	TBA
<b>December</b>		
3	at Alabama	TBA
6	at Tennessee	TBA
15	at North Alabama	TBA
18	at Ohio	TBA
21	at Marshall	TBA
29	JACKSONVILLE STATE	TBA
<b>January</b>		
5	*at ETSU	TBA
12	*SAMFORD	TBA
14	*MERCER	TBA
19	*at Wofford	6 p.m.
21	*at Furman	TBA
26	*UNCG	7 p.m.
28	*WESTERN CAROLINA	TBA
<b>February</b>		
4	*ETSU	TBA
9	*at Mercer	7 p.m.
11	*at Samford	5 p.m.
16	*FURMAN	TBA
18	*WOFFORD	TBA
23	*at Western Carolina	TBA
25	*at UNCG	4 p.m.
<b>March</b>		
2-5	Ingles SoCon Championship (Asheville, N.C.)	

\* - conference game; All times Eastern

## CHATTANOOGA MOCS

### Basic information

Location:..... Chattanooga, Tenn.  
 Founded:..... 1886  
 Enrollment:..... 11,728  
 Nickname:..... Mocs  
 Colors:..... Navy, Old Gold and Silver  
 Chancellor:..... Dr. Steve Angle  
 Athletics director:..... Mark Wharton

### Team information

2021-22 record:..... 7-23  
 SoCon record:..... 5-9 (T-5th)  
 Home:..... 3-11  
 Away:..... 4-11  
 Neutral:..... 0-1  
 Letterwinners returning/lost:..... 7/5  
 Starters returning/lost:..... 4/1  
 Arena:..... McKenzie Arena (10,966)  
 Arena record:..... 433-104 (.806)

### SoCon regular-season titles (22)

1984-86, 1991-92, 2000-10, 2013-17, 2020

### SoCon Championship titles (18)

1984-86, 1989, 1992, 2001-04, 2006-08, 2010, 2013-17

### NCAA appearances (15)

1989, 1992, 2001-04, 2006-08, 2010, 2013-17

### Media relations

Anne Wehunt  
 anne-wehunt@utc.edu  
 Office: 423-425-4618  
 Cell: 423-933-5764  
 Press row: 423-756-5476  
 GoMocs.com



Anne Wehunt  
Basketball SID

## POPPIE YEAR-BY-YEAR

Year	School	Record	Pct.	SoCon	Pct.
2022-23	Chattanooga	First season			
<b>Career (First season)</b>		<b>0-0</b>	<b>.000</b>	<b>0-0</b>	<b>.000</b>



#SoConHoops





# WESTERN CAROLINA

## HEAD COACH KILEY HILL



**Alma mater:** ..... Arkansas Tech, 1995  
**Hometown:**..... Hot Springs, Ark.  
**Career record (years):**..... 312-254 (20)  
**School record (years):**..... 18-59 (3)  
**SoCon record (years):**..... 5-36 (3)  
**SoCon Championship record (appearances):**.....0-3 (3)  
**NCAA appearances:**.....0

### Assistant coaches

Megan Brown..... 4th season (Southern Miss, 2017)  
 Kendra Eaton.....2nd season (Western Carolina, 2009)  
 Eileen Van Horn..... 1st season (Marist, 2016)



**ZANORIA CRUZ**  
*Junior • Guard/forward*  
*8.7 ppg, 2.9 rpg in 2020-21*

## 2022-23 CATAMOUNTS ROSTER

#	Name	Pos.	Ht.	Yr.	Hometown/Last school
0	Tamori Plantin	F	6-0	Fr.	Buford, Ga./Buford
1	Reagan Trumm	G	5-9	Fr.	Powell, Tenn./Powell
2	Kehinde Obasuyi	G	5-5	Fr.	Villa Rice, Ga./Carrollton
3	Kyla Allison	G	6-0	Gr.	Orlando, Fla./Middle Tennessee
4	Mya Love	G	5-8	Jr.	Jonesboro, Ark./Arkansas State
12	Joi Reid	G	6-0	Jr.	Ellenwood, Ga./Forest Park
13	Zanoria Cruz	SG/F	-10	Jr.	Orlando, Fla./Lake Highland Preparatory School
14	Jacey Justice	G	5-8	So.	Peebles, Ohio/Pebbles
15	Ewa Kielar	F	6-1	Jr.	Pabianice, Poland/South Plains College
23	Erin Stack	F	6-3	Fr.	St. Charles, Ill./St. Charles
25	Bailey Trumm	G	5-7	So.	Powell, Tenn./App State
31	Audrey Meyers	G/F	6-0	Jr.	Columbia, S.C./Cardinal Newman
32	Endia Holliday	P	6-1	Sr.	Ellisville, Miss./Jones College
33	Shayane Poirot-Allard	G	5-8	So.	Cavalaire-Sur-Mer, France/Western Nebraska CC

## 2022-23 SCHEDULE

Date	Opponent	Time (ET)
<b>November</b>		
7	BLUEFIELD	TBA
10	WINTHROP	TBA
13	at LSU	TBA
15	at Presbyterian	TBA
18	at USC Upstate	TBA
23	at Charleston Southern	11 a.m.
28	at UNC Asheville	TBA

<b>December</b>		
1	QUEENS	TBA
3	UAB	TBA
6	CAMPBELL	TBA
10	at Clemson	2 p.m.
11	MONTREAT	TBA
19	NORTH CAROLINA CENTRAL	TBA
21	UNC WILMINGTON	TBA
30	SOUTHERN WESLEYAN	TBA

<b>January</b>		
5	*at Samford	7 p.m.
7	*at Mercer	2 p.m.
12	*WOFFORD	TBA
14	*FURMAN	TBA
19	*UNCG	7 p.m.
26	*at ETSU	TBA
28	*at Chattanooga	TBA

<b>February</b>		
2	*MERCER	TBA
4	*SAMFORD	TBA
9	*at Furman	TBA
11	*at Wofford	2 p.m.
18	*at UNCG	4 p.m.
23	*CHATTANOOGA	TBA
25	*ETSU	TBA

**March**  
 2-5 Ingles SoCon Championship (Asheville, N.C.)

\* - conference game; All times Eastern.

## HILL YEAR-BY-YEAR

Year	School	Record	Pct.	SoCon	Pct.
1999-00	West Alabama	15-11	.577	-	-
<b>West Alabama (1)</b>					
2000-01	Valdosta State	15-12	.556	-	-
2001-02	Valdosta State	10-16	.385	-	-
2002-03	Valdosta State	15-12	.556	-	-
2003-04	Valdosta State	17-10	.630	-	-
2004-05	Valdosta State	24-7	.774	-	-
2005-06	Valdosta State	18-10	.643	-	-
2006-07	Valdosta State	24-7	.774	-	-
2007-08	Valdosta State	26-6	.812	-	-
2008-09	Valdosta State	21-9	.700	-	-
2009-10	Valdosta State	20-9	.690	-	-
2010-11	Valdosta State	14-13	.519	-	-
2011-12	Valdosta State	22-8	.733	-	-
2012-13	Valdosta State	16-11	.593	-	-
2013-14	Valdosta State	12-15	.444	-	-
2014-15	Valdosta State	14-15	.483	-	-
2015-16	Valdosta State	11-17	.393	-	-
<b>Valdosta State (16)</b>		<b>279-177</b>	<b>.612</b>	-	-
2019-20	Western Carolina	5-25	.167	2-12	.143
2020-21	Western Carolina	6-18	.250	3-10	.231
2021-22	Western Carolina	7-23	.233	0-14	.000
<b>Western Carolina (3)</b>		<b>18-59</b>	<b>.234</b>	<b>5-36</b>	<b>.122</b>

**Career (20)**                      **312-254 .551**    **5-36 .122**



## WESTERN CAROLINA CATAMOUNTS

### Basic information

Location: .....Cullowhee, N.C.  
 Founded: ..... 1889  
 Enrollment: .....12,000  
 Nickname: ..... Catamounts  
 Colors: ..... Purple and Gold  
 Chancellor: ..... Kelli R. Brown  
 Athletics director: ..... Alex Gary

### Team information

2021-22 record: ..... 7-23  
 SoCon record: ..... 0-14 (8th)  
 Home: ..... 6-11  
 Away: ..... 1-11  
 Neutral: ..... 0-1  
 Letterwinners returning/lost: ..... 7/8  
 Starters returning/lost: ..... 3/2  
 Arena: ..... Ramsey Center (7,826)  
 Arena record: ..... 204-240 (.459)

**SoCon regular-season titles (1)** .....  
 2007

**SoCon Championship titles (2)** .....  
 2005, 2009

**NCAA appearances (2)** .....  
 2005, 2009

### Media relations

Denise Gideon  
 dgideon@email.wcu.edu  
 Office: 828-227-2336  
 Cell: 828-506-2249  
 Press row: 828-227-2129  
 CatamountSports.com



Denise Gideon  
 Basketball SID

#SoConHoops



## 2021-22 STATISTICS

### Overall statistics

Player	GP	GS	Min	Avg	FG	FGA	Pct	3FG	3FGA	Pct	FT	FTA	Pct	R-Off	R-Def	Reb	Avg	PF	FO	A	TO	Blk	Stl	Pts	Avg
Nadia Marshall	24	8	638	26.6	99	225	.440	3	13	.231	36	53	.679	63	100	163	6.8	47	0	12	40	3	23	237	9.9
Zanoria Cruz	29	24	747	25.8	93	272	.342	23	101	.228	42	52	.808	31	53	84	2.9	62	2	68	99	12	12	251	8.7
Vanessa Oduah	23	11	512	22.3	65	202	.322	19	77	.247	24	30	.800	9	67	76	3.3	36	0	28	59	2	23	173	7.5
Endia Holliday	28	13	391	14.0	57	125	.456	0	0	.000	56	87	.644	48	63	111	4.0	69	4	5	40	14	16	170	6.1
Tembre Moates	28	11	531	19.0	60	148	.405	1	4	.250	13	16	.813	36	47	83	3.0	54	1	13	43	8	16	134	4.8
Joi Reid	30	25	744	24.8	48	107	.449	0	1	.000	31	70	.443	59	83	142	4.7	97	6	46	49	15	25	127	4.2
Madison Pack	27	20	553	20.5	46	145	.317	19	76	.250	3	6	.500	19	69	88	3.3	35	0	16	32	11	8	114	4.2
Bailey Trumm	27	7	395	14.6	32	95	.337	28	87	.322	1	3	.333	0	37	37	1.4	12	0	8	11	1	12	93	3.4
Andrea Martin Ruiz	28	17	510	18.2	41	91	.451	0	6	.000	13	19	.684	6	49	55	2.0	37	2	47	75	4	27	95	3.4
Mykaylyn Davis	18	3	259	14.4	17	39	.436	1	5	.200	7	22	.318	3	30	33	1.8	22	0	31	29	2	24	42	2.3
Audrey Meyers	28	11	409	14.6	23	78	.295	7	33	.212	11	17	.647	24	33	57	2.0	22	0	13	21	4	16	64	2.3
Jacey Justice	26	0	290	11.2	23	76	.303	9	41	.220	3	5	.600	5	14	19	0.7	26	0	15	35	1	16	58	2.2
Sophia Singer	11	0	63	5.7	3	13	.231	2	8	.250	1	2	.500	4	5	9	0.8	5	0	1	1	1	1	9	0.8
Grace Yocum	2	0	7	3.5	0	2	.000	0	0	.000	0	0	.000	0	1	1	0.5	1	0	0	2	1	0	0	0.0
TEAM.....														52	73	125	4.2	0			42			0	
<b>Total.....</b>	<b>30</b>				<b>607</b>	<b>1618</b>	<b>.375</b>	<b>112</b>	<b>452</b>	<b>.248</b>	<b>241</b>	<b>382</b>	<b>.631</b>	<b>359</b>	<b>724</b>	<b>1083</b>	<b>36.1</b>	<b>525</b>	<b>15</b>	<b>303</b>	<b>578</b>	<b>79</b>	<b>219</b>	<b>1567</b>	<b>52.2</b>
<b>Opponents.....</b>	<b>30</b>				<b>643</b>	<b>1600</b>	<b>.402</b>	<b>199</b>	<b>606</b>	<b>.328</b>	<b>319</b>	<b>465</b>	<b>.686</b>	<b>274</b>	<b>683</b>	<b>957</b>	<b>31.9</b>	<b>421</b>	<b>-</b>	<b>320</b>	<b>468</b>	<b>69</b>	<b>230</b>	<b>1804</b>	<b>60.1</b>

### Conference-only statistics

Player	GP	GS	Min	Avg	FG	FGA	Pct	3FG	3FGA	Pct	FT	FTA	Pct	R-Off	R-Def	Reb	Avg	PF	FO	A	TO	Blk	Stl	Pts	Avg
Zanoria Cruz	13	13	355	27.3	36	117	.308	10	42	.238	21	24	.875	11	23	34	2.6	30	2	29	47	6	2	103	7.9
Nadia Marshall	9	4	239	26.6	28	80	.350	1	4	.250	9	17	.529	16	42	58	6.4	18	0	10	20	1	7	66	7.3
Vanessa Oduah	9	5	205	22.8	18	70	.257	10	37	.270	13	16	.813	1	21	22	2.4	14	0	10	20	2	7	59	6.6
Joi Reid	14	14	400	28.6	31	70	.443	0	0	.000	18	46	.391	33	40	73	5.2	50	3	34	35	7	11	80	5.7
Madison Pack	14	10	341	24.4	30	90	.333	16	53	.302	2	4	.500	10	43	53	3.8	25	0	7	19	8	4	78	5.6
Tembre Moates	13	6	269	20.7	29	78	.372	0	2	.000	11	12	.917	19	19	38	2.9	26	1	8	18	3	12	69	5.3
Bailey Trumm	14	5	264	18.9	22	61	.361	18	54	.333	0	0	.000	0	23	23	1.6	7	0	4	7	1	10	62	4.4
Endia Holliday	14	6	174	12.4	17	53	.321	0	0	.000	23	40	.575	21	34	55	3.9	33	3	2	19	5	5	57	4.1
Andrea Martin Ruiz	12	3	164	13.7	14	34	.412	0	3	.000	0	1	.000	3	18	21	1.8	9	0	12	23	1	7	28	2.3
Audrey Meyers	13	4	179	13.8	11	34	.324	4	16	.250	4	6	.667	8	13	21	1.6	10	0	2	9	0	3	30	2.3
Jacey Justice	10	0	97	9.7	9	26	.346	3	13	.231	0	0	.000	2	4	6	0.6	9	0	6	8	0	7	21	2.1
Mykaylyn Davis	8	0	87	10.9	5	14	.357	1	3	.333	2	8	.250	2	12	14	1.8	8	0	8	9	1	5	13	1.6
Sophia Singer	5	0	26	5.2	1	6	.167	1	5	.200	0	0	.000	1	2	3	0.6	4	0	0	0	1	0	3	0.6
TEAM.....														26	26	52	3.7	0			21			0	
<b>Total.....</b>	<b>14</b>				<b>251</b>	<b>733</b>	<b>.342</b>	<b>64</b>	<b>232</b>	<b>.276</b>	<b>103</b>	<b>174</b>	<b>.592</b>	<b>153</b>	<b>320</b>	<b>473</b>	<b>33.8</b>	<b>243</b>	<b>9</b>	<b>132</b>	<b>255</b>	<b>36</b>	<b>80</b>	<b>669</b>	<b>47.8</b>
<b>Opponents.....</b>	<b>14</b>				<b>323</b>	<b>765</b>	<b>.422</b>	<b>102</b>	<b>281</b>	<b>.363</b>	<b>145</b>	<b>211</b>	<b>.687</b>	<b>133</b>	<b>343</b>	<b>476</b>	<b>34.0</b>	<b>194</b>	<b>-</b>	<b>174</b>	<b>187</b>	<b>37</b>	<b>99</b>	<b>893</b>	<b>63.8</b>



**KYLA ALLISON**  
 Graduate • Guard  
 10.7 ppg, 4.4 rpg in 2020-21

## 2021-22 RESULTS

(7-23 overall, 0-14 SoCon; 8th)

Date	Opponent	Result	Score
11/09/21	EMORY & HENRY	W	72-48
11/12/21	UNC ASHEVILLE	L(OT)	72-74
11/16/21	PRESBYTERIAN	W	52-51
11/20/21	CHARLESTON SOUTHERN	W	74-48
11/23/21	at Cincinnati	L	45-46
11/26/21	at Alabama	L	43-77
11/29/21	MARS HILL	W	70-51
12/01/21	USC UPSTATE	L(OT)	51-58
12/04/21	at Winthrop	L	55-71
12/06/21	at Campbell	L	40-53
12/09/21	TENNESSEE TECH	L	50-67
12/12/21	at South Carolina State	W	61-52
12/20/21	DAVIDSON	L	46-68
01/02/22	MONTREAT	W	79-23
*01/06/22	at Wofford	L	48-72
*01/08/22	at Furman	L	59-71
*01/13/22	SAMFORD	L	47-62
*01/15/22	MERCER	L	58-69
*01/20/22	at Chattanooga	L	48-55
*01/22/22	at ETSU	L	45-68
*01/29/22	UNCG	L	29-64
*02/03/22	FURMAN	L	58-63
*02/05/22	WOFFORD	L	49-71
*02/10/22	at Mercer	L	40-46
*02/12/22	at Samford	L	51-64
*02/17/22	ETSU	L	51-58
*02/19/22	CHATTANOOGA	L	47-63
02/22/22	EMORY & HENRY	W	42-39
*02/26/22	at UNCG	L	39-67
03/03/22	vs Mercer (SC)	L	46-85

\* - Southern Conference game  
 (SC) - Southern Conference Championship (Asheville, N.C.)



# WOFFORD

## HEAD COACH JIMMY GARRITY



**Alma mater:** .....Elon, 1989  
**Hometown:**.....Cary, N.C.  
**Career record (years):**.....150-118 (9)  
**School record (years):**.....84-92 (6)  
**SoCon record (years):**.....39-45 (6)  
**SoCon Championship record (appearances):**.....4-6 (6)  
**NCAA appearances:**.....2 (0 in NCAA DI)

### Assistant coaches

Mike Merrill..... 6th season (UNC Wilmington, 2007)  
 Trent Bunn.....5th season (North Carolina, 2001)  
 Ashley Raley-Ross..... 1st season (Queens, 2010)

## 2022-23 TERRIERS ROSTER

NO.	NAME	POS.	HT.	YR.	HOMETOWN / HS / PREVIOUS SCHOOL
0	Ja'Rae Smith	G	5-6	Jr.	Piedmont, S.C. / Woodmont
1	Annabelle Schultz	G	5-7	Jr.	Asheville, N.C. / Erwin
2	Jessie Parish	F	6-2	Fr.	Dacula, Ga. / Hebron Christian Academy
3	Sydnee Richetto	G	5-8	So.	Mt. Juliet, Tenn. / Green Hill
5	Helen Matthews	G	5-10	So.	Kaiapoi, New Zealand / Kaiapoi
10	Libby Privett	G	5-8	Fr.	Huntsville, Ala. / Madison Academy
12	Rachael Rose	G	5-7	So.	Scranton, Pa. / Scranton Prep / USC Upstate
14	Lilly Hatton	F	6-1	Sr.	Georgetown, Ind. / North Harrison
20	Indiya Clarke	G	5-11	Fr.	Wasilla, Alaska / Cony
22	Sophie Smith	G	6-7	Fr.	Cumming, Ga. / Denmark
30	Jackie Carman	G	5-8	5th	Twinsburg, Ohio / Hathaway Brown
40	Abbey Crawford	F	6-1	Jr.	Blountville, Tn. / Sullivan Central



## LILLY HATTON

Senior • Forward

9.7 ppg, 5.7 rpg in 2021-22

## 2022-23 SCHEDULE

Date	Opponent	Time (ET)
<b>November</b>		
7	at Youngstown State	7 p.m.
10	at Clemson	7 p.m.
16	<b>COASTAL CAROLINA</b>	7 p.m.
19	at High Point	7 p.m.
22	at UNC Wilmington	7 p.m.
28	<b>SOUTHERN WESLEYAN</b>	7 p.m.
30	<b>DAVIDSON</b>	11 a.m.
<b>December</b>		
3	<b>APP STATE</b>	2 p.m.
6	<b>EMORY &amp; HENRY</b>	TBA
11	at North Carolina	1 p.m.
17	at Bellarmine	1 p.m.
19	at UNC Asheville	5 p.m.
27	at Tennessee	6:30 p.m.
31	<b>ERSKINE</b>	11 a.m.
<b>January</b>		
5	<b>*FURMAN</b>	6 p.m.
12	*at Western Carolina	TBA
14	*at UNCG	4 p.m.
19	<b>*CHATTANOOGA</b>	6 p.m.
21	<b>*ETSU</b>	2 p.m.
26	*at Mercer	7 p.m.
28	*at Samford	2 p.m.
<b>February</b>		
4	*at Furman	TBA
9	<b>*UNCG</b>	7 p.m.
11	<b>*WESTERN CAROLINA</b>	2 p.m.
16	*at ETSU	TBA
18	*at Chattanooga	TBA
23	<b>*SAMFORD</b>	7 p.m.
25	<b>*MERCER</b>	2 p.m.
<b>March</b>		
2-5	Ingles SoCon Championship (Asheville, N.C.)	

\* - conference game ; All times Eastern.

## WOFFORD TERRIERS

### Basic information

Location: ..... Spartanburg, S.C.  
 Founded:.....1854  
 Enrollment:.....1,750  
 Nickname:..... Terriers  
 Colors:.....Old Gold and Black  
 President:.....Dr. Nayef H. Samhat  
 Athletics director:.....Richard Johnson

### Team information

2021-22 record:.....17-14  
 SoCon record:.....11-3 (2nd)  
 Home:.....10-4  
 Away:.....6-7  
 Neutral:.....1-3  
 Letterwinners returning/lost:.....7/6  
 Starters returning/lost:.....2/3  
 Arena:..... Richardson Indoor Stadium (3,400)  
 Arena record:.....48-20 (.706)

SoCon regular-season titles (0) .....

SoCon Championship titles (0) .....

NCAA appearances (0) .....

### Media relations

Wyatt Streett  
 streettw@wofford.edu  
 Office: 864-597-4098  
 Cell: 843-496-8030  
 Press row: 864-597-4487  
 WoffordTerriers.com



Wyatt Streett  
Basketball SID

## GARRITY YEAR-BY-YEAR

Year	School	Record	Pct.	SoCon	Pct.
2013-14	Anderson	16-14	.533	-	-
2014-15	Anderson	27-5	.844	-	-
2015-16	Anderson	23-7	.767	-	-
<b>Anderson (3)</b>		<b>66-26</b>	<b>.717</b>	-	-
2016-17	Wofford	13-17	.433	3-11	.214
2017-18	Wofford	10-20	.333	3-11	.214
2018-19	Wofford	16-15	.516	7-7	.500
2019-20	Wofford	15-15	.500	8-6	.571
2020-21	Wofford	13-11	.542	7-7	.500
2021-22	Wofford	17-14	.548	11-3	.786
<b>Wofford (6)</b>		<b>84-92</b>	<b>.477</b>	<b>39-45</b>	<b>.464</b>
<b>Career (9)</b>		<b>150-118</b>	<b>.560</b>	<b>39-45</b>	<b>.464</b>



# TERRIERS



## 2021-22 STATISTICS

### Overall statistics

Player	GP	GS	Min	Avg	FG	FGA	Pct	3FG	3FGA	Pct	FT	FTA	Pct	R-Off	R-Def	Reb	Avg	PF	FO	A	TO	Blk	Stl	Pts	Avg
Jackie Carman	30	28	850	28.3	128	330	.388	62	185	.335	54	79	.684	12	70	82	2.7	33	0	39	24	0	27	372	12.4
Lilly Hatton	31	31	877	28.3	115	303	.380	31	109	.284	41	59	.695	63	115	178	5.7	61	0	31	43	29	14	302	9.7
Niyah Lutz	31	31	798	25.7	101	280	.361	42	101	.416	25	32	.781	42	134	176	5.7	52	0	62	63	3	28	269	8.7
Reagan Rapert	31	30	860	27.7	81	247	.328	34	116	.293	69	79	.873	20	83	103	3.3	44	0	112	80	0	38	265	8.5
Alexis Tomlin	31	31	822	26.5	99	231	.429	0	1	.000	64	84	.762	82	149	231	7.5	55	0	24	52	31	28	262	8.5
Annabelle Schultz	31	1	610	19.7	63	197	.320	44	145	.303	18	22	.818	18	55	73	2.4	53	0	20	19	3	33	188	6.1
Helen Matthews	28	2	514	18.4	63	173	.364	10	51	.196	21	34	.618	32	60	92	3.3	46	0	48	51	6	21	157	5.6
Sydnee Richetto	26	0	267	10.3	42	100	.420	20	51	.392	12	13	.923	5	14	19	0.7	18	0	12	17	1	11	116	4.5
Abbey Crawford	26	0	220	8.5	32	59	.542	0	1	.000	7	11	.636	10	20	30	1.2	21	0	4	11	4	6	71	2.7
Lawren Cook	6	0	131	21.8	5	20	.250	2	5	.400	1	2	.500	3	25	28	4.7	6	0	7	11	0	0	13	2.2
Ja'Rae Smith	15	0	110	7.3	8	19	.421	1	3	.333	4	8	.500	2	5	7	0.5	18	0	14	11	0	4	21	1.4
Alea Harris	19	1	141	7.4	6	25	.240	2	9	.222	1	2	.500	5	11	16	0.8	10	0	12	14	2	4	15	0.8
MaryMartha Turner	1	0	1	1.0	0	1	.000	0	0	.000	0	0	.000	1	0	1	1.0	0	0	0	0	0	1	0	0.0
TEAM.....														36	55	91	2.9	0			19			0	
<b>Total.....</b>	<b>31</b>				<b>743</b>	<b>1985</b>	<b>.374</b>	<b>248</b>	<b>777</b>	<b>.319</b>	<b>317</b>	<b>425</b>	<b>.746</b>	<b>331</b>	<b>796</b>	<b>1127</b>	<b>36.4</b>	<b>417</b>	<b>0</b>	<b>385</b>	<b>415</b>	<b>79</b>	<b>215</b>	<b>2051</b>	<b>66.2</b>
<b>Opponents.....</b>	<b>31</b>				<b>731</b>	<b>1881</b>	<b>.389</b>	<b>209</b>	<b>748</b>	<b>.279</b>	<b>254</b>	<b>381</b>	<b>.667</b>	<b>320</b>	<b>865</b>	<b>1185</b>	<b>38.2</b>	<b>479</b>	<b>-</b>	<b>359</b>	<b>509</b>	<b>87</b>	<b>202</b>	<b>1925</b>	<b>62.1</b>

### Conference-only statistics

Player	GP	GS	Min	Avg	FG	FGA	Pct	3FG	3FGA	Pct	FT	FTA	Pct	R-Off	R-Def	Reb	Avg	PF	FO	A	TO	Blk	Stl	Pts	Avg
Jackie Carman	13	13	401	30.8	58	162	.358	28	94	.298	21	33	.636	5	30	35	2.7	14	0	20	10	0	17	165	12.7
Lilly Hatton	14	14	431	30.8	57	146	.390	16	55	.291	26	38	.684	34	51	85	6.1	27	0	13	19	16	6	156	11.1
Reagan Rapert	14	13	424	30.3	46	124	.371	18	57	.316	33	38	.868	8	46	54	3.9	25	0	61	35	0	17	143	10.2
Niyah Lutz	14	14	399	28.5	56	138	.406	22	51	.431	7	8	.875	15	68	83	5.9	25	0	35	33	3	14	141	10.1
Alexis Tomlin	14	14	401	28.6	45	106	.425	0	0	.000	30	41	.732	38	68	106	7.6	23	0	11	21	20	15	120	8.6
Helen Matthews	11	0	202	18.4	31	71	.437	6	28	.214	7	12	.583	11	25	36	3.3	18	0	17	9	3	10	75	6.8
Annabelle Schultz	14	1	306	21.9	30	89	.337	21	68	.309	10	12	.833	6	27	33	2.4	30	0	6	8	2	14	91	6.5
Sydnee Richetto	12	0	96	8.0	12	32	.375	7	18	.389	1	2	.500	0	3	3	0.3	7	0	3	4	1	2	32	2.7
Abbey Crawford	10	0	48	4.8	10	17	.588	0	0	.000	0	3	.000	3	7	10	1.0	5	0	1	1	0	2	20	2.0
Ja'Rae Smith	6	0	23	3.8	2	4	.500	0	1	.000	0	0	.000	0	3	3	0.5	6	0	2	4	0	0	4	0.7
Alea Harris	11	1	69	6.3	3	10	.300	1	4	.250	0	0	.000	2	3	5	0.5	6	0	6	7	1	2	7	0.6
TEAM.....														13	26	39	2.8	0			7			0	
<b>Total.....</b>	<b>14</b>				<b>350</b>	<b>899</b>	<b>.389</b>	<b>119</b>	<b>376</b>	<b>.316</b>	<b>135</b>	<b>187</b>	<b>.722</b>	<b>135</b>	<b>357</b>	<b>492</b>	<b>35.1</b>	<b>186</b>	<b>0</b>	<b>175</b>	<b>158</b>	<b>46</b>	<b>99</b>	<b>954</b>	<b>68.1</b>
<b>Opponents.....</b>	<b>14</b>				<b>319</b>	<b>828</b>	<b>.385</b>	<b>74</b>	<b>300</b>	<b>.247</b>	<b>111</b>	<b>161</b>	<b>.689</b>	<b>118</b>	<b>392</b>	<b>510</b>	<b>36.4</b>	<b>214</b>	<b>-</b>	<b>150</b>	<b>231</b>	<b>37</b>	<b>72</b>	<b>823</b>	<b>58.8</b>



## JACKIE CARMAN

5th Year • Guard

12.4 ppg, 2.7 rpg in 2021-22

## 2021-22 RESULTS

(17-14 overall, 11-3 SoCon; 2nd)

Date	Opponent	Result	Score
11/09/21	COLL. OF CHARLESTON	L	48-80
11/12/21	at NC State	L	57-90
11/14/21	vs Towson	L	48-64
11/15/21	vs Florida	L	47-61
11/19/21	SOUTHERN WESLEYAN	W	106-55
11/23/21	UNC ASHEVILLE	L	64-70
11/30/21	HIGH POINT	W	74-52
12/04/21	at Coastal Carolina	L	46-58
12/08/21	BREVARD	W	101-37
12/12/21	at Appalachian State	W	78-65
12/17/21	at Clemson	L	49-84
12/20/21	NORTHERN KENTUCKY	L	64-84
12/30/21	at Tulane	L	62-72
01/01/22	ERSKINE	W	72-26
*01/06/22	WESTERN CAROLINA	W	72-48
*01/13/22	at Furman	W	74-69
*01/20/22	at Samford	W	80-69
*01/22/22	at Mercer	L	53-67
*01/27/22	CHATTANOOGA	W	76-53
*01/29/22	ETSU	W	73-51
*02/03/22	at UNCG	W	63-45
*02/05/22	at Western Carolina	W	71-49
*02/12/22	FURMAN	W	72-54
*02/17/22	MERCER	L	57-74
*02/19/22	SAMFORD	W	60-52
*02/21/22	UNCG	W	55-47
*02/24/22	at ETSU	L	64-70
*02/26/22	at Chattanooga	W	84-75
03/03/22	vs ETSU	W	66-54
03/04/22	vs Furman	L	59-64
03/17/22	at Middle Tennessee	L	56-86

\* - Southern Conference game  
(SC) - Southern Conference Championship (Asheville, N.C.)



**ETSU**  
**Brooks Gym (2,476)**  
Press row: 616-755-4840



**FURMAN**  
**Timmons Arena (3,000)**  
Press row: 864-294-3620




**MERCER**  
**Hawkins Arena (3,500)**  
Press row: 404-915-1385



**UNCG**  
**Fleming Gymnasium (2,320)**  
Press row: 336-334-3270

#SoConHoops

# SOCON HOME COURTS



## **SAMFORD**

**Pete Hanna Center (5,000)**

Press row: 205-726-2377



## **CHATTANOOGA**

**The McKenzie Arena (10,966)**


Press row: 423-756-5476



## **WESTERN CAROLINA**

**Liston B. Ramsey Regional Activity Center (7,826)**

Press row: 828-227-2129



## **WOFFORD**

**Jerry Richardson Indoor Stadium (3,400)**

Press row: 864-597-4487



## **SOCON CHAMPIONSHIP**

**Harrah's Cherokee Center – Asheville (6,300)**

Press row: TBD

## 2021-22 SOUTHERN CONFERENCE STANDINGS

	Conference							Overall							
	W	L	Pct	PF	PA	Home	Away	W	L	Pct	PF	PA	Home	Away	Neutral
Mercer	13	1	.929	947	772	6-1	7-0	23	7	.767	1933	1707	10-3	10-4	3-0
Wofford	11	3	.786	954	823	6-1	5-2	17	14	.548	2051	1925	10-4	6-7	1-3
Furman	10	4	.714	925	851	5-2	5-2	20	14	.588	2183	2112	9-3	7-9	4-2
Samford	7	7	.500	948	924	4-3	3-4	13	17	.433	1908	2014	8-5	4-11	1-1
UNCG	5	9	.357	770	810	3-4	2-5	9	19	.321	1524	1578	6-7	3-10	0-2
Chattanooga	5	9	.357	856	895	2-5	3-4	7	23	.233	1808	2063	3-11	4-11	0-0
ETSU	5	9	.357	786	887	3-4	2-5	6	22	.214	1550	1905	4-7	2-13	0-2
Western Carolina	0	14	.000	669	893	0-7	0-7	7	23	.233	1567	1804	6-11	1-11	0-1

## 2022 SOUTHERN CONFERENCE TOURNAMENT RESULTS

### Thursday, March 3

Game 1 – No. 1 Mercer 85, No. 8 Western Carolina 46  
 Game 2 – No. 4 Samford 59, No. 5 UNCG 40  
 Game 3 – No. 2 Wofford 66, No. 7 ETSU 54  
 Game 4 – No. 3 Furman 70, No. 6 Chattanooga 63 (OT)

### Friday, March 4

Game 5 – No. 1 Mercer 65, No. 4 Samford 35  
 Game 6 – No. 3 Furman 64, No. 2 Wofford 59

### Sunday, March 6

Game 7 – No. 1 Mercer 73, No. 3 Furman 54



*Amoria Neal-Tysor was named the SoCon tournament Most Outstanding Player for the second straight year in 2022.*



### NCAA Championship

#2 UConn 83,  
 #15 Mercer 38  
 First Round  
 Storrs, Conn.

### WNIT

Middle Tennessee 86,  
 Wofford 58  
 First Round  
 Murfreesboro, Tenn.

### WBI

Bowling Green 82, Furman 61  
 Lexington, Ky.

Autin Peay 73, Furman 59  
 Lexington, Ky.

Furman 69, Northeastern 61  
 Lexington, Ky.

# 2021-22 YEAR IN REVIEW



## SOUTHERN CONFERENCE AWARDS

### Coaches Awards

**Player of the Year** ..... Tierra Hodges, Sr., F, Furman  
**Freshman of the Year** ..... Erin Houpt, G, Mercer  
**Defensive Player of the Year** ..... Shannon Titus, 5th., G/F, Mercer  
**Coach of the Year** ..... Susie Gardner, Mercer  
**Ann Lashley Inspiration Award** ..... Aja Boyd, Gr., G/F, UNCG

### Southern Conference Sports Media Association Awards

**Player of the Year** ..... Tierra Hodges, Sr., F, Furman  
**Co-Freshman of the Year** ..... Erin Houpt, G, Mercer  
**Co-Freshman of the Year** ..... Sussy Ngulefac, C, Samford  
**Coach of the Year** ..... Susie Gardner, Mercer  
**Tournament Most Outstanding Player** ..... Amoria Neal-Tysor, Mercer  
**Pinnacle Award** ..... Eliza Snyder, Mercer



Samford's Sussy Ngulefac was the Co-Freshman of the Year from the Sports Media Association

## ALL-CONFERENCE TEAMS

### Coaches All-Conference Team

**First team**  
 Tierra Hodges, Sr., Furman  
 Amoria Neal-Tysor, Sr., Mercer  
 Shannon Titus, 5th, Mercer  
 Andrea Cournoyer, Jr., Samford  
 Jackie Carman, Sr., Wofford

### Second team

Tate Walters, So., Furman  
 Jaron Dougherty, Sr., Mercer  
 Aja Boyd, Gr., UNCG  
 Abbey Cornelius, Jr., Chattanooga  
 Lilly Hatton, Jr., Wofford

### All-defensive team

Shannon Titus, 5th, Mercer  
 Andrea Cournoyer, Jr., Samford  
 Abbey Cornelius, Jr., Chattanooga  
 Joi Reid, So., Western Carolina  
 Reagan Rapert, Fr., Wofford

### Media All-Conference Team

**First team**  
 Tierra Hodges, Sr., Furman  
 Amoria Neal-Tysor, Sr., Mercer  
 Shannon Titus, 5th, Mercer  
 Andrea Cournoyer, Jr., Samford  
 Jackie Carman, Sr., Wofford

### Second team

Grace Van Rij, Sr., Furman  
 Tate Walters, So. Furman  
 Jaron Dougherty, Sr., Mercer  
 Aja Boyd, Gr., UNCG  
 Abbey Cornelius, Jr., Chattanooga  
 Lilly Hatton, Jr., Wofford

### Third team

Courtney Moore, Fr., ETSU  
 Natalie Armstrong, Sr., Samford  
 Sussy Ngulefac, Fr., Samford  
 Niyah Lutz, Sr., Wofford  
 Alexis Tomlin, Sr., Wofford

## ALL-TOURNAMENT TEAM

### First Team

Tierra Hodges, Furman  
 Tate Walters, Furman  
 Amoria Neal-Tysor, Mercer (MOP)  
 Shannon Titus, Mercer  
 Alexis Tomlin, Wofford

### Second Team

Carly Hooks, ETSU  
 Grace van Rij, Furman  
 Jaron Dougherty, Mercer  
 Abbey Cornelius, Chattanooga  
 Jackie Carman, Wofford



Furman forward Tierra Hodges was the Southern Conference player of the year in 2021-22.



Mercer's Susie Gardner was named the SoCon Coach of the Year by the coaches and media after leading the Bears to the regular-season title.

## PLAYERS OF THE WEEK

PRESENTED BY **GEICO**

Date	Name	Pos.	School
Nov. 16	Jaron Dougherty	F	Mercer
Nov. 23	Tierra Hodges	G/F	Furman
Nov. 30	Tate Walters	G	Furman
Dec. 7	Abbey Cornelius	C	Chattanooga
Dec. 14	Jackie Carman	G	Wofford
Dec. 21	Jaron Dougherty	F	Mercer
Dec. 28	Sussy Ngulefac	C	Samford
Jan. 4	Abbey Cornelius	C	Chattanooga
Jan. 11	Jaron Dougherty	F	Mercer
Jan. 18	Andrea Cournoyer	G	Samford
Jan. 25	Tierra Hodges	G/F	Furman
Feb. 1	Tierra Hodges	G/F	Furman
Feb. 8	Amoria Neal-Tysor	G	Mercer
Feb. 15	Jackie Carman	G	Wofford
Feb. 22	Amoria Neal-Tysor	G	Mercer
Feb. 28	Tierra Hodges	G/F	Furman

## PLAYERS OF THE MONTH

Month	Name	Pos.	School
Nov.	Tierra Hodges	Forward	Furman
Dec.	Tierra Hodges	Forward	Furman
Jan.	Tierra Hodges	Forward	Furman
Feb.	Amoria Neal-Tysor	Guard	Mercer

## ALL-FRESHMAN TEAMS

### Coaches All-Freshman Team

Niveya Henley, Furman  
 Erin Houpt, Mercer  
 Isys Grady, UNCG  
 Sussy Ngulefac, Samford  
 Reagan Rapert, Wofford

### Media All-Freshman Team

Nigeria Harkless, Mercer  
 Erin Houpt, Mercer  
 Isys Grady, UNCG  
 Sussy Ngulefac, Samford  
 Reagan Rapert, Wofford

# 2021-22 INDIVIDUAL STATS

## SCORING

##	Player-Team	Cl	G	FG	3FG	FT	Pts	Avg.
1.	Tierra Hodges-FUR	SR	33	223	23	128	597	18.1
2.	Amoria Neal-Tysor-MER	SR	30	187	40	82	496	16.5
3.	Andrea Cournoyer-SAM	JR	30	179	66	64	488	16.3
4.	Abbey Cornelius-UTC	JR	23	113	1	77	304	13.2
5.	Tate Walters-FUR	SO	32	131	69	83	414	12.9
6.	Jackie Carman-WOF	SR	30	128	62	54	372	12.4
7.	Shannon Titus-MER	SR	30	141	1	68	351	11.7
8.	Jaron Dougherty-MER	SR	30	132	9	47	320	10.7
9.	Carly Hooks-ETSU	FR	24	98	13	43	252	10.5
10.	Dena Jarrells-UTC	SO	28	100	57	35	292	10.4
11.	Grace van Rij-FUR	SR	33	126	3	74	329	10.0
12.	Nadia Marshall-WCU	JR	24	99	3	36	237	9.9
13.	Isys Grady-UNCG	FR	27	112	1	40	265	9.8
14.	Lilly Hatton-WOF	JR	31	115	31	41	302	9.7
15.	Aja Boyd-UNCG	SR	22	81	0	50	212	9.6

## REBOUNDING

##	Player-Team	Cl	G	OFF	DEF	TOT	Avg/G
1.	Tierra Hodges-FUR	SR	33	128	263	391	11.8
2.	Abbey Cornelius-UTC	JR	23	29	176	205	8.9
3.	Annie Ramil-SAM	JR	30	77	154	231	7.7
4.	Alexis Tomlin-WOF	SR	31	82	149	231	7.5
5.	Khalis Cain-UNCG	SO	28	89	104	193	6.9
6.	Nadia Marshall-WCU	JR	24	63	100	163	6.8
7.	Aja Boyd-UNCG	SR	22	64	85	149	6.8
8.	Shannon Titus-MER	SR	30	74	128	202	6.7
9.	Isys Grady-UNCG	FR	27	49	129	178	6.6
10.	Jaron Dougherty-MER	SR	30	42	150	192	6.4
11.	Jakhyia Davis-ETSU	FR	26	36	124	160	6.2
12.	Lilly Hatton-WOF	JR	31	63	115	178	5.7
13.	Niyah Lutz-WOF	SR	31	42	134	176	5.7
14.	Sydney James-FUR	SO	34	48	116	164	4.8
15.	Grace van Rij-FUR	SR	33	75	83	158	4.8

## FIELD GOAL PERCENTAGE

##	Player-Team	Cl	G	FG	FGA	Pct
1.	Amoria Neal-Tysor-MER	SR	30	187	436	.429
2.	Andrea Cournoyer-SAM	JR	30	179	440	.407
3.	Tierra Hodges-FUR	SR	33	223	552	.404

## ASSISTS

##	Player-Team	Cl	G	Assists	Avg/G
1.	TATE WALTERS-FUR	SO	32	137	4.3
2.	REAGAN RAPERT-WOF	FR	31	112	3.6
3.	AMORIA NEAL-TYSOR-MER	SR	30	90	3.0
4.	SIGRUN OLAFSDOTTIR-UTC	FR	30	86	2.9
5.	SHANNON TITUS-MER	SR	30	82	2.7
6.	DENA JARRELLS-UTC	SO	28	76	2.7
7.	SANAA REDMOND-SAM	FR	30	81	2.7
8.	ANDREA COURNOYER-SAM	JR	30	73	2.4
9.	COURTNEY MOORE-ETSU	FR	28	66	2.4

## FREE THROW PERCENTAGE

##	Player-Team	Cl	G	FTM	FTA	Pct
1.	Tierra Hodges-FUR	SR	33	128	154	.831
2.	Abbey Cornelius-UTC	JR	23	77	99	.778
3.	Amoria Neal-Tysor-MER	SR	30	82	107	.766
4.	Tate Walters-FUR	SO	32	83	110	.755

## STEALS

##	Player-Team	Cl	G	Steals	Avg/G
1.	Andrea Cournoyer-SAM	JR	30	81	2.7
2.	Shannon Titus-MER	SR	30	64	2.1
3.	Amoria Neal-Tysor-MER	SR	30	51	1.7
4.	Dena Jarrells-UTC	SO	28	42	1.5
5.	Tate Walters-FUR	SO	32	47	1.5
6.	Tierra Hodges-FUR	SR	33	47	1.4
7.	Mallory Hampton-SAM	FR	28	39	1.4
8.	Reagan Rapert-WOF	FR	31	38	1.2
9.	Courtney Moore-ETSU	FR	28	34	1.2
10.	Addie Porter-UTC	FR	30	36	1.2
11.	Isys Grady-UNCG	FR	27	32	1.2

## 3-POINT FIELD GOAL PERCENTAGE

##	Player-Team	Cl	G	3FG	FGA	Pct
1.	Erin Houpt-MER	FR	29	60	148	.405
2.	Tate Walters-FUR	SO	32	69	185	.373
3.	Andrea Cournoyer-SAM	JR	30	66	183	.361
4.	Dena Jarrells-UTC	SO	28	57	162	.352
5.	Jackie Carman-WOF	SR	30	62	185	.335
6.	Courtney Moore-ETSU	FR	28	48	147	.327
7.	Sydney James-FUR	SO	34	51	185	.276

## 3-POINT FIELD GOALS MADE

##	Player-Team	Cl	G	3FG	Avg/G
1.	ANDREA COURNOYER-SAM	JR	30	66	2.2
2.	TATE WALTERS-FUR	SO	32	69	2.2
3.	ERIN HOUP-T-MER	FR	29	60	2.1
4.	JACKIE CARMAN-WOF	SR	30	62	2.1
5.	DENA JARRELLS-UTC	SO	28	57	2.0
6.	COURTNEY MOORE-ETSU	FR	28	48	1.7
7.	SYDNEY JAMES-FUR	SO	34	51	1.5
8.	SHAUNTAI BATTLE-SAM	SR	30	44	1.5
9.	PERNILLA SORENSEN-UNCG	SR	22	32	1.5
10.	ANNABELLE SCHULTZ-WOF	SO	31	44	1.4
11.	NIYAH LUTZ-WOF	SR	31	42	1.4
12.	AMORIA NEAL-TYSOR-MER	SR	30	40	1.3
13.	REAGAN RAPERT-WOF	FR	31	34	1.1
14.	BAILEY TRUMM-WCU	FR	27	28	1.0
15.	LILLY HATTON-WOF	JR	31	31	1.0

## BLOCKED SHOTS

##	Player-Team	Cl	G	Blocks	Avg/G
1.	Abbey Cornelius-UTC	JR	23	32	1.4
2.	Shannon Titus-MER	SR	30	41	1.4
3.	Khalis Cain-UNCG	SO	28	35	1.3
4.	Karsen Murphy-UTC	FR	28	31	1.1
5.	Alexis Tomlin-WOF	SR	31	31	1.0
6.	Lilly Hatton-WOF	JR	31	29	0.9
7.	Aja Boyd-UNCG	SR	22	19	0.9
8.	Jakhyia Davis-ETSU	FR	26	22	0.8
9.	Allie Thayne-MER	SR	26	16	0.6
10.	Demi Burdick-ETSU	JR	25	15	0.6
11.	Lau McNamara-Clement-MER		27	16	0.6
12.	Carly Hooks-ETSU	FR	24	14	0.6
13.	Isys Grady-UNCG	FR	27	15	0.6
14.	Sierra Votaw-MER	SR	29	16	0.6

## ASSIST/TURNOVER RATIO (MIN. 3.0 ASSISTS/GAME)

##	Player-Team	Cl	G	Asst	Avg	Turn	Avg Ratio
1.	Reagan Rapert-WOF	FR	31	112	3.6	80	2.6
2.	Tate Walters-FUR	SO	32	137	4.3	106	3.3
3.	Amoria Neal-Tysor-MER	SR	30	90	3.0	86	2.9

## MINUTES PLAYED

##	Player-Team	Cl	G	Minutes	Avg/G
1.	Tierra Hodges-FUR	SR	33	1204	36.5
2.	Shannon Titus-MER	SR	30	984	32.8
3.	Amoria Neal-Tysor-MER	SR	30	984	32.8
4.	Abbey Cornelius-UTC	JR	23	747	32.5
5.	Andrea Cournoyer-SAM	JR	30	967	32.2
6.	Sigrun Olafsdottir-UTC	FR	30	964	32.1
7.	Tate Walters-FUR	SO	32	1010	31.6
8.	Isys Grady-UNCG	FR	27	828	30.7
9.	Grace van Rij-FUR	SR	33	995	30.2
10.	Dena Jarrells-UTC	SO	28	841	30.0



# 2021-22 TEAM STATS



### SCORING OFFENSE

##	Team	G	W-L	Pts	Avg
1.	Wofford	31	17-14	2051	66.2
2.	Mercer	30	23-7	1933	64.4
3.	Furman	34	20-14	2183	64.2
4.	Samford	30	13-17	1908	63.6
5.	Chattanooga	30	7-23	1808	60.3
6.	ETSU	28	6-22	1550	55.4
7.	UNCG	28	9-19	1524	54.4
8.	Western Carolina	30	7-23	1567	52.2

### SCORING DEFENSE

##	Team	G	Pts	Avg/G
1.	UNCG	28	1578	56.4
2.	Mercer	30	1707	56.9
3.	Western Carolina	30	1804	60.1
4.	Wofford	31	1925	62.1
5.	Furman	34	2112	62.1
6.	Samford	30	2014	67.1
7.	ETSU	28	1905	68.0
8.	Chattanooga	30	2063	68.8

### SCORING MARGIN

##	Team	G	OFF	DEF	Margin
1.	Mercer	30	64.4	56.9	+7.5
2.	Wofford	31	66.2	62.1	+4.1
3.	Furman	34	64.2	62.1	+2.1
4.	UNCG	28	54.4	56.4	-1.9
5.	Samford	30	63.6	67.1	-3.5
6.	Western Carolina	30	52.2	60.1	-7.9
7.	Chattanooga	30	60.3	68.8	-8.5
8.	ETSU	28	55.4	68.0	-12.7

### FREE THROW PERCENTAGE

##	Team	G	FTM	FTA	Pct
1.	Wofford	31	317	425	.746
2.	Furman	34	429	578	.742
3.	Chattanooga	30	339	475	.714
4.	Samford	30	323	465	.695
5.	Mercer	30	321	463	.693
6.	ETSU	28	228	338	.675
7.	Western Carolina	30	241	382	.631
8.	UNCG	28	251	410	.612

### FIELD GOAL PERCENTAGE

##	Team	G	FG	FGA	Pct
1.	Mercer	30	747	1786	.418
2.	Samford	30	707	1705	.415
3.	Chattanooga	30	646	1678	.385
4.	Furman	34	776	2046	.379
5.	Western Carolina	30	607	1618	.375
6.	UNCG	28	578	1543	.375
7.	Wofford	31	743	1985	.374
8.	ETSU	28	570	1625	.351

### FIELD GOAL PERCENTAGE DEFENSE

##	Team	G	FG	FGA	Pct
1.	Mercer	30	623	1753	.355
2.	UNCG	28	580	1560	.372
3.	Wofford	31	731	1881	.389
4.	Western Carolina	30	643	1600	.402
5.	Furman	34	794	1955	.406
6.	Samford	30	753	1838	.410
7.	Chattanooga	30	756	1833	.412
8.	ETSU	28	677	1632	.415

### 3-POINT FIELD GOAL PERCENTAGE

##	Team	G	FG	FGA	Pct
1.	Mercer	30	118	326	.362
2.	Wofford	31	248	777	.319
3.	Samford	30	171	561	.305
4.	Furman	34	202	688	.294
5.	Chattanooga	30	177	615	.288
6.	ETSU	28	182	633	.288
7.	UNCG	28	108	423	.255
8.	Western Carolina	30	112	452	.248

### 3-POINT FIELD GOAL PCT DEFENSE

##	Team	G	FG	FGA	Pct
1.	Mercer	30	144	558	.258
2.	Wofford	31	209	748	.279
3.	UNCG	28	155	524	.296
4.	Samford	30	187	610	.307
5.	Furman	34	229	714	.321
6.	ETSU	28	178	554	.321
7.	Western Carolina	30	199	606	.328
8.	Chattanooga	30	213	645	.330

### REBOUNDING OFFENSE

##	Team	G	Reb	Avg/G
1.	Wofford	24	981	40.9
2.	Samford	25	952	38.1
3.	Mercer	26	987	38.0
4.	ETSU	20	739	37.0
5.	Furman	25	922	36.9
6.	Chattanooga	24	883	36.8
7.	UNC Greensboro	24	839	35.0
8.	Western Carolina	24	807	33.6

### REBOUNDING DEFENSE

##	Team	G	Reb	Avg/G
1.	Western Carolina	30	957	31.9
2.	Furman	34	1148	33.8
3.	UNCG	28	983	35.1
4.	Samford	30	1076	35.9
5.	Wofford	31	1185	38.2
6.	Mercer	30	1157	38.6
7.	Chattanooga	30	1160	38.7
8.	ETSU	28	1174	41.9

### REBOUNDING MARGIN

##	Team	G	Avg	Opp	+/-
1.	Furman	34	40.6	33.8	+6.9
2.	Western Carolina	30	36.1	31.9	+4.2
3.	UNCG	28	37.8	35.1	+2.7
4.	Samford	30	36.5	35.9	+0.7
5.	Wofford	31	36.4	38.2	-1.9
6.	Mercer	30	36.7	38.6	-1.9
7.	Chattanooga	30	33.8	38.7	-4.8
8.	ETSU	28	33.6	41.9	-8.3

### BLOCKED SHOTS

##	Team	G	Blocks	Avg/G
1.	Mercer	30	126	4.2
2.	UNCG	28	89	3.2
3.	ETSU	28	82	2.9
4.	Western Carolina	30	79	2.6
5.	Chattanooga	30	77	2.6
6.	Wofford	31	79	2.5
7.	Samford	30	60	2.0
8.	Furman	34	66	1.9

### ASSISTS

##	Team	G	Assists	Avg/G
1.	Samford	30	397	13.2
2.	Furman	34	442	13.0
3.	Wofford	31	385	12.4
4.	Chattanooga	30	359	12.0
5.	Mercer	30	354	11.8
6.	ETSU	28	299	10.7
7.	Western Carolina	30	303	10.1
8.	UNCG	28	265	9.5

### STEALS

##	Team	G	Steals	Avg/G
1.	Samford	30	232	7.7
2.	ETSU	28	213	7.6
3.	Mercer	30	227	7.6
4.	Western Carolina	30	219	7.3
5.	Wofford	31	215	6.9
6.	Furman	34	225	6.6
7.	UNCG	28	183	6.5
8.	Chattanooga	30	174	5.8

### TURNOVER MARGIN

##	Team	G	Avg	Opp	+/-
1.	Mercer	30	13.7	17.3	+3.63
2.	Wofford	31	13.4	16.4	+3.03
3.	Furman	34	15.9	15.9	-0.03
4.	ETSU	28	14.7	14.5	-0.21
5.	UNCG	28	16.8	15.3	-1.54
6.	Chattanooga	30	16.6	14.1	-2.47
7.	Western Carolina	30	19.3	15.6	-3.67
8.	Samford	30	18.6	14.8	-3.73

### ASSIST/TURNOVER RATIO

##	Team	G	Asst	Turn	Ratio
1.	Wofford	31	385	415	0.9
2.	Mercer	30	354	411	0.9
3.	Furman	34	442	542	0.8
4.	ETSU	28	299	412	0.7
5.	Chattanooga	30	359	497	0.7
6.	Samford	30	397	557	0.7
7.	UNCG	28	265	470	0.6
8.	Western Carolina	30	303	578	0.5

### 3-POINT FG MADE

##	Team	G	3FG	Avg/G
1.	Wofford	31	248	8.0
2.	ETSU	28	182	6.5
3.	Furman	34	202	5.9
4.	Chattanooga	30	177	5.9
5.	Samford	30	171	5.7
6.	Mercer	30	118	3.9
7.	UNCG	28	108	3.9
8.	Western Carolina	30	112	3.7

### ATTENDANCE

##	Team	G	ATTEND	Avg/G
1.	Chattanooga	30	32620	1087
2.	ETSU	28	19709	704
3.	Furman	34	18936	557
4.	Mercer	30	27704	923
5.	Samford	30	24072	802
6.	UNCG	28	9548	341
7.	Western Carolina	30	12597	420
8.	Wofford	31	20699	668



# 2021-22 INDIVIDUAL GAME HIGHS

## POINTS

- 34 Amoria Neal-Tysor (Mercer) vs Western Carolina (03/03/22)
- 31 Amoria Neal-Tysor (Mercer) at Wofford (02/17/22)
- 30 Jaron Dougherty (Mercer) vs UAB (12/19/21)
- 29 Andrea Cournoyer (Samford) vs Furman (01/22/22)
- 29 Amoria Neal-Tysor (Mercer) at ETSU (02/05/22)
- 29 Tierra Hodges (Furman) at ETSU (02/26/22)

## FIELD GOALS MADE

- 14 Amoria Neal-Tysor (Mercer) at Wofford (02/17/22)
- 12 Andrea Cournoyer (Samford) vs UAB (12/12/21)
- 12 Amoria Neal-Tysor (Mercer) vs Western Carolina (03/03/22)
- 11 Tierra Hodges (Furman) at Charleston Southern (12/16/21)
- 11 Jaron Dougherty (Mercer) vs UAB (12/19/21)
- 11 Tierra Hodges (Furman) vs Wofford (01/13/22)
- 11 Tierra Hodges (Furman) vs ETSU (01/27/22)
- 11 Amoria Neal-Tysor (Mercer) at ETSU (02/05/22)
- 11 Andrea Cournoyer (Samford) at Chattanooga (02/05/22)
- 11 Tierra Hodges (Furman) vs Samford (02/17/22)
- 11 Abbey Cornelius (Chattanooga) vs Furman (03/03/22)

## FIELD-GOAL ATTEMPTS

- 27 Amoria Neal-Tysor (Mercer) at Wofford (02/17/22)
- 24 Amoria Neal-Tysor (Mercer) vs Furman (01/20/22)
- 23 Tierra Hodges (Furman) vs Stetson (12/04/21)
- 22 Amoria Neal-Tysor (Mercer) vs Wake Forest (11/09/21)
- 22 Jaron Dougherty (Mercer) vs Appalachian State (11/11/21)
- 22 Andrea Cournoyer (Samford) vs Montevallo (11/14/21)
- 22 Tierra Hodges (Furman) at Charleston Southern (12/16/21)
- 22 Amoria Neal-Tysor (Mercer) at Furman (02/19/22)

## FIELD-GOAL PERCENTAGE

- .889 (8-9) Endia Holliday (Western Carolina) at South Carolina State (12/12/21)
- .889 (8-9) Demi Burdick (ETSU) vs UNCG (01/20/22)
- .800 (8-10) Sussy Ngulefac (Samford) vs Talladega (12/06/21)
- .750 (9-12) Jaila Roberts (ETSU) vs Cornell (11/14/21)
- .750 (9-12) Abbey Cornelius (Chattanooga) at Kennesaw State (11/23/21)

## 3-POINT FIELD GOALS MADE

- 8 Jackie Carman (Wofford) at UNCG (02/03/22)
- 7 Erin Houpt (Mercer) vs Samford (01/29/22)
- 7 Erin Houpt (Mercer) at ETSU (02/05/22)
- 6 Tate Walters (Furman) vs San Diego State (11/27/21)
- 6 Andrea Cournoyer (Samford) at UNCG (01/15/22)
- 6 Andrea Cournoyer (Samford) at Chattanooga (02/05/22)
- 6 Amoria Neal-Tysor (Mercer) vs Western Carolina (03/03/22)

## 3-POINT FIELD-GOAL ATTEMPTS

- 15 Shauntai Battle (Samford) vs Chattanooga (01/10/22)
- 14 Erin Houpt (Mercer) vs Samford (01/29/22)
- 14 Jackie Carman (Wofford) vs Furman (02/12/22)
- 12 Andrea Cournoyer (Samford) at Troy (12/01/21)
- 12 Courtney Moore (ETSU) at Wake Forest (12/13/21)

## 3-POINT FIELD-GOAL PERCENTAGE

- 1.000 (5-5) Dena Jarrells (Chattanooga) vs UNCG (01/22/22)
- .875 (7-8) Erin Houpt (Mercer) at ETSU (02/05/22)
- .857 (6-7) Amoria Neal-Tysor (Mercer) vs Western Carolina (03/03/22)
- .750 (6-8) Andrea Cournoyer (Samford) at Chattanooga (02/05/22)
- .727 (8-11) Jackie Carman (Wofford) at UNCG (02/03/22)

## FREE THROWS MADE

- 11 Tierra Hodges (Furman) at ETSU (02/26/22)
- 10 Tierra Hodges (Furman) at Mercer (01/20/22)
- 9 Endia Holliday (Western Carolina) vs Presbyterian (11/16/21)
- 9 Tate Walters (Furman) vs UNC Asheville (11/20/21)
- 9 Isys Grady (UNCG) vs Gardner-Webb (11/28/21)
- 9 Amaria Pugh (Chattanooga) vs UNCG (01/22/22)
- 9 Tate Walters (Furman) vs UNCG (02/07/22)
- 9 Amoria Neal-Tysor (Mercer) vs Furman (03/06/22)

## FREE-THROW ATTEMPTS

- 14 Annie Ramil (Samford) vs Mercer (02/26/22)
- 13 Carly Hooks (ETSU) vs UNC Asheville (12/10/21)
- 13 Amaria Pugh (Chattanooga) vs UNCG (01/22/22)
- 12 Joi Reid (Western Carolina) vs Wofford (02/05/22)
- 11 Tate Walters (Furman) vs UNC Asheville (11/20/21)
- 11 Tierra Hodges (Furman) at Mercer (01/20/22)
- 11 Tierra Hodges (Furman) at ETSU (02/26/22)

## FREE-THROW PERCENTAGE

- 1.000 (11-11) Tierra Hodges (Furman) at ETSU (02/26/22)
- 1.000 (9-9) Amoria Neal-Tysor (Mercer) vs Furman (03/06/22)
- 1.000 (8-8) Shauntai Battle (Samford) vs Murray State (12/04/21)
- 1.000 (8-8) Abbey Cornelius (Chattanooga) vs Alabama (12/05/21)
- 1.000 (8-8) Reagan Rapert (Wofford) at Appalachian State (12/12/21)
- 1.000 (8-8) Andrea Cournoyer (Samford) vs Furman (01/22/22)
- 1.000 (8-8) Carly Hooks (ETSU) at UNCG (02/19/22)
- 1.000 (8-8) Reagan Rapert (Wofford) vs Samford (02/19/22)

## REBOUNDS

- 20 Jaron Dougherty (Mercer) vs Appalachian State (11/11/21)
- 20 Tierra Hodges (Furman) vs Chattanooga (03/03/22)
- 17 Jakhya Davis (ETSU) vs St. Bonaventure (12/23/21)
- 17 Tierra Hodges (Furman) vs Chattanooga (01/29/22)
- 17 Annie Ramil (Samford) vs ETSU (02/07/22)
- 17 Tierra Hodges (Furman) at Wofford (02/12/22)

## ASSISTS

- 9 Sanaa Redmond (Samford) vs Montevallo (11/14/21)
- 9 Tate Walters (Furman) vs Western Carolina (01/08/22)
- 8 Dena Jarrells (Chattanooga) vs Belmont (11/09/21)
- 8 Mallory Hampton (Samford) at Southern Miss (11/20/21)
- 8 Endia Banks (Mercer) vs Kennesaw State (11/29/21)
- 8 Sanaa Redmond (Samford) vs Furman (01/22/22)
- 8 Dena Jarrells (Chattanooga) vs UNCG (01/22/22)
- 8 Tate Walters (Furman) vs Wofford (03/04/22)

## STEALS

- 7 Andrea Cournoyer (Samford) at Troy (12/01/21)
- 7 Shannon Titus (Mercer) at UNCG (01/13/22)
- 6 Amoria Neal-Tysor (Mercer) vs Wofford (01/22/22)
- 5 Andrea Cournoyer (Samford) at Iowa (11/11/21)
- 5 Addie Porter (Chattanooga) vs Murray State (11/19/21)
- 5 Cece Crudup (UNCG) vs Lenoir-Rhyne (11/21/21)
- 5 Shannon Titus (Mercer) at Tennessee State (12/05/21)
- 5 Andrea Cournoyer (Samford) vs Alabama A&M (12/09/21)
- 5 Dena Jarrells (Chattanooga) at Eastern Kentucky (12/09/21)
- 5 Andrea Cournoyer (Samford) vs UAB (12/12/21)
- 5 Shannon Titus (Mercer) vs Chattanooga (01/08/22)
- 5 Andrea Cournoyer (Samford) vs Chattanooga (01/10/22)
- 5 Amoria Neal-Tysor (Mercer) at Western Carolina (01/15/22)
- 5 Shannon Titus (Mercer) at Connecticut (03/19/22)

## BLOCKED SHOTS

- 6 Khalis Cain (UNCG) vs UNC Asheville (11/09/21)
- 6 Abbey Cornelius (Chattanooga) at ETSU (01/15/22)
- 6 Karsen Murphy (Chattanooga) vs ETSU (02/12/22)
- 5 Abbey Cornelius (Chattanooga) vs North Alabama (12/18/21)
- 5 Shannon Titus (Mercer) at Chattanooga (02/03/22)
- 5 Karsen Murphy (Chattanooga) vs Wofford (02/26/22)

## TURNOVERS

- 10 Dena Jarrells (Chattanooga) at Tennessee State (11/17/21)
- 9 Andrea Martin Ruiz (Western Carolina) at Winthrop (12/04/21)
- 9 Amaya Adams (ETSU) vs Furman (02/26/22)
- 9 Tate Walters (Furman) vs Austin Peay (03/19/22)
- 8 Mallory Hampton (Samford) at Northern Colorado (11/26/21)
- 8 Cece Crudup (UNCG) at Western Carolina (01/29/22)

# 2021-22 TEAM GAME HIGHS



## POINTS

106	Wofford vs Southern Wesleyan (11/19/21)
101	Furman vs Converse (11/17/21)
101	Wofford vs Brevard (12/08/21)
90	Samford vs Furman (01/22/22)
88	Samford vs Talladega (12/06/21)

## MARGIN OF VICTORY

64 (101-37)	Wofford vs Brevard (12/08/21)
56 (79-23)	Western Carolina vs Montreat (01/02/22)
51 (106-55)	Wofford vs Southern Wesleyan (11/19/21)
46 (72-26)	Wofford vs Erskine (01/01/22)
43 (101-58)	Furman vs Converse (11/17/21)

## FIELD GOALS MADE

41	Wofford vs Southern Wesleyan (11/19/21)
39	Wofford vs Brevard (12/08/21)
36	Furman vs Converse (11/17/21)
32	Furman at Charleston Southern (12/16/21)
32	Mercer at ETSU (02/05/22)
32	Mercer at Wofford (02/17/22)

## FIELD-GOAL ATTEMPTS

82	Furman vs Converse (11/17/21)
78	ETSU at Bowling Green (11/11/21)
73	Wofford vs Southern Wesleyan (11/19/21)
73	Furman at Charleston Southern (12/16/21)
73	Wofford at Tulane (12/30/21)

## FIELD-GOAL PERCENTAGE

.638 (30-47)	Chattanooga vs UNCG (01/22/22)
.562 (41-73)	Wofford vs Southern Wesleyan (11/19/21)
.556 (30-54)	UNCG vs Coll. of Charleston (12/07/21)
.549 (39-71)	Wofford vs Brevard (12/08/21)
.544 (31-57)	Samford vs UAB (12/12/21)

## 3-POINT FIELD GOALS MADE

14	Wofford vs Southern Wesleyan (11/19/21)
14	Wofford vs Erskine (01/01/22)
13	Furman at Chattanooga (02/24/22)
13	Wofford at Chattanooga (02/26/22)
12	Furman at Cal (11/26/21)
12	ETSU vs Western Carolina (01/22/22)

## 3-POINT FIELD-GOAL ATTEMPTS

36	Wofford at ETSU (02/24/22)
34	Wofford vs Furman (02/12/22)
32	Samford vs Chattanooga (01/10/22)
32	ETSU vs Samford (02/03/22)
32	Chattanooga at UNCG (02/17/22)

## 3-POINT FIELD-GOAL PERCENTAGE

.688 (11-16)	Mercer at ETSU (02/05/22)
.625 (5-8)	Mercer at Chattanooga (02/03/22)
.615 (8-13)	Mercer vs Western Carolina (03/03/22)
.611 (11-18)	Wofford vs Brevard (12/08/21)
.600 (9-15)	Chattanooga vs UNCG (01/22/22)

## FREE THROWS MADE

28	Samford vs Furman (01/22/22)
23	Furman vs Converse (11/17/21)
23	Wofford at Appalachian State (12/12/21)
21	Furman vs UNC Asheville (11/20/21)
21	Samford vs Mercer (02/26/22)

## FREE-THROW ATTEMPTS

33	Furman vs Converse (11/17/21)
32	Samford vs Mercer (02/26/22)
31	UNCG at Maryland Eastern Shore (12/11/21)
31	Wofford at Appalachian State (12/12/21)
30	Samford vs Furman (01/22/22)

## FREE-THROW PERCENTAGE

1.000 (13-13)	Mercer vs Furman (03/06/22)
1.000 (10-10)	ETSU at Wake Forest (12/13/21)
1.000 (8-8)	Mercer vs Samford (01/29/22)
1.000 (4-4)	ETSU at Wofford (01/29/22)
1.000 (2-2)	ETSU vs Furman (02/26/22)

## REBOUNDS

60	Mercer vs Appalachian State (11/11/21)
60	Furman vs Converse (11/17/21)
52	UNCG at ETSU (01/20/22)
51	Furman vs Erskine (11/22/21)
49	ETSU at Cleveland State (11/09/21)
49	Furman at Radford (12/01/21)
49	Wofford at Appalachian State (12/12/21)

## ASSISTS

24	Wofford vs Southern Wesleyan (11/19/21)
24	Wofford vs Brevard (12/08/21)
22	Furman vs Presbyterian (11/12/21)
21	Samford vs Montevallo (11/14/21)
21	UNCG vs Winthrop (11/18/21)
21	Chattanooga vs UNCG (01/22/22)

## STEALS

18	Furman vs Converse (11/17/21)
17	Furman vs Erskine (11/22/21)
16	Western Carolina vs Montreat (01/02/22)
16	Mercer vs Wofford (01/22/22)
15	Wofford vs Brevard (12/08/21)

## BLOCKED SHOTS

11	Mercer at South Alabama (11/26/21)
10	Mercer vs Chattanooga (01/08/22)
9	Samford vs Talladega (12/06/21)
8	UNCG vs UNC Asheville (11/09/21)
8	Mercer vs Kennesaw State (11/29/21)
8	ETSU vs UNCG (01/20/22)
8	Mercer at ETSU (02/05/22)
8	Western Carolina vs Emory & Henry (02/22/22)

## TURNOVERS

28	Western Carolina vs UNC Asheville (11/12/21)
27	Samford at Colorado (11/22/21)
26	Chattanooga at Tennessee State (11/17/21)
26	Western Carolina at Alabama (11/26/21)
26	Furman at Hampton (12/20/21)

## FOULS

27	Furman at Samford (01/22/22)
26	Mercer vs Wake Forest (11/09/21)
26	Furman vs Stetson (12/04/21)
25	Mercer vs Troy (11/15/21)
25	Mercer at Georgia (11/18/21)
25	UNCG vs Gardner-Webb (11/28/21)
25	Chattanooga at Vanderbilt (11/30/21)
25	ETSU vs Samford (02/03/22)

## Scoring

### Game

1.	48	Karen Pelphrey, MAR vs. Kentucky State	Feb. 22, 1984
	48	Valorie Whiteside, APP vs. Western Carolina	Jan. 23, 1986
	48	Lori Lyons, WCU vs. ETSU	Jan. 30, 1993
4.	47	Nicole Hopson, ETSU vs. Furman	Feb. 25, 1991
5.	45	Valorie Whiteside, APP vs. Western Carolina	1985-86
	45	Regina Kirk, UTC vs. North Alabama	Dec. 18, 1987
	45	Jennifer Gardner, WCU vs. Georgia Southern	March 5, 2005
8.	44	Karen Pelphrey, MAR vs. South Carolina	Jan. 15, 1984
	44	Valorie Whiteside, APP vs. Lenoir-Rhyne	Feb. 4, 1985
	44	Shannon Thomas, APP vs. New Mexico State	Feb. 22, 1991

### Season

1.	776	Valorie Whiteside, Appalachian State	1986-87
2.	758	Valorie Whiteside, Appalachian State	1984-85
3.	732	Karen Pelphrey, Marshall	1985-86
4.	728	Karen Pelphrey, Marshall	1984-85
	728	DeShawne Blocker, ETSU	1994-95
6.	718	Precious Bridges, Mercer	2014-15
7.	712	Valorie Whiteside, Appalachian State	1987-88
8.	698	Valorie Whiteside, Appalachian State	1985-86
9.	677	Alex Anderson, Chattanooga	2006-07
10.	660	Lucy Mason, UNCG	2015-16

### Career

1.	2,944	Valorie Whiteside, Appalachian State	1984-88
2.	2,376	Regina Kirk, Chattanooga	1984-88
3.	2,275	Kahlia Lawrence, Mercer	2014-18
4.	2,169	Rushia Brown, Furman	1989-94
5.	2,163	Karen Pelphrey, Marshall	1983-86
6.	2,151	Katie Beck, ETSU	1984-88
7.	2,084	DeShawne Blocker, ETSU	1991-95
	2,084	Nadine Soliman, UNCG	2016-20
9.	2,020	Ali Ford, Elon	2009-13
10.	1,932	Tianna Tarter, ETSU	2014-18


## Scoring average

### Season

	Avg	G	Pts.		
1.	27.1	28	758	Valorie Whiteside, Appalachian State	1984-85
2.	26.1	28	732	Karen Pelphrey, Marshall	1985-86
3.	25.4	28	712	Valorie Whiteside, Appalachian State	1987-88
4.	25.0	31	776	Valorie Whiteside, Appalachian State	1986-87
5.	25.1	29	728	Karen Pelphrey, Marshall	1984-85
6.	24.3	30	730	DeShawne Blocker, ETSU	1994-95
7.	24.1	29	698	Valorie Whiteside, Appalachian State	1985-86
8.	23.4	28	654	Regina Kirk, Chattanooga	1987-88
9.	22.4	28	626	Nicole Hopson, ETSU	1990-91
10.	22.3	28	623	Angela Crosby, Appalachian State	1993-94

### Career

1.	25.4	Valorie Whiteside, Appalachian State	1984-88
2.	21.9	Angela Crosby, Appalachian State	1992-96
3.	21.2	Regina Kirk, Chattanooga	1984-88
4.	20.5	Katie Beck, ETSU	1984-88
5.	19.5	DeShawne Blocker, ETSU	1991-95
6.	19.0	Rushia Brown, Furman	1989-94
7.	17.2	Jenny Nett, Wofford	1997-02
	17.2	Andrea Cournoyer, Samford	2020-22
9.	17.1	Kahlia Lawrence, Mercer	2014-18
10.	16.5	Tianna Tarter, ETSU	2014-18
11.	16.3	Nadine Soliman, UNCG	2016-20



*Appalachian State's Valorie Whiteside holds numerous SoCon records, including those for points in a season and a career.*

## Field goals made

### Game

1.	24	Karen Pelphrey, MAR vs. Kentucky State	Feb. 22, 1984
2.	20	Valorie Whiteside, APP vs. Western Carolina	Jan. 23, 1986
	20	Lori Lyons, WCU vs. ETSU	Jan. 30, 1993
4.	19	Regina Kirk, UTC vs. North Alabama	Dec. 18, 1987
5.	18	Precious Bridges, MER vs. Saint Louis	Nov. 28, 2014
6.	17	Rushia Brown, FUR vs. Appalachian State	Jan. 30, 1993
	17	Chloe Wanink, WOF vs. Western Carolina	Jan. 10, 2019
8.	16	Regina Kirk, UTC vs. Austin Peay	Dec. 3, 1987
	16	Kahlia Lawrence, MER vs. Furman	Feb. 27, 2016
	16	Erica Haynes-Overton, ETSU vs. App. State	Nov. 29, 2018

### Season

1.	314	Karen Pelphrey, Marshall	1983-84
2.	306	Valorie Whiteside, Appalachian State	1986-87
3.	286	Valorie Whiteside, Appalachian State	1987-88
4.	282	Valorie Whiteside, Appalachian State	1985-86
5.	279	Valorie Whiteside, Appalachian State	1984-85
6.	274	Katie Beck, ETSU	1985-86
7.	272	Regina Kirk, Chattanooga	1987-88
	272	Alex Anderson, Chattanooga	2006-07
9.	263	Precious Bridges, Mercer	2014-15
10.	253	Kahlia Lawrence, Mercer	2017-18

### Career

1.	1,153	Valorie Whiteside, Appalachian State	1984-88
2.	964	Regina Kirk, Chattanooga	1984-88
3.	931	Kahlia Lawrence, Mercer	2014-18
4.	908	Rushia Brown, Furman	1989-94
5.	809	Kim Brown, Chattanooga	1988-93
6.	751	Nadine Soliman, UNCG	2016-20
7.	730	Sophia Aleksandravicius, Davidson	2009-13
8.	714	Karen Robinson, Appalachian State	1983-87
9.	711	Janice Rhynehardt, Furman	1988-92
10.	678	Anna Freeman, Appalachian State	2009-13

# INDIVIDUAL RECORDS



## Field-goal attempts

### Game

1.	39	Precious Bridges, MER vs. Saint Louis	Nov. 28, 2014
2.	37	Lori Lyons, WCU vs. ETSU	Jan. 30, 1993
3.	32	Whitney Hood, UTC vs. Wofford	Jan. 2, 2011
4.	31	Erica Haynes-Overton, ETSU	Nov. 5, 2019
5.	30	Valorie Whiteside, APP vs. Marshall	Jan. 26, 1985
	30	Regina Kirk, UTC vs. ETSU	March 10, 1988
7.	29	Alex Anderson, UTC vs. Western Carolina	Jan. 13, 2007
	29	Kahlia Lawrence, MER vs. Furman	Feb. 27, 2016
9.	28	Ali Ford, Elon vs. Virginia Tech	Nov. 11, 2010
	28	Precious Bridges, MER vs. College of Charleston	Dec. 21, 2014
	28	Kahlia Lawrence, MER vs. Georgia	Mar. 17, 2018
	28	Jada Lewis, MER vs. Wofford	Feb. 21, 2021

### Season

1.	658	Precious Bridges, Mercer	2014-15
2.	598	Valorie Whiteside, Appalachian State	1987-88
3.	593	Kahlia Lawrence, Mercer	2015-16
4.	576	Lucy Mason, UNCG	2015-16
5.	566	Kahlia Lawrence, Mercer	2017-18
6.	549	KeKe Calloway, Mercer	2018-19
7.	544	Kahlia Lawrence, Mercer	2016-17
8.	534	Le'Jzae Davidson, Furman	2018-19
9.	532	Valorie Whiteside, Appalachian State	1986-87
	532	Nadine Soliman, UNCG	2016-17

### Career

1.	2,231	Valorie Whiteside, Appalachian State	1984-88
2.	2,182	Kahlia Lawrence, Mercer	2014-18
3.	1,912	Regina Kirk, Chattanooga	1984-88
4.	1,801	Nadine Soliman, UNCG	2016-20
5.	1,773	KeKe Calloway, Mercer	2015-19
6.	1,757	Lucy Mason, UNCG	2012-16
7.	1,729	Ali Ford, Elon	2009-13
8.	1,670	Le'Jzae Davidson, Furman	2016-20
9.	1,657	Kim Brown, Chattanooga	1989-93
10.	1,615	Sophia Aleksandravicius, Davidson	2009-13

## Field-goal percentage

### Game (minimum 8 made)

1.	100.0 (11-11)	Melissa Chambers, CofC vs. Anderson	Jan. 18, 2006
	100.0 (11-11)	Rushia Brown, FUR vs. Campbell	Nov. 24, 1990
	100.0 (11-11)	Karen Mason, WCU vs. Eastern Kentucky	Feb. 1, 1995
	100.0 (11-11)	Melinda Goodson, UNCG vs. Wofford	Feb. 26, 1999
5.	100.0 (10-10)	Regina Ikard, APP vs. Radford	Nov. 26, 1991
	100.0 (10-10)	Monique McClelland, GSU vs. APP	Jan. 23, 1992
	100.0 (10-10)	DeShawne Blocker, ETSU vs. WCU	Feb. 22, 1995
8.	100.0 (9-9)	Susan Lance, UTC vs. Appalachian State	Feb. 22, 1987
	100.0 (9-9)	Mahagony Williams, WOF vs. APP	Feb. 25, 2008
10.	100.0 (8-8)	Megan Jackson, ETSU vs. Chattanooga	Dec. 29, 2001
	100.0 (8-8)	Brittany Hodges, FUR vs. Elon	Feb. 23, 2013
	100.0 (8-8)	Destiny Mitchell, ETSU vs. Alabama A&M	Dec. 6, 2014
	100.0 (8-8)	Teanna Robinson, MER vs. UNCG	Jan. 12, 2015

### Season (minimum 5 made per game)

1.	64.6 (190-294)	DeShawne Blocker, ETSU	1992-93
2.	64.4 (139-216)	Kristen Ferrucci, Davidson	1994-95
3.	64.0 (222-347)	Angela Crosby, Appalachian State	1992-93
4.	63.9 (124-194)	Sussy Ngulefac, Samford	2021-22
5.	63.7 (160-251)	Sharon Mitchell, Georgia Southern	1997-98
6.	63.7 (221-347)	Angela Crosby, Appalachian State	1992-93
7.	63.0 (289-459)	DeShawne Blocker, ETSU	1994-95
8.	62.0 (160-258)	Monique McClelland, Georgia Southern	1992-93
9.	61.4 (242-394)	Rushia Brown, Furman	1989-94
10.	61.3 (231-377)	Katie Beck, ETSU	1986-87

## Career (minimum 400 made)

1.	63.3 (496-784)	Celena Taborn, Furman	2017-21
2.	62.8 (429-683)	Angela Crosby, Appalachian State	1992-95
3.	59.8 (839-1,403)	DeShawne Blocker, ETSU	1991-95
4.	59.1 (908-1,536)	Rushia Brown, Furman	1989-94
5.	58.0 (538-927)	Andrea Autrey, Georgia Southern	1991-95
6.	56.4 (897-1,591)	Katie Beck, ETSU	1984-88
7.	55.4 (532-960)	Sharon Mitchell, Georgia Southern	1996-01
8.	53.8 (523-972)	Telly Hall, Georgia Southern	1994-98
9.	53.6 (594-1,109)	Shanara Hollinquest, Chattanooga	2006-10
10.	53.2 (411-773)	Ashlen Dewart, Appalachian State	2009-11

## 3-point field goals made

### Game

1.	12	KeKe Calloway, MER vs. Furman	Jan. 6, 2018
2.	9	Alex Thompson, DAV vs. Appalachian State	Dec. 6, 2008
3.	8	Amy Engle, ETSU vs. South Carolina State	Dec. 2, 1996
	8	Marchetta Winton, UTC vs. Georgia State	Dec. 14, 1988
	8	Becky Haus, FUR vs. Georgia State	Jan. 21, 1991
	8	Lori Lyons, WCU vs. ETSU	Jan. 30, 1993
	8	Haley Cook, FUR vs. Charleston Southern	Jan. 21, 1998
	8	Alie Rousseau, GSU vs. Appalachian State	Feb. 8, 2000
	8	Tierra Bumbrey, Elon vs. Western Carolina	Feb. 11, 2008
	8	Raegan Thompson, FUR vs. UNC Asheville	Dec. 12, 2010
	8	Zora Stephenson, Elon vs. Virginia Intermont	Nov. 18, 2011
	8	Lacie Dowling, GSU vs. Detroit	Nov. 30, 2013
	8	Allison Beasley, FUR vs. Southern Wesleyan	Dec. 13, 2014
	8	Lindsay Simpson, WCU vs. Montreat	Jan. 5, 2015
	8	Cassidy Williams, SAM vs. Wofford	Feb. 2, 2019
	8	Chloe Wanink, WOF vs. Auburn	Nov. 6, 2019
	8	Jackie Carman, WOF vs. UNCG	Feb. 3, 2022

### Season

1.	99	KeKe Calloway, Mercer	2017-18
2.	95	Alyssa Frye, College of Charleston	2012-13
3.	92	Ali Ford, Elon	2010-11
4.	90	Brooke Hand, Chattanooga	2006-07
5.	90	Kelly O'Conner, Furman	2010-11
	90	Shamauria Bridges, ETSU	2016-17
7.	87	Marcheta Winton, Chattanooga	1988-89
8.	89	Le'Jzae Davidson, Furman	2019-20
	87	Ali Ford, Elon	2011-12
10.	85	Brooke Hand, Chattanooga	2005-06

### Career

1.	338	Ali Ford, Elon	2009-13
2.	324	Le'Jzae Davidson, Furman	2016-20
3.	315	Brooke Hand, Chattanooga	2004-08
4.	298	KeKe Calloway, Mercer	2015-19
5.	276	Emily London, Samford	2008-11
6.	250	Hannah Nichols, Samford	2013-18
7.	248	Shamauria Bridges, ETSU	2014-17
8.	235	Chloe Wanink, Wofford	2015-20
9.	230	Sam Ramirez, Appalachian State	2007-11
10.	229	Kayla Christopher, Chattanooga	2009-13

## 3-point field-goal attempts

### Game

1.	20	Lori Lyons, WCU vs. ETSU	Jan. 30, 1993
2.	18	Hannah Nichols, SAM vs. Mercer	Feb. 2, 2015
	18	KeKe Calloway, MER vs. Furman	Jan. 6, 2018
4.	17	Alyssa Frye, CofC vs. Elon	Jan. 20, 2013
	17	Linnea Rosendal, MER vs. Col. of Charleston	Dec. 30, 2015
	17	Le'Jzae Davidson, FUR vs. Mississippi State	Nov. 21, 2018
	17	Chloe Wanink, WOF vs. Auburn	Nov. 6, 2019
	17	Le'Jzae Davidson, FUR vs. Chattanooga	Feb. 13, 2020
9.	16	Marchetta Winton, UTC vs. UAB	Jan. 30, 1989

# INDIVIDUAL RECORDS

16	Alie Rousseau, GSU vs. Col. of Charleston	Jan. 5, 2002
16	Shamauria Bridges, ETSU vs. Virginia Tech	Nov. 29, 2014
16	Le'Jzae Davidson, FUR vs. Elon	Dec. 30, 2019
16	Andrea Cournoyer, SAM vs. ETSU	March 4, 2021

### Season

1.	290	Le'Jzae Davidson, Furman	2018-19
2.	281	Le'Jzae Davidson, Furman	2019-20
3.	277	Ali Ford, Elon	2010-11
4.	275	Alyssa Frye, College of Charleston	2012-13
5.	261	Ali Ford, Elon	2009-10
6.	260	Shamauria Bridges, ETSU	2016-17
7.	256	Le'Jzae Davidson, Furman	2017-18
8.	255	KeKe Calloway, Mercer	2017-18
9.	253	Kelly O'Conner, Furman	2010-11
10.	252	Shamauria Bridges, ETSU	2014-15

### Career

1.	1,048	Le'Jzae Davidson, Furman	2016-20
2.	1,001	Ali Ford, Elon	2009-13
3.	899	KeKe Calloway, Mercer	2015-19
4.	833	Brooke Hand, Chattanooga	2004-08
5.	767	Le'Jzae Davidson, Furman	2016-20
6.	739	Shamauria Bridges, ETSU	2014-17
7.	721	Nadine Soliman, UNCG	2016-20
8.	677	Jasmine Byrd, UNCG	2003-07
9.	671	Hannah Nichols, Samford	2013-18
10.	666	Sam Ramirez, Appalachian State	2007-11

## 3-point field-goal percentage

### Game (minimum 5 made)

1.	100.0 (7-7)	Laura Murray, DAV vs. Appalachian State	Feb. 2, 2011
	100.0 (7-7)	Nadine Soliman, UNCG vs. Western Carolina	Jan. 27, 2018
2.	100.0 (6-6)	Mary Perry, GSU vs. Chattanooga	Feb. 1, 1999
	100.0 (6-6)	Jenaya Wade-Fray, UTC vs. UNCG	Jan. 29, 2007
	100.0 (6-6)	Lee Stephens, FUR vs. Charleston Southern	Jan. 8, 2008
	100.0 (6-6)	Melissa Liebschwager, FUR vs. Wofford	Feb. 2, 2008
	100.0 (6-6)	Lucy Mason, UNCG vs. ETSU	Feb. 13, 2016
7.	100.0 (5-5)	Kristi Huff, MAR vs. Baylor	1990-91
	100.0 (5-5)	Tamira Higgins, MAR vs. Chattanooga	Jan. 17, 1994
	100.0 (5-5)	Jennifer O'Brien, DAV vs. Ga. Southern	Dec. 12, 1999
	100.0 (5-5)	Katasha Brown, UTC vs. ETSU	Jan. 31, 2004
	100.0 (5-5)	Rachel King, CofC vs. Elon	2003-04
	100.0 (5-5)	Amanda Eaton, UNCG vs. Wofford	Dec. 30, 2004
	100.0 (5-5)	Jenaya Wade-Fray, UTC vs. Davidson	Jan. 8, 2007
	100.0 (5-5)	Ali Ford, Elon vs. Chattanooga	Dec. 17, 2009
	100.0 (5-5)	Ashley Lax, DAV vs. UNCG	Feb. 6, 2010
	100.0 (5-5)	Hannah Early, DAV vs. Clemson	Nov. 8, 2013
	100.0 (5-5)	Hannah Early, DAV vs. Samford	Feb. 3, 2014
	100.0 (5-5)	Chloe Wanink, WOF vs. Southern Wesleyan	Nov. 16, 2017
	100.0 (5-5)	Bria Dial, UTC vs. Wofford	Jan. 16, 2020
	100.0 (5-5)	Pernilla Sorensen, UNCG vs. Chattanooga	Feb. 21, 2021
	100.0 (5-5)	Dena Jarrells, Chattanooga vs. UNCG	Jan. 22, 2022

### Season (minimum 1.5 made per game)

1.	48.3 (84-174)	Emily London, Samford	2010-11
2.	47.4 (73-154)	Chloe Wanink, Wofford	2019-20
3.	47.0 (70-149)	Melissa Liebschwager, Furman	2008-09
4.	46.4 (64-138)	Emily London, Samford	2008-09
5.	46.3 (68-147)	Emily London, Samford	2009-10
6.	45.9 (45-98)	Melissa Davis, Appalachian State	1995-96
7.	45.5 (46-101)	Jennifer O'Brien, Davidson	1997-98
8.	45.0 (45-100)	Miranda Warfield, Chattanooga	2003-04
9.	44.8 (47-105)	Meagan Gloason, Davidson	1999-00
10.	44.6 (87-195)	Marcheta Winton, Chattanooga	1988-89

## Career (minimum 120 made)

1.	47.4 (276-582)	Emily London, Samford	2008-11
2.	42.4 (133-314)	Karen Gruca, Appalachian State	1989-91
3.	42.0 (235-560)	Chloe Wanink, Wofford	2015-20
4.	41.2 (161-391)	Alex Thompson, Davidson	2006-10
5.	40.7 (150-369)	Amy Engle, ETSU	1994-96
6.	40.3 (186-462)	Karen Stanley, Furman	1991-95
7.	39.9 (216-542)	Katasha Brown, Chattanooga	2002-06
8.	39.3 (149-379)	Paige Anderson, Samford	2008-12
9.	39.1 (229-586)	Kayla Christopher, Chattanooga	2009-13
10.	38.7 (170-439)	Miranda Warfield, Chattanooga	2000-04

## Free throws made

### Game

1.	21	Emily Holliday, WCU vs. Furman	Feb. 6, 1986
2.	17	Lucy Mason, UNCG vs. New Orleans	Dec. 17, 2015
3.	16	Valorie Whiteside, APP vs. Lenoir-Rhyne	Feb. 4, 1985
	16	Regina Kirk, UTC vs. Mercer	Feb. 3, 1987
	16	Shannon Thomas, APP vs. New Mexico State	Feb. 22, 1991
	16	Danna Simpson, GSU vs. Wofford	Dec. 21, 2000
	16	Micah Scheetz, ETSU vs. South Alabama	Dec. 20, 2019
8.	15	Tonya Bristow, FUR vs. Western Carolina	Jan. 15, 1996
	15	Jackie Smith, FUR vs. ETSU	Dec. 17, 1997
	15	Jackie Smith, FUR vs. Siena	Dec. 29, 1997
	15	Jackie Smith, FUR vs. ETSU	Jan. 31, 1998
	15	Jackie Smith, FUR vs. Middle Tennessee State	Nov. 22, 1998
	15	Melinda Goodson, UNCG vs. Davidson	Feb. 27, 1999
	15	Brittney Scarberry, CofC vs. Appalachian State	Jan. 12, 2002
	15	Jenny Nett, WOF vs. Appalachian State	Jan. 15, 2002
	15	Shanara Hollinquest, UTC vs. Samford	Jan. 17, 2009
	15	Le'Jzae Davidson, FUR vs. Fairfield	Dec. 20, 2018

### Season

1.	212	Jackie Smith, Furman	1999-00
2.	207	Jackie Smith, Furman	1998-99
3.	182	Beth Laney, Appalachian State	1986-87
4.	181	Shanara Hollinquest, Chattanooga	2009-10
5.	176	Jackie Smith, Furman	1997-98
6.	173	Lucy Mason, UNCG	2015-16
7.	167	Precious Bridges, Mercer	2014-15
8.	158	Monique Dawson, Western Carolina	2006-07
9.	157	Gwen Thomas, Georgia Southern	1991-92
10.	156	Shanara Hollinquest, Chattanooga	2008-09

### Career

1.	724	Jackie Smith, Furman	1996-00
2.	638	Valorie Whiteside, Appalachian State	1984-88
3.	498	Shanara Hollinquest, Chattanooga	2006-10
4.	446	Tianna Tarter, ETSU	2014-18
5.	444	Jennifer Gardner, Western Carolina	2001-05
6.	439	Lucy Mason, UNCG	2012-16
7.	438	Jenny Nett, Wofford	1997-02
8.	423	Tommi Paris, Furman	2002-06
9.	418	Regina Kirk, Chattanooga	1984-88
10.	414	Beth Laney, Appalachian State	1985-89

## Free-throw attempts

### Game

1.	25	Emily Holliday, WCU vs. Furman	Feb. 6, 1986
2.	24	Valorie Whiteside, APP vs. Lenoir-Rhyne	Feb. 4, 1985
3.	22	Rushia Brown, FUR vs. College of Charleston	Dec. 4, 1992
4.	20	Lucy Mason, UNCG vs. New Orleans	Dec. 17, 2015
5.	19	Regina Kirk, UTC vs. Mercer	Feb. 3, 1987
	19	Tonya Bristow, FUR vs. Western Carolina	Jan. 15, 1996
	19	Melinda Goodson, UNCG vs. Campbell	Dec. 30, 1997
8.	18	Regina Kirk, Chattanooga	Dec. 6, 1986
	18	Gwen Thomas, GSU vs. Villanova	Nov. 20, 1991

# INDIVIDUAL RECORDS



*Davidson's Jennifer O'Brien is tied for second in SoCon history in career steals and is among the all-time leaders in assists and 3-point field-goal percentage.*

- 18 Andrea Autrey, GSU vs. Western Carolina Feb. 25, 1995
- 18 Sharon Mitchell, GSU vs. Davidson Dec. 30, 1997

## Season

- 1. 338 Valorie Whiteside, Appalachian State 1984-85
- 2. 269 Jackie Smith, Furman 1999-00
- 3. 256 Jackie Smith, Furman 1998-99
- 4. 252 Shanara Hollinquest, Chattanooga 2009-10
- 5. 242 Shanara Hollinquest, Chattanooga 2008-09
- 6. 217 Gwen Thomas, Georgia Southern 1991-92
- 7. 213 Lucy Mason, UNCG 2015-16
- 8. 212 Regina Kirk, Chattanooga 1986-87
- 9. 211 Regina Kirk, Chattanooga 1984-85
- 211 Telly Hall, Georgia Southern 1997-98

## Career

- 1. 1,173 Valorie Whiteside, Appalachian State 1984-88
- 2. 950 Jackie Smith, Furman 1996-00
- 3. 781 Regina Kirk, Chattanooga 1984-88
- 4. 734 Shanara Hollinquest, Chattanooga 2006-10
- 5. 724 Jackie Smith, Furman 1996-00
- 6. 654 Telly Hall, Georgia Southern 1994-98
- 7. 619 Roxanne Williams, Western Carolina 1988-91
- 8. 599 Lucy Mason, UNCG 2012-16
- 9. 597 Tianna Tarter, ETSU 2014-18
- 10. 568 Melinda Goodson, UNCG 1996-00

## Free-throw percentage

### Game (minimum 12 made)

- 1. 100.0 (16-16) Danna Simpson, GSU vs. Wofford Jan. 24, 1998
- 2. 100.0 (14-14) Beth Laney, APP vs. Stephen F. Austin March 20, 1987
- 100.0 (14-14) Lori Lyons, WCU vs. Navy Dec. 5, 1992
- 100.0 (14-14) Kerry Brown, DAV vs. Wofford Jan. 24, 1998
- 100.0 (14-14) Amanda Eaton, UNCG vs. CofC Feb. 9, 2004
- 100.0 (14-14) Shanara Hollinquest, UTC vs. Samford March 8, 2010
- 7. 100.0 (13-13) Tommi Paris, FUR vs. Georgia Southern Jan. 17, 2005
- 100.0 (13-13) Justin Taylor, WCU vs. Furman March 8, 2014
- 100.0 (13-13) Taylor Petty, FUR vs. Elon Dec. 30, 2019
- 10. 100.0 (12-12) Monique Dawson, WCU vs. Middle Tennessee Dec. 2, 2007

100.0 (12-12) Maryah Sydnor, APP vs. Radford Dec. 16, 2013

## Season (minimum 2.5 made per game)

- 1. 93.6 (117-125) Emily London, Samford 2010-11
- 2. 92.7 (102-110) Tommi Paris, Furman 2005-06
- 3. 92.3 (96-104) Lea Ann Parsley, Marshall 1989-90
- 4. 90.8 (89-98) Ali Ford, Elon 2012-13
- 5. 90.2 (83-92) Emily London, Samford 2008-09
- 6. 90.2 (101-112) Emily London, Samford 2009-10
- 7. 88.7 (94-106) Maryah Sydnor, Appalachian State 2012-13
- 8. 87.9 (109-124) Anna Freeman, Appalachian State 2012-13
- 9. 87.8 (115-131) Jamie Navarro, Georgia Southern 2009-10
- 10. 87.8 (122-139) Cierra Carter, Furman 2017-18

## Career (minimum 200 made)

- 1. 91.5 (301-329) Emily London, Samford 2008-11
- 2. 87.8 (237-270) Maryah Sydnor, Appalachian State 2012-14
- 3. 85.1 (423-497) Tommi Paris, Furman 2002-06
- 4. 84.5 (279-330) Lakelyn Bouldin, Chattanooga 2016-20
- 5. 84.1 (364-433) Karen Stanley, Furman 1991-95
- 6. 83.8 (202-241) Jane Dalton, Appalachian State 1984-88
- 7. 83.5 (218-261) Alex Thompson, Davidson 2006-10
- 8. 83.3 (355-426) Anna Freeman, Appalachian State 2009-13
- 9. 83.2 (352-423) Lee Stephens, Furman 2006-10
- 10. 83.1 (217-261) Paige Anderson, Samford 2008-12

## Rebounds

### Game

- 1. 28 DeShawne Blocker, ETSU vs. Covenant Jan. 4, 1994
- 2. 26 Valorie Whiteside, APP vs. Furman Feb. 26, 1985
- 26 Katie Beck, ETSU vs. Charleston (W.Va.) Dec. 7, 1985
- 26 Katie Beck, ETSU vs. Radford Dec. 5, 1985
- 26 Sherae Bonner, WCU vs. Livingstone Nov. 17, 2014
- 6. 25 DeShawne Blocker, ETSU vs. Marshall Feb. 13, 1993
- 7. 24 DeShawne Blocker, ETSU vs. Davidson Feb. 26, 1994
- 24 Brittany Hodges, FUR vs. Davidson Nov. 14, 2014
- 9. 23 Valorie Whiteside, APP vs. Lenoir-Rhyne Feb. 4, 1985
- 23 Valorie Whiteside, APP vs. Wofford Nov. 23, 1985
- 23 Kim Bush, UTC vs. Mercer Jan. 21, 1986
- 23 Charlene Penland, WCU vs. ETSU Feb. 24, 1990
- 23 Natalie Cleckley, FUR vs. Western Carolina Jan. 9, 1991
- 23 Jenette Reed, MAR vs. Campbell Dec. 29, 1992
- 23 Erin Butcher, DAV vs. Lynchburg Jan. 30, 1993

### Season

- 1. 450 DeShawne Blocker, ETSU 1993-94
- 2. 441 Katie Beck, ETSU 1987-88
- 3. 435 Valorie Whiteside, Appalachian State 1984-85
- 4. 386 Ije Ajemba, UNCG 2017-18
- 5. 362 Katie Beck, ETSU 1985-86
- 6. 360 Tierra Hodges, Furman 2021-22
- 7. 356 Kim Horsey, Chattanooga 1983-84
- 356 Natalie Cleckley, Furman 1990-91
- 9. 349 Amanda Thompson, Mercer 2015-19
- 10. 347 Sophia Aleksandravicius, Davidson 2012-13

### Career

- 1. 1,404 Katie Beck, ETSU 1984-88
- 2. 1,369 Valorie Whiteside, Appalachian State 1984-88
- 3. 1,361 DeShawne Blocker, ETSU 1991-95
- 4. 1,274 Tierra Hodges, Furman 2016-22
- 5. 1,143 Sophia Aleksandravicius, Davidson 2009-13
- 6. 1,102 Natalie Cleckley, Furman 1987-91
- 7. 1,086 Regina Kirk, Chattanooga 1984-88
- 8. 1,056 Jackie Smith, Furman 1996-00
- 9. 1,023 Rushia Brown, Furman 1989-94
- 10. 1,010 Alex Anderson, Chattanooga 2004-08



# INDIVIDUAL RECORDS

## Rebounding average

### Season

1.	17.6 (25-441)	Katie Beck, ETSU	1987-88
2.	17.3 (26-450)	DeShawne Blocker, ETSU	1993-94
3.	15.5 (28-435)	Valorie Whiteside, Appalachian State	1984-85
4.	13.7 (25-342)	Katie Beck, ETSU	1986-87
5.	13.0 (25-326)	DeShawne Blocker, ETSU	1992-93
6.	12.9 (28-362)	Katie Beck, ETSU	1985-86
7.	12.7 (28-356)	Natalie Cleckley, Furman	1990-91
8.	12.5 (31-386)	Ije Ajemba, UNCG	2017-18
9.	12.0 (30-360)	Tierra Hodges, Furman	2021-22
10.	11.5 (30-345)	DeShawne Blocker, ETSU	1994-95

### Career

1.	13.4 (105-1,404)	Katie Beck, ETSU	1984-88
2.	12.7 (107-1,361)	DeShawne Blocker, ETSU	1991-95
3.	11.8 (116-1,369)	Valorie Whiteside, Appalachian State	1984-88
4.	11.7 (62-725)	Tonya Bristowe, Furman	1994-98
5.	10.1 (44-444)	Erin Butcher, Davidson	1992-94
6.	9.7 (112-1,086)	Regina Kirk, Chattanooga	1984-88
7.	9.6 (115-1,102)	Natalie Cleckley, Furman	1987-91
8.	9.3 (100-929)	Shannon Thomas, Appalachian State	1988-92

## Assists

### Game

1.	20	Kim Skala, ETSU vs. Virginia Tech	Jan. 20, 1986
	20	Susan Lance, UTC vs. Mercer	Jan. 31, 1987
3.	19	Kim Skala, ETSU vs. Appalachian State	Feb. 20, 1986
	19	Kim Skala, ETSU vs. Western Carolina	Feb. 17, 1986
5.	17	Kim Skala, ETSU vs. Georgetown	Nov. 24, 1986
	17	Susan Lance, UTC vs. ETSU	Feb. 25, 1987
7.	16	Susan Lance, UTC vs. ETSU	Feb. 7, 1987
	16	Amy Wales, UTC vs. Marshall	Jan. 13, 1990
	16	Sydni Means, MER vs. North Carolina	Dec. 28, 2017
10.	15	Whitney Bunn, FUR vs. Coastal Carolina	Dec. 3, 2014
	15	Sydni Means, MER vs. Furman	Jan. 6, 2018

### Season

1.	285	Kim Skala, ETSU	1985-86
2.	264	Sydni Means, Mercer	2017-18
3.	234	Kim Skala, ETSU	1984-85
4.	226	Whitney Bunn, Furman	2014-15
5.	216	Sydni Means, Mercer	2016-17
6.	208	Amy Wales, Chattanooga	1989-90
7.	206	Jill Brown, College of Charleston	2012-13
8.	202	Kim Skala, ETSU	1986-87
9.	192	Karla May, Marshall	1984-85
10.	191	Brigid Morrissey, Furman	2013-14

### Career

1.	842	Kim Skala, ETSU	1983-87
2.	686	Sydni Means, Mercer	2014-18
3.	660	Jane Dalton, Appalachian State	1984-88
4.	648	Nancy Smith, Chattanooga	1987-91
5.	588	Jennifer O'Brien, Davidson	1996-00
6.	568	Shannon Spencer, Appalachian State	1992-96
7.	562	Whitney Bunn, Furman	2013-17
8.	536	Karla May, Marshall	1983-86
9.	512	Amy Wales, Chattanooga	1987-91
10.	509	Jan Cameron, Chattanooga	1990-94

## Assists average

### Season

1.	10.6 (27-285)	Kim Skala, ETSU	1985-86
2.	8.7 (27-234)	Kim Skala, ETSU	1984-85
3.	8.1 (25-202)	Kim Skala, ETSU	1986-87

4.	8.0 (33-264)	Sydni Means, Mercer	2017-18
5.	7.4 (26-192)	Karla May, Marshall	1984-85
6.	7.2 (29-208)	Amy Wales, Chattanooga	1989-90
7.	6.8 (33-226)	Whitney Bunn, Furman	2014-15
8.	6.8 (27-184)	Jennifer O'Brien, Davidson	1997-98
9.	6.8 (32-216)	Sydni Means, Mercer	2016-17
10.	6.6 (28-184)	Nancy Smith, Chattanooga	1988-89

### Career

1.	8.0 (105-841)	Kim Skala, ETSU	1983-87
2.	5.9 (110-648)	Nancy Smith, Chattanooga	1987-91
3.	5.8 (119-686)	Sydni Means, Mercer	2014-18
4.	5.7 (116-660)	Jane Dalton, Appalachian State	1984-88
5.	5.4 (108-588)	Jennifer O'Brien, Davidson	1996-00
6.	5.1 (112-568)	Shannon Spencer, Appalachian State	1992-96
7.	4.8 (118-562)	Whitney Bunn, Furman	2013-17
	4.8 (91-434)	Da'Ja Green, Wofford	2017-20
9.	4.5 (115-512)	Amy Wales, Chattanooga	1987-91
10.	4.4 (115-511)	Charity Brown, Samford	2016-20

## Blocked shots

### Game

1.	12	Sharon Deal, MAR vs. Youngstown State	Jan. 4, 1989
2.	10	Sophia Aleksandravicius, DAV vs. Furman	Feb. 16, 2013
3.	9	Sharon Deal, MAR vs. Appalachian State	Feb. 25, 1989
	9	Sophia Aleksandravicius, DAV vs. Furman	Jan. 30, 2012
	9	Teanna Robinson, MER vs. Saint Louis	Nov. 28, 2014
	9	Jasmine Joyner, UTC vs. Bowling Green	Nov. 20, 2016
	9	Jasmine Joyner, UTC vs. ETSU	Jan. 14, 2017
8.	8	Sharon Deal, MAR vs. Furman	Jan. 15, 1989
	8	Jennifer Weurding, WOF vs. North Carolina A&T	Nov. 26, 2005
	8	Jennifer Weurding, WOF vs. Appalachian State	Feb. 12, 2007
	8	Anna Freeman, APP vs. Bowling Green	Dec. 23, 2009
	8	Catherine Williams, APP vs. Davidson	Jan. 23, 2010
	8	Sophia Aleksandravicius, DAV vs. Ga. Southern	Dec. 1, 2012
	8	Jasmine Joyner, UTC vs. Notre Dame	Nov. 21, 2014
	8	Jasmine Joyner, UTC vs. Western Carolina	Jan. 13, 2016
	8	Jasmine Joyner, UTC vs. Wofford	Feb. 6, 2016
	8	Jasmine Joyner, UTC vs. Samford	March 4, 2016
	8	Jasmine Joyner, UTC vs. Stetson	Dec. 5, 2016
	8	Jasmine Joyner, UTC at Wofford	Jan. 26, 2017
	8	Shannon Titus, MER vs. Furman	Feb. 8, 2020

### Season

1.	132	Jasmine Joyner, Chattanooga	2014-15
2.	126	Jasmine Joyner, Chattanooga	2015-16
3.	122	Jasmine Joyner, Chattanooga	2016-17
4.	117	Sharon Deal, Marshall	1988-89
5.	102	Sophia Aleksandravicius, Davidson	2012-13
6.	95	Sophia Aleksandravicius, Davidson	2010-11
7.	93	Sophia Aleksandravicius, Davidson	2011-12
8.	92	Anna Freeman, Appalachian State	2009-10
9.	81	Jennifer Weurding, Wofford	2006-07
10.	71	Sharon Deal, Marshall	1987-88
	71	Courtney Nyborg, Elon	2003-04

### Career

1.	436	Jasmine Joyner, Chattanooga	2013-17
2.	339	Sophia Aleksandravicius, Davidson	2009-13
3.	265	Anna Freeman, Appalachian State	2009-13
4.	253	Jennifer Weurding, Wofford	2003-07
5.	235	Mahagony Williams, Wofford	2007-11
6.	227	Kelsey Evans, Elon	2009-13
7.	221	Alex Anderson, Chattanooga	2004-08
8.	195	Valorie Whiteside, Appalachian State	1984-88
9.	193	Rushia Brown, Furman	1989-94
10.	192	Shannon Titus, Mercer	2017-22



# INDIVIDUAL RECORDS



## Blocked-shots average

### Season

1.	4.2 (28-117)	Sharon Deal, Marshall	1988-89
2.	4.0 (33-132)	Jasmine Joyner, Chattanooga	2014-15
3.	3.9 (32-126)	Jasmine Joyner, Chattanooga	2015-16
4.	3.8 (32-122)	Jasmine Joyner, Chattanooga	2016-17
5.	3.1 (31-95)	Sophia Aleksandravicius, Davidson	2010-11
6.	2.9 (31-91)	Sophia Aleksandravicius, Davidson	2011-12
7.	2.9 (35-102)	Sophia Aleksandravicius, Davidson	2012-13
8.	2.6 (27-71)	Sharon Deal, Marshall	1987-88
9.	2.6 (35-92)	Anna Freeman, Appalachian State	2009-10
10.	2.5 (26-65)	Jeanne Marvel, Western Carolina	1986-87

### Career

1.	3.6 (122-436)	Jasmine Joyner, Chattanooga	2013-17
2.	3.4 (55-188)	Sharon Deal, Marshall	1987-89
3.	2.7 (127-339)	Sophia Aleksandravicius, Davidson	2009-13
4.	2.4 (52-127)	Jeanne Marvel, Western Carolina	1986-88
5.	2.3 (108-253)	Jennifer Weurding, Wofford	2003-07
6.	2.0 (132-265)	Anna Freeman, Appalachian State	2009-13
	2.0 (119-235)	Mahagony Williams, Wofford	2007-11
8.	1.8 (124-227)	Kelsey Evans, Elon	2009-13
	1.8 (58-109)	Arianne Whitaker, Chattanooga	2017-19
10.	1.7 (114-193)	Rushia Brown, Furman	1989-93
	1.7 (116-195)	Valorie Whiteside, Appalachian State	1984-88

## Steals

### Game

1.	14	Stephanie Wine, MAR vs. Western Carolina	Jan. 23, 1995
2.	13	Valorie Whiteside, APP vs. College of Charleston	Jan. 9, 1988
3.	12	Rachel Brittenham, WOF vs. Western Carolina	Feb. 21, 2011
4.	11	Chris McClure, UTC vs. Appalachian State	1984-85
	11	Jennifer O'Brien, DAV vs. Furman	Jan. 11, 1999
	11	Kristen Boone, UNCG vs. UNC Wilmington	Nov. 12, 2006
	11	Whitney Tossie, APP vs. Elon	Dec. 16, 2006
	11	Erica Haynes-Overton, ETSU vs. Murray State	Nov. 29, 2017
	11	Tianna Tarter, ETSU vs. Winthrop	Dec. 3, 2017
8.	10	Karla May, MAR vs. West Virginia State	Nov. 25, 1983
	10	Emily Holliday, WCU vs. Tusculum	Dec. 3, 1985
	10	Jenelle Stephenson, MAR vs. ETSU	Jan. 18, 1988
	10	Lucy Dunn, FUR vs. ETSU	Jan. 30, 1988
	10	Karen Stanley, FUR vs. ETSU	Jan. 31, 1994



Chattanooga's Jasmine Joyner is the SoCon's career leader in blocks (436) and blocks per game (3.6).

10	Tiffany Lanier, GSU vs. South Carolina	Dec. 3, 2003
10	Liz Miller, WOF vs. Davidson	Jan. 31, 2009
10	Shon Redmond, Elon vs. UNCW	Nov. 18, 2012

### Season

1.	122	Tracy Krueger, Marshall	1992-93
	122	Anna Freeman, Appalachian State	2011-12
3.	121	Kristen Boone, UNCG	2004-05
4.	117	Jennifer O'Brien, Davidson	1999-00
5.	113	Whitney Tossie, Appalachian State	2006-07
6.	112	Nancy Smith, Chattanooga	1988-89
7.	108	Erica Haynes-Overton, ETSU	2017-18
8.	106	Shannon Spencer, Appalachian State	1994-95
9.	101	Janna Magette, Davidson	2000-01
	101	Tiffany Lanier, Georgia Southern	2000-01
	101	Tiffany Lanier, Georgia Southern	2002-03
	101	Kristen Boone, UNCG	2005-06

### Career

1.	383	Anna Freeman, Appalachian State	2009-13
2.	368	Nancy Smith, Chattanooga	1987-91
	368	Jennifer O'Brien, Davidson	1996-00
4.	356	Nancy Smith, Chattanooga	1987-91
5.	351	Whitney Tossie, Appalachian State	2004-08
6.	341	Shannon Spencer, Appalachian State	1992-95
7.	338	Rushia Brown, Furman	1989-93
8.	315	Kristen Boone, UNCG	2004-09
9.	307	Valorie Whiteside, Appalachian State	1984-88
10.	293	Anna Freeman, Appalachian State	2009-12
11.	282	Shannon Titus, Mercer	2017-22

## Steals average

### Season

1.	4.4 (28-122)	Tracy Krueger, Marshall	1992-93
2.	4.3 (27-117)	Jennifer O'Brien, Davidson	1999-00
3.	4.3 (28-121)	Kristen Boone, UNCG	2004-05
4.	4.0 (28-112)	Nancy Smith, Chattanooga	1988-89
5.	3.9 (26-101)	Kristen Boone, UNCG	2005-06
6.	3.8 (28-106)	Shannon Spencer, Appalachian State	1994-95
7.	3.6 (28-101)	Janna Magette, Davidson	2000-01
8.	3.6 (30-108)	Erica Haynes-Overton, ETSU	2017-18
9.	3.6 (34-122)	Anna Freeman, Appalachian State	2011-12
10.	3.5 (28-99)	Jennifer O'Brien, Davidson	1998-99
	3.5 (28-99)	Janna Magette, Davidson	2000-01

### Career

1.	3.71 (85-315)	Kristen Boone, UNCG	2004-09
2.	3.45 (65-224)	Erica Haynes-Overton, ETSU	2017-19
3.	3.41 (108-368)	Jennifer O'Brien, Davidson	1996-00
4.	3.24 (110-356)	Nancy Smith, Chattanooga	1987-91
5.	3.04 (112-341)	Shannon Spencer, Appalachian State	1992-96
6.	3.03 (116-351)	Whitney Tossie, Appalachian State	2004-08
7.	2.96 (114-338)	Rushia Brown, Furman	1989-94
8.	2.90 (132-383)	Anna Freeman, Appalachian State	2009-13
9.	2.76 (114-315)	Liz Miller, Wofford	2005-09
10.	2.65 (116-307)	Valorie Whiteside, Appalachian State	1984-88

## Scoring

### Game

1.	135	Samford vs. Birmingham-Southern	Jan. 4, 2021
2.	126	Marshall vs. West Virginia Tech	Nov. 26, 1984
3.	125	Furman vs. Charleston Southern	Jan. 16, 1991
4.	116	Furman vs. Charleston Southern	Dec. 16, 1989
	116	Wofford vs. Erskine	Nov. 17, 2016
6.	114	Furman vs. ETSU	Jan. 26, 1990
	114	Western Carolina vs. Warren Wilson	Jan. 24, 2018
8.	112	Furman vs. Rider	Jan. 4, 1992
9.	111	Georgia Southern vs. Mercer	Feb. 20, 1986
10.	110	Georgia Southern vs. Kent	Jan. 4, 1992
	110	Western Carolina vs. Montreat	Jan. 5, 2015
	110	Wofford vs. Southern Wesleyan	Jan. 3, 2019

### Season

1.	2,543	Appalachian State	1986-87
2.	2,518	Western Carolina	2007-08
3.	2,440	Furman	1989-90
4.	2,432	ETSU	1994-95
5.	2,417	Appalachian State	1995-96
6.	2,392	Marshall	1984-85
7.	2,363	Chattanooga	1988-89
8.	2,344	Chattanooga	2001-02
9.	2,343	Appalachian State	1987-88
10.	2,338	Appalachian State	2010-11

## Scoring average

### Season

1.	84.1 (29-2,440)	Furman	1989-90
2.	83.7 (28-2,343)	Appalachian State	1987-88
3.	82.8 (28-2,318)	Furman	1990-91
4.	82.5 (29-2,392)	Marshall	1984-85
5.	82.0 (31-2,543)	Appalachian State	1986-87
6.	81.1 (30-2,432)	ETSU	1994-95
7.	80.6 (30-2,417)	Appalachian State	1995-96
8.	79.3 (28-2,220)	Appalachian State	1993-94
9.	79.1 (29-2,137)	Appalachian State	1988-89
	79.1 (28-2,214)	Georgia Southern	1994-95

## Scoring defense

### Season

1.	50.2 (31-1,555)	Samford	2015-16
2.	50.5 (33-1,665)	Chattanooga	2014-15
3.	52.9 (32-1,692)	Chattanooga	2015-16
4.	53.2 (29-1,542)	Samford	2008-09
5.	54.4 (31-1,685)	Samford	2012-13
6.	54.6 (30-1,639)	Chattanooga	2004-05
7.	54.9 (33-1,811)	Chattanooga	2012-13
	54.9 (33-1,811)	Mercer	2017-18
9.	55.3 (32-1,771)	UNCG	2019-20
10.	56.2 (33-1,856)	Chattanooga	2013-14

## Field goals made

### Game

1.	53	Samford vs. Birmingham-Southern	Jan. 4, 2021
2.	48	Marshall vs. West Virginia Tech	Nov. 26, 1984
	48	Georgia Southern vs. Kent	Jan. 4, 1992
4.	47	Appalachian State vs. Catawba	Dec. 10, 1984
5.	46	Chattanooga vs. Mercer	Dec. 5, 1987
	46	Furman vs. Charleston Southern	Jan. 16, 1991
	46	Western Carolina vs. Montreat	Jan. 5, 2015
8.	45	Chattanooga vs. Mercer	Jan. 18, 1989
9.	44	Chattanooga vs. Mercer	Jan. 31, 1987
	44	Wofford vs. Limestone	Dec. 14, 2001
	44	Wofford vs. Southern Wesleyan	Jan. 3, 2019

## Season

1.	1,001	Appalachian State	1986-87
2.	972	Furman	1989-90
3.	953	Appalachian State	1987-88
4.	948	Western Carolina	2007-08
5.	936	Chattanooga	1988-89
6.	928	Georgia Southern	1992-93
7.	918	Mercer	2017-18
8.	917	Appalachian State	2010-11
9.	900	Appalachian State	2009-10
10.	899	Chattanooga	1989-90
	899	Chattanooga	1991-92

## Field-goal attempts

### Game

1.	100	Elon vs. Western Carolina	Feb. 11, 2008
2.	95	Chattanooga vs. Lincoln Memorial	Jan. 30, 1990
3.	93	Chattanooga vs. Alabama-Huntsville	Nov. 29, 1991
	93	Western Carolina vs. Elon	Feb. 11, 2008
5.	91	Chattanooga vs. Mercer	Jan. 31, 1987
	91	Chattanooga vs. Appalachian State	Dec. 19, 2000
7.	90	Chattanooga vs. ETSU	Feb. 7, 1987
	90	Mercer vs. Wofford	Feb. 21, 2021
9.	88	Georgia Southern vs. Armstrong State	Dec. 30, 1994
	88	College of Charleston vs. Western Carolina	March 9, 2009
	88	Mercer vs. Saint Louis	Nov. 28, 2014



*ETSU's DeShawne Blocker holds the conference record for most rebounds in a game and in a season. She was inducted into the SoCon Hall of Fame in 2022.*

# TEAM RECORDS



## Season

1.	2,670	Appalachian State	1988-89
2.	2,252	Western Carolina	2007-08
3.	2,230	Mercer	2014-15
4.	2,203	Chattanooga	1988-89
5.	2,130	College of Charleston	2012-13
6.	2,102	Mercer	2017-18
7.	2,088	ETSU	2017-18
8.	2,086	Furman	1989-90
9.	2,084	Appalachian State	2009-10
10.	2,075	Wofford	2018-19

## Field-goal percentage

### Game

1.	74.0 (37-50)	ETSU vs. Appalachian State	Feb. 20, 1986
2.	69.6	Georgia Southern vs. Appalachian State	Jan. 23, 1993
3.	67.7	Furman vs. Winthrop	Jan. 3, 1995
4.	67.3 (37-55)	College of Charleston vs. Anderson	Nov. 17, 2001
5.	66.1 (41-62)	UNCG vs. N.C. Central	Dec. 31, 2015
6.	65.1 (28-43)	Chattanooga vs. UNCG	Jan. 19, 2015
7.	64.7 (33-51)	Appalachian State vs. Furman	March 10, 1990
8.	63.9 (53-83)	Samford vs. Birmingham-Southern	Jan. 4, 2021
9.	63.8 (30-47)	Chattanooga vs. UNCG	Jan. 22, 2022
10.	63.3 (31-49)	Elon vs. Winston-Salem State	Dec. 13, 2007

### Season

1.	55.9 (1,001-1,792)	Appalachian State	1986-87
2.	51.5 (890-1,728)	Appalachian State	1985-86
3.	50.4 (953-1,891)	Appalachian State	1987-88
4.	48.8 (815-2,670)	Appalachian State	1988-89
5.	48.4 (797-1,645)	ETSU	1984-85
6.	47.8	Furman	1985-86
7.	47.7 (878-1,840)	Chattanooga	1985-86
8.	47.7 (743-1,558)	Davidson	1997-98
9.	47.3 (791-1,671)	ETSU	1993-94
10.	46.9 (723-1,542)	ETSU	1993-94

## 3-point field goals made

### Game

1.	16	Chattanooga vs. Georgia Southern	Dec. 4, 2010
	16	Samford vs. Wofford	Feb. 28, 2019
3.	15	Chattanooga vs. Furman	Feb. 22, 2004
	15	Chattanooga vs. Davidson	Jan. 8, 2007
	15	Samford vs. Wofford	Jan. 26, 2009
	15	Samford vs. Berry College	Dec. 7, 2010
	15	Samford vs. Saint Peter's	Dec. 30, 2010
	15	Furman vs. Coastal Carolina	Dec. 3, 2014
	15	Wofford vs. Warren Wilson	Dec. 4, 2018
10.	14	Chattanooga vs. South Florida	Dec. 4, 1998
	14	Chattanooga vs. Appalachian State	Jan. 31, 2000
	14	Elon vs. St. Andrews College	Nov. 20, 2009
	14	College of Charleston vs. Mercer	Nov. 20, 2009
	14	ETSU vs. Morehead State	Dec. 15, 2014
	14	Furman vs. Winthrop	Nov. 24, 2015
	14	Furman vs. Mars Hill	Nov. 26, 2016
	14	Wofford vs. Longwood	Dec. 8, 2018
	14	Chattanooga vs. Georgia Souther	Dec. 20, 2020
	14	Samford vs. Wofford	Feb. 13, 2021
	14	Wofford vs. Southern Wesleyan	Nov. 19, 2021
	14	Wofford vs. Erskine	Jan. 1, 2022

### Season

1.	272	Samford	2009-10
2.	270	Samford	2010-11
3.	257	Chattanooga	2006-07
	257	Chattanooga	2009-10
5.	253	Chattanooga	2008-09
6.	251	Chattanooga	2005-06



*Samford's Monica Maxwell was 78-for-196 from 3-point range in 2009-10, helping the Bulldogs set a single-season SoCon record with 272 3-pointers.*

7.	244	Chattanooga	2010-11
8.	240	Wofford	2021-22
9.	233	Chattanooga	2007-08
10.	232	Samford	2008-09


## 3-point field-goal attempts

### Game

1.	38	ETSU vs. Georgia Southern	1997-98
	38	Chattanooga vs. Louisville	Nov. 24, 2007
	38	Chattanooga at Saint Mary's (Calif.)	Nov. 24, 2012
4.	37	Chattanooga vs. Furman	Dec. 22, 2004
5.	36	Western Carolina vs. Coastal Carolina	Nov. 24, 2019
	36	Wofford vs. ETSU	Feb. 24, 2022
7.	35	Chattanooga vs. Davidson	Feb. 12, 2011
8.	34	Wofford vs. Furman	Feb. 1, 2005
	34	Chattanooga vs. Clemson	Nov. 17, 2007
	34	Chattanooga at Appalachian State	Feb. 16, 2009
	34	Chattanooga vs. Oklahoma State	March 20, 2010

### Season

1.	768	Samford	2009-10
2.	751	Wofford	2021-22
3.	746	Chattanooga	2006-07
4.	741	Chattanooga	2008-09
5.	740	Chattanooga	2009-10
6.	737	Chattanooga	2010-11
7.	697	Chattanooga	2007-08
8.	681	Samford	2010-11
9.	678	Western Carolina	2019-20
10.	673	Chattanooga	2005-06



*Furman's Jackie Smith holds the SoCon record for most free throws made in a season and free-throw attempts in a career.*

## 3-point field-goal percentage

### Game (minimum 4 made)

1.	100.0 (4-4)	Chattanooga vs. ETSU	1988-89
2.	81.3 (13-16)	Georgia Southern vs. Appalachian State	Feb. 8, 2000
3.	80.0 (4-5)	Appalachian State at George Mason	Dec. 30, 2008
4.	76.9 (10-13)	College of Charleston vs. Wofford	Dec. 14, 2009
	76.9 (10-13)	Davidson vs. Appalachian State	Feb. 2, 2011
	76.9 (10-13)	Davidson vs. Samford	Feb. 3, 2014
7.	75.0 (6-8)	Western Carolina vs. Georgia State	Dec. 11, 2010
	75.0 (12-16)	Chattanooga vs. UNCG	Jan. 19, 2015
9.	72.7 (8-11)	Wofford vs. College of Charleston	Dec. 1, 2001
	72.7 (8-11)	College of Charleston at Elon	Dec. 8, 2008

### Season

1.	42.4 (136-321)	Appalachian State	1990-91
2.	41.0 (136-332)	Appalachian State	1990-91
3.	40.8 (151-370)	Chattanooga	1988-89
4.	39.9 (141-353)	Davidson	1999-00
5.	39.6 (270-681)	Samford	2010-11
6.	38.5 (106-275)	ETSU	1993-94
7.	38.1 (164-430)	Furman	2005-06
8.	38.0 (112-295)	ETSU	1996-97
9.	37.9 (55-145)	Appalachian State	1989-90
10.	37.7 (168-498)	Wofford	2016-17
	37.7 (195-517)	Furman	2008-09

## Free throws made

### Game

1.	43	Western Carolina vs. Davidson	Jan. 14, 1995
2.	42	Furman vs. Western Carolina	Jan. 15, 1996

42	Wofford vs. Eastern Kentucky	Dec. 13, 1998	
42	Georgia Southern vs. Wofford	Dec. 30, 1998	
42	Furman vs. UNC Asheville	Nov. 26, 2004	
6.	41	Appalachian State vs. Radford	Dec. 12, 1990
7.	38	Wofford vs. Eastern Kentucky	Nov. 20, 1999
8.	37	UNCG vs. Elon	Dec. 2, 1998
9.	36	College of Charleston vs. Appalachian State	Jan. 12, 2002
10.	35	Georgia Southern vs. Davidson	Dec. 12, 1999
	35	Western Carolina vs. UNCG	Feb. 27, 2015

### Season

1.	609	Appalachian State	1990-91
2.	580	Marshall	1996-97
3.	568	ETSU	1994-95
4.	565	Furman	1994-95
5.	555	Marshall	1995-96
6.	552	Appalachian State	2004-05
7.	526	Davidson	1998-99
8.	508	Davidson	2013-14
9.	507	Chattanooga	2003-04
10.	492	Georgia Southern	1995-96

## Free-throw attempts

### Game

1.	64	Western Carolina vs. Davidson	Jan. 14, 1995
2.	58	Furman vs. Western Carolina	Jan. 15, 1996
3.	55	Chattanooga vs. UNC Asheville	Dec. 20, 1997
	55	Wofford vs. Eastern Kentucky	Dec. 13, 1998
5.	53	Appalachian State vs. ETSU	Unknown
6.	52	Georgia Southern vs. Wofford	Dec. 30, 1998
7.	50	Chattanooga vs. College of Charleston	Jan. 9, 1999
	50	College of Charleston vs. Appalachian State	Jan. 12, 2002
9.	49	Furman vs. UNC Asheville	Nov. 14, 1997
	49	Wofford vs. New Orleans	Nov. 25, 2003

### Season

1.	853	Appalachian State	1990-91
2.	820	Furman	1994-95
3.	803	Marshall	1996-97
4.	797	ETSU	1994-95
5.	777	Marshall	1995-96
6.	775	Western Carolina	1994-95
7.	762	Chattanooga	2003-04
8.	758	Davidson	1998-99
9.	750	Georgia Southern	1995-96
10.	732	Western Carolina	2007-08

## Free-throw percentage

### Game (minimum 12 made)

1.	100.0 (26-26)	Chattanooga vs. UAB	1990-91
2.	100.0 (14-14)	Samford vs. Davidson	Jan. 19, 2009
	100.0 (14-14)	Samford vs. Chattanooga	Nov. 30, 2009
	100.0 (14-14)	Samford vs. UAB	Dec. 6, 2014
	100.0 (14-14)	Chattanooga vs. Samford	Feb. 24, 2018
6.	100.0 (13-13)	Western Carolina vs. Furman	Mar. 1, 2002
	100.0 (13-13)	Chattanooga at Elon	Dec. 17, 2009
	100.0 (13-13)	Davidson vs. Georgia Southern	Jan. 8, 2011
	100.3 (13-13)	Mercer vs. Furman	March 6, 2022
10.	100.0 (12-12)	College of Charleston vs. Davidson	Jan. 2, 2008
	100.0 (12-12)	Samford vs. Clemson	Dec. 12, 2010
	100.0 (12-12)	Samford vs. Saint Peter's	Dec. 30, 2010
	100.0 (12-12)	Western Carolina vs. Campbell	Dec. 14, 2015
	100.0 (12-12)	UNCG at Mercer	Feb. 29, 2020

### Season

1.	77.5 (386-498)	Samford	2010-11
2.	77.3 (426-551)	Appalachian State	2012-13
3.	77.1 (387-502)	UNCG	2019-20

# TEAM RECORDS



4.	76.7 (472-615)	Davidson	2010-11
5.	76.7 (415-541)	Furman	2007-08
6.	76.6 (291-380)	Samford	2012-13
7.	76.4 (337-441)	Mercer	2017-18
8.	75.9 (425-560)	Samford	2009-10
9.	75.7 (358-473)	Chattanooga	2016-17
10.	75.5 (428-567)	Furman	2005-06

## Rebounds

<b>Game</b>			
1.	75	Marshall vs. West Virginia Tech	Nov. 26, 1984
2.	72	Western Carolina vs. Mars Hill	Dec. 4, 1986
3.	69	Wofford vs. Erskine	Jan. 2, 2021
4.	67	Georgia Southern vs. Augusta State	Dec. 18, 2000
5.	66	Wofford at Bethune-Cookman	Nov. 28, 2008
6.	64	Wofford vs. Montreat	Nov. 18, 2005
64		Elon vs. Western Carolina	Feb. 11, 2008
64		Wofford vs. Norfolk State	Nov. 18, 2009
64		Chattanooga vs. Richmond	Dec. 29, 2009
64		Furman vs. Erskine	Dec. 7, 2010
64		Samford vs. Birmingham-Southern	Jan. 4, 2021

## Season

1.	1,521	Western Carolina	2007-08
2.	1,504	Appalachian State	2009-10
3.	1,488	Western Carolina	2006-07
4.	1,434	Georgia Southern	2002-03
5.	1,433	College of Charleston	2012-13
6.	1,421	Western Carolina	2008-09
7.	1,419	Mercer	2014-15
8.	1,416	UNCG	2016-17
9.	1,405	Appalachian State	1990-91
10.	1,370	Davidson	2012-13

## Rebounding average

<b>Season</b>			
1.	49.6 (26-1,289)	ETSU	1993-94
2.	47.8 (30-1,434)	Georgia Southern	2002-03
3.	44.8 (29-1,299)	Georgia Southern	2003-04
4.	44.8 (32-1,433)	College of Charleston	2012-13
5.	44.7 (34-1,521)	Western Carolina	2007-08
6.	43.8 (34-1,488)	Western Carolina	2006-07
7.	43.1 (33-1,421)	Western Carolina	2008-09
8.	43.0 (35-1,504)	Appalachian State	2009-10
9.	41.4 (29-1,201)	Wofford	2008-09
10.	41.2 (21-1,278)	Furman	2021-22

## Assists

<b>Game</b>			
1.	36	Chattanooga vs. Marshall	Jan. 13, 1990
2.	35	Chattanooga vs. Georgia State	Jan. 10, 1990
3.	34	Furman vs. Charleston Southern	Jan. 16, 1991
4.	33	Chattanooga vs. Mercer	Feb. 3, 1987
33		Chattanooga vs. Tennessee State	Feb. 14, 1990
6.	31	Georgia Southern vs. Appalachian State	Jan. 23, 1993
31		Appalachian State vs. Furman	Jan. 11, 1997
31		Mercer vs. Winthrop	Dec. 17, 2017
9.	30	Georgia Southern at Central Florida	Dec. 8, 1992
30		UNCG vs. Winthrop	Feb. 17, 1993
30		UNCG vs. College of Charleston	Dec. 29, 1999
30		Wofford vs. Limestone	Dec. 14, 2001

## Season

1.	625	Chattanooga	1988-89
2.	616	Chattanooga	1989-90
3.	589	Appalachian State	2010-11
4.	561	Chattanooga	1990-91
5.	556	Appalachian State	2009-10

6.	548	Chattanooga	2005-06
7.	547	Chattanooga	1985-86
8.	541	Chattanooga	1991-92
9.	538	Mercer	2017-18
10.	537	Chattanooga	1987-88

## Assists average

<b>Season</b>			
1.	20.2 (31-625)	Chattanooga	1988-89
2.	21.2 (29-616)	Chattanooga	1989-90
3.	20.0 (28-561)	Chattanooga	1990-91
4.	19.2 (28-537)	Chattanooga	1987-88
5.	18.9 (29-547)	Chattanooga	1985-86
6.	18.4 (32-589)	Appalachian State	2010-11
7.	18.0 (30-541)	Chattanooga	1991-92
8.	18.0 (29-522)	Furman	1989-90
9.	17.7 (30-532)	Georgia Southern	1992-93
10.	17.7 (31-548)	Chattanooga	2005-06

## Blocked shots

<b>Game</b>			
1.	17	Appalachian State vs. Elon	Jan. 2, 2010
2.	15	College of Charleston vs. Furman	Dec. 3, 2011
15		Furman vs. Southern Wesleyan	Dec. 13, 2014
4.	14	Wofford vs. Furman	Feb. 7, 2009



Chattanooga's Brooke Hand ended her career as the SoCon's career 3-point field goal leader.

14	Chattanooga vs. Wofford	Feb. 6, 2015
6. 13	Marshall vs. Youngstown State	March 4, 1989
13	Elon at UNCG	Jan. 13, 2010
13	Chattanooga vs. Furman	Jan. 19, 2019
13	Chattanooga vs. UNCG	March 7, 2019
13	Mercer vs. Furman	Feb. 8, 2020

### Season

1. 223	Appalachian State	2009-10
2. 202	Chattanooga	2015-16
3. 189	Chattanooga	2014-15
4. 188	Chattanooga	2016-17
5. 181	Elon	2010-11
6. 171	Wofford	2007-08
7. 170	Marshall	1988-89
8. 167	Wofford	2008-09
9. 165	Mercer	2019-20
10. 163	Wofford	2010-11

### Blocked-shots average

#### Season

1. 6.4 (35-223)	Appalachian State	2009-10
2. 6.3 (32-202)	Chattanooga	2015-16
3. 6.1 (28-170)	Marshall	1988-89
4. 5.8 (29-167)	Wofford	2008-09
5. 5.9 (32-188)	Chattanooga	2016-17
6. 5.7 (33-189)	Chattanooga	2014-15
7. 5.5 (31-171)	Wofford	2007-08
8. 5.5 (33-181)	Elon	2010-11
9. 5.4 (30-163)	Wofford	2010-11
10. 5.3 (31-165)	Mercer	2019-20

### Steals

#### Game

1. 33	Marshall vs. West Virginia State	Nov. 25, 1983
2. 31	Wofford vs. Southern Virginia	Nov. 13, 2006
3. 29	Furman vs. Monmouth	Nov. 24, 1989
4. 27	Chattanooga vs. Clark	Jan. 18, 1988
27	Georgia Southern vs. Appalachian State	Jan. 1, 1990
27	Georgia Southern vs. Central Florida	Dec. 8, 1992
27	UNCG vs. UNC Wilmington	Nov. 12, 2006
8. 26	Chattanooga vs. Mercer	Dec. 5, 1987
26	Davidson vs. Washington & Lee	Dec. 29, 1994
10. 25	Georgia Southern vs. USC Spartanburg	Nov. 24, 1999
25	UNCG vs. College of Charleston	Dec. 29, 1999
25	UNCG vs. Wofford	Jan. 20, 2016

#### Season

1. 442	Appalachian State	2011-12
2. 415	Appalachian State	2010-11
3. 394	Furman	1989-90
4. 387	Georgia Southern	2000-01
387	Wofford	2005-06
6. 382	Davidson	2006-07
7. 378	Georgia Southern	1992-93
8. 376	Appalachian State	2007-08
9. 368	Appalachian State	2012-13
10. 353	Georgia Southern	1993-94
353	UNCG	2001-02

### Steals average

#### Season

1. 14.3 (27-387)	Georgia Southern	2000-01
2. 13.8 (28-387)	Wofford	2005-06
3. 13.0 (33-415)	Appalachian State	2010-11
4. 12.7 (31-394)	Furman	1989-90
5. 12.6 (30-378)	Georgia Southern	1992-93
6. 12.5 (30-376)	Appalachian State	2007-08

7. 12.3 (28-343)	Georgia Southern	1999-00
8. 11.9 (32-382)	Davidson	2006-07
9. 11.9 (31-368)	Appalachian State	2012-13
10. 11.8 (30-353)	Georgia Southern	1993-94

### Wins

1. 30	Mercer	2017-18
2. 29	Chattanooga	2003-04
29	Chattanooga	2007-08
29	Chattanooga	2012-13
29	Chattanooga	2013-14
29	Chattanooga	2014-15
7. 27	Chattanooga	2005-06
27	Appalachian State	2011-12
9. 26	Chattanooga	1983-84
26	Chattanooga	1999-00
26	Chattanooga	2002-03



Davidson's Sophia Aleksandravicius (2009-13) owned three of the top four single-season blocked-shot totals in league history and was the SoCon's career leader with 339 when she finished her career.

# COACHING RECORDS



## ETSU

Coach	Seasons	Years	W	L	Pct.
Dr. Janice Shelton	1970-72, 73-75	4	23	29	.442
Dr. Robert Bell	1972-73	1	3	4	.429
Becky Erwin	1975-76	1	4	13	.235
Nancy Boller	1976-78	2	22	23	.489
Susan Yow	1978-86	8	117	102	.534
Debbie Richardson	1986-94	8	79	131	.376
Karen Kemp	1994-13	19	272	277	.495
Brittney Ezell	2013-21	8	105	131	.445
Simon Harris	2021-22	1	6	22	.214
Brenda Mock Brown	2022-present	First season			

## Furman

Coach	Seasons	Years	W	L	Pct.
Virginia Robertson	1969-71	2	14	9	.609
Jean Bryant	1971-74	3	15	26	.366
Caroline Brown	1974-75	1	2	13	.133
Sharon Morel	1975-76	1	7	13	.350
Barbara Berry	1976-80	4	17	50	.254
Susan Roberts	1980-82	2	14	29	.326
Sherry Carter	1982-02	20	300	254	.542
Sam Dixon	2002-10	8	102	136	.429
Jackie Carson	2010-present	12	194	178	.522

## Mercer

Coach	Seasons	Years	W	L	Pct.
Peggy Collins	1970-77	7	133	33	.801
Jane Fontaine	1977-80	3	57	33	.633
Ed Nixon	1980-90	10	116	166	.411
Lea Henry	1990-94	4	55	55	.500
Billy Holmes	1994-01	7	76	118	.392
Sharon Baldwin	2001-02	1	16	13	.552
Brenda Welch-Nichols	2002-06	4	51	62	.451
Sybil Blalock	2006-07	1	5	25	.167
Janell Jones	2007-10	3	35	56	.385
Susie Gardner	2010-present	12	219	155	.586

## UNCG

Coach	Seasons	Years	W	L	Pct.
June Galloway	1969-72	3	38	14	.731
Marilyn Gibbs	1972-76	4	35	37	.486
Jan Donohue	1976-78	2	9	32	.220
Ditty Speeler	1978-80	2	20	24	.455
Robin Joseph	1980-81	1	9	14	.391
Lynne Agee	1981-11	30	556	311	.641
Wendy Palmer	2011-15	5	33	117	.220
Trina Patterson	2016-present	6	684	96	.877

## Samford

Coach	Seasons	Years	W	L	Pct.
Janet Cone	1997-02	5	41	97	.297
Mike Morris	2002-19	17	280	237	.542
Carley Kuhns	2019-present	3	45	42	.517

## Chattanooga

Coach	Seasons	Years	W	L	Pct.
Grace Keith	1974-76	2	21	23	.477
Sharon Fanning	1976-87	11	193	131	.596
Craig Parrott	1987-98	11	164	146	.529
Wes Moore	1998-13	15	358	113	.760
Jim Foster	2013-18	5	120	40	.750
Katie Burrows	2019-22	4	46	68	.404
Shawn Poppie	2022-present	First season			

## Western Carolina

Coach	Seasons	Years	W	L	Pct.
Betty Westmoreland	1965-79	14	189	89	.680
Judy Pounds	1979-81	2	28	22	.560
Judy Stroud	1981-85	4	46	58	.442
Tony Baldwin	1985-90	5	51	83	.381
Janet Cone	1990-93	3	17	65	.207
Gary Peters	1993-97	4	34	74	.339
Maria Fantanarosa	1997-98	1	7	20	.259
Jill Dunn	1998-00	2	23	33	.411
Beth Dunkenberger	2000-04	4	65	50	.565
Kellie Harper	2004-09	5	97	65	.599
Karen Middleton	2009-15	6	63	121	.342
Stephanie McCormick	2015-19	4	24	95	.202
Kiley Hill	2019-present	3	18	59	.234

## Wofford

Coach	Seasons	Years	W	L	Pct.
Patricia Gainey	1980-84	4	42	58	.420
Crystal Sharpe	1984-96*	11	152	144	.514
Mark Line	1996*	1	4	11	.267
David Graves	1996-02	6	54	115	.320
Ed Wyant	2002-03	1	4	24	.143
Samantha Young	2003-04	1	0	28	.000
Edgar Farmer	2004-15	12	99	253	.281
Jimmy Garrity	2016-present	6	84	92	.477

\*Sharpe resigned; Line finished the season

## SOCON COACHING RECORDS

### Overall wins

Rk	Name, school (years)	Yrs	W	L	Pct.
1.	Wes Moore, Chattanooga (1998-13)	15	358	113	.760
2.	Sherry Carter, Furman (1983-02)	19	292	241	.548
3.	Rusty Cram, Georgia Southern (1996-12)	16	239	230	.510
4.	Linda Robinson, Appalachian State (1984-97)	13	236	137	.632
5.	Lynne Agee, UNCG (1997-11)	14	220	192	.534
6.	Mike Morris, Samford (2008-19)	11	187	156	.545
7.	<b>Jackie Carson, Furman (2010-present)</b>	<b>12</b>	<b>194</b>	<b>178</b>	<b>.522</b>
8.	Craig Parrott, Chattanooga (1987-98)	11	164	146	.529
9.	Judy Southard, Marshall (1983-92)	9	160	95	.627
10.	<b>Susie Gardner, Mercer (2010-present)</b>	<b>8</b>	<b>174</b>	<b>79</b>	<b>.688</b>
11.	Annette Watts, Davidson (2001-10)	9	144	121	.543
12.	Karen Kemp, ETSU (1994-05)	11	135	171	.411
13.	Jim Foster, Chattanooga (2013-18)	5	120	40	.750
14.	Nancy Wilson, College of Charleston (2003-12)	9	118	152	.437
15.	Darcie Vincent, Appalachian State (2008-14)	6	117	75	.609
16.	Sam Dixon, Furman (2002-10)	8	102	136	.429

### Overall winning percentage (minimum two years)

Rk	Name, school (years)	Yrs	W	L	Pct.
1.	Wes Moore, Chattanooga (1998-13)	15	358	113	.760
2.	Jim Foster, Chattanooga (2013-18)	5	120	40	.750
3.	<b>Susie Gardner, Mercer (2014-present)</b>	<b>8</b>	<b>174</b>	<b>79</b>	<b>.688</b>
4.	Linda Robinson, Appalachian State (1984-97)	13	236	137	.632
5.	Judy Southard, Marshall (1983-92)	9	160	95	.627
6.	Darcie Vincent, Appalachian State (2008-14)	6	117	75	.609
7.	Kellie Harper, Western Carolina (2004-09)	5	97	65	.599
8.	Drema Greer, Georgia Southern (1991-96)	5	87	59	.596
9.	Sharon Fanning, Chattanooga (1983-87)	4	68	48	.586
10.	Michele Savage, Davidson (2010-14)	4	74	56	.569
11.	Beth Dunkenberger, Western Carolina (2000-04)	4	65	50	.565
12.	Sherry Carter, Furman (1983-02)	19	292	241	.548
13.	Mike Morris, Samford (2008-19)	11	187	156	.545
14.	Annette Watts, Davidson (2001-10)	9	144	121	.543

### SoCon wins

Name, school (years)	Yrs	W	L	Pct.	
1.	Wes Moore, Chattanooga (1998-13)	15	241	43	.849
2.	Rusty Cram, Georgia Southern (1996-12)	16	163	131	.554
3.	Lynne Agee, UNCG (1997-11)	14	149	111	.573
4.	Sherry Carter, Furman (1984-02)	18	133	102	.566
5.	Mike Morris, Samford (2008-19)	11	110	70	.611
6.	Annette Watts, Davidson (2001-10)	9	102	68	.600
7.	<b>Jackie Carson, Furman (2010-present)</b>	<b>12</b>	<b>101</b>	<b>89</b>	<b>.532</b>
8.	Linda Robinson, Appalachian State (1984-97)	13	98	49	.667
9.	Karen Kemp, ETSU (1994-05)	11	89	98	.476
10.	<b>Susie Gardner, Mercer (2014-present)</b>	<b>8</b>	<b>88</b>	<b>23</b>	<b>.793</b>
11.	Darcie Vincent, Appalachian State (2008-14)	6	78	40	.661
12.	Nancy Wilson, College of Charleston (2003-12)	17	75	99	.431
13.	Craig Parrott, Chattanooga (1987-98)	11	70	63	.526
14.	Judy Southard, Marshall (1983-92)	9	65	23	.739
15.	Sam Dixon, Furman (2002-10)	8	63	89	.414

### SoCon winning percentage (minimum two seasons)

Name, school (years)	Yrs	W	L	Pct.	
1.	Jim Foster, Chattanooga (2013-18)	5	64	10	.864
2.	Wes Moore, Chattanooga (1998-13)	15	241	43	.849
3.	<b>Susie Gardner, Mercer (2014-present)</b>	<b>8</b>	<b>88</b>	<b>23</b>	<b>.793</b>
4.	Judy Southard, Marshall (1983-92)	9	65	23	.739
5.	Sharon Fanning, Chattanooga (1983-87)	4	27	11	.711
6.	Drema Greer, Georgia Southern (1992-96)	4	37	16	.698
7.	Linda Robinson, Appalachian State (1984-97)	13	98	49	.667
8.	Michele Savage, Davidson (2010-14)	4	52	26	.667
9.	Darcie Vincent, Appalachian State (2008-14)	6	78	40	.661
10.	Kellie Harper, Western Carolina (2004-09)	5	62	32	.660
11.	Charlotte Smith, Elon (2011-14)	3	36	22	.621
12.	Annette Watts, Davidson (2001-10)	9	102	68	.600
13.	Mike Morris, Samford (2008-19)	11	110	78	.585
14.	Lynne Agee, UNCG (1997-11)	14	149	111	.573
15.	<b>Katie Burrows, Chattanooga (2018-22)</b>	<b>4</b>	<b>32</b>	<b>24</b>	<b>.571</b>

## INDIVIDUAL

### SCORING

Year		G	Points	Avg.
1984-85	Valorie Whiteside, Appalachian State	28	758	27.1
1985-86	Karen Pelphey, Marshall	28	732	26.1
1986-87	Valorie Whiteside, Appalachian State	31	776	25.0
1987-88	Valorie Whiteside, Appalachian State	28	712	25.4
1988-89	Beth Laney, Appalachian State	27	524	19.4
1989-90	Glenda Cunningham, Appalachian State	29	617	21.3
1990-91	Nicole Hopson, ETSU	28	626	22.4
1991-92	Rushia Brown, Furman	26	546	21.0
1992-93	Angela Crosby, Appalachian State	27	582	21.6
1993-94	Angela Crosby, Appalachian State	28	623	22.3
1994-95	DeShawne Blocker, ETSU	30	728	24.3
1995-96	Amy Engle, ETSU	26	521	20.0
1996-97	Carolyn Kirsch, Davidson	26	423	16.3
1997-98	Jackie Smith, Furman	29	546	18.8
1998-99	Jackie Smith, Furman	27	539	20.0
1999-00	Damita Bullock, Chattanooga	31	568	18.3
2000-01	Laura Echols, Western Carolina	28	505	18.0
2001-02	Jenny Nett, Wofford	29	613	21.1
2002-03	Wilma Simpson, College of Charleston	29	440	15.2
2003-04	Holly Andrews, Elon	16	303	18.9
2004-05	Tiffani Mayes, ETSU	29	571	19.7
2005-06	Kitara McMoore, Elon	28	391	14.0
2006-07	Alex Anderson, Chattanooga	33	677	20.5
2007-08	Alex Anderson, Chattanooga	33	570	17.3
2008-09	Shanara Hollinquest, Chattanooga	32	529	16.5
2009-10	Shanara Hollinquest, Chattanooga	33	562	17.0
2010-11	Whitney Hood, Chattanooga	31	584	18.8
2011-12	Anna Freeman, Appalachian State	34	522	15.4
2012-13	Anna Freeman, Appalachian State	31	513	16.5
2012-13	Sophia Aleksandravicius, Davidson	35	577	16.5
2013-14	Maryah Sydnor, Appalachian State	29	563	19.4
2014-15	Precious Bridges, Mercer	35	718	20.5
2015-16	Lucy Mason, UNCG	30	660	22.0
2016-17	Tianna Tarter, ETSU	30	595	19.8
2017-18	Kahlia Lawrence, Mercer	33	636	19.3
2018-19	Nadine Soliman, UNCG	30	573	19.1
2019-20	Nadine Soliman, UNCG	32	525	16.4
2020-21	Andrea Cournoyer, Samford	22	404	18.4
2021-22	Tierra Hodges, Furman	30	536	17.9

### REBOUNDING

Year		G	No.	Avg.
1984-85	Valorie Whiteside, Appalachian State	28	435	15.5
1985-86	Katie Beck, ETSU	28	362	12.9
1986-87	Katie Beck, ETSU	25	342	13.7
1987-88	Katie Beck, ETSU	25	441	17.6
1988-89	Janet Stallings, Chattanooga	31	291	9.4
1989-90	Glenda Cunningham, Appalachian State	29	300	10.3
1990-91	Natalie Cleckley, Furman	28	356	12.7
1991-92	Rushia Brown, Furman	26	243	9.3
1992-93	DeShawne Blocker, ETSU	25	326	13.0
1993-94	DeShawne Blocker, ETSU	26	450	17.3
1994-95	DeShawne Blocker, ETSU	30	345	11.5
1995-96	Kristina Behnfeldt, Marshall	29	257	8.9
1996-97	Tonya Bristow, Furman	27	230	8.5
1997-98	Jackie Smith, Furman	29	303	10.4
1998-99	Jackie Smith, Furman	27	242	9.0
1999-00	Jackie Smith, Furman	31	335	10.8
2000-01	Natasha Lettsome, Appalachian State	29	258	8.9
2001-02	Orion Wake, Furman	29	262	9.0
2002-03	Lauren Trantham, ETSU	28	278	9.9
2003-04	Tiffani Mayes, ETSU	27	246	9.1
2004-05	Jennifer Gardner, Western Carolina	32	295	9.2
2005-06	Kitara McMoore, Elon	28	256	9.1
2006-07	Alex Anderson, Chattanooga	33	333	10.1
2007-08	Alex Anderson, Chattanooga	33	288	8.7
2008-09	Mercedes Robinson, Davidson	30	288	9.6
2009-10	Shanara Hollinquest, Chattanooga	33	295	8.9
2010-11	Kelsey Evans, Elon	33	304	9.2
2011-12	Sophia Aleksandravicius, Davidson	31	276	8.9
2012-13	Sophia Aleksandravicius, Davidson	35	347	9.9
2013-14	Brittany Hodges, Furman	30	274	9.1
2014-15	Destiny Mitchell, ETSU	33	299	9.1
2015-16	Jasmine Joyner, Chattanooga	32	293	9.2
2016-17	Jasmine Joyner, Chattanooga	32	336	10.5
2017-18	Ije Ajemba, UNCG	31	386	12.5
2018-19	Amanda Thompson, Mercer	33	349	10.6
2019-20	Tierra Hodges, Furman	31	323	10.4
2020-21	Tierra Hodges, Furman	25	259	10.4
2021-22	Tierra Hodges, Furman	30	360	12.0



**Furman's Melissa Liebschwager led the nation in 3-point field-goal percentage (47.0) in 2008-09 and won ESPN's 21st Annual Women's College Basketball 3-Point Shooting Championship at the Palace at Auburn Hills prior to the Men's Final Four in April 2009.**

### FIELD-GOAL PERCENTAGE

Year		FGM	FGA	Pct.
1984-85	Tammy Larkey, ETSU	166	274	60.6
1985-86	Katie Beck, ETSU	274	485	56.5
1986-87	Katie Beck, ETSU	231	377	61.3
1987-88	Katie Beck, ETSU	206	361	57.1
1988-89	Beth Laney, Appalachian State	185	337	54.9
1989-90	Rushia Brown, Furman	191	336	56.8
1990-91	Natalie Cleckley, Furman	214	365	58.6
1991-92	Rushia Brown, Furman	216	371	58.2
1992-93	DeShawne Blocker, ETSU	190	294	64.6
1993-94	Rushia Brown, Furman	242	394	61.4
1994-95	Kristen Ferrucci, Davidson	139	216	64.4
1995-96	Telly Hall, Georgia Southern	161	286	56.3
1996-97	Carlise Oglesby, Chattanooga	168	341	49.3
1997-98	Sharon Mitchell, Georgia Southern	160	251	63.7
1998-99	Sharon Mitchell, Georgia Southern	158	271	58.3
1999-00	Cathy Franks, Wofford	125	204	61.3
2000-01	Lucy Hines, Wofford	95	164	57.9
2001-02	Misty Copas, ETSU	107	161	66.5
2002-03	Jennifer Gardner, Western Carolina	107	209	51.2
2003-04	Courtney Nyborg, Elon	134	226	59.3
2004-05	Kitara McMoore, Elon	95	178	53.4
2005-06	Alex Anderson, Chattanooga	140	243	57.6
2006-07	Shanara Hollinquest, Chattanooga	75	137	54.7
2007-08	Shanara Hollinquest, Chattanooga	149	256	58.2
2008-09	Shanara Hollinquest, Chattanooga	182	355	51.3
2009-10	J'Lisia Ogburn, Georgia Southern	132	248	53.2
2010-11	Ashlen Dewart, Appalachian State	199	373	53.4
2011-12	Whitney Hood, Chattanooga	156	316	49.4
2012-13	Ashlen Dewart, Chattanooga	210	396	53.0
2013-14	Keke Cooper, Appalachian State	141	238	59.2
2014-15	Brittany Hodges, Furman	171	295	58.0
2015-16	Holli Wilkins, Furman	163	341	47.8
2016-17	Grayson Pinholster, Wofford	107	207	51.7
2017-18	Celena Taborn, Furman	150	245	61.2
2018-19	Celena Taborn, Furman	154	240	64.2
2019-20	Celena Taborn, Furman	104	155	67.1
2020-21	Celena Taborn, Furman	88	144	66.1
2021-22	Sussy Ngulefac, Samford	124	194	63.9

### 3-POINT FIELD-GOAL PERCENTAGE

Year		3FGM	3FGA	Pct.
1987-88	Jane Dalton, Appalachian State	11	23	47.8
1988-89	Marcheta Winton, Chattanooga	87	195	44.6
1989-90	Karen Gruca, Appalachian State	50	117	42.7
1990-91	Karen Gruca, Appalachian State	83	197	42.1
1991-92	Leigh Ann Cook, Western Carolina	45	111	40.5
1992-93	Beth Kilby, Appalachian State	54	136	39.7
1993-94	Nikki Kile, ETSU	54	131	41.2
1994-95	Amy Engle, ETSU	82	192	42.7
1995-96	Melissa Davis, Appalachian State	45	98	45.9
1996-97	Haley Cook, Furman	47	119	39.5
1997-98	Jennifer O'Brien, Davidson	46	101	45.5



# YEARLY LEADERS



SoConSPORTS.COM

1998-99	Terri Brock, Chattanooga	70	158	44.3
1999-00	Meagan Gleason, Davidson	47	105	44.8
2000-01	Tara Charles, Furman	51	118	43.2
2001-02	Miranda Warfield, Chattanooga	56	128	43.8
2002-03	Katasha Brown, Chattanooga	39	92	42.4
2003-04	Miranda Warfield, Chattanooga	45	100	45.0
2004-05	Stephanie Ripberger, Wofford	31	74	41.9
2005-06	Eboni Kirby, Appalachian State	28	62	45.2
2006-07	Katie Hamilton, Davidson	32	49	38.9
2007-08	Alex Thompson, Davidson	41	96	42.7
2008-09	Melissa Liebschwager, Furman	70	149	47.0
2009-10	Emily London, Samford	68	147	46.3
2010-11	Emily London, Samford	84	174	48.3
2011-12	Zora Stephenson, Elon	33	78	42.3
2012-13	Teshia Griswold, Furman	46	117	39.3
2013-14	Hannah Early, Davidson	63	151	41.7
2014-15	Taylor Reece, Samford	39	90	43.3
2015-16	Holli Wilkins, Furman	35	78	44.9
2016-17	Chloe Wanink, Wofford	61	155	39.4
2017-18	Lakelyn Bouldin, Chattanooga	62	159	39.0
2018-19	Cassidy Williams, Samford	37	86	43.0
2019-20	Chloe Wanink, Wofford	73	154	47.4
2020-21	Katie Allen, Samford	32	73	43.8
2021-22	Niyah Lutz, Wofford	42	98	42.9

### FREE-THROW PERCENTAGE

Year		FTM	FTA	Pct.
1984-85	Karen Pelphrey, Marshall	130	160	81.3
1985-86	Kristi Glenn, Furman	69	80	86.3
1986-87	Beth Laney, Appalachian State	132	156	84.6
1987-88	Beth Laney, Appalachian State	86	113	76.1
1988-89	Jenny Leavitt, Marshall	91	110	82.7
1989-90	Lea Ann Parsley, Marshall	96	104	92.3
1990-91	Nicole Hopson, ETSU	136	161	84.5
1991-92	Penny Roberson, Appalachian State	76	93	81.7
1992-93	Lori Lyons, Western Carolina	130	166	78.3
1993-94	Karen Stanley, Furman	93	106	87.7
1994-95	Karen Stanley, Furman	138	163	84.7
1995-96	Amy Engle, ETSU	125	148	84.5
1996-97	Kristina Behnfeldt, Marshall	148	187	79.1
1997-98	Rebecca Viverette, UNCG	100	114	87.7
1998-99	Jamie Brown, Davidson	103	127	81.1
1999-00	Karma Edwards, Appalachian State	62	69	89.9
2000-01	Damita Bullock, Chattanooga	74	91	81.3
2001-02	Janna Maggette, Davidson	67	77	87.0
2002-03	Heather McDivitt, Chattanooga	62	70	88.6
2003-04	Amanda Eaton, UNCG	61	73	83.6
2004-05	Tommi Paris, Furman	132	152	86.8
2005-06	Tommi Paris, Furman	102	110	92.7
2006-07	Carolyn Whitney, Georgia Southern	82	97	84.5
2007-08	Alex Thompson, Davidson	67	77	87.0
2008-09	Emily London, Samford	83	92	90.2
2009-10	Emily London, Samford	101	112	90.2
2010-11	Emily London, Samford	117	125	93.6
2011-12	Kaitlin Murphy, Furman	75	87	86.2
2012-13	Ali Ford, Elon	89	98	90.8
2013-14	Maryah Sydnor, Appalachian State	143	164	87.2
2014-15	Justin Taylor, Western Carolina	136	162	84.0
2015-16	Lucy Mason, UNCG	173	213	81.2



Wofford's Mahogany Williams led the SoCon in blocked shots in 2007-08 and 2008-09.

2016-17	Chelsey Shumpert, Chattanooga	74	89	83.1
2017-18	Cierra Carter, Furman	122	139	87.8
2018-19	Le'Jae Davidson, Furman	124	147	84.4
2019-20	Lakelyn Bouldin, Chattanooga	89	106	84.0
2020-21	Jada Lewis, Mercer	71	82	86.6
2021-22	Reagan Rapert, Wofford	67	77	87.0

### ASSISTS

Year		G	No.	Avg.
1984-85	Kim Skala, ETSU	27	234	8.7
1985-86	Kim Skala, ETSU	27	285	10.6
1986-87	Kim Skala, ETSU	25	202	8.1
1987-88	Jane Dalton, Appalachian State	28	169	6.0
1988-89	Nancy Smith, Chattanooga	28	184	6.6
1989-90	Amy Wales, Chattanooga	29	208	7.2
1990-91	Nancy Smith, Chattanooga	28	175	6.3
1991-92	Jan Cameron, Chattanooga	30	142	4.7
1992-93	Jan Cameron, Chattanooga	28	165	5.9
1993-94	Jan Cameron, Chattanooga	28	151	5.4
1994-95	Missy Broy, Western Carolina	27	154	5.7
1995-96	Missy Broy, Western Carolina	27	137	5.1
	Shannon Spencer, Appalachian State	29	149	5.1
1996-97	Missy Broy, Western Carolina	27	114	4.2
1997-98	Jennifer O'Brien, Davidson	27	184	6.8
1998-99	Jennifer O'Brien, Davidson	28	163	5.8
1999-00	Jennifer O'Brien, Davidson	27	142	5.3
2000-01	Christy Blackwell, Western Carolina	28	133	4.8
2001-02	Ki-Ki Glass, Western Carolina	28	117	4.2
2002-03	Tiffany Lanier, Georgia Southern	30	126	4.2
2003-04	Lisa Miller, Elon	29	127	4.4
2004-05	Marketta Talley, College of Charleston	29	142	4.9
2005-06	Kristen Boone, UNCG	26	122	4.7
2006-07	Jade Hughes, College of Charleston	29	119	4.1
2007-08	Alex Thompson, Davidson	30	119	4.0
2008-09	Sam Ramirez, Appalachian State	31	136	4.4
2009-10	Tonia Gerty, College of Charleston	33	170	5.2
2010-11	Rachel Brittenham, Wofford	30	160	5.3
2011-12	Rachel Brittenham, Wofford	31	161	5.2
2012-13	Jill Brown, College of Charleston	32	206	6.4
2013-14	Brigid Morrissey, Furman	31	191	6.2
2014-15	Whitney Bunn, Furman	33	226	6.8
2015-16	Sydni Means, Mercer	33	189	5.7
2016-17	Sydni Means, Mercer	32	216	6.8
2017-18	Sydni Means, Mercer	33	264	8.0
2018-19	Da'Ja Green, Wofford	31	162	5.2
2019-20	Charity Brown, Samford	32	182	5.7
2020-21	Tate Walters, Furman	21	90	4.3
	Raven Omar, Samford	25	107	4.3
2021-22	Tate Walters, Furman	29	120	4.1

### BLOCKED SHOTS

Year		No.	Avg.
1987-88	Sharon Deal, Marshall	71	2.6
1988-89	Sharon Deal, Marshall	117	4.2
1989-90	Shannon Thomas, Appalachian State	49	1.7
1990-91	Latoya Armstrong, Furman	33	1.2
1991-92	Regina Brown, Western Carolina	64	2.3
1992-93	Rushia Brown, Furman	34	1.2
1993-94	Rushia Brown, Furman	46	1.7
1994-95	Keri Simmons, Marshall	29	1.1
1995-96	Elizabeth Noethling, Furman	42	1.6
1996-97	Jennie Vanlerberghe, Davidson	39	1.6
1997-98	Lucy Hines, Wofford	46	1.6
1998-99	Lucy Hines, Wofford	46	1.6
1999-00	Wilma Simpson, College of Charleston	30	1.1
	Lucy Hines, Wofford	31	1.1
2000-01	Meghan Bryant, Davidson	46	1.6
2001-02	Phoebe Clark, Wofford	29	2.0
2002-03	Lauren Trantham, ETSU	28	1.6
2003-04	Courtney Nyborg, Elon	71	2.5
2004-05	Jenny Weurding, Wofford	50	2.1
2005-06	Jenny Weurding, Wofford	60	2.1
2006-07	Jennifer Weurding, Wofford	81	2.9
2007-08	Mahogany Williams, Wofford	65	2.1
2008-09	Mahogany Williams, Wofford	62	2.1
2009-10	Anna Freeman, Appalachian State	92	2.6
2010-11	Sophia Aleksandravicius, Davidson	95	3.1
2011-12	Sophia Aleksandravicius, Davidson	91	2.9
2012-13	Sophia Aleksandravicius, Davidson	102	2.9
2013-14	Jasmine Joyner, Chattanooga	56	2.2
2014-15	Jasmine Joyner, Chattanooga	132	4.0
2015-16	Jasmine Joyner, Chattanooga	126	3.9
2016-17	Jasmine Joyner, Chattanooga	122	3.8
2017-18	Arienne Whitaker, Chattanooga	45	1.5
	Sherae Bonner, Western Carolina	39	1.5
2018-19	Arienne Whitaker, Chattanooga	64	2.3
2019-20	Shannon Titus, Mercer	60	1.9



# YEARLY LEADERS

Year	Player	No.	Avg.
2020-21	Natalie Armstrong, Samford	43	2.0
2021-22	Shannon Titus, Mercer	41	1.4
<b>STEALS</b>			
Year	Player	No.	Avg.
1987-88	Valorie Whiteside, Appalachian State	93	3.3
	Nancy Smith, Chattanooga	93	3.3
1988-89	Nancy Smith, Chattanooga	112	4.0
1989-90	Jenelle Stephenson, Marshall	73	2.8
1990-91	Nicole Hopson, ETSU	90	3.2
1991-92	Rushia Brown, Furman	83	3.2
1992-93	Tracy Krueger, Marshall	122	4.4
1993-94	Shannon Spencer, Appalachian State	85	3.0
1994-95	Shannon Spencer, Appalachian State	106	3.8
1995-96	Shannon Spencer, Appalachian State	97	3.3
1996-97	Jennifer O'Brien, Davidson	66	2.5
1997-98	Jennifer O'Brien, Davidson	86	3.2
1998-99	Jennifer O'Brien, Davidson	99	3.5
1999-00	Jennifer O'Brien, Davidson	117	4.3
2000-01	Janna Magette, Davidson	99	3.5
2001-02	Danna Simpson, Georgia Southern	63	2.3
2002-03	Tiffany Lanier, Georgia Southern	101	3.4
2003-04	Kiya Verdell, ETSU	64	2.6
2004-05	Kristen Boone, UNCG	121	4.3
2005-06	Kristen Boone, UNCG	101	3.9
2006-07	Whitney Tossie, Appalachian State	113	3.7
2007-08	Liz Miller, Wofford	97	3.1
2008-09	Liz Miller, Wofford	62	2.4
2009-10	Kelly Dwyer, Wofford	76	2.6
2010-11	Anna Freeman, Appalachian State	100	3.1
2011-12	Anna Freeman, Appalachian State	122	3.6
2012-13	Anna Freeman, Appalachian State	90	2.9
2013-14	Jordan Frazier, Wofford	84	3.0
2014-15	Jordan Frazier, Wofford	74	2.8
2015-16	Jordan Frazier, Wofford	69	2.5
2016-17	Sydni Means, Mercer	80	3.2
2017-18	Erica Haynes-Overtton, ETSU	108	3.6
2018-19	Erica Haynes Overtton, ETSU	97	3.1
2019-20	Shannon Titus, Mercer	83	2.7
2020-21	Andrea Cournoyer, Samford	65	3.0
2021-22	Andrea Cournoyer, Samford	81	2.7

## TEAM

### SCORING OFFENSE

Year	Team	Points	Avg.
1984-85	Marshall	2,392	82.5
1985-86	Marshall	2,158	77.1
1986-87	Appalachian State	2,543	82.0
1987-88	Appalachian State	2,343	83.7
1988-89	Appalachian State	2,137	79.1
1989-90	Furman	2,440	84.1
1990-91	Furman	2,318	82.8
1991-92	Furman	2,030	78.1
1992-93	Furman	2,170	77.5
1993-94	Appalachian State	2,220	79.3
1994-95	ETSU	2,432	81.1
1995-96	Appalachian State	2,417	80.6
1996-97	Marshall	2,293	76.4
1997-98	Georgia Southern	2,236	77.1
1998-99	Davidson	2,139	76.4
1999-00	Chattanooga	2,284	73.7
2000-01	Chattanooga	2,331	75.2
2001-02	Chattanooga	2,344	75.6
2002-03	Chattanooga	2,262	73.0
2003-04	Chattanooga	2,330	72.8
2004-05	Western Carolina	2,221	69.4
2005-06	Chattanooga	2,328	75.1
2006-07	Chattanooga	2,379	72.1
2007-08	Western Carolina	2,518	74.1
2008-09	Chattanooga	2,226	69.6
2009-10	Chattanooga	2,216	67.2
2010-11	Appalachian State	2,338	73.1
2011-12	Appalachian State	2,266	66.6
2012-13	Appalachian State	2,131	68.7
2013-14	Chattanooga	2,302	69.8
2014-15	Furman	2,249	68.2
2015-16	UNCG	1,965	65.5
2016-17	Mercer	2,106	65.8
2017-18	Mercer	2,332	70.7
2018-19	Wofford	2,258	72.8
2019-20	Wofford	2,041	68.0
2020-21	Mercer	1,777	68.3
2021-22	Wofford	1,995	66.5

### SCORING DEFENSE

Year	Team	Points	Avg.
1984-85	ETSU	1,797	66.6
1985-86	Appalachian State	1,993	68.7
1986-87	Marshall	1,802	62.1
1987-88	Marshall	1,801	64.3
1988-89	Marshall	1,779	63.5
1989-90	Appalachian State	2,060	71.0
1990-91	Marshall	1,659	59.3
1991-92	Marshall	1,831	65.4
1992-93	Georgia Southern	2,019	67.3
1993-94	Appalachian State	1,932	69.0
1994-95	Appalachian State	1,896	67.7
1995-96	Davidson	1,772	68.2
1996-97	Chattanooga	1,819	67.4
1997-98	UNCG	2,043	68.1
1998-99	UNCG	1,846	65.9
1999-00	Chattanooga	1,904	61.4
2000-01	UNCG	1,791	59.7
2001-02	UNCG	1,890	61.0
2002-03	Chattanooga	1,874	60.5
2003-04	Chattanooga	1,853	57.9
2004-05	Chattanooga	1,639	54.6
2005-06	Elon	1,580	56.4
2006-07	College of Charleston	1,795	59.8
2007-08	Chattanooga	1,866	56.5
2008-09	Samford	1,542	53.2
2009-10	Georgia Southern	1,752	56.5
2010-11	Samford	1,864	56.5
2011-12	Davidson	1,733	55.9
2012-13	Samford	1,685	54.4
2013-14	Chattanooga	1,856	56.2
2014-15	Chattanooga	1,665	50.5
2015-16	Samford	1,555	50.2
2016-17	Mercer	1,814	56.7
2017-18	Mercer	1,811	54.9
2018-19	UNCG	1,826	60.9
2019-20	UNCG	1,771	55.3
2020-21	UNCG	1,369	57.0
2021-22	Mercer	1,624	56.0

### FIELD-GOAL PERCENTAGE

Year	Team	FGM	FGA	Pct.
1984-85	ETSU	797	1,645	48.4
1985-86	Appalachian State	890	1,728	51.5
1986-87	Appalachian State	1001	1,792	50.8
1987-88	Appalachian State	953	1,891	50.4
1988-89	Appalachian State	815	2,670	48.8
1989-90	Furman	972	2,086	46.6
1990-91	Furman	882	1,937	45.5
1991-92	Appalachian State	781	1,701	45.9
1992-93	Appalachian State	791	1,671	47.3
1993-94	ETSU	723	1,542	49.6
1994-95	ETSU	859	1,844	46.6
1995-96	Davidson	693	1,693	44.4
1996-97	Marshall	763	1,740	43.9
1997-98	Davidson	743	1,558	47.7
1998-99	Davidson	750	1,602	46.8
1999-00	Chattanooga	797	1,736	45.9
2000-01	Western Carolina	717	1,596	44.9
2001-02	Chattanooga	859	1,959	43.8
2002-03	Western Carolina	681	1,579	43.1
2003-04	Chattanooga	820	1,869	43.9
2004-05	Chattanooga	742	1,805	41.1
2005-06	Chattanooga	854	1,853	46.1
2006-07	Chattanooga	842	1,921	43.8
2007-08	Chattanooga	841	1,917	43.9
2008-09	Chattanooga	769	1,804	42.6
2009-10	Appalachian State	900	2,084	43.2
2010-11	Appalachian State	917	2,026	45.3
2011-12	Samford	705	1,686	41.8
2012-13	Appalachian State	793	1,861	42.6
2013-14	Chattanooga	866	1,939	44.7
2014-15	ETSU	841	1,887	44.6
2015-16	Chattanooga	707	1,666	42.4
2016-17	Chattanooga	736	1,702	43.2
2017-18	Mercer	918	2,102	43.7
2018-19	Mercer	896	2,066	43.4
2019-20	UNCG	752	1,753	42.9
	Furman	715	1,802	42.9
2020-21	Samford	637	1,462	43.6
2021-22	Mercer	734	1,730	42.4

### 3-POINT FIELD-GOAL PERCENTAGE

Year	Team	3FGM	3FGA	Pct.
1987-88	Appalachian State	16	40	40.0
1988-89	Chattanooga	151	370	40.8

#SoConHoops

# YEARLY LEADERS



**Anna Freeman helped her Appalachian State squad lead the SoCon in rebounding margin in her first three seasons, from 2009-12.**

1989-90	Appalachian State	55	145	37.9
1990-91	Appalachian State	136	332	41.0
1991-92	ETSU	92	273	33.7
1992-93	Appalachian State	116	319	36.4
1993-94	ETSU	106	275	38.5
1994-95	ETSU	146	401	36.4
1995-96	Appalachian State	150	423	35.5
1996-97	ETSU	112	295	38.0
1997-98	Davidson	109	302	36.1
1998-99	Chattanooga	188	520	36.2
1999-00	Davidson	141	353	39.9
2000-01	Furman	98	297	33.0
2001-02	Chattanooga	175	479	36.5
2002-03	Chattanooga	203	564	36.0
2003-04	Chattanooga	183	506	36.2
2004-05	ETSU	136	404	33.7
2005-06	Furman	164	430	38.1
2006-07	Chattanooga	257	746	34.5
2007-08	Furman	169	460	36.7
2008-09	Furman	195	517	37.7
2009-10	Davidson	167	460	36.3
2010-11	Samford	270	681	39.6
2011-12	Samford	234	661	35.4
2012-13	Samford	217	632	34.3
2013-14	Elon	127	346	36.7
2014-15	Furman	209	567	36.9
2015-16	Furman	222	670	33.1
2016-17	Wofford	168	498	38.7
2017-18	Chattanooga	184	519	38.4
2018-19	Wofford	180	514	35.0
2019-20	Wofford	218	623	35.0
2020-21	Samford	169	493	34.3
2021-22	Mercer	115	314	36.6

## FREE-THROW PERCENTAGE

Year		FTM	FTA	Pct.
1984-85	Western Carolina	372	529	70.3
1985-86	Furman	360	525	68.6
1986-87	Marshall	340	474	71.7
1987-88	ETSU	347	491	69.7
1988-89	Marshall	373	524	71.2
1989-90	ETSU	449	651	69.0
1990-91	Appalachian State	609	852	71.5
1991-92	Appalachian State	416	597	69.7
1992-93	Appalachian State	385	562	68.5

1993-94	Furman	391	571	68.5
1994-95	ETSU	568	797	71.3
1995-96	Marshall	555	777	71.4
1996-97	Marshall	580	803	72.2
1997-98	UNCG	460	669	68.8
1998-99	Georgia Southern	471	667	70.6
1999-00	UNCG	410	570	71.9
2000-01	Georgia Southern	491	659	74.5
2001-02	Davidson	348	473	73.6
2002-03	Chattanooga	441	611	72.2
2003-04	Appalachian State	396	552	71.7
2004-05	Furman	526	702	74.9
2005-06	Furman	428	567	75.5
2006-07	Davidson	438	589	74.4
2007-08	Furman	415	541	76.7
2008-09	Furman	381	514	74.1
2009-10	Samford	425	560	75.9
2010-11	Samford	386	498	77.5
2011-12	Chattanooga	374	503	74.4
2012-13	Appalachian State	426	551	77.3
2013-14	Georgia Southern	397	544	73.0
2014-15	Western Carolina	446	607	73.5
2015-16	Furman	316	432	73.1
2016-17	Chattanooga	358	473	75.7
2017-18	Mercer	337	441	76.4
2018-19	Furman	472	636	74.2
2019-20	UNCG	387	502	77.1
2020-21	Samford	263	361	72.9
2021-22	Furman	395	527	75.0

## REBOUNDING MARGIN

Year	Team	Opp.	Margin
1984-85	Appalachian State	42.4	+5.4
1985-86	ETSU	37.0	+2.6
1986-87	Appalachian State	39.0	+4.2
1987-88	ETSU	43.4	+4.3
1988-89	Marshall	41.9	+2.7
1989-90	Furman	46.1	+4.9
1990-91	Furman	48.3	+9.8
1991-92	Marshall	38.1	+2.3
1992-93	ETSU	41.8	+3.9
1993-94	ETSU	49.6	+12.7
1994-95	ETSU	40.8	+4.1
1995-96	Appalachian State	43.1	+4.0
1996-97	Davidson	38.4	+3.7
1997-98	Appalachian State	39.1	+3.6
1998-99	Appalachian State	40.3	+5.7
1999-00	Furman	40.7	+6.0
2000-01	Chattanooga	42.0	+6.9
2001-02	UNCG	41.1	+6.0
2002-03	Georgia Southern	47.8	+7.8
2003-04	Georgia Southern	44.8	+8.3
2004-05	Chattanooga	43.0	+8.9
2005-06	Georgia Southern	43.4	+4.7
2006-07	Western Carolina	43.8	+5.3
2007-08	Western Carolina	44.7	+5.0
2008-09	Western Carolina	43.1	+6.3
2009-10	Appalachian State	43.0	+7.3
2010-11	Appalachian State	41.3	+5.6
2011-12	Appalachian State	41.6	+6.3
2012-13	Chattanooga	39.8	+4.2
2013-14	Appalachian State	40.5	+5.5
2014-15	Furman	40.4	+3.8
2015-16	Chattanooga	34.9	+1.3
	ETSU	38.4	+1.3
2016-17	UNCG	40.5	+5.1
2017-18	Furman	38.7	+4.7
2018-19	Furman	38.8	+3.5
2019-20	Furman	37.8	+4.8
2020-21	Wofford	40.9	+3.8
2021-22	Furman	41.2	+7.1

## Player of the Year

- 1985-86 – Karen Pelphrey, Marshall
- 1986-87 – Katie Beck, ETSU
- 1987-88 – Regina Kirk, Chattanooga
- 1988-89 – Beth Laney, Appalachian State
- 1989-90 – Glenda Cunningham, Appalachian State
- 1990-91 – Natalie Cleckley, Furman
- 1991-92 – Rushia Brown, Furman
- 1992-93 – DeShawne Blocker, ETSU
- 1993-94 – Angela Crosby, Appalachian State
- 1994-95 – DeShawne Blocker, ETSU
- 1995-96 – Amy Engle, ETSU
- 1996-97 – Carolyn Kirsch, Davidson
- 1997-98 – Jackie Smith, Furman
- 1998-99 – Jackie Smith, Furman
- 1999-00 – Damita Bullock, Chattanooga
- 2000-01 – Damita Bullock, Chattanooga
- 2001-02 – Jenny Nett, Wofford
- 2002-03 – Deshara Shealey, Furman
- 2003-04 – Katasha Brown, Chattanooga
- 2004-05 – Tiffani Mayes, ETSU
- 2005-06 – Coaches & Media: Katasha Brown, Chattanooga
- 2006-07 – Coaches & Media: Alex Anderson, Chattanooga
- 2007-08 – Coaches & Media: Alex Anderson, Chattanooga
- 2008-09 – Coaches & Media: Shanara Hollinquest, Chattanooga
- 2009-10 – Coaches & Media: Shanara Hollinquest, Chattanooga
- 2010-11 – Coaches: Sam Ramirez, Appalachian State  
Media: Emily London, Samford
- 2011-12 – Coaches: Sophia Aleksandravicius, Davidson  
Media: Anna Freeman, Appalachian State
- 2012-13 – Coaches & Media: Sophia Aleksandravicius, Davidson
- 2013-14 – Coaches & Media: Taylor Hall, Chattanooga
- 2014-15 – Coaches & Media: Precious Bridges, Mercer
- 2015-16 – Coaches & Media: Kahlia Lawrence, Mercer
- 2016-17 – Coaches & Media: Kahlia Lawrence, Mercer
- 2017-18 – Coaches & Media: Kahlia Lawrence, Mercer
- 2018-19 – Coaches: Amanda Thompson, Mercer  
Media: KeKe Calloway, Mercer
- 2019-20 – Coaches & Media: Nadine Soliman, UNCG
- 2020-21 – Coaches & Media: Andrea Cournoyer, Samford
- 2021-22 – Coaches & Media: Tierra Hodges, Furman

## Defensive Player of the Year

- 2007-08 – Chevon Keith, Western Carolina
- 2008-09 – Monique Floyd, UNCG
- 2009-10 – Tonia Gerty, College of Charleston
- 2010-11 – Anna Freeman, Appalachian State
- 2011-12 – Sophia Aleksandravicius, Davidson
- 2012-13 – Sophia Aleksandravicius, Davidson
- 2013-14 – Taylor Hall, Chattanooga
- 2014-15 – Alicia Payne, Chattanooga
- 2015-16 – Alicia Payne, Chattanooga
- 2016-17 – Jasmine Joyner, Chattanooga
- 2017-18 – Erica Haynes-Overton, ETSU
- 2018-19 – Erica Haynes-Overton, ETSU
- 2019-20 – Shannon Titus, Mercer
- 2020-21 – Shannon Titus, Mercer
- 2021-22 – Shannon Titus, Mercer

## Freshman of the Year

- 1985-86 – Teresa Bowlin, Furman
- 1986-87 – Susan Lance, Chattanooga
- 1987-88 – Natalie Cleckley, Furman
- 1988-89 – Janice Rhynehardt, Furman
- 1989-90 – Rushia Brown, Furman
- 1990-91 – Penny Roberson, Appalachian State
- 1991-92 – DeShawne Blocker, ETSU
- 1992-93 – Shannon Spencer, Appalachian State
- 1993-94 – Pam Owens, Western Carolina
- 1994-95 – Natal Rosko, Marshall
- 1995-96 – Kristina Behnfeldt, Marshall

- 1996-97 – Carlise Oglesby, Chattanooga
- 1997-98 – April Fleck, Western Carolina
- 1998-99 – Heather Dykes, Chattanooga
- 1999-00 – Wilma Simpson, College of Charleston
- 2000-01 – Tiffany Hamm, Western Carolina
- 2001-02 – Monica Pope, Furman
- 2002-03 – Kiki Conyers, Appalachian State
- 2003-04 – Katie Hamilton, Davidson
- 2004-05 – Kristen Boone, UNCG
- 2005-06 – Coaches & Media: Lauren Powell, Western Carolina
- 2006-07 – Coaches & Media: Carolyn Whitney, Georgia Southern
- 2007-08 – Coaches & Media: Mahagony Williams, Wofford
- 2008-09 – Coaches & Media: Tiara Gause, Elon
- 2009-10 – Coaches & Media: Ali Ford, Elon
- 2010-11 – Coaches & Media: Laura Murray, Davidson
- 2011-12 – Coaches: Brittany Hodges, Furman  
Media: Maryah Sydnor, Appalachian State
- 2012-13 – Coaches: Holli Wilkins, Furman  
Media: Lucy Mason, UNCG
- 2013-14 – Coaches: Jennifer Rhodes, Elon  
Media: Hannah Nichols, Samford
- 2014-15 – Coaches & Media: Kahlia Lawrence, Mercer
- 2015-16 – Coaches & Media: Linnea Rosendal, Mercer
- 2016-17 – Coaches & Media: Nadine Soliman, UNCG
- 2017-18 – Coaches & Media: Erica Haynes-Overton, ETSU
- 2018-19 – Coaches: Eboni Williams, Chattanooga  
Media: Jewel Smalls, Western Carolina
- 2019-20 – Lilly Hatton, Wofford
- 2020-21 – Sydney James, Furman
- 2021-22 – Coaches: Erin Houpt, Mercer  
Media: Erin Houpt, Mercer/Sussy Ngulefac, Samford

## Coach of the Year

- 1983-84 – Sharon Fanning, Chattanooga
- 1984-85 – Sharon Fanning, Chattanooga  
Linda Robinson, Appalachian State
- 1985-86 – Judy Southard, Marshall
- 1986-87 – Judy Southard, Marshall
- 1987-88 – Craig Parrott, Chattanooga
- 1988-89 – Linda Robinson, Appalachian State
- 1989-90 – Sherry Carter, Furman



*Three-time SoCon Player of the Year Kahlia Lawrence led Mercer to back-to-back regular-season co-championship runs and then helped the Bears clinch their first-ever outright regular-season title in 2018.*



**Former Chattanooga coach Wes Moore was a six-time SoCon Coach of the Year. He led the Mocs to 12 SoCon regular-season titles and nine SoCon tournament championships from 1998-2013.**

- 1990-91 – Judy Southard, Marshall
- 1991-92 – Sherry Carter, Furman
- 1992-93 – Debbie Richardson, ETSU
- 1993-94 – Linda Robinson, Appalachian State
- 1994-95 – Karen Kemp, ETSU
- 1995-96 – Linda Robinson, Appalachian State
- 1996-97 – Sherry Carter, Furman
- 1997-98 – Rusty Cram, Georgia Southern
- 1998-99 – Lynne Agee, UNCG
- 1999-00 – Wes Moore, Chattanooga
- 2000-01 – Rusty Cram, Georgia Southern
- 2001-02 – Lynne Agee, UNCG
- 2002-03 – Beth Dunkenberger, Western Carolina
- 2003-04 – Wes Moore, Chattanooga
- 2004-05 – Wes Moore, Chattanooga
- 2005-06 – Coaches & Media: Wes Moore, Chattanooga
- 2006-07 – Coaches & Media: Kellie Harper, Western Carolina
- 2007-08 – Coaches & Media: Wes Moore, Chattanooga
- 2008-09 – Coaches & Media: Mike Morris, Samford
- 2009-10 – Coaches & Media: Darcie Vincent, Appalachian State
- 2010-11 – Coaches & Media: Darcie Vincent, Appalachian State
- 2011-12 – Coaches & Media: Michele Savage, Davidson
- 2012-13 – Coaches & Media: Wes Moore, Chattanooga
- 2013-14 – Coaches & Media: Jackie Carson, Furman
- 2014-15 – Coaches & Media: Jim Foster, Chattanooga
- 2015-16 – Coaches & Media: Susie Gardner, Mercer
- 2016-17 – Coaches & Media: Trina Patterson, UNCG
- 2017-18 – Coaches & Media: Susie Gardner, Mercer
- 2018-19 – Coaches & Media: Susie Gardner, Mercer
- 2019-20 – Coaches: Trina Patterson, UNCG  
Media: Carley Kuhns, Samford
- 2020-21 – Coaches & Media: Carley Kuhns, Samford
- 2021-22 – Coaches & Media: Susie Gardner, Mercer

## Ann Lashley Inspiration Award

- 2007-08 – Kitara McMoore, Elon
- 2008-09 – Jade Hughes, College of Charleston
- 2009-10 – Megan Wilderotter, Samford
- 2010-11 – Bailey Dewart, Chattanooga
- 2011-12 – Lashana Booker, Furman
- 2012-13 – Mariah Masalin, Wofford

- 2013-14 – Shelby Campbell, Samford
- 2014-15 – Kayla Freeman, Chattanooga
- 2015-16 – India Timpton, UNCG
- 2016-17 – Allison Beasley, Furman
- 2017-18 – Mallore Schurr, ETSU
- 2018-19 – Amanda Thompson, Mercer
- 2019-20 – Lakelyn Bouldin, Chattanooga
- 2020-21 – Jamari McDavid, Wofford
- 2021-22 – Aja Boyd, UNCG

## Tournament Most Valuable Player

- 1984 – Tina Chairs, Chattanooga
- 1985 – Chris McClure, Chattanooga
- 1986 – Regina Kirk, Chattanooga
- 1987 – Valorie Whiteside, Appalachian State
- 1988 – Valorie Whiteside, Appalachian State
- 1989 – Janice Rhynehardt, Furman  
Nancy Smith, Chattanooga
- 1990 – Shannon Thomas, Appalachian State
- 1991 – Nicole Hopson, ETSU
- 1992 – Kim Brown, Chattanooga
- 1993 – Janice Johnson, Georgia Southern
- 1994 – Rushia Brown, Furman
- 1995 – DeShawne Blocker, ETSU
- 1996 – Stephanie Wine, Marshall
- 1997 – Keri Simmons, Marshall
- 1998 – Telly Hall, Georgia Southern
- 1999 – Beth Schoolfield, Appalachian State
- 2000 – Brianna Dodgen, UNCG
- 2001 – ChoRhonda Gwaltney, UNCG
- 2002 – Miranda Warfield, Chattanooga
- 2003 – Miranda Warfield, Chattanooga
- 2004 – Katasha Brown, Chattanooga
- 2005 – Jennifer Gardner, Western Carolina
- 2006 – Tiffani Roberson, Chattanooga
- 2007 – Alex Anderson, Chattanooga
- 2008 – Alex Anderson, Chattanooga
- 2009 – Brooke Johnson, Western Carolina
- 2010 – Shanara Hollinquest, Chattanooga
- 2011 – Savannah Hill, Samford
- 2012 – Shelby Campbell, Samford
- 2013 – Ashlen Dewart, Chattanooga
- 2014 – Taylor Hall, Chattanooga
- 2015 – Jasmine Joyner, Chattanooga
- 2016 – Alicia Payne, Chattanooga
- 2017 – Jasmine Joyner, Chattanooga
- 2018 – Kahlia Lawrence, Mercer
- 2019 – KeKe Calloway, Mercer
- 2020 – Natalie Armstrong, Samford
- 2021 – Amoria Neal-Tysor, Mercer
- 2022 – Amoria Neal-Tysor, Mercer



# ALL-CONFERENCE TEAMS

## 1983-84

Regina Blair, ETSU  
Tina Chairs, Chattanooga  
Kim Horsey, Chattanooga  
Punkie Mills, ETSU  
Karen Pelphrey, Marshall

## 1984-85

Regina Kirk, Chattanooga  
Karla May, Marshall  
Karen Pelphrey, Marshall  
Karen Robinson, Appalachian State  
Valorie Whiteside, Appalachian State

## 1985-86

### First Team

Katie Beck, ETSU  
Kim Bush, Chattanooga  
Regina Kirk, Chattanooga  
Karen Pelphrey, Marshall  
Valorie Whiteside, Appalachian State

### Second Team

Teresa Bowlin, Furman  
Lucy Dunn, Furman  
Emily Holliday, Western Carolina  
Karla May, Marshall  
Tammy Wiggins, Marshall

## 1986-87

### First Team

Katie Beck, ETSU  
Regina Kirk, Chattanooga  
Kim Lewis, Marshall  
Karen Robinson, Appalachian State  
Tammy Simms, Marshall  
Valorie Whiteside, Appalachian State  
Tammy Wiggins, Marshall

### Second Team

Jane Dalton, Appalachian State  
Lucy Dunn, Furman  
Kristi Glenn, Furman  
Beth Laney, Appalachian State  
Jeanne Marvel, Western Carolina  
Kim Skala, ETSU

## 1987-88

### First Team

Katie Beck, ETSU  
Jane Dalton, Appalachian State  
Regina Kirk, Chattanooga  
Kim Lewis, Marshall  
Jeanne Marvel, Western Carolina  
Valorie Whiteside, Appalachian State

### Second Team

Kendra Bell, Chattanooga  
Lucy Dunn, Furman  
Kim Johnson, Appalachian State  
Beth Laney, Appalachian State  
Jenelle Stephenson, Marshall  
Lori Whitaker, Furman

## 1988-89

### First Team

Nancy Glass, Furman  
Kim Johnson, Appalachian State  
Beth Laney, Appalachian State  
Jenny Leavitt, Marshall  
Janet Stallings, Chattanooga

### Second Team

Nicole Hopson, ETSU  
Missy Marvin, ETSU  
Lea Ann Parsley, Marshall  
Debbie Swicegood, Appalachian State  
Marcheta Winton, Chattanooga

## 1989-90

### First Team

Rushia Brown, Furman  
Julie Copeland, Chattanooga  
Glenda Cunningham, Appalachian State  
Nicole Hopson, ETSU  
Sheila Johnson, Marshall

## Second Team

Kim Brown, Chattanooga  
Natalie Cleckley, Furman  
Nancy Glass, Furman  
Janice Rhynehardt, Furman  
Shannon Thomas, Appalachian State  
Laura Vannoy, Western Carolina

## 1990-91

### First Team

Kim Brown, Chattanooga  
Natalie Cleckley, Furman  
Nicole Hopson, ETSU  
Sheila Johnson, Marshall  
Shannon Thomas, Appalachian State

### Second Team

Julie Copeland, Chattanooga  
Wendy Gatlin, Marshall  
Mae Louallen, ETSU  
Janice Rhynehardt, Furman  
Nancy Smith, Chattanooga

## 1991-92

### First Team

DeShawne Blocker, ETSU  
Kim Brown, Chattanooga  
Rushia Brown, Furman  
Tracy Krueger, Marshall  
Janice Rhynehardt, Furman

### Second Team

Shelly Carroll, Chattanooga  
Kristi Huff, Marshall  
Regina Ikard, Appalachian State  
Lori Lyons, Western Carolina  
Penny Roberson, Appalachian State

## 1992-93

### First Team

DeShawne Blocker, ETSU  
Kim Brown, Chattanooga  
Rushia Brown, Furman  
Angela Crosby, Appalachian State  
Lori Lyons, Western Carolina

### Second Team

Latoya Armstrong, Furman  
Jan Cameron, Chattanooga  
Tammy Dowdell, Chattanooga  
Tracy Krueger, Marshall  
Monique McClelland, Georgia Southern

## 1993-94

### First Team

Angela Crosby, Appalachian State  
DeShawne Blocker, ETSU  
Rushia Brown, Furman  
Tammy Dowdell, Chattanooga  
Karen Stanley, Furman

### Second Team

Janice Johnson, Georgia Southern  
Andrea Autrey, Georgia Southern  
Tamira Higgins, Marshall  
Jan Cameron, Chattanooga  
Penny Roberson, Appalachian State

## 1994-95

### First Team

DeShawne Blocker, ETSU  
Andrea Autrey, Georgia Southern  
Karen Stanley, Furman  
Amy Engle, ETSU  
Kristi Creamer, Furman

### Second Team

Tamira Higgins, Marshall  
Janice Johnson, Georgia Southern  
Andreia Hinton, Appalachian State  
Karolina Karlqvist, Appalachian State  
Tara Anderson, Georgia Southern

## 1995-96

### First Team

Amy Engle, ETSU

Andreia Hinton, Appalachian State  
Kristina Behnfeldt, Marshall  
Shannon Spencer, Appalachian State  
Telly Hall, Georgia Southern

### Second Team

Melissa Davis, Appalachian State  
Carolyn Kirsch, Davidson  
Karen Mason, Western Carolina  
Stacey Brown, Chattanooga  
Stephanie Wine, Marshall

## 1996-97

### First Team

Kristina Behnfeldt, Marshall  
Carolyn Kirsch, Davidson  
Tonya Bristow, Furman  
Merideth Thompson, Appalachian State  
Telly Hall, Georgia Southern

### Second Team

Carlise Oglesby, Chattanooga  
Karen Mason, Western Carolina  
Natascha Jackson, Furman  
Cindy McCauley, Marshall  
LaSha Jackson, Western Carolina

## 1997-98

### First Team

Jackie Smith, Furman  
Jennifer O'Brien, Davidson  
Sharon Mitchell, Georgia Southern  
Rebecca Viverette, UNCG  
Biz Brediger, UNCG

### Second Team

Telly Hall, Georgia Southern  
Beth Schoolfield, Appalachian State  
Jessica Montrella, Davidson  
Angie Fickes, ETSU  
Kerry Brown, Davidson  
Jenny Nett, Wofford

## 1998-99

### First Team

Jackie Smith, Furman  
Sharon Mitchell, Georgia Southern  
Melinda Goodson, UNCG  
Jamie Brown, Davidson  
Beth Schoolfield, Appalachian State

### Second Team

Jennifer O'Brien, Davidson  
ChoRhonda Gwaltney, UNCG  
Angie Fickes, ETSU  
Jenny Nett, Wofford  
Missy Peterson, College of Charleston

## 1999-00

Natascha Lettsome, Appalachian State  
Damita Bullock, Chattanooga  
Jennifer O'Brien, Davidson  
Angie Fickes, ETSU  
Erica Babb, ETSU  
Jackie Smith, Furman  
Tondra Warren, Georgia Southern  
ChoRhonda Gwaltney, UNCG  
Laura Echols, Western Carolina  
Willow Russell, Western Carolina

### 2000-01 (Coaches)

Natascha Lettsome, Appalachian State  
Wilma Simpson, College of Charleston  
Jennifer Wilson, Chattanooga  
Damita Bullock, Chattanooga  
Tara Charles, Furman  
Sharon Mitchell, Georgia Southern  
ChoRhonda Gwaltney, UNCG  
Brianna Dodgen, UNCG  
Laura Echols, Western Carolina  
Jenny Nett, Wofford

### 2000-01 (Media)

Natascha Lettsome, Appalachian State  
Damita Bullock, Chattanooga

ChoRhonda Gwaltney, UNCG  
Laura Echols, Western Carolina  
Jenny Nett, Wofford

### Second Team

Wilma Simpson, College of Charleston  
Tara Charles, Furman  
Sharon Mitchell, Georgia Southern  
Danna Simpson, Georgia Southern  
Brianna Dodgen, UNCG

### 2001-02 (Coaches)

Damita Bullock, Chattanooga  
Miranda Warfield, Chattanooga  
Jacinda Lambert, UNCG  
Laura Echols, Western Carolina  
Jenny Nett, Wofford  
Janna Magette, Davidson  
Orion Wake, Furman  
Alie Rousseau, Georgia Southern  
Danna Simpson, Georgia Southern  
Samika Foster, UNCG

### 2001-02 (Media)

#### First Team

Damita Bullock, Chattanooga  
Miranda Warfield, Chattanooga  
Jacinda Lambert, UNCG  
Laura Echols, Western Carolina  
Jenny Nett, Wofford

#### Second Team

Janna Magette, Davidson  
Orion Wake, Furman  
Alie Rousseau, Georgia Southern  
Danna Simpson, Georgia Southern  
Samika Foster, UNCG

### 2002-03 (Coaches)

Tiffany Johnson, Appalachian State  
Wilma Simpson, College of Charleston  
Jennifer Wilson, Chattanooga  
Miranda Warfield, Chattanooga  
Emily Callahan, Davidson  
Deshara Shealey, Furman  
Shawnica Hill, Georgia Southern  
Jessica Everett, Georgia Southern  
Tiffany Hamm, Western Carolina  
Jennifer Gardner, Western Carolina

### 2002-03 (Media)

#### First Team

Tiffany Johnson, Appalachian State  
Wilma Simpson, College of Charleston  
Deshara Shealey, Furman  
Shawnica Hill, Georgia Southern  
Tiffany Hamm, Western Carolina

#### Second Team

Heather McDivitt, Chattanooga  
Jennifer Wilson, Chattanooga  
Miranda Warfield, Chattanooga  
Emily Callahan, Davidson  
Jennifer Gardner, Western Carolina

### 2003-04 (Coaches)

Katasha Brown, Chattanooga  
Tiffani Roberson, Chattanooga  
Miranda Warfield, Chattanooga  
Tiffany Mayes, ETSU  
Kiya Verdell, ETSU  
Holly Andrews, Elon  
Courtney Nyborg, Elon  
Deshara Shealey, Furman  
Jacinda Lambert, UNCG  
Tiffany Hamm, Western Carolina

### 2003-04 (Media)

#### First Team

Katasha Brown, Chattanooga  
Katie Galloway, Chattanooga  
Tiffani Mayes, ETSU  
Deshara Shealey, Furman  
Tiffany Hamm, Western Carolina

# ALL-CONFERENCE TEAMS



## Second Team

Tiffani Roberson, Chattanooga  
Holly Andrews, Elon  
Courtney Nyborg, Elon  
Jacinda Lambert, UNCG  
Jennifer Gardner, Western Carolina

## 2004-05 (Coaches)

Patrice Bryant, College of Charleston  
Katasha Brown, Chattanooga  
Nicole Mattison, Chattanooga  
Tiffani Roberson, Chattanooga  
Katie Hamilton, Davidson  
B.J. Banjo, ETSU  
Tiffani Mayes, ETSU  
Jen Nadalin, Furman  
Tommi Paris, Furman  
Jennifer Gardner, Western Carolina

## 2004-05 (Media) First Team

Katasha Brown, Chattanooga  
Katie Hamilton, Davidson  
Tiffani Roberson, ETSU  
Jen Nadalin, Furman  
Jennifer Gardner, Western Carolina

## Second Team

Patrice Bryant, College of Charleston  
Nicole Mattison, Chattanooga  
Tiffani Roberson, Chattanooga  
B.J. Banjo, ETSU  
Tommi Paris, Furman

## 2005-06 (Coaches)

Kiki Conyers, Appalachian State  
Katasha Brown, Chattanooga  
Tiffani Roberson, Chattanooga  
Nicole Mattison, Chattanooga  
Alex Anderson, Chattanooga  
Jessica Mitchell, Davidson  
Janell Crayton, Davidson  
Kitari McMoore, Elon  
Nicole Newton, Georgia Southern  
Kristen Boone, UNCG

## 2005-06 (Media) First Team

Katasha Brown, Chattanooga  
Tiffani Roberson, Chattanooga  
Kitara McMoore, Elon  
Nicole Newton, Georgia Southern  
Kristen Boone, UNCG

## Second Team

Nicole Mattison, Chattanooga  
Alex Anderson, Chattanooga  
Jessica Mitchell, Davidson  
Janell Crayton, Davidson  
Lauren Powell, Western Carolina

## 2006-07 (Coaches)

Whitney Tossie, Appalachian State  
Alex Anderson, Chattanooga  
Laura Hall, Chattanooga  
Katie Hamilton, Davidson  
Tiffany Brown, Georgia Southern  
Kristen Boone, UNCG  
Jasmine Byrd, UNCG  
Monique Dawson, Western Carolina  
Chevon Keith, Western Carolina  
Lauren Powell, Western Carolina

## 2006-07 (Media) First Team

Whitney Tossie, Appalachian State  
Alex Anderson, Chattanooga  
Kristen Boone, UNCG  
Monique Dawson, Western Carolina  
Chevon Keith, Western Carolina

## Second Team

Katie Hamilton, Davidson  
Tia Washington, Davidson  
Tiffany Brown, Georgia Southern  
Jasmine Byrd, UNCG  
Lauren Powell, Western Carolina

## 2007-08 (Coaches)

Whitney Tossie, Appalachian State  
Alex Anderson, Chattanooga  
Brooke Hand, Chattanooga  
Shanara Hollinquest, Chattanooga  
Mercedes Robinson, Davidson  
Tierra Bumbrey, Elon  
Shawnda Atwood, Georgia Southern  
Tiffany Brown, Georgia Southern  
Monique Dawson, Western Carolina  
Chevon Keith, Western Carolina

## 2007-08 (Media) First Team

Whitney Tossie, Appalachian State  
Alex Anderson, Chattanooga  
Mercedes Robinson, Davidson  
Tierra Bumbrey, Elon  
Chevon Keith, Western Carolina

## Second Team

Jill Furstenburg, College of Charleston  
Shanara Hollinquest, Chattanooga  
Shawnda Atwood, Georgia Southern  
Tiffany Brown, Georgia Southern  
Monique Dawson, Western Carolina

## 2008-09 (Coaches)

Tonia Gerty, College of Charleston  
Jade Hughes, College of Charleston  
Shanara Hollinquest, Chattanooga  
Erin Ogan, Chattanooga  
Jenaya Wade-Fray, Chattanooga  
Mercedes Robinson, Davidson  
Lee Stephens, Furman  
Savannah Hill, Samford  
Emily London, Samford  
Brooke Johnson, Western Carolina

## 2008-09 (Media) First Team

Jade Hughes, College of Charleston  
Shanara Hollinquest, Chattanooga  
Mercedes Robinson, Davidson  
Lee Stephens, Furman  
Emily London, Samford

## Second Team

Brittany Mixon, Appalachian State  
Tonia Gerty, College of Charleston  
Erin Ogan, Chattanooga  
Savannah Hill, Samford  
Brooke Johnson, Western Carolina

## 2009-10 (Coaches)

Sam Ramirez, Appalachian State  
Tonia Gerty, College of Charleston  
Shanara Hollinquest, Chattanooga  
Jenaya Wade-Fray, Chattanooga  
Alex Thompson, Davidson  
Ali Ford, Elon  
Lee Stephens, Furman  
Savannah Hill, Samford  
Emily London, Samford  
Emily Clarke, Western Carolina

## 2009-10 (Media) First Team

Tonia Gerty, College of Charleston  
Shanara Hollinquest, Chattanooga  
Jenaya Wade-Fray, Chattanooga  
Ali Ford, Elon  
Emily London, Samford

## Second Team

Ashlen Dewart, Appalachian State  
Anna Freeman, Appalachian State  
Sam Ramirez, Appalachian State  
Alex Thompson, Davidson  
Savannah Hill, Samford

## 2010-11 (Coaches)

Sam Ramirez, Appalachian State  
Ashlen Dewart, Appalachian State  
Anna Freeman, Appalachian State  
Whitney Hood, Chattanooga  
Kayla Christopher, Chattanooga

Sophia Aleksandravicius, Davidson  
Ali Ford, Elon  
Monique Floyd, UNCG  
Savannah Hill, Samford  
Emily London, Samford

## 2010-11 (Media) First Team

Ashlen Dewart, Appalachian State  
Sam Ramirez, Appalachian State  
Whitney Hood, Chattanooga  
Sophia Aleksandravicius, Davidson  
Emily London, Samford

## Second Team

Anna Freeman, Appalachian State  
Kelsey Evans, Elon  
Ali Ford, Elon  
Monique Floyd, UNCG  
Savannah Hill, Samford

## 2011-12 (Coaches)

Anna Freeman, Appalachian State  
Courtney Freeman, Appalachian State  
Sophia Aleksandravicius, Davidson  
Laura Murray, Davidson  
Ali Ford, Elon  
Paige Anderson, Samford  
Whitney Hood, Chattanooga  
Kayla Christopher, Chattanooga  
Taylor Hall, Chattanooga  
Kaila'Shea Menendez, Western Carolina

## 2011-12 (Media) First Team

Anna Freeman, Appalachian State  
Sophia Aleksandravicius, Davidson  
Laura Murray, Davidson  
Ali Ford, Elon  
Whitney Hood, Chattanooga

## Second Team

Courtney Freeman, Appalachian State  
Kelsey Evans, Elon  
Raegan Thompson, Furman  
Paige Anderson, Samford  
Kaila'Shea Menendez, Western Carolina

## 2012-13 (Coaches)

Anna Freeman, Appalachian State  
Maryah Sydnor, Appalachian State  
Sophia Aleksandravicius, Davidson  
Laura Murray, Davidson  
Ali Ford, Elon  
Kelsey Evans, Elon  
Jazmine Martin, Samford  
Ashlen Dewart, Chattanooga  
Kayla Christopher, Chattanooga  
Taylor Hall, Chattanooga

## 2012-13 (Media) First Team

Anna Freeman, Appalachian State  
Sophia Aleksandravicius, Davidson  
Ali Ford, Elon  
Kayla Christopher, Chattanooga  
Ashlen Dewart, Chattanooga

## Second Team

Maryah Sydnor, Appalachian State  
Laura Murray, Davidson  
Kelsey Evans, Elon  
Jazmine Martin, Samford  
Daniella Motley, Wofford

## 2013-14 (Coaches)

Maryah Sydnor, Appalachian State  
Dakota Dukes, Davidson  
Laura Murray, Davidson  
Kelsey Harris, Elon  
Brittany Hodges, Furman  
Holle Wilkins, Furman  
Anna Claire Knight, Georgia Southern  
Alex Black, Chattanooga  
Ashlen Dewart, Chattanooga  
Taylor Hall, Chattanooga

## 2013-14 (Media)

**First Team**  
Maryah Sydnor, Appalachian State  
Laura Murray, Davidson  
Brittany Hodges, Furman  
Holle Wilkins, Furman  
Taylor Hall, Chattanooga

## Second Team

Dakota Dukes, Davidson  
Hannah Early, Davidson  
Kelsey Harris, Elon  
Anna Claire Knight, Georgia Southern  
Ashlen Dewart, Chattanooga

## 2014-15 (Coaches) First Team

Whitney Bunn, Furman  
Brittany Hodges, Furman  
Precious Bridges, Mercer  
Chelsey Shumpert, Chattanooga  
Jasmine Joyner, Chattanooga

## Second Team

Serena Clark, ETSU  
Destiny Mitchell, ETSU  
Hannah Nichols, Samford  
Taylor Reece, Samford  
Justin Taylor, Western Carolina

## 2014-15 (Media) First Team

Whitney Bunn, Furman  
Brittany Hodges, Furman  
Precious Bridges, Mercer  
Jasmine Joyner, Chattanooga  
Chelsey Shumpert, Chattanooga

## Second Team

Shamauria Bridges, ETSU  
Serena Clark, ETSU  
Lucy Mason, UNCG  
Hannah Nichols, Samford  
Justin Taylor, Western Carolina

## 2015-16 (Coaches) First Team

Tianna Tarter, ETSU  
Whitney Bunn, Furman  
Kahlia Lawrence, Mercer  
Lucy Mason, UNCG  
Jasmine Joyner, Chattanooga

## Second Team

Shamauria Bridges, ETSU  
Holle Wilkins, Furman  
Destiney Elliott, Samford  
Queen Alford, Chattanooga  
Keiana Gilbert, Chattanooga

## 2015-16 (Media) First Team

Tianna Tarter, ETSU  
Whitney Bunn, Furman  
Kahlia Lawrence, Mercer  
Lucy Mason, UNCG  
Jasmine Joyner, Chattanooga

## Second Team

Shamauria Bridges, ETSU  
Holle Wilkins, Furman  
Taylor Reece, Samford  
Queen Alford, Chattanooga  
Keiana Gilbert, Chattanooga  
Alicia Payne, Chattanooga

## 2016-17 (Coaches) First Team

Tianna Tarter, ETSU  
Whitney Bunn, Furman  
Kahlia Lawrence, Mercer  
Sydni Means, Mercer  
Jasmine Joyner, Chattanooga

## Second Team

Shamauria Bridges, ETSU  
Cierra Carter, Furman

Nadine Soliman, UNCG  
Hannah Nichols, Samford  
Chelsey Shumpert, Chattanooga  
Chloe Wanink, Wofford

**2016-17 (Media)  
First Team**

Shamauria Bridges, ETSU  
Tianna Tarter, ETSU  
Whitney Bunn, Furman  
Kahlia Lawrence, Mercer  
Jasmine Joyner, Chattanooga

**Second Team**

Sydni Means, Mercer  
Nadine Soliman, UNCG  
Hannah Nichols, Samford  
Chelsey Shumpert, Chattanooga  
Chloe Wanink, Wofford

**2017-18 (Coaches)  
First Team**

Tianna Tarter, ETSU  
KeKe Calloway, Mercer  
Kahlia Lawrence, Mercer  
Sydni Means, Mercer  
Keiana Gilbert, Chattanooga

**Second Team**

Erica Haynes-Overton, ETSU  
Cierra Carter, Furman  
Ije Ajemba, UNCG  
Nadine Soliman, UNCG  
Da'Ja Green, Wofford

**Third Team**

Le'Jzae Davidson, Furman  
Celena Taborn, Furman  
Hannah Nichols, Samford  
Lakelyn Bouldin, Chattanooga  
Aryanna Gilbert, Chattanooga

**2017-18 (Media)  
First Team**

Erica Haynes-Overton, ETSU  
KeKe Calloway, Mercer  
Amanda Thompson, Mercer  
Nadine Soliman, UNCG  
Chloe Wanink, Wofford

**Second Team**

Le'Jzae Davidson, Furman  
Celena Taborn, Furman  
Shannon Titus, Mercer  
Lakelyn Bouldin, Chattanooga  
Te'ja Twitty, UNCG  
Da'Ja Green, Wofford

**2018-19 (Coaches)  
First Team**

Erica Haynes-Overton, ETSU  
KeKe Calloway, Mercer

Amanda Thompson, Mercer  
Nadine Soliman, UNCG  
Chloe Wanink, Wofford

**Second Team**

Le'Jzae Davidson, Furman  
Celena Taborn, Furman  
Shannon Titus, Mercer  
Lakelyn Bouldin, Chattanooga  
Te'ja Twitty, UNCG  
Da'Ja Green, Wofford

**All-Defensive Team**

Erica Haynes-Overton, ETSU  
Kaitlyn Duncan, Furman  
Shannon Titus, Mercer  
Arienne Whitaker, Chattanooga  
Cairo Booker, Wofford

**2018-19 (Media)  
First Team**

Le'Jzae Davidson, Furman  
KeKe Calloway, Mercer  
Amanda Thompson, Mercer  
Nadine Soliman, UNCG  
Chloe Wanink, Wofford

**Second Team**

Erica Haynes-Overton, ETSU  
Celena Taborn, Furman  
Shannon Titus, Mercer  
Lakelyn Bouldin, Chattanooga  
Te'ja Twitty, UNCG

**Third Team**

Micah Scheetz, ETSU  
Natalie Armstrong, Samford  
Jewel Smalls, Western Carolina  
Cairo Booker, Wofford  
Da'Ja Green, Wofford

**2019-20 (Coaches)  
First Team**

Jaron Dougherty, Mercer  
Nadine Soliman, UNCG  
Natalie Armstrong, Samford  
Sarah Myers, Samford  
Chloe Wanink, Wofford

**Second Team**

Le'Jzae Davidson, Furman  
Tierra Hodges, Furman  
Shannon Titus, Mercer  
Te'ja Twitty, UNCG  
Da'Ja Green, Wofford

**All-Defensive Team**

Tijuana Kimbro, ETSU  
Shannon Titus, Mercer  
Shauntai Battle, Samford  
NaKeia Burks, Chattanooga  
Cairo Booker, Wofford

**2019-20 (Media)  
First Team**

Tierra Hodges, Furman  
Nadine Soliman, UNCG  
Natalie Armstrong, Samford  
Sarah Myers, Samford  
Chloe Wanink, Wofford

**Second Team**

Micah Scheetz, ETSU  
Le'Jzae Davidson, Furman  
Shannon Titus, Mercer  
Jaron Dougherty, Mercer  
Te'ja Twitty, UNCG

**Third Team**

Charity Brown, Samford  
Lakelyn Bouldin, Chattanooga  
Bria Dial, Chattanooga  
Jewel Smalls, Western Carolina  
Da'Ja Green, Wofford

**2020-21 (Coaches)  
First Team**

Tierra Hodges, Furman  
Jaron Dougherty, Mercer  
Shannon Titus, Mercer  
Natalie Armstrong, Samford  
Andrea Cournoyer, Samford

**Second Team**

Jada Lewis, Mercer  
Annie Ramil, Samford  
Abbey Cornelius, Chattanooga  
Ebony Williams, Chattanooga  
Lilly Hatton, Wofford

**All-Defensive Team**

Shannon Titus, Mercer  
CeCe Crudup, UNCG  
Andrea Cournoyer, Samford  
Abbey Cornelius, Chattanooga  
Ebony Williams, Chattanooga

**2020-21 (Media)  
First Team**

Tierra Hodges, Furman  
Jaron Dougherty, Mercer  
Shannon Titus, Mercer  
Natalie Armstrong, Samford  
Andrea Cournoyer, Samford

**Second Team**

Amoria Neal-Tysor, Mercer  
Annie Ramil, Samford  
Abbey Cornelius, Chattanooga  
Ebony Williams, Chattanooga  
Lilly Hatton, Wofford

**Third Team**

Jada Lewis, Mercer  
CeCe Crudup, UNCG

Bria Dial, Chattanooga  
Nadia Marshall, Western Carolina  
Jamari McDavid, Wofford

**2021-22 (Coaches)  
First Team**

Tierra Hodges, Furman  
Amoria Neal-Tysor, Mercer  
Shannon Titus, Mercer  
Andrea Cournoyer, Samford  
Jackie Carman, Wofford

**Second Team**

Tate Walters, Furman  
Jaron Dougherty, Mercer  
Aja Boyd, UNCG  
Abbey Cornelius, Chattanooga  
Lilly Hatton, Wofford

**All-Defensive Team**

Shannon Titus, Mercer  
Andrea Cournoyer, Samford  
Abbey Cornelius, Chattanooga  
Joi Reid, Western Carolina  
Reagan Rapert, Wofford

**2021-22 (Media)  
First Team**

Tierra Hodges, Furman  
Amoria Neal-Tysor, Mercer  
Shannon Titus, Mercer  
Andrea Cournoyer, Samford  
Jackie Carman, Wofford

**Second Team**

Grace Van Rij, Furman  
Tate Walters, Furman  
Jaron Dougherty, Mercer  
Aja Boyd, UNCG  
Abbey Cornelius, Chattanooga  
Lilly Hatton, Wofford

**Third Team**

Courtney Moore, ETSU  
Natalie Armstrong, Samford  
Sussy Ngulefac, Samford  
Niyah Lutz, Wofford  
Alexis Tomlin, Wofford

## Four-time all-conference selections

Only five players in Southern Conference history have been named to the all-conference first team four times in a career: DeShawne Blocker, ETSU; Rushia Brown, Furman; Ali Ford, Elon; Regina Kirk, Chattanooga; and Valorie Whiteside, Appalachian State.



DeShawne Blocker  
ETSU  
1991-95



Rushia Brown  
Furman  
1989-94



Ali Ford  
Elon  
2009-13



Regina Kirk  
Chattanooga  
1984-88



Valorie Whiteside  
Appalachian State  
1984-88



# ALL-FRESHMAN TEAMS



Tonia Gerty was an all-freshman pick for College of Charleston in 2007-08.

**2000-01**  
Miranda Warfield, Chattanooga  
Kim Lawrence, Furman  
Shawnica Hill, Georgia Southern  
Tiffany Hamm, Western Carolina  
Natalie Walsh, Wofford

**2001-02**  
Joanie White, Appalachian State  
Ashley Reed, ETSU  
Monica Pope, Furman  
Amanda Eaton, UNCG  
Ki-Ki Glass, Western Carolina

**2002-03**  
KiKi Conyers, Appalachian State  
Katasha Brown, Chattanooga  
Tiffani Roberson, Chattanooga  
Kala Greene, Western Carolina  
Nakia Mister, Wofford

**2003-04**  
Crystal Barriner, Appalachian State  
Katie Hamilton, Davidson  
Brooke Wilhoit, ETSU  
Jasmine Byrd, UNCG  
Erin May, Western Carolina

**2004-05**  
Laura Hall, Chattanooga  
Brooke Hand, Chattanooga  
Danielle Hemerka, Davidson  
Chrissy Phelps, Furman  
Kristen Boone, UNCG

**2005-06**  
Greteya Kelley, Appalachian State  
Jade Hughes, College of Charleston  
Kelly Gassie, Davidson  
Ashley Melson, Georgia Southern  
Lauren Powell, Western Carolina

**2006-07**  
GiGi Thomas, Appalachian State  
Jenaya Wade-Fray, Chattanooga  
Tiffany Davis, Elon  
Carolyn Whitney, Georgia Southern  
Heather Swayne, Western Carolina

**2007-08**  
**Coaches**  
Sam Ramirez, Appalachian State  
Tonia Gerty, College of Charleston  
Monique Floyd, UNCG  
Emily Clarke, Western Carolina

Mahogany Williams, Wofford

**2007-08**  
**Media**  
Emily Clarke, Western Carolina  
Tonia Gerty, College of Charleston  
Frances Hernandez, Appalachian State  
Sam Ramirez, Appalachian State  
Mahogany Williams, Wofford

**2008-09**  
**Coaches**  
Canesha Edwards, Appalachian State  
Sade Means, Appalachian State  
Tiara Gause, Elon  
Courtney Medley, Elon  
Kaila'Shea Menendez, Western Carolina

**2009-10**  
**Coaches**  
Ashlen Dewart, Appalachian State  
Anna Freeman, Appalachian State  
Kayla Christopher, Chattanooga  
Sophia Aleksandravicius, Davidson  
Ali Ford, Elon

**2010-11**  
**Coaches**  
Janae Smith, College of Charleston  
Laura Murray, Davidson  
MiMi DuBose, Georgia Southern  
Janae' Stevenson, UNCG  
Rena Wakama, Western Carolina

**2010-11**  
**Media**  
Janae Smith, College of Charleston  
Laura Murray, Davidson  
MiMi DuBose, Georgia Southern  
Janae' Stevenson, UNCG  
Shelby Campbell, Samford

**2011-12**  
**Coaches**  
Maryah Sydnor, Appalachian State  
Sam Coffey, Elon  
Brittany Hodges, Furman  
Taylor Reece, Samford  
Ali Lane, Western Carolina

**2011-12**  
**Media**  
Maryah Sydnor, Appalachian State  
Sam Coffey, Elon  
Brittany Hodges, Furman

Anna Claire Knight, Georgia Southern  
Taylor Reece, Samford

**2012-13**  
**Coaches**  
Dakota Dukes, Davidson  
Holli Wilkins, Furman  
Lucy Mason, UNCG  
Tatianna Jackson, Chattanooga  
Lindsay Simpson, Western Carolina

**2012-13**  
**Media**  
Dakota Dukes, Davidson  
Holli Wilkins, Furman  
Lucy Mason, UNCG  
Tatianna Jackson, Chattanooga  
Lindsay Simpson, Western Carolina

**2013-14**  
**Coaches**  
Lauren Brown, Elon  
Jennifer Rhodes, Elon  
Whitney Bunn, Furman  
Hannah Nichols, Samford  
Chelsey Shumpert, Chattanooga

**2013-14**  
**Media**  
Lauren Brown, Elon  
Jennifer Rhodes, Elon  
Whitney Bunn, Furman  
Hannah Nichols, Samford  
Chelsey Shumpert, Chattanooga

**2014-15**  
**Coaches**  
Tianna Tarter, ETSU  
Cierra Carter, Furman  
Kahlia Lawrence, Mercer  
Destiny Elliott, Samford  
Keiana Gilbert, Chattanooga

**2014-15**  
**Media**  
Tianna Tarter, ETSU  
Cierra Carter, Furman  
Kahlia Lawrence, Mercer  
Destiny Elliott, Samford  
Keiana Gilbert, Chattanooga

**2015-16**  
**Coaches**  
Raven Dean, ETSU  
Kaitlyn Duncan, Furman  
KeKe Calloway, Mercer  
Linnea Rosendal, Mercer  
Raziyah Farrington, Western Carolina

**2015-16**  
**Media**  
Raven Dean, ETSU  
Kaitlyn Duncan, Furman  
KeKe Calloway, Mercer  
Linnea Rosendal, Mercer  
Raziyah Farrington, Western Carolina  
Chloe Wanink, Wofford

**2016-17**  
**Coaches**  
Le'Jzae Davidson, Furman  
Nadine Soliman, UNCG  
Te'ja Twitty, UNCG  
Katie Allen, Samford  
Lakelyn Bouldin, Chattanooga

**2016-17**  
**Media**  
Le'Jzae Davidson, Furman  
Nadine Soliman, UNCG  
Te'ja Twitty, UNCG  
Samantha Fitzgerald, Samford  
Lakelyn Bouldin, Chattanooga

**2017-18**  
**Coaches**  
Erica Haynes-Overton, ETSU  
Celena Taborn, Furman

Bria Dial, Chattanooga  
Da'Ja Green, Wofford  
Jamari McDavid, Wofford

**2017-18**  
**Media**  
Erica Haynes-Overton, ETSU  
Celena Taborn, Furman  
Makaila Woolard, Samford  
Da'Ja Green, Wofford  
Jamari McDavid, Wofford

**2018-19**  
**Coaches**  
Kaia Upton, ETSU  
Milica Manojlovic, Furman  
Ebony Williams, Chattanooga  
Jewel Smalls, Western Carolina  
Niyah Lutz, Wofford

**2018-19**  
**Media**  
Kaia Upton, ETSU  
Milica Manojlovic, Furman  
Ebony Williams, Chattanooga  
Jewel Smalls, Western Carolina  
Jackie Carman, Wofford

**2019-20**  
**Coaches**  
Lindsey Taylor, Furman  
Jill Harris, Mercer  
Dena Jarrells, Chattanooga  
Andrea Martin Ruiz, Western Carolina  
Alyssa Walker, Western Carolina  
Lilly Hatton, Wofford

**2019-20**  
**Media**  
Lindsey Taylor, Furman  
Jill Harris, Mercer  
Dena Jarrells, Chattanooga  
Andrea Martin Ruiz, Western Carolina  
Lilly Hatton, Wofford

**2020-21**  
**Coaches**  
Carly Hooks, ETSU  
Sydney James, Furman  
Tate Walters, Furman  
Khalis Cain, UNCG  
Zanoria Cruz, Western Carolina

**2020-21**  
**Media**  
Jakhyia Davis, ETSU  
Carly Hooks, ETSU  
Sydney James, Furman  
Khalis Cain, UNCG  
Zanoria Cruz, Western Carolina

**2021-22**  
**Coaches**  
Niveya Henley, Furman  
Erin Houpt, Mercer  
Isys Grady, UNCG  
Sussy Ngulefac, Samford  
Reagan Rapert, Wofford

**2021-22**  
**Media**  
Nigeria Harkless, Mercer  
Erin Houpt, Mercer  
Isys Grady, UNCG  
Sussy Ngulefac, Samford  
Reagan Rapert, Wofford

### 1988-89

- Nov. 28 Shirley Shannon, Western Carolina
- Dec. 5 Lea Ann Parsley, Marshall
- Dec. 12 Marcheta Winton, Chattanooga
- Dec. 19 Beth Laney, Appalachian State
- Jan. 6 Beth Laney, Appalachian State
- Jan. 13 Marcheta Winton, Chattanooga
- Jan. 20 Kim Johnson, Appalachian State
- Jan. 27 Jenny Leavitt, Marshall
- Feb. 6 Jenny Leavitt, Marshall
- Feb. 13 Kim Johnson, Appalachian State
- Feb. 20 Nicole Hopson, ETSU
- Feb. 27 Beth Laney, Appalachian State

### 1989-90

- Nov. 27 Julie Copeland, Chattanooga
- Dec. 4 Lea Ann Parsley, Marshall
- Dec. 11 Rushia Brown, Furman
- Dec. 18 Rushia Brown, Furman
- Jan. 1 Janice Rhynehardt, Furman
- Jan. 8 Shannon Thomas, Appalachian State
- Jan. 15 Julie Copeland, Chattanooga
- Jan. 22 Sheila Johnson, Marshall
- Jan. 29 Glenda Cunningham, Appalachian State
- Feb. 5 Nicole Hopson, ETSU
- Feb. 12 Glenda Cunningham, Appalachian State
- Feb. 19 Nicole Hopson, ETSU
- Feb. 26 Kim Brown, Chattanooga

### 1990-91

- Nov. 26 Shannon Thomas, Appalachian State
- Dec. 3 Nicole Hopson, ETSU
- Dec. 10 Shannon Thomas, Appalachian State
- Dec. 17 Karen Gruca, Appalachian State
- Jan. 7 Nicole Hopson, ETSU
- Jan. 14 Natalie Cleckley, Furman
- Jan. 21 Natalie Cleckley, Furman
- Jan. 28 Nicole Hopson, ETSU
- Feb. 4 Natalie Cleckley, Furman
- Feb. 11 Mae Louallen, ETSU
- Feb. 18 Nicole Hopson, ETSU
- Feb. 25 Natalie Cleckley, Furman

### 1991-92

- Nov. 9 Shelly Carroll, Chattanooga
- Nov. 16 Kim Kraft, Marshall
- Nov. 23 Lori Lyons, Western Carolina
- Jan. 6 Tracy Krueger, Marshall
- Jan. 13 Rushia Brown, Furman
- Jan. 20 Shannon Thomas, Appalachian State
- Jan. 27 Regina Brown, Western Carolina
- Feb. 3 Rushia Brown, Furman
- Feb. 10 Tracy Krueger, Marshall
- Feb. 17 DeShawne Blocker, ETSU
- Feb. 24 Mitzi Story, Appalachian State

### 1992-93

- Nov. 30 Lori Lyons, Western Carolina
- Dec. 7 Kim Brown, Chattanooga
- Dec. 14 Angie Crosby, Appalachian State
- Dec. 21 Jennifer Seaton, ETSU
- Jan. 4 Kim Brown, Chattanooga
- Jan. 11 Tracy Krueger, Marshall
- Jan. 18 DeShawne Blocker, ETSU
- Jan. 25 Lori Lyons, Western Carolina
- Feb. 1 Tracy Krueger, Marshall
- Feb. 8 DeShawne Blocker, ETSU
- Feb. 15 Tracy Krueger, Marshall
- Feb. 22 Angie Crosby, Appalachian State
- March 1 Jennifer Jones, Furman

### 1993-94

- Nov. 29 Angela Crosby, Appalachian State
- Dec. 6 DeShawne Blocker, ETSU
- Dec. 13 Angela Rowe, Western Carolina
- Dec. 20 Angela Crosby, Appalachian State
- Jan. 3 DeShawne Blocker, ETSU
- Jan. 10 Andrea Autrey, Georgia Southern
- Jan. 17 DeShawne Blocker, ETSU
- Jan. 24 Karen Stanley, Furman
- Jan. 31 Karen Stanley, Furman
- Feb. 7 Angela Crosby, Appalachian State
- Feb. 14 Tonya Sharpe, Davidson
- Feb. 21 Angela Crosby, Appalachian State
- Feb. 28 Janice Johnson, Georgia Southern

### 1994-95

- Dec. 5 DeShawne Blocker, ETSU
- Dec. 12 Natal Rosko, Marshall
- Dec. 19 Carolyn Kirsch, Davidson
- Jan. 2 Kristi Creamer, Furman
- Jan. 9 Amy Engle, ETSU
- Jan. 16 Justina McClellan, ETSU
- Jan. 23 DeShawne Blocker, ETSU
- Jan. 30 Karolina Karlqvist, Appalachian State
- Feb. 6 Karen Stanley, Furman
- Feb. 13 Karen Mason, Western Carolina
- Feb. 20 Andrea Autrey, Georgia Southern
- Feb. 27 Andrea Autrey, Georgia Southern

### 1995-96

- Nov. 27 Amy Engle, ETSU
- Dec. 4 Rachel Glass, ETSU
- Dec. 11 Telly Hall, Georgia Southern
- Dec. 18 Meredith Thompson, Appalachian State
- Jan. 8 Telly Hall, Georgia Southern
- Jan. 15 Karen Mason, Western Carolina
- Jan. 22 Marysue James, Georgia Southern
- Jan. 29 Andrea Hinton, Appalachian State
- Feb. 5 Kristina Behnfeldt, Marshall
- Feb. 12 Amy Engle, ETSU
- Feb. 19 Melissa Davis, Appalachian State
- Feb. 26 Cindy McCauley, Marshall

### 1996-97

- Dec. 2 Karen Mason, Western Carolina
- Dec. 9 Willow Russell, Western Carolina
- Dec. 16 Rachel Glass, ETSU
- Jan. 6 Kristina Behnfeldt, Marshall
- Jan. 13 Carlise Oglesby, Chattanooga
- Jan. 20 Carolyn Kirsch, Davidson
- Jan. 27 Telly Hall, Georgia Southern
- Feb. 3 Tarsha Askew, Georgia Southern
- Feb. 10 Meredith Thompson, Appalachian State
- Feb. 17 Angie Fickes, ETSU
- Feb. 24 Carlise Oglesby, Chattanooga
- March 3 Carlise Oglesby, Chattanooga

### 1997-98

- Dec. 8 Sharon Mitchell, Georgia Southern
- Dec. 15 Jennifer O'Brien, Davidson
- Dec. 22 Sharon Mitchell, Georgia Southern
- Jan. 5 Jackie Smith, Furman
- Jan. 12 Heidi White, Furman
- Jan. 19 Sharon Mitchell, Georgia Southern
- Jan. 26 Biz Brediger, UNCG
- Feb. 2 Beth Schoofield, Appalachian State
- Feb. 9 Jackie Smith, Furman
- Feb. 16 Jackie Smith, Furman
- Feb. 23 Biz Brediger, UNCG
- March 2 Jackie Smith, Furman

### 1998-99

- Jan. 14 Melinda Goodson, UNCG
- Dec. 21 Jamie Brown, Davidson
- Jan. 4 Jenny Nett, Wofford
- Jan. 11 Jackie Smith, Furman
- Jan. 18 Sharon Mitchell, Georgia Southern
- Jan. 25 Angie Fickes, ETSU
- Feb. 1 Jackie Smith, Furman
- Feb. 8 Jackie Smith, Furman
- Feb. 15 Sharon Mitchell, Georgia Southern
- Feb. 22 Katy Kamp, Davidson

### 1999-00

- Dec. 6 Damita Bullock, Chattanooga
- Dec. 13 Jennifer O'Brien, Davidson
- Dec. 20 Melinda Goodson, UNCG
- Jan. 3 Jackie Smith, Furman
- Jan. 10 Jennifer O'Brien, Davidson
- Jan. 17 Erica Babb, ETSU
- Jan. 24 Jackie Smith, Furman
- Jan. 31 Jackie Smith, Furman
- Feb. 7 Erica Babb, ETSU
- Feb. 14 Erin Thurman, ETSU
- Feb. 21 Tishay Lewis, Chattanooga
- Feb. 28 Brianne Dodgen, UNCG
- Feb. 28 Jackie Smith, Furman

### 2000-01

- Nov. 27 Tara Charles, Furman
- Dec. 4 Laura Echols, Western Carolina
- Dec. 11 Chris Forman, ETSU

- Dec. 18 Nneka Irons, Chattanooga
- Jan. 1 Becky Wollenberg, Charleston
- Jan. 8 Erin Thurman, ETSU
- Jan. 15 Heather Dykes, Chattanooga
- Jan. 22 Laura Echols, Western Carolina
- Jan. 29 Alie Rousseau, Georgia Southern
- Feb. 5 Brittney Scarberry, Charleston
- Feb. 12 Damita Bullock, Chattanooga
- Feb. 19 Tiffany Hamm, Western Carolina
- Feb. 26 Miranda Warfield, Chattanooga

### 2001-02

- Dec. 3 Jenny Nett, Wofford
- Dec. 10 Laura Echols, Western Carolina
- Dec. 17 Jenny Nett, Wofford
- Dec. 24 Alie Rousseau, Georgia Southern
- Jan. 7 Bethany Schott, Davidson
- Jan. 14 Orion Wake, Furman
- Jan. 21 Danna Simpson, Georgia Southern
- Jan. 28 Samika Foster, UNCG
- Feb. 4 Meghan Bryant, Davidson
- Feb. 11 Aisha Bryant, Appalachian State
- Feb. 18 Becky Wollenberg, College of Charleston
- Feb. 18 Jenny Nett, Wofford
- Feb. 25 Jennifer Gardner, Western Carolina

### 2002-03

- Dec. 2 Tiffany Hamm, Western Carolina
- Dec. 9 Bethany Schott, Davidson
- Dec. 16 Amanda Eaton, UNCG
- Dec. 23 Wilma Simpson, College of Charleston
- Jan. 6 Shawnica Hill, Georgia Southern
- Jan. 13 Lindsey Reed, UNCG
- Jan. 20 Tiffani Johnson, Appalachian State
- Jan. 27 Emily Callahan, Davidson
- Feb. 3 Kiya Verdell, ETSU
- Feb. 3 Tiffany Patton, Chattanooga
- Feb. 10 Jessica Everett, Georgia Southern
- Feb. 17 Nicole Murray, UNCG
- Feb. 24 Ricaye Harris, Wofford
- March 3 Tiffany Hamm, Western Carolina

### 2003-04

- Dec. 1 Tiffany Hamm, Western Carolina
- Dec. 8 Katasha Brown, Chattanooga
- Dec. 15 Katasha Brown, Chattanooga
- Dec. 22 Tiffani Mayes, ETSU
- Jan. 5 Holly Andrews, Elon
- Jan. 12 Aisha Bryant, Appalachian State
- Jan. 19 Katie Hamilton, Davidson



Wofford's Jenny Nett earned four player-of-the-week awards during her career.

# PLAYER OF THE WEEK



Jan. 26 Tiffani Mayes, ETSU  
 Feb. 2 Jennifer Gardner, Western Carolina  
 Feb. 9 Jessica Williams, Elon  
 Feb. 16 Tiffany Hamm, Western Carolina  
 Feb. 23 Jennifer Gardner, Western Carolina  
 March 1 Katie Hamilton, Davidson

## 2004-05

Dec. 6 Katie Hamilton, Davidson  
 Dec. 13 Jen Nadalin, Furman  
 Dec. 20 Jennifer Gardner, Western Carolina  
 Jan. 3 Nicole Newton, Georgia Southern  
 Jan. 10 Tiffani Mayes, ETSU  
 Jan. 17 Patrice Bryant, College of Charleston  
 Jan. 24 Jennifer Gardner, Western Carolina  
 Jan. 31 Jennifer Gardner, Western Carolina  
 Feb. 7 Jen Nadalin, Furman  
 Feb. 14 Patrice Bryant, College of Charleston  
 Feb. 21 Tiffani Mayes, ETSU  
 Feb. 28 Lindsey Smith, Appalachian State

## 2005-06

Nov. 29 Kitara McMoore, Elon  
 Dec. 6 Alex Anderson, Chattanooga  
 Dec. 13 Brooke Hand, Chattanooga  
 Dec. 20 Alex Anderson, Chattanooga  
 Jan. 2 Kitara McMoore, Elon  
 Jan. 9 Katasha Brown, Chattanooga  
 Jan. 16 Kitara McMoore, Elon  
 Jan. 23 Brynn Kelly, Davidson  
 Jan. 30 Nicole Newton, Georgia Southern  
 Feb. 6 Katasha Brown, Chattanooga  
 Feb. 13 Kemena Brooks, UNCG  
 Feb. 20 Alex Anderson, Chattanooga  
 Feb. 27 Nicole Newton, Georgia Southern

## 2006-07

Nov. 21 Alex Anderson, Chattanooga  
 Nov. 28 Jasmine Byrd, UNCG  
 Dec. 5 Whitney Tossie, Appalachian State  
 Dec. 12 Jessica Mitchell, Davidson  
 Dec. 19 Alex Anderson, Chattanooga  
 Jan. 2 Alex Anderson, Chattanooga  
 Jan. 9 Alex Anderson, Chattanooga  
 Kristen Boone, UNCG  
 Jan. 16 Monique Dawson, Western Carolina  
 Jan. 23 Maria Grimes, Appalachian State  
 Jan. 30 Alex Anderson, Chattanooga  
 Feb. 6 Alex Anderson, Chattanooga  
 Feb. 13 Chevon Keith, Western Carolina  
 Feb. 20 Jennifer Weurding, Wofford

## 2007-08

Nov. 20 Alex Anderson, Chattanooga  
 Nov. 27 Kelsi Koenig, Wofford  
 Dec. 4 Brooke Johnson, Western Carolina  
 Dec. 11 Ashley Pellom, Western Carolina  
 Dec. 18 Alex Anderson, Chattanooga  
 Jan. 2 Alex Anderson, Chattanooga  
 Jan. 8 Alex Anderson, Chattanooga  
 Jan. 15 Jill Furstenburg, College of Charleston  
 Jan. 22 Alex Anderson, Chattanooga  
 Jan. 29 GiGi Thomas, Appalachian State  
 Feb. 5 Alex Anderson, Chattanooga  
 Feb. 12 Tierra Bumbrey, Elon  
 Ashley Pellom, Western Carolina  
 Feb. 19 Mercedes Robinson, Davidson  
 Feb. 26 Shanara Hollinquest, Chattanooga  
 March 3 Mercedes Robinson, Davidson

## 2008-09

Nov. 18 Lee Stephens, Furman  
 Nov. 25 Melissa Liebschwager, Furman  
 Dec. 2 Shanara Hollinquest, Chattanooga  
 Dec. 9 Alex Thompson, Davidson  
 Dec. 16 Mercedes Robinson, Davidson  
 Dec. 23 Shanara Hollinquest, Chattanooga  
 Jan. 6 Mercedes Robinson, Davidson  
 Jan. 13 Jade Hughes, College of Charleston  
 Jan. 20 Shanara Hollinquest, Chattanooga  
 Jan. 27 Frances Hernandez, Appalachian State  
 Feb. 3 Shanara Hollinquest, Chattanooga  
 Feb. 10 Emily London, Samford  
 Feb. 17 Emily London, Samford  
 Feb. 24 Monique Floyd, UNCG  
 March 2 Brittney Spencer, Appalachian State

## 2009-10

Nov. 17 Savannah Hill, Samford  
 Nov. 24 Deidra Jones, College of Charleston  
 Dec. 1 Shanara Hollinquest, Chattanooga  
 Dec. 8 J'Lisia Ogburn, Georgia Southern  
 Dec. 15 Jenaya Wade-Fray, Chattanooga  
 Dec. 22 Ashlen Dewart, Appalachian State  
 Jan. 5 Shanara Hollinquest, Chattanooga  
 Jan. 12 Emily London, Samford  
 Jan. 19 Shanara Hollinquest, Chattanooga  
 Jan. 26 Jenaya Wade-Fray, Chattanooga  
 Feb. 2 Michelle Davis, Chattanooga  
 Feb. 9 Sam Ramirez, Appalachian State  
 Feb. 16 Monica Maxwell, Samford  
 Feb. 23 Savannah Hill, Samford  
 March 2 Amanda Leigh, UNCG

## 2010-11

Nov. 16 Sam Ramirez, Appalachian State  
 Nov. 23 Ashlen Dewart, Appalachian State  
 Nov. 30 Whitney Hood, Chattanooga  
 Dec. 7 Sophia Aleksandravicius, Davidson  
 Dec. 14 Emily London, Samford  
 Dec. 21 Monique Floyd, UNCG  
 Jan. 4 Whitney Hood, Chattanooga  
 Jan. 11 Sam Ramirez, Appalachian State  
 Jan. 18 Ashlen Dewart, Appalachian State  
 Jan. 25 Sam Ramirez, Appalachian State  
 Feb. 1 Kelsey Evans, Elon  
 Feb. 8 Meredyth Frye, Georgia Southern  
 Feb. 15 Amanda Leigh, UNCG  
 Feb. 22 Emily London, Samford  
 March 1 Whitney Hood, Chattanooga

## 2011-12

Nov. 15 Lashanna Booker, Furman  
 Nov. 23 Anna Freeman, Appalachian State  
 Nov. 29 Paige Anderson, Samford  
 Dec. 6 Anna Freeman, Appalachian State  
 Dec. 13 Paige Anderson, Samford  
 Dec. 20 Raegan Thompson, Furman  
 Jan. 3 Laura Murray, Davidson  
 Jan. 10 Courtney Freeman, Appalachian State  
 Jan. 17 Whitney Hood, Chattanooga  
 Jan. 24 Maryah Sydnor, Appalachian State  
 Jan. 31 Sophia Aleksandravicius, Davidson  
 Feb. 7 Ali Ford, Elon  
 Feb. 14 Kaila'Shea Menendez, Western Carolina  
 Feb. 21 Aiesha Harper, Elon  
 Feb. 28 Taylor Hall, Chattanooga

## 2012-13

Nov. 13 Taylor Hall, Chattanooga  
 Nov. 20 Anna Freeman, Appalachian State  
 Nov. 27 Daniella Motley, Wofford  
 Dec. 4 Courtney Freeman, Appalachian State  
 Dec. 11 Ashlen Dewart, Chattanooga  
 Dec. 18 Daniella Motley, Wofford  
 Jan. 2 Latisha Harris, College of Charleston  
 Jan. 8 Sophia Aleksandravicius, Davidson  
 Jan. 15 Maryah Sydnor, Appalachian State  
 Jan. 22 Ali Ford, Elon  
 Jan. 29 Sophia Aleksandravicius, Davidson  
 Feb. 5 Ali Ford, Elon  
 Feb. 12 Afreyea Tolbert, College of Charleston  
 Feb. 19 Sophia Aleksandravicius, Davidson  
 Feb. 26 Ashlen Dewart, Chattanooga

## 2013-14

Nov. 12 Taylor Hall, Chattanooga  
 Nov. 19 Taylor Hall, Chattanooga  
 Nov. 26 Janae' Stevenson, UNCG  
 Dec. 3 Laura Murray, Davidson  
 Dec. 10 Laura Murray, Davidson  
 Dec. 17 Ashlen Dewart, Chattanooga  
 Dec. 31 Brittany Hodges, Furman  
 Jan. 7 Anna Claire Knight, Georgia Southern  
 Jan. 14 Dakota Dukes, Davidson  
 Jan. 21 Maryah Sydnor, Appalachian State  
 Jan. 28 Logan Morris, Wofford  
 Feb. 4 Laura Murray, Davidson  
 Feb. 11 Brittany Hodges, Furman  
 Feb. 18 Anna Claire Knight, Georgia Southern  
 Feb. 25 Taylor Hall, Chattanooga  
 March 4 Brittany Hodges, Furman

## 2014-15

Nov. 18 Shamauria Bridges, ETSU  
 Nov. 25 Brittany Hodges, Furman  
 Dec. 2 Precious Bridges, Mercer  
 Dec. 9 Whitney Bunn, Furman  
 Dec. 16 Brittany Hodges, Furman  
 Dec. 23 Lindsay Simpson, Western Carolina  
 Jan. 6 Precious Bridges, Mercer  
 Jan. 13 Precious Bridges, Mercer  
 Jan. 20 Chelsey Shumpert, Chattanooga  
 Jan. 27 Destiny Mitchell, ETSU  
 Feb. 3 Chelsey Shumpert, Chattanooga  
 Feb. 10 Serena Clark, ETSU  
 Feb. 17 Destiny Mitchell, ETSU  
 Feb. 24 Lucy Mason, UNCG  
 March 3 Jasmine Joyner, Chattanooga

## 2015-16

Nov. 17 Kahlia Lawrence, Mercer  
 Nov. 24 Lucy Mason, UNCG  
 Dec. 1 Lucy Mason, UNCG  
 Dec. 9 Sydney Means, Mercer  
 Dec. 15 Krista Stricklin, Samford  
 Dec. 22 Tianna Tarter, ETSU  
 Jan. 5 Lucy Mason, UNCG  
 Jan. 12 Kahlia Lawrence, Mercer  
 Jan. 19 Tianna Tarter, ETSU  
 Jan. 26 Whitney Bunn, Furman  
 Feb. 2 Jasmine Joyner, Chattanooga  
 Feb. 9 Jasmine Joyner, Chattanooga  
 Feb. 16 Jasmine Joyner, Chattanooga  
 Feb. 23 Queen Alford, Chattanooga  
 Feb. 29 Kahlia Lawrence, Mercer

## 2016-17

Nov. 15 Sherae Bonner, Western Carolina  
 Nov. 22 Kahlia Lawrence, Mercer  
 Nov. 29 Tianna Tarter, ETSU  
 Dec. 6 Tianna Tarter, ETSU  
 Dec. 13 Tianna Tarter, ETSU  
 Dec. 20 Chloe Wanink, Wofford  
 Jan. 3 Tianna Tarter, ETSU  
 Jan. 10 Jasmine Joyner, Chattanooga  
 Jan. 17 Kahlia Lawrence, Mercer  
 Jan. 24 Shamauria Bridges, ETSU  
 Jan. 31 Tianna Tarter, ETSU  
 Feb. 7 Raziyah Farrington, Western Carolina  
 Feb. 14 Jasmine Joyner, Chattanooga  
 Feb. 21 Jasmine Joyner, Chattanooga  
 Feb. 27 Kahlia Lawrence, Mercer

## 2017-18

Nov. 14 Sydney Means, Mercer  
 Nov. 21 Tianna Tarter, ETSU  
 Nov. 28 Keiana Gilbert, Chattanooga  
 Dec. 5 Erica Haynes-Overton, ETSU  
 Dec. 12 Ije Ajemba, UNCG  
 Dec. 19 Cierra Carter, Furman  
 Jan. 2 Kahlia Lawrence, Mercer  
 Jan. 9 KeKe Calloway, Mercer  
 Jan. 16 Ije Ajemba, UNCG  
 Jan. 23 Celena Taborn, Furman  
 Jan. 30 Tianna Tarter, ETSU  
 Feb. 6 Keiana Gilbert, Chattanooga  
 Feb. 13 Ije Ajemba, UNCG  
 Feb. 20 Erica Haynes-Overton, ETSU  
 Feb. 26 Kahlia Lawrence, Mercer

## 2018-19

Nov. 13 Chloe Wanink, Wofford  
 Nov. 20 KeKe Calloway, Mercer  
 Nov. 27 Jackie Carman, Wofford  
 Dec. 4 KeKe Calloway, Mercer  
 Dec. 11 Amanda Thompson, Mercer  
 Dec. 18 Nadine Soliman, UNCG  
 Dec. 24 Amanda Thompson, Mercer  
 Dec. 31 Amanda Thompson, Mercer  
 Jan. 8 Amanda Thompson, Mercer  
 Jan. 15 Chloe Wanink, Wofford  
 Jan. 22 Lakelyn Bouldin, Chattanooga  
 Jan. 29 Shannon Titus, Mercer  
 Feb. 6 Erica Haynes-Overton, ETSU  
 Feb. 12 Erica Haynes-Overton, ETSU  
 Feb. 19 Chloe Wanink, Wofford  
 Feb. 26 DaJa Green, Wofford  
 March 5 KeKe Calloway, Mercer

## 2019-20

- Nov. 12 Erica Haynes-Overton, ETSU
- Nov. 19 Jewel Smalls, Western Carolina
- Nov. 26 Nadine Soliman, UNCG
- Dec. 3 Jewel Smalls, Western Carolina
- Dec. 10 Tierra Hodges, Furman
- Dec. 17 Nadine Soliman, UNCG
- Dec. 24 Le'Jzae Davidson, Furman
- Jan. 7 Jaron Dougherty, Mercer
- Jan. 14 Tierra Hodges, Furman
- Jan. 21 Natalie Armstrong, Samford
- Jan. 28 Jaron Dougherty, Mercer
- Feb. 4 Eboni Williams, Chattanooga
- Feb. 11 Jaron Dougherty, Mercer
- Feb. 18 Nadine Soliman, UNCG
- Feb. 25 Sarah Myers, Samford
- March 2 Tierra Hodges, Furman

## 2020-21

- Dec. 1 Shauntai Battle, Samford
- Dec. 8 Tate Walters, Furman
- Dec. 15 Jaron Dougherty, Mercer
- Dec. 22 Eboni Williams, Chattanooga
- Jan. 5 Eboni Williams, Chattanooga
- Jan. 12 Annie Ramil, Samford
- Jan. 19 Amoria Neal-Tysor, Mercer
- Jan. 26 Abbey Cornelius, Chattanooga
- Feb. 2 Andrea Cournoyer, Samford
- Feb. 9 Annie Ramil, Samford
- Feb. 16 Andrea Cournoyer, Samford
- Feb. 23 Shannon Titus, Mercer
- March 1 Natalie Armstrong, Samford

## 2021-22

- Nov. 16 Jaron Dougherty, Mercer
- Nov. 23 Tierra Hodges, Furman
- Nov. 30 Tate Walters, Furman
- Dec. 7 Abbey Cornelius, Chattanooga
- Dec. 14 Jackie Carman, Wofford
- Dec. 21 Jaron Dougherty, Mercer
- Dec. 28 Sussy Ngulefac, Samford
- Jan. 4 Abbey Cornelius, Chattanooga
- Jan. 11 Jaron Dougherty, Mercer
- Jan. 18 Andrea Cournoyer, Samford
- Jan. 25 Tierra Hodges, Furman
- Feb. 1 Tierra Hodges, Furman
- Feb. 8 Amoria Neal-Tysor, Mercer
- Feb. 15 Jackie Carman, Wofford
- Feb. 22 Amoria Neal-Tysor, Mercer
- Feb. 28 Tierra Hodges, Furman

## Freshmen of the Week

### 2013-14

- Nov. 12 Ellen Riggins, Samford
- Nov. 19 Jennifer Rhodes, Elon
- Nov. 26 Lauren Brown, Elon
- Dec. 3 Ellen Riggins, Samford
- Dec. 10 Lenaira Ruffin, Elon
- Dec. 17 Whitney Bunn, Furman
- Dec. 31 Jennifer Rhodes, Elon
- Jan. 7 Hannah Nichols, Samford
- Jan. 14 Whitney Bunn, Furman
- Jan. 21 Hannah Nichols, Samford
- Jan. 28 Ellen Riggins, Samford
- Feb. 4 Kassidy Blevins, Samford
- Feb. 11 Bailey Williams, UNCG
- Feb. 18 Angel McGowan, Georgia Southern
- Feb. 25 Jennifer Rhodes, Elon
- March 4 Kassidy Blevins, Samford

### 2014-15

- Nov. 18 Shenae Bonner, Western Carolina
- Nov. 25 Keiana Gilbert, Chattanooga
- Dec. 2 Keiana Gilbert, Chattanooga
- Dec. 9 Destiney Elliott, Samford
- Dec. 16 Tianna Tarter, ETSU
- Dec. 23 Destiney Elliott, Samford
- Jan. 6 Tianna Tarter, ETSU
- Jan. 13 Tianna Tarter, ETSU
- Jan. 20 Kahlia Lawrence, Mercer
- Jan. 27 Ace Easter, Western Carolina
- Feb. 3 Kahlia Lawrence, Mercer
- Feb. 10 Alex Williams, Mercer
- Feb. 17 Kahlia Lawrence, Mercer
- Feb. 24 Kahlia Lawrence, Mercer
- March 3 Ace Easter, Western Carolina

## Players of the Month

### 2004-05

- December Tiffany Mayes, ETSU
- January Tiffany Mayes, ETSU
- February Katie Hamilton, Davidson

### 2005-06

- November Kitara McMoore, Elon
- December Alex Anderson, Chattanooga
- January Kitara McMoore, Elon
- February Kiki Conyers, Appalachian State

### 2006-07

- December Alex Anderson, Chattanooga
- January Alex Anderson, Chattanooga
- February Alex Anderson, Chattanooga
- March Brooke Hand, Chattanooga

### 2007-08

- November Brooke Johnson, Western Carolina
- December Alex Anderson, Chattanooga
- January Alex Anderson, Chattanooga
- February Alex Anderson, Chattanooga
- March Laura Hall, Chattanooga

### 2008-09

- November Shanara Hollinquest, Chattanooga
- December Alex Thompson, Davidson
- January Shanara Hollinquest, Chattanooga
- February Emily London, Samford

### 2009-10

- November Shanara Hollinquest, Chattanooga
- December Shanara Hollinquest, Chattanooga
- January Emily London, Samford
- February Sam Ramirez, Appalachian State

### 2010-11

- November Sam Ramirez, Appalachian State
- December Monique Floyd, UNCG
- January Whitney Hood, Chattanooga
- February Emily London, Samford

### 2011-12

- November Sophia Aleksandravicius, Davidson
- December Anna Freeman, Appalachian State
- January Sophia Aleksandravicius, Davidson
- February Anna Freeman, Appalachian State

### 2012-13

- November Courtney Freeman, Appalachian St.
- December Ashlen Dewart, Chattanooga
- January Sophia Aleksandravicius, Davidson
- February Sophia Aleksandravicius, Davidson

### 2013-14

- November Janae Stevenson, UNCG
- December Laura Murray, Davidson
- January Maryah Sydnor, Appalachian State
- February Maryah Sydnor, Appalachian State

### 2014-15

- November Precious Bridges, Mercer
- December Precious Bridges, Mercer
- January Precious Bridges, Mercer
- February Precious Bridges, Mercer

### 2015-16

- November Lucy Mason, UNCG
- December Lucy Mason, UNCG
- January Jasmine Joyner, Chattanooga
- February Kahlia Lawrence, Mercer

### 2016-17

- November Kahlia Lawrence, Mercer
- December Tianna Tarter, ETSU
- January Jasmine Joyner, Chattanooga
- February Jasmine Joyner, Chattanooga

### 2018-19

- November KeKe Calloway, Mercer
- December Amanda Thompson, Mercer
- January Amanda Thompson, Mercer
- February Amanda Thompson, Mercer

### 2019-20

- November Jewel Smalls, Western Carolina
- December Tierra Hodges, Furman
- January Natalie Armstrong, Samford
- February Shannon Titus, Mercer

### 2020-21

- December Jaron Dougherty, Mercer
- January Andrea Cournoyer, Samford
- February Shannon Titus, Mercer

### 2021-22

- December Tierra Hodges, Furman
- January Tierra Hodges, Furman
- February Amoria Neal-Tysor, Mercer



*Chattanooga's Alex Anderson earned six of a possible nine player-of-the-month awards over a two-season span (2006-07 to 2007-08).*

# SOCON IN POSTSEASON PLAY



## NCAA Championship

1989

**East Regional First Round (March 15; Tacoma, Wash.)**  
No. 5 Georgia 90, No. 12 Chattanooga 69

1990

**East Regional First Round (March 14; College Park, Md.)**  
No. 6 Maryland 100, No. 11 Appalachian State 71

1991

**East Regional First Round (March 13; Tallahassee, Fla.)**  
No. 5 Florida State 96, No. 12 Appalachian State 57

1992

**East Regional First Round (March 18; Los Angeles, Calif.)**  
No. 5 Clemson 76, No. 12 Chattanooga 72

1993

**Midwest Regional First Round (March 17; Tuscaloosa, Ala.)**  
No. 5 Alabama 102, No. 12 Georgia Southern 70

1994

**East Regional First Round (March 16; Chapel Hill, N.C.)**  
No. 3 North Carolina 101, No. 14 Georgia Southern 53

1995

**East Regional First Round (March 16; Ruston, La.)**  
No. 4 Louisiana Tech 90, No. 13 Furman 52

1996

**West Regional First Round (March 15; Tuscaloosa, Ala.)**  
No. 4 Alabama 95, No. 13 Appalachian State 66

1997

**Midwest Regional First Round (March 14; Boulder, Colo.)**  
No. 2 Colorado 69, No. 15 Marshall 49

1998

**Midwest Regional First Round (March 13; Tuscaloosa, Ala.)**  
No. 2 Alabama 94, No. 15 UNCG 46

1999

**South Regional First Round (March 13; Knoxville, Tenn.)**  
No. 1 Tennessee 113, No. 16 Appalachian State 54

2000

**Midwest Regional First Round (March 18; Knoxville, Tenn.)**  
No. 1 Tennessee 90, No. 16 Furman 38

2001

**Midwest Regional First Round (March 16; Cincinnati, Ohio)**  
No. 5 Clemson 51, No. 12 Chattanooga 49

2002

**Midwest Regional First Round (March 15; State College, Pa.)**  
No. 4 Penn State 82, No. 13 Chattanooga 67

2003

**First Round (March 23; State College, Pa.)**  
No. 5 South Carolina 68, No. 12 Chattanooga 54

2004

**First Round (March 20; Chattanooga, Tenn.)**  
No. 10 Chattanooga 74, No. 7 Rutgers 69

**Second Round (March 22; Chattanooga, Tenn.)**  
No. 2 Vanderbilt 60, No. 10 Chattanooga 44

2005

**First Round (March 20; Knoxville, Tenn.)**  
No. 1 Tennessee 94, No. 16 Western Carolina 43

2006

**First Round (March 18; Rosemont, Ill.)**  
No. 5 Kentucky 69, No. 12 Chattanooga 59

2007

**First Round (March 18; Raleigh, N.C.)**  
No. 5 Baylor 68, No. 12 Chattanooga 55



*A two-time SoCon Player of the Year, Chattanooga's Katasha Brown helped the Mocs to three NCAA appearances and one WNIT appearance in her career (2002-06). Chattanooga downed Rutgers in the first round of the 2004 NCAA tournament for the SoCon's first win in NCAA tournament play.*

2008

**First Round (March 23; Bridgeport, Conn.)**  
No. 5 Kansas State 69, No. 12 Chattanooga 59

2009

**First Round (March 21; Albuquerque, N.M.)**  
No. 4 Vanderbilt 73, No. 13 Western Carolina 41

2010

**First Round (March 20; Tempe, Ariz.)**  
No. 4 Oklahoma State 70, No. 13 Chattanooga 63

2011

**First Round (March 20; Auburn, Ala.)**  
No. 3 Florida State 76, No. 14 Samford 46

2012

**First Round (March 18; Nashville, Tenn.)**  
No. 2 Duke 82, No. 15 Samford 47

2013

**First Round (March 23; College Station, Texas)**  
No. 6 Nebraska 73, No. 11 Chattanooga 59

2014

**First Round (March 22; Lexington, Ky.)**  
No. 6 Syracuse 59, No. 11 Chattanooga 53

2015

**First Round (March 21; Knoxville, Tenn.)**  
No. 10 Pittsburgh 51, No. 7 Chattanooga 40

2016

**First Round (March 18; Starkville, Miss.)**  
No. 5 Mississippi State 60, No. 12 Chattanooga 50

2017

**First Round (March 18; Louisville, Ky.)**  
No. 4 Louisville 82, No. 13 Chattanooga 62

2018

**First Round (March 17; Athens, Ga.)**  
No. 4 Georgia 68, No. 13 Mercer 63

2019

**First Round (March 22; Iowa City, Iowa)**  
No. 2 Iowa 66, No. 15 Mercer 61

2021

**First Round (March 21; San Antonio, Texas)**  
No. 1 South Carolina 79, No. 16 Mercer 53

2022

**First Round (March 19; Storrs, Conn.)**  
No. 2 Connecticut 83, No. 15 Mercer 38



# SOCON IN POSTSEASON PLAY

## NWIT

1984

**Quarterfinals (March 6; Amarillo, Texas)**  
Chattanooga 84, Oklahoma 78

**Semifinals (March 7; Amarillo, Texas)**  
Chattanooga 70, Clemson 66

**Championship (March 8; Amarillo, Texas)**  
Vanderbilt 67, Chattanooga 66

1987

**First Round (March 19; Amarillo, Texas)**  
California 109, Appalachian State 99

**Consolation (March 20; Amarillo, Texas)**  
Stephen F. Austin 81, Appalachian State 80

**Consolation (March 21; Amarillo, Texas)**  
DePaul 88, Appalachian State 82

1995

**First Round (March 23; Amarillo, Texas)**  
Texas A&M 71, ETSU 10

**Consolation (March 24; Amarillo, Texas)**  
ETSU 79, VCU 65

**Consolation (March 25; Amarillo, Texas)**  
Clemson 107, ETSU 66

## WNIT

2000

**First Round (March 16; Chattanooga, Tenn.)**  
Chattanooga 70, Alabama 68

**Second Round (March 18; Chattanooga, Tenn.)**  
Georgia Tech 81, Chattanooga 74

2002

**First Round (March 13; Blacksburg, Va.)**  
Virginia Tech 51, UNCG 45

2005

**First Round (March 18; Chattanooga, Tenn.)**  
Chattanooga 50, Villanova 40

**Second Round (March 20; Lexington, Ky.)**  
Kentucky 91, Chattanooga 54

2007

**First Round (March 15; Cullowhee, N.C.)**  
Western Carolina 91, ETSU 63

**First Round (March 15; Birmingham, Ala.)**  
UAB 81, Davidson 77

**Second Round (March 17; Blacksburg, Va.)**  
Virginia Tech 74, Western Carolina 64

2008

**First Round (March 19; Murfreesboro, Tenn.)**  
Middle Tennessee State 104, Western Carolina 29

2009

**First Round (March 19; Lexington, Ky.)**  
Kentucky 81, Chattanooga 76

2010

**First Round (March 18; Birmingham, Ala.)**  
Samford 66, Ole Miss 65

**Second Round (March 21; Springfield, Mo.)**  
Missouri State 75, Samford 54

2011

**First Round (March 16; Columbia, S.C.)**  
South Carolina 67, Appalachian State 54

2012

**First Round (March 15; Wilmington, N.C.)**  
Appalachian State 79, UNCW 73

**First Round (March 15; Harrisonburg, Va.)**  
James Madison 64, Davidson 49

**First Round (March 15; Memphis, Tenn.)**  
Memphis 60, Chattanooga 59

**Second Round (March 17; Raleigh, N.C.)**  
Appalachian State 66, NC State 62

**Third Round (March 22; Charlottesville, Va.)**  
Virginia 74, Appalachian State 58

2013

**First Round (March 21; Norfolk, Va.)**  
Davidson 82, Old Dominion 73

**First Round (March 21; Charlotte, N.C.)**  
Charlotte 79, Appalachian State 61

**Second Round (March 24; Charlotte, N.C.)**  
Charlotte 72, Davidson 60

2014

**First Round (March 20; Auburn, Ala.)**  
Auburn 78, Furman 64

2015

**First Round (March 19; Johnson City, Tenn.)**  
NC State 73, ETSU 58

2016

**First Round (March 17; Atlanta, Ga.)**  
Georgia Tech 73, Mercer 56

2017

**First Round (March 16; Tuscaloosa, Ala.)**  
Alabama 81, Mercer 57

2018

**First Round (March 15; Harrisonburg, Va.)**  
James Madison 60, ETSU 52

**First Round (March 15; Birmingham, Ala.)**  
UAB 60, Chattanooga 50

2019

**First Round (March 21; Blacksburg, Va.)**  
Virginia Tech 92, Furman 65

2021

**First Round (March 19; Collierville, Tenn.)**  
Ole Miss 64, Samford 45

**Second Round (March 20; Collierville, Tenn.)**  
Illinois State 68, Samford 62

2022

**First Round (March 17; Murfreesboro, Tenn.)**  
Middle Tennessee 86, Wofford 56

## Women's Basketball Invitational

2010

**East Region**  
**First Round (March 17; Morehead, Ky.)**  
No. 2 College of Charleston 67, No. 7 Morehead State 59  
**First Round (March 18; Charleston, S.C.)**  
No. 1 Appalachian State 62, No. 8 Charleston Southern 47

**Quarterfinals (March 21; Boone, N.C.)**  
No. 1 Appalachian State 59, No. 5 Fairfield 36  
**Quarterfinals (March 21; Charleston, S.C.)**  
No. 2 College of Charleston 76, No. 6 Bradley 66

**Semifinals (March 25; Boone, N.C.)**

No. 1 Appalachian State 77, No. 2 College of Charleston 58

**Championship (March 28; Boone, N.C.)**  
No. 1 Appalachian State 79, No. 1 Memphis 71

2011

**East Region**  
**First Round (March 17; Elon, N.C.)**  
No. 3 Elon 103, No. 6 USC Upstate 72

**Second Round (March 20; Elon, N.C.)**  
No. 2 UAB 59, No. 3 Elon 50

2013

**East Region**  
**First Round (March 20; Highland Heights, Ky.)**  
No. 5 College of Charleston 72, No. 4 Northern Kentucky 70

**Second Round (March 24; Detroit, Mich.)**  
No. 1 Detroit 79, No. 5 College of Charleston 67

**West Region**

**First Round (March 20; Elon, N.C.)**  
No. 4 Elon 68, No. 5 Eastern Kentucky 61

**Second Round (March 23; Elon, N.C.)**  
No. 8 McNeese State 66, No. 4 Elon 58

2015

**East Region**  
**First Round (Macon, Ga.)**  
No. 4 Mercer 83, No. 5 Troy 68

**Quarterfinals (Macon, Ga.)**  
No. 4 Mercer 73, No. 8 Marshall 71

**Semifinals (Loudonville, N.Y.)**  
No. 3 Siena 65, No. 4 Mercer 54

**West Region**

**First Round (Lake Charles, La.)**  
No. 6 McNeese State 87, No. 3 Furman 70

2017

**East Region**  
**First Round (Charleston, S.C.)**  
UNCG 45, Charleston Southern 37

**Quarterfinals (Greensboro, N.C.)**  
UNCG 87, Brown 84

**Semifinals (Greensboro, N.C.)**  
UNCG 59, Milwaukee 49

**Championship (Houston, Texas)**  
Rice 74, UNCG 62

2018

**East Region**  
**First Round (Asheville, N.C.)**  
Furman 65, UNC Asheville 64

**Quarterfinals (Mobile, Ala.)**  
South Alabama 54, Furman 53

2022

**East Region**  
**First Round (Lexington, Ky.)**  
Bowling Green 82, Furman 61

**Second Round (Lexington, Ky.)**  
Austin Peay 73, Furman 59

**Third Round (Lexington, Ky.)**  
Furman 69, Northeastern 61

#SoConHoops

# POSTSEASON HISTORY BY SCHOOL



## ETSU

### NCAA Championship (0-3)

3/22/08	No. 3 Oklahoma State	L	73-85	First Round
3/22/09	No. 4 Iowa State	L	53-85	First Round
3/21/10	No. 3 Xavier	L	82-94	First Round

### WNIT (0-3)

3/15/07	at Western Carolina	L	63-91	First Round
3/19/15	NC State	L	58-73	First Round
3/15/18	at James Madison	L	52-60	First Round

## Furman

### NCAA Championship (0-2)

3/16/95	No. 4 Louisiana Tech	L	52-90	East Regional
3/18/00	No. 1 Tennessee	L	38-90	Mideast Regional

### WNIT (0-2)

3/20/14	at Auburn	L	64-78	First Round
3/21/19	at Virginia Tech	L	65-92	First Round

### Women's Basketball Invitational (2-4)

3/19/15	at McNeese State	L	70-87	First Round
3/15/18	at UNC Asheville	W	65-64	First Round
3/18/18	at South Alabama	L	53-54	Quarterfinals
3/18/22	at Bowling Green	L	61-82	First Round
3/19/22	vs. Austin Peay	L	59-73	Second Round
3/20/22	vs. Northeastern	W	69-61	Third Round

## Mercer

### NCAA Championship (0-4)

3/17/18	at Georgia	L	63-68	First Round
3/22/19	at Iowa	L	61-66	First Round
3/21/21	vs. South Carolina	L	53-79	First Round
3/19/22	at Connecticut	L	38-83	First Round

### Women's Basketball Invitational (2-2)

3/21/13	McNeese State	L	70-82	First Round
3/19/15	Troy	W	83-68	First Round
3/22/15	Marshall	W	73-71	Quarterfinals
3/25/15	at Siena	L	54-65	Semifinals

### WNIT (0-2)

3/17/16	at Georgia Tech	L	56-73	First Round
3/16/17	at Alabama	L	57-81	First Round

## UNCG

### NCAA Championship (0-1)

3/13/98	No. 2 Alabama	L	46-94	Midwest Regional
---------	---------------	---	-------	------------------

### WNIT (0-1)

3/13/02	at Virginia Tech	L	45-51	First Round
---------	------------------	---	-------	-------------

### Women's Basketball Invitational (3-1)

3/16/17	at Charleston Southern	W	45-37	First Round
3/19/17	Brown	W	87-84	Quarterfinals
3/23/17	Milwaukee	W	59-49	Semifinals
3/26/17	at Rice	L	62-74	Final

## Samford

### NCAA Championship (0-2)

3/20/11	No. 3 Florida State	L	46-76	First Round
3/18/12	No. 2 Duke	L	42-82	First Round

### WNIT (1-3)

3/18/10	Mississippi	W	66-65	First Round
3/21/10	at Missouri State	L	54-75	Second Round
3/19/21	vs. Ole Miss	L	45-64	First Round
3/20/21	vs. Illinois State	L	62-68	Consolation Round

## Chattanooga

### NCAA Championship (1-15)

3/15/89	No. 5 Georgia	L	69-90	East Regional
3/18/92	No. 5 Clemson	L	72-76	East Regional

3/16/01	No. 5 Clemson	L	49-51	Midwest Regional
3/15/02	No. 4 Penn State	L	67-82	Mideast Regional
3/23/03	No. 5 South Carolina	L	54-68	East Regional
3/20/04	No. 7 Rutgers	W	74-69	First Round
3/22/04	No. 2 Vanderbilt	L	44-60	Second Round
3/18/06	No. 5 Kentucky	L	59-69	First Round
3/18/07	No. 5 Baylor	L	55-68	First Round
3/23/08	No. 5 Kansas State	L	59-69	First Round
3/20/10	No. 4 Oklahoma State	L	63-70	First Round
3/23/13	No. 6 Nebraska	L	59-73	First Round
3/22/14	No. 6 Syracuse	L	53-59	First Round
3/21/15	No. 10 Pittsburgh	L	40-51	First Round
3/18/16	No. 5 Mississippi State	L	50-60	First Round
3/18/17	at No. 4 Louisville	L	62-82	First Round

### WNIT (2-5)

3/16/00	Alabama	W	70-68	First Round
3/18/00	Georgia Tech	L	74-81	Second Round
3/18/05	Villanova	W	50-40	First Round
3/20/05	Kentucky	L	54-91	Second Round
3/19/09	Kentucky	L	76-81 (OT)	First Round
3/15/12	Memphis	L	59-60	First Round
3/15/18	at UAB	L	50-60	First Round

## Western Carolina

### NCAA Championship (0-2)

3/20/05	No. 1 Tennessee	L	43-94	First Round
3/21/09	No. 4 Vanderbilt	L	44-73	First Round

### WNIT (1-2)

3/16/07	ETSU	W	91-63	First Round
3/18/07	at Virginia Tech	L	64-74	Second Round
3/19/08	at Middle Tennessee	L	69-104	First Round

## Wofford

### WNIT (0-1)

3/17/22	at Middle Tennessee	L	56-86	First Round
---------	---------------------	---	-------	-------------



Chattanooga's Alex Anderson made three appearances in the NCAA Championship in her four-year Mocs career (2004-08), averaging 14.0 points and 8.7 rebounds in three first-round games.

## SOUTHERN CONFERENCE CHAMPIONS

Year	Regular-season	Tournament	Year	Regular-season	Tournament
1983-84	Chattanooga	Chattanooga	2002-03	Chattanooga	Chattanooga
1984-85	Chattanooga, Marshall	Chattanooga	2003-04	Chattanooga	Chattanooga
1985-86	Chattanooga, Marshall	Chattanooga	2004-05	Chattanooga	Western Carolina
1986-87	Appalachian State, Marshall	Appalachian State	2005-06	Chattanooga	Chattanooga
1987-88	Appalachian State, Marshall	Appalachian State	2006-07	Chattanooga, Western Carolina	Chattanooga
1988-89	Appalachian State, Marshall	Chattanooga	2007-08	Chattanooga	Chattanooga
1989-90	Furman	Appalachian State	2008-09	Chattanooga	Western Carolina
1990-91	Chattanooga	Appalachian State	2009-10	Chattanooga	Western Carolina
1991-92	Chattanooga, Furman	Chattanooga	2010-11	Appalachian State	Samford
1992-93	Furman	Georgia Southern	2011-12	Appalachian State, Davidson	Samford
1993-94	Georgia Southern	Georgia Southern	2012-13	Chattanooga	Chattanooga
1994-95	ETSU	Furman	2013-14	Chattanooga	Chattanooga
1995-96	Appalachian State	Appalachian State	2014-15	Chattanooga	Chattanooga
1996-97	Furman	Marshall	2015-16	Mercer, Chattanooga	Chattanooga
1997-98	Georgia Southern	UNCG	2016-17	Mercer, Chattanooga	Chattanooga
1998-99	UNCG	Appalachian State	2017-18	Mercer	Mercer
1999-00	Chattanooga	Furman	2018-19	Mercer	Mercer
2000-01	Chattanooga, Georgia Southern	Chattanooga	2019-20	UNCG, Samford, Chattanooga	Samford
2001-02	Chattanooga, UNCG	Chattanooga	2020-21	Samford	Mercer
			2021-22	Mercer	Mercer

1983-84	CONF		ALL			
	W	L	W	L	Pts.	Opp.
Chattanooga	7	1	26	5	2,283	1,962
ETSU	6	2	18	9	1,810	1,655
Marshall	5	3	18	10	2,149	1,875
Western Carolina	2	6	10	16	1,733	1,660
Appalachian State	0	8	6	22	1,807	2,058
Furman	0	0	14	13	1,869	1,863
Davidson	0	0	0	25	915	2,342

1984-85	CONF		ALL			
	W	L	W	L	Pts.	Opp.
Marshall	9	1	19	10	2,392	2,156
Chattanooga	9	1	16	13	2,050	2,189
Appalachian State	5	5	16	12	2,148	1,913
ETSU	5	5	13	14	1,843	1,797
Furman	1	9	7	18	1,670	1,914
Western Carolina	1	9	7	19	1,636	2,033
Davidson	0	0	3	18	1,113	1,740

1985-86	CONF		ALL			
	W	L	W	L	Pts.	Opp.
Marshall	8	2	18	11	2,158	2,043
Chattanooga	8	2	19	10	2,146	2,131
Appalachian State	5	5	16	13	2,169	1,993
ETSU	5	5	13	15	1,941	1,953
Furman	2	8	13	14	2,022	2,031
Western Carolina	2	8	8	18	1,637	1,887
Davidson	0	0	10	8	1,177	1,093

1986-87	CONF		ALL			
	W	L	W	L	Pts.	Opp.
Appalachian State	9	1	24	7	2,543	2,164
Marshall	9	1	24	5	2,152	1,802
ETSU	4	6	9	17	1,882	1,986
Western Carolina	4	6	11	15	1,589	1,734
Chattanooga	3	7	7	20	1,843	2,084
Furman	1	9	8	20	1,869	2,094

1987-88	CONF		ALL			
	W	L	W	L	Pts.	Opp.
Appalachian State	8	2	24	4	2,343	1,889
Marshall	8	2	18	10	1,980	1,801
Chattanooga	6	4	19	9	2,138	1,973
Furman	4	6	17	12	2,204	2,121
Western Carolina	3	7	11	16	1,772	1,926
ETSU	1	9	7	18	1,814	1,950

1988-89	CONF		ALL			
	W	L	W	L	Pts.	Opp.
Appalachian State	9	1	19	8	2,137	1,954
Marshall	9	1	18	10	1,852	1,779
Chattanooga	5	5	19	12	2,363	2,214
Furman	3	7	19	10	2,233	2,048

ETSU	2	8	7	19	1,822	1,948
Western Carolina	2	8	13	15	1,915	2,004

1989-90	CONF		ALL			
	W	L	W	L	Pts.	Opp.
Furman	8	2	20	9	2,440	2,093
Appalachian State	7	3	20	9	2,152	2,060
Chattanooga	6	4	16	13	2,222	2,208
ETSU	5	5	15	13	2,080	2,048
Marshall	4	6	10	18	2,055	2,084
Western Carolina	0	10	8	19	1,841	2,000

1990-91	CONF		ALL			
	W	L	W	L	Pts.	Opp.
Chattanooga	8	2	20	8	2,207	1,964
Marshall	7	3	20	8	1,920	1,659
ETSU	6	4	15	13	2,087	2,179
Appalachian State	5	5	19	14	2,521	2,519
Furman	4	6	14	14	2,318	2,171
Western Carolina	0	10	4	23	1,785	2,255

1991-92	CONF		ALL			
	W	L	W	L	Pts.	Opp.
Furman	8	2	17	9	1,923	1,923
Chattanooga	8	2	18	12	2,156	2,156
Marshall	6	4	15	13	1,831	1,831
Appalachian State	5	5	9	18	2,221	2,221
ETSU	2	8	7	19	2,071	2,071
Western Carolina	1	9	6	22	2,151	2,151
Georgia Southern	0	0	14	16	2,401	2,401

1992-93	CONF		ALL			
	W	L	W	L	Pts.	Opp.
Furman	10	2	17	11	2,170	2,048
Chattanooga	9	3	15	13	2,071	2,018
Georgia Southern	9	3	21	9	2,213	1,917
Marshall	5	7	15	13	1,925	1,918
Appalachian State	4	8	10	17	2,083	2,102
ETSU	4	8	7	18	1,813	2,079
Western Carolina	1	11	7	20	1,804	2,038
Davidson	0	0	9	13	1,329	1,453

1993-94	CONF		ALL			
	W	L	W	L	Pts.	Opp.
Georgia Southern	11	2	21	9	2,266	2,113
Appalachian State	10	3	20	8	2,220	1,927
Furman	9	4	14	14	2,144	2,030
Chattanooga	7	6	15	13	2,015	1,974
Marshall	6	7	12	15	1,895	1,997
ETSU	5	8	12	14	2,016	1,982
Western Carolina	1	12	5	22	1,657	2,279
Davidson	0	7	5	21	1,672	1,941

1994-95	CONF		ALL			
	W	L	W	L	Pts.	Opp.
ETSU	11	3	21	9	2,432	2,266
Georgia Southern	10	4	16	12	2,224	2,049
Furman	10	4	18	12	2,275	2,198
Appalachian State	9	5	19	9	2,150	1,905
Marshall	6	8	14	13	1,936	2,037
Chattanooga	6	8	10	17	1,758	1,839
Western Carolina	4	10	9	18	1,954	2,157
Davidson	0	14	4	23	1,773	2,003

1995-96	CONF		ALL			
	W	L	W	L	Pts.	Opp.
Appalachian State	14	0	24	6	2,418	2,129
Marshall	9	5	15	14	2,193	2,109
Georgia Southern	7	7	15	13	2,213	2,266
Davidson	7	7	14	12	1,875	1,772
Chattanooga	6	8	12	15	1,717	1,864
Furman	6	8	10	17	1,759	1,897
Western Carolina	4	10	9	18	1,822	1,953
ETSU	3	11	9	17	1,963	2,016



**Furman's Rushia Brown (1989-94) helped the Paladins to three regular-season SoCon titles during her career.**

#SoConHoops



# YEAR-BY-YEAR STANDINGS



	CONF		ALL		Pts.	Opp.
	W	L	W	L		
Furman	10	4	19	8	1,948	1,845
Marshall	9	5	18	12	2,280	2,226
Appalachian State	8	6	16	12	2,031	1,902
Georgia Southern	8	6	16	13	2,087	2,100
Davidson	7	7	15	11	1,881	1,761
Chattanooga	6	8	12	15	1,778	1,819
Western Carolina	5	9	11	16	1,827	1,937
ETSU	3	11	11	17	1,952	2,100

	CONF		ALL		Pts.	Opp.
	W	L	W	L		
Georgia Southern	13	3	18	11	2,230	2,192
UNCG	12	4	21	9	2,201	2,048
Davidson	12	4	18	9	2,037	1,872
Furman	11	5	16	13	2,092	2,145
ETSU	8	8	11	15	1,970	1,930
Appalachian State	8	8	9	17	1,594	1,784
Western Carolina	4	12	7	20	1,491	2,037
Chattanooga	3	13	8	19	1,699	1,846
Wofford	1	15	5	23	1,969	2,134

	CONF		ALL		Pts.	Opp.
	W	L	W	L		
UNCG	14	4	20	8	2,071	1,846
ETSU	12	5	16	12	2,018	1,990
Georgia Southern	12	6	13	14	2,020	2,051
Davidson	11	7	18	10	2,139	2,012
Furman	10	8	13	14	1,821	1,909
Appalachian State	7	10	14	15	2,118	2,181
Western Carolina	8	10	10	17	1,820	2,006
Chattanooga	8	10	10	17	1,897	2,007
Wofford	4	14	9	19	1,908	2,107
College of Charleston	3	15	6	21	1,696	1,862

	CONF		ALL		Pts.	Opp.
	W	L	W	L		
Chattanooga	17	1	26	5	2,284	1,904
Furman	13	5	20	11	2,184	2,016
ETSU	12	6	15	12	1,930	1,883
UNCG	11	7	18	11	1,995	1,882
Appalachian State	9	9	13	15	1,964	2,068
Georgia Southern	9	9	10	18	1,994	2,130
Davidson	8	10	10	17	1,779	1,882
Western Carolina	6	12	11	17	1,852	1,939
Wofford	4	14	10	18	1,732	1,872
College of Charleston	1	17	4	23	1,426	1,952

	CONF		ALL		Pts.	Opp.
	W	L	W	L		
Chattanooga	15	3	24	7	2,331	1,931
Georgia Southern	15	3	22	7	2,157	1,928
UNCG	14	4	22	8	2,078	1,791
Furman	12	6	19	10	2,042	1,857
Western Carolina	7	11	13	15	1,991	1,983
ETSU	7	11	7	21	1,894	2,195
College of Charleston	7	11	11	17	1,839	1,970
Wofford	6	12	11	18	1,921	1,979
Davidson	4	14	9	19	1,766	2,018
Appalachian State	3	15	6	23	1,973	2,279

	CONF		ALL		Pts.	Opp.
	W	L	W	L		
Chattanooga	14	4	23	8	2,331	1,931
UNCG	14	4	21	10	2,078	1,791
Furman	11	7	17	12	2,042	1,857
Georgia Southern	10	8	13	14	2,157	1,928
Western Carolina	9	9	17	11	1,991	1,983
Wofford	9	9	16	13	1,921	1,979
College of Charleston	7	11	14	14	1,839	1,970
Davidson	6	12	10	18	1,766	2,018
ETSU	5	13	10	18	1,894	2,195
Appalachian State	5	13	10	19	1,973	2,279



Jacinda Lambert helped guide UNCG to a share of the regular-season championship in 2001-02.

	CONF		ALL		Pts.	Opp.
	W	L	W	L		
Chattanooga	16	2	26	5	2,262	1,874
Western Carolina	14	4	21	7	1,913	1,786
Georgia Southern	12	6	20	10	2,054	1,895
Furman	11	7	16	13	1,940	1,835
UNCG	10	8	14	13	1,698	1,727
Appalachian State	8	10	9	19	1,862	2,001
Davidson	8	10	15	15	1,986	1,966
ETSU	6	12	9	19	1,876	2,147
College of Charleston	4	14	10	19	1,948	2,010
Wofford	1	17	4	24	1,679	2,120

	CONF		ALL		Pts.	Opp.
	W	L	W	L		
Chattanooga	20	0	29	3	2,330	1,853
Furman	14	6	18	11	1,981	1,721
Davidson	13	7	16	12	1,796	1,730
ETSU	13	7	13	14	1,764	1,838
Elon	12	8	17	12	1,809	1,891
Western Carolina	10	10	14	17	1,966	1,984
UNCG	9	11	9	19	1,654	1,810
Georgia Southern	9	11	15	14	1,692	1,757
Appalachian State	6	14	7	21	1,851	2,006
College of Charleston	4	16	7	22	1,732	2,049
Wofford	0	20	0	28	1,560	2,091

	CONF		ALL		Pts.	Opp.
	W	L	W	L		
Chattanooga	19	1	24	4	2,020	1,639
Davidson	14	6	18	11	1,943	1,803
Furman	13	7	18	10	1,854	1,753
UNCG	11	9	14	14	1,737	1,756
Georgia Southern	11	9	16	14	1,940	1,972
Western Carolina	10	10	18	13	2,221	2,240
College of Charleston	10	10	15	14	1,683	1,769
ETSU	9	11	13	17	1,995	1,989
Appalachian State	8	12	11	17	1,772	1,777
Elon	3	17	4	24	1,467	1,803
Wofford	2	18	4	24	1,672	2,004

	CONF		ALL		Pts.	Opp.
	W	L	W	L		
Chattanooga	18	0	27	4	2,328	1,905

UNCG	12	6	18	12	2,023	1,924
Davidson	12	6	17	12	1,918	1,827
Appalachian State	11	7	15	13	1,878	1,961
Western Carolina	8	10	9	20	1,990	2,087
Elon	7	11	12	16	1,550	1,580
College of Charleston	7	11	11	17	1,652	1,813
Georgia Southern	7	11	11	18	1,870	2,030
Furman	5	13	10	20	1,838	2,041
Wofford	3	15	7	21	1,718	1,942

	CONF		ALL		Pts.	Opp.
	W	L	W	L		
Western Carolina	15	3	24	10	2,358	2,239
Chattanooga	15	3	25	8	2,379	2,109
Davidson	13	5	23	9	2,260	1,964
UNCG	13	5	20	10	1,990	1,912
Georgia Southern	7	11	13	18	1,953	2,073
Wofford	7	11	13	16	1,748	1,878
Appalachian State	6	12	13	18	2,093	2,111
College of Charleston	5	13	10	20	1,723	1,795
Furman	5	13	11	20	1,748	1,899
Elon	4	14	10	20	1,565	1,810

	CONF		ALL		Pts.	Opp.
	W	L	W	L		
Chattanooga	18	0	29	4	2,297	1,866
Western Carolina	15	3	25	9	2,518	2,275
Davidson	13	5	19	11	1,949	1,868
Georgia Southern	13	5	17	13	1,841	1,847
College of Charleston	9	9	14	16	1,718	1,765
Elon	6	12	12	20	1,908	1,929
Furman	5	13	10	20	1,820	1,975
Appalachian State	5	13	8	22	1,887	2,160
UNCG	4	14	7	24	1,647	1,993
Wofford	2	16	10	21	1,890	2,099

	CONF		ALL		Pts.	Opp.
	W	L	W	L		
Chattanooga	17	3	22	10	2,226	1,862
Samford	16	4	22	7	1,766	1,542
College of Charleston	14	6	23	8	2,013	1,858
Western Carolina	14	6	21	12	2,255	2,143
Georgia Southern	11	9	16	14	1,774	1,772
Davidson	11	9	12	18	1,961	2,043
UNCG	9	11	13	18	1,780	1,857
Appalachian State	7	13	9	22	1,840	2,151
Furman	6	14	12	18	1,862	1,955
Wofford	3	17	5	24	1,810	2,063
Elon	2	18	5	26	1,733	2,108

	CONF		ALL		Pts.	Opp.
	W	L	W	L		
Chattanooga	16	4	24	9	2,216	2,042
Samford	14	6	23	11	2,151	1,975
Appalachian State	14	6	23	12	2,336	2,191
College of Charleston	13	7	21	12	2,078	2,011
Georgia Southern	13	7	19	12	1,841	1,752
Davidson	12	8	14	15	1,921	1,919
Elon	6	14	12	19	2,000	2,043
UNCG	6	14	10	20	1,748	1,941
Wofford	6	14	8	21	1,759	2,014
Western Carolina	6	14	7	23	1,765	1,919
Furman	4	16	7	24	1,730	1,961

	CONF		ALL		Pts.	Opp.
	W	L	W	L		
Appalachian State	17	3	25	7	2,338	1,968
Samford	15	5	25	8	2,098	1,864
Chattanooga	13	7	17	14	2,071	2,037
Elon	12	8	20	13	2,247	2,120
Furman	10	10	14	16	1,866	1,921
UNCG	10	10	13	16	1,769	1,841
Georgia Southern	9	11	12	18	1,753	1,828
Davidson	8	12	14	17	1,913	1,878
College of Charleston	7	13	10	20	1,566	1,819
Western Carolina	6	14	9	22	1,699	1,950
Wofford	3	17	8	22	1,822	2,122

SoCONSPORTS.COM

2011-12	CONF		ALL		Pts.	Opp.
	W	L	W	L		
Appalachian State	17	3	27	7	2,266	1,977
Davidson	17	3	22	10	1,962	1,733
Chattanooga	16	4	22	10	1,988	1,829
Samford	12	8	20	13	1,978	1,897
Elon	12	8	20	13	1,887	1,901
Furman	10	10	15	16	1,893	1,982
Western Carolina	8	12	14	17	1,629	1,751
College of Charleston	6	14	7	23	1,421	1,713
Wofford	5	15	13	18	1,836	1,884
Georgia Southern	4	16	8	22	1,553	1,772
UNCG	3	17	4	25	1,438	1,844

2012-13	CONF		ALL		Pts.	Opp.
	W	L	W	L		
Chattanooga	19	1	29	4	2,262	1,811
Davidson	16	4	22	13	2,195	2,005
Elon	14	6	19	14	2,168	2,101
Appalachian State	13	7	20	11	2,131	1,839
College of Charleston	11	9	16	16	1,995	2,026
Samford	11	9	15	16	1,670	1,685
Furman	8	12	12	18	1,790	2,036
Georgia Southern	6	14	8	23	1,652	1,951
Western Carolina	5	15	7	23	1,517	1,799
UNCG	4	16	8	23	1,772	2,124
Wofford	3	17	8	21	1,627	1,813

2013-14	CONF		ALL		Pts.	Opp.
	W	L	W	L		
Chattanooga	18	0	29	4	2,302	1,856
Furman	12	6	18	13	2,077	2,030
Davidson	11	7	16	16	2,221	2,273
Appalachian State	10	8	13	16	1,834	1,889
Elon	10	8	15	16	2,009	2,072
Samford	8	10	10	20	1,633	1,765
Western Carolina	7	11	15	17	1,965	2,001
Georgia Southern	7	11	10	21	1,933	2,185
Wofford	4	14	6	23	1,703	2,023
UNCG	3	15	7	23	1,905	2,196

2014-15	CONF		ALL		Pts.	Opp.
	W	L	W	L		
Chattanooga	14	0	29	4	2,067	1,665
ETSU	11	3	21	12	2,246	2,129
Mercer	9	5	20	15	2,337	2,240
Samford	8	6	15	15	1,782	1,722
Furman	7	7	19	14	2,249	2,175
Western Carolina	3	11	11	19	1,855	1,950
Wofford	3	11	8	22	1,695	1,949
UNCG	1	13	6	24	1,905	2,224

2015-16	CONF		ALL		Pts.	Opp.
	W	L	W	L		
Mercer	12	2	24	9	2,129	1,857
Chattanooga	12	2	24	8	1,847	1,692
Samford	11	3	20	11	1,719	1,555
ETSU	8	6	16	14	1,808	1,862
Furman	7	7	15	16	1,968	1,983
Wofford	3	11	9	20	1,747	1,907
Western Carolina	3	11	7	22	1,811	2,020
UNCG	0	14	8	22	1,965	2,203

2016-17	CONF		ALL		Pts.	Opp.
	W	L	W	L		
Mercer	12	2	25	7	2,106	1,814
Chattanooga	12	2	21	11	1,950	1,872
ETSU	8	6	16	14	1,950	1,925
UNCG	7	7	20	15	2,225	2,104
Furman	7	7	14	17	1,920	1,834
Samford	4	10	12	19	1,710	1,803
Wofford	3	11	13	17	1,853	1,912
Western Carolina	3	11	8	22	1,699	2,019

2017-18	CONF		ALL		Pts.	Opp.
	W	L	W	L		
Mercer	14	0	30	3	2,332	1,811



ETSU's Destiny Mitchell nearly averaged a double-double for the Bucs in 2014-15, their first season back in the league after a nine-year absence. Mitchell scored 11.2 points per game and pulled down a SoCon-best 9.1 rebounds per contest as ETSU finished second in the regular-season standings and reached the SoCon tournament title game, where it fell to a nationally ranked Chattanooga squad in overtime.

	CONF		ALL		Pts.	Opp.
	W	L	W	L		
ETSU	11	3	20	13	2,215	2,125
Chattanooga	8	6	17	13	1,764	1,700
Furman	7	7	18	14	2,062	1,992
Samford	6	8	15	16	1,795	1,931
UNCG	6	8	13	18	1,959	1,925
Wofford	3	11	10	20	1,878	1,994
Western Carolina	1	13	5	25	1,648	1,918

2018-19	CONF		ALL		Pts.	Opp.
	W	L	W	L		
Mercer	14	0	25	8	2,226	2,023
Furman	9	5	19	14	2,132	2,102
Chattanooga	8	6	14	17	1,923	1,994
ETSU	8	6	10	21	2,103	2,243
Wofford	7	7	16	15	2,258	2,100
UNCG	5	9	11	19	1,910	1,826
Samford	5	9	10	20	1,753	1,953
Western Carolina	0	14	4	26	1,609	2,080

2019-20	CONF		ALL		Pts.	Opp.
	W	L	W	L		
UNCG	10	4	23	9	2,049	1,771
Samford	10	4	18	14	2,117	2,002
Chattanooga	10	4	11	18	1,628	1,884
Furman	8	6	19	12	2,035	1,900
Wofford	8	6	15	15	2,041	1,840
ETSU	4	10	9	21	1,761	2,048
Mercer	4	10	8	23	1,831	2,054
Western Carolina	2	12	5	25	1,654	1,996

2020-21	CONF		ALL		Pts.	Opp.
	W	L	W	L		
Samford	11	2	14	11	1,706	1,579
Mercer	10	3	19	7	1,777	1,559
Chattanooga	9	5	14	10	1,525	1,495
Wofford	7	7	13	11	1,500	1,472
Furman	6	8	11	14	1,494	1,534
UNCG	6	8	8	16	1,209	1,369
Western Carolina	3	10	6	18	1,327	1,542
ETSU	1	10	4	16	1,166	1,329

2021-22	CONF		ALL		Pts.	Opp.
	W	L	W	L		
Mercer	13	1	23	7	1,895	1,624
Wofford	11	3	17	14	1,995	1,839
Furman	10	4	20	14	1,994	1,896
Samford	7	7	13	17	1,908	2,014
UNCG	5	9	9	19	1,524	1,578
Chattanooga	5	9	7	22	1,808	2,063
ETSU	5	9	6	22	1,550	1,905
Western Carolina	0	14	7	23	1,567	1,804

# SOCON TOURNAMENT RESULTS



## 1984

### FIRST ROUND

**(at Huntington, W.Va.)**  
Marshall 89, Furman 61  
**(at Cullowhee, N.C.)**  
Western Carolina 75, Appalachian State 66

**SEMIFINALS (at Chattanooga, Tenn.)**  
ETSU 66, Marshall 64  
Chattanooga 74, Western Carolina 54

### CHAMPIONSHIP (at Chattanooga, Tenn.)

Chattanooga 60, ETSU 45  
**ETSU** - Blair 1 1-4 3, Mills 3 1-1 7, Jaffke 3 0-0 6, Hines 3 2-4 8, Skala 3 2-2 8, Caldwell 0 0-0 0, Larkey 5 3-4 13. Totals: 18 9-15 45.  
**CHATTANOOGA** - Horsey 6 2-2 14, McClure 4 0-1 8, Chairs 8 7-8 23, Irby 5 1-4 11, Weems 0 2-3 2, McCord 1 0-0 2, Hill 0 0-0 0, Benson 0 0-0 0. Totals: 24 12-18 60.  
Halftime - Chattanooga 23, ETSU 21.

## 1985

### FIRST ROUND

**(at Johnson City, Tenn.)**  
ETSU 72, Western Carolina 51  
**(at Boone, N.C.)**  
Appalachian State 86, Furman 68

### SEMIFINALS (at Johnson City, Tenn.)

Chattanooga 75, ETSU 70  
Marshall 68, Appalachian State 62

### CHAMPIONSHIP (at Johnson City, Tenn.)

Chattanooga 88, Marshall 76  
**MARSHALL** - Pelphrey 12 4-4 28, Wiggins 2 0-0 4, Shepherd 7 4-4 18, May 0 1-2 1, Abercrombie 3 1-2 7, Cromer 1 0-0 2, Lewis 6 0-0 12, Grau 2 0-0 4, Gibson 0 0-0 0. Totals: 33 10-12 76.  
**CHATTANOOGA** - Kirk 3 2-3 8, McClure 9 2-2 20, Bush 6 1-2 13, McCord 3 2-2 8, Weems 5 6-6 16, Corn 0 0-0 0, Bell 2 5-6 9, Benson 4 0-2 8, Jackson 2 2-2 6. Totals: 34 20-25 88.  
Halftime - Chattanooga 43, Marshall 30.

## 1986

### at Boone, N.C.

### FIRST ROUND

ETSU 68, Western Carolina 62  
Appalachian State 83, Furman 64

### SEMIFINALS

Chattanooga 86, Appalachian State 79  
Marshall 77, ETSU 72

### CHAMPIONSHIP

Chattanooga 77, Marshall 69  
**MARSHALL** - Wiggins 6 3-3 15, Pelphrey 8 1-2 17, Van Liew 0 0-0 0, May 10 1-2 21, Abercrombie 2 0-0 4, Lewis 2 0-0 4, McClurkin 3 0-0 6, Leavitt 0 2-2 2. Totals: 31 6-8 69.  
**CHATTANOOGA** - Bell 3 2-2 8, Kirk 6 3-4 15, Bush 2 0-0 4, Winton 6 3-3 15, McCord 4 3-6 11, Mosley 1 0-0 2, Corn 1 3-4 5, Benson 5 0-0 10, Cruse 1 0-0 2, Hubbard 2 1-2 5, Jackson 0 0-0 0. Totals: 31 15-21 77.  
Halftime - Chattanooga 40, Marshall 37.

## 1987

### at Cullowhee, N.C.

### FIRST ROUND

Western Carolina 70, Furman 58  
ETSU 77, Chattanooga 74

### SEMIFINALS

Marshall 83, ETSU 81 (2OT)  
Appalachian State 86, Western Carolina 66

### CHAMPIONSHIP

Appalachian State 68, Marshall 65  
**APPALACHIAN STATE** - Laney 3 4-4 10, Robinson 6 1-3 13, Whiteside 12 2-10 26, Swicegood 2 0-1 4, Dalton 3 4-4 10, Brackett 0 0-0 0, Sigmon 1 3-4 5. Totals: 27 14-26 68.  
**MARSHALL** - Lewis 6 1-2 13, Parsley 0 0-0 0, Simms 9 2-2 20, McClurkin 1 1-2 3, Wiggins 5 7-8 17, Leavitt

2 1-2 5, Triplin 3 1-1 7. Totals: 26 13-16 65.  
Halftime - Marshall 35, Appalachian State 27.

## 1988

### at Huntington, W.Va.

### FIRST ROUND

Chattanooga 70, ETSU 68  
Furman 63, Western Carolina 55

### SEMIFINALS

Appalachian State 104, Furman 77  
Marshall 80, Chattanooga 77

### CHAMPIONSHIP

Appalachian State 72, Marshall 67  
**APPALACHIAN STATE** - Laney 3 3-4 9, Johnson 8 0-0 16, Whiteside 10 4-12 24, Swicegood 2 0-0 4, Dalton 5 4-4 14, Brackett 2 0-0 4, Sigmon 0 0-0 0. Totals: 30 11-20 72.  
**MARSHALL** - McClurkin 3 1-2 7, Scott 7 0-1 14, Parsley 2 1-1 5, Stephenson 1 2-2 4, Lewis 7 4-4 18, Johnson 4 0-0 9, Jones 0 0-0 0, Leavitt 1 2-2 4, Shipp 0 0-0 0, Deal 2 2-2 6. Totals: 27 12-14 67.  
3-point goals - Appalachian State 1 (Dalton); Marshall 1 (Johnson).  
Halftime - Appalachian State 39, Marshall 33.

## 1989

### at Johnson City, Tenn.

### FIRST ROUND

Chattanooga 67, Western Carolina 53  
Furman 70, ETSU 69

### SEMIFINALS

Furman 75, Marshall 56  
Chattanooga 80, Appalachian State 73

### CHAMPIONSHIP

Chattanooga 69, Furman 65  
**FURMAN** - Whitaker 3 0-0 6, Greene 6 2-2 14, McKinney 1 4-5 6, Glass 2 1-2 5, Mischel 0 0-0 0, Rhynehardt 9 3-4 21, Haus 0 2-2 2, Geary 3 3-3 9, Cleckley 1 0-0 2. Totals: 25 15-18 65.  
**CHATTANOOGA** - Copeland 0 0-0 0, Stallings 4 0-2 8, Powell 6 3-7 15, Winton 5 0-1 13, Smith 2 6-6 11, Wales 1 0-0 2, Carroll 1 1-2 3, Beightol 2 1-2 5, Blackburn 0 0-0 0, Mayfield 4 0-0 11. Totals: 25 11-20 68.  
3-point goals - Chattanooga 7 (Winton 3, Mayfield 3, Smith).  
Halftime - Chattanooga 36, Furman 27.

## 1990

### at Johnson City, Tenn.

### FIRST ROUND

ETSU 61, Marshall 58  
Chattanooga 80, Western Carolina 78

### SEMIFINALS

Appalachian State 70, Chattanooga 67  
Furman 98, ETSU 84

### CHAMPIONSHIP

Appalachian State 94, Furman 90  
**APPALACHIAN STATE** - Thomas 5 13-18 23, Smith 5 4-6 14, Cunningham 12 3-5 27, Gruca 6 4-6 19, Morgan 1 0-1 2, Cain 3 0-0 6, Inman 0 0-0 0, Konrad 1 0-0 2. Totals: 33 24-36 94.  
**FURMAN** - Greene 4 3-3 11, Brown 7 1-2 15, Cleckley 7 0-0 14, Rhynehardt 6 7-10 19, Glass 8 2-2 18, Mischel 2 1-1 5, Geary 0 2-2 2, McKinney 3 0-0 6. Totals: 37 16-20 90.  
3-point goals - Appalachian State 4 (Gruca 3, Smith).  
Halftime - Appalachian State 57, Furman 36.

## 1991

### at Johnson City, Tenn.

### FIRST ROUND

Appalachian State 84, Furman 77  
ETSU 88, Western Carolina 69

### SEMIFINALS

Appalachian State 89, Chattanooga 87  
ETSU 72, Marshall 66

## CHAMPIONSHIP

Appalachian State 98, ETSU 87  
**APPALACHIAN STATE** - Ikard 4 2-4 10, Gruca 3 0-1 9, Thomas 12 3-3 27, Roberson 7 2-2 17, Yount 9 3-6 24, Cannon 0 0-0 0, Hitchcock 0 0-0 0, Konrad 4 3-6 11, Coker 0 0-0 0. Totals: 40 13-25 98.  
**ETSU** - Colclough 3 1-2 7, Cantrell 3 1-2 8, Louallen 11 5-8 27, Hopson 13 10-10 36, Bridges 2 0-1 4, Cooke 1 0-0 3, Lawson 1 0-0 2, Carter 0 0-0 0, Fryar 0 0-1 0. Totals: 34 17-24 87.  
3-point goals - Appalachian State 5 (Gruca 3, Roberson, Yount); ETSU 2 (Cantrell, Cooke).  
Halftime - Appalachian State 52, ETSU 43.

## 1992

### at Johnson City, Tenn.

### FIRST ROUND

Western Carolina 59, Marshall 58 (OT)  
ETSU 96, Appalachian State 74

### SEMIFINALS

Furman 83, ETSU 70  
Chattanooga 84, Western Carolina 69

### CHAMPIONSHIP

Chattanooga 84, Furman 66  
**CHATTANOOGA** - Dowdell 6 3-5 15, Carroll 8 0-0 16, Brown 6 1-2 13, Barnett 3 3-3 11, Cameron 1 7-8 9, Childers 0 0-0 0, Alexander 0 0-0 0, Reynolds 2 4-4 8, Wooden 0 0-0 0, Curtis 1 0-0 2, Overcast 4 2-2 10. Totals: 31 20-24 84.  
**FURMAN** - Rhynehardt 1 3-4 5, Armstrong 4 4-7 12, R. Brown 10 1-3 21, Jones 2 1-2 5, Stanley 5 0-0 14, Sims 1 0-0 3, Blackwell 0 0-0 0, Fails 0 0-0 0, Creamer 0 0-0 0, C. Brown 3 0-0 6, Levesque 0 0-0 0. Totals: 26 9-16 66.  
3-point goals - Chattanooga 2 (Barnett 2); Furman 5 (Stanley 4, Sims).  
Halftime - Chattanooga 45, Furman 31.

## 1993

### at Johnson City, Tenn.

### FIRST ROUND

Marshall 74, ETSU 55  
Chattanooga 91, Western Carolina 66  
Georgia Southern 66, Appalachian State 56



Janice Johnson earned MVP honors in leading Georgia Southern to the 1993 SoCon tournament title.

## SEMIFINALS

Furman 74, Marshall 58  
Georgia Southern 83, Chattanooga 73

## CHAMPIONSHIP

Georgia Southern 76, Furman 73  
**GEORGIA SOUTHERN** – Autrey 4 0-0 8, Dunn 3 0-0 7, Christmas 4 3-7 11, Johnson 4 6-8 14, G. Smith 2 0-1 4, Williams 0 0-0 0, Copeland 5 0-0 10, Primeaux 0 0-0 0, Anderson 6 0-0 15, McClelland 1 0-2 2, S. Smith 2 1-4 5. Totals: 31 10-22 76.

**FURMAN** – Armstrong 3 0-1 6, Creamer 6 2-5 14, R. Brown 7 3-5 17, Jones 1 7-8 9, Stanley 4 7-8 18, Sims 1 0-0 3, Wilson 0 0-0 0, C. Brown 3 0-0 6, Levesque 0 0-0 0. Totals: 25 19-27 73.  
3-point goals – Georgia Southern 4 (Anderson 3, Dunn); Furman 4 (Stanley 3, Sims).  
Halftime – Furman 40, Georgia Southern 35.

## 1994 at Greenville, S.C.

## FIRST ROUND

Georgia Southern 71, Davidson 62  
Appalachian State 77, Western Carolina 57  
Furman 89, ETSU 75  
Chattanooga 70, Marshall 56

## SEMIFINALS

Georgia Southern 85, Chattanooga 72  
Furman 77, Appalachian State 73

## CHAMPIONSHIP

Georgia Southern 59, Furman 55  
**GEORGIA SOUTHERN** – Autrey 7 2-7 16, Johnson 5 2-2 12, Tyson 0 0-0 0, Childers 2 0-0 6, Copeland 5 3-4 14, Primeaux 0 2-2 2, James 1 0-0 2, Anderson 2 1-2 6, Askef 0 1-2 1, Spake 0 0-0 0. Totals: 22 11-19 59.

**FURMAN** – Creamer 5 0-0 11, Levesque 3 0-0 6, Brown 7 5-9 19, Stanley 2 2-2 7, Jones 2 3-4 9, Sims 0 0-0 0, Nate Jackson 1 1-2 3, Natasha Jackson 0 0-1 0. Totals: 20 11-18 55.

3-point goals – Georgia Southern 4 (Childers 2, Copeland 1, Anderson 1); Furman 4 (Jones 2, Creamer 1, Stanley 1).  
Halftime – Furman 25, Georgia Southern 16.

## 1995

## FIRST ROUND

**(at Johnson City, Tenn.)**  
ETSU 88, Davidson 70  
**(at Statesboro, Ga.)**  
Georgia Southern 95, Western Carolina 55  
**(at Greenville, S.C.)**  
Furman 48, Chattanooga 45  
**(at Boone, N.C.)**  
Appalachian State 90, Marshall 71

## SEMIFINALS (at Asheville, N.C.)

ETSU 79, Appalachian State 69  
Furman 74, Georgia Southern 61

## CHAMPIONSHIP (at Asheville, N.C.)

Furman 88, ETSU 85  
**FURMAN** – Creamer 12 0-1 24, Bristow 3 8-10 14, Levesque 0 0-0 0, Stanley 7 8-8 26, Sims 2 2-2 7, Fails 1 0-0 0, Naté Jackson 2 2-2 6, Natasha Jackson 2 0-2 4, Noethling 3 1-3 7. Totals: 31 21-28 88.

**ETSU** – Engle 9 4-6 24, Blocker 5 11-16 21, McClelland 5 1-2 11, Jones 4 3-4 13, Reed 4 3-5 12, Vaughan 0 0-0 0, DeGabrielle 0 0-0 0, Grainger 0 4-4 4. Totals: 27 26-37 85.

3-point goals – Furman 5 (Stanley 4, Sims 1); ETSU 5 (Engle 2, Jones 2, Reed 1).  
Halftime – Furman 50, ETSU 39.

## 1996

## FIRST ROUND (at Boone, N.C.)

Appalachian State 92, ETSU 75  
**(at Huntington, W.Va.)**  
Marshall 83, Western Carolina 74  
**(at Statesboro, Ga.)**  
Georgia Southern 91, Furman 68

**(at Davidson, N.C.)**

Davidson 80, Chattanooga 51

## SEMIFINALS (at Greensboro, N.C.)

Appalachian State 83, Davidson 68  
Marshall 108, Georgia Southern 82

## CHAMPIONSHIP (at Greensboro, N.C.)

Appalachian State 77, Marshall 75  
**APPALACHIAN STATE** – Thompson 4 0-0 8, Artosalo 2 4-4 8, Hinton 13 0-2 26, Spencer 1 0-0 3, Davis 3 2-2 8, Rowe 0 2-2 2, Sims 0 0-0 0, Jones 2 0-0 4, Schoolfield 0 2-2 2, Karlqvist 3 4-5 12, Tate 2 0-0 4. Totals: 30 14-17 77.

**MARSHALL** – McCauley 3 2-2 10, Evans 1 2-3 4, Behnfeltdt 4 2-2 12, Wine 7 4-7 20, Simmons 0 3-4 3, Lenhart 0 0-0 0, Sexton 3 4-6 10, Mason 7 2-2 16. Totals: 25 19-26 75.

3-point goals – Appalachian State 3 (Karlqvist 2, Spencer 1), Marshall 6 (McCauley 2, Behnfeltdt 2, Wine 2).  
Halftime – Marshall 38, Appalachian State 37.

## 1997

## FIRST ROUND

**(at Greenville, S.C.)**  
ETSU 64, Furman 62  
**(at Huntington, W.Va.)**  
Marshall 85, Western Carolina 77  
**(at Boone, N.C.)**  
Appalachian State 80, Chattanooga 62  
**(at Statesboro, Ga.)**  
Georgia Southern 73, Davidson 70

## SEMIFINALS (at Greensboro, N.C.)

Georgia Southern 66, ETSU 63  
Marshall 79, Appalachian State 74

## CHAMPIONSHIP (at Greensboro, N.C.)

Marshall 77, Georgia Southern 69  
**MARSHALL** – Simmons 5 7-8 19, McCauley 6 0-0 15, Rosko 4 2-3 12, Sexton 3 5-7 12, Behnfeltdt 1 6-8 8, Mason 0 6-6 6, Fall 2 0-0 4, Lincoln 0 1-2 1, Lenhart 0 0-0 0, Byrd 0 0-1 0. Totals: 21 27-35 77

**GEORGIA SOUTHERN** – Rivers 7 3-5 18, Hall 4 5-10 13, Mitchell 4 2-2 10, Durrett 3 2-3 9, Askef 2 2-2 6, Trjeskal 2 0-0 5, Arnold 2 0-0 4, Toole 1 0-0 2, Whatley 1 0-0 2, Warren 0 0-0 0, Perry 0 0-2 0. Totals: 26 14-24 69.

3-point goals – Marshall 8 (McCauley 3, Simmons 2, Rosko 2, Sexton 1); Georgia Southern 3 (Rivers 1, Trjeskal 1, Durrett 1).  
Halftime – 36 Marshall, 26 Georgia Southern.

## 1998 at Greensboro, N.C.

## FIRST ROUND

Wofford 70, Chattanooga 57

## SECOND ROUND

Georgia Southern 84, Wofford 57  
Furman 85, ETSU 74  
Davidson 79, Appalachian State 63  
UNCG 86, Western Carolina 54

## SEMIFINALS

Georgia Southern 80, Furman 60  
UNCG 78, Davidson 75

## CHAMPIONSHIP

UNCG 75, Georgia Southern 69  
**UNCG** – Brediger 3 6-10 18, Viverette 3 4-13 18, Goodson 4 4-10 11, Gwaltney 0 2-4 10, Ochs 2 3-8 10, Smith 1 2-5 6, Lewis 0 1-2 2. Totals: 15 22-56 75  
**GEORGIA SOUTHERN** – Hall 5 10-16 21, Krach 2 3-4 8, Mitchell 1 4-8 8, Trjeskal 2 2-9 8, Arnold 5 3-6 7, Durrett 4 3-8 6, Warren 0 3-4 6, Perry 3 1-5 3, Langley 0 0-0 2. Totals: 24 29-61 69.

3-point goals – UNCG 4 (Viverette 2, Gwaltney 1, Ochs 1); Georgia Southern 5 (Krach 2, Trjeskal 2, Arnold 1).

Halftime – UNCG 24, Georgia Southern 32.

## 1999 at Greensboro, N.C.

## FIRST ROUND

Wofford 73, Chattanooga 69  
Western Carolina 67, College of Charleston 57

## QUARTERFINALS

Davidson 62, Furman 56  
UNCG 95, Wofford 58  
ETSU 96, Western Carolina, 69  
Appalachian State 86, Georgia Southern 82

## SEMIFINALS

Davidson 92, UNCG 91  
Appalachian State 77, ETSU 72

## CHAMPIONSHIP

Appalachian State 78, Davidson 69  
**APPALACHIAN STATE** – Schoolfield 9 6-6 24, Gagliano 6 8-8 20, Lettsome 5 0-0 10, Dolan 1 6-8 8, Edwards 1 3-5 5, Romano 0 5-6 5, Chappell 1 1-2 4, Hergerova 0 2-2 2. Totals: 23 31-39 78

**DAVIDSON** – KBrown 9 2-2 22, JBrown 5 1-2 13, O'Brien 5 1-2 12, Kamp 4 4-5 9, Magette 2 0-0 6, Uhernik 1 2-2 4, Schott 0 2-2 2, Taylor 0 1-2 1. Totals: 25 13-18 69.

3-point goals – Appalachian St. 1 (Chappell); Davidson 6 (K. Brown 2, Magette 2, O'Brien 1, JBrown 1).  
Halftime – Appalachian St. 35, Davidson 27.

## 2000 at Greenville, S.C.

## FIRST ROUND

Wofford 66, Western Carolina 56  
Davidson 71, College of Charleston 51

## SECOND ROUND

UNCG 92, Appalachian State 75  
Chattanooga 77, Wofford 46  
Furman 73, Davidson 56  
ETSU 82, Georgia Southern 73

## SEMIFINALS

UNCG 73, Chattanooga 67  
Furman 73, ETSU 61

## CHAMPIONSHIP

Furman 68, UNCG 49  
**FURMAN** – Hodges 4 0-0 8, Smith 5 3-3 13, Young 1 3-4 5, Charles 3 2-2 10, Scott 4 0-0 8, Bufford 0 0-0 0, Crutchfield 0 0-0 0, Shipp, 2 5-7 9, Moran 0 0-0 0, Wake 1 7-8 9. Totals: 23 20-24 68

**UNCG** – Dodgen 4 4-4 12, DelCampo 2 0-2 5, Gwaltney 5 2-3 12, Foster 1 5-6 7, Smith 1 2-4 4, Murray 0 0-0 0, Hart 0 0-0 0, Armstrong 0 0-0 0, Reid 3 0-0 6, Goodson 1 0-0 3. Totals: 17 13-19 49.

3-point goals – Furman 2 (Charles, 2); UNCG- 2 (DelCampo, Goodson).  
Halftime – Furman 32, UNCG 29.

## 2001 at Greenville, S.C.

## FIRST ROUND

Wofford 76, Davidson 62  
Appalachian State 69, College of Charleston 55

## QUARTERFINALS

Furman 77, Western Carolina 59  
Chattanooga 77, Wofford 59  
Georgia Southern 76, Appalachian State 72  
UNCG 85, ETSU 53

## SEMIFINALS

Chattanooga 72, Furman 56  
UNCG 70, Georgia Southern 66

## CHAMPIONSHIP

Chattanooga 64, UNCG 63  
**UNCG** – Gwaltney 6-12 3-5 15; Foster 4-10 3-6 14; Dodgen 4-10 2-2 11; DelCampo 4-8 0-0 9; Reid 3-7 2-2 8; Murray 1-5 0-0 2; Lambert 1-2 0-0 2; Hart 1-3 0-0 2. Totals: 24-57 10-15 63.

**CHATTANOOGA** – Lewis 6-10 0-0 14; Wilson 6-10 2-2 14; Bullock 4-14 1-2 10; Dykes 4-6 2-5 10;

#SoConHoops

# SOCON TOURNAMENT RESULTS



Warfield 2-14 5-6 9; Irons 1-3 0-0 3; Rollins 1-6 0-0 2; Banks 0-3 2-2 2; Carmichael 0-2 0-0 0; Galloway 0-1 0-0 0. Totals 24-69 12-17 64.

3-point goals – UNCG 5-12 (Foster 3-5; DelCampo 1-3; Dodgen 1-2; Murray 0-1; Gwaltney 0-1); Chattanooga 4-23 (Lewis 2-4; Irons 1-2; Bullock 1-5; Warfield 0-6; Rollins 0-5; Carmichael 0-1).  
Halftime – UNCG 33, Chattanooga 33.

## **2002** **at Charleston, S.C.**

### **FIRST ROUND**

Appalachian State 64, Davidson 63  
College of Charleston 85, ETSU 65

### **QUARTERFINALS**

Wofford 73, Georgia Southern 63  
Chattanooga 81, Appalachian State 64  
UNCG 77, College of Charleston 51  
Furman 72, Western Carolina 58

### **SEMIFINALS**

Chattanooga 65, Wofford 61 (OT)  
UNCG 71, Furman 62

### **CHAMPIONSHIP**

Chattanooga 77, UNCG 69

**UNCG** – Lambert 6-8 2-3 15; Dodgen 7-12 0-0 14; Murray 6-10 0-0 13; Reid 4-7 0-0 8; Hart 2-4 3-4 7; Foster 2-7 0-0 5; Eaton 2-5 0-0 5; Williams 1-4 0-0 2. Totals: 30-57 5-7 69.

**CHATTANOOGA** – Warfield 7-16 3-4 20; Bullock 3-9 6-8 12; Wilson 5-9 2-2 12; McDivitt 1-3 9-10 11; Patton 3-4 2-4 8; Dykes 2-2 2-2 6; Irons 1-8 0-0 3; Rollins 1-2 0-0 3; Sermons 1-3 0-0 2. Totals: 24-56 24-30 77.

3-point goals – UNCG 4-9 (Lambert 1; Foster 1; Murray 1; Eaton 1); Chattanooga 5-15 (Warfield 3; Rollins 1)

## **2003** **at Charleston, S.C.**

### **FIRST ROUND**

College of Charleston 76, ETSU 60  
Davidson 72, Wofford 70

### **QUARTERFINALS**

Furman 65, UNCG 51  
Chattanooga 75, College of Charleston 49  
Davidson 62, Western Carolina 58  
Georgia Southern 82, Appalachian State 71 (OT)

### **SEMIFINALS**

Chattanooga 65, Furman 53  
Georgia Southern 62, Davidson 57

### **CHAMPIONSHIP**

Chattanooga 66, Georgia Southern 52

**GEORGIA SOUTHERN** – Lindsay 6-12 4-7 16; Lanier 3-10 2-2 8; Everett 4-13 0-0 8; Loiciano 2-9 0-0 5; Tiller 2-3 0-0 5; Benemon 2-7 0-0 4; Hill 1-10 2-2 4; Dubose 0-3 2-2 2; McCorkle 0-2 0-0 0; Spoon 0-1 0-0 0. Totals: 20-70 10-13 52.

**CHATTANOOGA** – Wilson 5-7 2-3 12; McDivitt 4-7 2-2 11; Warfield 3-12 4-5 11; Brown 3-4 3-4 11; Irons 3-8 0-0 6; Roberson 1-5 2-4 4; Galloway 1-6 2-3 4; Sermons 1-2 1-2 3; Patton 1-2 0-0 2. Totals: 22-53 18-25 66.

3-point goals – Georgia Southern 2-10 (Tiller 1, Loiciano 1); Chattanooga 4-12 (Brown 2, Warfield 1, McDivitt 1).

Halftime – Chattanooga 33, Georgia Southern 19.

## **2004** **at Charleston, S.C.**

### **FIRST ROUND**

Georgia Southern 65, Appalachian State 58  
College of Charleston 59, UNCG 50  
Western Carolina 60, Wofford 38

### **QUARTERFINALS**

Elon 84, ETSU 68  
Chattanooga 73, Georgia Southern 50  
Furman 77, College of Charleston 56  
Western Carolina 66, Davidson 58



**Chattanooga's Miranda Warfield was a part of four SoCon tournament championship teams from 2001-04, winning MVP honors in both 2002 and 2003.**

### **SEMIFINALS**

Chattanooga 67, Elon 37  
Western Carolina 75, Furman 66

### **CHAMPIONSHIP**

Chattanooga 86, Western Carolina 68  
**WESTERN CAROLINA** – Gardner 6-8 2-5 16; Hamm 4-12 3-4 11; Maleraite 3-5 1-1 9; Glass 2-9 3-5 8; Allen 3-9 0-0 8; Blackwell 2-5 2-2 6; Tanner 2-5 2-3 6; May 2-2 0-2 4. Totals: 24-55 13-22 68.

**CHATTANOOGA** – Roberson 8-14 4-8 20; Brown 6-12 2-2 16; Warfield 4-10 1-2 12; Sippel 5-10 0-0 10; McDivitt 2-4 3-3 9; Galloway 3-7 0-0 8; Patton 3-5 0-0 6; Mattison 1-4 3-3 5; Talley 0-1 0-0 0. Totals: 32-67 13-18 86.

3-point goals – Western Carolina 7-18 (Gardner 2; Maleraite 2; Allen 2; Glass 1); Chattanooga 9-18 (Warfield 3; Brown 2; Galloway 2; McDivitt 2).

Halftime – Chattanooga 43, Western Carolina 25.

## **2005** **at Chattanooga, Tenn.**

### **FIRST ROUND**

ETSU 74, Appalachian State 64 (OT)  
College of Charleston 69, Elon 39  
Western Carolina 79, Wofford 62

### **QUARTERFINALS**

Georgia Southern 55, UNCG 48  
ETSU 55, Chattanooga 50  
Davidson 68, College of Charleston 48  
Western Carolina 66, Furman 56

### **SEMIFINALS**

Georgia Southern 73, ETSU 71 (OT)  
Western Carolina 59, Davidson 58

### **CHAMPIONSHIP**

Western Carolina 97, Georgia Southern 95 (2OT)  
**WESTERN CAROLINA** – Gardner 15-19 13-15 45; Tanner 6-9 2-2 16; Maleraite 0-0 10; Keith 4-10 0-0

9; Glass 2-4 3-5 7; Dawson 0-7 4-4 4; May 1-7 1-2 3; Hardy 1-9 0-0 2; Pellom 0-1 1-2 1; Barnes 0-4 0-0 0; Johnson 0-1 0-0 0; Totals: 33-79 24-30 97.

**GEORGIA SOUTHERN** – Brown 11-17 1-2 27; Benemon 7-16 8-9 22; Dubose 4-9 4-6 14; Lee 3-8 2-2 8; Early 2-2 3-5 7; Tiller 2-5 0-0 6; Newton 2-4 2-4 6; Waterman 1-1 1-2 3; Atwood 1-9 0-0 2. Totals: 33-71 21-30 95.

3-point goals – Western Carolina 7-24 (Gardner 2, Maleraite 2, Tanner 2, Keith 1), Georgia Southern 8-19 (Brown 4, Tiller 2; Dubose 2).

Halftime – Georgia Southern 51, Western Carolina 46.

Regulation – Georgia Southern 81, Western Carolina 81.

First overtime – Georgia Southern 88, Western Carolina 88.

## **2006**

### **FIRST ROUND (at Charleston, S.C.)**

Furman 66, College of Charleston 63  
Georgia Southern 77, Wofford 66

### **QUARTERFINALS (at Charleston, S.C.)**

Western Carolina 80, Appalachian State 71  
UNCG 68, Georgia Southern 56  
Davidson 55, Elon 53

### **SEMIFINALS (at North Charleston, S.C.)**

Chattanooga 77, Western Carolina 73  
UNCG 69, Davidson 58

### **CHAMPIONSHIP (at North Charleston, S.C.)**

Chattanooga 91, UNCG 79

**UNCG** – Otamiri 8 2-2 20, Latham 5 4-4 15, Chamberlain 2 1-2 5, Boone 7 3-5 17, Byrd 4 0-0 10, Dixon 1 2-2 4, Jackson 1 0-0 3, Brooks 0 0-0 0, Ling 0 0-0 0, Grimsley 1 0-0 3, Current 0 0-0 0, Blair 1 0-0 2. Totals: 30 12-15 79.

**CHATTANOOGA** – Roberson 8 4-5 20, Anderson 5 5-6 16, Brown 3 4-7 12, Hall 3 4-4 12, Mattison 3 5-6 13, Hand 5 1-2 15, Spann 1 0-0 3. Totals: 28 23-30 91.  
3-point goals – UNCG 7-23 (Otamiri 2, Byrd 2, Latham 1, Jackson 1, Grimsley 1). Chattanooga 12-25 (Anderson 5, Mattison 5, Roberson 4, Brown 4, Hall 4, Spann 1).

Halftime – Chattanooga 49, UNCG 35.

## **2007**

### **at North Charleston, S.C.**

### **FIRST ROUND**

Furman 64, College of Charleston 59  
Appalachian State 64, Elon 50

### **QUARTERFINALS**

Chattanooga 84, Appalachian State 60  
Western Carolina 79, Furman 50  
Georgia Southern 81, UNCG 64  
Davidson 71, Wofford 62

### **SEMIFINALS**

Western Carolina 73, Georgia Southern 59  
Chattanooga 80, Davidson 68

### **CHAMPIONSHIP**

Chattanooga 84, Western Carolina 66

**CHATTANOOGA** – Spann 0 0-0 0, Anderson 13 4-5 30, Hatchett 0 0-0 0, Hall 6 3-4 18, Hand 3 6-6 15, Houts 0 0-0 0, Mohr 1 0-0 2, Wade-Fray 1 3-3 5, Ogan 0 0-0 0, Hollinquest 5 4-6 14. Totals: 29 20-24 84.

**WESTERN CAROLINA** – Lamitie 0 0-0 0, Johnson 2 0-0 4, Dawson 3 1-2 8, Keith 5 1-3 11, Powell 4 3-4 14, Swayne 0 0-0 0, Pellow 3 0-1 6, Johnson 6 0-0 14, May 0 0-0 0, Feemster 0 0-0 0, Eaton 4 1-2 9. Totals: 27 6-12 66.

3-point goals – Chattanooga 6-19 (Hall 3, Hand 3). Western Carolina 6-13 (Powell 3, Johnson 2, Dawson 1).

Halftime – Chattanooga 38, Western Carolina 36.



# SOCON TOURNAMENT RESULTS

#SoConHoops

2008

at North Charleston, S.C.

### FIRST ROUND

Wofford 57, Furman 50  
UNCG 62, Appalachian State 44

### QUARTERFINALS

Western Carolina 76, Wofford 61  
Chattanooga 78, UNCG 33  
College of Charleston 65, Georgia Southern 53  
Elon 68, Davidson 49

### SEMIFINALS

Chattanooga 68, College of Charleston 53  
Western Carolina 72, Elon 68

### CHAMPIONSHIP

Chattanooga 71, Western Carolina 59  
**WESTERN CAROLINA** – Johnson 6-11 0-0 13; Pellom 6-14 0-0 12; Dawson 4-13 2-2 12; Clarke 3-6 2-2 9; Keith 3-5 2-5 8; Powell 1-4 0-0 3; Eaton 1-6 0-0 2; Feemster 0-2 0-0 0; Carroll 0-2 0-0 0; Swayne 0-2 0-0 0. Totals 24-65 6-9 59.  
**CHATTANOOGA** – Anderson 11-17 3-4 25; Hall 7-12 6-7 22; Wade-Fray 1-9 5-8 8; Ogan 3-4 0-0 7; Hollinquest 2-5 0-2 4; Hand 1-4 1-2 3; Mason 0-5 2-2 2; Hatchett 0-1 0-0 0. Totals 25-57 17-25 71.  
3-point goals – Western Carolina 5-16 (Dawson 2; Powell 1; Clarke 1; Johnson 1), Chattanooga 4-16 (Hall 2; Ogan 1; Wade-Fray 1).  
Halftime – Chattanooga 33, Western Carolina 22.

2009

at Chattanooga, Tenn.

### FIRST ROUND

Appalachian State 63, Furman 60  
UNCG 83, Wofford 64  
Elon 57, Georgia Southern 54

### QUARTERFINALS

Samford 57, UNCG 48  
Chattanooga 86, Appalachian State 53  
Western Carolina 71, Elon 52  
College of Charleston 65, Davidson 54

### SEMIFINALS

College of Charleston 53, Chattanooga 51  
Western Carolina 66, Samford 53

### CHAMPIONSHIP

Western Carolina 101, College of Charleston 87 (3OT)  
**WESTERN CAROLINA** – Johnson 6-13 8-11 21; Powell 5-9 6-8 19; Clarke 6-10 2-4 18; Feemster 6-11 3-3 15; Swayne 4-9 3-3 12; Eaton 3-6 3-6 9; Menendez 1-3 0-0 3; Jackson 1-3 0-0 2; Carroll 1-5 0-0 2. Totals 33-69 25-35 101.  
**COLLEGE OF CHARLESTON** – Gerty 8-22 1-1 20; Hughes 8-20 0-1 19; Moye 8-13 2-2 18; Jones 6-11 2-3 14; E. Williams 3-6 1-2 9; N. Williams 2-9 0-0 5; Kotcella 1-7 0-0 2. Totals 36-88 6-9 87.  
3-point goals – Western Carolina 10-19 (Clarke 4; Powell 3; Johnson 1; Swayne 1; Menendez 1), College of Charleston 9-22 (Hughes 3; Gerty 3; E. Williams 2; N. Williams 1)  
Halftime – College of Charleston 37, Western Carolina 25.  
Regulation – College of Charleston 70, Western Carolina 70.  
First overtime – College of Charleston 76, Western Carolina 76.  
Second overtime – College of Charleston 85, Western Carolina 85.

2010

at Charlotte, N.C.

### FIRST ROUND

Elon 67, Wofford 53  
UNCG 57, Western Carolina 55  
Furman 73, Davidson 67

### QUARTERFINALS

Samford 57, Elon 38  
Chattanooga 82, UNCG 64  
Georgia Southern 57, College of Charleston 56  
Appalachian State 71, Furman 53

### SEMIFINALS

Chattanooga 60, Georgia Southern 49  
Samford 66, Appalachian State 53

### CHAMPIONSHIP

Chattanooga 72, Samford 67  
**CHATTANOOGA** – Hollinquest 4-8 14-14 22; Davis 6-12 0-0 16; Christopher 3-6 2-2 11; Wade-Fray 4-10 1-2 11; Townsend 2-5 1-2 6; Helton 2-2 2-3 6; Lambert 0-3 0-0 0. Totals 21-46 20-23 72.  
**SAMFORD** – Hill 11-15 2-3 26; London 5-14 1-1 12; Maxwell 4-9 0-0 10; Dawson 3-7 0-0 7; Anderson 2-3 2-4 7; Wilderrotter 1-4 0-0 3; Babineaux 1-3 0-0 2; Crow 0-2 0-0 0. Totals 27-57 5-8 67.  
3-point goals – Samford 8-25 (Hill 2-3; Maxwell 2-5; Wilderrotter 1-4; London 1-6; Dawson 1-3; Anderson 1-2; Crow 0-2), Chattanooga 10-26 (Davis 4-9; Christopher 3-5; Wade-Fray 2-5; Townsend 1-4; Lambert 0-3).  
Halftime – Samford 38, Chattanooga 30.

2011

at Chattanooga, Tenn.

### FIRST ROUND

Western Carolina 48, Georgia Southern 42  
Davidson 69, College of Charleston 53  
Wofford 69, UNCG 64

### QUARTERFINALS

Samford 57, Western Carolina 48  
Appalachian State 73, Davidson 63  
Elon 69, Furman 62  
Chattanooga 68, Wofford 58

### SEMIFINALS

Appalachian State 72, Elon 48  
Samford 68, Chattanooga 66 (OT)

### CHAMPIONSHIP

Samford 57, Appalachian State 54  
**SAMFORD** – Anderson 4-12, 2-2 14; Hill 4-6, 2-2 13; London 4-6, 3-4 12; Dawson 3-8, 0-1 9; Jack 2-4, 0-0 4; Ketcham 1-12, 1-1 3; Campbell 0-1, 2-2 2; Powers 0-1, 0-0 1; Babineaux 0-1, 0-0 0. Totals 18-51 10-13 57.  
**APPALACHIAN STATE** – Dewart 6-12, 1-4 13; C. Freeman 6-15, 0-0 12; Sharkey 5-8, 0-0 10; A. Freeman 3-8, 2-2 8; Weldon 3-6, 0-0 6; Ramirez 2-8, 0-0 5; Edwards 0-1, 0-0 0. Totals 25-58, 3-6 54.  
3-point goals – Samford 11-29 (Anderson 4-7; Hill 3-5; Dawson 3-8; London 1-3; Jack 0-1; Ketcham 0-5). Appalachian State 1-5 (Ramirez 1-3; A. Freeman 0-1; Dewart 0-1).  
Halftime – Appalachian State 30, Samford 24.

2012

at Asheville, N.C.

### FIRST ROUND

Wofford 64, College of Charleston 53  
Western Carolina 61, Georgia Southern 56  
Furman 63, UNCG 58

### QUARTERFINALS

Davidson 69, Wofford 58  
Samford 67, Elon 36  
Appalachian State 61, Western Carolina 43  
Chattanooga 60, Furman 38

### SEMIFINALS

Samford 62, Davidson 51  
Appalachian State 77, Chattanooga 52

### CHAMPIONSHIP

Samford 54, Appalachian State 43  
**SAMFORD** – Powers 5-5, 4-6 14; Martin 4-8, 2-2 11; Dawson 2-6 2-2 7; Ketchum 2-7 1-2 6; Campbell 2-5, 2-2 6; Reece 1-8, 1-2 4; Anderson 2-5, 0-0 4; Babineaux 1-1, 0-0 2; Schwantz 0-2, 0-0 0; Totals 19-47, 12-16 54.  
**APPALACHIAN STATE** – A. Freeman 4-17, 0-0 10; C. Freeman 4-8 1-2 10; Weldon 4-7 0-0 8; Mallow 1-6, 2-2 5; Edwards 2-3 0-0 4; Sydnor 2-9, 0-0 4; Sharkey 1-6, 0-0 2; Taylor 0-1, 0-0 0; Gary 0-5, 0-0 0; Totals 18-62, 3-4 43.

3-point goals – Samford 4-19 (Reece 1-3; Dawson 1-2; Ketcham 1-5; Martin 1-4, Campbell 0-1; Anderson 0-2; Schwantz 0-2). Appalachian State 4-16 (A. Freeman 2-8; C. Freeman 1-2; Mallow 1-3; Sharkey 0-1; Sydnor 0-1; Gary 0-1).  
Halftime – Samford 23, Appalachian State 16.

2013

at Asheville, N.C.

### FIRST ROUND

Georgia Southern 68, Western Carolina 51  
UNCG 73, Furman 68  
Samford 59, Wofford 56

### QUARTERFINALS

Chattanooga 78, Georgia Southern 53  
Appalachian State 74, College of Charleston 60  
Davidson 70, UNCG 47  
Elon 70, Samford 60

### SEMIFINALS

Chattanooga 72, Appalachian State 67  
Davidson 71, Elon 61

### CHAMPIONSHIP

Chattanooga 64, Davidson 63  
**DAVIDSON** – Murray 6-10 6-10 22; Aleksandravicius 8-11 2-2 18; Early 3-7 0-0 6; Davis 2-3 2-2 6; Chiemeka 1-5 2-2 5; Calin 1-1 0-0 2; Sitton 1-3 0-0 2; Dukes 0-1 2-2 2. Totals 22-41 14-18 63.  
**CHATTANOOGA** – Hall 7-17 4-6 19; Dewart 6-17 3-5 15; Dupree 4-8 1-2 9; Christopher 3-9 0-0 7; Lambert 1-5 2-2 5; Jackson 2-4 0-0 4; Towns 1-4 0-0 3; Black 1-6 0-1 2. Totals 25-70 10-16 64.  
3-point goals – Davidson 5-11 (Murray 4-5; Chiemeka 1-3; Early 0-3). Chattanooga 4-18 (Hall 1-3; Christopher 1-5; Lambert 1-2; Towns 1-3; Black 0-4; Jackson 0-1).  
Halftime – Davidson 32, Chattanooga 25.

2014

at Asheville, N.C.

### FIRST ROUND

Georgia Southern 75, Wofford 62  
Western Carolina 77, UNCG 60

### QUARTERFINALS

Chattanooga 66, Georgia Southern 57  
Elon 59, Appalachian State 56  
Western Carolina 75, Furman 70  
Davidson 55, Samford 42

### SEMIFINALS

Chattanooga 77, Elon 44  
Davidson 74, Western Carolina 67

### CHAMPIONSHIP

Chattanooga 71, Davidson 45  
**DAVIDSON** – Murray 7-22 0-0 17; Dukes 5-9 4-6 14; Early 2-13 1-2 5; Piles 2-3 0-0 4; Center 1-2 1-2 3; Eriksson 1-4 0-0 2; McCabe 0-2 0-0 0. Totals 18-55 6-10 45.  
**CHATTANOOGA** – Black 9-13 2-4 22; Hall 5-11 0-0 12; Towns 3-4 2-2 10; Dupree 5-7 0-0 10; Jackson 2-3 1-2 5; Joyner 2-6 0-0 4; Downes 1-3 0-0 3; Shumpert 1-5 0-0 2; Dewart 1-2 0-0 2; Johnsons 0-1 1-2 1; Gilbert 0-1 0-0 0; Payne 0-4 0-0 0. Totals 29-60 6-11 71.  
3-point goals – Davidson 3-13 (Murray 3-7; Early 0-5; McCabe 0-1), Chattanooga 7-14 (Black 2-2; Hall 2-2; Towns 2-2; Downes 1-2; Shumpert 0-3; Dewart 0-1; Payne 0-2).  
Halftime – Chattanooga 35, Davidson 22.

2015

at Asheville, N.C.

### QUARTERFINALS

Chattanooga 78, UNCG 44  
Furman 65, Samford 54  
ETSU 73, Western Carolina 53  
Mercer 75, Wofford 54

### SEMIFINALS

Chattanooga 68, Furman 55  
ETSU 66, Mercer 55

# SOCON TOURNAMENT RESULTS



## CHAMPIONSHIP

Chattanooga 61, ETSU 56 (OT)  
**ETSU** – Mitchell 9-16 0-0 19; Bridges 4-11 2-2 12; Clark 4-12 1-2 9; Bond 3-6 3-4 9; Tarter 3-13 1-2 7; Bowling 0-2 0-0 0; Christopher 0-3 0-0 0. Totals 23-63 7-10 56.

**CHATTANOOGA** – Shumpert 10-18 3-6 26; Gilbert 4-8 0-0 9; Towns 3-8 2-2 9; Johnson 3-4 1-2 8; Joyner 2-6 0-1 4; Bramblett 1-5 0-0 3; Payne 0-1 2-2 2. Totals 23-50 8-13 61.

3-point goals – ETSU 3-16 (Bridges 2-7; Mitchell 1-3; Bond 0-1; Tarter 0-3; Bowling 0-2), Chattanooga 7-16 (Shumpert 3-8; Gilbert 1-1; Johnson 1-1; Towns 1-3; Bramblett 1-3).

Halftime – Chattanooga 35, ETSU 19.  
 Regulation – Chattanooga 51, ETSU 51.

## 2016 at Asheville, N.C.

## QUARTERFINALS

Mercer 75, UNCG 53  
 Furman 71, ETSU 68  
 Chattanooga 74, Western Carolina 56  
 Samford 63, Wofford 43

## SEMIFINALS

Mercer 64, Furman 50  
 Chattanooga 49, Samford 41

## CHAMPIONSHIP

Chattanooga 65, Mercer 57

## CHATTANOOGA

Alford 6-14 3-6 17; K. Gilbert 5-9 5-5 16; Payne 2-5 6-8 12; Joyner 5-11 2-6 12; A. Gilbert 3-4 0-0 8; Johnson 0-2.

## MERCER

Calloway 7-13 0-2 18; Means 7-15 1-2 15; Williams 3-6 2-6 8; Lawrence 3-12 2-2 8; Selph 1-4 2-2 4; Thompson 1-2 0-0 2; Broadway 1-2 0-0 2; Potts 0-1 0-0 0; Rosendal 0-3.

3-point goals – Chattanooga 7-16 (Alford 2-7; Payne 2-4; A. Gilbert 2-2; K. Gilbert 1-1; Johnson 0-1; Joyner 0-1), Mercer 4-10 (Calloway 4-7; Rosendal 0-3).

First quarter – Chattanooga 21, Mercer 13.  
 Halftime – Chattanooga 33, Mercer 24.

Third quarter – Chattanooga 51, Mercer 40.

## 2017 at Asheville, N.C.

## QUARTERFINALS

Chattanooga 85, Western Carolina 41  
 UNCG 68, Furman 63  
 Mercer 67, Wofford 42  
 Samford 67, ETSU 64

## SEMIFINALS

Chattanooga 75, UNCG 53  
 Mercer 63, Samford 52

## CHAMPIONSHIP

Chattanooga 61, Mercer 59

## MERCER

Calloway 9-19 0-0 25; Lawrence 8-22 4-5 22; Means 3-7 0-0 6; Selph 2-8 0-0 4; Williams 1-2 0-0 2; Rosendal 0-2 0-0 0; Thompson 0-2 0-0 0; Potts 0-3 0-0 0. Totals 23-65 4-5 59.

## CHATTANOOGA

Joyner 6-9 4-5 17; Bouldin 6-12 0-0 13; Queen Alford 4-5 3-3 13; A. Gilbert 5-11 1-2 11; K. Gilbert 1-8 0-0 2; Shumpert 0-6 2-2 2; Davenport 0-0 2-3 2; Burks 0-0 1-2 1.

3-point goals – Mercer 9-21 (Calloway 7-14; Lawrence 2-6; Rosendal 0-1), Chattanooga 4-13 (Alford 2-3; Joyner 1-2; Bouldin 1-3; K. Gilbert 0-1; Shumpert 0-2; A. Gilbert 0-2).

First quarter – Chattanooga 15, Mercer 13.  
 Halftime – Mercer 32, Chattanooga 29.

Third quarter – Mercer 48, Chattanooga 38.

## 2018 at Asheville, N.C.

## QUARTERFINALS

Mercer 75, Western Carolina 44  
 Samford 59, Furman 58  
 ETSU 78, Wofford 64  
 UNCG 70, Chattanooga 66 (2OT)

## SEMIFINALS

Mercer 81, Samford 44  
 ETSU 54, UNCG 52

## CHAMPIONSHIP

Mercer 68, ETSU 53

## MERCER

Lawrence 10-18 6-8 29; Williams 5-10 4-4 14; Calloway 4-11 1-2 11; Thompson 3-4 3-4 9; Means 1-7 1-2 3; Potts 1-1 0-0 2.

## ETSU

Haynes-Overton 6-13 0-0 12; Tarter 5-13 0-2 10; Tipps 3-4 4-4 10; Dean 2-6 1-2 5; Copney 2-7 0-0 5; Snowden 2-6 0-0 4; Schurr 1-1 1-2 4; Craig 1-2 1-2 3. 3-point goals – Mercer 5-13 (Lawrence 3-6; Calloway 2-7), ETSU 2-18 (Schurr 1-1; Copney 1-6; Dean 0-1; Haynes-Overton 0-3; Tarter 0-6; Craig 0-1).

First quarter – Mercer 14, ETSU 14  
 Halftime – Mercer 33, ETSU 23  
 Third quarter – Mercer 54, ETSU 41

## 2019 at Asheville, N.C.

## QUARTERFINALS

Mercer 55, Western Carolina 32  
 Wofford 75, ETSU 66  
 Furman 67, Samford 52  
 Chattanooga 72, UNCG 62

## SEMIFINALS

Mercer 69, Wofford 51  
 Furman 73, Chattanooga 67

## CHAMPIONSHIP

### Mercer 66, Furman 63

**FURMAN** – Duncan 1-3 0-0 2; Taborn 5-9 5-7 15; Manojlovic 1-6 0-0 3; Davidson 3-17 2-2 9; Petty 6-11 5-5 22; Outten 0-4 0-0 0; Kirisome 0-2 0-0 0; Hodges 5-9 2-2 12; Totals 21-61 14-16 63.

**MERCER** – Thompson 4-10 0-2 8; Rosendal 3-6 0-0 7; Selph 4-7, 1-2 9; Calloway 11-24 3-5 30; Titus 5-11 2-2 12; Benvenuti 0-1 0-0 0; Welch 0-1 0-0 0; Wright 0-0 0-0 0. Totals 27-60 6-11 66.

First quarter – Furman 17, Mercer 14.  
 Halftime – Mercer 35, Furman 31.  
 Third quarter – Furman 47, Mercer 44.

## 2020 at Asheville, N.C.

## QUARTERFINALS

No. 1 Samford 77, No. 8 Western Carolina 62  
 No. 4 Furman 68, No. 5 Wofford 54  
 No. 7 Mercer 63, No. 2 Chattanooga 55  
 No. 3 UNCG 57, No. 6 ETSU 47

## SEMIFINALS

No. 1 Samford 75, No. 4 Furman 45  
 No. 3 UNCG 75, No. 7 Mercer 73 (OT)

## CHAMPIONSHIP

### No. 1 Samford 59, No. 3 UNCG 54

**SAMFORD** – Armstrong 9-15 0-0 20; Battle 5-8 1-2 12; Serup 1-7 1-2 4; Brown 6-13 0-0 14; Myers 4-8 0-3 9; Omar 0-1 0-0 0; Crozier 0-1 0-0 0; Hill 0-1 0-0 0; Carter 0-0 0-0 0; Fitzgerald 0-0 0-0 0 Totals 25-54 2-7 59.

**UNCG** – Twitty 1-7 5-6 7; Boyd 4-9 3-4 11; Pitchford 1-6 0-0 2; Crudup 2-8 0-0 5; Soliman 3-10 3-4 9; Willey 4-10 2-2 14; Powell 2-4 0-0 6. Totals 17-54 13-16 54.

First quarter – UNCG 14, Samford 9  
 Halftime – Samford 25, UNCG 18.

## 2021 at Asheville, N.C.

## QUARTERFINALS

No. 8 ETSU 68, No. 2 Samford 61  
 No. 4 Wofford 78, No. 5 UNCG 66  
 No. 2 Mercer 76, No. 7 Western Carolina 67  
 No. 6 Furman 58, No. 3 Chattanooga 40

## SEMIFINALS

No. 4 Wofford 75, No. 8 ETSU 64  
 No. 2 Mercer 81, No. 6 Furman 71

## CHAMPIONSHIP

### No. 2 Mercer 60, No. 4 Wofford 38

**MERCER** – Dougherty 9-21 1-1 19; Thayne 1-2 0-0 2; Neal-Tysor 7-16 0-0 16; Lewis 3-7 5-5 13; Titus 0-6 2-4 2; Harris 1-3 1-2 3; Boykin 1-2 0-0 2; Barkhoff 1-1 0-0 2; Votaw 0-1 1-2 1

**WOFFORD** – McDavid 1-5 0-2 2; Hatton 1-4 1-2 3; Lutz 2-6 0-0 5; Harris 1-5 1-4 3; Schultz 2-3 0-0 6; Matthews 4-15 1-2 9; Turner 1-4 0-2 3; Tomlin 0-0 1-2 1; Cook 0-4 2-2 2; Crawford 1-1 2-2 4

First quarter – Mercer 15, Wofford 12.  
 Halftime – Mercer 27, Wofford 18.

## 2022 at Asheville, N.C.

## QUARTERFINALS

No. 1 Mercer 85, No. 8 Western Carolina 46  
 No. 4 Samford 59, No. 5 UNCG 40  
 No. 2 Wofford 66, No. 7 ETSU 54  
 No. 3 Furman 70, No. 6 Chattanooga 63 (OT)

## SEMIFINALS

No. 1 Mercer 65, No. 4 Samford 35  
 No. 3 Furman 64, No. 2 Wofford 59

## CHAMPIONSHIP

### No. 1 Mercer 73, No. 3 Furman 54

**MERCER** – Neal-Tysor 8-15 9-9 26; Titus 6-14 3-3 15; Dougherty 6-11 0-0 13; Houpt 5-8 0-0 12; Thayne 1-1 0-0 2; Harkless 1-2 1-1 3; Banks 1-1 0-0 2

**FURMAN** – Walters 7-14 3-4 20; Van Rij 3-9 5-8 12; Hodges 4-12 2-2 11; Outten 2-5 1-2 5; Henley 1-2 1-2 3; James 1-8 1-2 3

First quarter – Furman 25, Mercer 24  
 Halftime – Mercer 49, Furman 29.

**1984**  
Tina Chairs, Chattanooga (MVP)

**1985**  
Valorie Whiteside, Appalachian State  
Katie Beck, ETSU  
Tammy Wiggins, Marshall  
Regina Kirk, Chattanooga  
Chris McClure, Chattanooga (MVP)

**1986**  
Jane Dalton, Appalachian State  
Katie Beck, ETSU  
Karla May, Marshall  
Karen Pelphrey, Marshall  
Regina Kirk, Chattanooga (MVP)

**1987**  
Valorie Whiteside, Appalachian State (MVP)  
Katie Beck, ETSU  
Kim Lewis, Marshall  
Tammy Simms, Marshall  
Jeanne Marvel, Western Carolina

**1988**  
Jane Dalton, Appalachian State  
Beth Laney, Appalachian State  
Valorie Whiteside, Appalachian State (MVP)  
Katie Beck, ETSU  
Kim Lewis, Marshall  
Regina Kirk, Chattanooga

**1989**  
**First Team**  
Beth Laney, Appalachian State  
Terra Greene, Furman  
Janice Rhynehardt, Furman (Co-MVP)  
Nancy Smith, Chattanooga (Co-MVP)  
Janet Stallings, Chattanooga

**Second Team**  
Kim Johnson, Appalachian State  
Stephanie Freeman, ETSU  
Nancy Glass, Furman  
Julie Copeland, Chattanooga  
Tina Mayfield, Chattanooga  
Patricia Powell, Chattanooga

**1990**  
**First Team**  
Glenda Cunningham, Appalachian State  
Shannon Thomas, Appalachian State (MVP)  
Natalie Cleckley, Furman  
Terra Greene, Furman  
Janice Rhynehardt, Furman

**Second Team**  
Jimma Smith, Appalachian State  
Nicole Hopson, ETSU  
Mae Louallen, ETSU  
Rushia Brown, Furman  
Roxanne Williams, Western Carolina

**1991**  
**First Team**  
Karen Gruca, Appalachian State  
Penny Roberson, Appalachian State  
Shannon Thomas, Appalachian State  
Nicole Hopson, ETSU (MVP)  
Mae Louallen, ETSU

**Second Team**  
Regina Ikard, Appalachian State  
Mitzi Yount, Appalachian State  
Natalie Cleckley, Furman  
Kristi Huff, Marshall  
Julie Copeland, Chattanooga

**1992**  
**First Team**  
DeShawne Blocker, ETSU  
Karen Stanley, Furman  
Kim Brown, Chattanooga (MVP)  
Jan Cameron, Chattanooga  
Lori Lyons, Western Carolina

**Second Team**  
Kim Fryar, ETSU  
Latoya Armstrong, Furman  
Tammy Dowdell, Chattanooga  
Regina Brown, Western Carolina  
Rushia Brown, Western Carolina

**1993**  
**First Team**  
Rushia Brown, Furman  
Kristi Creamer, Furman  
Andrea Autrey, Georgia Southern  
Janice Johnson, Georgia Southern (MVP)

Kim Brown, Chattanooga

**Second Team**  
Karen Stanley, Furman  
Tara Anderson, Georgia Southern  
Jill Dunn, Georgia Southern  
Jan Cameron, Chattanooga  
Tammy Dowdell, Chattanooga

**1994**  
**First Team**  
Angela Crosby, Appalachian State  
Rushia Brown, Furman (MVP)  
Karen Stanley, Furman  
Andrea Autrey, Georgia Southern  
Janice Johnson, Georgia Southern

**Second Team**  
Kristi Creamer, Furman  
Tara Anderson, Georgia Southern  
Beverly Copeland, Georgia Southern  
Tammy Dowdell, Chattanooga  
Deidra Hinton, Chattanooga

**1995**  
**First Team**  
Andreia Hinton, Appalachian State  
DeShawne Blocker, ETSU (MVP)  
Amy Engle, ETSU  
Kristi Creamer, Furman  
Karen Stanley, Furman

**Second Team**  
Melissa Davis, Appalachian State  
Justina McClellan, ETSU  
Tonya Bristow, Furman  
Andrea Autrey, Georgia Southern  
Tara Anderson, Georgia Southern

**1996**  
**First Team**  
Melissa Davis, Appalachian State  
Andreia Hinton, Appalachian State  
Kristina Behnfeldt, Marshall  
Cindy McCauley, Marshall  
Stephanie Wine, Marshall (MVP)

**Second Team**  
Karolina Karlqvist, Appalachian State  
Shannon Spencer, Appalachian State  
Amy Engle, ETSU  
Telly Hall, Georgia Southern  
Marysue James, Georgia Southern

**1997**  
**First Team**  
Leigh Jones, Appalachian State  
Angie Fickes, ETSU  
Tarsha Askew, Georgia Southern  
Cindy McCauley, Marshall



*Wilma Simpson became the first College of Charleston player to earn a spot on the all-tournament team when she landed on the first team in 2003.*

Keri Simmons, Marshall (MVP)

**Second Team**  
Merideth Thompson, Appalachian State  
Jackie Smith, Furman  
Telly Hall, Georgia Southern  
Angelica Rivers, Georgia Southern  
Kristina Behnfeldt, Marshall

**1998**  
**First Team**  
Jennifer O'Brien, Davidson  
Haley Cook, Furman  
Telly Hall, Georgia Southern (MVP)  
Biz Brediger, UNCG  
Melinda Goodson, UNCG

**Second Team**  
Katy Kamp, Davidson  
Rosie Arnold, Georgia Southern  
Sharon Mitchell, Georgia Southern  
Rebecca Viverette, UNCG  
Meredith Denton, Wofford

**1999**  
**First Team**  
Jamie Gagliano, Appalachian State  
Beth Schoolfield, Appalachian State (MVP)  
Jamie Brown, Davidson  
Kerry Brown, Davidson  
Melinda Goodson, UNCG

**Second Team**  
Tiffany Chappell, Appalachian State  
Katy Kamp, Davidson  
Jennifer O'Brien, Davidson  
Angie Fickes, ETSU  
Shawn Thompson, ETSU

**2000**  
**First Team**  
Jennifer O'Brien, Davidson  
Kena Hodges, Furman  
Jackie Smith, Furman  
Brianna Dodgen, UNCG (MVP)  
ChoRhonda Gwaltney, UNCG

**Second Team**  
Angie Fickes, ETSU  
Tara Charles, Furman  
Torrie Scott, Furman  
Samika Foster, UNCG  
Damita Bullock, Chattanooga

**2001**  
**First Team**  
Natasha Lettsome, Appalachian State  
ChoRhonda Gwaltney, UNCG (MVP)  
Sharon Mitchell, Georgia Southern  
Damita Bullock, Chattanooga  
Tishay Lewis, Chattanooga

**Second Team**  
Brianna Dodgen, UNCG  
Samika Foster, UNCG  
Sandi Reid, UNCG  
Heather Dykes, Chattanooga  
Jenny Nett, Wofford

**2002**  
**First Team**  
Brianna Dodgen, UNCG  
Jacinda Lambert, UNCG  
Damita Bullock, Chattanooga  
Miranda Warfield, Chattanooga (MVP)  
Jenny Nett, Wofford

**Second Team**  
Mary Brock, Furman  
Shawnica Hill, Georgia Southern  
Sandi Reid, UNCG  
Jennifer Wilson, Chattanooga  
Natalie Walsh, Wofford

**2003**  
**First Team**  
Wilma Simpson, College of Charleston  
Deshara Shealey, Furman  
Shawnica Hill, Georgia Southern  
Mimi Lindsey, Georgia Southern  
Miranda Warfield, Chattanooga (MVP)  
Jennifer Wilson, Chattanooga

**Second Team**  
Tiffani Johnson, Appalachian State  
Bethany Schott, Davidson  
Jessica Everett, Georgia Southern  
Tiffany Lanier, Georgia Southern  
Heather McDivitt, Chattanooga



# ALL-TOURNAMENT TEAMS



Ricaye Harris, Wofford

## 2004 First Team

Jennifer Gardner, Western Carolina  
Tiffany Hamm, Western Carolina  
Katasha Brown, Chattanooga (MVP)  
Tiffani Roberson, Chattanooga  
Miranda Warfield, Chattanooga

## Second Team

Lisa Miller, Elon  
Courtney Nyborg, Elon  
Jen Nadalin, Furman  
Katie Galloway, Chattanooga  
Christy Blackwell, Western Carolina

## 2005 First Team

B.J. Banjo, ETSU  
Dana Benemon, Georgia Southern  
Tiffany Brown, Georgia Southern  
Jennifer Gardner, Western Carolina (MVP)  
Lori Tanner, Western Carolina

## Second Team

Katie Hamilton, Davidson  
Candace Gibson, ETSU  
Lee Dubose, Georgia Southern  
Chevon Keith, Western Carolina  
Sigita Maleraite, Western Carolina

## 2006 First Team

Janell Crayton, Davidson  
Kristen Boone, UNCG  
Irene Otamiri, UNCG  
Alex Anderson, Chattanooga  
Tiffani Roberson, Chattanooga (MVP)

## Second Team

KaLeah Latham, UNCG  
Katasha Brown, Chattanooga  
Brooke Hand, Chattanooga  
Nicole Mattison, Chattanooga  
Monique Dawson, Western Carolina

## 2007 First Team

Tiffany Brown, Georgia Southern  
Alex Anderson, Chattanooga (MVP)  
Brooke Hand, Chattanooga  
Brooke Johnson, Western Carolina  
Chevon Keith, Western Carolina

## Second Team

Whitney Tossie, Appalachian State  
Kristen Boone, UNCG  
Laura Hall, Chattanooga  
Shanara Hollinquest, Chattanooga  
Ashley Pellom, Western Carolina

## 2008 First Team

Tierra Bumbrey, Elon  
Kitara McMoore, Elon  
Alex Anderson, Chattanooga (MVP)  
Laura Hall, Chattanooga  
Jessika Johnson, Western Carolina

## Second Team

Nikki Williams, College of Charleston  
Shanara Hollinquest, Chattanooga  
Emily Clarke, Western Carolina  
Ashley Pellom, Western Carolina  
Liz Miller, Wofford

## 2009 First Team

Tonia Gerty, College of Charleston  
Jade Hughes, College of Charleston  
Deidra Jones, College of Charleston  
Tagan Hatchett, Chattanooga  
Brooke Johnson, Western Carolina (MVP)

## Second Team

Brittany Mixon, Appalachian State  
Courtney Medley, Elon  
Chika Okoli, Samford  
Jenaya Wade-Fray, Chattanooga  
Emily Clarke, Western Carolina

## 2010 First Team

Savannah Hill, Samford  
Emily London, Samford  
Monica Maxwell, Samford  
Kayla Christopher, Chattanooga  
Shanara Hollinquest, Chattanooga (MVP)

## Second Team

Anna Freeman, Appalachian State  
Chakeitha Weldon, Appalachian State  
Lakiah Hyson, UNCG  
Michielle Davis, Chattanooga  
Jenaya Wade-Fray, Chattanooga

## 2011 First Team

Ashlen Dewart, Appalachian State  
Anna Freeman, Appalachian State  
Kelsey Sharkey, Appalachian State  
Savannah Hill, Samford (MVP)  
Emily London, Samford

## Second Team

Courtney Freeman, Appalachian State  
Sophia Aleksandravicius, Davidson  
Ali Ford, Elon  
Kylie Lambert, Chattanooga  
Mahogany Williams, Wofford

## 2012 First Team

Anna Freeman, Appalachian State  
Maryah Sydnor, Appalachian State  
Laura Murray, Davidson  
Shelby Campbell, Samford (MVP)  
Jazmine Martin, Samford

## Second Team

Chakeitha Weldon, Appalachian State  
Taylor Reece, Samford  
Taylor Hall, Chattanooga  
Kaila'Shea Menendez, Western Carolina  
Morgan Wrightson, Wofford

## 2013 First Team

Raven Gary, Appalachian State  
Sophia Aleksandravicius, Davidson  
Laura Murray, Davidson  
Ashlen Dewart, Chattanooga (MVP)  
Taylor Hall, Chattanooga

## Second Team

Anna Freeman, Appalachian State  
Kelsey Evans, Elon  
Meredyth Frye, Georgia Southern  
Taylor Reece, Samford  
Alex Black, Chattanooga

## 2014 First Team

Dakota Dukes, Davidson  
Laura Murray, Davidson  
Alex Black, Chattanooga  
Taylor Hall, Chattanooga (MVP)  
Justin Taylor, Western Carolina

## Second Team

Kelsey Harris, Elon  
Sarah Durdaller, Furman  
Anna Claire Knight, Georgia Southern  
Ashlen Dewart, Chattanooga  
Rena Wakama, Western Carolina

## 2015 First Team

Destiny Mitchell, ETSU  
Tianna Tarter, ETSU  
Whitney Bunn, Furman  
Jasmine Joyner, Chattanooga (MVP)  
Chelsey Shumpert, Chattanooga

## Second Team

Serena Clark, ETSU  
Brittany Hodges, Furman  
Precious Bridges, Mercer  
Alicia Payne, Chattanooga  
Ka'Vonne Towns, Chattanooga

## 2016 First Team

KeKe Calloway, Mercer  
Sydni Means, Mercer  
Queen Alford, Chattanooga  
Jasmine Joyner, Chattanooga  
Alicia Payne, Chattanooga (MVP)

## Second Team

Whitney Bunn, Furman  
Holli Wilkins, Furman  
Kahlia Lawrence, Mercer  
Kassidy Blevins, Samford  
Keiana Gilbert, Chattanooga

## 2017 First Team

Tianna Tarter, ETSU  
KeKe Calloway, Mercer  
Kahlia Lawrence, Mercer  
Sydni Means, Mercer  
Jasmine Joyner, Chattanooga (MVP)

## Second Team

Cierra Carter, Furman  
Mangela Ngandjui, UNCG  
Nadine Soliman, UNCG  
Lakelyn Bouldin, Chattanooga  
Chelsey Shumpert, Chattanooga

## 2018 First Team

Tianna Tarter, ETSU  
Erica Haynes-Overton, ETSU  
KeKe Calloway, Mercer  
Kahlia Lawrence, Mercer (MVP)  
Ije Ajemba, UNCG

## Second Team

Sydni Means, Mercer  
Amanda Thompson, Mercer  
Brooke Burns, Chattanooga  
Olivia Crozier, Samford  
Hannah Nichols, Samford

## 2019 First Team

Tierra Hodges, Furman  
Taylor Petty, Furman  
KeKe Calloway, Mercer (MVP)  
Amanda Thompson, Mercer  
Shannon Titus, Mercer

## Second Team

Lakelyn Bouldin, Chattanooga  
Da'Ja Green, Wofford  
Le'Jzae Davidson, Furman  
Celena Taborn, Furman  
Rachel Selph, Mercer

## 2020 First Team

Jaron Dougherty, Mercer  
Aja Boyd, UNCG  
Nadine Soliman, UNCG  
Natalie Armstrong, Samford  
Paige Serup, Samford

## Second Team

Tierra Hodges, Furman  
Shannon Titus, Mercer  
Te'ja Twitty, UNCG  
Sarah Myers, Samford  
Jewel Smalls, Western Carolina

## 2021 First Team

Jaron Dougherty, Mercer  
Jada Lewis, Mercer  
Amoria Neal-Tysor, Mercer (MVP)  
Andrea Cournoyer, Samford  
Lilly Hatton, Wofford

## Second Team

Jakhya Davis, ETSU  
Tierra Hodges, Furman  
Celena Taborn, Furman  
Shannon Titus, Mercer  
Helen Matthews, Wofford

## 2022 First Team

Tierra Hodges, Furman  
Tate Walters, Furman  
Amoria Neal-Tysor, Mercer (MVP)  
Shannon Titus, Mercer  
Alexis Tomlin, Wofford

## Second Team

Carly Hooks, ETSU  
Grace van Rij, Furman  
Jaron Dougherty, Mercer  
Abbey Cornelius, Chattanooga  
Jackie Carman, Wofford

## INDIVIDUAL

### Game

**Most points** – 45, Jennifer Gardner (Western Carolina) vs. Georgia Southern, 2005

**Most field goals made** – 17, Katie Beck (ETSU) vs. Western Carolina, 1986

**Most field goal attempts** – 30, Regina Kirk (Chattanooga) vs. ETSU, 1988

**Most 3-point field goals made** – 7, Leigh Jones, (Appalachian State) vs. Marshall, 1997; Tierra Bumbrey (Elon) vs. Western Carolina, 2008; Whitney Bunn (Furman) vs. Samford, 2015; KeKe Calloway (Mercer) vs. Chattanooga, 2017

**Most 3-point field-goal attempts** – 16, Andrea Cournoyer (Samford) vs. ETSU, 2021

**Most free throws made** – 15, Melinda Goodson (UNCG) vs. Davidson, 1999

**Most free-throw attempts** – 22, Kim McInturff (Western Carolina) vs. Furman, 1987

**Most rebounds** – 22, Katie Beck (ETSU) vs. Chattanooga, 1988; Shannon Thomas (Appalachian State) vs. Chattanooga, 1990

**Most assists** – 15, Jan Cameron (Chattanooga) vs. Western Carolina, 1992

**Most blocked shots** – 8, Jasmine Joyner (Chattanooga) vs. Samford, 2016

**Most steals** – 8, Jennifer O'Brien (Davidson) vs. Furman, 1999, vs. College of Charleston, 2000; Shannon Spencer (Appalachian State) vs. Marshall, 1996; Shannon Thomas (Appalachian State) vs. Chattanooga, 1990

### Tournament

**Most points** – 106, Jennifer Gardner (Western Carolina), 2005

**Most field goals made** – 33, Jennifer Gardner (Western Carolina), 2005

**Most field-goal attempts** – 57, Nicole Hopson (ETSU), 1991

**Most 3-point field goals made** – 12, Brooke Hand (Chattanooga), 2007; Michelle Davis (Chattanooga), 2010; KeKe Calloway (Mercer), 2017

**Most 3-point field-goal attempts** – 27, Tianna Tarter (ETSU), 2018

**Most free throws made** – 37, Jennifer Gardner (Western Carolina), 2005

**Most free-throw attempts** – 46, Jennifer Gardner (Western Carolina), 2005

**Most rebounds** – 43, Jennifer Gardner (Western Carolina), 2005

**Most assists** – 28, Ki-Ki Glass (Western Carolina), 2005

**Most blocked shots** – 14, Sophia Aleksandravicius (Davidson), 2013

**Most steals** – 15, Nancy Smith (Chattanooga), 1989; Jennifer O'Brien (Davidson), 2000

## TEAM

### Game

**Most points** – 108, Marshall vs. Georgia Southern, 1996

**Most field goals made** – 43, Appalachian State vs. Furman, 1988

**Most field-goal attempts** – 88, College of Charleston vs. Western Carolina, 2009

**Most 3-point field goals made** – 13, Appalachian State vs. Marshall, 1997; Chattanooga vs. UNCG, 2008

**Most 3-point field-goal attempts** – 33, Chattanooga vs. College of Charleston, 2009

**Most free throws made** – 31, ETSU vs. Furman, 1990; Appalachian State vs. Davidson, 1999

**Most free-throw attempts** – 42, Appalachian State vs. Marshall, 1995

**Most rebounds** – 61, Appalachian State vs. Marshall, 1995

**Most assists** – 29, Marshall vs. ETSU, 1987

**Most blocked shots** – 13, Chattanooga vs. UNCG, 2019

**Most steals** – 22, Furman vs. ETSU, 1992

**Least points scored** – 32, Western Carolina vs. Mercer, 2019

### Tournament

**Most points** – 301, Western Carolina, 2005

**Most field goals made** – 105, Appalachian State, 1991; Western Carolina, 2005

**Most field-goal attempts** – 254, Western Carolina, 2005

**Most 3-point field goals made** – 31, Chattanooga, 2010

**Most 3-point field-goal attempts** – 70, ETSU, 2018; 70, Furman, 2022

**Most free throws made** – 66, Western Carolina, 2005


**Most free-throw attempts** – 112, Appalachian State, 1996

**Most rebounds** – 173, Western Carolina, 2005

**Most assists** – 70, Western Carolina, 2005

**Most blocked shots** – 22, Mercer, 2019

**Most steals** – 38, ETSU, 2005



*Western Carolina's Jennifer Gardner broke five SoCon tournament records in leading the Catamounts to the 2005 championship, including most points in a game (45) and most points in a tournament (106).*