



# SOUTHERN CONFERENCE MEN'S BASKETBALL

# 2021-22



702 North Pine Street, Spartanburg, SC 29303 • 864-591-5100 • Fax: 864-591-3448

Phil Perry, Assistant Commissioner for Media Relations (MBK contact)

facebook.com/SouthernConference • twitter.com/SoConSports • instagram.com/SouthernConference

## 2021-22 SOUTHERN CONFERENCE BASKETBALL STANDINGS

	Conference					Overall					
	W-L	Pct.	H	A	ST	W-L	Pct.	H	A	N	ST
Chattanooga	8-1	0.889	4-0	4-1	W5	18-4	0.818	9-1	9-3	0-0	W5
Furman	8-2	0.800	5-0	3-2	W4	16-7	0.696	10-1	6-6	0-0	W4
Mercer	6-4	0.600	5-1	1-3	W1	13-10	0.565	9-2	3-7	1-1	W1
VMI	5-5	0.500	3-2	2-3	W1	12-10	0.545	7-2	4-7	1-1	W1
Wofford	5-6	0.455	3-3	2-3	L1	13-10	0.565	8-4	5-6	0-0	L1
UNCG	4-5	0.444	2-2	2-3	L1	12-9	0.571	7-2	4-5	1-2	L1
ETSU	4-6	0.400	3-3	1-3	L3	12-11	0.522	7-4	2-7	3-0	L3
Samford	3-6	0.333	2-1	1-5	W2	13-8	0.619	7-2	4-6	2-0	W2
The Citadel	3-6	0.333	2-3	1-3	L1	9-11	0.450	6-5	3-6	0-0	L1
Western Carolina	2-7	0.222	2-2	0-5	L5	8-14	0.364	5-3	2-10	1-1	L5

## UPCOMING SCHEDULE (ALL TIMES EASTERN)

### Feb. 2 (Wednesday)

- \*The Citadel at Furman, 7 p.m. ESPN+
- \*VMI at UNCG, 7 p.m. ESPN+
- \*ETSU at Western Carolina, 7 p.m. ESPN+
- \*Chattanooga at Samford, 8 p.m. ESPN+

### Feb. 4 (Friday)

- \*Western Carolina at VMI, 6 p.m. ESPN+

### Feb. 5 (Saturday)

- \*UNCG at Furman, 12 p.m. ESPN+ (Bon Secours Wellness Arena)
- \*Mercer at Chattanooga, 12 p.m. ESPNU
- \*Samford at The Citadel, 1 p.m. ESPN+
- \*ETSU at Wofford, 2 p.m. CBS Sports Network

### ESPNU broadcast team

**Play-by-play:** Brock Bowling  
**Analyst:** David Padgett

### CBS Sports Network broadcast team

**Play-by-play:** Pete Yanity  
**Analyst:** Dean Keener

## RECENT RESULTS (HOME TEAM UNDERLINED>

### Jan. 31 (Monday)

- \*Mercer 67, Wofford 62

### Jan. 29 (Saturday)

- \*VMI 83, ETSU 79
- \*Chattanooga 75, The Citadel 62
- \*Samford 74, Western Carolina 64
- \*Furman 80, Mercer 50
- \*Wofford 85, UNCG 66

### Jan. 26 (Wednesday)

- \*UNCG 80, ETSU 76
- \*Chattanooga 71, Wofford 60
- \*Furman 79, VMI 64
- \*The Citadel 68, Western Carolina 66
- \*Samford 75, Mercer 61

## SoCon PLAYER OF THE WEEK (1/31)

PRESENTED BY **GEICO**

### Jordan King, So., G, ETSU

ETSU's Jordan King averaged 25.0 points, 4.0 rebounds and 3.5 assists per game on the week in a pair of close losses.

King opened his week by matching his career high with 23 points in an 80-76 setback to UNCG on Wednesday in a battle of the last two SoCon champions. The guard from Albany, New York, hit four 3-pointers and had four rebounds, four assists and a steal in the four-point loss.

Three days later, King surpassed his career high with 27 points in an 83-79 loss at VMI, also setting new career marks with 10 field goals and seven 3-pointers made. He added another four rebounds and three assists and shot 58.8 percent from the floor on the day (10-for-17), including a 7-for-12 showing (58.3 percent) from deep.

The weekly award is the first of his career.



## NOTES

- Four Southern Conference games are on Wednesday's slate as the league kicks off the final month of the regular season.

- While Chattanooga and Furman seem poised to pull away at the top of the league standings, the Nos. 3-10 spots are separated by just 3.5 games.

- First-place Chattanooga has won five straight games to sit 8-1 in the league, while Furman has kept pace with four straight wins and is a half-game back at 8-2.

- On Wednesday, the Mocs visit a Samford squad that has won two straight after a four-game losing streak. The Bulldogs' 74-64 win at Western Carolina on Saturday was their first road SoCon win since Feb. 15, 2020, at The Citadel.

- Chattanooga (10-3, .769) and Samford (10-2, .833) posted the best nonconference records in the SoCon this season.

- Furman is winning by an average of 27.0 points per game since a 71-69 setback at Chattanooga on Jan. 15 and has held three of its four opponents in its current winning streak to exactly 50 points.

- The Paladins, who are a league-best 10-1 at home, host The Citadel on campus on Wednesday and UNCG at Bon Secours Wellness Arena in downtown Greenville, South Carolina, on Saturday.

- UNCG, which ranks second in the SoCon in scoring defense (64.8 ppg), hosts VMI on Wednesday before visiting Furman on Saturday. The Keydets and Paladins rank No. 1 and No. 3, respectively, in NCAA Division I in made 3-pointers per game, with Furman holding the No. 1 spot in total makes with 283 (12.3 per game) and VMI sitting No. 2 at 274 (12.5 per game). The Spartans are also starting to heat up from deep, as UNCG has made a season-high 10 3-pointers in two straight games.

- Wednesday's game between Furman and The Citadel should also see plenty of long-range action, as the Bulldogs are eighth in DI with 10.4 made 3-pointers per game. Freshman Jason Roche has hit at least one in all 20 games of his career so far and is sixth in DI with 3.65 per game, just behind VMI's Kamdyn Curfman, who is fifth with 3.77 per game and has the longest active streak in the SoCon with at least one 3 in 23 straight games.

- Either ETSU, which has dropped three straight, or Western Carolina, which has lost five straight, will get back in the win column Wednesday when the Cata-mounts host the Bucs. ETSU's last three losses have come by a combined 10 points.

- Mercer downed Wofford 67-62 on ESPNU on Monday in the second of three straight nationally televised games for the Bears. It was Wofford's first of two straight national appearances, as the Terriers host ETSU on CBS Sports Network on Saturday. That, in turn, will be the first of two straight on national TV for Bucs, who then host Furman on ESPNU on Feb. 7.

- Chattanooga is up two spots to No. 5 in the Colleg Insider.com Mid-Major Top 25 poll this week, while Furman is the second team outside of the poll. Wofford is also receiving votes.

## ACTIVE SoCON CAREER LEADERS

Points scored	(SoCon career rank)
1,568	David Jean-Baptiste, UTC, Gr.
1,294	Alex Hunter, FUR, 5th
1,242	Jake Stephens, VMI, Sr.
1,202	Hayden Brown, CIT, Gr.
1,200	Mike Bothwell, FUR, Sr.

Points scored per game (min. 800 points)	
18.94	Malachi Smith (890 PTS/47 GP), UTC, So.
12.80	Kamdyn Curfman (1,024/80), VMI, Jr.
11.90	Hayden Brown (1,202/101), CIT, Sr.
11.28	David Jean-Baptiste (1,568/139), UTC, Gr.
11.09	Jake Stephens (1,242/112), VMI, Sr.

Field-goal percentage (min. 240 made)	
.519	James Glisson III, MER, Jr.
.512	Jalen Slawson, FUR, Sr.
.498	Hayden Brown, CIT, Gr.
.486	Malachi Smith, UTC, So.
.476	Mike Bothwell, FUR, Sr.

3-point field goals made	
283	Alex Hunter, FUR, 5th
259	David Jean-Baptiste, UTC, Gr.
237	Kamdyn Curfman, VMI, Jr.
163	Jake Stephens, VMI, Sr.
130	Sean Conway, VMI, Jr.

3-point field-goal percentage (min. 120 made)	
.396	Kamdyn Curfman, VMI, Jr.
.384	Alex Hunter, FUR, 5th
.373	David Jean-Baptiste, UTC, Gr.
.372	Sean Conway, VMI, Jr.
.357	Jake Stephens, VMI, Sr.

Free-throw percentage (min. 110 made)	
.818	Malachi Smith, UTC, So.
.816	Mike Bothwell, FUR, Sr.
.805	Jake Stephens, VMI, Sr.
.779	David Jean-Baptiste, UTC, Gr.
.718	Kaleb Hunter, UNCG, Gr.

Rebounds	
659	Jake Stephens, VMI, Sr.
622	Hayden Brown, CIT, Gr.
507	Jalen Slawson, FUR, Sr.
447	Mohammed Abdulsalam, UNCG, Sr.
423	Alex Hunter, FUR, 5th

Rebounds per game (min. 280 rebounds)	
7.70	Malachi Smith (362 REB/47 GP), UTC, So.
6.78	Felipe Haase (346/51), MER, R-Sr.
6.16	Hayden Brown (622/101), CIT, Gr.
5.88	Jake Stephens (659/112), VMI, Sr.
5.04	Sean Conway (383/76), VMI, Jr.

Blocked shots	
142	Jake Stephens, VMI, Sr.
115	Stephen Clark, CIT, Jr.
111	Jalen Slawson, FUR, Sr.
49	Victor Baffuto, MER, R-Sr.
45	Messiah Jones, WOF, Jr.

Steals	
138	David Jean-Baptiste, UTC, Gr.
127	Alex Hunter, FUR, 5th
127	Jalen Slawson, FUR, Sr.
123	Ryan Larson, WOF, Sr.
116	Mike Bothwell, FUR, Sr.

Assists	
430	Alex Hunter, FUR, 5th
311	David Jean-Baptiste, UTC, Gr.
300	Ryan Larson, WOF, Sr.
259	Jake Stephens, VMI, Sr.
234	Mike Bothwell, FUR, Sr.

Assists per game (min. 150 assists)	
4.64	David Sloan (218 AST/47 GP), ETSU, Sr.
3.88	Tyler Moffe (163/42), CIT, Gr.
3.26	Malachi Smith (153 REB/47 GP), UTC, So.
2.95	Alex Hunter (430/146), FUR, 5th
2.70	Ryan Larson (300/111), WOF, Sr.

## SoCON RECORD BOOK

TEAM		
3-point field goals made		
Game		
1. 24	VMI vs. Furman	2/12/15
2. 23	The Citadel vs. Mid-Atlantic Christian	11/12/18
23	The Citadel vs. High Point	11/27/18
4. 22	Georgia Southern vs. Chattanooga	1/17/05
22	The Citadel vs. UNCG	2/28/19
22	Samford vs. Belhaven	12/21/20
<b>22</b>	<b>Furman vs. North Greenville</b>	<b>11/9/21</b>
<b>22</b>	<b>VMI vs. Carlow</b>	<b>11/9/21</b>
9. 21	Furman vs. Virginia Intermont	12/29/04
21	VMI vs. Johnson	11/18/14
21	The Citadel vs. Ogelthorpe	11/10/17
21	Furman vs. North Greenville	11/15/18
21	VMI vs. Campbellsville-Harrodsburg	12/15/20
21	Furman vs. South Carolina State	12/21/20
<b>21</b>	<b>Furman vs. Western Carolina</b>	<b>1/19/22</b>

Assists		
Game		
1. 42	The Citadel vs. Mid-Atlantic Christian	11/19/15
2. 39	Davidson vs. Warren Wilson	12/9/91
3. 38	Marshall vs. South Carolina	12/1/80
4. 37	The Citadel vs. Mid-Atlantic Christian	12/12/18
5. 36	Chattanooga vs. Emmanuel	11/29/03
36	Samford vs. Belhaven	12/21/20
7. 35	Davidson vs. Mount St. Mary	12/15/06
35	Chattanooga vs. Tennessee Wesleyan	11/26/03
9. 34	The Citadel vs. Johnson	11/13/16
34	Wofford vs. UVa-Wise	12/6/16
<b>34</b>	<b>Furman vs. North Greenville</b>	<b>11/9/21</b>

INDIVIDUAL		
3-point field-goal percentage		
Game (minimum 6 made)		
1. 100.0 (9-9)	Nicholas Paulos, UNCG vs. Davidson	Jan. 18, 2014
<b>2. 100.0 (8-8)</b>	<b>Jalen Johnson, Mercer vs. VMI</b>	<b>Jan. 13, 2022</b>
3. 100.0 (7-7)	Stefan Kenic, Chattanooga vs. Western Carolina	Feb. 17, 2021

## NATIONAL HONORS

Lou Henson National Player of the Week	
Nov. 15	Mike Bothwell, Sr., G, Furman
Dec. 27	Ques Glover, So., G, Samford
Jan. 3	Jake Stephens, Sr., C, VMI

## OVERTIME ALL THE TIME

SoCon teams played in 14 overtime games during nonconference play, going 7-7, while there has been one OT game in SoCon play so far. SoCon squads played just 11 overtime games all of last season.

11/9	Western Carolina 79, Bowling Green 71 (OT)
11/12	Furman 80, Louisville 72 (OT)
11/12	UNCG 70, Northern Kentucky 69 (OT)
11/12	Presbyterian 73, VMI 72 (OT)
11/13	Winthrop 88, Mercer 85 (OT)
11/15	Presbyterian 74, The Citadel 70 (2OT)
11/15	Belmont 95, Furman 89 (OT)
11/19	Massachusetts 93, UNCG 90 (OT)
11/20	Marist 78, VMI 74 (OT)
11/21	Florida International 74, UNCG 71 (OT)
11/28	The Citadel 91, South Carolina State 79 (OT)
11/30	Furman 74, High Point 70 (2OT)
12/3	Furman 91, College of Charleston 88 (OT)
12/8	Western Carolina 74, Tennessee Tech 69 (OT)
1/5	Western Carolina 94, The Citadel 90 (OT)

## SoCON PLAYERS OF THE WEEK

PRESENTED BY **GEICO**

Nov. 15	Mike Bothwell, Sr., G, Furman
Nov. 22	Malachi Smith, So., G, Chattanooga
Nov. 29	Max Klesmit, So., G, Wofford
Dec. 6	Jalen Slawson, Sr., F, Furman
Dec. 13	Jake Stephens, Sr., C, VMI
Dec. 20	Malachi Smith, So., G, Chattanooga
Dec. 27	Ques Glover, So., G, Samford
Jan. 3	Jake Stephens, Sr., C, VMI
Jan. 10	Malachi Smith, So., G, Chattanooga
Jan. 17	Jake Stephens, Sr., C, VMI
Jan. 24	Malachi Smith, So., G, Chattanooga
Jan. 31	Jordan King, So., G, ETSU
Feb. 7	
Feb. 14	
Feb. 21	
Feb. 28	

## SoCON PLAYERS OF THE MONTH

November	Hayden Brown, Gr., F, The Citadel
December	Jake Stephens, Sr., C, VMI
January	
February	

## SoCON STUDENT-ATHLETES OF THE WEEK

Nov. 24	Malachi Smith, So., G, Chattanooga
Dec. 29	Jackson Greco, So., G, Mercer

## Did you know?

- SoCon squads picked up six wins over Power 5 conference opponents this season, bookending the beginning and end of nonconference play. The Citadel opened the season with a 78-63 win at Pittsburgh on Nov. 9, followed by Furman beating Louisville 80-72 in overtime on Nov. 12. To cap nonconference play, Samford topped Mississippi on 75-73 on Dec. 21, with ETSU downing Georgia 86-84 the next day. In between, Samford dropped Oregon State 78-77 on Nov. 18 and Wofford edged Georgia 68-65 on Nov. 28.

- Prior to the COVID-affected 2021-22 season, the SoCon had produced four 20-game winners in each of the previous four seasons. Only UNCG (21-9) reached the benchmark last season, while Mercer (18-11) and Chattanooga (18-8) both finished with 18 wins.

- First conducted in 1921, the SoCon men's basketball tournament is the nation's oldest college conference tournament. The 2022 tournament will be the 102nd edition.

- Furman's Frank Selvy scored an NCAA-record 100 points on Feb. 13, 1954. His record still stands.

- Western Carolina's Ronnie Carr hit the first 3-point basket in NCAA history on Nov. 29, 1980.

- Wofford's Fletcher Magee finished his career in 2019 as the NCAA Division I record-holder with 509 made 3-pointers.

- While it currently has 10 member schools, the Southern Conference has had 44 full-time members in its illustrious history, including the schools that exited to found the Southeastern Conference (1932) at the Atlantic Coast Conference (1953). In all, 21 schools that are now members of "Power 5" conferences were once members of the SoCon.

## COLLEGEINSIDER.COM MID-MAJOR TOP 25

School (1st-place)	PS	N15	N22	N29	D6	D13	D20	D27	J3	J10	J17	J24	J31
Gonzaga (31)	1	1	1	1	1	1	1	1	1	1	1	1	1
Iona	13	10	7	7	5	4	4	4	4	5	4	3	2
Murray State	-	-	-	-	20	10	8	9	9	5	5	3	3
Saint Mary's	8	6	5	4	8	6	7	7	7	8	8	6	4
<b>Chattanooga</b>	<b>21</b>	<b>21</b>	<b>12</b>	<b>16</b>	<b>11</b>	<b>8</b>	<b>15</b>	<b>15</b>	<b>13</b>	<b>11</b>	<b>13</b>	<b>7</b>	<b>5</b>
Loyola Chicago	9	7	4	5	4	3	3	3	3	2	2	4	6
South Dakota State	10	12	11	9	9	11	16	12	12	12	10	8	7
Toledo	17	17	21	15	16	18	19	18	19	17	15	9	8
Ohio	24	15	15	8	12	12	9	8	8	7	6	10	9
BYU	3	2	2	2	3	5	5	5	5	3	3	2	10
Vermont	16	22	19	-	-	-	-	-	-	-	18	14	11
Oakland	-	25	17	11	10	13	14	16	15	15	12	15	12
New Mexico State	15	14	14	14	15	14	11	10	10	9	13	13	13
San Francisco	12	8	6	3	2	2	2	2	2	4	7	11	14
Drake	4	3	3	17	13	15	12	13	16	16	16	17	15
Wagner	-	-	-	-	-	-	-	-	-	25	20	18	16
Missouri State	11	19	16	18	-	-	25	-	21	-	19	12	17
Cleveland State	-	-	-	-	-	-	-	-	-	21	22	16	18
Belmont	2	9	8	6	7	7	6	6	6	6	11	20	19
Weber State	-	-	18	10	6	9	18	23	-	-	-	-	20
Jacksonville State	-	-	-	-	-	-	-	-	-	-	-	-	21
UNCW	-	-	-	-	-	-	-	-	-	-	-	-	22
Princeton	-	-	-	-	-	-	-	-	-	-	24	19	23
Morehead State	-	-	-	-	-	-	-	-	-	-	-	24	24
Norfolk State	-	-	-	23	23	-	-	-	-	-	-	-	25
Monmouth	-	-	-	-	21	17	10	11	11	13	21	21	-
Grand Canyon	-	-	-	-	25	-	13	14	14	14	14	22	-
Liberty	5	4	-	24	22	-	24	-	-	-	25	23	-
Arkansas State	-	-	-	-	-	-	-	-	-	-	-	25	-
James Madison	-	-	-	-	16	17	17	17	19	17	-	-	-
Santa Clara	-	-	20	22	-	-	-	-	25	18	23	-	-
Akron	-	-	-	-	25	22	22	18	20	-	-	-	-
<b>Furman</b>	-	<b>16</b>	<b>24</b>	<b>21</b>	<b>17</b>	<b>23</b>	-	-	-	<b>22</b>	-	-	-
Utah Valley	-	-	-	-	14	24	21	20	24	23	-	-	-
Southern Utah	23	-	-	-	-	19	20	19	23	24	-	-	-
Abilene Christian	-	-	-	-	-	-	-	-	20	-	-	-	-
Boston University	-	-	-	-	21	23	24	22	-	-	-	-	-
Hofstra	-	-	-	-	-	-	-	-	21	-	-	-	-
<b>Samford</b>	-	-	-	-	-	-	-	-	-	<b>25</b>	-	-	-
UC Irvine	-	-	-	20	18	20	-	-	-	-	-	-	-
Buffalo	6	11	10	19	24	22	-	-	-	-	-	-	-
UCSB	14	13	13	13	19	-	-	-	-	-	-	-	-
Georgia State	7	5	9	12	-	-	-	-	-	-	-	-	-
Yale	19	20	23	25	-	-	-	-	-	-	-	-	-
Louisiana	18	18	22	-	-	-	-	-	-	-	-	-	-
Miami (Ohio)	-	-	25	-	-	-	-	-	-	-	-	-	-
Winthrop	-	23	-	-	-	-	-	-	-	-	-	-	-
North Dakota State	25	24	-	-	-	-	-	-	-	-	-	-	-
Wright State	20	-	-	-	-	-	-	-	-	-	-	-	-
Loyola Marymount	22	-	-	-	-	-	-	-	-	-	-	-	-

**OTHERS RECEIVING VOTES:** Liberty 67, **Furman 63**, Seattle 52, Longwood 47, Santa Clara 24, Towson 23, Grand Canyon 18, Utah Valley 17, Montana State 16, App State 15, Monmouth 14, Arkansas State 10, Northern Iowa 10, Bradley 9, **Wofford 9**, Akron 8, Hawaii 8, Buffalo 7, James Madison 6, Oral Roberts 5, Hofstra 4, UC Irvine 4, Stony Brook 3, Jacksonville 2, Bryant 1, South Alabama 1, Southern Utah 1, Wright State 1

## SoCon COACHING RECORDS

Coach, school	Career (yrs.)	School (yrs.)	SoCon (yrs.)
Duggar Baucom, The Citadel	261-307 (19th)	73-128 (7th)	31-102 (8th)
Desmond Oliver, ETSU	12-11 (1st)	Same	4-6 (1st)
Bob Richey, Furman	105-42 (5th)	Same	59-20 (5th)
Greg Gary, Mercer	64-80 (5th)	48-36 (3rd)	25-20 (3rd)
Mike Jones, UNCG	150-137 (11th)	12-9 (1st)	4-5 (1st)
Bucky McMillan, Samford	19-21 (2nd)	Same	5-15 (2nd)
Lamont Paris, Chattanooga	77-68 (5th)	Same	37-42 (5th)
Dan Earl, VMI	70-133 (7th)	Same	30-84 (7th)
Justin Gray, Western Carolina	8-14 (1st)	Same	2-7 (1st)
Jay McAuley, Wofford	47-35 (3rd)	Same	25-21 (3rd)

## NCAA TOURNAMENT

The Southern Conference and Furman are co-hosting NCAA Men's Basketball Championship First and Second Round games at Bon Secours Wellness Arena in Greenville, South Carolina, on March 18 and 20, 2022.

## SoCon 100th ANNIVERSARY TEAM

The Southern Conference named its 100th anniversary teams to close out the 2021 calendar year and celebration of the first 100 years of the league.



## OTHER NATIONAL RANKINGS

### NET Rankings

As of Feb. 1, two SoCon squads are ranked in the top 100 in the NET rankings and one more is in the top 150.

41	Chattanooga
66	Furman
107	Wofford
153	VMI
167	ETSU
171	UNCG
211	Samford
213	Mercer
242	The Citadel
289	Western Carolina

### RPI Rankings

As of Jan. 30, the SoCon is ranked No. 11 as a league in the RPI, according to WarrenNolan.com.

Individual team rankings are as follows:

36	Chattanooga
56	Furman
141	ETSU
147	Mercer
151	UNCG
154	VMI
162	Wofford
171	Samford
237	The Citadel
253	Western Carolina

## Preseason predictions

Chattanooga is the preseason SoCon favorite to win the 2021-22 SoCon men's basketball title in polling of the league's 10 men's basketball coaches and media. Hayden Brown, a graduate student and forward for The Citadel, is the coaches' preseason player of the year selection after finishing second in the league in scoring (18.8 ppg) and pacing the SoCon in rebounding (10.5 rpg) last season. He was the only league player to average a double-double.

### Preseason Player of the Year

Hayden Brown, Gr., F, The Citadel

### Preseason All-Southern Conference Team

Hayden Brown, Gr., F, The Citadel  
 Ledarius Brewer, R-Jr., G, ETSU  
 David Sloan, Sr., G, ETSU  
 Mike Bothwell, Sr., G, Furman  
 Alex Hunter, 5th, G, Furman  
 Neftali Alvarez, R-Jr., G, Mercer  
 Felipe Haase, R-Sr., F, Mercer  
 David Jean-Baptiste, Gr., G, Chattanooga  
 Malachi Smith, So., G, Chattanooga  
 Jake Stephens, Sr., C, VMI

### Coaches poll

Team (1st)	Total	Media poll Team (1st)	Total
1. Chattanooga (7)	77	1. Chattanooga (18)	254
2. Furman (2)	71	2. Furman (3)	220
3. ETSU	59	3. Wofford (1)	191
4. Mercer (1)	58	4. Mercer (2)	190
5. Wofford	49	5. ETSU	186
6. UNCG	45	6. UNCG (3)	160
7. VMI	32	7. VMI	104
8. Samford	24	8. The Citadel	74
9. The Citadel	23	9. Samford	57
10. Western Carolina	12	10. Western Carolina	49



## SPECIALTY STATS LEADERS

40-point games	Ovr.	SoCon
Felipe Haase, MER.....	1	0

30-point games	Ovr.	SoCon
Malachi Smith, UTC.....	2	1
Hayden Brown, CIT.....	1	0
Mike Bothwell, FUR.....	1	0
Alex Hunter, FUR.....	1	0
Jalen Slawson, FUR.....	1	0
Felipe Haase, MER.....	1	0
Jalen Johnson, MER.....	1	1
Jake Stephens, VMI.....	1	1

20-point games	Ovr.	SoCon
Malachi Smith, UTC.....	14	6
Jake Stephens, VMI.....	11	8
Ques Glover, SAM.....	8	2
Hayden Brown, CIT.....	7	3
Mike Bothwell, FUR.....	6	2
Alex Hunter, FUR.....	6	0
Kamdyn Curfman, VMI.....	6	2
Jordan King, ETSU.....	5	3
David Sloan, ETSU.....	5	3
Jalen Slawson, FUR.....	5	3
De'Monte Buckingham, UNCG.....	5	1
Max Klesmit, WOF.....	5	2
B.J. Mack, WOF.....	5	3
Jason Roche, CIT.....	4	1
Ledarius Brewer, ETSU.....	4	3
Felipe Haase, MER.....	4	2
Jalen Johnson, MER.....	3	2
David Jean-Baptiste, UTC.....	3	0
Rudy Fitzgibbons III, CIT.....	2	1
Conley Garrison, FUR.....	2	2
Neftali Alvarez, MER.....	2	0
James Glisson III, MER.....	2	1
Logan Dye, SAM.....	2	2
Jermaine Marshall, SAM.....	2	1
Silvio De Sousa, UTC.....	2	0
Honor Huff, VMI.....	2	2
Travion McCray, WCU.....	2	0
Nicholas Robinson, WCU.....	2	0
Stephen Clark, CIT.....	1	1
Tyler Moffe, CIT.....	1	1
Ty Brewer, ETSU.....	1	0
Shannon Grant, MER.....	1	1
Keyshaun Langley, UNCG.....	1	1
Jaden Campbell, SAM.....	1	1
Wesley Cardet, SAM.....	1	0
Darius Banks, UTC.....	1	0
Trey Bonham, VMI.....	1	1
Marcus Banks, WCU.....	1	0
Joe Petrakis, WCU.....	1	1
Vonterius Woolbright, WCU.....	1	1
Austin Patterson, WOF.....	1	0
Luke Turner, WOF.....	1	1

20-rebound games	Ovr.	SoCon
Jake Stephens, VMI.....	1	1

15-rebound games	Ovr.	SoCon
Jake Stephens, VMI.....	3	2
Hayden Brown, CIT.....	2	1
Stephen Clark, CIT.....	1	0
Vonterius Woolbright, WCU.....	1	0

10-rebound games	Ovr.	SoCon
Jermaine Marshall, SAM.....	8	1
Jake Stephens, VMI.....	7	4
Jalen Slawson, FUR.....	6	2

Silvio De Sousa, UTC.....	6	4
Hayden Brown, CIT.....	5	2
Felipe Haase, MER.....	4	2
De'Monte Buckingham, UNCG.....	4	0
Nicholas Robinson, WCU.....	4	1
Isaiah Bigelow, WOF.....	4	2
Stephen Clark, CIT.....	3	2
Ledarius Brewer, ETSU.....	3	1
Sean Conway, VMI.....	3	1
Vonterius Woolbright, WCU.....	3	1
Silas Adheke, ETSU.....	2	0
Ty Brewer, ETSU.....	2	1
Marcus Foster, FUR.....	2	0
Wesley Cardet, SAM.....	2	1
Marlow Gilmore, WCU.....	2	0
B.J. Mack, WOF.....	2	0
Charlie Weber, ETSU.....	1	0
Josh Ayeni, UTC.....	1	0
James Glisson III, MER.....	1	0
Shannon Grant, MER.....	1	1
Jalen Johnson, MER.....	1	0
Mohammed Abdulsalam, UNCG.....	1	0
Kaleb Hunter, UNCG.....	1	0
Bas Leyte, UNCG.....	1	0
Khyre Thompson, UNCG.....	1	0
Jaden Campbell, SAM.....	1	0
Jacob Tryon, SAM.....	1	0
Darius Banks, UTC.....	1	0
Malachi Smith, UTC.....	1	0
Kamdyn Curfman, VMI.....	1	1
Marcus Banks, WCU.....	1	1
Tyler Harris, WCU.....	1	1
Travion McCray, WCU.....	1	0
Joe Petrakis, WCU.....	1	0
Luke Turner, WOF.....	1	1

10-assist games	Ovr.	SoCon
David Sloan, ETSU.....	2	2
Jalen Slawson, FUR.....	2	0

5-steal games	Ovr.	SoCon
Joe Anderson, FUR.....	1	0
Jalen Slawson, FUR.....	1	1
Kamar Robertson, MER.....	1	0
David Jean-Baptiste, UTC.....	1	0
Malachi Smith, UTC.....	1	1

5-block games	Ovr.	SoCon
Stephen Clark, CIT.....	3	2
Jake Stephens, VMI.....	2	0
Ty Brewer, ETSU.....	1	1
Jalen Slawson, FUR.....	1	0
Jalen Johnson, MER.....	1	1

Double-doubles	Ovr.	SoCon
Jermaine Marshall, SAM.....	7	1
Jake Stephens, VMI.....	7	4
Hayden Brown, CIT.....	5	2
Jalen Slawson, FUR.....	5	1
Silvio De Sousa, UTC.....	5	3
Felipe Haase, MER.....	4	2
Ledarius Brewer, ETSU.....	3	1
Nicholas Robinson, WCU.....	3	1
Vonterius Woolbright, WCU.....	3	1
Stephen Clark, CIT.....	2	1
David Sloan, ETSU*.....	2	2
Marcus Foster, FUR.....	2	0
De'Monte Buckingham, UNCG.....	2	0
Sean Conway, VMI.....	2	1
B.J. Mack, WOF.....	2	0

Charlie Weber, ETSU.....	1	0
Shannon Grant, MER.....	1	1
Jalen Johnson, MER.....	1	0
Kaleb Hunter, UNCG.....	1	0
Jaden Campbell, SAM.....	1	0
Wesley Cardet, SAM.....	1	0
Jacob Tryon, SAM.....	1	0
Josh Ayeni, UTC.....	1	0
Malachi Smith, UTC.....	1	0
Kamdyn Curfman, VMI.....	1	1
Marcus Banks, WCU.....	1	1
Tyler Harris, WCU.....	1	1
Joe Petrakis, WCU.....	1	0
Isaiah Bigelow, WOF.....	1	1
Luke Turner, WOF.....	1	1

\*Points/assists

Triple-doubles	Ovr.	SoCon
Jalen Slawson, FUR.....	1	0

40/10 games	Ovr.	SoCon
Felipe Haase, MER.....	1	0

30/10 games	Ovr.	SoCon
Jalen Slawson, FUR.....	1	0
Felipe Haase, MER.....	1	0

20/20 games	Ovr.	SoCon
Jake Stephens, VMI.....	1	1

20/15 games	Ovr.	SoCon
Jake Stephens, VMI.....	3	2
Hayden Brown, CIT.....	2	1

20/10 games	Ovr.	SoCon
Jake Stephens, VMI.....	5	3
Hayden Brown, CIT.....	4	2
Ledarius Brewer, ETSU.....	1	1
Jalen Slawson, FUR.....	1	0
Felipe Haase, MER.....	1	0
De'Monte Buckingham, UNCG.....	1	0
Wesley Cardet, SAM.....	1	0
Jermaine Marshall, SAM.....	1	0
Malachi Smith, UTC.....	1	0
B.J. Mack, WOF.....	1	0
Luke Turner, WOF.....	1	1

### 3-POINTER STREAKS (THROUGH GAMES 1/31)

• Eleven Southern Conference players have streaks of at least 10 games with at least one made 3-pointer.

#### Consecutive games with a 3-pointer

Player, school, class	'21-22	'20-21	Total
Kamdyn Curfman, VMI, Jr.	22	1	23
Jason Roche, CIT, Fr.	20	x	20
Ryan Larson, WOF, Sr.	19	x	19
Conley Garrison, FUR, Gr.	16	x	16
Malachi Smith, UTC, So.	16	x	16
Jake Stephens, VMI, Sr.	16	x	16
Jaden Campbell, SAM, So.	13	x	13
Max Klesmit, WOF, So.	12	x	12
David Sloan, ETSU, Sr.	11	x	11
Alex Hunter, FUR, 5th	10	x	10
A.J. Caldwell, UTC, R-Jr.	10	x	10

• As a team, ETSU has the fourth-longest active streak in the NCAA at 1,083 consecutive games with a made 3-pointer. The last time the Bucs failed to make at least one triple was in an 0-for-8 showing against Davidson on Feb. 16, 1987.

**America East Conference (2-1)**

- 11/19 UMBC 91, Western Carolina 75 (Farmville, Va.)
- 11/27 UNCG 54, Vermont 51
- 12/16 UNCG 62, UMBC 61

**American Athletic Conference (0-1)**

- 11/14 East Carolina 95, Western Carolina 79

**ASUN Conference (5-1)**

- 11/25 VMI 73, Central Arkansas 67 (New Orleans, La.)
- 12/1 Mercer 73, Kennesaw State 71
- 12/5 Wofford 88, Kennesaw State 62
- 12/5 Chattanooga 85, Lipscomb 64
- 12/18 Samford 85, Kennesaw State 84
- 12/19 Florida Gulf Coast 67, Mercer 55

**Atlantic 10 Conference (1-3)**

- 11/19 Massachusetts 93, UNCG 90 (OT) (St. Petersburg, Fla.)
- 11/20 Saint Louis 75, Mercer 58
- 11/20 Chattanooga 56, VCU 54
- 12/1 Richmond 73, Wofford 64
- 12/22 Wofford at Duquesne, canc.

**Atlantic Coast Conference (2-5)**

- 11/9 The Citadel 78, Pittsburgh 63
- 11/12 Furman 80, Louisville 72 (OT)
- 11/12 Clemson 76, Wofford 68
- 11/12 Wake Forest 87, Western Carolina 75
- 11/22 #5 Duke 107, The Citadel 81
- 12/14 North Carolina 74, Furman 61
- 12/14 Wake Forest 77, VMI 70

**Big South Conference (15-10)**

- 11/9 UNCG 57, North Carolina A&T 53
- 11/12 Presbyterian 73, VMI 72 (OT)
- 11/13 Winthrop 88, Mercer 85 (OT)
- 11/14 Chattanooga 75, UNC Asheville 45
- 11/15 Presbyterian 74, The Citadel 70 (2OT)
- 11/18 ETSU 56, USC Upstate 43
- 11/19 Furman 81, Radford 64
- 11/19 Wofford 77, Hampton 60
- 11/21 Western Carolina 64, Longwood 53
- 11/24 Presbyterian 59, VMI 54 (New Orleans, La.)
- 11/26 Samford 77, North Carolina A&T 75 (Niceville, Fla.)
- 11/27 Gardner-Webb 87, Western Carolina 59
- 11/27 Furman 87, USC Upstate 77
- 11/30 Furman 74, High Point 70 (2OT)
- 12/1 UNC Asheville 65, The Citadel 58
- 12/4 Western Carolina 78, USC Upstate 73
- 12/7 Winthrop 85, Furman 80
- 12/8 Chattanooga 78, UNC Asheville 73
- 12/8 Wofford 78, Gardner-Webb 70
- 12/11 VMI 64, Gardner-Webb 61
- 12/11 UNC Asheville 73, Western Carolina 72
- 12/14 North Carolina A&T 69, ETSU 67
- 12/18 UNC Asheville 79, ETSU 64
- 12/18 Wofford 76, Presbyterian 49
- 12/21 Furman 75, Presbyterian 61
- 12/22 VMI at Hampton, canc.

**Colonial Athletic Association (2-2)**

- 11/27 College of Charleston 68, Chattanooga 66
- 11/30 UNCG 74, Elon 61
- 12/3 Furman 91, College of Charleston 88 (OT)
- 12/14 Towson 74, UNCG 64

**Conference USA (1-4)**

- 11/21 Florida International 74, UNCG 71 (OT) (St. Petersburg, Fla.)
- 11/24 Middle Tennessee 82, Mercer 58 (Cancun, Mexico)
- 12/1 UAB 70, ETSU 56
- 12/22 Charlotte 98, Western Carolina 82
- 12/22 Chattanooga 77, Middle Tennessee 65

**Horizon League (2-0)**

- 11/12 UNCG 70, Northern Kentucky 69 (OT)
- 11/18 UNCG 60, Green Bay 58 (St. Petersburg, Fla.)

**Metro Atlantic Athletic Conference (0-2)**

- 11/20 Marist 78, VMI 74 (OT)
- 12/21 Manhattan 77, The Citadel 74

**Mid-American Conference (2-0)**

- 11/9 Western Carolina 79, Bowling Green 71 (OT)
- 11/24 ETSU 57, Kent State 51 (Naples, Fla.)

**Mid-Eastern Athletic Conference (3-1)**

- 11/15 UNCG 55, Coppin State 48
- 11/28 The Citadel 91, South Carolina State 79 (OT)
- 12/6 The Citadel 80, North Carolina Central 67
- 12/20 South Carolina State 74, The Citadel 57

**Missouri Valley Conference (1-0)**

- 11/23 ETSU 77, Missouri State 76 (Naples, Fla.)

**Non-Division I (20-0)**

- 11/9 Wofford 117, Bob Jones 79
- 11/9 Furman 118, North Greenville 66
- 11/9 VMI 111, Carlow 55
- 11/9 Samford 99, Maryville 78
- 11/11 Samford 86, Spring Hill 69
- 11/12 The Citadel 108, Morris 67
- 11/15 Wofford 98, Erskine 41
- 11/16 Mercer 78, Life 50
- 11/16 VMI 97, Keystone 35
- 11/18 The Citadel 102, Carver 49
- 11/23 Chattanooga 100, Covenant 39
- 11/24 UNCG 80, North Carolina Wesleyan 61
- 11/27 Mercer 88, Milligan 49
- 11/27 ETSU 92, Lees-McRae 74
- 11/30 VMI 88, Clarks Summit 40
- 11/30 Samford 83, Mississippi College 58
- 12/1 Western Carolina 102, Warren Wilson 47
- 12/4 ETSU 90, Lenoir-Rhyne 66
- 12/12 Chattanooga 104, Tennessee Wesleyan 55
- 12/16 The Citadel 102, St. Andrews 62
- 12/21 Johnson & Wales at UNCG, canc. (Fleming Gym)

**Ohio Valley Conference (5-4)**

- 11/15 Belmont 95, Furman 89 (OT)
- 11/16 Chattanooga 69, Tennessee Tech 62
- 11/22 ETSU 66, Murray State 58 (Naples, Fla.)
- 11/30 Chattanooga 82, Tennessee Tech 65
- 12/5 Belmont 85, Samford 73
- 12/8 Western Carolina 74, Tennessee Tech 69 (OT)
- 12/11 ETSU 82, Morehead State 75
- 12/15 Belmont 76, Chattanooga 68
- 12/18 Murray State 87, Chattanooga 76

**Pac-12 Conference (1-0)**

- 11/18 Samford 78, Oregon State 77

**Patriot League (2-1)**

- 11/20 Western Carolina 64, American 53 (Farmville, Va.)
- 11/21 Navy 77, Furman 66
- 11/23 Mercer 78, Bucknell 68 (Cancun, Mexico)

**Southeastern Conference (3-6)**

- 11/9 #16 Arkansas 74, Mercer 61
- 11/14 #18 Tennessee 94, ETSU 62
- 11/23 South Carolina 85, Wofford 74
- 11/28 Wofford 68, Georgia 65
- 12/11 #13 Tennessee 76, UNCG 36
- 12/17 Mississippi State 69, Furman 66
- 12/20 Georgia 85, Western Carolina 79
- 12/21 Samford 75, Mississippi 73
- 12/22 ETSU 86, Georgia 84

**Southland Conference (1-1)**

- 11/26 New Orleans 79, VMI 71
- 11/27 Samford 83, McNeese State 75 (Niceville, Fla.)

America East Conference.....	2-1
American Athletic Conference.....	0-1
ASUN Conference.....	5-1
Atlantic 10 Conference.....	1-3
Atlantic Coast Conference.....	2-5
Big South Conference.....	15-10
Colonial Athletic Association.....	2-2
Conference USA.....	1-4
Horizon League.....	2-0
Metro Atlantic Athletic Conference.....	0-2
Mid-American Conference.....	2-0
Mid-Eastern Athletic Conference.....	3-1
Missouri Valley Conference.....	1-0
Non-Division I opponents.....	20-0
Ohio Valley Conference.....	5-4
Pac-12 Conference.....	1-0
Patriot League.....	2-1
Southeastern Conference.....	3-6
Southland Conference.....	1-1
Southwestern Athletic Conference.....	2-0
Sun Belt Conference.....	5-3
West Coast Conference.....	2-1
Western Athletic Conference.....	1-0

<b>Total.....</b>	<b>78-46</b>
Home.....	44-9
Away.....	26-32
Neutral.....	8-5
vs. Top 25.....	0-4

**Southwestern Athletic Conference (2-0)**

- 12/8 Samford 74, Alabama State 64
- 12/11 Samford 52, Alabama A&M 50

**Sun Belt Conference (5-3)**

- 11/12 App State 69, ETSU 67
- 11/21 Wofford 70, Georgia Southern 52
- 12/4 Mercer 83, Georgia State 77
- 12/6 Mercer 74, Coastal Carolina 69
- 12/10 Furman 73, App State 65
- 12/11 Mercer 77, Georgia Southern 68
- 12/12 Coastal Carolina 60, Wofford 59
- 12/22 Troy 69, Mercer 65


**West Coast Conference (2-1)**

- 11/9 Chattanooga 75, Loyola Marymount 64
- 11/15 San Francisco 77, Samford 55
- 12/3 VMI 90, Portland 82

**Western Athletic Conference (1-0)**

- 12/5 VMI 89, Seattle 82

All times Eastern  
Schedule subject to change




### The Citadel

(9-11, 3-6 SoCon)

N9	at Pittsburgh (ACC Network Extra)	L, 78-63
N12	<b>MORRIS (ESPN+)</b>	<b>W, 108-67</b>
N15	at Presbyterian (ESPN+)	L, 70-74 <sup>(OT)</sup>
N18	<b>CARVER (ESPN+)</b>	<b>W, 102-49</b>
N22	at No. 5 Duke (ACC Network)	L, 81-107
N28	at South Carolina State	W, 91-79 <sup>(OT)</sup>
D1	at UNC Asheville (ESPN+)	L, 58-65
D6	<b>NORTH CAROLINA CENTRAL (ESPN+)</b>	<b>W, 80-67</b>
D16	<b>ST. ANDREWS (ESPN+)</b>	<b>W, 102-62</b>
D20	<b>SOUTH CAROLINA STATE# (ESPN+)</b>	<b>L, 57-74</b>
D21	<b>MANHATTAN# (ESPN+)</b>	<b>L, 74-77</b>
D29	<b>*MERCER (ESPN+)</b>	<b>ppd.</b>
J1	*at Samford (ESPN+)	ppd.
J5	*at Western Carolina (ESPN+)	L, 90-94 <sup>(OT)</sup>
J8	*at Chattanooga (ESPN+)	L, 67-85
J13	<b>*UNCG (ESPN+)</b>	<b>W, 74-69</b>
J15	<b>*VMI (ESPN+)</b>	<b>L, 85-90</b>
J17	<b>*MERCER (ESPN+)</b>	<b>L, 64-71</b>
J19	*at Wofford (ESPN+)	L, 77-89
J22	*at ETSU (ESPN+)	W, 75-73
J26	<b>*WESTERN CAROLINA (ESPN+)</b>	<b>W, 68-66</b>
J29	<b>*CHATTANOOGA (ESPN+)</b>	<b>L, 62-75</b>
F2	*at Furman (ESPN+)	7 p.m.
F5	<b>*SAMFORD (ESPN+)</b>	<b>1 p.m.</b>
F10	*at UNCG (ESPN+)	7 p.m.
F12	*at VMI (CBS Sports Network)	3:30 p.m.
F16	<b>*WOFFORD (ESPN+)</b>	<b>7 p.m.</b>
F19	<b>*ETSU (ESPN+)</b>	<b>1 p.m.</b>
F23	*at Mercer (ESPN+)	7 p.m.
F26	<b>*FURMAN (Nexstar/ESPN+)</b>	<b>1 p.m.</b>
M4-7	at SoCon Championship (Asheville, N.C.)	

# - Cobb Dill & Hammett Classic




### ETSU

(12-11, 4-6 SoCon)

N12	at App State (ESPN+)	L, 67-69
N14	at No. 18 Tennessee (SEC Network)	L, 62-94
N18	<b>USC UPSTATE (ESPN+)</b>	<b>W, 56-43</b>
N22	vs. Murray State# (FloHoops)	W, 66-58
N23	vs. Missouri State# (FloHoops)	W, 77-76
N24	vs. Kent State# (FloHoops)	W, 57-51
N27	<b>LEES-MCRAE (ESPN+)</b>	<b>W, 92-74</b>
D1	at UAB (ESPN+)	L, 56-70
D4	<b>LENOIR-RHYNE (ESPN+)</b>	<b>W, 90-66</b>
D11	<b>MOREHEAD STATE (ESPN+)</b>	<b>W, 82-75</b>
D14	<b>NORTH CAROLINA A&amp;T (ESPN+)</b>	<b>L, 67-69</b>
D18	at UNC Asheville (ESPN+)	L, 64-79
D22	at Georgia (SEC Network+)	W, 86-84
D30	*at Chattanooga (ESPNU)	L, 52-82
J1	<b>*WESTERN CAROLINA (ESPN+)</b>	<b>ppd.</b>
J5	<b>*VMI (ESPN+)</b>	<b>W, 80-79</b>
J8	<b>*WOFFORD (Nexstar/ESPN+)</b>	<b>W, 57-68</b>
J10	<b>*WESTERN CAROLINA (ESPN+)</b>	<b>W, 87-69</b>
J12	*at Furman (ESPN+)	L, 69-78
J15	*at Samford (Nexstar/ESPN+)	W, 88-85
J19	<b>*MERCER (WCYB/ESPN+)</b>	<b>W, 72-64</b>
J22	<b>*THE CITADEL (ESPN+)</b>	<b>L, 73-75</b>
J26	<b>*UNCG (WCYB/ESPN+)</b>	<b>L, 76-80</b>
J29	*at VMI (ESPN+)	L, 79-83
F2	*at Western Carolina (ESPN+)	7 p.m.
F5	*at Wofford (CBS Sports Network)	2 p.m.
F7	<b>*FURMAN (ESPNU)</b>	<b>7 p.m.</b>
F12	<b>*SAMFORD (ESPN+)</b>	<b>4 p.m.</b>
F16	*at Mercer (ESPN+)	7 p.m.
F19	*at The Citadel (ESPN+)	1 p.m.
F23	<b>*CHATTANOOGA (WCYB/ESPN+)</b>	<b>7 p.m.</b>
F27	*at UNCG (CBS Sports Network)	4 p.m.
M4-7	at SoCon Championship (Asheville, N.C.)	

# - Naples Invitational (Naples, Fla.)



### Furman

(16-7, 8-2 SoCon)

N9	<b>NORTH GREENVILLE (ESPN+)</b>	<b>W, 118-66</b>
N12	at Louisville (ACC Network Extra)	W, 80-72 <sup>(OT)</sup>
N15	at Belmont (ESPN+)	L, 89-95 <sup>(OT)</sup>
N19	<b>RADFORD^ (ESPN+)</b>	<b>W, 81-64</b>
N21	<b>NAVYA^ (Nexstar/ESPN+)</b>	<b>L, 66-77</b>
N27	at USC Upstate (ESPN+)	W, 87-77
N30	at High Point (ESPN+)	W, 74-70 <sup>(OT)</sup>
D3	<b>COLLEGE OF CHARLESTON (ESPN+)</b>	<b>W, 91-88</b>
D7	at Winthrop (ESPN+)	L, 80-85
D10	<b>APP STATE (ESPN+)</b>	<b>W, 73-65</b>
D14	at North Carolina (ESPN2)	L, 61-74
D17	at Mississippi State (SEC Network)	L, 66-69
D21	<b>PRESBYTERIAN (ESPN+)</b>	<b>W, 75-61</b>
D29	<b>*SAMFORD (ESPN+)</b>	<b>W, 81-49</b>
J1	*at VMI (Nexstar/ESPN+)	L, 67-76
J5	*at UNCG (ESPNEWS)	W, 58-54
J8	<b>*MERCER# (ESPN+)</b>	<b>W, 81-66</b>
J12	<b>*ETSU (ESPN+)</b>	<b>W, 78-69</b>
J15	*at Chattanooga (CBS Sports Network)	L, 69-71
J19	<b>*WESTERN CAROLINA (ESPN+)</b>	<b>W, 88-50</b>
J22	*at Wofford (ESPN+)	W, 75-50
J26	*VMI (ESPN+)	W, 79-64
J29	*at Mercer (CBS Sports Network)	W, 80-50
F2	<b>*THE CITADEL (ESPN+)</b>	<b>7 p.m.</b>
F5	<b>*UNCG# (ESPN+)</b>	<b>12 p.m.</b>
F7	*at ETSU (ESPNU)	7 p.m.
F12	<b>*CHATTANOOGA (ESPN+)</b>	<b>2 p.m.</b>
F16	*at Western Carolina (ESPN+)	7 p.m.
F19	<b>*WOFFORD# (Nexstar/ESPN+)</b>	<b>12 p.m.</b>
F23	*at Samford (ESPN+)	8 p.m.
F26	*at The Citadel (Nexstar/ESPN+)	1 p.m.
M4-7	at SoCon Championship (Asheville, N.C.)	

^ - Furman Multi Team Event  
# - Bon Secours Wellness Arena (Greenville, S.C.)




### Mercer

(13-10, 6-4 SoCon)

N9	at No. 16 Arkansas (SEC Network+)	L, 61-74
N13	at Winthrop (ESPN+)	L, 85-88 <sup>(OT)</sup>
N16	<b>LIFE (ESPN+)</b>	<b>W, 78-50</b>
N20	at Saint Louis^ (Bally Sports Midwest)	L, 58-75
N23	vs. Bucknell^# (FloHoops)	W, 78-68
N24	vs. Middle Tennessee^# (FloHoops)	L, 58-82
N27	<b>MILLIGAN (ESPN+)</b>	<b>W, 88-49</b>
D1	at Kennesaw State (ESPN+)	W, 73-71
D4	<b>GEORGIA STATE (ESPN+)</b>	<b>W, 83-77</b>
D6	at Coastal Carolina (ESPN+)	W, 74-69
D11	<b>GEORGIA SOUTHERN (ESPN+)</b>	<b>W, 77-68</b>
D19	at Florida Gulf Coast (ESPN+)	L, 55-67
D22	<b>TROY (ESPN+)</b>	<b>L, 65-69</b>
D29	*at The Citadel (ESPN+)	ppd.
J1	<b>*CHATTANOOGA (Nexstar/ESPN+)</b>	<b>ppd.</b>
J5	<b>*SAMFORD (ESPN+)</b>	<b>W, 83-80</b>
J8	*at Furman & (ESPN+)	L, 66-81
J13	<b>*VMI (ESPN+)</b>	<b>W, 97-91</b>
J15	<b>*UNCG (ESPN+)</b>	<b>W, 58-49</b>
J17	*at The Citadel (ESPN+)	W, 71-64
J19	*at ETSU (WCYB/ESPN+)	L, 64-72
J22	<b>*WESTERN CAROLINA (ESPN+)</b>	<b>W, 72-64</b>
J26	*at Samford (ESPN+)	L, 61-75
J29	<b>*FURMAN (CBS Sports Network)</b>	<b>L, 50-80</b>
J31	<b>*WOFFORD (ESPNU)</b>	<b>W, 67-62</b>
F5	*at Chattanooga (ESPNU)	12 p.m.
F7	<b>*CHATTANOOGA (ESPN+)</b>	<b>7 p.m.</b>
F10	*at VMI (ESPN+)	7 p.m.
F13	*at UNCG (Nexstar/ESPN+)	3 p.m.
F16	<b>*ETSU (ESPN+)</b>	<b>7 p.m.</b>
F19	*at Western Carolina (ESPN+)	2 p.m.
F23	<b>*THE CITADEL (ESPN+)</b>	<b>7 p.m.</b>
F26	*at Wofford (ESPN+)	7 p.m.
M4-7	at SoCon Championship (Asheville, N.C.)	

^ - Cancun Challenge  
# - Cancun, Mexico  
& - Bon Secours Wellness Arena (Greenville, S.C.)



### UNCG

(12-9, 4-5 SoCon)

N9	<b>NORTH CAROLINA A&amp;T (ESPN+)</b>	<b>W, 57-53</b>
N12	at Northern Kentucky (ESPN+)	W, 70-69 <sup>(OT)</sup>
N15	<b>COPPIN STATE (ESPN+)</b>	<b>W, 55-48</b>
N18	vs. Green Bay^ (CBS Sports Network)	W, 60-58
N19	vs. Massachusetts^ (CBS Sports Network)	L, 90-93 <sup>(OT)</sup>
N21	vs. Florida International^ (Pluto TV)	L, 71-74 <sup>(OT)</sup>
N24	<b>NORTH CAROLINA WESLEYAN (ESPN+)</b>	<b>W, 80-61</b>
N27	<b>VERMONT (ESPN+)</b>	<b>W, 54-51</b>
N30	<b>ELON (ESPN+)</b>	<b>W, 74-61</b>
D11	at No. 13 Tennessee (SEC Network)	L, 36-76
D14	at Towson (FloHoops)	L, 64-74
D16	at UMBC (ESPN+)	W, 62-51
D21	<b>JOHNSON &amp; WALES# (ESPN+)</b>	<b>canc.</b>
D29	*at Western Carolina (ESPN+)	ppd.
J1	<b>*WOFFORD (ESPN+)</b>	<b>ppd.</b>
J5	<b>*FURMAN (ESPNEWS)</b>	<b>L, 54-58</b>
J8	*at VMI (ESPN+)	W, 72-56
J10	<b>*WOFFORD (ESPN+)</b>	<b>W, 58-54</b>
J13	*at The Citadel (ESPN+)	L, 69-74
J15	*at Mercer (ESPN+)	L, 49-58
J20	<b>*CHATTANOOGA (ESPN+)</b>	<b>L, 64-72</b>
J22	<b>*SAMFORD (ESPN+)</b>	<b>W, 61-58</b>
J26	*at ETSU (WCYB/ESPN+)	W, 80-76
J29	*at Wofford (ESPN+)	L, 66-85
F2	<b>*VMI (ESPN+)</b>	<b>7 p.m.</b>
F5	*at Furman & (ESPN+)	12 p.m.
F7	*at Western Carolina (ESPN+)	7 p.m.
F10	<b>*THE CITADEL (ESPN+)</b>	<b>7 p.m.</b>
F13	<b>*MERCER (Nexstar/ESPN+)</b>	<b>3 p.m.</b>
F17	*at Chattanooga (ESPN+)	7 p.m.
F19	*at Samford (ESPN+)	3 p.m.
F23	<b>*WESTERN CAROLINA (ESPN+)</b>	<b>7 p.m.</b>
F27	<b>*ETSU (CBS Sports Network)</b>	<b>4 p.m.</b>
M4-7	at SoCon Championship (Asheville, N.C.)	

^ - Jersey Mike's Classic (St. Petersburg, Fla.)  
# - Fleming Gym  
& - Bon Secours Wellness Arena (Greenville, S.C.)




### Samford

(13-8, 3-6 SoCon)

N9	<b>MARYVILLE (ESPN+)</b>	<b>W, 99-78</b>
N11	<b>SPRING HILL (ESPN+)</b>	<b>W, 86-69</b>
N15	at San Francisco (WCC Network)	L, 55-77
N18	at Oregon State (Pac-12 Networks)	W, 77-77
N26	vs. N.C. A&T# (emeraldcoasttv.com)	W, 78-75
N27	vs. McNeese State# (emeraldcoasttv.com)	W, 83-75
N30	<b>MISSISSIPPI COLLEGE (ESPN+)</b>	<b>W, 83-58</b>
D5	<b>BELMONT (ESPN+)</b>	<b>L, 73-85</b>
D8	at Alabama State (YouTube)	W, 74-64
D11	<b>ALABAMA A&amp;M (ESPN+)</b>	<b>W, 52-50</b>
D18	<b>KENNESAW STATE (ESPN+)</b>	<b>W, 85-84</b>
D21	at Mississippi (SEC Network+)	W, 75-73
D29	*at Furman (ESPN+)	L, 49-81
J1	<b>*THE CITADEL (ESPN+)</b>	<b>ppd.</b>
J5	*at Mercer (ESPN+)	L, 80-83
J8	<b>*WESTERN CAROLINA (ESPN+)</b>	<b>W, 85-60</b>
J12	*at Wofford (ESPN+)	L, 64-87
J15	<b>*ETSU (Nexstar/ESPN+)</b>	<b>L, 85-88</b>
J20	*at VMI (ESPN+)	L, 80-99
J22	*at UNCG (ESPN+)	L, 58-61
J26	<b>*MERCER (ESPN+)</b>	<b>W, 75-61</b>
J29	*at Western Carolina (Nexstar/ESPN+)	W, 74-64
F2	<b>*CHATTANOOGA (ESPN+)</b>	<b>8 p.m.</b>
F5	*at The Citadel (ESPN+)	1 p.m.
F9	<b>*WOFFORD (ESPN+)</b>	<b>8 p.m.</b>
F12	*at ETSU (ESPN+)	7 p.m.
F17	<b>*VMI (ESPN+)</b>	<b>8 p.m.</b>
F19	<b>*UNCG (ESPN+)</b>	<b>3 p.m.</b>
F23	<b>*FURMAN (ESPN+)</b>	<b>8 p.m.</b>
F26	*at Chattanooga (ESPN+)	4 p.m.
M4-7	at SoCon Championship (Asheville, N.C.)	

# - Emerald Coast Classic (Niceville, Fla.)






**Chattanooga**  
(18-4, 8-1 SoCon)

N9	at Loyola Marymount (WCC Network)	W, 75-64
N14	UNC ASHEVILLE# (ESPN+)	W, 75-45
N16	TENNESSEE TECH# (ESPN+)	W, 69-62
N20	at VCU (MASN/ESPN+)	W, 56-54
N23	COVENANT (ESPN+)	W, 100-39
N27	COLLEGE OF CHARLESTON (ESPN+)	L, 66-68
N30	at Tennessee Tech (ESPN+)	W, 82-65
D5	at Lipscomb (ESPN+)	W, 85-64
D8	at UNC Asheville (ESPN+)	W, 78-73
D12	TENNESSEE WESLEYAN (ESPN+)	W, 104-55
D15	at Belmont (ESPN+)	L, 68-76
D18	at Murray State (ESPN+)	L, 76-87
D22	MIDDLE TENNESSEE (ESPN+)	W, 77-65
D30	*ETSU (ESPNU)	W, 82-52
J1	*at Mercer (Nexstar/ESPN+)	ppd.
J5	*at Wofford (ESPN+)	W, 75-67
J8	*THE CITADEL (ESPN+)	W, 85-67
J12	*at Western Carolina (ESPN+)	L, 59-70
J15	*FURMAN (CBS Sports Network)	W, 71-69
J20	*at UNCG (ESPN+)	W, 72-64
J22	*at VMI (Nexstar/ESPN+)	W, 78-74
J26	*WOFFORD (ESPN+)	W, 71-60
J29	*at The Citadel (ESPN+)	W, 75-62
F2	*at Samford (ESPN+)	8 p.m.
F7	*at Mercer (ESPN+)	7 p.m.
F5	*MERCER (ESPNU)	12 p.m.
F9	*WESTERN CAROLINA (ESPN+)	7 p.m.
F12	*at Furman (ESPN+)	2 p.m.
F17	*UNCG (ESPN+)	7 p.m.
F19	*VMI (ESPN+)	4 p.m.
F23	*at ETSU (WCYB/ESPN+)	7 p.m.
F26	*SAMFORD (ESPN+)	4 p.m.
M4-7	at SoCon Championship (Asheville, N.C.)	


# - Coke Zero Sugar Classic presented by 3H Group and Springhill Suites Downtown Chattanooga



**VMI**  
(12-10, 5-5 SoCon)

N9	CARLOW (ESPN+)	W, 111-55
N12	at Presbyterian (ESPN+)	L, 72-73 <sup>(OT)</sup>
N16	KEYSTONE (ESPN+)	W, 97-35
N20	at Marist (ESPN3)	L, 74-78 <sup>(OT)</sup>
N24	vs. Presbyterian# (Privateer Sports Network)	L, 54-59
N25	vs. Central Arkansas# (Privateer Sports Network)	W, 73-67
N26	at New Orleans# (ESPN+)	L, 71-79
N30	CLARKS SUMMIT (ESPN+)	W, 88-40
D3	at Portland (WCC Network)	W, 90-82
D5	at Seattle (ESPN+)	W, 89-82
D11	GARDNER-WEBB (ESPN+)	W, 64-61
D14	at Wake Forest (Bally Sports South/SE)	L, 70-77
D22	at Hampton (ESPN+)	canc.
D29	*at Wofford (ESPN+)	W, 80-73
J1	*FURMAN (Nexstar/ESPN+)	W, 76-67
J5	*at ETSU (ESPN+)	L, 79-80
J8	*UNCG (ESPN+)	L, 56-72
J13	*at Mercer (ESPN+)	L, 91-97
J15	*at The Citadel (ESPN+)	W, 90-85
J20	*SAMFORD (ESPN+)	W, 99-80
J22	*CHATTANOOGA (Nexstar/ESPN+)	L, 74-78
J26	*at Furman (ESPN+)	L, 64-79
J29	*ETSU (ESPN+)	W, 83-79
F2	*at UNCG (ESPN+)	7 p.m.
F4	*WESTERN CAROLINA (ESPN+)	6 p.m.
F10	*MERCER (ESPN+)	7 p.m.
F12	*THE CITADEL (CBS Sports Network)	3:30 p.m.
F17	*at Samford (ESPN+)	8 p.m.
F19	*at Chattanooga (ESPN+)	4 p.m.
F23	*WOFFORD (ESPN+)	7 p.m.
F26	*at Western Carolina (ESPN+)	7 p.m.
M4-7	at SoCon Championship (Asheville, N.C.)	

# - University of New Orleans Classic (New Orleans, La.)



**Western Carolina**  
(8-14, 2-7 SoCon)

N9	BOWLING GREEN (ESPN+)	W, 79-71 <sup>(OT)</sup>
N12	at Wake Forest (ACC Network Extra)	L, 75-87
N14	at East Carolina (ESPN+)	L, 79-95
N19	vs. UMBC# (ESPN+)	L, 75-91
N20	vs. American# (ESPN+)	W, 80-79
N21	at Longwood# (ESPN+)	W, 64-53
N27	at Gardner-Webb (ESPN+)	L, 59-87
D1	WARREN WILSON (ESPN+)	W, 102-47
D4	at USC Upstate (ESPN+)	W, 78-73
D8	TENNESSEE TECH (ESPN+)	W, 74-69 <sup>(OT)</sup>
D11	UNC ASHEVILLE (ESPN+)	L, 72-73
D20	at Georgia (SEC Network+)	L, 79-85
D22	at Charlotte (CUSA.TV)	L, 82-98
D29	*UNCG (ESPN+)	ppd.
J1	*at ETSU (ESPN+)	ppd.
J5	*THE CITADEL (ESPN+)	W, 94-90 <sup>(OT)</sup>
J8	*at Samford (ESPN+)	L, 60-85
J10	*at ETSU (ESPN+)	L, 69-87
J12	*CHATTANOOGA (ESPN+)	W, 70-59
J15	*WOFFORD (ESPN+)	L, 64-84
J19	*at Furman (ESPN+)	L, 50-88
J22	*at Mercer (ESPN+)	L, 64-72
J26	*at The Citadel (ESPN+)	L, 66-68
J29	*SAMFORD (Nexstar/ESPN+)	L, 64-74
F2	*ETSU (ESPN+)	7 p.m.
F4	*at VMI (ESPN+)	6 p.m.
F7	*UNCG (ESPN+)	7 p.m.
F9	*at Chattanooga (ESPN+)	7 p.m.
F12	*at Wofford (ESPN+)	7 p.m.
F16	*FURMAN (ESPN+)	7 p.m.
F19	*MERCER (ESPN+)	2 p.m.
F23	*at UNCG (ESPN+)	7 p.m.
F26	*VMI (ESPN+)	7 p.m.
M4-7	at SoCon Championship (Asheville, N.C.)	

# - Jerome Kersey Classic (Farmville, Va.)



**Wofford**  
(13-10, 5-6 SoCon)

N9	BOB JONES (ESPN+)	W, 117-79
N12	at Clemson (ACC Network Extra)	L, 68-76
N15	ERSKINE (ESPN+)	W, 98-41
N19	HAMPTON# (ESPN+)	W, 77-60
N21	GEORGIA SOUTHERN# (ESPN+)	W, 70-52
N23	at South Carolina (SEC Network+)	L, 74-85
N28	at Georgia (SEC Network+)	W, 68-65
D1	RICHMOND (ESPN+)	L, 64-73
D5	KENNESAW STATE (Nexstar/ESPN+)	W, 88-62
D8	at Gardner-Webb (ESPN+)	W, 78-70
D12	at Coastal Carolina (ESPN+)	L, 59-60
D18	at Presbyterian (ESPN+)	W, 76-49
D22	at Duquesne (ESPN+)	canc.
D29	*VMI (ESPN+)	L, 73-80
J1	*at UNCG (ESPN+)	ppd.
J5	*CHATTANOOGA (ESPN+)	L, 67-75
J8	*at ETSU (Nexstar/ESPN+)	W, 68-57
J10	*at UNCG (ESPN+)	L, 54-58
J12	*SAMFORD (ESPN+)	W, 87-64
J15	*at Western Carolina (ESPN+)	W, 84-64
J19	*THE CITADEL (ESPN+)	W, 89-77
J22	*FURMAN (ESPN+)	L, 50-75
J26	*at Chattanooga (ESPN+)	L, 60-71
J29	*UNCG (ESPN+)	W, 85-66
J31	*at Mercer (ESPNU)	L, 62-67
F5	*ETSU (CBS Sports Network)	2 p.m.
F9	*at Samford (ESPN+)	8 p.m.
F12	*WESTERN CAROLINA (ESPN+)	7 p.m.
F16	*at The Citadel (ESPN+)	7 p.m.
F19	*at Furman (Nexstar/ESPN+)	12 p.m.
F23	*at VMI (ESPN+)	7 p.m.
F26	*MERCER (ESPN+)	7 p.m.
M4-7	at SoCon Championship (Asheville, N.C.)	

# - Terrier Classic  
& - Bon Secours Wellness Arena (Greenville, S.C.)

### Southern Conference men's basketball media relations information

<p><b>The Citadel (CitadelSports.com)</b> Daniel Graham (dgraham6@citadel.edu) Office: 843-953-6567</p> <p><b>ETSU (ETSUBucs.com)</b> Kevin Brown (brownk@etsu.edu) Office: 423-439-5263</p> <p><b>Furman (FurmanPaladins.com)</b> Wesley Herring (wesley.herring@furman.edu) Office: 864-294-3062</p> <p><b>Mercer (MercerBears.com)</b> Jake List (list_jm@mercer.edu) Office: 478-301-5218</p> <p><b>UNCG (UNCGSpartans.com)</b> Rob Knox (reknox@uncg.edu) Office: 336-334-5615</p> <p><b>Samford (SamfordSports.com)</b> Joey Mullins (jimmulli1@samford.edu) Office: 205-726-2799</p>	<p><b>Chattanooga (GoMocs.com)</b> Corey Belonzi (corey-belonzi@utc.edu) Office: 423-425-2116</p> <p><b>VMI (VMIKeydets.com)</b> Wade Branner (brannerwh@vmi.edu) Office: 540-464-7515</p> <p><b>Western Carolina (CatamountSports.com)</b> Steven Grandy (sgrandy@email.wcu.edu) Office: 828-227-2655</p> <p><b>Wofford (WoffordTerriers.com)</b> Carroll Rich (richcm@wofford.edu) Office: 864-597-4092</p> <p><b>Southern Conference (SoConSports.com)</b> Phil Perry (pperry@socon.org) Office: 864-591-5100 // Cell: 864-525-5174</p>
---	--

2021-22 Southern Conference  
CONFERENCE BASKETBALL STATISTICS  
Through games of Feb 01, 2022 (All games)

SCORING OFFENSE	G	W-L	Pts	Avg/G
1. VMI	22	12-10	1745	79.3
2. The Citadel	20	9-11	1563	78.2
3. Furman	23	16-7	1797	78.1
4. Chattanooga	22	18-4	1679	76.3
5. Samford	21	13-8	1570	74.8
6. Wofford	23	13-10	1716	74.6
7. Western Carolina	22	8-14	1599	72.7
8. ETSU	23	12-11	1655	72.0
9. Mercer	23	13-10	1622	70.5
10. UNCG	21	12-9	1346	64.1

SCORING DEFENSE	G	Pts	Avg/G
1. Chattanooga	22	1402	63.7
2. UNCG	21	1360	64.8
3. Wofford	23	1526	66.3
4. Furman	23	1562	67.9
5. Mercer	23	1625	70.7
6. VMI	22	1578	71.7
7. ETSU	23	1671	72.7
8. Samford	21	1549	73.8
9. The Citadel	20	1496	74.8
10. Western Carolina	22	1715	78.0

SCORING MARGIN	G	Offense	Defense	Margin
1. Chattanooga	22	76.3	63.7	+12.6
2. Furman	23	78.1	67.9	+10.2
3. Wofford	23	74.6	66.3	+8.3
4. VMI	22	79.3	71.7	+7.6
5. The Citadel	20	78.2	74.8	+3.3
6. Samford	21	74.8	73.8	+1.0
7. Mercer	23	70.5	70.7	-0.1
8. UNCG	21	64.1	64.8	-0.7
9. ETSU	23	72.0	72.7	-0.7
10. Western Carolina	22	72.7	78.0	-5.3

FREE THROW PCT	G	FTM	FTA	Pct.
1. VMI	22	245	311	.788
2. Mercer	23	275	360	.764
3. Wofford	23	280	369	.759
4. Chattanooga	22	270	356	.758
5. Samford	21	255	341	.748
6. Furman	23	236	320	.738
7. UNCG	21	245	336	.729
8. ETSU	23	203	281	.722
9. Western Carolina	22	275	410	.671
10. The Citadel	20	226	341	.663

FIELD GOAL PERCENTAGE	G	FGM	FGA	Pct.
1. Wofford	23	604	1274	.474
2. Chattanooga	22	613	1295	.473
3. VMI	22	613	1327	.462
4. Furman	23	639	1388	.460
5. The Citadel	20	564	1241	.454
6. Mercer	23	571	1275	.448
7. ETSU	23	620	1395	.444
8. Samford	21	560	1304	.429
9. UNCG	21	477	1126	.424
10. Western Carolina	22	549	1367	.402

FIELD GOAL PCT DEFENSE	G	FGM	FGA	Pct.
1. VMI	22	555	1405	.395
2. The Citadel	20	532	1300	.409
3. Chattanooga	22	518	1255	.413
4. UNCG	21	472	1138	.415
5. Mercer	23	586	1330	.441
6. Furman	23	597	1351	.442
7. ETSU	23	609	1374	.443
8. Western Carolina	22	610	1364	.447
9. Samford	21	543	1214	.447
10. Wofford	23	535	1185	.451

3-POINT FG PCT	G	3FGM	3FGA	Pct.
1. Furman	23	283	723	.391
2. VMI	22	274	723	.379
3. Wofford	23	228	618	.369
4. Chattanooga	22	183	506	.362
5. Mercer	23	205	571	.359
6. ETSU	23	212	598	.355
7. UNCG	21	147	424	.347
8. The Citadel	20	209	616	.339
9. Samford	21	195	596	.327
10. Western Carolina	22	226	693	.326

3-POINT FG PCT DEFENSE	G	3FGM	3FGA	Pct.
1. Chattanooga	22	152	495	.307
2. Furman	23	152	479	.317
3. VMI	22	211	653	.323
4. The Citadel	20	163	504	.323
5. ETSU	23	200	615	.325
6. UNCG	21	198	585	.338
7. Samford	21	184	536	.343
8. Western Carolina	22	201	575	.350
9. Mercer	23	191	543	.352
10. Wofford	23	203	541	.375

REBOUNDING OFFENSE	G	Rebounds	Avg/G
1. Western Carolina	22	860	39.1
2. The Citadel	20	771	38.5
3. VMI	22	837	38.0
4. Chattanooga	22	798	36.3
5. Samford	21	761	36.2
6. ETSU	23	821	35.7
7. UNCG	21	748	35.6
8. Furman	23	798	34.7
9. Mercer	23	751	32.7
10. Wofford	23	710	30.9

REBOUNDING DEFENSE	G	Rebounds	Avg/G
1. Wofford	23	626	27.2
2. UNCG	21	621	29.6
3. Chattanooga	22	681	31.0
4. Mercer	23	769	33.4
5. Samford	21	711	33.9
6. Furman	23	779	33.9
7. ETSU	23	805	35.0
8. VMI	22	805	36.6
9. Western Carolina	22	833	37.9
10. The Citadel	20	767	38.3



2021-22 Southern Conference  
CONFERENCE BASKETBALL STATISTICS  
Through games of Feb 01, 2022 (All games)

REBOUNDING MARGIN		G	Team	Avg.	Opp.	Avg. Margin
1.	UNCG	21	748	35.6	621	29.6 +6.0
2.	Chattanooga	22	798	36.3	681	31.0 +5.3
3.	Wofford	23	710	30.9	626	27.2 +3.7
4.	Samford	21	761	36.2	711	33.9 +2.4
5.	VMI	22	837	38.0	805	36.6 +1.5
6.	Western Carolina	22	860	39.1	833	37.9 +1.2
7.	Furman	23	798	34.7	779	33.9 +0.8
8.	ETSU	23	821	35.7	805	35.0 +0.7
9.	The Citadel	20	771	38.5	767	38.3 +0.2
10.	Mercer	23	751	32.7	769	33.4 -0.8

BLOCKED SHOTS		G	No.	Avg/G
1.	The Citadel	20	78	3.9
2.	Furman	23	83	3.6
3.	VMI	22	67	3.0
4.	Mercer	23	69	3.0
5.	ETSU	23	62	2.7
6.	Samford	21	55	2.6
7.	Chattanooga	22	56	2.5
8.	Western Carolina	22	50	2.3
9.	Wofford	23	34	1.5
10.	UNCG	21	30	1.4

ASSISTS		G	No.	Avg/G
1.	Furman	23	412	17.9
2.	The Citadel	20	338	16.9
3.	VMI	22	370	16.8
4.	Mercer	23	346	15.0
5.	ETSU	23	316	13.7
6.	Wofford	23	313	13.6
7.	Western Carolina	22	299	13.6
8.	Chattanooga	22	292	13.3
9.	Samford	21	277	13.2
10.	UNCG	21	252	12.0

STEALS		G	No.	Avg/G
1.	Furman	23	198	8.6
2.	Samford	21	168	8.0
3.	Chattanooga	22	167	7.6
4.	Wofford	23	162	7.0
5.	ETSU	23	161	7.0
6.	Mercer	23	151	6.6
7.	UNCG	21	129	6.1
8.	Western Carolina	22	117	5.3
9.	The Citadel	20	99	5.0
10.	VMI	22	104	4.7

TURNOVER MARGIN		G	Team	Avg.	Opp.	Avg. Margin
1.	Wofford	23	267	11.6	320	13.9 +2.3
2.	Chattanooga	22	240	10.9	281	12.8 +1.9
3.	Furman	23	265	11.5	305	13.3 +1.7
4.	Samford	21	300	14.3	310	14.8 +0.5
5.	ETSU	23	279	12.1	268	11.7 -0.5
6.	Mercer	23	307	13.3	275	12.0 -1.4
7.	VMI	22	254	11.5	218	9.9 -1.6
8.	The Citadel	20	253	12.7	218	10.9 -1.8
9.	UNCG	21	288	13.7	249	11.9 -1.9
10.	Western Carolina	22	288	13.1	230	10.5 -2.6

ASSIST/TURNOVER RATIO		G	Ast.	Avg.	T/O	Avg.	Ratio
1.	Furman	23	412	17.9	265	11.5	1.6
2.	VMI	22	370	16.8	254	11.5	1.5
3.	The Citadel	20	338	16.9	253	12.7	1.3
4.	Chattanooga	22	292	13.3	240	10.9	1.2
5.	Wofford	23	313	13.6	267	11.6	1.2
6.	ETSU	23	316	13.7	279	12.1	1.1
7.	Mercer	23	346	15.0	307	13.3	1.1
8.	Western Carolina	22	299	13.6	288	13.1	1.0
9.	Samford	21	277	13.2	300	14.3	0.9
10.	UNCG	21	252	12.0	288	13.7	0.9

OFFENSIVE REBOUNDS		G	No.	Avg/G
1.	Western Carolina	22	273	12.4
2.	ETSU	23	263	11.4
3.	Samford	21	238	11.3
4.	Chattanooga	22	248	11.3
5.	UNCG	21	226	10.8
6.	The Citadel	20	195	9.8
7.	Furman	23	218	9.5
8.	VMI	22	199	9.0
9.	Wofford	23	201	8.7
10.	Mercer	23	185	8.0

DEFENSIVE REBOUNDS		G	No.	Avg/G
1.	VMI	22	638	29.0
2.	The Citadel	20	576	28.8
3.	Western Carolina	22	587	26.7
4.	Furman	23	580	25.2
5.	Chattanooga	22	550	25.0
6.	Samford	21	523	24.9
7.	UNCG	21	522	24.9
8.	Mercer	23	566	24.6
9.	ETSU	23	558	24.3
10.	Wofford	23	509	22.1

DEFENSIVE REB PCT.		G	D-Reb	Opp. OR	D-Reb%
1.	Wofford	23	509	146	.777
2.	UNCG	21	522	161	.764
3.	Furman	23	580	212	.732
4.	Samford	21	523	192	.731
5.	Mercer	23	566	211	.728
6.	Western Carolina	22	587	221	.726
7.	The Citadel	20	576	228	.716
8.	Chattanooga	22	550	219	.715
9.	VMI	22	638	260	.710
10.	ETSU	23	558	256	.686

OFFENSIVE REB PCT.		G	O-Reb	Opp. DR	O-Reb%
1.	Chattanooga	22	248	462	.349
2.	UNCG	21	226	460	.329
3.	ETSU	23	263	549	.324
4.	Samford	21	238	519	.314
5.	Western Carolina	22	273	612	.308
6.	Wofford	23	201	480	.295
7.	Furman	23	218	567	.278
8.	VMI	22	199	545	.267
9.	The Citadel	20	195	539	.266
10.	Mercer	23	185	558	.249

2021-22 Southern Conference  
CONFERENCE BASKETBALL STATISTICS  
Through games of Feb 01, 2022 (All games)

3-POINT FG MADE	G	No.	Avg/G
1. VMI	22	274	12.5
2. Furman	23	283	12.3
3. The Citadel	20	209	10.5
4. Western Carolina	22	226	10.3
5. Wofford	23	228	9.9
6. Samford	21	195	9.3
7. ETSU	23	212	9.2
8. Mercer	23	205	8.9
9. Chattanooga	22	183	8.3
10. UNCG	21	147	7.0

2021-22 Southern Conference  
CONFERENCE BASKETBALL STATISTICS  
Through games of Feb 01, 2022 (All games)

Team	Conference	Pct.	PF	PA	Overall	Pct.	PF	PA	Current unbeaten streak
Chattanooga	8-1	.889	74.2	65.0	18-4	.818	76.3	63.7	Chattanooga -- 5
Furman	8-2	.800	75.6	59.9	16-7	.696	78.1	67.9	Furman -- 4
Mercer	6-4	.600	68.9	71.8	13-10	.565	70.5	70.7	Samford -- 2
VMI	5-5	.500	79.2	79.0	12-10	.545	79.3	71.7	Mercer -- 1
Wofford	5-6	.455	70.8	68.5	13-10	.565	74.6	66.3	VMI -- 1
UNCG	4-5	.444	63.7	65.7	12-9	.571	64.1	64.8	
ETSU	4-6	.400	73.3	76.3	12-11	.522	72.0	72.7	
Samford	3-6	.333	72.2	76.0	13-8	.619	74.8	73.8	
The Citadel	3-6	.333	73.6	79.1	9-11	.450	78.2	74.8	
Western Carolina	2-7	.222	66.8	78.6	8-14	.364	72.7	78.0	

TEAM SUMMARIES	G	PF-PA	Avg score	Margin	FG-FGA	Pct.	3FG-FGA	Pct.	FT-FTA	Pct.	RebF	RebA	Margin
Chattanooga	22	1679-1402	76.3-63.7	+12.6	613-1295	.473	183-506	.362	270-356	.758	798	681	+5.3
ETSU	23	1655-1671	72.0-72.7	-0.7	620-1395	.444	212-598	.355	203-281	.722	821	805	+0.7
Furman	23	1797-1562	78.1-67.9	+10.2	639-1388	.460	283-723	.391	236-320	.738	798	779	+0.8
Mercer	23	1622-1625	70.5-70.7	-0.1	571-1275	.448	205-571	.359	275-360	.764	751	769	-0.8
Samford	21	1570-1549	74.8-73.8	+1.0	560-1304	.429	195-596	.327	255-341	.748	761	711	+2.4
The Citadel	20	1563-1496	78.2-74.8	+3.4	564-1241	.454	209-616	.339	226-341	.663	771	767	+0.2
UNCG	21	1346-1360	64.1-64.8	-0.7	477-1126	.424	147-424	.347	245-336	.729	748	621	+6.0
VMI	22	1745-1578	79.3-71.7	+7.6	613-1327	.462	274-723	.379	245-311	.788	837	805	+1.5
Western Carolina	22	1599-1715	72.7-78.0	-5.3	549-1367	.402	226-693	.326	275-410	.671	860	833	+1.2
Wofford	23	1716-1526	74.6-66.3	+8.3	604-1274	.474	228-618	.369	280-369	.759	710	626	+3.7

ATTENDANCE	Home	Average	Away	Average	Neutral	Average	Total	Average
Chattanooga	10-33431	3343	12-22906	1909	0-0	0	22-56337	2561
ETSU	11-33067	3006	9-37601	4178	3-871	290	23-71539	3110
Furman	11-20035	1821	12-50600	4217	0-0	0	23-70635	3071
Mercer	11-18371	1670	10-37994	3799	2-236	118	23-56601	2461
Samford	9-11174	1242	10-18610	1861	2-325	162	21-30109	1434
The Citadel	11-10214	929	9-26570	2952	0-0	0	20-36784	1839
UNCG	9-20146	2238	9-30315	3368	3-659	220	21-51120	2434
VMI	9-11162	1240	11-16936	1540	2-648	324	22-28746	1307
Western Carolina	8-14678	1835	12-28033	2336	2-392	196	22-43103	1959
Wofford	12-14850	1238	11-36619	3329	0-0	0	23-51469	2238
Totals	101-187128	1853	105-306184	2916	14-3131	224	220-496443	2257



2021-22 Southern Conference  
INDIVIDUAL BASKETBALL STATISTICS  
Through games of Feb 01, 2022 (All games)

To be ranked, a player must appear in at least 75.0% of their team's games.

SCORING								REBOUNDING							
	Cl	G	FG	3FG	FT	Pts	Avg/G		Cl	G	Off	Def	Total	Avg/G	
1. Malachi Smith-UTC	So	22	164	44	99	471	21.4	1. Jake Stephens-VMI	Sr	22	32	168	200	9.1	
2. Jake Stephens-VMI	Sr	22	144	48	77	413	18.8	2. Jermaine Marshall-SAM	Sr	18	53	93	146	8.1	
3. Hayden Brown-CIT	Sr	20	131	22	79	363	18.2	3. Hayden Brown-CIT	Sr	20	41	119	160	8.0	
4. Ques Glover-SAM	So	18	112	16	79	319	17.7	4. Jalen Slawson-FUR	Sr	23	31	143	174	7.6	
5. Kamdyn Curfman-VMI	Jr	22	130	83	34	377	17.1	5. Nicholas Robinson-WCU	Sr	22	41	114	155	7.0	
6. B.J. Mack-WOF	Jr	23	134	25	69	362	15.7	6. De'Monte Buckingham-UNCG	Sr	21	33	113	146	7.0	
7. Mike Bothwell-FUR	Sr	23	121	40	74	356	15.5	7. Silvio DeSousa-UTC	Sr	21	50	95	145	6.9	
8. Jalen Slawson-FUR	Sr	23	127	29	66	349	15.2	8. Sean Conway-VMI	Jr	22	41	104	145	6.6	
9. Max Klesmit-WOF	So	22	109	47	57	322	14.6	9. Ty Brewer-ETSU	Sr	23	45	105	150	6.5	
10. Jalen Johnson-MER	Sr	22	106	62	44	318	14.5	10. Malachi Smith-UTC	So	22	36	105	141	6.4	
11. David Jean-Baptiste-UTC	Sr	20	98	61	32	289	14.5	11. Stephen Clark-CIT	Jr	20	29	93	122	6.1	
12. Felipe Haase-MER	Sr	23	107	53	65	332	14.4	12. Vonterius Woolbright-WCU	Jr	22	35	99	134	6.1	
13. Alex Hunter-FUR	Sr	23	115	78	20	328	14.3	13. Isaiah Bigelow-WOF	Jr	22	28	105	133	6.0	
14. Nicholas Robinson-WCU	Sr	22	100	42	67	309	14.0	14. Felipe Haase-MER	Sr	23	27	108	135	5.9	
15. De'Monte Buckingham-UNCG	Sr	21	98	48	47	291	13.9	15. Bas Leyte-UNCG	Jr	21	46	74	120	5.7	
16. Ledarrius Brewer-ETSU	Sr	23	122	45	29	318	13.8	16. Marcus Foster-FUR	So	23	39	89	128	5.6	
17. Jordan King-ETSU	Jr	23	112	65	24	313	13.6	17. B.J. Mack-WOF	Jr	23	51	74	125	5.4	
18. Jason Roche-CIT	Fr	20	82	73	30	267	13.4	18. James Glisson III-MER	Jr	21	21	90	111	5.3	
19. David Sloan-ETSU	Sr	23	110	48	34	302	13.1	19. Darius Banks-UTC	Sr	22	40	71	111	5.0	
20. Jermaine Marshall-SAM	Sr	18	73	17	50	213	11.8	20. Ledarrius Brewer-ETSU	Sr	23	30	85	115	5.0	
21. Silvio DeSousa-UTC	Sr	21	101	5	38	245	11.7								
22. James Glisson III-MER	Jr	21	84	22	50	240	11.4								
23. Stephen Clark-CIT	Jr	20	95	7	20	217	10.9								
24. Jaden Campbell-SAM	So	21	78	43	27	226	10.8								
25. Trey Bonham-VMI	So	19	70	17	43	200	10.5								
26. Ty Brewer-ETSU	Sr	23	92	22	29	235	10.2								
27. Vonterius Woolbright-WCU	Jr	22	80	6	52	218	9.9								
28. Conley Garrison-FUR	Sr	22	72	52	18	214	9.7								
29. Ryan Larson-WOF	Sr	23	71	49	28	219	9.5								
30. Isaiah Bigelow-WOF	Jr	22	67	34	40	208	9.5								

FIELD GOAL PCT						ASSISTS				
	Cl	G	FGM	FGA	Pct.		Cl	G	No.	Avg/G
1. B.J. Mack-WOF	Jr	23	134	244	.549	1. David Sloan-ETSU	Sr	23	115	5.0
2. Jake Stephens-VMI	Sr	22	144	267	.539	2. Ques Glover-SAM	So	18	77	4.3
3. Malachi Smith-UTC	So	22	164	320	.513	3. Ryan Larson-WOF	Sr	23	95	4.1
4. Hayden Brown-CIT	Sr	20	131	256	.512	4. Vonterius Woolbright-WCU	Jr	22	87	4.0
5. Jalen Slawson-FUR	Sr	23	127	251	.506	5. Jalen Slawson-FUR	Sr	23	90	3.9
6. Mike Bothwell-FUR	Sr	23	121	265	.457	6. Trey Bonham-VMI	So	19	73	3.8
7. Ques Glover-SAM	So	18	112	247	.453	7. Tyler Moffe-CIT	Sr	20	72	3.6
8. Kamdyn Curfman-VMI	Jr	22	130	292	.445	8. Alex Hunter-FUR	Sr	23	77	3.3
9. Alex Hunter-FUR	Sr	23	115	259	.444	9. Jake Stephens-VMI	Sr	22	73	3.3
10. Ledarrius Brewer-ETSU	Sr	23	122	289	.422	10. Stephen Clark-CIT	Jr	20	66	3.3
						11. Malachi Smith-UTC	So	22	71	3.2
						12. Felipe Haase-MER	Sr	23	74	3.2
						13. Kobe Langley-UNCG	Jr	21	67	3.2
						14. Mike Bothwell-FUR	Sr	23	69	3.0
						15. Nicholas Robinson-WCU	Sr	22	63	2.9

2021-22 Southern Conference  
INDIVIDUAL BASKETBALL STATISTICS  
Through games of Feb 01, 2022 (All games)

FREE THROW PCT					
	Cl	G	FTM	FTA	Pct.
1. Ques Glover-SAM	So	18	79	88	.898
2. Max Klesmit-WOF	So	22	57	65	.877
3. Felipe Haase-MER	Sr	23	65	76	.855
4. Malachi Smith-UTC	So	22	99	119	.832
5. Mike Bothwell-FUR	Sr	23	74	89	.831
6. B.J. Mack-WOF	Jr	23	69	84	.821
7. Jake Stephens-VMI	Sr	22	77	94	.819
8. Nicholas Robinson-WCU	Sr	22	67	86	.779
9. Jalen Slawson-FUR	Sr	23	66	88	.750
10. Jermaine Marshall-SAM	Sr	18	50	69	.725
11. Hayden Brown-CIT	Sr	20	79	126	.627

STEALS				
	Cl	G	No.	Avg/G
1. Jalen Slawson-FUR	Sr	23	48	2.1
2. Malachi Smith-UTC	So	22	40	1.8
3. David Sloan-ETSU	Sr	23	39	1.7
4. Max Klesmit-WOF	So	22	36	1.6
5. Kobe Langley-UNCG	Jr	21	32	1.5
6. Ty Brewer-ETSU	Sr	23	33	1.4
7. Kamar Robertson-MER	Jr	20	28	1.4
8. Ques Glover-SAM	So	18	25	1.4
9. Jaden Campbell-SAM	So	21	29	1.4
10. Ryan Larson-WOF	Sr	23	31	1.3
Felipe Haase-MER	Sr	23	31	1.3
12. Joe Anderson-FUR	So	18	24	1.3
13. Darius Banks-UTC	Sr	22	29	1.3
14. Conley Garrison-FUR	Sr	22	28	1.3
15. Trey Bonham-VMI	So	19	24	1.3

3-POINT FG PCT					
	Cl	G	3FG	FGA	Pct.
1. Joe Anderson-FUR	So	18	30	62	.484
2. Conley Garrison-FUR	Sr	22	52	109	.477
3. Felipe Haase-MER	Sr	23	53	116	.457
4. De'Monte Buckingham-UNCG	Sr	21	48	108	.444
5. Jake Stephens-VMI	Sr	22	48	109	.440
6. Ryan Larson-WOF	Sr	23	49	112	.438
7. Malachi Smith-UTC	So	22	44	102	.431
8. Jalen Johnson-MER	Sr	22	62	144	.431
9. Jaden Campbell-SAM	So	21	43	103	.417
10. Jordan King-ETSU	Jr	23	65	156	.417
11. David Sloan-ETSU	Sr	23	48	116	.414
12. Alex Hunter-FUR	Sr	23	78	189	.413
13. Jason Roche-CIT	Fr	20	73	179	.408
14. Kamdyn Curfman-VMI	Jr	22	83	205	.405
15. David Jean-Baptiste-UTC	Sr	20	61	151	.404

3-POINT FG MADE				
	Cl	G	3FG	Avg/G
1. Kamdyn Curfman-VMI	Jr	22	83	3.8
2. Jason Roche-CIT	Fr	20	73	3.7
3. Alex Hunter-FUR	Sr	23	78	3.4
4. David Jean-Baptiste-UTC	Sr	20	61	3.1
5. Jordan King-ETSU	Jr	23	65	2.8
6. Jalen Johnson-MER	Sr	22	62	2.8
7. Conley Garrison-FUR	Sr	22	52	2.4
8. Felipe Haase-MER	Sr	23	53	2.3
9. De'Monte Buckingham-UNCG	Sr	21	48	2.3
10. Jake Stephens-VMI	Sr	22	48	2.2
11. Max Klesmit-WOF	So	22	47	2.1
12. Ryan Larson-WOF	Sr	23	49	2.1
13. David Sloan-ETSU	Sr	23	48	2.1
14. Jaden Campbell-SAM	So	21	43	2.0
15. Malachi Smith-UTC	So	22	44	2.0

BLOCKED SHOTS				
	Cl	G	No.	Avg/G
1. Stephen Clark-CIT	Jr	20	53	2.7
2. Jake Stephens-VMI	Sr	22	48	2.2
3. Jalen Slawson-FUR	Sr	23	42	1.8
4. Silvio DeSousa-UTC	Sr	21	26	1.2
5. Jalen Johnson-MER	Sr	22	22	1.0
Jacob Tryon-SAM	Sr	21	21	1.0
7. Ty Brewer-ETSU	Sr	23	18	0.8
8. James Glisson III-MER	Jr	21	15	0.7
9. Jaden Seymour-ETSU	So	23	14	0.6
10. Felipe Haase-MER	Sr	23	12	0.5
Mike Bothwell-FUR	Sr	23	12	0.5
12. Joe Petrakis-WCU	Jr	22	11	0.5
13. Conley Garrison-FUR	Sr	22	9	0.4
14. Tyler Harris-WCU	Jr	20	8	0.4
15. B.J. Mack-WOF	Jr	23	9	0.4

ASSIST/TURNOVER RATIO					
	Cl	G	Ast.	T/O	Ratio
1. Alex Hunter-FUR	Sr	23	77	26	3.0
2. Ryan Larson-WOF	Sr	23	95	36	2.6
3. Trey Bonham-VMI	So	19	73	38	1.9
4. David Sloan-ETSU	Sr	23	115	60	1.9
5. Felipe Haase-MER	Sr	23	74	40	1.9
6. Ques Glover-SAM	So	18	77	46	1.7
7. Tyler Moffe-CIT	Sr	20	72	44	1.6
8. Malachi Smith-UTC	So	22	71	47	1.5
9. Stephen Clark-CIT	Jr	20	66	44	1.5
10. Kobe Langley-UNCG	Jr	21	67	45	1.5
11. Mike Bothwell-FUR	Sr	23	69	47	1.5
12. Jalen Slawson-FUR	Sr	23	90	64	1.4
13. Jake Stephens-VMI	Sr	22	73	57	1.3
14. Vonterius Woolbright-WCU	Jr	22	87	68	1.3

2021-22 Southern Conference  
INDIVIDUAL BASKETBALL STATISTICS  
Through games of Feb 01, 2022 (All games)

OFFENSIVE REBOUNDS	Cl	G	No.	Avg/G
1. Jermaine Marshall-SAM	Sr	18	53	2.9
2. Silvio DeSousa-UTC	Sr	21	50	2.4
3. B.J. Mack-WOF	Jr	23	51	2.2
4. Bas Leyte-UNCG	Jr	21	46	2.2
5. Mohab Yasser-ETSU	Fr	23	48	2.1
6. Hayden Brown-CIT	Sr	20	41	2.1
7. Marlow Gilmore-WCU	Jr	21	42	2.0
8. Ty Brewer-ETSU	Sr	23	45	2.0
9. Nicholas Robinson-WCU	Sr	22	41	1.9
Sean Conway-VMI	Jr	22	41	1.9
11. Darius Banks-UTC	Sr	22	40	1.8
12. Sam Godwin-WOF	So	21	38	1.8
13. Wesley Cardet-SAM	Fr	21	37	1.8
14. Marcus Foster-FUR	So	23	39	1.7
15. Malachi Smith-UTC	So	22	36	1.6
Conley Garrison-FUR	Sr	22	36	1.6

DEFENSIVE REBOUNDS	Cl	G	No.	Avg/G
1. Jake Stephens-VMI	Sr	22	168	7.6
2. Jalen Slawson-FUR	Sr	23	143	6.2
3. Hayden Brown-CIT	Sr	20	119	6.0
4. De'Monte Buckingham-UNCG	Sr	21	113	5.4
5. Nicholas Robinson-WCU	Sr	22	114	5.2
6. Jermaine Marshall-SAM	Sr	18	93	5.2
7. Isaiah Bigelow-WOF	Jr	22	105	4.8
Malachi Smith-UTC	So	22	105	4.8
9. Sean Conway-VMI	Jr	22	104	4.7
10. Felipe Haase-MER	Sr	23	108	4.7
11. Stephen Clark-CIT	Jr	20	93	4.7
12. Ty Brewer-ETSU	Sr	23	105	4.6
13. Silvio DeSousa-UTC	Sr	21	95	4.5
14. Vonterius Woolbright-WCU	Jr	22	99	4.5
15. James Glisson III-MER	Jr	21	90	4.3

MINUTES PLAYED	Cl	G	No.	Avg/G
1. Jason Roche-CIT	Fr	20	717	35.8
2. Kamdyn Curfman-VMI	Jr	22	784	35.6
3. Malachi Smith-UTC	So	22	770	35.0
4. Nicholas Robinson-WCU	Sr	22	763	34.7
5. Felipe Haase-MER	Sr	23	780	33.9
6. Alex Hunter-FUR	Sr	23	763	33.2
7. Jake Stephens-VMI	Sr	22	724	32.9
8. David Jean-Baptiste-UTC	Sr	20	654	32.7
9. Ryan Larson-WOF	Sr	23	741	32.2
10. Mike Bothwell-FUR	Sr	23	737	32.0



2021-22 Southern Conference  
Conference Team Highs  
Through games of Feb 01, 2022 (All games)

TEAM HIGHS (highest totals made by)

Points	118	Furman vs North Greenville (11/09/21)
	117	Wofford vs Bob Jones (11/09/21)
	111	VMI vs Carlow (11/09/21)
	108	The Citadel vs Morris (11/12/21)
	104	Chattanooga vs Tennessee Wesleyan (12/12/21)
Margin	62 (97-35)	VMI vs Keystone (11/16/21)
	61 (100-39)	Chattanooga vs Covenant (11/23/21)
	57 (98-41)	Wofford vs Erskine (11/15/21)
	56 (111-55)	VMI vs Carlow (11/09/21)
	55 (102-47)	Western Carolina vs Warren Wilson (12/01/21)
Field goals made	48	Wofford vs Bob Jones (11/09/21)
	46	Furman vs North Greenville (11/09/21)
	41	VMI vs Carlow (11/09/21)
	41	Chattanooga vs Covenant (11/23/21)
	41	The Citadel vs St. Andrews (12/16/21)
Field goal attempts	82	Furman vs North Greenville (11/09/21)
	77	Western Carolina vs Warren Wilson (12/01/21)
	77	ETSU vs VMI (01/05/22)
	77	Samford at Mercer (01/05/22)
	76	The Citadel vs Morris (11/12/21)
Field goal percentage	.658 (48-73)	Wofford vs Bob Jones (11/09/21)
	.632 (36-57)	Samford vs Kennesaw State (12/18/21)
	.623 (33-53)	Wofford vs Samford (01/12/22)
	.596 (28-47)	Furman vs Presbyterian (12/21/21)
	.587 (27-46)	Wofford vs UNCG (01/29/22)
3-Pt FG made	22	Furman vs North Greenville (11/09/21)
	22	VMI vs Carlow (11/09/21)
	21	Furman vs Western Carolina (01/19/22)
	19	VMI vs Samford (01/20/22)
	18	VMI vs Keystone (11/16/21)
	18	The Citadel at Duke (11/22/21)
	18	Western Carolina vs Warren Wilson (12/01/21)
	18	Furman at Wofford (01/22/22)
3-Pt FG attempts	46	Western Carolina at East Carolina (11/14/21)
	46	Western Carolina at Georgia (12/20/21)
	44	Furman vs North Greenville (11/09/21)
	44	Furman vs Western Carolina (01/19/22)
	42	VMI vs Keystone (11/16/21)
3-Pt percentage	.640 (16-25)	Wofford vs Bob Jones (11/09/21)
	.611 (11-18)	Samford vs Kennesaw State (12/18/21)
	.600 (6-10)	UNCG at Towson (12/14/21)
	.586 (17-29)	Mercer vs VMI (01/13/22)
Free throws made	.556 (10-18)	Furman vs Presbyterian (12/21/21)
	28	ETSU vs Lees-McRae (11/27/21)
	27	Furman vs Col. of Charleston (12/03/21)
	26	UNCG vs Elon (11/30/21)
	26	Wofford vs Kennesaw State (12/05/21)
Free throw attempts	24	Mercer vs VMI (01/13/22)
	39	Furman vs Col. of Charleston (12/03/21)
	35	Wofford vs Erskine (11/15/21)
	31	ETSU vs Lees-McRae (11/27/21)
	30	UNCG vs Elon (11/30/21)
	30	Western Carolina vs The Citadel (01/05/22)

Free throw percentage	1.000	(12-12)	Samford at VMI (01/20/22)
	1.000	(11-11)	Wofford at Chattanooga (01/26/22)
	1.000	(10-10)	VMI vs UNCG (01/08/22)
	1.000	(8-8)	Samford at Wofford (01/12/22)
	1.000	(7-7)	Wofford at UNCG (01/10/22)
	1.000	(4-4)	VMI vs Furman (01/01/22)
	1.000	(3-3)	VMI vs Keystone (11/16/21)
	1.000	(3-3)	Furman at North Carolina (12/14/21)
	1.000	(3-3)	UNCG vs Furman (01/05/22)
Rebounds	63		Western Carolina vs Warren Wilson (12/01/21)
	62		The Citadel vs Morris (11/12/21)
	57		ETSU vs USC Upstate (11/18/21)
	54		VMI vs Keystone (11/16/21)
	54		Chattanooga vs Covenant (11/23/21)
	54		Samford at Alabama State (12/08/21)
Assists	34		Furman vs North Greenville (11/09/21)
	30		VMI vs Carlow (11/09/21)
	28		The Citadel vs St. Andrews (12/16/21)
	26		VMI vs Keystone (11/16/21)
	25		Furman vs Western Carolina (01/19/22)
	25		VMI vs Samford (01/20/22)
Steals	19		Samford vs Spring Hill (11/11/21)
	16		Furman at Mercer (01/29/22)
	15		Mercer vs Life (11/16/21)
	14		ETSU vs Lees-McRae (11/27/21)
	14		Mercer vs Milligan (11/27/21)
	14		Samford vs Mississippi College (11/30/21)
	14		Furman vs Col. of Charleston (12/03/21)
Blocked shots	9		Furman vs VMI (01/26/22)
	7		VMI at Presbyterian (11/12/21)
	7		Mercer vs Milligan (11/27/21)
	7		Mercer vs Georgia State (12/04/21)
	7		VMI vs Gardner-Webb (12/11/21)
	7		Mercer vs Troy (12/22/21)
	7		The Citadel at Western Carolina (01/05/22)
	7		Furman vs Mercer (01/08/22)
Turnovers	25		UNCG at Tennessee (12/11/21)
	24		Samford vs Spring Hill (11/11/21)
	23		Samford vs McNeese (11/27/21)
	22		Mercer vs Furman (01/29/22)
	21		Samford vs Belmont (12/05/21)
Fouls	27		UNCG vs Massachusetts (11/19/21)
	26		Wofford at Clemson (11/12/21)
	25		VMI at Wake Forest (12/14/21)
	24		Chattanooga at Murray State (12/18/21)
	24		Western Carolina at The Citadel (01/26/22)

2021-22 Southern Conference  
Conference Individual Highs  
Through games of Feb 01, 2022 (All games)

INDIVIDUAL PLAYER GAME HIGHS

Points	41		Felipe Haase (Mercer) at Winthrop (11/13/21)
	36		Malachi Smith (Chattanooga) at Murray State (12/18/21)
	34		Jake Stephens (VMI) at Mercer (01/13/22)
	33		Jalen Slawson (Furman) vs Col. of Charleston (12/03/21)
	33		Malachi Smith (Chattanooga) at Western Carolina (01/12/22)
Field goals made	14		Malachi Smith (Chattanooga) at Murray State (12/18/21)
	13		Felipe Haase (Mercer) at Winthrop (11/13/21)
	13		Jake Stephens (VMI) at Mercer (01/13/22)
	12		Malachi Smith (Chattanooga) at Lipscomb (12/05/21)
	12		Hayden Brown (The Citadel) at ETSU (01/22/22)
Field goal attempts	26		Hayden Brown (The Citadel) vs South Carolina State (12/20/21)
	22		Jake Stephens (VMI) vs Gardner-Webb (12/11/21)
	21		Ledarrius Brewer (ETSU) vs VMI (01/05/22)
	20		Kamdyn Curfman (VMI) at Marist (11/20/21)
	20		Mike Bothwell (Furman) at High Point (11/30/21)
	20		Malachi Smith (Chattanooga) at Lipscomb (12/05/21)
	20		Ques Glover (Samford) at Mercer (01/05/22)
	20		Malachi Smith (Chattanooga) vs The Citadel (01/08/22)
	20		Jake Stephens (VMI) at Mercer (01/13/22)
	20		Ledarrius Brewer (ETSU) vs The Citadel (01/22/22)
	20		Malachi Smith (Chattanooga) at The Citadel (01/29/22)
	20		Ledarrius Brewer (ETSU) at VMI (01/29/22)
Field goal percentage	.900	(9-10)	Shannon Grant (Mercer) vs Milligan (11/27/21)
	.889	(8-9)	Sam Godwin (Wofford) vs Bob Jones (11/09/21)
	.889	(8-9)	Marcus Banks (Western Carolina) at Charlotte (12/22/21)
	.846	(11-13)	Jake Stephens (VMI) at Wofford (12/29/21)
	.824	(14-17)	Malachi Smith (Chattanooga) at Murray State (12/18/21)
3-Pt FG made	8		Jason Roche (The Citadel) at Pittsburgh (11/09/21)
	8		Alex Hunter (Furman) at Mississippi State (12/17/21)
	8		Jalen Johnson (Mercer) vs VMI (01/13/22)
	7		Felipe Haase (Mercer) at Winthrop (11/13/21)
	7		Nicholas Robinson (Western Carolina) at East Carolina (11/14/21)
	7		David Jean-Baptiste (Chattanooga) at Lipscomb (12/05/21)
	7		Jason Roche (The Citadel) vs St. Andrews (12/16/21)
	7		Jordan King (ETSU) at VMI (01/29/22)
3-Pt FG attempts	15		Alex Hunter (Furman) at UNCG (01/05/22)
	14		Jason Roche (The Citadel) at Pittsburgh (11/09/21)
	14		Kamdyn Curfman (VMI) at Marist (11/20/21)
	14		Kamdyn Curfman (VMI) at ETSU (01/05/22)
	13		Kamdyn Curfman (VMI) at New Orleans (11/26/21)
	13		Alex Hunter (Furman) at High Point (11/30/21)
	13		Jason Roche (The Citadel) vs St. Andrews (12/16/21)
	13		Jason Roche (The Citadel) vs VMI (01/15/22)
3-Pt percentage	1.000	(8-8)	Jalen Johnson (Mercer) vs VMI (01/13/22)
	1.000	(5-5)	Ryan Larson (Wofford) vs Bob Jones (11/09/21)
	1.000	(5-5)	A.J. Caldwell (Chattanooga) at UNC Asheville (12/08/21)
	.857	(6-7)	Jake Stephens (VMI) at Mercer (01/13/22)
	.857	(6-7)	Jaden Campbell (Samford) vs ETSU (01/15/22)
Free throws made	16		Malachi Smith (Chattanooga) at Western Carolina (01/12/22)
	13		Mike Bothwell (Furman) at Louisville (11/12/21)
	13		Jalen Slawson (Furman) vs Col. of Charleston (12/03/21)
	12		Ques Glover (Samford) vs North Carolina A&T (11/26/21)
	12		Bas Leyte (UNCG) vs Elon (11/30/21)
Free throw attempts	21		Malachi Smith (Chattanooga) at Western Carolina (01/12/22)
	18		Jalen Slawson (Furman) vs Col. of Charleston (12/03/21)



		15	Mike Bothwell (Furman) at Louisville (11/12/21)
		14	Hayden Brown (The Citadel) vs Mercer (01/17/22)
		13	Jalen White (UNCG) vs N.C. Wesleyan (11/24/21)
		13	Jermaine Marshall (Samford) vs Belmont (12/05/21)
		13	Hayden Brown (The Citadel) vs N.C. Central (12/06/21)
Free throw percentage	1.000	(12-12)	Ques Glover (Samford) vs North Carolina A&T (11/26/21)
	1.000	(12-12)	Bas Leyte (UNCG) vs Elon (11/30/21)
	1.000	(11-11)	Ques Glover (Samford) vs McNeese (11/27/21)
	1.000	(8-8)	Jalen Johnson (Mercer) vs Middle Tennessee (11/24/21)
	1.000	(8-8)	Jalen Slawson (Furman) vs Mercer (01/08/22)
	1.000	(8-8)	Marcus Foster (Furman) vs Mercer (01/08/22)
	1.000	(8-8)	Jake Stephens (VMI) vs UNCG (01/08/22)
	1.000	(8-8)	James Glisson III (Mercer) vs VMI (01/13/22)
	1.000	(8-8)	Jermaine Marshall (Samford) at Western Carolina (01/29/22)
Rebounds		21	Jake Stephens (VMI) at The Citadel (01/15/22)
		17	Hayden Brown (The Citadel) at Presbyterian (11/15/21)
		16	Jake Stephens (VMI) vs Gardner-Webb (12/11/21)
		15	Stephen Clark (The Citadel) at South Carolina State (11/28/21)
		15	Vonterius Woolbright (Western Carolina) vs Tennessee Tech (12/08/21)
		15	Jake Stephens (VMI) at ETSU (01/05/22)
		15	Hayden Brown (The Citadel) vs UNCG (01/13/22)
Assists		12	Jalen Slawson (Furman) at Winthrop (12/07/21)
		10	David Sloan (ETSU) vs Western Carolina (01/10/22)
		10	David Sloan (ETSU) at Samford (01/15/22)
		9	Lewis Rowe (VMI) vs Carlow (11/09/21)
		9	Ques Glover (Samford) at Oregon State (11/18/21)
		9	Jake Stephens (VMI) vs Central Arkansas (11/25/21)
		9	David Sloan (ETSU) vs North Carolina A&T (12/14/21)
Steals		6	Kamar Robertson (Mercer) vs Georgia Southern (12/11/21)
		6	Malachi Smith (Chattanooga) at VMI (01/22/22)
		5	Joe Anderson (Furman) vs Col. of Charleston (12/03/21)
		5	David Jean-Baptiste (Chattanooga) at Lipscomb (12/05/21)
		5	Jalen Slawson (Furman) at Mercer (01/29/22)
Blocked shots		6	Jake Stephens (VMI) at Presbyterian (11/12/21)
		6	Jake Stephens (VMI) vs Gardner-Webb (12/11/21)
		6	Stephen Clark (The Citadel) at Western Carolina (01/05/22)
		5	Jalen Slawson (Furman) at Belmont (11/15/21)
		5	Stephen Clark (The Citadel) vs N.C. Central (12/06/21)
		5	Stephen Clark (The Citadel) vs Mercer (01/17/22)
		5	Jalen Johnson (Mercer) at The Citadel (01/17/22)
		5	Ty Brewer (ETSU) at VMI (01/29/22)
Turnovers		9	Stephen Clark (The Citadel) vs Chattanooga (01/29/22)
		8	Wesley Cardet (Samford) vs Spring Hill (11/11/21)
		8	Ledarius Brewer (ETSU) vs North Carolina A&T (12/14/21)
		8	Jalen Slawson (Furman) at Mississippi State (12/17/21)
		7	Jordan King (ETSU) at Tennessee (11/14/21)
		7	Jalen Slawson (Furman) at Belmont (11/15/21)
		7	B.J. Mack (Wofford) at Gardner-Webb (12/08/21)
		7	David Sloan (ETSU) vs Wofford (01/08/22)
		7	Vonterius Woolbright (Western Carolina) at Samford (01/08/22)
		7	Max Klesmit (Wofford) at UNCG (01/10/22)

2021-22 Southern Conference  
CONFERENCE BASKETBALL STATISTICS  
Through games of Feb 01, 2022 (Conference games only)

SCORING OFFENSE	G	W-L	Pts	Avg/G
1. VMI	10	5-5	792	79.2
2. Furman	10	8-2	756	75.6
3. Chattanooga	9	8-1	668	74.2
4. The Citadel	9	3-6	662	73.6
5. ETSU	10	4-6	733	73.3
6. Samford	9	3-6	650	72.2
7. Wofford	11	5-6	779	70.8
8. Mercer	10	6-4	689	68.9
9. Western Carolina	9	2-7	601	66.8
10. UNCG	9	4-5	573	63.7

SCORING DEFENSE	G	Pts	Avg/G
1. Furman	10	599	59.9
2. Chattanooga	9	585	65.0
3. UNCG	9	591	65.7
4. Wofford	11	754	68.5
5. Mercer	10	718	71.8
6. Samford	9	684	76.0
7. ETSU	10	763	76.3
8. Western Carolina	9	707	78.6
9. VMI	10	790	79.0
10. The Citadel	9	712	79.1

SCORING MARGIN	G	Offense	Defense	Margin
1. Furman	10	75.6	59.9	+15.7
2. Chattanooga	9	74.2	65.0	+9.2
3. Wofford	11	70.8	68.5	+2.3
4. VMI	10	79.2	79.0	+0.2
5. UNCG	9	63.7	65.7	-2.0
6. Mercer	10	68.9	71.8	-2.9
7. ETSU	10	73.3	76.3	-3.0
8. Samford	9	72.2	76.0	-3.8
9. The Citadel	9	73.6	79.1	-5.6
10. Western Carolina	9	66.8	78.6	-11.8

FREE THROW PCT	G	FTM	FTA	Pct.
1. Furman	10	102	129	.791
2. Samford	9	105	134	.784
3. Chattanooga	9	118	152	.776
4. Mercer	10	134	173	.775
5. VMI	10	108	141	.766
6. Wofford	11	98	128	.766
7. UNCG	9	97	130	.746
8. Western Carolina	9	129	183	.705
9. ETSU	10	87	126	.690
10. The Citadel	9	106	158	.671

FIELD GOAL PERCENTAGE	G	FGM	FGA	Pct.
1. VMI	10	281	581	.484
2. Wofford	11	283	597	.474
3. ETSU	10	274	597	.459
4. Chattanooga	9	237	518	.458
5. Mercer	10	235	518	.454
6. The Citadel	9	233	532	.438
7. Furman	10	261	596	.438
8. Samford	9	237	562	.422
9. UNCG	9	202	488	.414
10. Western Carolina	9	198	550	.360

FIELD GOAL PCT DEFENSE	G	FGM	FGA	Pct.
1. Furman	10	226	547	.413
2. Chattanooga	9	209	500	.418
3. VMI	10	274	636	.431
4. The Citadel	9	253	577	.438
5. Mercer	10	257	584	.440
6. UNCG	9	197	440	.448
7. Samford	9	236	524	.450
8. Wofford	11	261	579	.451
9. ETSU	10	278	616	.451
10. Western Carolina	9	250	536	.466

3-POINT FG PCT	G	3FGM	3FGA	Pct.
1. VMI	10	122	309	.395
2. Wofford	11	115	297	.387
3. Mercer	10	85	224	.379
4. Furman	10	132	348	.379
5. ETSU	10	98	264	.371
6. Chattanooga	9	76	212	.358
7. UNCG	9	72	201	.358
8. The Citadel	9	90	270	.333
9. Samford	9	71	237	.300
10. Western Carolina	9	76	274	.277

3-POINT FG PCT DEFENSE	G	3FGM	3FGA	Pct.
1. Furman	10	64	212	.302
2. ETSU	10	102	314	.325
3. Chattanooga	9	71	217	.327
4. Mercer	10	89	254	.350
5. Samford	9	99	272	.364
6. Western Carolina	9	92	252	.365
7. The Citadel	9	85	231	.368
8. VMI	10	120	320	.375
9. Wofford	11	121	318	.381
10. UNCG	9	94	246	.382

REBOUNDING OFFENSE	G	Rebounds	Avg/G
1. Samford	9	325	36.1
Western Carolina	9	325	36.1
3. Furman	10	355	35.5
4. The Citadel	9	315	35.0
ETSU	10	350	35.0
6. Chattanooga	9	314	34.9
7. VMI	10	334	33.4
8. Mercer	10	318	31.8
9. Wofford	11	333	30.3
10. UNCG	9	268	29.8

REBOUNDING DEFENSE	G	Rebounds	Avg/G
1. Wofford	11	298	27.1
2. UNCG	9	272	30.2
3. Chattanooga	9	284	31.6
4. Furman	10	326	32.6
5. Mercer	10	331	33.1
6. Samford	9	303	33.7
7. ETSU	10	358	35.8
8. VMI	10	362	36.2
9. The Citadel	9	346	38.4
10. Western Carolina	9	357	39.7

2021-22 Southern Conference  
CONFERENCE BASKETBALL STATISTICS  
Through games of Feb 01, 2022 (Conference games only)

REBOUNDING MARGIN	G	Team	Avg.	Opp.	Avg.	Margin
1. Chattanooga	9	314	34.9	284	31.6	+3.3
2. Wofford	11	333	30.3	298	27.1	+3.2
3. Furman	10	355	35.5	326	32.6	+2.9
4. Samford	9	325	36.1	303	33.7	+2.4
5. UNCG	9	268	29.8	272	30.2	-0.4
6. ETSU	10	350	35.0	358	35.8	-0.8
7. Mercer	10	318	31.8	331	33.1	-1.3
8. VMI	10	334	33.4	362	36.2	-2.8
9. The Citadel	9	315	35.0	346	38.4	-3.4
10. Western Carolina	9	325	36.1	357	39.7	-3.6

BLOCKED SHOTS	G	No.	Avg/G
1. Furman	10	40	4.0
The Citadel	9	36	4.0
3. Mercer	10	29	2.9
4. VMI	10	28	2.8
ETSU	10	28	2.8
6. Western Carolina	9	25	2.8
7. Chattanooga	9	22	2.4
8. Samford	9	21	2.3
9. Wofford	11	14	1.3
10. UNCG	9	10	1.1

ASSISTS	G	No.	Avg/G
1. Furman	10	176	17.6
2. VMI	10	162	16.2
3. Mercer	10	151	15.1
4. The Citadel	9	125	13.9
5. ETSU	10	137	13.7
6. Wofford	11	148	13.5
7. UNCG	9	113	12.6
8. Samford	9	112	12.4
9. Chattanooga	9	110	12.2
10. Western Carolina	9	104	11.6

STEALS	G	No.	Avg/G
1. Furman	10	94	9.4
2. UNCG	9	75	8.3
3. Chattanooga	9	73	8.1
4. Samford	9	69	7.7
5. ETSU	10	62	6.2
6. Wofford	11	66	6.0
7. Western Carolina	9	52	5.8
8. The Citadel	9	40	4.4
9. VMI	10	44	4.4
10. Mercer	10	43	4.3

TURNOVER MARGIN	G	Team	Avg.	Opp.	Avg.	Margin
1. Furman	10	99	9.9	140	14.0	+4.1
2. UNCG	9	98	10.9	128	14.2	+3.3
3. Chattanooga	9	97	10.8	113	12.6	+1.8
4. Samford	9	105	11.7	113	12.6	+0.9
5. Wofford	11	129	11.7	131	11.9	+0.2
6. ETSU	10	107	10.7	101	10.1	-0.6
7. Western Carolina	9	106	11.8	98	10.9	-0.9
8. VMI	10	112	11.2	90	9.0	-2.2
9. The Citadel	9	113	12.6	91	10.1	-2.4
10. Mercer	10	137	13.7	98	9.8	-3.9

ASSIST/TURNOVER RATIO	G	Ast.	Avg.	T/O	Avg.	Ratio
1. Furman	10	176	17.6	99	9.9	1.8
2. VMI	10	162	16.2	112	11.2	1.4
3. ETSU	10	137	13.7	107	10.7	1.3
4. UNCG	9	113	12.6	98	10.9	1.2
5. Wofford	11	148	13.5	129	11.7	1.1
6. Chattanooga	9	110	12.2	97	10.8	1.1
7. The Citadel	9	125	13.9	113	12.6	1.1
8. Mercer	10	151	15.1	137	13.7	1.1
9. Samford	9	112	12.4	105	11.7	1.1
10. Western Carolina	9	104	11.6	106	11.8	1.0

OFFENSIVE REBOUNDS	G	No.	Avg/G
1. Western Carolina	9	109	12.1
2. Samford	9	95	10.6
3. Furman	10	102	10.2
4. ETSU	10	100	10.0
5. Chattanooga	9	89	9.9
6. UNCG	9	84	9.3
7. The Citadel	9	73	8.1
8. Wofford	11	81	7.4
9. VMI	10	72	7.2
10. Mercer	10	69	6.9

DEFENSIVE REBOUNDS	G	No.	Avg/G
1. The Citadel	9	242	26.9
2. VMI	10	262	26.2
3. Samford	9	230	25.6
4. Furman	10	253	25.3
5. ETSU	10	250	25.0
Chattanooga	9	225	25.0
7. Mercer	10	249	24.9
8. Western Carolina	9	216	24.0
9. Wofford	11	252	22.9
10. UNCG	9	184	20.4

DEFENSIVE REB PCT.	G	D-Reb	Opp. OR	D-Reb%
1. Wofford	11	252	67	.790
2. Samford	9	230	73	.759
3. UNCG	9	184	62	.748
4. Furman	10	253	86	.746
5. Chattanooga	9	225	81	.735
6. Mercer	10	249	95	.724
7. The Citadel	9	242	93	.722
8. Western Carolina	9	216	89	.708
9. VMI	10	262	116	.693
10. ETSU	10	250	112	.691

OFFENSIVE REB PCT.	G	O-Reb	Opp. DR	O-Reb%
1. Chattanooga	9	89	203	.305
2. Furman	10	102	240	.298
3. Samford	9	95	230	.292
4. Western Carolina	9	109	268	.289
5. ETSU	10	100	246	.289
6. UNCG	9	84	210	.286
7. Wofford	11	81	231	.260
8. VMI	10	72	246	.226
9. Mercer	10	69	236	.226
10. The Citadel	9	73	253	.224

2021-22 Southern Conference  
CONFERENCE BASKETBALL STATISTICS  
Through games of Feb 01, 2022 (Conference games only)

3-POINT FG MADE	G	No.	Avg/G
1. Furman	10	132	13.2
2. VMI	10	122	12.2
3. Wofford	11	115	10.5
4. The Citadel	9	90	10.0
5. ETSU	10	98	9.8
6. Mercer	10	85	8.5
7. Western Carolina	9	76	8.4
Chattanooga	9	76	8.4
9. UNCG	9	72	8.0
10. Samford	9	71	7.9

2021-22 Southern Conference  
CONFERENCE BASKETBALL STATISTICS  
Through games of Feb 01, 2022 (Conference games only)

Team	Conference	Pct.	PF	PA	Overall	Pct.	PF	PA	Current unbeaten streak
Chattanooga	8-1	.889	74.2	65.0	8-1	.889	74.2	65.0	Chattanooga -- 5
Furman	8-2	.800	75.6	59.9	8-2	.800	75.6	59.9	Furman -- 4
Mercer	6-4	.600	68.9	71.8	6-4	.600	68.9	71.8	Samford -- 2
VMI	5-5	.500	79.2	79.0	5-5	.500	79.2	79.0	Mercer -- 1
Wofford	5-6	.455	70.8	68.5	5-6	.455	70.8	68.5	VMI -- 1
UNCG	4-5	.444	63.7	65.7	4-5	.444	63.7	65.7	
ETSU	4-6	.400	73.3	76.3	4-6	.400	73.3	76.3	
The Citadel	3-6	.333	73.6	79.1	3-6	.333	73.6	79.1	
Samford	3-6	.333	72.2	76.0	3-6	.333	72.2	76.0	
Western Carolina	2-7	.222	66.8	78.6	2-7	.222	66.8	78.6	

TEAM SUMMARIES	G	PF-PA	Avg score	Margin	FG-FGA	Pct.	3FG-FGA	Pct.	FT-FTA	Pct.	RebF	RebA	Margin
Chattanooga	9	668-585	74.2-65.0	+9.2	237-518	.458	76-212	.358	118-152	.776	314	284	+3.3
ETSU	10	733-763	73.3-76.3	-3.0	274-597	.459	98-264	.371	87-126	.690	350	358	-0.8
Furman	10	756-599	75.6-59.9	+15.7	261-596	.438	132-348	.379	102-129	.791	355	326	+2.9
Mercer	10	689-718	68.9-71.8	-2.9	235-518	.454	85-224	.379	134-173	.775	318	331	-1.3
Samford	9	650-684	72.2-76.0	-3.8	237-562	.422	71-237	.300	105-134	.784	325	303	+2.4
The Citadel	9	662-712	73.6-79.1	-5.6	233-532	.438	90-270	.333	106-158	.671	315	346	-3.4
UNCG	9	573-591	63.7-65.7	-2.0	202-488	.414	72-201	.358	97-130	.746	268	272	-0.4
VMI	10	792-790	79.2-79.0	+0.2	281-581	.484	122-309	.395	108-141	.766	334	362	-2.8
Western Carolina	9	601-707	66.8-78.6	-11.8	198-550	.360	76-274	.277	129-183	.705	325	357	-3.6
Wofford	11	779-754	70.8-68.5	+2.3	283-597	.474	115-297	.387	98-128	.766	333	298	+3.2

ATTENDANCE	Home	Average	Away	Average	Neutral	Average	Total	Average
Chattanooga	4-12127	3032	5-8838	1768	0-0	0	9-20965	2329
ETSU	6-19279	3213	4-7756	1939	0-0	0	10-27035	2704
Furman	5-9125	1825	5-12223	2445	0-0	0	10-21348	2135
Mercer	6-13650	2275	4-8109	2027	0-0	0	10-21759	2176
Samford	3-2627	876	6-8262	1377	0-0	0	9-10889	1210
The Citadel	5-5391	1078	4-7748	1937	0-0	0	9-13139	1460
UNCG	4-6068	1517	5-9025	1805	0-0	0	9-15093	1677
VMI	5-6813	1363	5-8295	1659	0-0	0	10-15108	1511
Western Carolina	4-7154	1788	5-8093	1619	0-0	0	9-15247	1694
Wofford	6-8278	1380	5-12163	2433	0-0	0	11-20441	1858
Totals	48-90512	1886	48-90512	1886	0-0	0	96-181024	1886

2021-22 Southern Conference  
INDIVIDUAL BASKETBALL STATISTICS  
Through games of Feb 01, 2022 (Conference games only)

To be ranked, a player must appear in at least 75.0% of their team's games.

SCORING								REBOUNDING							
	Cl	G	FG	3FG	FT	Pts	Avg/G		Cl	G	Off	Def	Total	Avg/G	
1. Malachi Smith-UTC	So	9	69	23	45	206	22.9	1. Jake Stephens-VMI	Sr	10	15	87	102	10.2	
2. Jake Stephens-VMI	Sr	10	81	26	34	222	22.2	2. Silvio DeSousa-UTC	Sr	8	20	43	63	7.9	
3. B.J. Mack-WOF	Jr	11	74	15	30	193	17.5	3. Hayden Brown-CIT	Sr	9	15	55	70	7.8	
4. Mike Bothwell-FUR	Sr	10	57	20	28	162	16.2	4. Vonterius Woolbright-WCU	Jr	9	16	45	61	6.8	
5. Hayden Brown-CIT	Sr	9	47	9	39	142	15.8	5. Isaiah Bigelow-WOF	Jr	10	14	53	67	6.7	
6. Ques Glover-SAM	So	8	48	4	26	126	15.8	Ty Brewer-ETSU	Sr	10	20	47	67	6.7	
7. Kamdyn Curfman-VMI	Jr	10	53	36	14	156	15.6	7. Jalen Slawson-FUR	Sr	10	12	54	66	6.6	
8. Ledarrius Brewer-ETSU	Sr	10	59	25	12	155	15.5	8. Stephen Clark-CIT	Jr	9	12	47	59	6.6	
9. Jordan King-ETSU	Jr	10	54	31	15	154	15.4	9. Malachi Smith-UTC	So	9	14	43	57	6.3	
10. Jalen Johnson-MER	Sr	9	45	28	16	134	14.9	10. Sean Conway-VMI	Jr	10	14	49	63	6.3	
11. David Sloan-ETSU	Sr	10	57	21	13	148	14.8	11. Nicholas Robinson-WCU	Sr	9	15	41	56	6.2	
12. De'Monte Buckingham-UNCG	Sr	9	45	24	16	130	14.4	12. Felipe Haase-MER	Sr	10	7	53	60	6.0	
13. Felipe Haase-MER	Sr	10	42	20	39	143	14.3	13. Bas Leyte-UNCG	Jr	9	19	34	53	5.9	
14. David Jean-Baptiste-UTC	Sr	7	35	18	12	100	14.3	14. De'Monte Buckingham-UNCG	Sr	9	13	39	52	5.8	
15. Jalen Slawson-FUR	Sr	10	46	15	31	138	13.8	15. Wesley Cardet-SAM	Fr	9	18	33	51	5.7	
16. Max Klesmit-WOF	So	10	49	23	15	136	13.6	16. Darius Banks-UTC	Sr	9	13	37	50	5.6	
17. Trey Bonham-VMI	So	10	46	11	25	128	12.8	17. Marcus Foster-FUR	So	10	19	35	54	5.4	
18. Logan Dye-SAM	Jr	9	50	4	11	115	12.8	18. B.J. Mack-WOF	Jr	11	24	35	59	5.4	
19. Stephen Clark-CIT	Jr	9	51	3	9	114	12.7	19. James Glisson III-MER	Jr	10	5	45	50	5.0	
Nicholas Robinson-WCU	Sr	9	34	9	37	114	12.7	Mohammed Abdulsalam-UNCG	Sr	9	14	31	45	5.0	
21. Jason Roche-CIT	Fr	9	35	31	10	111	12.3								
22. Honor Huff-VMI	Fr	10	41	17	20	119	11.9								
23. James Glisson III-MER	Jr	10	41	11	21	114	11.4								
24. Conley Garrison-FUR	Sr	9	35	23	8	101	11.2								
25. Vonterius Woolbright-WCU	Jr	9	32	1	34	99	11.0								
26. Ty Brewer-ETSU	Sr	10	42	10	15	109	10.9								
27. Jaden Campbell-SAM	So	9	33	19	13	98	10.9								
28. Isaiah Bigelow-WOF	Jr	10	37	20	14	108	10.8								
29. Rudy Fitzgibbons III-CIT	Jr	9	32	20	11	95	10.6								
30. Silvio DeSousa-UTC	Sr	8	34	3	12	83	10.4								
FIELD GOAL PCT									ASSISTS						
	Cl	G	FGM	FGA	Pct.				Cl	G	No.	Avg/G			
1. Stephen Clark-CIT	Jr	9	51	86	.593	1. David Sloan-ETSU	Sr	10	57	5.7					
2. Jake Stephens-VMI	Sr	10	81	138	.587	2. Ques Glover-SAM	So	8	35	4.4					
3. B.J. Mack-WOF	Jr	11	74	129	.574	3. Trey Bonham-VMI	So	10	43	4.3					
4. Logan Dye-SAM	Jr	9	50	93	.538	4. Ryan Larson-WOF	Sr	11	43	3.9					
5. Mike Bothwell-FUR	Sr	10	57	120	.475	5. Jalen Slawson-FUR	Sr	10	39	3.9					
6. Hayden Brown-CIT	Sr	9	47	99	.475	Felipe Haase-MER	Sr	10	39	3.9					
7. De'Monte Buckingham-UNCG	Sr	9	45	95	.474	7. Kobe Langley-UNCG	Jr	9	33	3.7					
8. Malachi Smith-UTC	So	9	69	147	.469	8. Jake Stephens-VMI	Sr	10	36	3.6					
9. David Sloan-ETSU	Sr	10	57	125	.456	9. Stephen Clark-CIT	Jr	9	31	3.4					
10. Jalen Johnson-MER	Sr	9	45	101	.446	Vonterius Woolbright-WCU	Jr	9	31	3.4					
11. David Jean-Baptiste-UTC	Sr	7	35	79	.443	11. Mike Bothwell-FUR	Sr	10	34	3.4					
12. Jordan King-ETSU	Jr	10	54	124	.435	12. Nicholas Robinson-WCU	Sr	9	30	3.3					
13. Ledarrius Brewer-ETSU	Sr	10	59	139	.424	13. Alex Hunter-FUR	Sr	10	32	3.2					
14. Ques Glover-SAM	So	8	48	115	.417	14. Shawn Walker Jr.-MER	Jr	10	31	3.1					
15. Kamdyn Curfman-VMI	Jr	10	53	127	.417	15. Honor Huff-VMI	Fr	10	29	2.9					



2021-22 Southern Conference  
INDIVIDUAL BASKETBALL STATISTICS  
Through games of Feb 01, 2022 (Conference games only)

FREE THROW PCT					
	Cl	G	FTM	FTA	Pct.
1. Ques Glover-SAM	So	8	26	29	.897
2. Felipe Haase-MER	Sr	10	39	44	.886
3. Mike Bothwell-FUR	Sr	10	28	32	.875
4. Jalen Slawson-FUR	Sr	10	31	36	.861
5. Nicholas Robinson-WCU	Sr	9	37	43	.860
6. B.J. Mack-WOF	Jr	11	30	35	.857
7. Marcus Foster-FUR	So	10	25	30	.833
8. Malachi Smith-UTC	So	9	45	56	.804
9. Jake Stephens-VMI	Sr	10	34	43	.791
10. Kamar Robertson-MER	Jr	8	20	26	.769
11. Trey Bonham-VMI	So	10	25	33	.758
12. Vonterius Woolbright-WCU	Jr	9	34	51	.667
13. Hayden Brown-CIT	Sr	9	39	62	.629

STEALS				
	Cl	G	No.	Avg/G
1. Malachi Smith-UTC	So	9	23	2.6
2. Kobe Langley-UNCG	Jr	9	20	2.2
3. Jalen Slawson-FUR	Sr	10	22	2.2
4. David Sloan-ETSU	Sr	10	20	2.0
5. Nicholas Robinson-WCU	Sr	9	16	1.8
Jaden Campbell-SAM	So	9	16	1.8
7. Ques Glover-SAM	So	8	14	1.8
8. Darius Banks-UTC	Sr	9	15	1.7
9. Ryan Larson-WOF	Sr	11	18	1.6
10. Alex Hunter-FUR	Sr	10	15	1.5
11. Joe Anderson-FUR	So	10	14	1.4
Trey Bonham-VMI	So	10	14	1.4
13. Keyshaun Langley-UNCG	Jr	9	12	1.3
Conley Garrison-FUR	Sr	9	12	1.3
De'Monte Buckingham-UNCG	Sr	9	12	1.3

3-POINT FG PCT					
	Cl	G	3FG	FGA	Pct.
1. Kaleb Hunter-UNCG	Sr	8	15	27	.556
2. A.J. Caldwell-UTC	Jr	9	18	34	.529
3. Conley Garrison-FUR	Sr	9	23	45	.511
4. Joe Anderson-FUR	So	10	20	41	.488
5. De'Monte Buckingham-UNCG	Sr	9	24	52	.462
6. Jake Stephens-VMI	Sr	10	26	57	.456
7. Jalen Johnson-MER	Sr	9	28	62	.452
8. Ryan Larson-WOF	Sr	11	26	58	.448
9. Jaden Campbell-SAM	So	9	19	43	.442
10. Malachi Smith-UTC	So	9	23	53	.434
11. Felipe Haase-MER	Sr	10	20	50	.400
12. Jordan King-ETSU	Jr	10	31	78	.397
13. David Sloan-ETSU	Sr	10	21	53	.396
14. Honor Huff-VMI	Fr	10	17	43	.395
15. Jason Roche-CIT	Fr	9	31	79	.392

3-POINT FG MADE				
	Cl	G	3FG	Avg/G
1. Kamdyn Curfman-VMI	Jr	10	36	3.6
2. Jason Roche-CIT	Fr	9	31	3.4
3. Jalen Johnson-MER	Sr	9	28	3.1
4. Jordan King-ETSU	Jr	10	31	3.1
5. Alex Hunter-FUR	Sr	10	27	2.7
6. De'Monte Buckingham-UNCG	Sr	9	24	2.7
7. Jake Stephens-VMI	Sr	10	26	2.6
8. David Jean-Baptiste-UTC	Sr	7	18	2.6
9. Conley Garrison-FUR	Sr	9	23	2.6
Malachi Smith-UTC	So	9	23	2.6
11. Ledarrius Brewer-ETSU	Sr	10	25	2.5
12. Ryan Larson-WOF	Sr	11	26	2.4
13. Max Klesmit-WOF	So	10	23	2.3
14. Rudy Fitzgibbons III-CIT	Jr	9	20	2.2
15. Jaden Campbell-SAM	So	9	19	2.1

BLOCKED SHOTS				
	Cl	G	No.	Avg/G
1. Stephen Clark-CIT	Jr	9	27	3.0
2. Jake Stephens-VMI	Sr	10	21	2.1
3. Jalen Slawson-FUR	Sr	10	18	1.8
4. Jalen Johnson-MER	Sr	9	13	1.4
5. Ty Brewer-ETSU	Sr	10	12	1.2
6. Silvio DeSousa-UTC	Sr	8	9	1.1
7. Logan Dye-SAM	Jr	9	9	1.0
8. Jaden Seymour-ETSU	So	10	7	0.7
James Glisson III-MER	Jr	10	7	0.7
10. Joe Petrakis-WCU	Jr	9	6	0.7
11. Marlow Gilmore-WCU	Jr	8	5	0.6
12. Mike Bothwell-FUR	Sr	10	6	0.6
13. Nicholas Robinson-WCU	Sr	9	5	0.6
Wesley Cardet-SAM	Fr	9	5	0.6
15. Marcus Foster-FUR	So	10	5	0.5

ASSIST/TURNOVER RATIO					
	Cl	G	Ast.	T/O	Ratio
1. Alex Hunter-FUR	Sr	10	32	10	3.2
2. Ryan Larson-WOF	Sr	11	43	16	2.7
Trey Bonham-VMI	So	10	43	16	2.7
4. Jalen Slawson-FUR	Sr	10	39	15	2.6
5. David Sloan-ETSU	Sr	10	57	24	2.4
6. Ques Glover-SAM	So	8	35	16	2.2
7. Felipe Haase-MER	Sr	10	39	19	2.1
8. Shawn Walker Jr.-MER	Jr	10	31	17	1.8
9. Kobe Langley-UNCG	Jr	9	33	19	1.7
10. Mike Bothwell-FUR	Sr	10	34	21	1.6
11. Nicholas Robinson-WCU	Sr	9	30	22	1.4
12. Stephen Clark-CIT	Jr	9	31	26	1.2
13. Jake Stephens-VMI	Sr	10	36	33	1.1
14. Vonterius Woolbright-WCU	Jr	9	31	29	1.1

2021-22 Southern Conference  
INDIVIDUAL BASKETBALL STATISTICS  
Through games of Feb 01, 2022 (Conference games only)

OFFENSIVE REBOUNDS				
	Cl	G	No.	Avg/G
1. Silvio DeSousa-UTC	Sr	8	20	2.5
2. B.J. Mack-WOF	Jr	11	24	2.2
3. Bas Leyte-UNCG	Jr	9	19	2.1
4. Mohab Yasser-ETSU	Fr	10	21	2.1
5. Ty Brewer-ETSU	Sr	10	20	2.0
Wesley Cardet-SAM	Fr	9	18	2.0
Conley Garrison-FUR	Sr	9	18	2.0
8. Marcus Foster-FUR	So	10	19	1.9
9. Vonterius Woolbright-WCU	Jr	9	16	1.8
10. Joe Petrakis-WCU	Jr	9	15	1.7
Nicholas Robinson-WCU	Sr	9	15	1.7
Hayden Brown-CIT	Sr	9	15	1.7
13. Mohammed Abdulsalam-UNCG	Sr	9	14	1.6
Jaden Campbell-SAM	So	9	14	1.6
Malachi Smith-UTC	So	9	14	1.6

DEFENSIVE REBOUNDS				
	Cl	G	No.	Avg/G
1. Jake Stephens-VMI	Sr	10	87	8.7
2. Hayden Brown-CIT	Sr	9	55	6.1
3. Jalen Slawson-FUR	Sr	10	54	5.4
4. Silvio DeSousa-UTC	Sr	8	43	5.4
5. Felipe Haase-MER	Sr	10	53	5.3
Isaiah Bigelow-WOF	Jr	10	53	5.3
7. Stephen Clark-CIT	Jr	9	47	5.2
8. Vonterius Woolbright-WCU	Jr	9	45	5.0
9. Sean Conway-VMI	Jr	10	49	4.9
10. Malachi Smith-UTC	So	9	43	4.8
11. Ty Brewer-ETSU	Sr	10	47	4.7
12. Nicholas Robinson-WCU	Sr	9	41	4.6
13. James Glisson III-MER	Jr	10	45	4.5
14. De'Monte Buckingham-UNCG	Sr	9	39	4.3
15. Darius Banks-UTC	Sr	9	37	4.1

MINUTES PLAYED				
	Cl	G	No.	Avg/G
1. Kamdyn Curfman-VMI	Jr	10	384	38.4
2. Jason Roche-CIT	Fr	9	337	37.4
3. Jake Stephens-VMI	Sr	10	363	36.3
4. Malachi Smith-UTC	So	9	325	36.1
Nicholas Robinson-WCU	Sr	9	325	36.1
6. Darius Banks-UTC	Sr	9	312	34.7
7. Stephen Clark-CIT	Jr	9	304	33.8
8. David Jean-Baptiste-UTC	Sr	7	234	33.4
9. Felipe Haase-MER	Sr	10	333	33.3
10. Ryan Larson-WOF	Sr	11	363	33.0

2021-22 Southern Conference  
Conference Team Highs  
Through games of Feb 01, 2022 (Conference games only)

TEAM HIGHS (highest totals made by)

Points	99	VMI vs Samford (01/20/22)
	97	Mercer vs VMI (01/13/22)
	94	Western Carolina vs The Citadel (01/05/22)
	91	VMI at Mercer (01/13/22)
	90	The Citadel at Western Carolina (01/05/22)
	90	VMI at The Citadel (01/15/22)
Margin	38 (88-50)	Furman vs Western Carolina (01/19/22)
	32 (81-49)	Furman vs Samford (12/29/21)
	30 (82-52)	Chattanooga vs ETSU (12/30/21)
	30 (80-50)	Furman at Mercer (01/29/22)
	25 (85-60)	Samford vs Western Carolina (01/08/22)
	25 (75-50)	Furman at Wofford (01/22/22)
Field goals made	35	Chattanooga vs The Citadel (01/08/22)
	34	ETSU vs Western Carolina (01/10/22)
	34	Samford vs ETSU (01/15/22)
	34	VMI vs Samford (01/20/22)
	33	Samford vs Western Carolina (01/08/22)
	33	Wofford vs Samford (01/12/22)
	33	Wofford vs The Citadel (01/19/22)
Field goal attempts	77	ETSU vs VMI (01/05/22)
	77	Samford at Mercer (01/05/22)
	75	Western Carolina vs The Citadel (01/05/22)
	72	Western Carolina at ETSU (01/10/22)
	71	ETSU vs The Citadel (01/22/22)
Field goal percentage	.623 (33-53)	Wofford vs Samford (01/12/22)
	.587 (27-46)	Wofford vs UNCG (01/29/22)
	.580 (29-50)	UNCG at ETSU (01/26/22)
	.576 (34-59)	ETSU vs Western Carolina (01/10/22)
	.576 (34-59)	VMI vs Samford (01/20/22)
3-Pt FG made	21	Furman vs Western Carolina (01/19/22)
	19	VMI vs Samford (01/20/22)
	18	Furman at Wofford (01/22/22)
	17	The Citadel at Western Carolina (01/05/22)
	17	Mercer vs VMI (01/13/22)
3-Pt FG attempts	44	Furman vs Western Carolina (01/19/22)
	42	VMI at ETSU (01/05/22)
	41	Western Carolina vs The Citadel (01/05/22)
	41	Western Carolina at ETSU (01/10/22)
	41	Furman vs VMI (01/26/22)
3-Pt percentage	.586 (17-29)	Mercer vs VMI (01/13/22)
	.552 (16-29)	Wofford vs UNCG (01/29/22)
	.528 (19-36)	VMI vs Samford (01/20/22)
	.520 (13-25)	VMI at Mercer (01/13/22)
	.500 (14-28)	Wofford vs The Citadel (01/19/22)
	.500 (10-20)	UNCG at ETSU (01/26/22)
Free throws made	24	Mercer vs VMI (01/13/22)
	23	Western Carolina vs The Citadel (01/05/22)
	23	Furman vs Mercer (01/08/22)
	22	Samford at Western Carolina (01/29/22)
	21	Chattanooga at Western Carolina (01/12/22)
	21	VMI at The Citadel (01/15/22)
Free throw attempts	30	Western Carolina vs The Citadel (01/05/22)
	29	Chattanooga at Western Carolina (01/12/22)
	27	Western Carolina vs Chattanooga (01/12/22)
	27	VMI at The Citadel (01/15/22)

	26		Mercer vs Samford (01/05/22)
	26		Furman vs Mercer (01/08/22)
	26		Western Carolina at ETSU (01/10/22)
	26		Mercer vs VMI (01/13/22)
Free throw percentage	1.000	(12-12)	Samford at VMI (01/20/22)
	1.000	(11-11)	Wofford at Chattanooga (01/26/22)
	1.000	(10-10)	VMI vs UNCG (01/08/22)
	1.000	(8-8)	Samford at Wofford (01/12/22)
	1.000	(7-7)	Wofford at UNCG (01/10/22)
	1.000	(4-4)	VMI vs Furman (01/01/22)
	1.000	(3-3)	UNCG vs Furman (01/05/22)
Rebounds	50		Furman vs Samford (12/29/21)
	50		ETSU vs VMI (01/05/22)
	47		Chattanooga vs ETSU (12/30/21)
	47		Furman vs VMI (01/26/22)
	46		Samford vs Western Carolina (01/08/22)
Assists	25		Furman vs Western Carolina (01/19/22)
	25		VMI vs Samford (01/20/22)
	24		Mercer vs Samford (01/05/22)
	22		ETSU vs Western Carolina (01/10/22)
	22		Wofford vs UNCG (01/29/22)
Steals	16		Furman at Mercer (01/29/22)
	12		Furman vs Samford (12/29/21)
	12		Samford at Furman (12/29/21)
	12		Furman at UNCG (01/05/22)
	12		UNCG at VMI (01/08/22)
	12		The Citadel vs Mercer (01/17/22)
Blocked shots	9		Furman vs VMI (01/26/22)
	7		The Citadel at Western Carolina (01/05/22)
	7		Furman vs Mercer (01/08/22)
	6		Mercer at The Citadel (01/17/22)
	6		The Citadel vs Mercer (01/17/22)
	6		Furman at Wofford (01/22/22)
	6		The Citadel vs Western Carolina (01/26/22)
	6		ETSU at VMI (01/29/22)
Turnovers	22		Mercer vs Furman (01/29/22)
	19		Wofford at UNCG (01/10/22)
	19		Mercer at Samford (01/26/22)
	18		Western Carolina at Samford (01/08/22)
	18		The Citadel at Chattanooga (01/08/22)
	18		The Citadel vs Chattanooga (01/29/22)
Fouls	24		Western Carolina at The Citadel (01/26/22)
	22		The Citadel at Western Carolina (01/05/22)
	22		Chattanooga at Western Carolina (01/12/22)
	22		Wofford at Western Carolina (01/15/22)
	21		Samford at Mercer (01/05/22)
	21		Western Carolina vs Chattanooga (01/12/22)
	21		UNCG at The Citadel (01/13/22)
	21		Mercer vs VMI (01/13/22)

2021-22 Southern Conference  
Conference Individual Highs  
Through games of Feb 01, 2022 (Conference games only)

INDIVIDUAL PLAYER GAME HIGHS

Points	34	Jake Stephens (VMI) at Mercer (01/13/22)
	33	Malachi Smith (Chattanooga) at Western Carolina (01/12/22)
	30	Jalen Johnson (Mercer) vs VMI (01/13/22)
	29	Jake Stephens (VMI) at ETSU (01/05/22)
	28	Felipe Haase (Mercer) vs VMI (01/13/22)
	28	Hayden Brown (The Citadel) at ETSU (01/22/22)
Field goals made	13	Jake Stephens (VMI) at Mercer (01/13/22)
	12	Hayden Brown (The Citadel) at ETSU (01/22/22)
	11	Jake Stephens (VMI) at Wofford (12/29/21)
	11	Jake Stephens (VMI) at ETSU (01/05/22)
	11	Jalen Johnson (Mercer) vs VMI (01/13/22)
Field goal attempts	21	Ledarrus Brewer (ETSU) vs VMI (01/05/22)
	20	Ques Glover (Samford) at Mercer (01/05/22)
	20	Malachi Smith (Chattanooga) vs The Citadel (01/08/22)
	20	Jake Stephens (VMI) at Mercer (01/13/22)
	20	Ledarrus Brewer (ETSU) vs The Citadel (01/22/22)
	20	Malachi Smith (Chattanooga) at The Citadel (01/29/22)
	20	Ledarrus Brewer (ETSU) at VMI (01/29/22)
Field goal percentage	.846 (11-13)	Jake Stephens (VMI) at Wofford (12/29/21)
	.800 (8-10)	Conley Garrison (Furman) vs ETSU (01/12/22)
	.786 (11-14)	Jalen Johnson (Mercer) vs VMI (01/13/22)
	.769 (10-13)	B.J. Mack (Wofford) at ETSU (01/08/22)
	.769 (10-13)	Loqan Dye (Samford) vs ETSU (01/15/22)
3-Pt FG made	8	Jalen Johnson (Mercer) vs VMI (01/13/22)
	7	Jordan King (ETSU) at VMI (01/29/22)
	6	Jake Stephens (VMI) at Mercer (01/13/22)
	6	Jaden Campbell (Samford) vs ETSU (01/15/22)
	6	JP Pegues (Furman) vs Western Carolina (01/19/22)
	6	Kamdyn Curfman (VMI) vs Samford (01/20/22)
3-Pt FG attempts	15	Alex Hunter (Furman) at UNCG (01/05/22)
	14	Kamdyn Curfman (VMI) at ETSU (01/05/22)
	13	Jason Roche (The Citadel) vs VMI (01/15/22)
	12	Kamdyn Curfman (VMI) at Wofford (12/29/21)
	12	Ledarrus Brewer (ETSU) vs VMI (01/05/22)
	12	Marcus Banks (Western Carolina) vs The Citadel (01/05/22)
	12	Kamdyn Curfman (VMI) vs UNCG (01/08/22)
	12	Kamdyn Curfman (VMI) vs Samford (01/20/22)
	12	Jordan King (ETSU) vs UNCG (01/26/22)
	12	Jordan King (ETSU) at VMI (01/29/22)
3-Pt percentage	1.000 (8-8)	Jalen Johnson (Mercer) vs VMI (01/13/22)
	.857 (6-7)	Jake Stephens (VMI) at Mercer (01/13/22)
	.857 (6-7)	Jaden Campbell (Samford) vs ETSU (01/15/22)
	.833 (5-6)	Joe Anderson (Furman) vs Mercer (01/08/22)
	.714 (5-7)	Ledarrus Brewer (ETSU) at Samford (01/15/22)
	.714 (5-7)	Honor Huff (VMI) vs Samford (01/20/22)
	.714 (5-7)	De'Monte Buckingham (UNCG) at ETSU (01/26/22)
Free throws made	16	Malachi Smith (Chattanooga) at Western Carolina (01/12/22)
	11	Felipe Haase (Mercer) vs VMI (01/13/22)
	11	Hayden Brown (The Citadel) vs Mercer (01/17/22)
	10	Felipe Haase (Mercer) vs Samford (01/05/22)
	8	Jalen Slawson (Furman) vs Mercer (01/08/22)
	8	Marcus Foster (Furman) vs Mercer (01/08/22)
	8	Jake Stephens (VMI) vs UNCG (01/08/22)
	8	Vonterius Woolbright (Western Carolina) vs Chattanooga (01/12/22)
	8	James Glisson III (Mercer) vs VMI (01/13/22)

	8		Hayden Brown (The Citadel) vs Western Carolina (01/26/22)
	8		Darius Banks (Chattanooga) at The Citadel (01/29/22)
	8		Jermaine Marshall (Samford) at Western Carolina (01/29/22)
Free throw attempts	21		Malachi Smith (Chattanooga) at Western Carolina (01/12/22)
	14		Hayden Brown (The Citadel) vs Mercer (01/17/22)
	12		Vonterius Woolbright (Western Carolina) vs Chattanooga (01/12/22)
	12		Felipe Haase (Mercer) vs VMI (01/13/22)
	12		Hayden Brown (The Citadel) vs Western Carolina (01/26/22)
Free throw percentage	1.000	(8-8)	Marcus Foster (Furman) vs Mercer (01/08/22)
	1.000	(8-8)	Jalen Slawson (Furman) vs Mercer (01/08/22)
	1.000	(8-8)	Jake Stephens (VMI) vs UNCG (01/08/22)
	1.000	(8-8)	James Glisson III (Mercer) vs VMI (01/13/22)
	1.000	(8-8)	Jermaine Marshall (Samford) at Western Carolina (01/29/22)
Rebounds	21		Jake Stephens (VMI) at The Citadel (01/15/22)
	15		Jake Stephens (VMI) at ETSU (01/05/22)
	15		Hayden Brown (The Citadel) vs UNCG (01/13/22)
	14		Silvio DeSousa (Chattanooga) vs The Citadel (01/08/22)
	14		Isaiah Bigelow (Wofford) vs The Citadel (01/19/22)
	14		Jake Stephens (VMI) vs ETSU (01/29/22)
Assists	10		David Sloan (ETSU) vs Western Carolina (01/10/22)
	10		David Sloan (ETSU) at Samford (01/15/22)
	8		Stephen Clark (The Citadel) vs VMI (01/15/22)
	8		Ques Glover (Samford) vs ETSU (01/15/22)
	8		Trey Bonham (VMI) vs Samford (01/20/22)
	8		David Sloan (ETSU) vs UNCG (01/26/22)
	8		Jalen Slawson (Furman) at Mercer (01/29/22)
Steals	6		Malachi Smith (Chattanooga) at VMI (01/22/22)
	5		Jalen Slawson (Furman) at Mercer (01/29/22)
	4		Jaden Campbell (Samford) at Furman (12/29/21)
	4		Jalen Slawson (Furman) vs Samford (12/29/21)
	4		Alex Hunter (Furman) at VMI (01/01/22)
	4		Morgan Safford (Wofford) at ETSU (01/08/22)
	4		Nicholas Robinson (Western Carolina) at ETSU (01/10/22)
	4		Kobe Langley (UNCG) vs Wofford (01/10/22)
	4		David Sloan (ETSU) at Samford (01/15/22)
	4		Rudy Fitzgibbons III (The Citadel) vs Mercer (01/17/22)
	4		Kobe Langley (UNCG) vs Chattanooga (01/20/22)
	4		Jalen Slawson (Furman) vs VMI (01/26/22)
	4		Ques Glover (Samford) vs Mercer (01/26/22)
	4		Marcus Foster (Furman) at Mercer (01/29/22)
	4		Jaden Campbell (Samford) at Western Carolina (01/29/22)
Blocked shots	6		Stephen Clark (The Citadel) at Western Carolina (01/05/22)
	5		Jalen Johnson (Mercer) at The Citadel (01/17/22)
	5		Stephen Clark (The Citadel) vs Mercer (01/17/22)
	5		Ty Brewer (ETSU) at VMI (01/29/22)
	4		Stephen Clark (The Citadel) at Chattanooga (01/08/22)
	4		Jake Stephens (VMI) at The Citadel (01/15/22)
Turnovers	9		Stephen Clark (The Citadel) vs Chattanooga (01/29/22)
	7		David Sloan (ETSU) vs Wofford (01/08/22)
	7		Vonterius Woolbright (Western Carolina) at Samford (01/08/22)
	7		Max Klesmit (Wofford) at UNCG (01/10/22)
	6		Kobe Langley (UNCG) vs Furman (01/05/22)
	6		B.J. Mack (Wofford) at UNCG (01/10/22)
	6		Jake Stephens (VMI) vs Chattanooga (01/22/22)