



# SOUTHERN CONFERENCE MEN'S BASKETBALL 2019-20

702 North Pine Street, Spartanburg, SC 29303 • 864-591-5100 • Fax: 864-591-3448

Phil Perry, Assistant Commissioner for Media Relations (MBK contact)

facebook.com/SouthernConference • twitter.com/SoConSports • instagram.com/SouthernConference

## 2019-20 SOUTHERN CONFERENCE BASKETBALL STANDINGS

	Conference					Overall					
	W-L	Pct.	H	A	ST	W-L	Pct.	H	A	N	ST
Western Carolina	4-0	1.000	2-0	2-0	W4	12-3	0.800	7-0	5-3	0-0	W5
ETSU	4-1	0.800	2-0	2-1	W2	15-3	0.833	10-0	5-3	0-0	W2
Furman	4-1	0.800	1-1	3-0	L1	14-4	0.778	7-1	6-3	1-0	L1
Wofford	3-1	0.750	2-0	1-1	W3	11-6	0.647	7-1	4-5	0-0	W3
UNCG	3-2	0.600	2-1	1-1	W1	13-5	0.722	9-3	4-2	0-0	W1
Chattanooga	2-2	0.500	1-1	1-1	W1	11-6	0.647	6-1	3-5	2-0	W1
Samford	2-2	0.500	1-1	1-1	L2	8-10	0.444	6-2	2-8	0-0	L2
The Citadel	0-4	0.000	0-2	0-2	L4	6-9	0.400	3-4	3-5	0-0	L4
Mercer	0-4	0.000	0-2	0-2	L4	6-11	0.353	4-4	2-5	0-2	L3
VMI	0-5	0.000	0-3	0-2	L5	5-13	0.278	4-5	0-7	1-1	L6

## NOTES

• First-place Western Carolina puts its undefeated Southern Conference record on the line when it visits Furman on Wednesday and ETSU looks to keep its perfect home record intact as it hosts Samford to highlight the day's five-game league slate.

• The Catamounts, who have won five straight for the second time this season, are alone in first at 4-0 in SoCon play and boast a 12-3 overall mark, their best through 15 games since opening the 2009-10 season with the same record. Furman enters the showdown with a 14-4 overall mark and a 4-1 SoCon record after suffering its first league loss of the season Saturday, falling to UNC Greensboro 86-73 at Bon Secours Wellness Arena to topple out of first place.

• ETSU downed VMI 61-55 on Saturday to move to 10-0 at home on the season, matching its home start from last season and two back of the best home start in school history, a 12-0 run to open the 2003-04 season.

• The Bucs, who also beat UNCG on the road last week, are up one spot to No. 6 in the CollegeInsider.com Mid-Major Top 25. After its loss to UNCG, Furman dropped four spots to No. 7 in the poll, while the Spartans remained steady at No. 9 despite a loss at Wofford last week. The SoCon is one of just two conferences with three teams in the top 10, alongside the West Coast Conference.

• Furman and Western Carolina have both used the same starting lineups in every game this season.

• Mercer senior guard Djordje Dimitrijevic scored a career-best 34 points in the Bears' 79-71 loss at Western Carolina on Saturday, while redshirt junior forward Maciej Bender collected a career-high 13 rebounds.

• Chattanooga eclipsed the century mark for the first time this season with its 105-67 win over Samford on Saturday. Ramon Vila scored 24 points and Matt Ryan had 20 for the Mocs, who tied their school record with 17 3-pointers in a game for the third time under coach Lamont Paris. Ryan had six of them, going 6-for-7 from beyond the arc.

• Samford guard Josh Sharkey leads Division I in steals per game with 3.40 and is second in assists per game with 8.5.

• With two assists against Chattanooga on Saturday, Sharkey moved up one spot to third in SoCon history in career assists with 669. With five steals against the Mocs, he moved up one spot to fourth in career steals with 254.

• Sharkey and UNCG's Isaiah Miller (199) rank Nos. 2 and 6, respectively, among active Division I players in career steals.

• Five SoCon players appear on the midseason watch list for the Lou Henson Award, which honors the nation's top mid-major player. ETSU's Jeromy Rodriguez, Furman's Jordan Lyons, UNCG's Isaiah Miller, Samford's Sharkey and Western Carolina's Faulkner all made the list for the award, which was won by Wofford's Fletcher Magee last season.

• UNCG's Miller also earned a spot on the midseason watch list for the Lute Olson Award, which honors the top Division I player.

## UPCOMING SCHEDULE (ALL TIMES EASTERN)

### Jan. 15 (Wednesday)

*UNCG at The Citadel, 7 p.m.	ESPN+
*Samford at ETSU, 7 p.m.	ESPN+
*Western Carolina at Furman, 7 p.m.	ESPN+
*VMI at Mercer, 7 p.m.	ESPN+
*Wofford at Chattanooga, 7 p.m.	ESPN+

### Jan. 17 (Friday)

*Furman at Wofford, 7 p.m.	ESPNU
----------------------------	-------

### Jan. 18 (Saturday)

*The Citadel at VMI, 1 p.m.	ESPN+
*Mercer at Samford, 3 p.m.	ESPN3
*Chattanooga at UNCG, 7 p.m.	ESPN+
*ETSU at Western Carolina, 7 p.m.	Nexstar/ESPN+

### Ingles SoCon Game of the Week Nexstar affiliates

WMUB (Macon)  
WWCW (Lynchburg/Roanoke)  
WYCW (Greenville/Spartanburg/Asheville)

### Jan. 22 (Wednesday)

*Samford at Furman, 7 p.m.	ESPN+
*Western Carolina at Mercer, 7 p.m.	ESPN+
*The Citadel at Chattanooga, 7 p.m.	ESPN+
*VMI at Wofford, 7 p.m.	ESPN+

### Jan. 25 (Saturday)

*Furman at The Citadel, 1 p.m.	ESPN3
*Mercer at VMI, 1 p.m.	Nexstar/ESPN3
*UNCG at Samford, 3 p.m.	ESPN3
*Chattanooga at ETSU, 4 p.m.	ESPN+
*Wofford at Western Carolina, 7 p.m.	ESPN3

### Ingles SoCon Game of the Week Nexstar affiliates

EJHL (Tri-Cities)  
WMUB (Macon)  
WWCW (Lynchburg/Roanoke)  
WYCW (Greenville/Spartanburg/Asheville)

## SoCon PLAYER OF THE WEEK (1/14)

PRESENTED BY **GEICO**

**Kaelon Harris, F/G, Sr.**  
**The Citadel**

The senior forward/guard scored a career-high 32 points and matched his season high with 12 rebounds in The Citadel's 73-71 loss at Wofford on Saturday, coming off the bench after missing the Bulldogs' previous game. Harris connected on 11 of his 19 field-goal attempts (.579), matching his career highs in both makes and attempts, while turning in his seventh career double-double and sixth this season. The Atlanta, Georgia, native, who drew eight fouls on the day, was 8-for-10 from the free-throw line and connected on a pair of 3-pointers.

Harris has scored in double figures in eight straight contests and leads the Bulldogs with 15.0 points and 8.2 rebounds per game.



## CONFERENCE NEWS AND NOTES

• With its 96-94, double-overtime win over Jacksonville on Nov. 21, Western Carolina became one of just 10 Division I schools to erase a 22-point second-half deficit and the only team to do it with under nine minutes remaining in regulation.

• Wofford (30), UNCG (29) and Furman (25) all set school records for wins last season. The Terriers became just the third team to record 30 wins in league history, joining the 1945-46 North Carolina squad and the 1950-51 NC State team.

• ETSU notched 24 wins last season to give the SoCon four teams with 20 wins for the third straight season. The Bucs have reached 20 wins for four straight seasons, becoming the first SoCon team to post four consecutive 20-win seasons since Davidson turned in five straight from 2004-09. ETSU's 100 wins in the last four seasons are a school record over a four-year span.

• Four Southern Conference teams – ETSU, Furman, UNCG and Wofford – earned postseason invites last season, giving the league multiple teams in postseason play for the 11th consecutive year. It marked the ninth time in the last 11 seasons with at least three SoCon teams in postseason play. SoCon regular-season and tournament champion Wofford earned its first-ever NCAA tournament win with a victory over Seton Hall in the first round. UNCG was the No. 1 seed in the NIT and advanced to the second round, while Furman joined the Spartans in the NIT. ETSU hosted a Colleg Insider.com Postseason Tournament contest.

• As a league, the SoCon finished 12th in the final NET rankings last year. Four teams finished in the top 100 in Wofford (14), Furman (58), UNCG (68) and ETSU (90). The first NET rankings this season will be released Dec. 16.

• Wofford entered the 2019-20 campaign riding an 18-game winning streak in regular-season league games after going 18-0 in SoCon play last season. The Terriers posted an overall 21-game winning streak last season that spanned from Dec. 29 to March 21. The streak ended in the second round of the NCAA Championship against No. 2 seed Kentucky.

• Fifth-year ETSU coach Steve Forbes is third in SoCon history in career wins per season, as he has averaged 25.0 in his first four campaigns with the Bucs. Forbes led ETSU to 24 wins in 2015-16, 27 in 2016-17, 25 in 2017-18 and 24 last year. Third-year Furman coach Bob Richey is fifth on that list with an average of 24.0 wins per game, as he led the Paladins to 23 wins in his first season and 25 last year.

• Furman and Wofford appeared in the Associated Press Top 25, each for the first time, last season, giving the SoCon two different ranked teams in a season for the first time since the 1959-60 season.

• SoCon players set two NCAA records last season, with Wofford's Fletcher Magee finishing his career with a Division I-record 509 career 3-pointers and Furman's Jordan Lyons matching the NCAA single-game mark with 15 3-pointers against North Greenville on Nov. 15. Lyons had 54 points in that contest, tied for 10th in a game in league history.

## MID-MAJOR TOP 25 (JAN. 13)

The Southern Conference has three teams ranked in the Colleg Insider.com Mid-Major Top 25 poll.

### Colleg Insider.com Mid-Major Top 25

Rank	School (1st-place)	Record	Points	LW	Conf.
1.	Gonzaga (31)	18-1	775	1	West Coast
2.	Liberty	18-1	735	2	ASUN
3.	Northern Iowa	14-2	679	5	Missouri Valley
4.	Yale	11-4	647	6	Ivy League
5.	Saint Mary's	15-4	609	4	West Coast
6.	<b>ETSU</b>	<b>15-3</b>	<b>607</b>	<b>7</b>	<b>Southern</b>
7.	<b>Furman</b>	<b>14-4</b>	<b>577</b>	<b>3</b>	<b>Southern</b>
8.	Kent State	13-3	510	13	Mid-American
9.	<b>UNCG</b>	<b>13-5</b>	<b>498</b>	<b>9</b>	<b>Southern</b>
10.	BYU	13-5	487	10	West Coast
11.	Stephen F. Austin	13-3	425	8	Southland
12.	Santa Clara	15-3	386	12	West Coast
13.	Harvard	11-4	373	14	Ivy League
14.	Akron	13-3	359	19	Mid-American
15.	Wright State	15-4	352	11	Horizon
16.	Colgate	13-4	300	18	Patriot
17.	Belmont	12-5	278	17	Ohio Valley
18.	Pacific	14-5	210	16	West Coast
19.	William & Mary	13-5	196	25	Colonial
20.	New Mexico State	12-6	174	22	WAC
21.	San Francisco	13-6	146	NR	West Coast
22.	Bowling Green	11-5	143	24	Mid-American
23.	Stony Brook	12-6	75	NR	America East
24.	Hofstra	13-5	71	NR	Colonial
25.	Vermont	11-6	67	15	America East

**OTHERS RECEIVING VOTES:** Drake 61, Georgia State 40, Bradley 38, Loyola 35, **Western Carolina 31**, Delaware 23, Toledo 21, UCSB 20, Northern Kentucky 19, Northern Colorado 13, Southern Utah 13, **Wofford 13**, Penn 11, Buffalo 10, Murray State 10, Sacramento State 7, Ball State 6, UC Riverside 5, Arkansas State 4, Charleston 4, Grambling 3, UC Irvine 3, Indiana State 2, Georgia Southern 1, North Dakota State 1, South Dakota State 1, Youngstown State 1.

### Did you know?

• ETSU's win at LSU on Dec. 18, coupled with Wofford's 68-64 win over then-No. 17 North Carolina on Dec. 14, gave the SoCon two wins over Power 5 schools in the span of four days, a feat the league has now accomplished twice in three seasons. In 2017, UNCG beat NC State 81-76 on Dec. 16, followed by Wofford defeating No. 5 North Carolina 79-75 on Dec. 20.

• Western Carolina guard Mason Faulkner's triple-double against North Carolina A&T on Nov. 12 (13 points, 10 rebounds, 10 assists) was the first by a SoCon player since Chattanooga's Keegan Bell went for 12 points, 10 boards and 10 assists at College of Charleston on Dec. 3, 2011.

• Southern Conference Commissioner Jim Schaus has a familial connection to the Southern Conference, as his father, former Los Angeles Lakers coach Fred Schaus, was the men's basketball coach at West Virginia from 1954-60, earning SoCon Coach of the Year honors four times in that six-year span and still ranking in the top 20 in career wins by a league coach.

## SoCON PLAYERS OF THE WEEK

PRESENTED BY **GEICO**

Nov. 12	.....	Kaleb Hunter, So., G, UNCG
Nov. 19	.....	Mason Faulkner, R-Jr., G, WCU
Nov. 26	.....	Mason Faulkner, R-Jr., G, WCU
Dec. 3	.....	Clay Mounce, Jr., F, FUR
Dec. 10	.....	Carlos Dotson, Sr., F, WCU
Dec. 17	.....	Ethan Stair, R-Sr., G, MER
Dec. 24	.....	Jeromy Rodriguez, R-Sr., F, ETSU
Jan. 7	.....	Jordan Lyons, Sr., G, FUR
Jan. 14	.....	Kaelon Harris, Sr., F/G, CIT
Jan. 21	.....	.....
Jan. 28	.....	.....
Feb. 4	.....	.....
Feb. 11	.....	.....
Feb. 18	.....	.....
Feb. 25	.....	.....

## SoCON PLAYERS OF THE MONTH

November	.....	Ethan Stair, R-Sr., G, MER
December	.....	Josh Sharkey, Sr., G, SAM
January	.....	.....
February	.....	.....

## NET RANKINGS (AS OF JAN. 14)

62	.....	ETSU
77	.....	UNCG
79	.....	Furman
104	.....	Western Carolina
133	.....	Wofford
169	.....	Chattanooga
279	.....	Samford
282	.....	Mercer
289	.....	The Citadel
320	.....	VMI

## Preseason predictions

ETSU is the preseason favorite to win the 2019-20 Southern Conference men's basketball title in polling of the league's 10 men's basketball coaches and media. UNC Greensboro junior guard Isaiah Miller is the coaches' pick for preseason player of the year.

### Preseason Player of the Year

Isaiah Miller, Jr., G, UNCG

### Preseason All-Southern Conference Team

Bo Hodges, Jr., G, ETSU  
 Jeromy Rodriguez, R-Sr., F, ETSU  
 Daivien Williamson, So., G, ETSU  
 Jordan Lyons, Sr., G, Furman  
 Ross Cummings, Sr., G, Mercer  
 James Dickey, R-Sr., F, UNCG  
 Isaiah Miller, Jr., G, UNCG  
 Josh Sharkey, Sr., G, Samford  
 Carlos Dotson, Sr., F, Western Carolina  
 Nathan Hoover, Sr., G, Wofford

### Coaches poll

Team (1st)	Total	Media poll Team (1st)	Total
1. ETSU (8)	80	1. ETSU (20)	286
2. UNCG (2)	74	2. UNCG (6)	264
3. Furman	61	3. Furman (4)	245
4. Wofford	52	4. Wofford	216
5. Samford	48	5. Samford	169
6. Chattanooga	41	6. Chattanooga	128
7. Western Carolina	38	7. Western Carolina	117
8. Mercer	29	8. Mercer	115
9. The Citadel	16	9. The Citadel	70
10. VMI	11	10. VMI	40

## SoCON COACHING RECORDS

Coach, school	Career (yrs.)	School (yrs.)	SoCon (yrs.)
Duggar Baucom, The Citadel	239-269 (17th)	51-91 (5th)	23-72 (6th)
Steve Forbes, ETSU	281-102 (12th)	115-42 (5th)	59-18 (5th)
Bob Richey, Furman	62-23 (3rd)	Same	30-11 (3rd)
Greg Gary, Mercer	22-55 (3rd)	6-11 (1st)	0-4 (1st)
Wes Miller, UNCG	154-122 (9th)	Same	86-58 (9th)
Scott Padgett, Samford	82-102 (6th)	Same	32-62 (6th)
Lamont Paris, Chattanooga	33-49 (3rd)	Same	12-28 (3rd)
Dan Earl, VMI	40-100 (5th)	Same	15-62 (5th)
Mark Prosser, Western Carolina	24-51 (3rd)	19-28 (2nd)	8-14 (2nd)
Jay McAuley, Wofford	11-6 (1st)	Same	3-1 (1st)

## SPECIALTY STATS LEADERS

### 40-point games

	Ovr.	SoCon
Jordan Lyons, FUR	1	1

### 30-point games

	Ovr.	SoCon
Jordan Lyons, FUR	2	1
Kaelon Harris, CIT	1	1
Kaiden Rice, CIT	1	1
Djordje Dimitrijevic, MER	1	1
Isaiah Miller, UNCG	1	1
Mason Faulkner, WCU	1	1

### 20-point games

	Ovr.	SoCon
Isaiah Miller, UNCG	8	4
Josh Sharkey, SAM	7	3
Mason Faulkner, WCU	7	2
Kaiden Rice, CIT	5	2
Jordan Lyons, FUR	5	2
Travis Eevee, VMI	5	1
Tray Boyd III, ETSU	4	1
Noah Gurley, FUR	4	1
Djordje Dimitrijevic, MER	4	2
Ethan Stair, MER	4	0
Brandon Austin, SAM	4	0
Matt Ryan, UTC	4	1
Kaelon Harris, CIT	3	1
Mike Bothwell, FUR	3	1
Nathan Hoover, WOF	3	1
Bo Hodges, ETSU	2	0
Clay Mounce, FUR	2	0
Garrett Gilkeson, VMI	2	2
Carlos Dotson, WCU	2	2
Storm Murphy, WOF	2	0
Fletcher Abee, CIT	1	0
Hayden Brown, CIT	1	0
Rudy Fitzgibbons III, CIT	1	0
Patrick Good, ETSU	1	0
Jeremy Rodriguez, ETSU	1	1
Daivien Williamson, ETSU	1	0
Kaleb Hunter, UNCG	1	0
Robert Allen, SAM	1	0
Jalen Dupree, SAM	1	0
Deandre Thomas, SAM	1	0
David Jean-Baptiste, UTC	1	0
Ramon Vila, UTC	1	1
Kamdyn Curfman, VMI	1	0
Greg Parham, VMI	1	0
Matt Halvorsen, WCU	1	1
Onno Steger, WCU	1	1
Marcus Thomas, WCU	1	0
Isaiah Bigelow, WOF	1	0

### 15-rebound games

	Ovr.	SoCon
Jeremy Rodriguez, ETSU	1	1
Ethan Stair, MER	1	0
Tyler Creammer, VMI	1	0
Carlos Dotson, WCU	1	0

### 10-rebound games

	Ovr.	SoCon
Kaelon Harris, CIT	7	1
Ethan Stair, MER	7	0
Carlos Dotson, WCU	7	3
Jeremy Rodriguez, ETSU	5	1
James Dickey, UNCG	5	2
Jalen Dupree, SAM	4	2
Clay Mounce, FUR	3	1
Maciej Bender, MER	3	2
Robert Allen, SAM	3	1
Mason Faulkner, WCU	3	1
Eddie Davis III, CIT	2	0
Noah Gurley, FUR	2	1
Jalen Slawson, FUR	2	1

Kaleb Hunter, UNCG	2	0
Rod Johnson, UTC	2	1
Tyler Creammer, VMI	2	1
Garrett Gilkeson, VMI	2	2
Chevez Goodwin, WOF	2	1
Brady Spence, CIT	1	0
Vonnie Paterson, ETSU	1	0
Victor Bafutto, MER	1	0
Djordje Dimitrijevic, MER	1	0
Mohammed Abdulsala, UNCG	1	1
Brandon Austin, SAM	1	0
Ramon Vila, UTC	1	0
Jake Stephens, VMI	1	0

### 15-assist games

	Ovr.	SoCon
Josh Sharkey, SAM	2	0

### 10-assist games

	Ovr.	SoCon
Josh Sharkey, SAM	5	1
Tyson Batiste, CIT	1	0
Djordje Dimitrijevic, MER	1	1
Mason Faulkner, WCU	1	0

### Double-doubles

	Ovr.	SoCon
Ethan Stair, MER	7	0
Carlos Dotson, WCU	7	3
Kaelon Harris, CIT	6	1
Jeremy Rodriguez, ETSU	4	1
Clay Mounce, FUR	3	1
Robert Allen, SAM	3	1
Jalen Dupree, SAM	3	1
Josh Sharkey, SAM*	3	1
Mason Faulkner, WCU	3	1
Eddie Davis III, CIT	2	0
Noah Gurley, FUR	2	1
Maciej Bender, MER	2	1
Kaleb Hunter, UNCG	2	0
Rod Johnson, UTC	2	1
Chevez Goodwin, WOF	2	1
Brady Spence, CIT	1	0
Jalen Slawson, FUR	1	1
Victor Bafutto, MER	1	0
Djordje Dimitrijevic, MER	1	0
James Dickey, UNCG	1	0
Tyler Creammer, VMI	1	0
Garrett Gilkeson, VMI	1	1

### 20/15 games

	Ovr.	SoCon
Jeremy Rodriguez, ETSU	1	1

### 20/10 games

	Ovr.	SoCon
Kaelon Harris, CIT	3	1
Ethan Stair, MER	2	0
Carlos Dotson, WCU	2	2
Jeremy Rodriguez, ETSU	1	1
Josh Sharkey, SAM*	1	1
Garrett Gilkeson, VMI	1	1
Mason Faulkner, WCU	1	1

### 30/10 games

	Ovr.	SoCon
Kaelon Harris, CIT	1	1

### Triple-doubles

	Ovr.	SoCon
Mason Faulkner, WCU	1	0

\* points/assists

## 3-POINTER STREAKS

Eight SoCon student-athletes have streaks of at least 10 games with a made 3-pointer, led by Samford's Brandon Austin's 19-game streak that dates back to last season.

### Consecutive games with a 3-pointer

Player, school	'19-20	'18-19	Total
Brandon Austin, SAM, R-Sr.	17	2	19
Alex Hunter, FUR, Jr.	16	x	16
Djordje Dimitrijevic, MER, Sr.	15	x	15
Kaiden Rice, CIT, Jr.	14	x	14
Matt Halvorsen, WCU, Jr.	14	x	14
Ross Cummings, MER, Sr.	6	7	13
Angelo Allegri, UNCG, So.	11	x	11
Onno Steger, WCU, Sr.	10	x	10

## NATIONAL/REGIONAL RECOGNITION

### Lou Henson Award preseason watch list

Jeremy Rodriguez, R-Sr., F, ETSU  
Jordan Lyons, Sr., G, Furman  
Isaiah Miller, Jr., G, UNCG

### Lou Henson Award midseason watch list

Jeremy Rodriguez, R-Sr., F, ETSU  
Jordan Lyons, Sr., G, Furman  
Isaiah Miller, Jr., G, UNCG  
Josh Sharkey, Sr., G, Samford  
Mason Faulkner, R-Jr., G, Western Carolina

### Lou Henson Award National Player of the Week

Mason Faulkner, R-Jr., G, WCU Nov. 25, 2019

### Lute Olson Award midseason watch list

Isaiah Miller, Jr., G, UNCG

## THE SOCON VS. RANKED TEAMS

Wofford's 68-64 win at No. 17 North Carolina on Sunday is the Southern Conference's third road win over a top-25 team in as many seasons and the Terriers' second over a ranked UNC squad in the last three seasons.

Last season, Furman beat No. 8 Villanova and in 2017, Wofford downed then-No. 5 North Carolina. Coincidentally, Villanova and North Carolina were both defending national champions in those games.

Three of the SoCon's nine wins over ranked opponents since 1998 have come within the last two calendar years.

### Southern Conference ranked wins since 1997-98

SoCon	Opp.	Score	Date
Wofford	#17 North Carolina	68-64	12/15/19
Furman	#8 Villanova	76-68 (OT)	11/17/18
Wofford	#5 North Carolina	79-75	12/20/17
Col. of Charleston	#21 Baylor	63-59	11/24/12
Davidson	#12 Kansas	80-74	12/19/11
Col. of Charleston	#9 North Carolina	82-79 (OT)	1/4/10
#23 Davidson	#24 Gonzaga	82-76	3/21/08
#23 Davidson	#8 Georgetown	74-70	3/23/08
#23 Davidson	#6 Wisconsin	73-56	3/28/08
Col. of Charleston	#3 North Carolina	66-64	12/5/98

**INDIVIDUAL**

**Coaching wins at a SoCon school**

1. 447 Bob McKillip, DAV (1992-14)
2. 299 Mike Young, WOF (2002-19)
3. 243 Mack McCarthy, UTC (1985-97)
- 243 Burton Shipley, MD (1923-47)
5. 230 Bill Reinhart, GW (1935-42; 1949-66)
6. 226 Eddie Cameron, Duke (1928-42)
- 226 Bobby Cremins, APP (1975-81); CofC (2006-12)
8. 223 Lyles Alley, FUR (1945-49; 1950-66)
9. 213 Les Robinson, CIT (1974-85); ETSU (1985-90)
10. 205 Murray Greason, WF (1935-53)
11. 194 Norman Shepard, UNC (1923-24); DAV (1937-49)
12. 193 Larry Hunter, WCU (2005-18)
13. 187 Everett Case, NCSU (1946-53)
14. 176 Lefty Driesell, DAV (1960-69)
15. 168 Malcolm U. Pitt, RICH (1935-52)
- 16. 154 Wes Miller, UNCG (2011-present)**
17. 148 Herman J. Stegeman, UGA (1921-31)
18. 147 Lester Hooker Jr., RICH (1952-63)
19. 146 Fred Schaus, WVU (1954-60)
20. 145 Steve Cottrell, WCU (1977-87)
- 145 John Shulman, UTC (2004-13)
22. 142 Joe Williams, FUR (1970-78)
23. 141 Tom Scott, UNC (1946-52); DAV (1955-60)
24. 139 Ron Shumate, UTC (1972-79)
- 139 Tom Apke, APP (1986-96)

**Coaching wins per season (min. two seasons)**

- | Avg. Wins      | Yrs.        |          |                                    |
|----------------|-------------|----------|------------------------------------|
| 1. 26.7        | 187         | 7        | Everett Case, NCSU 1946-53         |
| 2. 26.0        | 52          | 2        | Ben Carnevale, UNC 1944-46         |
| <b>3. 25.0</b> | <b>100*</b> | <b>4</b> | <b>Steve Forbes, ETSU 2015-pr.</b> |
| 4. 24.3        | 146         | 6        | Fred Schaus, WVU 1954-60           |
| <b>5. 24.0</b> | <b>48*</b>  | <b>2</b> | <b>Bob Richey, FUR 2017-pr.</b>    |

\* Entering 2019-20 season

**3-point field goals made**

- | Game  |                                 |               |  |
|-------|---------------------------------|---------------|--|
| 1. 15 | Keith Veney, MAR vs. Morehead*  | 12/16/96      |  |
| 15    | Jordan Lyons, FUR vs. NGU*      | 11/15/18      |  |
| 3. 11 | Elton Nesbitt, GSU vs. UTC      | 1/17/05       |  |
| 11    | Fletcher Magee, WOF at UTC      | 2/17/18       |  |
| 11    | Patrick Good, ETSU at WCU       | 1/26/19       |  |
| 6. 10 | 10 times. Last:                 |               |  |
|       | <b>Jordan Lyons, FUR at VMI</b> | <b>1/1/20</b> |  |

\* NCAA record

**Blocked shots**

- | Career        |                           |                 |
|---------------|---------------------------|-----------------|
| 1. 349        | Kyle Hines, UNCG          | 2004-08         |
| 2. 308        | Rans Brempong, WCU        | 2001-05         |
| 3. 270        | Justin Tuoyo, UTC         | 2014-17         |
| 4. 269        | George Singleton, FUR     | 1981-84         |
| 5. 238        | Jody Lumpkin, CofC        | 1998-01         |
| 6. 220        | Jeremy Clayton, APP       | 2004-08         |
| 7. 215        | Kirill Misychenko, CIT    | 1995-98         |
| 8. 213        | Lucas Troutman, Elon      | 2010-14         |
| <b>9. 204</b> | <b>James Dickey, UNCG</b> | <b>2016-pr.</b> |
| 10. 202       | Lewis Preston, VMI        | 1990-93         |

**Steals**

- | Career        |                          |                 |
|---------------|--------------------------|-----------------|
| 1. 334        | Keith Jennings, ETSU     | 1988-91         |
| 2. 293        | D.J. Thompson, APP       | 2003-06         |
| 3. 285        | Brigham Waginger, WCU    | 2006-10         |
| <b>4. 254</b> | <b>Josh Sharkey, SAM</b> | <b>2016-pr.</b> |
| 5. 250        | Derek Rucker, DAV        | 1985-88         |
| 6. 247        | Tyson Patterson, APP     | 1996-00         |

**Season**

- | Game     |  |                 |  |
|----------|--|-----------------|--|
| 1. 11    | Ali Ton, DAV vs. Tufts                   | 11/29/97        |  |
| 2. 10    | Shawn Moore, MAR vs. ETSU                | 1/29/94         |  |
| 10       | Brandon Born, UTC vs. USC Aiken          | 11/26/94        |  |
| 10       | Jason Bell, VMI vs. Furman               | 2/10/98         |  |
| 10       | Zakee Wadood, ETSU vs. Clemson           | 12/15/03        |  |
| 6. 9     | D.J. Thompson, APP vs. UNCG              | 2/22/07         |  |
| 9        | Stephen Curry, DAV vs. Guilford          | 11/14/08        |  |
| <b>9</b> | <b>Isaiah Miller, UNCG vs. Mercer</b>    | <b>1/1/20</b>   |  |
| 9. 8     | 21 times. Last:                          |                 |  |
|          | <b>Tray Boyd III, ETSU vs. Mars Hill</b> | <b>12/19/19</b> |  |

**Assists**

- | Career        |                          |                 |
|---------------|--------------------------|-----------------|
| 1. 983        | Keith Jennings, ETSU     | 1988-91         |
| 2. 701        | Greg White, MAR          | 1978-81         |
| <b>3. 669</b> | <b>Josh Sharkey, SAM</b> | <b>2016-pr.</b> |
| 4. 668        | Guilherme Da Luz, FUR    | 2000-03         |
| 5. 663        | Jason Richards, DAV      | 2004-08         |

**Points scored**

(SoCon career rank)

- |       |                             |
|-------|-----------------------------|
| 1,342 | Nathan Hoover, Wofford, Sr. |
| 1,333 | Josh Sharkey, Samford, Sr.  |
| 1,308 | Jordan Lyons, Furman, Sr.   |
| 1,170 | Isaiah Miller, UNCG, Jr.    |
| 979   | Ethan Stair, Mercer, R-Sr.  |

**Points scored per game (min. 800 points)**

- |       |                             |
|-------|-----------------------------|
| 13.15 | Isaiah Miller, UNCG, Jr.    |
| 11.69 | Josh Sharkey, Samford, Sr.  |
| 11.28 | Nathan Hoover, Wofford, Sr. |
| 11.08 | Jordan Lyons, Furman, Sr.   |
| 10.89 | Ross Cummings, Mercer, Sr.  |

**Field-goal percentage (min. 240 made)**

- |      |                                      |
|------|--------------------------------------|
| .604 | Carlos Dotson, Western Carolina, Sr. |
| .539 | James Dickey, UNCG, Sr.              |
| .528 | Clay Mounce, Furman, Jr.             |
| .499 | Isaiah Miller, UNCG, Jr.             |
| .497 | Bo Hodges, ETSU, Jr.                 |

**3-point field goals made**

- |     |                                       |
|-----|---------------------------------------|
| 258 | Jordan Lyons, Furman, Sr.             |
| 255 | Nathan Hoover, Wofford, Sr.           |
| 180 | Matt Halvorsen, Western Carolina, Jr. |
| 173 | Ross Cummings, Mercer, Sr.            |
| 149 | Kaiden Rice, The Citadel, Jr.         |

**3-point field-goal percentage (min. 120 made)**

- |      |                                |
|------|--------------------------------|
| .437 | Storm Murphy, Wofford, Jr.     |
| .413 | Brandon Austin, Samford, R-Sr. |
| .404 | Ross Cummings, Mercer, Sr.     |
| .387 | Nathan Hoover, Wofford, Sr.    |
| .383 | Patrick Good, ETSU, R-Jr.      |

**Free-throw percentage (min. 110 made)**

- |      |                                |
|------|--------------------------------|
| .883 | Nathan Hoover, Wofford, Sr.    |
| .854 | Matt Halvorsen, WCU, Jr.       |
| .854 | Myron Gordon, Samford, Sr.     |
| .806 | Djordje Dimitrijevic, MER, Sr. |
| .801 | Ross Cummings, Mercer, Sr.     |

**Rebounds**

- |     |                               |
|-----|-------------------------------|
| 918 | James Dickey, UNCG, Sr.       |
| 500 | Ethan Stair, Mercer, R-Sr.    |
| 479 | Jeremy Rodriguez, ETSU, R-Sr. |
| 476 | Garrett Gilkeson, VMI, Sr.    |
| 459 | Tyler Creammer, VMI, Sr.      |

**Rebounds per game (min. 280 rebounds)**

- |      |                                      |
|------|--------------------------------------|
| 9.98 | Jeremy Rodriguez, ETSU, R-Sr.        |
| 9.24 | Carlos Dotson, Western Carolina, Sr. |
| 7.98 | James Dickey, UNCG, Jr.              |
| 7.62 | Robert Allen, Samford, So.           |
| 5.12 | Kaelon Harris, The Citadel, Sr.      |

**Blocked shots**

- |     |                            |     |
|-----|----------------------------|-----|
| 204 | James Dickey, UNCG, Sr.    | (9) |
| 96  | Kyrin Galloway, UNCG, Sr.  |     |
| 62  | Clay Mounce, Furman, Jr.   |     |
| 59  | Bo Hodges, ETSU, Jr.       |     |
| 50  | Robert Allen, Samford, So. |     |

**Steals**

- |     |                            |     |
|-----|----------------------------|-----|
| 254 | Josh Sharkey, Samford, Sr. | (4) |
| 199 | Isaiah Miller, UNCG, Jr.   |     |
| 124 | Garrett Gilkeson, VMI, Sr. |     |
| 103 | Ethan Stair, Mercer, R-Sr. |     |
| 98  | Jordan Lyons, Furman, Sr.  |     |

**Assists**

- |     |                            |     |
|-----|----------------------------|-----|
| 669 | Josh Sharkey, Samford, Sr. | (3) |
| 287 | Storm Murphy, Wofford, Jr. |     |
| 216 | Garrett Gilkeson, VMI, Sr. |     |
| 207 | Alex Hunter, Furman, Jr.   |     |
| 183 | Isaiah Miller, UNCG, Jr.   |     |

**Assists per game (min. 150 assists)**

- |      |                            |
|------|----------------------------|
| 5.87 | Josh Sharkey, Samford, Sr. |
| 3.42 | Storm Murphy, Wofford, Jr. |
| 3.02 | Isaiah Tisdale, ETSU, Sr.  |
| 2.46 | Alex Hunter, Furman, Jr.   |
| 2.06 | Isaiah Miller, UNCG, Jr.   |

**America East (1-0)**

12/18 UNCG 54, Vermont 53

**American Athletic (0-3)**

11/5 East Carolina 80, VMI 68  
 11/21 South Florida 69, Wofford 55  
 12/2 South Florida 65, Furman 55

**ASUN (7-1)**

11/11 Mercer 74, Kennesaw State 62  
 11/15 Mercer 84, FGCU 68  
 11/16 North Alabama 61, Samford 55  
 11/21 Western Carolina 96, Jacksonville 94 (2OT)  
 11/24 Western Carolina 70, Stetson 64  
 12/4 UNCG 72, Kennesaw State 54  
 (Fleming Gym; Greensboro, N.C.)  
 12/7 VMI 88, Stetson 61  
 12/22 Wofford 83, Kennesaw State 70

**Atlantic 10 (0-2)**

11/26 St. Bonaventure 56, Mercer 51  
 12/4 Duquesne 71, VMI 58

**Atlantic Coast (1-7)**

11/15 Florida State 79, Western Carolina 74  
 11/20 Florida State 89, Chattanooga 53  
 12/11 Virginia Tech 63, Chattanooga 58  
 12/15 NC State 80, UNCG 77  
 12/15 Wofford 68, #17 North Carolina 64  
 12/19 #4 Duke 86, Wofford 57  
 12/21 Virginia Tech 64, VMI 55  
 12/22 NC State 83, The Citadel 63

**Big 12 (0-2)**

11/8 #3 Kansas 74, UNCG 62  
 11/19 #4 Kansas 75, ETSU 63

**Big East (1-4)**

11/6 St. John's 109, Mercer 79  
 11/16 Butler 80, Wofford 61  
 11/30 UNCG 65, Georgetown 61  
 12/18 Xavier 74, Western Carolina 61  
 12/21 Georgetown 99, Samford 71

**Big Sky (1-2)**

11/15 Idaho 68, VMI 67  
 (Jonesboro, Ark.)  
 11/16 Montana State 67, UNCG 66  
 (Fleming Gym; Greensboro, N.C.)  
 11/24 ETSU 70, Southern Utah 58

**Big South (12-4)**

11/5 Furman 70, Gardner-Webb 63  
 11/9 UNC Asheville 91, The Citadel 76  
 11/9 Western Carolina 71, Gardner-Webb 59  
 11/9 Wofford 89, High Point 61  
 11/11 Presbyterian 80, VMI 77 (OT)  
 11/12 Furman 91, Charleston Southern 47  
 11/14 ETSU 61, Winthrop 58  
 11/16 Campbell 87, The Citadel 73  
 12/7 UNCG 60, Radford 58  
 12/7 Western Carolina 78, UNC Asheville 77  
 12/7 Wofford 81, Gardner-Webb 77  
 12/8 Furman 84, USC Upstate 72  
 12/14 Furman 80, Winthrop 73  
 (Bon Secours Wellness Arena; Greenville, S.C.)  
 12/19 The Citadel 102, Longwood 99 (3OT)  
 12/21 Chattanooga 68, UNC Asheville 64  
 12/29 USC Upstate 91, VMI 82

**Big Ten (0-1)**

11/20 Illinois 85, The Citadel 57

**Big West (1-1)**

11/17 VMI 89, UC Davis 84 (2OT)  
 (Jonesboro, Ark.)  
 12/15 Hawaii 94, Samford 73

**Colonial (2-1)**

11/12 William & Mary 80, Wofford 79  
 11/26 Furman 97, Elon 61  
 12/16 Mercer 72, UNCW 63

**Conference USA (0-2)**

11/30 Louisiana Tech 78, Samford 57  
 12/22 Florida Atlantic 65, Mercer 50

**Horizon (3-0)**

11/23 Mercer 72, UIC 68  
 12/21 ETSU 80, Cleveland State 55  
 12/21 UNCG 67, Northern Kentucky 50  
 (Fleming Gym; Greensboro, N.C.)

**Metro Atlantic Athletic (2-2)**

11/8 Marist 58, VMI 56  
 11/19 Samford 70, Manhattan 57  
 11/23 The Citadel 79, Marist 75  
 12/1 Canisius 76, Mercer 66  
 (Boca Raton, Fla.)

**Mid-Eastern Athletic (5-0)**

11/5 UNCG 83, North Carolina A&T 50  
 11/12 Western Carolina 90, North Carolina A&T 64  
 11/23 ETSU 98, Delaware State 66  
 11/26 Wofford 67, Maryland Eastern Shore 42  
 12/2 Wofford 77, North Carolina Central 59

**Missouri Valley (1-0)**

11/8 Furman 87, Loyola-Chicago 63

**Non-Division I (25-0)**

11/5 Wofford 86, Erskine 63  
 11/6 ETSU 79, Newberry 50  
 11/7 Samford 68, Kentucky Wesleyan 42  
 11/8 Mercer 84, Columbia International 76  
 11/11 UNCG 109, Averett 51  
 11/13 Samford 102, UVa-Wise 64  
 11/15 Furman 83, Southern Wesleyan 61  
 11/20 VMI 96, Christendom 20  
 11/22 Furman 90, Columbia International 45  
 11/26 The Citadel 90, Brevard 47  
 11/26 VMI 98, Goucher 32  
 11/27 Western Carolina 78, Bryan 54  
 12/3 Samford 97, Auburn-Montgomery 64  
 12/7 The Citadel 108, Carver 40  
 12/8 Chattanooga 99, Tennessee Wesleyan 51  
 12/10 The Citadel 129, Piedmont 83  
 12/11 Furman 90, North Greenville 65  
 12/11 VMI 78, Ferrum 60  
 12/13 Wofford 112, North Greenville 66  
 12/15 ETSU 97, Milligan 41  
 12/28 Western Carolina 108, Piedmont 47  
 12/28 Mercer 104, Milligan 52  
 12/28 UNCG 106, William Peace 34  
 12/29 Chattanooga 72, Cumberland 42  
 12/29 ETSU 117, Mars Hill 48

**Ohio Valley (6-3)**

11/5 Morehead State 90, Samford 86 (2OT)  
 11/5 Eastern Kentucky 79, Chattanooga 68  
 11/9 Chattanooga 59, Tennessee State 57  
 11/9 ETSU 92, UT Martin 75  
 11/11 Belmont 95, Samford 63  
 11/15 UNCG 64, Tennessee Tech 30  
 (Fleming Gym; Greensboro, N.C.)  
 11/19 The Citadel 74, Southeast Missouri 69  
 11/30 Chattanooga 63, Jacksonville State 60  
 (Niceville, Fla.)

America East.....	1-0
American Athletic.....	0-3
ASUN.....	7-1
Atlantic 10.....	0-2
Atlantic Coast.....	1-7
Big 12.....	0-2
Big East.....	1-4
Big Sky.....	1-2
Big South.....	12-4
Big Ten.....	0-1
Big West.....	1-1
Colonial.....	2-1
Conference USA.....	0-2
Horizon.....	3-0
Metro Atlantic Athletic.....	2-2
Mid-Eastern Athletic.....	5-0
Missouri Valley.....	1-0
Non-Division I.....	25-0
Ohio Valley.....	6-3
Patriot.....	0-1
Southeastern.....	1-7
Southland.....	1-0
Southwestern Athletic.....	1-0
Summit.....	0-2
Sun Belt.....	8-3
<b>Total.....</b>	<b>79-48</b>
Home.....	52-10
Away.....	23-35
Neutral.....	4-3
vs. Top 25.....	1-5

12/21 Western Carolina 89, Tennessee Tech 76

**Patriot (0-1)**

12/2 Holy Cross 81, Mercer 67  
 (Boca Raton, Fla.)

**Southeastern (1-7)**

11/5 Georgia 91, Western Carolina 72  
 11/12 Georgia 95, The Citadel 86  
 11/18 Missouri 75, Wofford 56  
 11/19 Alabama 81, Furman 73  
 11/25 #17 Tennessee 58, Chattanooga 46  
 12/5 #14 Auburn 81, Furman 78 (OT)  
 12/18 Alabama 105, Samford 87  
 (Legacy Arena; Birmingham, Ala.)  
 12/18 ETSU 74, LSU 63

**Southland (1-0)**

12/7 Samford 113, Houston Baptist 90

**Southwestern Athletic (1-0)**


11/29 Chattanooga 74, Alabama State 56  
 (Niceville, Fla.)

**Summit (0-2)**

11/27 South Dakota State 86, Samford 77  
 12/7 North Dakota State 78, ETSU 68

**Sun Belt (8-3)**

11/12 Chattanooga 74, Troy 68  
 11/14 Arkansas State 71, VMI 56  
 11/15 Chattanooga 90, South Alabama 72  
 11/18 UNCG 55, Appalachian State 41  
 11/19 Georgia Southern 98, Mercer 88  
 11/23 Samford 72, Troy 60  
 11/26 ETSU 78, Appalachian State 69  
 11/27 Furman 58, UT Arlington 57  
 (Elon, N.C.)  
 11/30 ETSU 67, Little Rock 63  
 12/7 Georgia State 73, Mercer 61  
 12/15 Chattanooga 84, Troy 80 (OT)



### The Citadel (6-9, 0-4 SoCon)

N9	UNC ASHEVILLE (ESPN3)	L, 76-91
N12	at Georgia (SEC Network+)	L, 86-95
N16	CAMPBELL (ESPN3)	L, 73-87
N19	at Southeast Missouri (ESPN+)	W, 74-69
N20	at Illinois# (Big Ten Network)	L, 57-85
N23	at Marist (ESPN+)	W, 79-75
N26	BREVARD# (ESPN+)	W, 90-47
D4	*ETSU (ESPN+)	L, 84-96
D7	CARVER (ESPN3)	W, 108-40
D10	PIEDMONT (ESPN3)	W, 129-83
D19	at Longwood (ESPN+)	W, 102-99 (3OT)
D22	at NC State (ACC Network)	L, 63-83
J1	*at Samford (ESPN+)	L, 68-69
J4	*WESTERN CAROLINA (ESPN+)	L, 82-86
J11	*at Wofford (ESPN3)	L, 71-73
J15	*UNCG (ESPN+)	7 p.m.
J18	*at VMI (ESPN+)	1 p.m.
J22	*at Chattanooga (ESPN+)	7 p.m.
J25	*FURMAN (ESPN3)	1 p.m.
J29	*WOFFORD (ESPN+)	7 p.m.
F1	*at Mercer (Nexstar/ESPN3)	4:30 p.m.
F5	*at UNCG (ESPN3)	7 p.m.
F8	*VMI (ESPN+)	1 p.m.
F12	*at ETSU (ESPN+)	7 p.m.
F15	*SAMFORD (Nexstar/ESPN3)	1 p.m.
F19	*CHATTANOOGA (ESPN+)	7 p.m.
F22	*at Western Carolina (ESPN3)	7:30 p.m.
F26	*MERCER (ESPN3)	7 p.m.
F29	*at Furman (Nexstar/ESPN+)	4 p.m.

M6-9 at SoCon Championship (Asheville, N.C.)

# - Illinois Classic (campus sites)



### ETSU (15-3, 4-1 SoCon)

N6	NEWBERRY (ESPN+)	W, 79-50
N9	at UT Martin (ESPN+)	W, 92-75
N14	WINTHROP (ESPN+)	W, 61-58
N19	at No. 4 Kansas# (ESPN+)	L, 63-75
N23	DELAWARE STATE# (ESPN3)	W, 98-66
N24	SOUTHERN UTAH# (ESPN+)	W, 70-58
N26	APPALACHIAN STATE (ESPN+)	W, 78-69
N30	at Little Rock (ESPN+)	W, 67-63
D4	*at The Citadel (ESPN+)	W, 96-84
D7	at North Dakota State (ESPN+)	L, 68-78
D15	MILLIGAN (ESPN3)	W, 97-41
D18	at LSU (SEC Network)	W, 74-63
D21	CLEVELAND STATE (ESPN3)	W, 80-55
D29	MARS HILL (ESPN3)	W, 117-48
J1	*WOFFORD (ESPN+)	W, 49-48
J4	*at Furman (ESPN3)	L, 56-65
J8	*at UNCG (ESPN+)	W, 64-57
J11	*VMI (Nexstar/ESPN3)	W, 61-55
J15	*SAMFORD (ESPN+)	7 p.m.
J18	*at Western Carolina (Nexstar/ESPN+)	7 p.m.
J25	*CHATTANOOGA (ESPN+)	4 p.m.
J29	*MERCER (ESPN+)	7 p.m.
F1	*UNCG (ESPN+)	4 p.m.
F5	*at Chattanooga (ESPN+)	7 p.m.
F8	*at Mercer (ESPN+)	4:30 p.m.
F12	*THE CITADEL (ESPN+)	7 p.m.
F15	*at VMI (ESPN+)	1 p.m.
F19	*FURMAN (ESPN+)	7 p.m.
F22	*at Samford (ESPN+)	3 p.m.
F26	*at Wofford (ESPN+)	7 p.m.
F29	*WESTERN CAROLINA (ESPN+)	4 p.m.

M6-9 at SoCon Championship (Asheville, N.C.)

# - Maui Jim Maui Invitational (campus sites)



### Furman (14-4, 4-1 SoCon)

N5	at Gardner-Webb (ESPN+)	W, 70-63
N8	LOYOLA CHICAGO (ESPN3)	W, 87-63
N12	at Charleston Southern (ESPN+)	W, 91-47
N15	SOUTHERN WESLEYAN# (ESPN3)	W, 83-61
N19	at Alabama# (SEC Network+)	L, 73-81
N22	COLUMBIA INTERNATIONAL (ESPN3)	W, 90-45
N26	at Elon# (FloHoops)	W, 97-61
N27	vs. UT Arlington^	W, 58-57
D2	at South Florida (ESPN3)	L, 55-65
D5	at No. 14 Auburn (SEC Network)	L, 78-81 (OT)
D8	USC UPSTATE (ESPN+)	W, 84-72
D11	NORTH GREENVILLE (ESPN3)	W, 90-65
D14	WINTHROP# (ESPN+)	W, 80-73
D20	*at Mercer (ESPN3)	W, 64-62
J1	*at VMI (ESPN+)	W, 89-73
J4	*ETSU (ESPN3)	W, 65-56
J8	*at Chattanooga (ESPN+)	W, 73-66
J11	*UNCG& (ESPN3)	L, 73-86
J15	*WESTERN CAROLINA (ESPN+)	7 p.m.
J17	*at Wofford (ESNU)	7 p.m.
J22	*SAMFORD (ESPN+)	7 p.m.
J25	*at The Citadel (ESPN3)	1 p.m.
J29	*VMI (ESPN+)	7 p.m.
F5	*MERCER (ESPN+)	7 p.m.
F8	*at Western Carolina (ESPN+)	2 p.m.
F12	*at Samford (ESPN+)	7:30 p.m.
F15	*CHATTANOOGA (ESPN3)	4 p.m.
F19	*at ETSU (ESPN+)	7 p.m.
F22	*WOFFORD& (Nexstar/ESPN+)	12 p.m.
F26	*at UNCG (ESPN+)	7 p.m.
F29	*THE CITADEL (Nexstar/ESPN+)	4 p.m.

M6-9 at SoCon Championship (Asheville, N.C.)

# - Bad Boy Mowers Battle 4 Atlantis (campus sites)  
 ^ - Bad Boy Mowers Battle 4 Atlantis (Elon, N.C.)  
 & - Bon Secours Wellness Arena (Greenville, S.C.)




### Mercer (6-11, 0-4 SoCon)

N6	at St. John's (FS1)	L, 79-109
N8	COLUMBIA INTERNATIONAL (ESPN3)	W, 84-76
N11	KENNESAW STATE (ESPN+)	W, 74-62
N15	FGCU (ESPN3)	W, 84-68
N19	at Georgia Southern (ESPN+)	L, 88-98
N23	at UIC# (ESPN+)	W, 72-68
N26	at St. Bonaventure# (ESPN+)	L, 51-56
D1	vs. Canisius^ (CUSA.TV)	L, 66-76
D2	vs. Holy Cross^ (CUSA.TV)	L, 67-81
D7	GEORGIA STATE (ESPN+)	L, 61-73
D16	at UNCW (FloHoops)	W, 72-63
D20	*FURMAN (ESPN3)	L, 62-64
D22	FLORIDA ATLANTIC (ESPN+)	L, 50-65
D28	MILLIGAN (ESPN3)	W, 104-52
J1	*at UNCG (ESPN+)	L, 63-72
J4	*CHATTANOOGA (ESPN3)	L, 61-70
J11	*at Western Carolina (ESPN+)	L, 71-79
J15	*VMI (ESPN+)	7 p.m.
J18	*at Samford (ESPN3)	3 p.m.
J22	*WESTERN CAROLINA (ESPN+)	7 p.m.
J25	*at VMI (Nexstar/ESPN3)	1 p.m.
J29	*at ETSU (ESPN+)	7 p.m.
F1	*THE CITADEL (Nexstar/ESPN3)	4:30 p.m.
F5	*at Furman (ESPN+)	7 p.m.
F8	*ETSU (ESPN+)	4:30 p.m.
F12	*at Wofford (ESPN+)	7 p.m.
F15	*UNCG (ESPN3)	4:30 p.m.
F19	*SAMFORD (ESPN+)	7 p.m.
F22	*at Chattanooga (ESPN3)	4:30 p.m.
F26	*at The Citadel (ESPN3)	7 p.m.
F29	*WOFFORD (ESPN+)	4:30 p.m.

M6-9 at SoCon Championship (Asheville, N.C.)

# - Boca Raton Beach Classic (campus sites)  
 ^ - Boca Raton Beach Classic (Boca Raton, Fla.)




### UNC Greensboro (13-5, 3-2 SoCon)

N5	North Carolina A&T (ESPN3)	W, 83-50
N8	at No. 3 Kansas (ESPN3)	L, 62-74
N11	AVERETT# (ESPN+)	W, 109-51
N15	TENNESSEE TECH#^ (ESPN3)	W, 64-30
N16	MONTANA STATE#^ (ESPN3)	L, 66-67
N18	APPALACHIAN STATE# (ESPN+)	W, 55-41
N24	*VMI (ESPN+)	W, 74-63
N30	at Georgetown (FS2)	W, 65-61
D4	KENNESAW STATE^ (ESPN+)	W, 72-54
D7	at Radford (ESPN+)	W, 60-58
D15	NC STATE (ESPN+)	L, 77-80
D18	at Vermont (ESPN+)	W, 54-53
D21	NORTHERN KENTUCKY^ (ESPN+)	W, 67-50
D28	WILLIAM PEACE (ESPN3)	W, 106-34
J1	*MERCER (ESPN+)	W, 72-63
J4	*at Wofford (Nexstar/ESPN+)	L, 92-98 (2OT)
J8	*ETSU (ESPN+)	L, 57-64
J11	*at Furman& (ESPN3)	W, 86-73
J15	*at The Citadel (ESPN+)	7 p.m.
J18	*CHATTANOOGA (ESPN+)	7 p.m.
J25	*at Samford (ESPN3)	3 p.m.
J29	*at Western Carolina (ESPN+)	7 p.m.
F1	*at ETSU (ESPN+)	4 p.m.
F5	*THE CITADEL (ESPN3)	7 p.m.
F9	*SAMFORD (ESPN+)	1 p.m.
F12	*WESTERN CAROLINA (ESPN+)	7 p.m.
F15	*at Mercer (ESPN3)	4:30 p.m.
F19	*WOFFORD (ESPN+)	7 p.m.
F22	*at VMI (ESPN+)	1 p.m.
F26	*FURMAN (ESPN+)	7 p.m.
F29	*at Chattanooga (ESPN+)	4:30 p.m.

M6-9 at SoCon Championship (Asheville, N.C.)

# - Spartan Invitational  
 ^ - Fleming Gymnasium (Greensboro, N.C.)  
 & - Bon Secours Wellness Arena (Greenville, S.C.)




### Samford (8-10, 2-2 SoCon)

N5	at Morehead State (ESPN+)	L, 86-90 (2OT)
N7	KENTUCKY WESLEYAN (ESPN+)	W, 68-42
N11	at Belmont (ESPN+)	L, 63-95
N13	UVA-WISE (ESPN3)	W, 102-64
N16	at North Alabama (ESPN+)	L, 55-61
N19	MANHATTAN (ESPN+)	W, 70-57
N23	TROY (ESPN3)	W, 72-60
N27	at South Dakota State (ESPN3)	L, 77-86
N30	at Louisiana Tech (CUSA.TV)	L, 57-78
D3	AUBURN-MONTGOMERY (ESPN3)	W, 97-64
D7	at Houston Baptist	W, 113-90
D15	at Hawaii (Spectrum Sports)	L, 73-94
D18	ALABAMA# (ESPN+)	L, 87-105
D21	at Georgetown (FS1)	L, 71-99
J1	*THE CITADEL (ESPN+)	W, 69-68
J4	*at VMI (ESPN+)	W, 78-75
J8	*WOFFORD (ESPN+)	L, 62-67
J11	*at Chattanooga (ESPN3)	L, 67-105
J15	*at ETSU (ESPN+)	7 p.m.
J18	*MERCER (ESPN3)	3 p.m.
J22	*at Furman (ESPN+)	7 p.m.
J25	*UNCG (ESPN3)	3 p.m.
J29	*CHATTANOOGA (ESPN+)	7:30 p.m.
F1	*at Wofford (ESPN3)	7 p.m.
F5	*WESTERN CAROLINA (ESPN3)	7:30 p.m.
F9	*at UNCG (ESPN+)	1 p.m.
F12	*FURMAN (ESPN+)	7:30 p.m.
F15	*at The Citadel (Nexstar/ESPN3)	1 p.m.
F19	*at Mercer (ESPN+)	7 p.m.
F22	*ETSU (ESPN+)	3 p.m.
F26	*at Western Carolina (ESPN+)	7 p.m.
F29	*VMI (ESPN3)	5 p.m.

M6-9 at SoCon Championship (Asheville, N.C.)


# - Legacy Arena at Birmingham-Jefferson Convention Complex (Birmingham, Ala.)



**Chattanooga**  
(11-6, 2-2 SoCon)

N5	at Eastern Kentucky (ESPN+)	L, 68-79
N9	TENNESSEE STATE (SDN)	W, 59-57
N12	at Troy (ESPN+)	W, 74-68
N15	SOUTH ALABAMA (SDN)	W, 90-72
N20	at Florida State# (Fox Sports South/ACCNE)	L, 53-89
N25	at No. 17 Tennessee# (SEC Network)	L, 46-58
N29	vs. Alabama State^ (EmeraldCoast.TV)	W, 74-56
N30	vs. Jacksonville State^ (EmeraldCoast.TV)	W, 63-60
D3	*at Western Carolina (ESPN3)	L, 77-87
D8	TENNESSEE WESLEYAN (ESPN3)	W, 99-51
D11	at Virginia Tech (ACC Network)	L, 58-63
D15	TROY (ESPN+)	W, 84-80 (OT)
D21	at UNC Asheville (ESPN+)	W, 68-64
D29	CUMBERLAND (ESPN3)	W, 72-42
J4	*at Mercer (ESPN3)	W, 70-61
J8	*FURMAN (ESPN+)	L, 66-73
J11	*SAMFORD (ESPN3)	W, 105-67
J15	*WOFFORD (ESPN+)	7 p.m.
J18	*at UNCG (ESPN+)	7 p.m.
J22	*THE CITADEL (ESPN+)	7 p.m.
J25	*at ETSU (ESPN+)	4 p.m.
J29	*at Samford (ESPN+)	7:30 p.m.
F1	*WESTERN CAROLINA (ESPN3)	2 p.m.
F5	*ETSU (ESPN+)	7 p.m.
F8	*at Wofford (Nexstar/ESPN+)	7 p.m.
F12	*VMI (ESPN+)	7 p.m.
F15	*at Furman (ESPN3)	7 p.m.
F19	*at The Citadel (ESPN+)	7 p.m.
F22	*MERCER (ESPN3)	4:30 p.m.
F26	*at VMI (ESPN+)	7 p.m.
F29	*UNCG (ESPN+)	4:30 p.m.
M6-9	at SoCon Championship (Asheville, N.C.)	


# - Emerald Coast Classic (campus sites)  
^ - Emerald Coast Classic (Niceville, Fla.)



**VMI**  
(5-13, 0-5 SoCon)

N5	at East Carolina (ESPN3)	L, 68-80
N8	MARIST (ESPN3)	L, 56-58
N11	PRESBYTERIAN (ESPN+)	L, 77-80 (OT)
N14	at Arkansas State# (ESPN+)	L, 56-71
N15	vs. Idaho^	L, 67-68*
N17	vs. UC Davis^	W, 89-84 (2OT)
N20	CHRISTENDOM# (ESPN3)	W, 96-20
N24	*at UNCG (ESPN+)	L, 63-74
N26	GOUCHER (ESPN3)	W, 98-32
D4	at Duquesne (ESPN+)	L, 58-71
D7	STETSON (ESPN+)	W, 88-61
D11	FERRUM (ESPN3)	W, 78-60
D21	at Virginia Tech (ACC Network)	L, 55-64
D29	at USC Upstate (ESPN+)	L, 82-91
J1	*FURMAN (ESPN+)	L, 73-89
J4	*SAMFORD (ESPN+)	L, 75-78
J8	*WESTERN CAROLINA (ESPN3)	L, 85-97
J11	*at ETSU (Nexstar/ESPN3)	L, 55-61
J15	*at Mercer (ESPN+)	7 p.m.
J18	*THE CITADEL (ESPN+)	1 p.m.
J22	*at Wofford (ESPN+)	7 p.m.
J25	*MERCER (Nexstar/ESPN3)	1 p.m.
J29	*at Furman (ESPN+)	7 p.m.
F5	*WOFFORD (ESPN+)	7 p.m.
F8	*at The Citadel (ESPN+)	1 p.m.
F12	*at Chattanooga (ESPN+)	7 p.m.
F15	*ETSU (ESPN+)	1 p.m.
F19	*at Western Carolina (ESPN+)	7 p.m.
F22	*UNCG (ESPN+)	1 p.m.
F26	*CHATTANOOGA (ESPN+)	7 p.m.
F29	*at Samford (ESPN3)	5 p.m.
M6-9	at SoCon Championship (Asheville, N.C.)	

# - Red Wolves Classic (campus sites)  
^ - Red Wolves Classic (Jonesboro, Ark.)



**Western Carolina**  
(12-3, 4-0 SoCon)

N5	at Georgia (SEC Network+)	L, 72-91
N9	GARDNER-WEBB (ESPN3)	W, 71-59
N12	NORTH CAROLINA A&T (ESPN+)	W, 90-64
N15	at Florida State (Fox Sports South/ACCNE)	L, 74-79
N21	at Jacksonville (ESPN+)	W, 96-94 (2OT)
N24	at Stetson (ESPN+)	W, 70-64
N27	BRYAN (SDN)	W, 78-54
D3	*CHATTANOOGA (ESPN3)	W, 87-77
D7	UNC ASHEVILLE (Nexstar/ESPN3)	W, 78-77
D18	at Xavier (FS1)	L, 61-74
D21	at Tennessee Tech (ESPN+)	W, 89-76
D28	PIEDMONT (SDN)	W, 108-47
J4	*at The Citadel (ESPN+)	W, 86-82
J8	*at VMI (ESPN3)	W, 97-85
J11	*MERCER (ESPN+)	W, 79-71
J15	*at Furman (ESPN+)	7 p.m.
J18	*ETSU (Nexstar/ESPN+)	7 p.m.
J22	*at Mercer (ESPN+)	7 p.m.
J25	*WOFFORD (ESPN3)	7 p.m.
J29	*UNCG (ESPN+)	7 p.m.
F1	*at Chattanooga (ESPN3)	2 p.m.
F5	*at Samford (ESPN3)	7:30 p.m.
F8	*FURMAN (ESPN+)	2 p.m.
F12	*at UNCG (ESPN+)	7 p.m.
F15	*at Wofford (ESPN+)	7 p.m.
F19	*VMI (ESPN+)	7 p.m.
F22	*THE CITADEL (ESPN3)	7:30 p.m.
F26	*SAMFORD (ESPN+)	7 p.m.
F29	*at ETSU (ESPN+)	4 p.m.
M6-9	at SoCon Championship (Asheville, N.C.)	



**Wofford**  
(11-6, 3-1 SoCon)

N5	ERSKINE (ESPN3)	W, 86-63
N9	HIGH POINT (SDN)	W, 89-61
N12	WILLIAM & MARY (ESPN+)	L, 79-80
N16	at Butler# (FS2)	L, 61-80
N18	at Missouri# (SEC Network+)	L, 56-75
N21	at South Florida (ESPN3)	L, 55-69
N26	at Maryland Eastern Shore#	W, 67-42
D2	NORTH CAROLINA CENTRAL (ESPN+)	W, 77-59
D7	GARDNER-WEBB (ESPN3)	W, 81-77
D13	NORTH GREENVILLE (ESPN3)	W, 112-66
D15	at No. 17 North Carolina (ACC Network)	W, 68-64
D19	at No. 4 Duke (ESPN2)	L, 57-86
D22	at Kennesaw State (ESPN+)	W, 83-70
J1	*at ETSU (ESPN+)	L, 48-49
J4	*UNCG (Nexstar/ESPN+)	W, 98-92 (2OT)
J8	*at Samford (ESPN+)	W, 67-762
J11	*THE CITADEL (ESPN3)	W, 73-71
J15	*at Chattanooga (ESPN+)	7 p.m.
J17	*FURMAN (ESPN+)	7 p.m.
J22	*VMI (ESPN+)	7 p.m.
J25	*at Western Carolina (ESPN3)	7 p.m.
J29	*at The Citadel (ESPN+)	7 p.m.
F1	*SAMFORD (ESPN3)	7 p.m.
F5	*at VMI (ESPN+)	7 p.m.
F8	*CHATTANOOGA (Nexstar/ESPN+)	7 p.m.
F12	*MERCER (ESPN+)	7 p.m.
F15	*WESTERN CAROLINA (ESPN+)	7 p.m.
F19	*at UNCG (ESPN+)	7 p.m.
F22	*at Furman& (Nexstar/ESPN+)	12 p.m.
F26	*ETSU (ESPN+)	7 p.m.
F29	*at Mercer (ESPN+)	4:30 p.m.
M6-9	at SoCon Championship (Asheville, N.C.)	

# - Hall of Fame Classic (campus sites)  
& - Bon Secours Wellness Arena (Greenville, S.C.)

**Southern Conference men's basketball  
media relations information**

<p><b>The Citadel (CitadelSports.com)</b> Milledge Austin (maustin7@citadel.edu) Office: 843-953-6567</p> <p><b>ETSU (ETSUBucs.com)</b> Kevin Brown (brownk@etsu.edu) Office: 423-439-5263</p> <p><b>Furman (FurmanPaladins.com)</b> Jordan Caskey (jordan.caskey@furman.edu) Office: 864-294-3065</p> <p><b>Mercer (MercerBears.com)</b> Travis Rae (rae_tj@mercerc.edu) Office: 478-301-5219</p> <p><b>UNCG (UNCGSpartans.com)</b> Mark Pinkerton (mdpinker@uncg.edu) Office: 757-812-1926</p> <p><b>Samford (SamfordSports.com)</b> Joey Mullins (jimmulli1@samford.edu) Office: 205-726-2799</p>	<p><b>Chattanooga (GoMocs.com)</b> Jim Horten (jameshorten@utc.edu) Office: 423-425-2350</p> <p><b>VMI (VMIKeydets.com)</b> Wade Branner (brannerwh@vmi.edu) Office: 540-464-7515</p> <p><b>Western Carolina (CatamountSports.com)</b> Steven Grandy (sgrandy@email.wcu.edu) Office: 828-227-2655</p> <p><b>Wofford (WoffordTerriers.com)</b> Phil Marcello (marcellopr@wofford.edu) Office: 864-597-4092</p> <p><b>Southern Conference (SoConSports.com)</b> Phil Perry (pperry@socon.org) Office: 864-591-5100 // Cell: 864-525-5174</p>
--	--

2019-20 Southern Conference  
CONFERENCE BASKETBALL STATISTICS  
Through games of Jan 14, 2020 (All games)

SCORING OFFENSE	G	W-L	Pts	Avg/G
1. The Citadel	15	6-9	1242	82.8
2. Western Carolina	15	12-3	1236	82.4
3. Furman	18	14-4	1400	77.8
4. ETSU	18	15-3	1370	76.1
5. Samford	18	8-10	1367	75.9
6. Wofford	17	11-6	1257	73.9
7. UNC Greensboro	18	13-5	1321	73.4
8. VMI	18	5-13	1319	73.3
9. Chattanooga	17	11-6	1226	72.1
10. Mercer	17	6-11	1209	71.1

SCORING DEFENSE	G	Pts	Avg/G
1. UNC Greensboro	18	1064	59.1
2. ETSU	18	1108	61.6
3. Furman	18	1177	65.4
4. Chattanooga	17	1127	66.3
5. Wofford	17	1166	68.6
6. VMI	18	1239	68.8
7. Mercer	17	1232	72.5
8. Western Carolina	15	1094	72.9
9. Samford	18	1400	77.8
10. The Citadel	15	1178	78.5

SCORING MARGIN	G	Offense	Defense	Margin
1. ETSU	18	76.1	61.6	+14.6
2. UNC Greensboro	18	73.4	59.1	+14.3
3. Furman	18	77.8	65.4	+12.4
4. Western Carolina	15	82.4	72.9	+9.5
5. Chattanooga	17	72.1	66.3	+5.8
6. Wofford	17	73.9	68.6	+5.4
7. VMI	18	73.3	68.8	+4.4
8. The Citadel	15	82.8	78.5	+4.3
9. Mercer	17	71.1	72.5	-1.4
10. Samford	18	75.9	77.8	-1.8

FREE THROW PCT	G	FTM	FTA	Pct.
1. Wofford	17	196	260	.754
2. VMI	18	186	251	.741
3. Mercer	17	202	280	.721
4. Western Carolina	15	229	325	.705
5. Furman	18	202	287	.704
6. Samford	18	246	357	.689
7. The Citadel	15	192	282	.681
8. ETSU	18	265	394	.673
9. Chattanooga	17	178	265	.672
10. UNC Greensboro	18	187	293	.638

FIELD GOAL PERCENTAGE	G	FGM	FGA	Pct.
1. Furman	18	510	1055	.483
2. Western Carolina	15	424	896	.473
3. ETSU	18	482	1032	.467
4. Wofford	17	442	963	.459
5. Samford	18	500	1110	.450
6. The Citadel	15	445	993	.448
7. Chattanooga	17	450	1010	.446
8. Mercer	17	445	1018	.437
9. VMI	18	466	1070	.436
10. UNC Greensboro	18	489	1125	.435

FIELD GOAL PCT DEFENSE	G	FGM	FGA	Pct.
1. UNC Greensboro	18	362	890	.407
2. ETSU	18	401	981	.409
3. Western Carolina	15	399	926	.431
4. Samford	18	511	1180	.433
5. Wofford	17	410	942	.435
6. The Citadel	15	430	984	.437
7. Chattanooga	17	420	959	.438
8. Furman	18	448	1022	.438
9. VMI	18	439	1000	.439
10. Mercer	17	435	988	.440

3-POINT FG PCT	G	3FGM	3FGA	Pct.
1. Western Carolina	15	159	411	.387
2. Wofford	17	177	467	.379
3. VMI	18	201	536	.375
4. Furman	18	178	485	.367
5. Chattanooga	17	148	413	.358
6. The Citadel	15	160	459	.349
7. Mercer	17	117	336	.348
8. ETSU	18	141	413	.341
9. Samford	18	121	357	.339
10. UNC Greensboro	18	156	491	.318

3-POINT FG PCT DEFENSE	G	3FGM	3FGA	Pct.
1. ETSU	18	100	363	.275
2. Western Carolina	15	96	331	.290
3. Furman	18	116	393	.295
4. The Citadel	15	125	414	.302
5. Chattanooga	17	102	325	.314
6. Samford	18	172	524	.328
7. Wofford	17	129	390	.331
8. UNC Greensboro	18	119	356	.334
9. Mercer	17	126	371	.340
10. VMI	18	128	370	.346

REBOUNDING OFFENSE	G	Rebounds	Avg/G
1. Western Carolina	15	588	39.2
2. Samford	18	692	38.4
3. The Citadel	15	576	38.4
4. ETSU	18	671	37.3
5. UNC Greensboro	18	665	36.9
6. Mercer	17	614	36.1
7. Chattanooga	17	609	35.8
8. VMI	18	639	35.5
9. Furman	18	585	32.5
10. Wofford	17	522	30.7

REBOUNDING DEFENSE	G	Rebounds	Avg/G
1. ETSU	18	568	31.6
2. Wofford	17	549	32.3
3. Mercer	17	556	32.7
4. UNC Greensboro	18	596	33.1
5. Western Carolina	15	501	33.4
6. Furman	18	612	34.0
7. Chattanooga	17	580	34.1
8. VMI	18	627	34.8
9. The Citadel	15	577	38.5
10. Samford	18	709	39.4



2019-20 Southern Conference  
CONFERENCE BASKETBALL STATISTICS  
Through games of Jan 14, 2020 (All games)

REBOUNDING MARGIN	G	Team	Avg.	Opp.	Avg.	Margin
1.	15	Western Carolina	588	39.2	501	33.4 +5.8
2.	18	ETSU	671	37.3	568	31.6 +5.7
3.	18	UNC Greensboro	665	36.9	596	33.1 +3.8
4.	17	Mercer	614	36.1	556	32.7 +3.4
5.	17	Chattanooga	609	35.8	580	34.1 +1.7
6.	18	VMI	639	35.5	627	34.8 +0.7
7.	15	The Citadel	576	38.4	577	38.5 -0.1
8.	18	Samford	692	38.4	709	39.4 -0.9
9.	18	Furman	585	32.5	612	34.0 -1.5
10.	17	Wofford	522	30.7	549	32.3 -1.6

BLOCKED SHOTS	G	No.	Avg/G
1.	18	ETSU	79 4.4
2.	18	UNC Greensboro	76 4.2
3.	18	Samford	57 3.2
4.	18	Furman	52 2.9
5.	17	Wofford	48 2.8
6.	18	VMI	47 2.6
7.	15	The Citadel	36 2.4
8.	17	Mercer	40 2.4
9.	15	Western Carolina	29 1.9
10.	17	Chattanooga	28 1.6

ASSISTS	G	No.	Avg/G
1.	18	VMI	302 16.8
2.	15	The Citadel	249 16.6
3.	18	Furman	272 15.1
4.	15	Western Carolina	224 14.9
5.	17	Chattanooga	250 14.7
6.	18	ETSU	251 13.9
7.	17	Mercer	231 13.6
8.	17	Wofford	227 13.4
9.	18	UNC Greensboro	232 12.9
10.	18	Samford	230 12.8

STEALS	G	No.	Avg/G
1.	18	UNC Greensboro	176 9.8
2.	18	ETSU	162 9.0
3.	18	Furman	148 8.2
4.	15	The Citadel	117 7.8
5.	18	VMI	133 7.4
6.	17	Mercer	125 7.4
7.	18	Samford	131 7.3
8.	17	Wofford	104 6.1
9.	15	Western Carolina	85 5.7
10.	17	Chattanooga	82 4.8

TURNOVER MARGIN	G	Team	Avg.	Opp.	Avg.	Margin
1.	18	UNC Greensboro	207	11.5	335	18.6 +7.1
2.	18	Furman	213	11.8	291	16.2 +4.3
3.	18	ETSU	233	12.9	296	16.4 +3.5
4.	17	Chattanooga	205	12.1	228	13.4 +1.4
5.	17	Wofford	203	11.9	225	13.2 +1.3
6.	18	VMI	227	12.6	246	13.7 +1.1
7.	15	The Citadel	225	15.0	235	15.7 +0.7
8.	18	Samford	290	16.1	277	15.4 -0.7
9.	15	Western Carolina	225	15.0	214	14.3 -0.7
10.	17	Mercer	254	14.9	234	13.8 -1.2

ASSIST/TURNOVER RATIO	G	Ast.	Avg.	T/O	Avg.	Ratio
1.	18	VMI	302	16.8	227	12.6 1.3
2.	18	Furman	272	15.1	213	11.8 1.3
3.	17	Chattanooga	250	14.7	205	12.1 1.2
4.	18	UNC Greensboro	232	12.9	207	11.5 1.1
5.	17	Wofford	227	13.4	203	11.9 1.1
6.	15	The Citadel	249	16.6	225	15.0 1.1
7.	18	ETSU	251	13.9	233	12.9 1.1
8.	15	Western Carolina	224	14.9	225	15.0 1.0
9.	17	Mercer	231	13.6	254	14.9 0.9
10.	18	Samford	230	12.8	290	16.1 0.8

OFFENSIVE REBOUNDS	G	No.	Avg/G
1.	18	UNC Greensboro	233 12.9
2.	18	ETSU	216 12.0
3.	18	Samford	203 11.3
4.	15	Western Carolina	165 11.0
5.	17	Mercer	182 10.7
6.	18	VMI	189 10.5
7.	15	The Citadel	157 10.5
8.	17	Chattanooga	174 10.2
9.	17	Wofford	141 8.3
10.	18	Furman	147 8.2

DEFENSIVE REBOUNDS	G	No.	Avg/G
1.	15	Western Carolina	423 28.2
2.	15	The Citadel	419 27.9
3.	18	Samford	489 27.2
4.	17	Chattanooga	435 25.6
5.	17	Mercer	432 25.4
6.	18	ETSU	455 25.3
7.	18	VMI	450 25.0
8.	18	Furman	438 24.3
9.	18	UNC Greensboro	432 24.0
10.	17	Wofford	381 22.4

DEFENSIVE REB PCT.	G	D-Reb	Opp. OR	D-Reb%
1.	17	Chattanooga	435	144 .751
2.	18	UNC Greensboro	432	148 .745
3.	15	Western Carolina	423	150 .738
4.	17	Mercer	432	160 .730
5.	15	The Citadel	419	157 .727
6.	18	ETSU	455	173 .725
7.	18	Furman	438	171 .719
8.	18	VMI	450	177 .718
9.	17	Wofford	381	161 .703
10.	18	Samford	489	237 .674

OFFENSIVE REB PCT.	G	O-Reb	Opp. DR	O-Reb%
1.	18	ETSU	216	395 .354
2.	18	UNC Greensboro	233	448 .342
3.	15	Western Carolina	165	351 .320
4.	17	Mercer	182	396 .315
5.	18	Samford	203	472 .301
6.	18	VMI	189	450 .296
7.	17	Chattanooga	174	436 .285
8.	15	The Citadel	157	420 .272
9.	17	Wofford	141	388 .267
10.	18	Furman	147	441 .250

2019-20 Southern Conference  
CONFERENCE BASKETBALL STATISTICS  
Through games of Jan 14, 2020 (All games)

3-POINT FG MADE	G	No.	Avg/G
1. VMI	18	201	11.2
2. The Citadel	15	160	10.7
3. Western Carolina	15	159	10.6
4. Wofford	17	177	10.4
5. Furman	18	178	9.9
6. Chattanooga	17	148	8.7
7. UNC Greensboro	18	156	8.7
8. ETSU	18	141	7.8
9. Mercer	17	117	6.9
10. Samford	18	121	6.7

2019-20 Southern Conference  
CONFERENCE BASKETBALL STATISTICS  
Through games of Jan 14, 2020 (All games)

Team	Conference	Pct.	PF	PA	Overall	Pct.	PF	PA	Current unbeaten streak
Western Carolina	4-0	1.000	87.2	78.8	12-3	.800	82.4	72.9	Western Carolina -- 5
ETSU	4-1	.800	65.2	61.8	15-3	.833	76.1	61.6	Wofford -- 3
Furman	4-1	.800	72.8	68.6	14-4	.778	77.8	65.4	ETSU -- 2
Wofford	3-1	.750	71.5	68.5	11-6	.647	73.9	68.6	UNC Greensboro -- 1
UNC Greensboro	3-2	.600	76.2	72.2	13-5	.722	73.4	59.1	Chattanooga -- 1
Chattanooga	2-2	.500	79.5	72.0	11-6	.647	72.1	66.3	
Samford	2-2	.500	69.0	78.8	8-10	.444	75.9	77.8	
The Citadel	0-4	.000	76.2	81.0	6-9	.400	82.8	78.5	
Mercer	0-4	.000	64.2	71.2	6-11	.353	71.1	72.5	
VMI	0-5	.000	70.2	79.8	5-13	.278	73.3	68.8	

TEAM SUMMARIES	G	PF-PA	Avg score	Margin	FG-FGA	Pct.	3FG-FGA	Pct.	FT-FTA	Pct.	RebF	RebA	Margin
Chattanooga	17	1226-1127	72.1-66.3	+5.8	450-1010	.446	148-413	.358	178-265	.672	609	580	+1.7
ETSU	18	1370-1108	76.1-61.6	+14.6	482-1032	.467	141-413	.341	265-394	.673	671	568	+5.7
Furman	18	1400-1177	77.8-65.4	+12.4	510-1055	.483	178-485	.367	202-287	.704	585	612	-1.5
Mercer	17	1209-1232	71.1-72.5	-1.4	445-1018	.437	117-336	.348	202-280	.721	614	556	+3.4
Samford	18	1367-1400	75.9-77.8	-1.8	500-1110	.450	121-357	.339	246-357	.689	692	709	-0.9
The Citadel	15	1242-1178	82.8-78.5	+4.3	445-993	.448	160-459	.349	192-282	.681	576	577	-0.1
UNC Greensboro	18	1321-1064	73.4-59.1	+14.3	489-1125	.435	156-491	.318	187-293	.638	665	596	+3.8
VMI	18	1319-1239	73.3-68.8	+4.4	466-1070	.436	201-536	.375	186-251	.741	639	627	+0.7
Western Carolina	15	1236-1094	82.4-72.9	+9.5	424-896	.473	159-411	.387	229-325	.705	588	501	+5.8
Wofford	17	1257-1166	73.9-68.6	+5.4	442-963	.459	177-467	.379	196-260	.754	522	549	-1.6

ATTENDANCE	Home	Average	Away	Average	Neutral	Average	Total	Average
Chattanooga	7-17804	2543	8-46047	5756	2-345	172	17-64196	3776
ETSU	10-42341	4234	8-35796	4474	0-0	0	18-78137	4341
Furman	8-19253	2407	9-30990	3443	1-0	0	18-50243	2791
Mercer	8-18535	2317	7-16362	2337	2-0	0	17-34897	2053
Samford	8-9282	1160	10-23843	2384	0-0	0	18-33125	1840
The Citadel	7-4575	654	8-40090	5011	0-0	0	15-44665	2978
UNC Greensboro	12-40261	3355	6-34557	5760	0-0	0	18-74818	4157
VMI	9-9744	1083	7-21714	3102	2-204	102	18-31662	1759
Western Carolina	7-11318	1617	8-32498	4062	0-0	0	15-43816	2921
Wofford	8-12428	1554	9-41602	4622	0-0	0	17-54030	3178
Totals	84-185541	2209	80-323499	4044	7-549	78	171-509589	2980

2019-20 Southern Conference  
INDIVIDUAL BASKETBALL STATISTICS  
Through games of Jan 14, 2020 (All games)

To be ranked, a player must appear in at least 75.0% of their team's games.

SCORING								REBOUNDING							
	Cl	G	FG	3FG	FT	Pts	Avg/G		Cl	G	Off	Def	Total	Avg/G	
1. Josh Sharkey-SAM	Sr	15	91	15	84	281	18.7	1. Carlos Dotson-WCU	Sr	15	36	96	132	8.8	
2. Mason Faulkner-WCU	Jr	15	80	36	84	280	18.7	2. Ethan Stair-MER	Sr	17	28	119	147	8.6	
3. Isaiah Miller-UNCG	Jr	18	136	15	42	329	18.3	3. James Dickey-UNCG	Sr	18	52	103	155	8.6	
4. Jordan Lyons-FUR	Sr	18	94	47	68	303	16.8	4. Kaelon Harris-CIT	Sr	14	32	83	115	8.2	
5. Djordje Dimitrijevic-MER	Sr	16	84	28	65	261	16.3	5. Jeromy Rodriguez-ETSU	Sr	15	45	73	118	7.9	
6. Ethan Stair-MER	Sr	17	98	37	42	275	16.2	6. Jalen Dupree-SAM	Sr	18	49	82	131	7.3	
7. Kaelon Harris-CIT	Sr	14	68	14	60	210	15.0	7. Clay Mounce-FUR	Jr	18	38	79	117	6.5	
8. Matt Ryan-UTC	Sr	17	85	44	36	250	14.7	8. Chevez Goodwin-WOF	Jr	17	44	65	109	6.4	
9. Kaiden Rice-CIT	Jr	15	77	46	16	216	14.4	9. Robert Allen-SAM	So	17	32	76	108	6.4	
10. Brandon Austin-SAM	Sr	17	88	43	23	242	14.2	10. Eddie Davis III-CIT	Sr	15	27	65	92	6.1	
11. Noah Gurley-FUR	So	18	97	12	50	256	14.2	11. Mason Faulkner-WCU	Jr	15	13	78	91	6.1	
12. Nathan Hoover-WOF	Sr	17	74	40	49	237	13.9	12. Garrett Gilkeson-VMI	Sr	18	25	82	107	5.9	
13. Clay Mounce-FUR	Jr	18	89	36	30	244	13.6	13. Ramon Vila-UTC	Jr	17	42	53	95	5.6	
14. David Jean-Baptiste-UTC	Jr	17	83	31	31	228	13.4	14. Bo Hodges-ETSU	Jr	18	30	70	100	5.6	
15. Carlos Dotson-WCU	Sr	15	80	0	41	201	13.4	Tyler Creammer-VMI	Sr	18	40	60	100	5.6	
16. Storm Murphy-WOF	Jr	16	78	38	19	213	13.3	16. Lucas N'Guessan-ETSU	Sr	18	27	71	98	5.4	
17. Robert Allen-SAM	So	17	89	17	31	226	13.3	17. Onno Steger-WCU	Sr	15	25	54	79	5.3	
18. Travis Eeve-VMI	Fr	18	83	48	24	238	13.2	18. Rod Johnson-UTC	Jr	16	16	67	83	5.2	
19. Tray Boyd III-ETSU	Sr	18	83	42	28	236	13.1	19. Maciej Bender-MER	Jr	17	32	56	88	5.2	
20. Bo Hodges-ETSU	Jr	18	88	10	48	234	13.0	20. Noah Gurley-FUR	So	18	26	67	93	5.2	
21. Jalen Dupree-SAM	Sr	18	79	9	43	210	11.7								
22. Fletcher Abee-CIT	Fr	15	58	39	18	173	11.5								
23. Matt Halvorsen-WCU	Jr	15	51	44	25	171	11.4								
24. Kamdyn Curfman-VMI	Fr	18	67	51	14	199	11.1								
25. Jeromy Rodriguez-ETSU	Sr	15	66	0	28	160	10.7								
26. Ramon Vila-UTC	Jr	17	81	1	18	181	10.6								
27. Garrett Gilkeson-VMI	Sr	18	61	28	41	191	10.6								
28. Onno Steger-WCU	Sr	15	50	31	28	159	10.6								
29. Mike Bothwell-FUR	So	18	72	27	13	184	10.2								
30. Chevez Goodwin-WOF	Jr	17	73	0	23	169	9.9								

FIELD GOAL PCT						ASSISTS				
	Cl	G	FGM	FGA	Pct.		Cl	G	No.	Avg/G
1. Jeromy Rodriguez-ETSU	Sr	15	66	102	.647	1. Josh Sharkey-SAM	Sr	15	128	8.5
2. Carlos Dotson-WCU	Sr	15	80	129	.620	2. Tyson Batiste-CIT	Sr	15	95	6.3
3. Ramon Vila-UTC	Jr	17	81	134	.604	3. Mason Faulkner-WCU	Jr	15	93	6.2
4. Chevez Goodwin-WOF	Jr	17	73	125	.584	4. Garrett Gilkeson-VMI	Sr	18	64	3.6
5. James Dickey-UNCG	Sr	18	59	105	.562	5. Alex Hunter-FUR	Jr	18	62	3.4
6. Jalen Dupree-SAM	Sr	18	79	143	.552	6. Djordje Dimitrijevic-MER	Sr	16	53	3.3
7. Noah Gurley-FUR	So	18	97	176	.551	7. Isaiah Miller-UNCG	Jr	18	57	3.2
8. Mike Bothwell-FUR	So	18	72	134	.537	8. Isaiah Tisdale-ETSU	Sr	18	56	3.1
9. Clay Mounce-FUR	Jr	18	89	170	.524	9. Travis Eeve-VMI	Fr	18	46	2.6
10. Bo Hodges-ETSU	Jr	18	88	174	.506	10. Maurice Commander-UTC	So	17	43	2.5
11. Travis Eeve-VMI	Fr	18	83	165	.503	11. Storm Murphy-WOF	Jr	16	40	2.5
12. Storm Murphy-WOF	Jr	16	78	158	.494	12. Bo Hodges-ETSU	Jr	18	44	2.4
13. Josh Sharkey-SAM	Sr	15	91	186	.489	13. Greg Parham-VMI	Jr	17	41	2.4
14. Kaelon Harris-CIT	Sr	14	68	141	.482	14. Daivien Williamson-ETSU	So	18	43	2.4
15. Ethan Stair-MER	Sr	17	98	208	.471	15. David Jean-Baptiste-UTC	Jr	17	39	2.3

2019-20 Southern Conference  
INDIVIDUAL BASKETBALL STATISTICS  
Through games of Jan 14, 2020 (All games)

FREE THROW PCT					
	Cl	G	FTM	FTA	Pct.
1. Nathan Hoover-WOF	Sr	17	49	52	.942
2. Ethan Stair-MER	Sr	17	42	47	.894
3. Jordan Lyons-FUR	Sr	18	68	77	.883
4. Djordje Dimitrijevic-MER	Sr	16	65	79	.823
5. Garrett Gilkeson-VMI	Sr	18	41	50	.820
6. Matt Ryan-UTC	Sr	17	36	44	.818
7. Jalen Dupree-SAM	Sr	18	43	55	.782
8. Mason Faulkner-WCU	Jr	15	84	111	.757
Josh Sharkey-SAM	Sr	15	84	111	.757
10. Kaelon Harris-CIT	Sr	14	60	83	.723
11. Lucas N'Guessan-ETSU	Sr	18	42	60	.700
12. Noah Gurley-FUR	So	18	50	75	.667
Myles Lewis-VMI	Jr	18	42	63	.667
14. Bo Hodges-ETSU	Jr	18	48	77	.623
15. Isaiah Tisdale-ETSU	Sr	18	37	65	.569

STEALS				
	Cl	G	No.	Avg/G
1. Josh Sharkey-SAM	Sr	15	51	3.4
2. Isaiah Miller-UNCG	Jr	18	47	2.6
3. Clay Mounce-FUR	Jr	18	32	1.8
4. Isaiah Tisdale-ETSU	Sr	18	31	1.7
5. Djordje Dimitrijevic-MER	Sr	16	27	1.7
6. Tray Boyd III-ETSU	Sr	18	29	1.6
Garrett Gilkeson-VMI	Sr	18	29	1.6
8. Mason Faulkner-WCU	Jr	15	23	1.5
Tyson Batiste-CIT	Sr	15	23	1.5
10. Patrick Good-ETSU	Jr	18	27	1.5
11. Brandon Austin-SAM	Sr	17	24	1.4
12. Travis Eeve-VMI	Fr	18	25	1.4
13. Bo Hodges-ETSU	Jr	18	24	1.3
Jordan Lyons-FUR	Sr	18	24	1.3
15. Daniel Love-MER	So	17	22	1.3

3-POINT FG PCT					
	Cl	G	3FG	FGA	Pct.
1. Isaiah Bigelow-WOF	Fr	17	25	52	.481
2. Storm Murphy-WOF	Jr	16	38	82	.463
3. Matt Halvorsen-WCU	Jr	15	44	95	.463
4. Jonathan Scott-UTC	Sr	17	20	45	.444
5. Travis Eeve-VMI	Fr	18	48	110	.436
6. Clay Mounce-FUR	Jr	18	36	83	.434
7. Trevor Stumpe-WOF	Sr	17	24	56	.429
8. Sean Conway-VMI	Fr	14	14	33	.424
9. Mike Bothwell-FUR	So	18	27	65	.415
10. Brandon Austin-SAM	Sr	17	43	105	.410
11. Onno Steger-WCU	Sr	15	31	76	.408
12. Kamdyn Curfman-VMI	Fr	18	51	126	.405
13. Fletcher Abee-CIT	Fr	15	39	98	.398
14. Daivien Williamson-ETSU	So	18	23	60	.383
15. Rudy Fitzgibbons III-CIT	Fr	14	21	55	.382

3-POINT FG MADE				
	Cl	G	3FG	Avg/G
1. Kaiden Rice-CIT	Jr	15	46	3.1
2. Matt Halvorsen-WCU	Jr	15	44	2.9
3. Kamdyn Curfman-VMI	Fr	18	51	2.8
4. Travis Eeve-VMI	Fr	18	48	2.7
5. Jordan Lyons-FUR	Sr	18	47	2.6
6. Fletcher Abee-CIT	Fr	15	39	2.6
7. Matt Ryan-UTC	Sr	17	44	2.6
8. Brandon Austin-SAM	Sr	17	43	2.5
9. Mason Faulkner-WCU	Jr	15	36	2.4
10. Storm Murphy-WOF	Jr	16	38	2.4
11. Nathan Hoover-WOF	Sr	17	40	2.4
12. Tray Boyd III-ETSU	Sr	18	42	2.3
13. Ethan Stair-MER	Sr	17	37	2.2
14. Patrick Good-ETSU	Jr	18	39	2.2
15. Onno Steger-WCU	Sr	15	31	2.1

BLOCKED SHOTS				
	Cl	G	No.	Avg/G
1. James Dickey-UNCG	Sr	18	35	1.9
2. Kyrin Galloway-UNCG	Sr	15	23	1.5
3. Chevez Goodwin-WOF	Jr	17	24	1.4
4. Lucas N'Guessan-ETSU	Sr	18	24	1.3
5. Robert Allen-SAM	So	17	20	1.2
6. Jalen Dupree-SAM	Sr	18	19	1.1
7. Brady Spence-CIT	Fr	13	13	1.0
8. Clay Mounce-FUR	Jr	18	17	0.9
Jake Stephens-VMI	So	18	17	0.9
10. Bo Hodges-ETSU	Jr	18	16	0.9
11. Messiah Jones-WOF	Fr	17	14	0.8
12. Maciej Bender-MER	Jr	17	13	0.8
13. Jalen Slawson-FUR	So	18	12	0.7
Noah Gurley-FUR	So	18	12	0.7
Xavier Cork-WCU	Fr	15	10	0.7

ASSIST/TURNOVER RATIO					
	Cl	G	Ast.	T/O	Ratio
1. Alex Hunter-FUR	Jr	18	62	19	3.3
2. Garrett Gilkeson-VMI	Sr	18	64	22	2.9
3. Isaiah Tisdale-ETSU	Sr	18	56	20	2.8
4. Tyson Batiste-CIT	Sr	15	95	43	2.2
5. Mason Faulkner-WCU	Jr	15	93	52	1.8
6. Josh Sharkey-SAM	Sr	15	128	84	1.5
7. Djordje Dimitrijevic-MER	Sr	16	53	45	1.2
8. Isaiah Miller-UNCG	Jr	18	57	49	1.2

2019-20 Southern Conference  
INDIVIDUAL BASKETBALL STATISTICS  
Through games of Jan 14, 2020 (All games)

OFFENSIVE REBOUNDS			
	Cl	G	No. Avg/G
1. Jeromy Rodriguez-ETSU	Sr	15	45 3.0
2. James Dickey-UNCG	Sr	18	52 2.9
3. Jalen Dupree-SAM	Sr	18	49 2.7
4. Chevez Goodwin-WOF	Jr	17	44 2.6
5. Ramon Vila-UTC	Jr	17	42 2.5
6. Carlos Dotson-WCU	Sr	15	36 2.4
7. Kaelon Harris-CIT	Sr	14	32 2.3
8. Tyler Creammer-VMI	Sr	18	40 2.2
9. Isaiah Miller-UNCG	Jr	18	39 2.2
10. Clay Mounce-FUR	Jr	18	38 2.1
11. Robert Allen-SAM	So	17	32 1.9
Maciej Bender-MER	Jr	17	32 1.9
13. Messiah Jones-WOF	Fr	17	31 1.8
14. Eddie Davis III-CIT	Sr	15	27 1.8
15. James Glisson III-MER	Fr	17	29 1.7

DEFENSIVE REBOUNDS			
	Cl	G	No. Avg/G
1. Ethan Stair-MER	Sr	17	119 7.0
2. Carlos Dotson-WCU	Sr	15	96 6.4
3. Kaelon Harris-CIT	Sr	14	83 5.9
4. James Dickey-UNCG	Sr	18	103 5.7
5. Mason Faulkner-WCU	Jr	15	78 5.2
6. Jeromy Rodriguez-ETSU	Sr	15	73 4.9
7. Jalen Dupree-SAM	Sr	18	82 4.6
Garrett Gilkeson-VMI	Sr	18	82 4.6
9. Robert Allen-SAM	So	17	76 4.5
10. Clay Mounce-FUR	Jr	18	79 4.4
11. Eddie Davis III-CIT	Sr	15	65 4.3
12. Rod Johnson-UTC	Jr	16	67 4.2
13. Nathan Hoover-WOF	Sr	17	69 4.1
14. Lucas N'Guessan-ETSU	Sr	18	71 3.9
15. Tyson Batiste-CIT	Sr	15	59 3.9

MINUTES PLAYED			
	Cl	G	No. Avg/G
1. Josh Sharkey-SAM	Sr	15	522 34.8
2. Ethan Stair-MER	Sr	17	587 34.5
3. Mason Faulkner-WCU	Jr	15	504 33.6
4. Djordje Dimitrijevic-MER	Sr	16	535 33.4
5. Nathan Hoover-WOF	Sr	17	568 33.4
6. Jordan Lyons-FUR	Sr	18	588 32.7
7. Matt Halvorsen-WCU	Jr	15	486 32.4
8. Brandon Austin-SAM	Sr	17	549 32.3
9. Robert Allen-SAM	So	17	545 32.1
10. Garrett Gilkeson-VMI	Sr	18	572 31.8

2019-20 Southern Conference  
Conference Team Highs  
Through games of Jan 14, 2020 (All games)

TEAM HIGHS (highest totals made by)

Points	129	The Citadel vs Piedmont (12/10/19)
	117	ETSU vs Mars Hill (12/29/19)
	113	Samford at Houston Baptist (12/07/19)
	112	Wofford vs North Greenville (12/13/19)
	109	UNC Greensboro vs Averett (11/11/19)
Margin	76 (96-20)	VMI vs Christendom (11/20/19)
	72 (106-34)	UNC Greensboro vs William Peace (12/28/19)
	69 (117-48)	ETSU vs Mars Hill (12/29/19)
	68 (108-40)	The Citadel vs Carver (12/07/19)
	66 (98-32)	VMI vs Goucher (11/26/19)
Field goals made	46	The Citadel vs Piedmont (12/10/19)
	44	ETSU vs Mars Hill (12/29/19)
	43	Western Carolina vs Piedmont (12/28/19)
	41	Samford vs UVa-Wise (11/13/19)
	41	Mercer vs Milligan (12/28/19)
Field goal attempts	80	The Citadel vs Piedmont (12/10/19)
	79	Samford at Morehead State (11/05/19)
	79	Mercer vs Milligan (12/28/19)
	79	ETSU vs Mars Hill (12/29/19)
	78	UNC Greensboro at Wofford (01/04/20)
Field goal percentage	.698 (37-53)	VMI vs Christendom (11/20/19)
	.661 (39-59)	Wofford vs North Greenville (12/13/19)
	.649 (37-57)	Samford at Houston Baptist (12/07/19)
	.644 (38-59)	Furman vs Columbia Int'l (11/22/19)
	.639 (39-61)	UNC Greensboro vs Averett (11/11/19)
3-Pt FG made	19	Wofford vs North Greenville (12/13/19)
	18	VMI vs Stetson (12/07/19)
	17	Furman at Elon (11/26/19)
	17	VMI vs Goucher (11/26/19)
	17	Chattanooga vs Samford (01/11/20)
3-Pt FG attempts	45	The Citadel at NC State (12/22/19)
	45	UNC Greensboro at Wofford (01/04/20)
	41	Furman at Alabama (11/19/19)
	41	The Citadel at Longwood (12/19/19)
	40	VMI vs Goucher (11/26/19)
3-Pt percentage	.619 (13-21)	Samford at Houston Baptist (12/07/19)
	.615 (16-26)	VMI vs Christendom (11/20/19)
	.600 (9-15)	The Citadel vs UNC Asheville (11/09/19)
	.600 (6-10)	Mercer at UNC Greensboro (01/01/20)
	.594 (19-32)	Wofford vs North Greenville (12/13/19)
Free throws made	28	ETSU vs Delaware State (11/23/19)
	26	Samford at Houston Baptist (12/07/19)
	26	ETSU at UNC Greensboro (01/08/20)
	26	Western Carolina vs Mercer (01/11/20)
	24	VMI vs UC Davis (11/17/19)
Free throw attempts	36	ETSU vs Delaware State (11/23/19)
	35	Western Carolina vs Mercer (01/11/20)
	34	Western Carolina at Jacksonville (11/21/19)
	33	ETSU at UNC Greensboro (01/08/20)
	32	Samford at Morehead State (11/05/19)
	32	Western Carolina vs Gardner-Webb (11/09/19)
	32	Samford at Houston Baptist (12/07/19)
	32	VMI vs Ferrum (12/11/19)
	32	ETSU vs Mars Hill (12/29/19)

Free throw percentage	1.000	(13-13)	Wofford vs William & Mary (11/12/19)
	1.000	(6-6)	VMI vs Christendom (11/20/19)
	1.000	(6-6)	Wofford at Samford (01/08/20)
	1.000	(5-5)	VMI vs Samford (01/04/20)
	.933	(14-15)	Mercer vs FGCU (11/15/19)
Rebounds	57		The Citadel vs Carver (12/07/19)
	56		ETSU vs Mars Hill (12/29/19)
	53		The Citadel vs Brevard (11/26/19)
	52		Samford vs Auburn Montgomery (12/03/19)
	50		Western Carolina vs Piedmont (12/28/19)
Assists	29		Chattanooga vs Tennessee Wesleyan (12/08/19)
	28		Chattanooga vs Samford (01/11/20)
	27		Wofford vs North Greenville (12/13/19)
	24		UNC Greensboro vs Averett (11/11/19)
	24		VMI vs UC Davis (11/17/19)
	24		The Citadel vs Carver (12/07/19)
	24		ETSU vs Mars Hill (12/29/19)
Steals	23		UNC Greensboro vs William Peace (12/28/19)
	20		ETSU vs Milligan (12/15/19)
	18		Samford vs Auburn Montgomery (12/03/19)
	17		VMI vs Goucher (11/26/19)
	17		Mercer vs Milligan (12/28/19)
	17		ETSU vs Mars Hill (12/29/19)
	17		UNC Greensboro vs Mercer (01/01/20)
Blocked shots	8		UNC Greensboro vs Averett (11/11/19)
	8		The Citadel vs Brevard (11/26/19)
	8		UNC Greensboro vs Kennesaw State (12/04/19)
	7		Samford at Morehead State (11/05/19)
	7		ETSU vs Newberry (11/06/19)
	7		ETSU at UT Martin (11/09/19)
	7		Wofford vs High Point (11/09/19)
	7		UNC Greensboro vs Appalachian State (11/18/19)
	7		ETSU vs Delaware State (11/23/19)
Turnovers	26		Samford vs Troy (11/23/19)
	24		Mercer at St. John's (11/06/19)
	24		Mercer at UNC Greensboro (01/01/20)
	22		The Citadel at Georgia (11/12/19)
	22		VMI at Virginia Tech (12/21/19)
	22		Western Carolina at Tennessee Tech (12/21/19)
Fouls	28		Mercer at St. John's (11/06/19)
	28		UNC Greensboro vs Kennesaw State (12/04/19)
	28		UNC Greensboro vs ETSU (01/08/20)
	27		Furman at Auburn (12/05/19)
	26		Western Carolina at Jacksonville (11/21/19)



2019-20 Southern Conference  
Conference Individual Highs  
Through games of Jan 14, 2020 (All games)

INDIVIDUAL PLAYER GAME HIGHS

Points	40		Jordan Lyons (Furman) at VMI (01/01/20)
	34		Djordje Dimitrijevic (Mercer) at Western Carolina (01/11/20)
	33		Jordan Lyons (Furman) at Alabama (11/19/19)
	32		Kaelon Harris (The Citadel) at Wofford (01/11/20)
	31		Mason Faulkner (Western Carolina) vs Chattanooga (12/03/19)
	31		Isaiah Miller (UNC Greensboro) vs Mercer (01/01/20)
Field goals made	13		Jeromy Rodriguez (ETSU) at The Citadel (12/04/19)
	13		Isaiah Miller (UNC Greensboro) vs Mercer (01/01/20)
	12		Isaiah Miller (UNC Greensboro) vs Kennesaw State (12/04/19)
	12		Isaiah Miller (UNC Greensboro) at Radford (12/07/19)
	12		Mike Bothwell (Furman) at Chattanooga (01/08/20)
Field goal attempts	25		Isaiah Miller (UNC Greensboro) vs Mercer (01/01/20)
	24		Josh Sharkey (Samford) at Morehead State (11/05/19)
	23		Isaiah Miller (UNC Greensboro) at Wofford (01/04/20)
	21		Greg Parham (VMI) at East Carolina (11/05/19)
	21		Isaiah Miller (UNC Greensboro) vs Montana State (11/16/19)
	21		Isaiah Miller (UNC Greensboro) vs Appalachian State (11/18/19)
	21		Jordan Lyons (Furman) at Alabama (11/19/19)
	21		Isaiah Miller (UNC Greensboro) vs Kennesaw State (12/04/19)
	21		Isaiah Miller (UNC Greensboro) at Radford (12/07/19)
	21		Kaiden Rice (The Citadel) at NC State (12/22/19)
Field goal percentage	1.000	(10-10)	Noah Gurley (Furman) vs Southern Wesleyan (11/15/19)
	.909	(10-11)	Carlos Dotson (Western Carolina) vs Chattanooga (12/03/19)
	.889	(8-9)	Kaleb Hunter (UNC Greensboro) vs Averett (11/11/19)
	.889	(8-9)	Ramon Vila (Chattanooga) vs Tennessee Wesleyan (12/08/19)
	.889	(8-9)	Messiah Jones (Wofford) vs North Greenville (12/13/19)
3-Pt FG made	10		Jordan Lyons (Furman) at VMI (01/01/20)
	8		Onno Steger (Western Carolina) at The Citadel (01/04/20)
	7		Patrick Good (ETSU) at UT Martin (11/09/19)
	7		Deandre Thomas (Samford) vs Troy (11/23/19)
	7		Isaiah Bigelow (Wofford) vs North Greenville (12/13/19)
3-Pt FG attempts	16		Jordan Lyons (Furman) at Alabama (11/19/19)
	15		Kaiden Rice (The Citadel) at NC State (12/22/19)
	14		Kaiden Rice (The Citadel) at Longwood (12/19/19)
	13		Angelo Allegri (UNC Greensboro) at Wofford (01/04/20)
	12		Mason Faulkner (Western Carolina) at Georgia (11/05/19)
	12		Matt Ryan (Chattanooga) at Troy (11/12/19)
	12		Kaiden Rice (The Citadel) at Marist (11/23/19)
	12		Fletcher Abee (The Citadel) vs Carver (12/07/19)
	12		Matt Ryan (Chattanooga) vs Troy (12/15/19)
	12		Travis Eevee (VMI) at Virginia Tech (12/21/19)
	12		Nathan Hoover (Wofford) at Kennesaw State (12/22/19)
	12		Jordan Lyons (Furman) at VMI (01/01/20)
	12		Onno Steger (Western Carolina) at The Citadel (01/04/20)
3-Pt percentage	1.000	(5-5)	Stefan Kenic (Chattanooga) vs Samford (01/11/20)
	.875	(7-8)	Isaiah Bigelow (Wofford) vs North Greenville (12/13/19)
	.857	(6-7)	Matt Ryan (Chattanooga) vs Samford (01/11/20)
	.833	(10-12)	Jordan Lyons (Furman) at VMI (01/01/20)
	.833	(5-6)	Clay Mounce (Furman) vs Loyola Chicago (11/08/19)
	.833	(5-6)	Fletcher Abee (The Citadel) vs UNC Asheville (11/09/19)
	.833	(5-6)	David Jean-Baptiste (Chattanooga) vs South Alabama (11/15/19)
	.833	(5-6)	Daivien Williamson (ETSU) at Little Rock (11/30/19)
	.833	(5-6)	Kamdyn Curfman (VMI) at Virginia Tech (12/21/19)
	.833	(5-6)	Matt Halvorsen (Western Carolina) vs Piedmont (12/28/19)
Free throws made	13		Jordan Lyons (Furman) at Alabama (11/19/19)

	13	Kaelon Harris (The Citadel) at Longwood (12/19/19)
	12	Mason Faulkner (Western Carolina) vs Chattanooga (12/03/19)
	12	Djordje Dimitrijevic (Mercer) at Western Carolina (01/11/20)
	11	Mason Faulkner (Western Carolina) at Stetson (11/24/19)
	11	Josh Sharkey (Samford) vs Auburn Montgomery (12/03/19)
Free throw attempts	16	Mason Faulkner (Western Carolina) vs Chattanooga (12/03/19)
	15	Noah Gurley (Furman) vs UNC Greensboro (01/11/20)
	14	Kaelon Harris (The Citadel) at Longwood (12/19/19)
	14	Djordje Dimitrijevic (Mercer) at Western Carolina (01/11/20)
	13	Jordan Lyons (Furman) at Alabama (11/19/19)
	13	Josh Sharkey (Samford) vs Auburn Montgomery (12/03/19)
	13	Jordan Lyons (Furman) vs Winthrop (12/14/19)
Free throw percentage	1.000 (13-13)	Jordan Lyons (Furman) at Alabama (11/19/19)
	1.000 (9-9)	Garrett Gilkeson (VMI) vs Western Carolina (01/08/20)
	1.000 (9-9)	Nathan Hoover (Wofford) vs The Citadel (01/11/20)
	1.000 (8-8)	Lucas N'Guessan (ETSU) vs Southern Utah (11/24/19)
	1.000 (8-8)	Jalen Dupree (Samford) at Houston Baptist (12/07/19)
	1.000 (8-8)	Jordan Lyons (Furman) at VMI (01/01/20)
Rebounds	17	Tyler Creammer (VMI) vs UC Davis (11/17/19)
	16	Jeromy Rodriguez (ETSU) at The Citadel (12/04/19)
	16	Ethan Stair (Mercer) at UNCW (12/16/19)
	15	Carlos Dotson (Western Carolina) at Georgia (11/05/19)
	14	Vonnie Patterson (ETSU) vs Appalachian State (11/26/19)
	14	Eddie Davis III (The Citadel) vs Carver (12/07/19)
	14	Jalen Dupree (Samford) vs Wofford (01/08/20)
Assists	15	Josh Sharkey (Samford) at Houston Baptist (12/07/19)
	15	Josh Sharkey (Samford) vs Alabama (12/18/19)
	14	Josh Sharkey (Samford) vs Troy (11/23/19)
	11	Tyson Batiste (The Citadel) at Southeast Missouri (11/19/19)
	10	Josh Sharkey (Samford) vs Kentucky Wesleyan (11/07/19)
	10	Mason Faulkner (Western Carolina) vs North Carolina A&T (11/12/19)
	10	Djordje Dimitrijevic (Mercer) vs Furman (12/20/19)
	10	Josh Sharkey (Samford) at VMI (01/04/20)
Steals	9	Isaiah Miller (UNC Greensboro) vs Mercer (01/01/20)
	8	Tray Boyd III (ETSU) vs Mars Hill (12/29/19)
	7	Mohammed Abdulsalam (UNC Greensboro) at Georgetown (11/30/19)
	7	Josh Sharkey (Samford) vs Auburn Montgomery (12/03/19)
	6	Keyshaun Langley (UNC Greensboro) vs Averett (11/11/19)
	6	Djordje Dimitrijevic (Mercer) at Georgia Southern (11/19/19)
	6	Tray Boyd III (ETSU) vs Delaware State (11/23/19)
	6	Josh Sharkey (Samford) at South Dakota State (11/27/19)
	6	Josh Sharkey (Samford) at Hawaii (12/15/19)
	6	Isaiah Miller (UNC Greensboro) at Furman (01/11/20)
Blocked shots	4	Chevez Goodwin (Wofford) vs High Point (11/09/19)
	4	James Dickey (UNC Greensboro) vs Appalachian State (11/18/19)
	4	Logan Dye (Samford) vs Manhattan (11/19/19)
	4	Onno Steger (Western Carolina) at Jacksonville (11/21/19)
	4	James Dickey (UNC Greensboro) vs Kennesaw State (12/04/19)
	4	Maciej Bender (Mercer) vs Furman (12/20/19)
	4	James Dickey (UNC Greensboro) vs Northern Kentucky (12/21/19)
	4	Jake Stephens (VMI) at USC Upstate (12/29/19)
	4	Chevez Goodwin (Wofford) vs The Citadel (01/11/20)
Turnovers	8	Josh Sharkey (Samford) at South Dakota State (11/27/19)
	8	Josh Sharkey (Samford) at Georgetown (12/21/19)
	8	Josh Sharkey (Samford) vs The Citadel (01/01/20)
	7	Chevez Goodwin (Wofford) vs Erskine (11/05/19)
	7	J.P. Robinson (Samford) at Belmont (11/11/19)
	7	Mason Faulkner (Western Carolina) vs North Carolina A&T (11/12/19)

7	Tyson Batiste (The Citadel) at Southeast Missouri (11/19/19)
7	Noah Gurley (Furman) vs Winthrop (12/14/19)
7	Josh Sharkey (Samford) vs Alabama (12/18/19)
7	Travis Eevee (VMI) at Virginia Tech (12/21/19)
7	Mason Faulkner (Western Carolina) at VMI (01/08/20)

2019-20 Southern Conference  
CONFERENCE BASKETBALL STATISTICS  
Through games of Jan 14, 2020 (Conference games only)

SCORING OFFENSE	G	W-L	Pts	Avg/G
1. Western Carolina	4	4-0	349	87.2
2. Chattanooga	4	2-2	318	79.5
3. The Citadel	4	0-4	305	76.2
4. UNC Greensboro	5	3-2	381	76.2
5. Furman	5	4-1	364	72.8
6. Wofford	4	3-1	286	71.5
7. VMI	5	0-5	351	70.2
8. Samford	4	2-2	276	69.0
9. ETSU	5	4-1	326	65.2
10. Mercer	4	0-4	257	64.2

SCORING DEFENSE	G	Pts	Avg/G
1. ETSU	5	309	61.8
2. Wofford	4	274	68.5
3. Furman	5	343	68.6
4. Mercer	4	285	71.2
5. Chattanooga	4	288	72.0
6. UNC Greensboro	5	361	72.2
7. Western Carolina	4	315	78.8
Samford	4	315	78.8
9. VMI	5	399	79.8
10. The Citadel	4	324	81.0

SCORING MARGIN	G	Offense	Defense	Margin
1. Western Carolina	4	87.2	78.8	+8.5
2. Chattanooga	4	79.5	72.0	+7.5
3. Furman	5	72.8	68.6	+4.2
4. UNC Greensboro	5	76.2	72.2	+4.0
5. ETSU	5	65.2	61.8	+3.4
6. Wofford	4	71.5	68.5	+3.0
7. The Citadel	4	76.2	81.0	-4.8
8. Mercer	4	64.2	71.2	-7.0
9. VMI	5	70.2	79.8	-9.6
10. Samford	4	69.0	78.8	-9.8

FREE THROW PCT	G	FTM	FTA	Pct.
1. VMI	5	57	68	.838
2. Mercer	4	41	51	.804
3. Western Carolina	4	82	113	.726
4. Samford	4	55	76	.724
5. Wofford	4	52	73	.712
6. ETSU	5	72	106	.679
7. UNC Greensboro	5	70	104	.673
8. Furman	5	52	79	.658
9. Chattanooga	4	41	64	.641
10. The Citadel	4	45	73	.616

FIELD GOAL PERCENTAGE	G	FGM	FGA	Pct.
1. Chattanooga	4	119	241	.494
2. Furman	5	133	270	.493
3. Western Carolina	4	112	232	.483
4. Mercer	4	98	216	.454
5. Wofford	4	100	224	.446
6. UNC Greensboro	5	136	312	.436
7. The Citadel	4	111	258	.430
8. ETSU	5	113	270	.419
9. Samford	4	101	242	.417
10. VMI	5	123	302	.407

FIELD GOAL PCT DEFENSE	G	FGM	FGA	Pct.
1. Wofford	4	93	245	.380
2. Mercer	4	98	230	.426
3. ETSU	5	114	267	.427
4. Western Carolina	4	117	270	.433
5. Samford	4	117	260	.450
6. Chattanooga	4	108	232	.466
7. VMI	5	131	281	.466
8. Furman	5	133	285	.467
9. UNC Greensboro	5	120	255	.471
10. The Citadel	4	115	242	.475

3-POINT FG PCT	G	3FGM	3FGA	Pct.
1. Western Carolina	4	43	99	.434
2. Chattanooga	4	39	99	.394
3. Furman	5	46	121	.380
4. VMI	5	48	135	.356
5. Wofford	4	34	102	.333
6. UNC Greensboro	5	39	123	.317
7. The Citadel	4	38	120	.317
8. Mercer	4	20	68	.294
9. ETSU	5	28	107	.262
10. Samford	4	19	77	.247

3-POINT FG PCT DEFENSE	G	3FGM	3FGA	Pct.
1. Western Carolina	4	27	100	.270
2. Wofford	4	35	127	.276
3. Furman	5	35	112	.313
4. ETSU	5	31	98	.316
5. Chattanooga	4	25	77	.325
6. The Citadel	4	34	102	.333
7. Mercer	4	31	89	.348
8. VMI	5	42	112	.375
9. UNC Greensboro	5	42	105	.400
10. Samford	4	52	129	.403

REBOUNDING OFFENSE	G	Rebounds	Avg/G
1. Western Carolina	4	163	40.8
2. Samford	4	148	37.0
3. ETSU	5	177	35.4
4. VMI	5	175	35.0
5. Wofford	4	138	34.5
6. UNC Greensboro	5	168	33.6
7. Chattanooga	4	132	33.0
Mercer	4	132	33.0
9. The Citadel	4	130	32.5
10. Furman	5	158	31.6

REBOUNDING DEFENSE	G	Rebounds	Avg/G
1. Furman	5	156	31.2
2. ETSU	5	159	31.8
3. Mercer	4	131	32.8
4. UNC Greensboro	5	164	32.8
5. Chattanooga	4	134	33.5
Western Carolina	4	134	33.5
7. Wofford	4	143	35.8
8. VMI	5	182	36.4
9. Samford	4	155	38.8
10. The Citadel	4	163	40.8

2019-20 Southern Conference  
CONFERENCE BASKETBALL STATISTICS  
Through games of Jan 14, 2020 (Conference games only)

REBOUNDING MARGIN	G	Team	Avg.	Opp.	Avg.	Margin
1.	Western Carolina	4	163	40.8	134	33.5 +7.2
2.	ETSU	5	177	35.4	159	31.8 +3.6
3.	UNC Greensboro	5	168	33.6	164	32.8 +0.8
4.	Furman	5	158	31.6	156	31.2 +0.4
5.	Mercer	4	132	33.0	131	32.8 +0.2
6.	Chattanooga	4	132	33.0	134	33.5 -0.5
7.	Wofford	4	138	34.5	143	35.8 -1.2
8.	VMI	5	175	35.0	182	36.4 -1.4
9.	Samford	4	148	37.0	155	38.8 -1.8
10.	The Citadel	4	130	32.5	163	40.8 -8.2

BLOCKED SHOTS	G	No.	Avg/G
1.	ETSU	5	19 3.8
2.	Samford	4	15 3.8
3.	UNC Greensboro	5	16 3.2
4.	Mercer	4	12 3.0
	Wofford	4	12 3.0
6.	Furman	5	13 2.6
7.	The Citadel	4	10 2.5
8.	Chattanooga	4	8 2.0
9.	Western Carolina	4	6 1.5
10.	VMI	5	7 1.4

ASSISTS	G	No.	Avg/G
1.	VMI	5	83 16.6
2.	Chattanooga	4	64 16.0
3.	Western Carolina	4	61 15.3
4.	The Citadel	4	55 13.8
5.	Furman	5	68 13.6
6.	UNC Greensboro	5	58 11.6
7.	Wofford	4	40 10.0
8.	ETSU	5	49 9.8
9.	Mercer	4	37 9.3
	Samford	4	37 9.3

STEALS	G	No.	Avg/G
1.	UNC Greensboro	5	58 11.6
2.	ETSU	5	41 8.2
3.	The Citadel	4	27 6.8
4.	Furman	5	32 6.4
5.	Samford	4	25 6.3
6.	Wofford	4	24 6.0
7.	Mercer	4	23 5.8
8.	VMI	5	28 5.6
9.	Chattanooga	4	16 4.0
	Western Carolina	4	16 4.0

TURNOVER MARGIN	G	Team	Avg.	Opp.	Avg.	Margin
1.	UNC Greensboro	5	59	11.8	91	18.2 +6.4
2.	Chattanooga	4	38	9.5	46	11.5 +2.0
3.	The Citadel	4	50	12.5	56	14.0 +1.5
4.	ETSU	5	69	13.8	74	14.8 +1.0
5.	Samford	4	56	14.0	58	14.5 +0.5
6.	Wofford	4	57	14.3	55	13.8 -0.5
7.	Furman	5	68	13.6	63	12.6 -1.0
8.	VMI	5	70	14.0	57	11.4 -2.6
9.	Mercer	4	59	14.8	43	10.8 -4.0
10.	Western Carolina	4	56	14.0	39	9.8 -4.2

ASSIST/TURNOVER RATIO	G	Ast.	Avg.	T/O	Avg.	Ratio
1.	Chattanooga	4	64	16.0	38	9.5 1.7
2.	VMI	5	83	16.6	70	14.0 1.2
3.	The Citadel	4	55	13.8	50	12.5 1.1
4.	Western Carolina	4	61	15.3	56	14.0 1.1
5.	Furman	5	68	13.6	68	13.6 1.0
6.	UNC Greensboro	5	58	11.6	59	11.8 1.0
7.	ETSU	5	49	9.8	69	13.8 0.7
8.	Wofford	4	40	10.0	57	14.3 0.7
9.	Samford	4	37	9.3	56	14.0 0.7
10.	Mercer	4	37	9.3	59	14.8 0.6

OFFENSIVE REBOUNDS	G	No.	Avg/G
1.	ETSU	5	58 11.6
2.	Samford	4	46 11.5
3.	Western Carolina	4	45 11.3
4.	UNC Greensboro	5	56 11.2
5.	VMI	5	53 10.6
6.	The Citadel	4	37 9.3
7.	Chattanooga	4	34 8.5
8.	Wofford	4	33 8.3
9.	Furman	5	38 7.6
10.	Mercer	4	27 6.8

DEFENSIVE REBOUNDS	G	No.	Avg/G
1.	Western Carolina	4	118 29.5
2.	Wofford	4	105 26.3
	Mercer	4	105 26.3
4.	Samford	4	102 25.5
5.	Chattanooga	4	98 24.5
6.	VMI	5	122 24.4
7.	Furman	5	120 24.0
8.	ETSU	5	119 23.8
9.	The Citadel	4	93 23.3
10.	UNC Greensboro	5	112 22.4

DEFENSIVE REB PCT.	G	D-Reb	Opp. OR	D-Reb%
1.	UNC Greensboro	5	112	36 .757
2.	Chattanooga	4	98	34 .742
3.	Furman	5	120	42 .741
4.	ETSU	5	119	45 .726
5.	Mercer	4	105	40 .724
6.	Western Carolina	4	118	45 .724
7.	VMI	5	122	49 .713
8.	Wofford	4	105	46 .695
9.	The Citadel	4	93	42 .689
10.	Samford	4	102	48 .680

OFFENSIVE REB PCT.	G	O-Reb	Opp. DR	O-Reb%
1.	ETSU	5	58	114 .337
2.	Western Carolina	4	45	89 .336
3.	UNC Greensboro	5	56	128 .304
4.	Samford	4	46	107 .301
5.	VMI	5	53	133 .285
6.	Wofford	4	33	97 .254
7.	Chattanooga	4	34	100 .254
8.	Furman	5	38	114 .250
9.	The Citadel	4	37	121 .234
10.	Mercer	4	27	91 .229

2019-20 Southern Conference  
CONFERENCE BASKETBALL STATISTICS  
Through games of Jan 14, 2020 (Conference games only)

3-POINT FG MADE	G	No.	Avg/G
1. Western Carolina	4	43	10.8
2. Chattanooga	4	39	9.8
3. VMI	5	48	9.6
4. The Citadel	4	38	9.5
5. Furman	5	46	9.2
6. Wofford	4	34	8.5
7. UNC Greensboro	5	39	7.8
8. ETSU	5	28	5.6
9. Mercer	4	20	5.0
10. Samford	4	19	4.8

2019-20 Southern Conference  
CONFERENCE BASKETBALL STATISTICS  
Through games of Jan 14, 2020 (Conference games only)

Team	Conference	Pct.	PF	PA	Overall	Pct.	PF	PA	Current unbeaten streak
Western Carolina	4-0	1.000	87.2	78.8	4-0	1.000	87.2	78.8	Western Carolina -- 4
Furman	4-1	.800	72.8	68.6	4-1	.800	72.8	68.6	Wofford -- 3
ETSU	4-1	.800	65.2	61.8	4-1	.800	65.2	61.8	ETSU -- 2
Wofford	3-1	.750	71.5	68.5	3-1	.750	71.5	68.5	UNC Greensboro -- 1
UNC Greensboro	3-2	.600	76.2	72.2	3-2	.600	76.2	72.2	Chattanooga -- 1
Chattanooga	2-2	.500	79.5	72.0	2-2	.500	79.5	72.0	
Samford	2-2	.500	69.0	78.8	2-2	.500	69.0	78.8	
The Citadel	0-4	.000	76.2	81.0	0-4	.000	76.2	81.0	
Mercer	0-4	.000	64.2	71.2	0-4	.000	64.2	71.2	
VMI	0-5	.000	70.2	79.8	0-5	.000	70.2	79.8	

TEAM SUMMARIES	G	PF-PA	Avg score	Margin	FG-FGA	Pct.	3FG-FGA	Pct.	FT-FTA	Pct.	RebF	RebA	Margin
Chattanooga	4	318-288	79.5-72.0	+7.5	119-241	.494	39-99	.394	41-64	.641	132	134	-0.5
ETSU	5	326-309	65.2-61.8	+3.4	113-270	.419	28-107	.262	72-106	.679	177	159	+3.6
Furman	5	364-343	72.8-68.6	+4.2	133-270	.493	46-121	.380	52-79	.658	158	156	+0.4
Mercer	4	257-285	64.2-71.2	-7.0	98-216	.454	20-68	.294	41-51	.804	132	131	+0.2
Samford	4	276-315	69.0-78.8	-9.7	101-242	.417	19-77	.247	55-76	.724	148	155	-1.8
The Citadel	4	305-324	76.2-81.0	-4.7	111-258	.430	38-120	.317	45-73	.616	130	163	-8.2
UNC Greensboro	5	381-361	76.2-72.2	+4.0	136-312	.436	39-123	.317	70-104	.673	168	164	+0.8
VMI	5	351-399	70.2-79.8	-9.6	123-302	.407	48-135	.356	57-68	.838	175	182	-1.4
Western Carolina	4	349-315	87.2-78.8	+8.5	112-232	.483	43-99	.434	82-113	.726	163	134	+7.2
Wofford	4	286-274	71.5-68.5	+3.0	100-224	.446	34-102	.333	52-73	.712	138	143	-1.2

ATTENDANCE	Home	Average	Away	Average	Neutral	Average	Total	Average
Chattanooga	2-5687	2844	2-5347	2674	0-0	0	4-11034	2758
ETSU	2-10004	5002	3-5975	1992	0-0	0	5-15979	3196
Furman	2-6960	3480	3-6937	2312	0-0	0	5-13897	2779
Mercer	2-6498	3249	2-4670	2335	0-0	0	4-11168	2792
Samford	2-836	418	2-3658	1829	0-0	0	4-4494	1124
The Citadel	2-1685	842	2-2458	1229	0-0	0	4-4143	1036
UNC Greensboro	3-8150	2717	2-6872	3436	0-0	0	5-15022	3004
VMI	3-2381	794	2-7474	3737	0-0	0	5-9855	1971
Western Carolina	2-4317	2158	2-1701	850	0-0	0	4-6018	1504
Wofford	2-4379	2190	2-5805	2902	0-0	0	4-10184	2546
Totals	22-50897	2314	22-50897	2314	0-0	0	44-101794	2314

2019-20 Southern Conference  
INDIVIDUAL BASKETBALL STATISTICS  
Through games of Jan 14, 2020 (Conference games only)

To be ranked, a player must appear in at least 75.0% of their team's games.

SCORING								REBOUNDING							
	Cl	G	FG	3FG	FT	Pts	Avg/G		Cl	G	Off	Def	Total	Avg/G	
1. Isaiah Miller-UNCG	Jr	5	49	5	21	124	24.8	1. Carlos Dotson-WCU	Sr	4	8	30	38	9.5	
2. Mason Faulkner-WCU	Jr	4	22	10	34	88	22.0	2. James Dickey-UNCG	Sr	5	14	32	46	9.2	
Josh Sharkey-SAM	Sr	4	33	4	18	88	22.0	3. Jalen Dupree-SAM	Sr	4	13	22	35	8.8	
4. Jordan Lyons-FUR	Sr	5	32	20	20	104	20.8	4. Kaelon Harris-CIT	Sr	3	8	17	25	8.3	
5. Djordje Dimitrijevic-MER	Sr	4	27	6	18	78	19.5	5. Maciej Bender-MER	Jr	4	11	22	33	8.3	
6. Kaelon Harris-CIT	Sr	3	20	3	15	58	19.3	6. Mason Faulkner-WCU	Jr	4	7	22	29	7.3	
7. Matt Ryan-UTC	Sr	4	26	11	5	68	17.0	Chevez Goodwin-WOF	Jr	4	10	19	29	7.3	
8. Kaiden Rice-CIT	Jr	4	24	10	8	66	16.5	8. Garrett Gilkeson-VMI	Sr	5	8	27	35	7.0	
9. Carlos Dotson-WCU	Sr	4	27	0	9	63	15.8	Lucas N'Guessan-ETSU	Sr	5	9	26	35	7.0	
10. Garrett Gilkeson-VMI	Sr	5	24	12	15	75	15.0	10. Robert Allen-SAM	So	4	3	23	26	6.5	
David Jean-Baptiste-UTC	Jr	4	22	9	7	60	15.0	11. Noah Gurley-FUR	So	5	7	25	32	6.4	
Nathan Hoover-WOF	Sr	4	18	10	14	60	15.0	12. Onno Steger-WCU	Sr	4	10	15	25	6.3	
13. Onno Steger-WCU	Sr	4	17	12	9	55	13.8	13. Clay Mounce-FUR	Jr	5	13	17	30	6.0	
14. Robert Allen-SAM	So	4	20	4	6	50	12.5	14. Tyler Creamer-VMI	Sr	5	10	18	28	5.6	
15. Travis Evey-VMI	Fr	5	21	9	11	62	12.4	15. Rod Johnson-UTC	Jr	3	3	13	16	5.3	
16. Chevez Goodwin-WOF	Jr	4	23	0	3	49	12.3	Bo Hodges-ETSU	Jr	5	4	21	25	5.0	
Stefan Kenic-UTC	Jr	4	16	9	8	49	12.3	Matt Ryan-UTC	Sr	4	3	17	20	5.0	
18. Matt Halvorsen-WCU	Jr	4	11	11	15	48	12.0	Ramon Vila-UTC	Jr	4	12	8	20	5.0	
19. Clay Mounce-FUR	Jr	5	21	7	10	59	11.8	Eddie Davis III-CIT	Sr	4	5	15	20	5.0	
Noah Gurley-FUR	So	5	23	1	12	59	11.8	Ethan Stair-MER	Sr	4	2	18	20	5.0	
21. Ramon Vila-UTC	Jr	4	21	0	5	47	11.8								
22. Tray Boyd III-ETSU	Sr	5	20	12	5	57	11.4								
23. Mike Bothwell-FUR	So	5	23	8	0	54	10.8								
24. Fletcher Abee-CIT	Fr	4	14	9	6	43	10.8								
25. Tyson Batiste-CIT	Sr	4	17	4	3	41	10.3								
Maciej Bender-MER	Jr	4	19	0	3	41	10.3								
27. Brandon Austin-SAM	Sr	3	11	5	3	30	10.0								
28. Ethan Stair-MER	Sr	4	15	3	4	37	9.3								
29. Angelo Allegri-UNCG	So	5	15	9	7	46	9.2								
30. Patrick Good-ETSU	Jr	5	12	9	12	45	9.0								
Storm Murphy-WOF	Jr	4	15	6	0	36	9.0								

FIELD GOAL PCT						ASSISTS				
	Cl	G	FGM	FGA	Pct.		Cl	G	No.	Avg/G
1. Carlos Dotson-WCU	Sr	4	27	37	.730	1. Tyson Batiste-CIT	Sr	4	26	6.5
2. Stefan Kenic-UTC	Jr	4	16	22	.727	2. Josh Sharkey-SAM	Sr	4	24	6.0
3. Chevez Goodwin-WOF	Jr	4	23	32	.719	3. Mason Faulkner-WCU	Jr	4	23	5.8
4. Mohammed Abdulsalam-UNCG	So	5	15	25	.600	4. Isaiah Tisdale-ETSU	Sr	5	21	4.2
5. Mike Bothwell-FUR	So	5	23	39	.590	5. Garrett Gilkeson-VMI	Sr	5	20	4.0
6. Ramon Vila-UTC	Jr	4	21	36	.583	6. Greg Parham-VMI	Jr	5	19	3.8
7. Rod Johnson-UTC	Jr	3	9	16	.563	7. David Jean-Baptiste-UTC	Jr	4	14	3.5
8. James Dickey-UNCG	Sr	5	15	27	.556	8. Isaiah Miller-UNCG	Jr	5	17	3.4
9. Tyson Batiste-CIT	Sr	4	17	31	.548	9. Djordje Dimitrijevic-MER	Sr	4	13	3.3
10. Josh Sharkey-SAM	Sr	4	33	61	.541	Maurice Commander-UTC	So	4	13	3.3
11. Clay Mounce-FUR	Jr	5	21	40	.525	11. Alex Hunter-FUR	Jr	5	16	3.2
12. Jalen Dupree-SAM	Sr	4	14	27	.519	Noah Gurley-FUR	So	5	16	3.2
13. Maciej Bender-MER	Jr	4	19	37	.514	13. Storm Murphy-WOF	Jr	4	12	3.0
14. Noah Gurley-FUR	So	5	23	45	.511	14. Travis Evey-VMI	Fr	5	13	2.6
15. Jordan Lyons-FUR	Sr	5	32	63	.508	James Dickey-UNCG	Sr	5	13	2.6



2019-20 Southern Conference  
INDIVIDUAL BASKETBALL STATISTICS  
Through games of Jan 14, 2020 (Conference games only)

FREE THROW PCT					
	Cl	G	FTM	FTA	Pct.
1. Garrett Gilkeson-VMI	Sr	5	15	16	.938
Matt Halvorsen-WCU	Jr	4	15	16	.938
3. Nathan Hoover-WOF	Sr	4	14	15	.933
4. Travis Evey-VMI	Fr	5	11	12	.917
5. Jordan Lyons-FUR	Sr	5	20	23	.870
6. Djordje Dimitrijevic-MER	Sr	4	18	21	.857
7. Malik Massey-UNCG	Sr	5	15	18	.833
Isaiah Bigelow-WOF	Fr	4	10	12	.833
Clay Mounce-FUR	Jr	5	10	12	.833
10. Deandre Thomas-SAM	So	4	13	16	.813
11. Patrick Good-ETSU	Jr	5	12	15	.800
12. Josh Sharkey-SAM	Sr	4	18	24	.750
Onno Steger-WCU	Sr	4	9	12	.750
Messiah Jones-WOF	Fr	4	9	12	.750
15. Mason Faulkner-WCU	Jr	4	34	46	.739

STEALS				
	Cl	G	No.	Avg/G
1. Isaiah Miller-UNCG	Jr	5	22	4.4
2. Josh Sharkey-SAM	Sr	4	9	2.3
3. Malik Massey-UNCG	Sr	5	11	2.2
4. Patrick Good-ETSU	Jr	5	10	2.0
5. Tyson Batiste-CIT	Sr	4	7	1.8
6. David Jean-Baptiste-UTC	Jr	4	6	1.5
Mason Faulkner-WCU	Jr	4	6	1.5
Deandre Thomas-SAM	So	4	6	1.5
Djordje Dimitrijevic-MER	Sr	4	6	1.5
10. Alex Hunter-FUR	Jr	5	7	1.4
Jordan Lyons-FUR	Sr	5	7	1.4
Keyshaun Langley-UNCG	Fr	5	7	1.4
Bo Hodges-ETSU	Jr	5	7	1.4
Isaiah Tisdale-ETSU	Sr	5	7	1.4
15. Fletcher Abee-CIT	Fr	4	5	1.3
Daniel Love-MER	So	4	5	1.3

3-POINT FG PCT					
	Cl	G	3FG	FGA	Pct.
1. Stefan Kenic-UTC	Jr	4	9	12	.750
2. Matt Halvorsen-WCU	Jr	4	11	20	.550
3. Onno Steger-WCU	Sr	4	12	22	.545
4. Jordan Lyons-FUR	Sr	5	20	40	.500
Mike Bothwell-FUR	So	5	8	16	.500
6. Garrett Gilkeson-VMI	Sr	5	12	25	.480
7. David Jean-Baptiste-UTC	Jr	4	9	19	.474
8. Isaiah Bigelow-WOF	Fr	4	7	15	.467
9. Clay Mounce-FUR	Jr	5	7	17	.412
10. Keyshaun Langley-UNCG	Fr	5	6	15	.400
Tyson Batiste-CIT	Sr	4	4	10	.400
Maurice Commander-UTC	So	4	4	10	.400
13. Matt Ryan-UTC	Sr	4	11	28	.393
14. Fletcher Abee-CIT	Fr	4	9	24	.375
Tray Hollowell-WOF	Jr	4	6	16	.375

3-POINT FG MADE				
	Cl	G	3FG	Avg/G
1. Jordan Lyons-FUR	Sr	5	20	4.0
2. Onno Steger-WCU	Sr	4	12	3.0
3. Matt Ryan-UTC	Sr	4	11	2.8
Matt Halvorsen-WCU	Jr	4	11	2.8
5. Mason Faulkner-WCU	Jr	4	10	2.5
Nathan Hoover-WOF	Sr	4	10	2.5
Kaiden Rice-CIT	Jr	4	10	2.5
8. Tray Boyd III-ETSU	Sr	5	12	2.4
Garrett Gilkeson-VMI	Sr	5	12	2.4
10. David Jean-Baptiste-UTC	Jr	4	9	2.3
Fletcher Abee-CIT	Fr	4	9	2.3
Stefan Kenic-UTC	Jr	4	9	2.3
13. Travis Evey-VMI	Fr	5	9	1.8
Angelo Allegri-UNCG	So	5	9	1.8
Patrick Good-ETSU	Jr	5	9	1.8

BLOCKED SHOTS				
	Cl	G	No.	Avg/G
1. James Dickey-UNCG	Sr	5	9	1.8
2. Maciej Bender-MER	Jr	4	7	1.8
3. Lucas N'Guessan-ETSU	Sr	5	8	1.6
4. Robert Allen-SAM	So	4	6	1.5
5. Messiah Jones-WOF	Fr	4	5	1.3
Chevez Goodwin-WOF	Jr	4	5	1.3
7. Jalen Slawson-FUR	So	5	5	1.0
Clay Mounce-FUR	Jr	5	5	1.0
Jalen Dupree-SAM	Sr	4	4	1.0
Eddie Davis III-CIT	Sr	4	4	1.0
Brady Spence-CIT	Fr	4	4	1.0
12. Tray Boyd III-ETSU	Sr	5	4	0.8
13. Logan Dye-SAM	So	4	3	0.8
14. Justin Brown-UTC	So	3	2	0.7
15. Will Miller-VMI	Sr	5	3	0.6

ASSIST/TURNOVER RATIO					
	Cl	G	Ast.	T/O	Ratio
1. Isaiah Tisdale-ETSU	Sr	5	21	6	3.5
2. Greg Parham-VMI	Jr	5	19	8	2.4
3. David Jean-Baptiste-UTC	Jr	4	14	6	2.3
4. Garrett Gilkeson-VMI	Sr	5	20	9	2.2
5. Tyson Batiste-CIT	Sr	4	26	12	2.2
Maurice Commander-UTC	So	4	13	6	2.2
7. Mason Faulkner-WCU	Jr	4	23	13	1.8
8. Storm Murphy-WOF	Jr	4	12	7	1.7
9. Alex Hunter-FUR	Jr	5	16	11	1.5
10. Isaiah Miller-UNCG	Jr	5	17	12	1.4
11. Josh Sharkey-SAM	Sr	4	24	22	1.1
12. Noah Gurley-FUR	So	5	16	15	1.1
13. Djordje Dimitrijevic-MER	Sr	4	13	13	1.0

2019-20 Southern Conference  
INDIVIDUAL BASKETBALL STATISTICS  
Through games of Jan 14, 2020 (Conference games only)

OFFENSIVE REBOUNDS	Cl	G	No.	Avg/G
1. Jalen Dupree-SAM	Sr	4	13	3.3
2. Ramon Vila-UTC	Jr	4	12	3.0
3. James Dickey-UNCG	Sr	5	14	2.8
4. Maciej Bender-MER	Jr	4	11	2.8
5. Kaelon Harris-CIT	Sr	3	8	2.7
6. Clay Mounce-FUR	Jr	5	13	2.6
7. Chevez Goodwin-WOF	Jr	4	10	2.5
Onno Steger-WCU	Sr	4	10	2.5
9. Isaiah Miller-UNCG	Jr	5	12	2.4
10. Tyler Creamer-VMI	Sr	5	10	2.0
Vonnie Patterson-ETSU	Jr	5	10	2.0
Carlos Dotson-WCU	Sr	4	8	2.0
Messiah Jones-WOF	Fr	4	8	2.0
Trevor Stumpe-WOF	Sr	4	8	2.0
Brandon Austin-SAM	Sr	3	6	2.0

DEFENSIVE REBOUNDS	Cl	G	No.	Avg/G
1. Carlos Dotson-WCU	Sr	4	30	7.5
2. James Dickey-UNCG	Sr	5	32	6.4
3. Robert Allen-SAM	So	4	23	5.8
4. Kaelon Harris-CIT	Sr	3	17	5.7
5. Mason Faulkner-WCU	Jr	4	22	5.5
Maciej Bender-MER	Jr	4	22	5.5
Jalen Dupree-SAM	Sr	4	22	5.5
8. Garrett Gilkeson-VMI	Sr	5	27	5.4
9. Lucas N'Guessan-ETSU	Sr	5	26	5.2
10. Noah Gurley-FUR	So	5	25	5.0
11. Chevez Goodwin-WOF	Jr	4	19	4.8
12. Ethan Stair-MER	Sr	4	18	4.5
13. Rod Johnson-UTC	Jr	3	13	4.3
14. Isaiah Bigelow-WOF	Fr	4	17	4.3
Matt Ryan-UTC	Sr	4	17	4.3

MINUTES PLAYED	Cl	G	No.	Avg/G
1. Nathan Hoover-WOF	Sr	4	150	37.5
2. Djordje Dimitrijevic-MER	Sr	4	144	36.0
3. Josh Sharkey-SAM	Sr	4	142	35.5
Jeff Gary-MER	Jr	4	142	35.5
5. Jordan Lyons-FUR	Sr	5	177	35.4
6. Garrett Gilkeson-VMI	Sr	5	172	34.4
7. Isaiah Miller-UNCG	Jr	5	169	33.8
8. Kaiden Rice-CIT	Jr	4	135	33.8
9. Matt Halvorsen-WCU	Jr	4	132	33.0
10. Fletcher Abee-CIT	Fr	4	130	32.5

2019-20 Southern Conference  
Conference Team Highs  
Through games of Jan 14, 2020 (Conference games only)

TEAM HIGHS (highest totals made by)

Points	105	Chattanooga vs Samford (01/11/20)
	98	Wofford vs UNC Greensboro (01/04/20)
	97	Western Carolina at VMI (01/08/20)
	96	ETSU at The Citadel (12/04/19)
	92	UNC Greensboro at Wofford (01/04/20)
Margin	38 (105-67)	Chattanooga vs Samford (01/11/20)
	16 (89-73)	Furman at VMI (01/01/20)
	13 (86-73)	UNC Greensboro at Furman (01/11/20)
	12 (96-84)	ETSU at The Citadel (12/04/19)
	12 (97-85)	Western Carolina at VMI (01/08/20)
Field goals made	40	Chattanooga vs Samford (01/11/20)
	36	ETSU at The Citadel (12/04/19)
	34	The Citadel vs Western Carolina (01/04/20)
	33	UNC Greensboro at Furman (01/11/20)
	32	Wofford vs UNC Greensboro (01/04/20)
	32	Western Carolina at VMI (01/08/20)
Field goal attempts	78	UNC Greensboro at Wofford (01/04/20)
	76	VMI vs Western Carolina (01/08/20)
	73	Chattanooga vs Samford (01/11/20)
	68	The Citadel vs Western Carolina (01/04/20)
	66	VMI vs Samford (01/04/20)
Field goal percentage	.571 (28-49)	Furman at VMI (01/01/20)
	.554 (36-65)	ETSU at The Citadel (12/04/19)
	.548 (40-73)	Chattanooga vs Samford (01/11/20)
	.542 (26-48)	Chattanooga vs Furman (01/08/20)
	.532 (25-47)	Mercer at UNC Greensboro (01/01/20)
3-Pt FG made	17	Chattanooga vs Samford (01/11/20)
	16	VMI vs Samford (01/04/20)
	15	Western Carolina at The Citadel (01/04/20)
	14	Wofford vs UNC Greensboro (01/04/20)
	14	UNC Greensboro at Wofford (01/04/20)
3-Pt FG attempts	45	UNC Greensboro at Wofford (01/04/20)
	38	VMI vs Samford (01/04/20)
	36	The Citadel at Samford (01/01/20)
	34	Western Carolina at The Citadel (01/04/20)
	33	The Citadel at Wofford (01/11/20)
3-Pt percentage	.600 (6-10)	Mercer at UNC Greensboro (01/01/20)
	.548 (17-31)	Chattanooga vs Samford (01/11/20)
	.542 (13-24)	Furman at VMI (01/01/20)
	.500 (9-18)	Western Carolina vs Mercer (01/11/20)
	.452 (14-31)	Wofford vs UNC Greensboro (01/04/20)
Free throws made	26	ETSU at UNC Greensboro (01/08/20)
	26	Western Carolina vs Mercer (01/11/20)
	22	Western Carolina at VMI (01/08/20)
	21	Western Carolina vs Chattanooga (12/03/19)
	21	Mercer at Western Carolina (01/11/20)
Free throw attempts	35	Western Carolina vs Mercer (01/11/20)
	33	ETSU at UNC Greensboro (01/08/20)
	31	ETSU vs VMI (01/11/20)
	31	Wofford vs The Citadel (01/11/20)
	30	Western Carolina at VMI (01/08/20)
Free throw percentage	1.000 (6-6)	Wofford at Samford (01/08/20)
	1.000 (5-5)	VMI vs Samford (01/04/20)
	.909 (10-11)	VMI at UNC Greensboro (11/24/19)
	.909 (10-11)	VMI at ETSU (01/11/20)

	.900	(9-10)	Mercer vs Chattanooga (01/04/20)
Rebounds	47		Western Carolina at VMI (01/08/20)
	45		ETSU at The Citadel (12/04/19)
	43		VMI vs Samford (01/04/20)
	43		Chattanooga vs Samford (01/11/20)
	41		Samford vs The Citadel (01/01/20)
	41		Furman vs ETSU (01/04/20)
Assists	28		Chattanooga vs Samford (01/11/20)
	22		VMI vs Samford (01/04/20)
	20		VMI vs Western Carolina (01/08/20)
	20		Western Carolina at VMI (01/08/20)
	20		UNC Greensboro at Furman (01/11/20)
Steals	17		UNC Greensboro vs Mercer (01/01/20)
	16		UNC Greensboro at Furman (01/11/20)
	13		ETSU at Furman (01/04/20)
	12		VMI vs Furman (01/01/20)
	12		UNC Greensboro at Wofford (01/04/20)
Blocked shots	6		UNC Greensboro vs VMI (11/24/19)
	6		Mercer vs Furman (12/20/19)
	6		ETSU vs Wofford (01/01/20)
	6		Samford at Chattanooga (01/11/20)
	6		Wofford vs The Citadel (01/11/20)
Turnovers	24		Mercer at UNC Greensboro (01/01/20)
	19		Furman vs ETSU (01/04/20)
	18		The Citadel at Samford (01/01/20)
	18		ETSU at UNC Greensboro (01/08/20)
	18		VMI at ETSU (01/11/20)
Fouls	28		UNC Greensboro vs ETSU (01/08/20)
	25		The Citadel at Samford (01/01/20)
	25		Mercer at Western Carolina (01/11/20)
	25		The Citadel at Wofford (01/11/20)
	23		Chattanooga at Western Carolina (12/03/19)
	23		VMI vs Samford (01/04/20)
	23		Wofford vs UNC Greensboro (01/04/20)
	23		UNC Greensboro at Wofford (01/04/20)

2019-20 Southern Conference  
Conference Individual Highs  
Through games of Jan 14, 2020 (Conference games only)

INDIVIDUAL PLAYER GAME HIGHS

Points	40	Jordan Lyons (Furman) at VMI (01/01/20)
	34	Djordje Dimitrijevic (Mercer) at Western Carolina (01/11/20)
	32	Kaelon Harris (The Citadel) at Wofford (01/11/20)
	31	Mason Faulkner (Western Carolina) vs Chattanooga (12/03/19)
	31	Isaiah Miller (UNC Greensboro) vs Mercer (01/01/20)
Field goals made	13	Jeromy Rodriguez (ETSU) at The Citadel (12/04/19)
	13	Isaiah Miller (UNC Greensboro) vs Mercer (01/01/20)
	12	Mike Bothwell (Furman) at Chattanooga (01/08/20)
	11	Kaiden Rice (The Citadel) vs ETSU (12/04/19)
	11	Josh Sharkey (Samford) vs The Citadel (01/01/20)
	11	Jordan Lyons (Furman) at VMI (01/01/20)
	11	Kaelon Harris (The Citadel) at Wofford (01/11/20)
Field goal attempts	25	Isaiah Miller (UNC Greensboro) vs Mercer (01/01/20)
	23	Isaiah Miller (UNC Greensboro) at Wofford (01/04/20)
	20	Isaiah Miller (UNC Greensboro) vs VMI (11/24/19)
	20	Matt Ryan (Chattanooga) at Western Carolina (12/03/19)
	20	Isaiah Miller (UNC Greensboro) vs ETSU (01/08/20)
Field goal percentage	.909 (10-11)	Carlos Dotson (Western Carolina) vs Chattanooga (12/03/19)
	.867 (13-15)	Jeromy Rodriguez (ETSU) at The Citadel (12/04/19)
	.750 (12-16)	Mike Bothwell (Furman) at Chattanooga (01/08/20)
	.733 (11-15)	Jordan Lyons (Furman) at VMI (01/01/20)
	.727 (8-11)	Djordje Dimitrijevic (Mercer) at UNC Greensboro (01/01/20)
	.727 (8-11)	Josh Sharkey (Samford) at VMI (01/04/20)
3-Pt FG made	10	Jordan Lyons (Furman) at VMI (01/01/20)
	8	Onno Steger (Western Carolina) at The Citadel (01/04/20)
	6	Travis Eevee (VMI) vs Samford (01/04/20)
	6	Matt Ryan (Chattanooga) vs Samford (01/11/20)
	5	Kyrin Galloway (UNC Greensboro) vs VMI (11/24/19)
	5	Tray Boyd III (ETSU) at The Citadel (12/04/19)
	5	Kaiden Rice (The Citadel) at Samford (01/01/20)
	5	Garrett Gilkeson (VMI) vs Samford (01/04/20)
	5	Stefan Kenic (Chattanooga) vs Samford (01/11/20)
3-Pt FG attempts	13	Angelo Allegri (UNC Greensboro) at Wofford (01/04/20)
	12	Jordan Lyons (Furman) at VMI (01/01/20)
	12	Onno Steger (Western Carolina) at The Citadel (01/04/20)
	11	Kaiden Rice (The Citadel) at Samford (01/01/20)
	10	Matt Ryan (Chattanooga) at Western Carolina (12/03/19)
	10	Nathan Hoover (Wofford) vs UNC Greensboro (01/04/20)
	10	Matt Halvorsen (Western Carolina) at VMI (01/08/20)
3-Pt percentage	1.000 (5-5)	Stefan Kenic (Chattanooga) vs Samford (01/11/20)
	.857 (6-7)	Matt Ryan (Chattanooga) vs Samford (01/11/20)
	.833 (10-12)	Jordan Lyons (Furman) at VMI (01/01/20)
	.714 (5-7)	Kyrin Galloway (UNC Greensboro) vs VMI (11/24/19)
	.667 (8-12)	Onno Steger (Western Carolina) at The Citadel (01/04/20)
	.667 (6-9)	Travis Eevee (VMI) vs Samford (01/04/20)
Free throws made	12	Mason Faulkner (Western Carolina) vs Chattanooga (12/03/19)
	12	Djordje Dimitrijevic (Mercer) at Western Carolina (01/11/20)
	10	Mason Faulkner (Western Carolina) vs Mercer (01/11/20)
	9	Garrett Gilkeson (VMI) vs Western Carolina (01/08/20)
	9	Nathan Hoover (Wofford) vs The Citadel (01/11/20)
Free throw attempts	16	Mason Faulkner (Western Carolina) vs Chattanooga (12/03/19)
	15	Noah Gurley (Furman) vs UNC Greensboro (01/11/20)
	14	Djordje Dimitrijevic (Mercer) at Western Carolina (01/11/20)
	12	Josh Sharkey (Samford) at VMI (01/04/20)
	12	Mason Faulkner (Western Carolina) vs Mercer (01/11/20)

Free throw percentage	1.000	(9-9)	Garrett Gilkeson (VMI) vs Western Carolina (01/08/20)
	1.000	(9-9)	Nathan Hoover (Wofford) vs The Citadel (01/11/20)
	1.000	(8-8)	Jordan Lyons (Furman) at VMI (01/01/20)
	.889	(8-9)	Isaiah Miller (UNC Greensboro) at Wofford (01/04/20)
	.889	(8-9)	Matt Halvorsen (Western Carolina) at VMI (01/08/20)
Rebounds	16		Jeromy Rodriguez (ETSU) at The Citadel (12/04/19)
	14		Jalen Dupree (Samford) vs Wofford (01/08/20)
	13		Carlos Dotson (Western Carolina) at VMI (01/08/20)
	13		Maciej Bender (Mercer) at Western Carolina (01/11/20)
	12		Carlos Dotson (Western Carolina) vs Chattanooga (12/03/19)
	12		Robert Allen (Samford) vs The Citadel (01/01/20)
	12		James Dickey (UNC Greensboro) vs Mercer (01/01/20)
	12		Noah Gurley (Furman) vs ETSU (01/04/20)
	12		James Dickey (UNC Greensboro) at Furman (01/11/20)
	12		Kaelon Harris (The Citadel) at Wofford (01/11/20)
Assists	10		Djordje Dimitrijevic (Mercer) vs Furman (12/20/19)
	10		Josh Sharkey (Samford) at VMI (01/04/20)
	9		Isaiah Miller (UNC Greensboro) at Wofford (01/04/20)
	9		Mason Faulkner (Western Carolina) at VMI (01/08/20)
Steals	8		David Jean-Baptiste (Chattanooga) vs Samford (01/11/20)
	9		Isaiah Miller (UNC Greensboro) vs Mercer (01/01/20)
	6		Isaiah Miller (UNC Greensboro) at Furman (01/11/20)
	5		Sean Conway (VMI) vs Furman (01/01/20)
	5		Josh Sharkey (Samford) at Chattanooga (01/11/20)
	4		Malik Massey (UNC Greensboro) vs Mercer (01/01/20)
	4		Malik Massey (UNC Greensboro) at Wofford (01/04/20)
	4		Isaiah Miller (UNC Greensboro) vs ETSU (01/08/20)
	4		Bo Hodges (ETSU) at UNC Greensboro (01/08/20)
	4		Kaleb Hunter (UNC Greensboro) at Furman (01/11/20)
Blocked shots	4		Djordje Dimitrijevic (Mercer) at Western Carolina (01/11/20)
	4		Maciej Bender (Mercer) vs Furman (12/20/19)
	4		Chevez Goodwin (Wofford) vs The Citadel (01/11/20)
	3		James Dickey (UNC Greensboro) vs VMI (11/24/19)
	3		Lucas N'Guessan (ETSU) vs Wofford (01/01/20)
	3		Eddie Davis III (The Citadel) at Samford (01/01/20)
	3		Jalen Slawson (Furman) vs ETSU (01/04/20)
	3		Lucas N'Guessan (ETSU) at UNC Greensboro (01/08/20)
	3		Clay Mounce (Furman) at Chattanooga (01/08/20)
	3		Robert Allen (Samford) at Chattanooga (01/11/20)
Turnovers	3		Maciej Bender (Mercer) at Western Carolina (01/11/20)
	8		Josh Sharkey (Samford) vs The Citadel (01/01/20)
	7		Mason Faulkner (Western Carolina) at VMI (01/08/20)
	6		Bo Hodges (ETSU) vs Wofford (01/01/20)
	6		Djordje Dimitrijevic (Mercer) at UNC Greensboro (01/01/20)
	6		Josh Sharkey (Samford) at Chattanooga (01/11/20)