



2009 Southern Conference Football

Football Contact: Jonathan Caskey, Associate Director of Media Relations (jcaskey@socon.org); 864-591-5100



Week 1 - September 3 and 5, 2009

2008 SOCON Football Final Standings (through all games)

C/SN Team	CONFERENCE									OVERALL								
	W	L	Pct.	PF	PA	Home	Road	Streak	W	L	Pct.	PF	PA	Home	Road	Streak		
5/5 Appalachian State	8	0	1.000	323	152	4-0	4-0	W12	11	3	.786	522	303	7-1	4-2	L1		
11/9 Wofford	7	1	.875	311	193	4-0	3-1	W3	9	3	.750	438	298	6-0	3-3	L1		
19/17 Elon	6	2	.750	212	172	3-1	3-1	L1	8	4	.667	323	256	4-2	4-2	L2		
Furman	4	4	.500	169	187	3-1	1-3	L2	7	5	.583	303	267	5-1	2-4	L2		
Georgia Southern	4	4	.500	261	234	0-4	4-0	W1	6	5	.545	350	326	2-4	4-1	W1		
Samford	4	4	.500	181	154	1-3	3-1	W1	6	5	.545	274	207	3-3	3-2	W1		
The Citadel	2	6	.250	211	248	2-2	0-4	W1	4	8	.333	328	394	4-2	0-6	L1		
Western Carolina	1	7	.125	137	238	1-3	0-4	L2	3	9	.250	211	347	2-4	1-5	L2		
Chattanooga	0	8	.000	94	315	0-4	0-4	L12	1	11	.083	153	455	1-5	0-6	L10		

C - FCS Coaches Poll; SN - Sports Network Poll (2008 final rankings)

THIS WEEK'S SCHEDULE

September 3 (Thursday)

Glenville State at Chattanooga (SoCon.TV) 7:00

September 5 (Saturday)

Appalachian State at East Carolina (MASN) 12:00

Presbyterian at Furman (WMYA "My 40") 5:00

Albany at Georgia Southern (SoCon.TV) 6:00

The Citadel at North Carolina (ESPN360) 6:00

Davidson at Elon (SoCon.TV) 7:00

Wofford at South Florida (BHSN) 7:00

Samford at UCF (BHSN) 7:30

Western Carolina at Vanderbilt (CSS) 7:30

QUICK HITS

The 88th year of Southern Conference football kicks off on Thursday night when Chattanooga hosts Glenville State in the first game of the Russ Huesman era ... Five of the nine games this week involve league teams visiting FBS opponents (1 ACC, 2 Conference USA, 1 Big East and 1 SEC) ... Elon, Furman and Georgia Southern each open at home against FCS opponents ... Elon returns the most starters of any SoCon this season as 80 percent are back from 2008 while Wofford (46 percent) has the most starting spots to fill ... Eight of nine SoCon teams received votes in the Sports Network FCS poll with Appalachian State (1), Wofford (10) and Elon (11) earning national rankings.

FCS COACHES POLL

Team (First-place votes)	Record	Points	LW
1. Appalachian State (13)	11-3	665	5
2. Richmond (10)	13-3	660	1
3. Montana	14-2	623	2
4. Northern Iowa (1)	12-3	584	4
5. Villanova (1)	10-3	569	6
6. James Madison (2)	12-2	528	3
7. Southern Illinois	9-3	468	10
8. New Hampshire	10-3	419	7
9. Weber State	10-4	405	9
10. Wofford	9-3	370	11
11. Elon	8-4	364	19
12. Central Arkansas	10-2	312	12
13. Cal Poly	8-3	282	13
14. William & Mary	7-4	239	20
15. McNeese State	7-4	237	21
16. South Carolina State	10-3	225	13
17. Eastern Washington	6-5	204	NR
18. Massachusetts (1)	7-5	196	NR
T19. Jacksonville State	8-3	145	22
T19. Maine	8-5	145	16
21. Texas State	8-5	137	23
22. Harvard	9-1	121	14
23. South Dakota State	7-5	101	NR
24. Hofstra	4-8	78	NR
25. Grambling State	11-2	77	24

Others receiving votes (points in parentheses): Liberty (76), Eastern Kentucky (72), **Georgia Southern (66)**, Holy Cross (64), Delaware (63), Florida A&M (62), Youngstown State (56), North Dakota State (56), **Furman (55)**, UT Martin (43), Colgate (40), Northern Arizona (34), Montana State (33), Tennessee State (25), Prairie View A&M (24), Eastern Illinois (22), UC Davis (19), Jackson State (17), Hampton (17), Southern University (13) San Diego (13), Western Illinois (12), Bethune-Cookman (12), Jacksonville (11), Princeton (10), Albany (9), Northwestern State (8), Norfolk State (4), Morgan State (3), North Carolina A&T (2), South Dakota (1), Lehigh (1), Alabama A&M (1)

SPORTS NETWORK POLL

Team (First-place votes)	Record	Points	LW
1. Appalachian State (79)	0-0	3,853	5
2. Richmond (72)	0-0	3,792	1
3. Montana (2)	0-0	3,506	2
4. Northern Iowa (2)	0-0	3,408	4
5. Villanova (2)	0-0	3,285	6
6. James Madison (1)	0-0	3,069	3
7. Southern Illinois	0-0	2,897	11
8. New Hampshire	0-0	2,544	8
9. Weber State (1)	0-0	2,525	7
10. Wofford	0-0	2,169	9
11. Elon	0-0	2,162	17
12. Cal Poly	0-0	1,780	10
13. Central Arkansas	0-0	1,670	12
14. William & Mary	0-0	1,635	20
15. McNeese State	0-0	1,453	21
16. South Carolina State (1)	0-0	1,379	13
17. Massachusetts	0-0	1,055	NR
18. Eastern Washington	0-0	1,038	NR
19. Maine	0-0	1,033	18
20. Texas State	0-0	860	22
21. Jacksonville State	0-0	808	23
22. South Dakota State	0-0	707	NR
23. Harvard	0-0	504	15
24. Eastern Kentucky	0-0	394	19
25. Grambling State	0-0	382	24
25. Holy Cross	0-0	382	NR

Others receiving votes: **Georgia Southern 335**, Liberty 330, Colgate 319, North Dakota State 252, Montana State 217, Hofstra 206, Delaware 202, Florida A&M 194, Tennessee-Martin 192, **Furman 171**, Northern Arizona 169, Youngstown State 145, Eastern Illinois 93, Albany 64, UC Davis 63, Western Illinois 61, Penn 56, Coastal Carolina 52, Prairie View A&M 52, **Samford 49**, Tennessee State 47, Jackson State 46, Southern 39, Hampton 38, Bethune-Cookman 37, Brown 32, Northwestern State 30, San Diego 20, Lafayette 17, Delaware State 16, Jacksonville 16, Lehigh 16, Arkansas-Pine Bluff 15, **Western Carolina 14**, Charleston Southern 12, North Dakota 12, Fordham 10, Norfolk State 10, Stony Brook 10, **The Citadel 10**, Towson 10, Morgan State 8, Monmouth 5, Yale 4, Alabama A&M 2, Illinois State 2, Missouri State 2, Murray State 2, Presbyterian 2, Gardner-Webb 1, Portland State 1, Robert Morris 1, Southeastern Louisiana 1

2009 SOCON Composite Football Schedule

September 3 (Thursday)

Glenville State at Chattanooga 7:00

September 5 (Saturday)

Appalachian State at East Carolina (MASN) 12:00
 Presbyterian at Furman (WMYA) 5:00
 Albany at Georgia Southern 6:00
 The Citadel at North Carolina (ESPN360) 6:00
 Davidson at Elon 7:00
 Wofford at South Florida (BHSN) 7:00
 Samford at UCF (BHSN) 7:30
 Western Carolina at Vanderbilt (CSS) 7:30

September 12 (Saturday)

Elon at Presbyterian 1:30
 McNeese State at Appalachian State (WMYA) 3:30
 *Furman at Chattanooga 6:00
 Gardner-Webb at Western Carolina 6:00
 Charleston Southern at Wofford 7:00
 Georgia Southern at South Dakota State 7:00
 Jacksonville at Samford 7:00

September 19 (Saturday)

Wofford at Wisconsin (BTN) 12:00
 Chattanooga at Presbyterian 1:30
 Furman at Missouri (FSN-PPV) 2:00
 The Citadel at Princeton 3:00
 Miles at Samford 3:00
 Elon at Wake Forest 6:30
 *Western Carolina at Georgia Southern 7:00

September 26 (Saturday)

*Georgia Southern at Elon 1:30
 *Samford at Appalachian State 3:30
 *Furman at Western Carolina (WMYA) 6:00
 *Wofford at Chattanooga 6:00
 Presbyterian at The Citadel 7:00

October 3 (Saturday)

*Appalachian State at The Citadel 1:00
 *Georgia Southern at Wofford 1:30
 *Elon at Furman (SPSO) 3:00
 *Western Carolina at Samford 3:00

October 10 (Saturday)

*The Citadel at Elon 1:30
 North Carolina Central at Appalachian State 3:30
 *Chattanooga at Samford (SPSO) 4:00
 Georgia Southern at North Carolina TBA

October 17 (Saturday)

*Samford at Furman 2:00
 *Appalachian State at Wofford (SPSO) 3:00
 *The Citadel at Western Carolina (WMYA) 4:00
 *Chattanooga at Georgia Southern 6:00

October 24 (Saturday)

*Chattanooga at Elon 1:30
 *Furman at The Citadel 2:00
 *Georgia Southern at Appalachian State (SPSO) 3:00
 *Wofford at Western Carolina (WMYA) 4:00

October 31 (Saturday)

*Appalachian State at Furman (WLOS) 12:00
 *Samford at The Citadel 1:00
 *Elon at Wofford 1:30
 *Western Carolina at Chattanooga 2:00

November 7 (Saturday)

*Elon at Western Carolina 1:00
 *Georgia Southern at Samford 3:00
 *Wofford at The Citadel (SPSO) 3:00
 *Chattanooga at Appalachian State 3:30
 Furman at Auburn (TBA/SEC) TBA

November 14 (Saturday)

Western Carolina at Eastern Kentucky 1:00
 *Samford at Wofford 1:30
 *The Citadel at Chattanooga 2:00
 *Furman at Georgia Southern 2:00
 *Appalachian State at Elon (SPSO) 3:00

November 21 (Saturday)

*The Citadel at Georgia Southern 2:00
 *Elon at Samford 3:00
 *Wofford at Furman (SPSO) 3:00
 *Western Carolina at Appalachian State 3:30
 Chattanooga at Alabama (TBA/SEC) TBA

November 28 (Saturday)

NCAA FCS Playoffs (First Round)

December 5 (Saturday)

NCAA FCS Playoffs (Quarterfinals)

December 11 and 12 (Friday, Saturday)

NCAA FCS Playoffs (Semifinals)

December 18 (Friday)

NCAA FCS Playoffs (Championship) ESPN2 8:00

* Southern Conference game

HC – Homecoming

ALL TIMES EASTERN

Game times subject to change due to television.

BHSN – Bright House Sports Network

BTN – Big Ten Network

ESPN2 – ESPN 2

ESPN360 – ESPN360.com

FSN-PPV – Fox Sports Net Pay Per View

MASN – Mid-Atlantic Sports Network

SPSO – SportSouth

WLOS-TV – ABC 13, Asheville, N.C.

WMYA "My 40" – WMYA-TV, Asheville, N.C.

2009 SOCON Television Schedule

Sept. 5	Appalachian State at East Carolina	12:00	MASN
Sept. 5	Presbyterian at Furman	5:00	WMYA-TV
Sept. 5	The Citadel at North Carolina	6:00	ESPN360
Sept. 5	Wofford at South Florida	7:00	BHSN
Sept. 5	Samford at UCF	7:30	BHSN
Sept. 5	Western Carolina at Vanderbilt	7:30	CSS
Sept. 19	Wofford at Wisconsin	12:00	Big Ten
Sept. 26	*Furman at Western Carolina	6:00	WMYA-TV
Oct. 3	*Elon at Furman	3:00	SportSouth
Oct. 10	*Chattanooga at Samford	4:00	SportSouth
Oct. 17	*Appalachian State at Wofford	3:00	SportSouth
Oct. 24	*Georgia Southern at Appalachian State	3:00	SportSouth
Oct. 31	*Appalachian State at Furman	12:00	WLOS-TV
Nov. 7	*Wofford at The Citadel	3:00	SportSouth
Nov. 14	*Appalachian State at Elon	3:00	SportSouth
Nov. 21	*Wofford at Furman	3:00	SportSouth



All Times Eastern

SOCON Streaks

Consecutive Wins

- 1 Georgia Southern
- 1 Samford

Consecutive SoCon Wins

- 12 Appalachian State
- 3 Wofford

Consecutive Home Wins

- 6 Wofford

Consecutive Home Regular Season Wins

- 8 Appalachian State
- 6 Wofford

Consecutive Home SoCon Wins

- 6 Appalachian State
- 4 Wofford



Week 1 (Sept. 3 & 5, 2009)



Edwards, LeGree Watched for National Awards: After stellar seasons in 2008, football writers and fans across the nation have taken note of Appalachian State's Armanti Edwards and Mark LeGree. LeGree, a junior defensive back who led the nation and tied a SoCon single-season record with 10 INTs in 2008, was named one of 62 official candidates for the 2009 Bronko Nagurski Trophy, which honors college football's top defensive player. LeGree is the only NCAA Division I FCS representative on the Nagurski Trophy's preseason watch list.

Likewise, Edwards is the sole FCS nominee for both the Johnny Unitas Golden Arm Award and for the Manning Award. Both awards honor the top quarterback in collegiate football with the Unitas Award being limited to seniors.

Edwards Vies For Payton Award Double in 2009: Appalachian State quarterback Armanti Edwards was named as the recipient of the 2008 Walter Payton Award, which recognizes the top offensive player in FCS football. Edwards was the second straight SoCon QB to win the award, following Jayson Foster (Georgia Southern) in 2007. In total, five SoCon student-athletes have been honored with the award. A senior, Edwards is aiming to become the first player in the award's history to win it twice.

Southern Conference Walter Payton Award Winners

- 1992 - Michael Payton, QB, Marshall
- 1999 - Adrian Peterson, RB, Georgia Southern
- 2000 - Louis Ivory, RB, Furman
- 2007 - Jayson Foster, QB, Georgia Southern
- 2008 - Armanti Edwards, QB, Appalachian State

Evans, Hudgins, Roberts on Payton Radar: In addition to Edwards, Samford's Chris Evans, Elon's Terrell Hudgins and The Citadel's Andre Roberts were also identified for the "Watch List" of candidates for the 2009 Walter Payton Award.

Evans was the SoCon's top rusher in 2009 with 1,284 yards in Samford's first league season. Hudgins is the conference's all-time leading receiver while Roberts topped the league in every major receiving category in 2008.

In last season's Payton Award balloting, Roberts placed 13th and Hudgins finished 15th.

Appalachian Joins SoCon Record Books: Appalachian State completed a perfect 8-0 Southern Conference season in 2008, wrapping up its fourth consecutive league title. Appalachian State joins a short list of four-time champions, and if it wins the league crown again in 2009, Appalachian would become just the second-ever SoCon team to win five league titles in a row.

SoCon Football Championship Streak (Since 1933)

Team	Seasons	Consecutive Championships
Georgia Southern	1997-2002	6
West Virginia	1953-56	4
Furman	1980-83	4
Appalachian State	2005-08	4

SoCon Teams Set Winning Standard This Decade: In research compiled by the Big Sky Conference, the Southern Conference boasts three of the top five winningest teams in FCS football this decade (2000-present). Appalachian State's 90 overall victories during that span trail only Montana (105) while Furman (77) and Georgia Southern (76) sit in the fourth and fifth spots, respectively.

Winningest FCS Teams This Decade (2000-present)

1. Montana 105-22
2. **Appalachian State 90-30**
3. Northern Iowa 82-30
4. **Furman 77-34**
5. **Georgia Southern 76-35**

Rebuilding and Reloading: SoCon teams return 65 percent of their starters from last season (148-of-228), up from just 57 percent returnees in 2008 ... the most experienced group are the specialists (73%) followed by defense (65%) and offense (63%) ... Elon has the most experienced group of returning starters for the second year in a row as 20-of-25 (80%) return from a Phoenix team which finished 8-4 overall and 6-2 in the SoCon last season ... Elon is the only league team to return 9 of its starters on offense while Appalachian State and The Citadel join the Phoenix with nine starting defenders back ... Wofford (46% starters returning) and Furman (52%) have the most holes to fill in the starting 25.

Team	SoCon Returning Starters			Total (Pct.)
	Offense	Defense	Specialists	
Appalachian State	7/4	9/2	2/1	18/7 (72%)
The Citadel	5/6	9/2	2/1	16/9 (64%)
Elon	9/2	9/2	2/1	20/5 (80%)
Furman	7/4	4/7	2/1	13/12 (52%)
Georgia Southern	7/4	7/4	3/0	17/8 (68%)
Samford	8/3	6/5	2/0	16/8 (67%)
Chattanooga	8/3	8/3	3/1	19/7 (73%)
Western Carolina	7/4	7/4	3/2	17/10 (63%)
Wofford	4/7	5/6	3/1	12/14 (46%)
Total	62/37	64/35	22/8	148/228 (65%)

SoCon Pair Among Nation's Rushing Elite: Appalachian State senior quarterback Armanti Edwards and Samford junior running back Chris Evans are among the nation's elite when it comes to 100-yard rushing games. Through 2008, both rank in the FCS top 25 in active career 100-yard games; however, a deeper look at the rankings shows the each is tops nationally among his classmates. Edwards' 17 100-yard performances are equaled only by fellow seniors David McCarthy of Albany and Trevyn Smith of Weber State, and Evans' 11 games over the century mark are the most nationally among juniors.

100-Yard Rushing Games - Active FCS Players (Entering 2009 season)

- 17 **Armanti Edwards, Appalachian State**
- 17 David McCarthy, Albany
- 17 Trevyn Smith, Weber State
- 15 J.T. Rogan, San Diego
- 14 William Ford, S.C. State
- 12 Joe Casey, Rhode Island
- 12 Conte Cuttino, Stony Brook
- 11 **Chris Evans, Samford (Junior)**

Hudgins, Roberts Rewriting Record Books: Elon junior wide receiver Terrell Hudgins continues to shatter records with his latest entry into the SoCon record book coming in the form of a career mark. With a seven-catch, 120-yard effort against Western Carolina on Nov. 8, 2008, Hudgins surpassed Marshall's Mike Barber for the most receiving yards in league history. Hudgins broke the league records for career receptions and receiving touchdowns earlier in 2008. Close on Hudgins' heels is The Citadel junior Andre Roberts whose three touchdowns against Wofford (Nov. 8) moved him to second all-time on the career charts with 29.

SoCon Career Receptions

1. **272, Terrell Hudgins (Elon), 2006-present**
2. 223, Michael Mayers (Elon), 2004-07
3. 209, Mike Barber (MAR), 1985-88
4. **208, Andre Roberts (The Citadel), 2006-present**
5. 201, DaVon Fowlkes (Appalachian State), 2001-04

SoCon Career Receiving Touchdowns

1. **36, Terrell Hudgins (Elon), 2006-present**
2. **29, Andre Roberts (The Citadel), 2006-present**
3. 28, Chas Fox (Furman), 1982-85
4. 26, Gerald Harp (WCU), 1977-80
5. 26, B.J. Adigun (ETSU), 1994-97


SoCon Career Receiving Yards

1. **3,617, Terrell Hudgins (Elon), 2006-present**
2. 3,520, Mike Barber (MAR), 1985-88
3. 3,124, Rick Beasley (Appalachian State), 1978-80
4. 3,091, Mark Stock (VMI), 1985-88
5. 3,025, Gerald Harp (WCU), 1977-80

Experienced Coaches: Appalachian State head coach Jerry Moore and Wofford head coach Mike Ayers are the deans of SoCon coaches, having combined for 273 victories while coaching in the Southern Conference ... Moore's 178 wins at Appalachian are the most in league history ... Ayers is third on the list behind Moore and Duke's Wallace Wade ... Furman's Bobby Lamb (56 victories) needs eight victories to enter the top 10.



2009 SOCON Football Schedules



Appalachian State (0-0, 0-0)

S. 5	at East Carolina (MASN)	12:00
S. 12	MCNEESE STATE (WMYA)	3:30
S. 26	*SAMFORD	3:30
O. 3	*at The Citadel	1:00
O. 10	N.C. CENTRAL	3:30
O. 17	*at Wofford (SPSO)	3:00
O. 24	*GEORGIA SOUTHERN (SPSO)	3:00
O. 31	*at Furman (WLOS)	12:00
N. 7	*CHATTANOOGA	3:30
N. 14	*at Elon (SPSO)	3:00
N. 21	*WESTERN CAROLINA	3:30



The Citadel (0-0, 0-0)

S. 5	at North Carolina (ESPN360)	6:00
S. 19	at Princeton	3:00
S. 26	PRESBYTERIAN	7:00
O. 3	*APPALACHIAN STATE	1:00
O. 10	*at Elon	1:30
O. 17	*at Western Carolina	1:00
O. 24	*FURMAN	2:00
O. 31	*SAMFORD	1:00
N. 7	*WOFFORD (SPSO)	3:00
N. 14	*at Chattanooga	2:00
N. 21	*at Georgia Southern	2:00



Elon (0-0, 0-0)

S. 5	DAVIDSON	7:00
S. 12	at Presbyterian	1:30
S. 19	at Wake Forest	6:30
S. 26	*GEORGIA SOUTHERN	1:30
O. 3	*at Furman (SPSO)	3:00
O. 10	*THE CITADEL	1:30
O. 24	*CHATTANOOGA	1:30
O. 31	*at Wofford	1:30
N. 7	*at Western Carolina	1:00
N. 14	*APPALACHIAN STATE (SPSO)	3:00
N. 21	*at Samford	3:00



Furman (0-0, 0-0)

S. 5	PRESBYTERIAN (WMYA)	5:00
S. 12	*at Chattanooga	6:00
S. 19	at Missouri (FSN-PPV)	2:00
S. 26	*at Western Carolina (WMYA)	6:00
O. 3	*ELON (SPSO)	3:00
O. 17	*SAMFORD	2:00
O. 24	*at The Citadel	2:00
O. 31	*APPALACHIAN STATE (WLOS)	12:00
N. 7	at Auburn (TBA)	TBA
N. 14	*at Georgia Southern	2:00
N. 21	*WOFFORD (SPSO)	3:00



Georgia Southern (0-0, 0-0)

S. 5	ALBANY	6:00
S. 12	at South Dakota State	7:00
S. 19	*WESTERN CAROLINA	7:00
S. 26	*at Elon	1:30
O. 3	*at Wofford	1:30
O. 10	at North Carolina	TBA
O. 17	*CHATTANOOGA	6:00
O. 24	*at Appalachian State (SPSO)	3:00
N. 7	*at Samford	3:30
N. 14	*FURMAN	2:00
N. 21	*THE CITADEL	2:00



Samford (0-0, 0-0)

S. 5	at UCF (BHN)	7:30
S. 12	JACKSONVILLE	7:00
S. 19	MILES	2:00
S. 26	*at Appalachian State	3:30
O. 3	*WESTERN CAROLINA	3:00
O. 10	*CHATTANOOGA (SPSO)	3:00
O. 17	*at Furman	2:00
O. 31	*at The Citadel	1:00
N. 7	*GEORGIA SOUTHERN	3:30
N. 14	*at Wofford	1:30
N. 21	*ELON	3:00



Chattanooga (0-0, 0-0)

S. 3	GLENVILLE STATE	7:30
S. 12	*FURMAN	6:00
S. 19	at Presbyterian	1:30
S. 26	*WOFFORD	6:00
O. 10	*at Samford (SPSO)	3:00
O. 17	*at Georgia Southern	6:00
O. 24	*at Elon	1:30
O. 31	*WESTERN CAROLINA	2:00
N. 7	*at Appalachian State	3:30
N. 14	*THE CITADEL	2:00
N. 21	at Alabama (TBA)	TBA



Western Carolina (0-0, 0-0)

S. 5	at Vanderbilt (CSS)	7:30
S. 12	GARDNER-WEBB	6:00
S. 19	*at Georgia Southern	7:00
S. 26	*FURMAN (WMYA)	6:00
O. 3	*at Samford	3:00
O. 17	*THE CITADEL (WMYA)	4:00
O. 24	*WOFFORD (WMYA)	4:00
O. 31	*at Chattanooga	2:00
N. 7	*ELON	1:00
N. 14	at Eastern Kentucky	1:00
N. 21	*at Appalachian State	3:30



Wofford (0-0, 0-0)

S. 5	at South Florida (BHN)	7:00
S. 12	CHARLESTON SOUTHERN	7:00
S. 19	at Wisconsin (Big Ten)	12:00
S. 26	*at Chattanooga	6:00
O. 3	*GEORGIA SOUTHERN	1:30
O. 17	*APPALACHIAN STATE (SPSO)	3:00
O. 24	*at Western Carolina (WMYA)	4:00
O. 31	*ELON	1:30
N. 7	*at The Citadel (SPSO)	3:00
N. 14	*SAMFORD	1:30
N. 21	*at Furman (SPSO)	3:00

All times Eastern • Schedules and times are subject to change



Week 1 (Sept. 3 & 5, 2009)



Game Capsules



Glenville State at Chattanooga
(1-0, 0-0 WVIAC) (0-0, 0-0 SoCon)
Finley Stadium (20,668), Chattanooga, Tenn.
Sept. 3 • 7:00 p.m. (ET)
Internet: SoCon.TV



Capsule Summary

Series Record 0-0
Last Meeting First Meeting
Series Streak First Meeting
Glenville State on the Web www.gscpioneers.com
SID Contact..... Patrick McGinnis (patrick.mcginis@glenville.edu)
Coach Alan Fiddler
Overall Record (Years) 34-22 (6th)
Record at Glenville State (Years)..... same
Chattanooga on the Web www.gomocs.com
SID Contact..... Jay Blackman (jay-blackman@utc.edu)
Coach Russ Huesman
Overall Record (Years) 0-0 (1st)
Record at Chattanooga (Years) same

Last Game

Aug. 27 - Glenville State 21, Stonehill College 14
 James McCants' four-yard touchdown run with 6:49 propelled Glenville State to a 21-14 season-opening win over Stonehill. McCants passed for 112 yards and added 40 on the ground in the win.

Nov. 22, 2008 - Samford 30, Chattanooga 7
 Erroll Wynn's nine-yard touchdown run provided the only points at UTC closed out the season and the Rodney Allison era with a 30-7 home loss against Samford.

Game Notes

This is the first meeting between between the two schools ... UTC's Russ Huesman is making his head coaching debut ... The Mocs were 31-11-2 in Huesman's playing days at UTC (1978-81) including SoCon Co-Championships in 1978 and '79 ... Tennessee transfer QB B.J. Coleman, a redshirt sophomore, earned the starting nod in preseason camp ... UTC returns the second-most starters this season (19 players; 73 percent) of any team in the conference.

Tale of the Tape

GSC	Category	UTC
21.0	Scoring Offense	12.8 (9 of 9)
137.0	Rushing Offense	76.6 (9)
267.0	Passing Offense	148.3 (8)
404.0	Total Offense	224.9 (9)
14.0	Scoring Defense	37.9 (9)
144.0	Rushing Defense	240.5 (9)
126.0	Passing Defense	202.0 (6)
270.0	Total Defense	442.5 (9)

Southern Conference rank in parenthesis.
 *2008 Stats for UTC, 2009 for GSC



No. 1 Appalachian State at East Carolina
(0-0, 0-0 SoCon) (0-0, 0-0 C-USA)
Dowdy-Ficklen Stadium (43,000), Greenville, N.C.
Sept. 5 • 12:00 p.m. (ET)
TV: MASN



Capsule Summary

Series Record ASU leads 19-10
Last Meeting East Carolina won 38-21 (Nov. 3, 1979 in Boone)
Series Streak East Carolina has won 4
East Carolina on the Web www.ecupirates.com
SID Contact..... Tom McClellan (mccllellan@ecu.edu)
Coach Skip Holtz
Overall Record (Years) 63-45 (10th)
Record at East Carolina (Years) 29-22 (4th)
Appalachian State on the Web www.goasu.com
SID Contact..... Mike Flynn (flynnmh@appstate.edu)
Coach Jerry Moore
Overall Record (Years) 205-121-2 (28th)
Record at Appalachian State (Years) 178-73 (21st)

Last Game

Jan. 2, 2009 - Kentucky 25, East Carolina 19
 Kentucky never led until the fourth quarter, but a 56-yard fumble return for a TD with 3:02 remaining broke a tie and gave the Wildcats a 25-19 win over East Carolina in the Liberty Bowl. Quarterback Patrick Pinkney led the Pirates with 296 yards passing and one touchdown.

Dec. 6, 2009 - No. 7 Richmond 33, No. 2 Appalachian State 13
 Plagued by seven turnovers and a rushing attack that gained just 39 yards on the day, Appalachian State's reign as national champions ended against the eventual champions in the quarterfinals. Armanti Edwards threw for 323 yards, a touchdown and five interceptions in the loss.

Game Notes

After a 30-year gap in the series, ASU and ECU will be meeting for the 30th time ... This is the fourth-straight season that ASU has opened the season ranked No. 1 while facing an FBS opponent - in those games, ASU is 1-2 (losses to N.C. State and LSU, win against Michigan) ... ASU returns both of the 2008 SoCon Players of the Year in Edwards and LB Jacque Roman.

Tale of the Tape

ASU	Category	ECU
37.3 (1 of 9)	Scoring Offense	23.4
229.3 (2)	Rushing Offense	126.4
234.4 (4)	Passing Offense	214.0
463.6 (2)	Total Offense	340.4
21.6 (3)	Scoring Defense	21.1
159.6 (5)	Rushing Defense	135.8
174.4 (2)	Passing Defense	197.2
334.0 (3)	Total Defense	333.0

Southern Conference rank in parenthesis.
 *2008 Stats

Game Capsules



Presbyterian at Furman
(0-0, 0-0 Big South) (0-0, 0-0 SoCon)
Paladin Stadium (16,000), Greenville, S.C.

Sept. 5 • 5:00 p.m. (ET)
TV: WMYA "My 40"



Capsule Summary

Series RecordFurman leads 39-11-1
Last MeetingFurman won 40-16 in 2007
Series Streak Furman has won 11
Presbyterian on the Web..... www.gobluehose.com
SID Contact..... Brent Hager (bchager@presby.edu)
Coach Harold Nichols
Overall Record (Years) 0-0 (1st)
Record at Presbyterian (Years)..... same
Furman on the Web www.furmanpaladins.com
SID Contact..... Hunter Reid (hunter.reid@furman.edu)
Coach Bobby Lamb
Overall Record (Years) 56-29 (8th)
Record at Furman (Years) same

Last Game

Nov. 22, 2008 - VMI 49, Presbyterian 27
 Presbyterian allowed 648 yards of total offense, including 497 on the ground to the nation's top rushing team, as VMI downed the Blue Hose in Lexington, 49-27, to close out the season. QB Brandon Miley rushed for two touchdowns and added another through the air.

Nov. 22, 2008 - No. 9 Wofford 35, No. 20 Furman 10
 Ben Widmyer ran for two touchdowns and passed for another score to lead FCS ninth-ranked Wofford to a 35-10 Southern Conference victory over 20th-ranked Furman at Gibbs Stadium. The win wrapped up a playoff berth for the Terriers, and Furman, which was led by Mike Brown's 90-yard rushing effort on 10 carries, finished the season at 7-5.

Game Notes

With 51 previous meetings between the schools, Presbyterian is Furman's fourth most frequent opponent all-time, trailing The Citadel (88), Wofford (82) and Clemson (55) ... Furman is 10-0 against PC as a member of the FCS (formerly I-AA) and 1-0 when the Blue Hose are also FCS members.

Tale of the Tape

PC	Category	FUR
22.2	Scoring Offense	25.2 (6 of 9)
95.1	Rushing Offense	146.9 (4)
265.9	Passing Offense	214.7 (5)
361.0	Total Offense	361.6 (6)
34.7	Scoring Defense	22.2 (4)
265.2	Rushing Defense	150.1 (4)
215.1	Passing Defense	196.2 (4)
480.2	Total Defense	346.3 (4)

Southern Conference rank in parenthesis.
 *2008 Stats



Albany at Georgia Southern
(0-0, 0-0 NEC) (0-0, 0-0 SoCon)
Paulson Stadium (18,000), Statesboro, Ga.

Sept. 5 • 6:00 p.m. (ET)
Internet: SoCon.TV



Capsule Summary

Series Record 0-0
Last Meeting First Meeting
Series Streak First Meeting
Albany on the Web.....www.ualbanysports.com
SID Contact.....Brian DePasquale (bdepasquale@uamail.albany.edu)
Coach Bob Ford
Overall Record (Years) 234-165-1 (41st)
Record at Albany (Years) 225-143 (37th)
Georgia Southern on the Web www.georgiasoutherneagles.com
SID Contact...Patrick Osterman (prosterman@georgiasouthern.edu)
Coach Chris Hatcher
Overall Record (Years) 89-21 (10th)
Record at Georgia Southern (Years) 13-9 (3rd)

Last Game

Dec. 6, 2008 - Albany 28, Jacksonville 0
 David McCarty rushed for a career-high 271 yards and four touchdowns in leading Albany, the Northeast Conference champions, to a 28-0 victory over Jacksonville in the third annual Gridiron Classic.

Nov. 15, 2008 - Georgia Southern 17, No. 14 Furman 10
 Redshirt-freshman Lee Chapple set Georgia Southern program passing records in a game that turned into a defensive battle while the Eagles first defensive turnover in five games sealed a 17-10 win over 14th-ranked Furman at Paladin Stadium.

Game Notes

Georgia Southern returns seven starters on both offense and defense, including three seniors on the offensive line ... GSU is 0-1 all-time against NEC opponents, dropping a 17-13 decision to Central Connecticut State in the 2006 season opener ... Albany coach Bob Ford leads all active FCS coaches in career wins with 234 ... Albany has never faced a Southern Conference opponent in football.


Tale of the Tape

UA	Category	GSU
26.1	Scoring Offense	31.8 (3 of 9)
200.6	Rushing Offense	136.2 (6)
162.6	Passing Offense	247.4 (1)
363.2	Total Offense	383.5 (4)
18.2	Scoring Defense	29.6 (7)
119.1	Rushing Defense	172.5 (6)
181.8	Passing Defense	239.9 (9)
300.8	Total Defense	412.4 (8)

Southern Conference rank in parenthesis.
 *2008 Stats

Game Capsules



The Citadel at No. 21 North Carolina
(0-0, 0-0 SoCon) (0-0, 0-0 ACC)
Kenan Stadium (60,000), Chapel Hill, N.C.
Sept. 5 • 6:00 p.m. (ET)
Internet: ESPN360.com 

Capsule Summary

Series Record North Carolina leads 3-0
Last Meeting North Carolina won 45-14 in 1986
Series Streak North Carolina has won 3
The Citadel on the Web www.citadelsports.com
SID Contact..... Noelle Orr Blaney (noelle.orr@citadel.edu)
Coach Kevin Higgins
Overall Record (Years) 76-50-1 (12th)
Record at The Citadel (Years) 20-25(5th)
North Carolina on the Web www.tarheelblue.com
SID Contact..... Kevin Best (kevinbest@unc.edu)
Coach Butch Davis
Overall Record (Years) 63-33 (9th)
Record at North Carolina (Years) 12-13 (3rd)

Last Game

Nov. 22, 2008 - No. 3 Florida 70, The Citadel 19
 The eventual national champion Gators rolled up 705 yards of offense in downing The Citadel, 70-19, in Gainesville. Backup quarterback Cam Turner tossed a touchdown and was on the receiving end of another as he spelled injured starter Bart Blanchard.

Dec. 27, 2008 - West Virginia 31, North Carolina 30
 Hakeem Nicks caught eight passes for 217 yards and three touchdowns for the Tar Heels (8-5), but T.J. Yates was intercepted by Pat Lazear with under 2 minutes left to end Butch Davis' hopes of a bowl win in his second year at North Carolina in the Meineke Bowl.

Game Notes


The Citadel has lost 20 straight games against FBS opponents since posting a 6-1 record against FBS schools from 1988-92 (defeated Navy (x2), Army (x2), Arkansas and South Carolina) ... North Carolina faces two SoCon schools this season (Georgia Southern on Oct. 10) ... The Tar Heels last lost to an FCS school was against Furman in 1999 (28-3).

Tale of the Tape

CIT	Category	UNC
27.3 (4 of 9)	Scoring Offense	27.7
125.4 (7)	Rushing Offense	122.6
238.8 (3)	Passing Offense	198.8
364.2 (5)	Total Offense	321.4
32.8 (8)	Scoring Defense	21.2
189.1 (7)	Rushing Defense	139.4
200.3 (5)	Passing Defense	226.0
389.4 (7)	Total Defense	365.4

Southern Conference rank in parenthesis.
 *2008 Stats



Davidson at No. 11 Elon
(0-0, 0-0 Pioneer) (0-0, 0-0 SoCon)
Rhodes Stadium (11,250), Elon, N.C.
Sept. 5 • 7:00 p.m. (ET)
Internet: SoCon.TV 

Capsule Summary

Series Record Davidson leads 16-1
Last Meeting Elon won 14-6 in 1954
Series Streak Elon has won 1
Davidson on the Web www.davidsonwildcats.com
SID Contact..... Marc Gignac (magnac@ davidson.edu)
Coach Tripp Merritt
Overall Record (Years) 20-21 (5th)
Record at Davidson (Years) same
Elon on the Web www.elonphoenix.com
SID Contact..... Chris Rash (crash@elon.edu)
Coach Pete Lembo
Overall Record (Years) 64-28 (9th)
Record at Elon (Years) 20-14 (4th)

Last Game

Nov. 22, 2008 - Davidson 46, Butler 34
 Davidson quarterback Ryan Alexander completed 21-of-28 passes for 244 yards and two touchdowns in his final game, and the Wildcats rolled up 512 yards of total offense in a 46-34 Pioneer Football League victory over Butler at Richardson Stadium.

Nov. 22, 2008 - No. 20 Liberty 26, No. 12 Elon 3
 Matt Bevins made good on all four of his field goal attempts and Rashad Jennings rushed for 109 yards and a touchdown as No. 20 Liberty defeated No. 12 Elon 26-3 in the regular-season finale for both teams at Williams Stadium.

Game Notes

This is the first matchup between Elon and Davidson in 55 years ... Davidson, the 1969 Southern Conference co-champions, played SoCon football until 1976 ... DC's last game against a SoCon team was a 41-16 loss to VMI in 2002 ... Elon returns a league-high 80-percent of its starters from a 2008 squad that placed third in the SoCon.

Tale of the Tape

DC	Category	Elon
26.0	Scoring Offense	26.9 (5 of 9)
113.3	Rushing Offense	144.4 (5)
236.8	Passing Offense	244.5 (2)
350.1	Total Offense	388.9 (3)
25.5	Scoring Defense	21.3 (2)
181.6	Rushing Defense	138.9 (3)
160.5	Passing Defense	188.6 (3)
342.1	Total Defense	327.5 (2)

Southern Conference rank in parenthesis.
 *2008 Stats

Game Capsules



No. 10 Wofford at South Florida
(0-0, 0-0 SoCon) (0-0, 0-0 Big East)

Raymond James Stadium (65,857), Tampa, Fla.

Sept. 5 • 7:00 p.m. (ET)

TV: Bright House Sports Network 

Capsule Summary

Series Record 0-0
Last Meeting First Meeting
Series Streak First Meeting
Wofford on the Web..... www.woffordterriers.com
SID Contact..... Brent Williamson (williamsondb@wofford.edu)
Coach Mike Ayers
Overall Record (Years) 152-117-2 (25th)
Record at Wofford (Years)..... 141-96-1 (22nd)
South Florida on the Web.....www.gousfbulls.com
SID Contact.....Chris Freet (cfreet@admin.usf.edu)
Coach Jim Leavitt
Overall Record (Years)87-52 (13th)
Record at South Florida (Years)same

Last Game

Nov. 29, 2008 - No. 1 James Madison 38, No. 8 Wofford 35

The Terriers' FCS playoff run came to an end against top-seeded James Madison, 38-35, in the first round. Wofford was led by Mike Rucker with 107 yards and a touchdown, Dane Romero with 87 yards and four touchdowns, and Ben Widmyer with 98 rushing yards.

Dec. 20, 2008 - South Florida 41, Memphis 14

USF (8-5) scored on four of its first five possessions to build a 24-14 halftime lead and cruised in the second half en route to a 27-point win over Memphis in the St. Petersburg Bowl. QB Matt Grothe threw for 236 yards and three touchdowns in the win.

Game Notes

The Terriers are looking for their first win over an FBS opponent since downing Louisiana-Monroe 24-6 in 2000 ... Wofford's only game against a Big East opponent was a 35-7 loss to league champion West Virginia in 2005 ... USF is 3-4 all-time against current SoCon institutions, but each of those games came during the Bulls' time as a I-AA program.

Tale of the Tape

WOF	Category	USF
36.5 (2 of 9)	Scoring Offense	27.6
339.8 (1)	Rushing Offense	165.4
127.4 (9)	Passing Offense	239.6
467.2 (1)	Total Offense	405.0
24.8 (5)	Scoring Defense	20.0
134.4 (2)	Rushing Defense	95.2
236.4 (8)	Passing Defense	192.4
370.8 (5)	Total Defense	287.6

Southern Conference rank in parenthesis.

*2008 Stats



Samford at UCF

(0-0, 0-0 SoCon) (0-0, 0-0 C-USA)

Bright House Networks Stadium (45,000), Orlando, Fla.

Sept. 5 • 7:30 p.m. (ET)

TV: Bright House Sports Network 

Capsule Summary

Series RecordUCF leads 7-3
Last Meeting UCF won 52-7 in 1997
Series Streak UCF has won 3
Samford on the Web..... www.samfordsports.com
SID Contact..... Joey Mullins (jmmulli1@samford.edu)
Coach Pat Sullivan
Overall Record (Years)34-54-1 (9th)
Record at Samford (Years)..... 10-12 (3rd)
UCF on the Web..... www.ucfathletics.com
SID Contact..... Leigh Torbin (ltorbin@athletics.ucf.edu)
Coach George O'Leary
Overall Record (Years)78-69 (13th)
Record at UCF (Years)26-36 (6th)

Last Game

Nov. 22, 2008 - Samford 30, Chattanooga 7

Samford secured its first winning season since 2003 with a 30-7 win at Chattanooga's Finley Stadium. Chris Evans rushed for 134 yards and three touchdowns on 25 carries, breaking the Samford single-season rushing record with a league-best 1,284 yards.

Nov. 29, 2008 - UAB 15, UCF 0

UAB used five field goals to spoil Senior Day as the Blazers defeated UCF, 15-0, in the season finale. Redshirt freshman quarterback Joe Weatherford threw for a career-high 99 yards on 12-for-26 passing, finding seven different receivers.

Game Notes

Samford and UCF faced off 10 times in 13 seasons from 1985-97 ... The Bulldogs return the SoCon's leading rusher from a year ago in junior Chris Evans (1,284 yards) ... Quarterback Dustin Taliaferro was the SoCon Freshman of the Year in 2008 ... Coach Pat Sullivan signed a new five-year contract after last season, keeping him at Samford through the 2013 season.

Tale of the Tape

SAM	Category	UCF
24.9 (7 of 9)	Scoring Offense	16.6
172.1 (3)	Rushing Offense	113.2
174.0 (7)	Passing Offense	116.2
346.1 (7)	Total Offense	229.5
18.8 (1)	Scoring Defense	24.1
103.6 (1)	Rushing Defense	126.1
214.6 (7)	Passing Defense	207.7
318.3 (1)	Total Defense	333.8

Southern Conference rank in parenthesis.

*2008 Stats



Week 1 (Sept. 3 & 5, 2009)



Game Capsules/Preseason Information



Western Carolina at Vanderbilt
(0-0, 0-0 SoCon) (0-0, 0-0 SEC)
Vanderbilt Stadium (39,773), Nashville, Tenn.
Sept. 5 • 7:30 p.m. (ET)
TV: CSS



Capsule Summary

Series Record 0-0
Last Meeting First Meeting
Series Streak First Meeting
Western Carolina on the Web www.catamountsports.com
SID Contact..... Daniel Hooker (dhooker@email.wcu.edu)
Coach Dennis Wagner
Overall Record (Years)47-46-1 (11th)
Record at CIT (Years) 3-9 (2nd)
Vanderbilt on the Web www.vucommodores.com
SID Contact..... Larry Leathers (larry.leathers@vanderbilt.edu)
Coach Bobby Johnson
Overall Record (Years)87-92 (16th)
Record at Vanderbilt (Years)27-56 (8th)

Last Game

Nov. 22, 2008 - No. 2 Appalachian State 35, Western Carolina 10
 Despite holding a 10-7 halftime lead, Western Carolina dropped a 35-10 season-ending decision to rival Appalachian State. Zack Jaynes scored on a 1-yard run in the first quarter for a 7-0 lead while Blake Bostic converted a 43-yard field goal late in the second quarter.

Dec. 31, 2008 - Vanderbilt 16, Boston College 14

Vanderbilt won a bowl game for the first time in 53 years, with Bryant Hahnfeldt kicking a 45-yard field goal with 3:26 left for a 16-14 win over Boston College in the Music City Bowl. The win sealed Vanderbilt's (7-6) first winning season since 1982.

Game Notes

Western Carolina opens year two under Dennis Wagner against former Furman head coach Bobby Johnson and Vanderbilt ... Johnson was 6-1 against the Catamounts while coaching in the SoCon ... The Catamounts boasted the SoCon's top passing defense in 2008, limiting opponents to 172.8 yards per game through the air.

Tale of the Tape

WCU	Category	VU
17.6 (8 of 9)	Scoring Offense	19.2
103.3 (8)	Rushing Offense	133.6
195.7 (6)	Passing Offense	122.6
298.0 (8)	Total Offense	256.2
28.9 (6)	Scoring Defense	19.6
199.5 (8)	Rushing Defense	144.7
172.8 (1)	Passing Defense	174.9
372.3 (6)	Total Defense	319.6

Southern Conference rank in parenthesis.
 *2008 Stats

2009 Southern Conference Preseason All-Conference Teams

Offensive Player of the Year: Armanti Edwards, Sr., QB, ASU
Defensive Player of the Year: Jacque Roman, Sr., LB, ASU

FIRST TEAM		SECOND TEAM	
Offense		Offense	
QB	Armanti Edwards, Sr., ASU	QB	Scott Riddle, Jr., Elon
RB	Mike Brown, Jr., FUR	RB	Devon Moore, Jr., ASU
RB	Chris Evans, Jr., SAM	RB	Brandon Newsome, Jr., Elon
OL	Mario Acitelli, Sr., ASU	OL	Cole Fountain, Sr., GSU
OL	Pat Illig, Jr., WOF	OL	Thomas Suggs, Sr., CIT
OL	David Harrison, Sr., Elon	OL	Daniel DeHaven, Sr., CIT
OL	(tie) Brett Irvin, Jr., ASU	OL	Trey Johnson, Jr., WOF
OL	(tie) Daniel Kilgore, Jr., ASU	OL	Tyler Haynes, Sr., FUR
OL	(tie) Jon Weber, Sr., SAM	TE	Ben Jordan, So., ASU
TE	Chris Truss, Sr., FUR	WR	CoCo Hillary, Jr., ASU
WR	Andre Roberts, Sr., CIT	WR	Brian Quick, So., ASU
WR	Terrell Hudgins, Sr., Elon		
Defense		Defense	
DL	Jabari Fletcher, Jr., ASU	DL	Brandon Ward, Jr., Elon
DL	Terrence Reese, Sr., CIT	DL	Anthony Williams, Sr., ASU
DL	Mitch Clark, Sr., WOF	DL	Justin Brown, Sr., FUR
DL	Eric Ludwig, Sr., Elon	DL	Eric Eberhardt, So., WOF
LB	Jacque Roman, Sr., ASU	LB	D.J. Smith, Jr., ASU
LB	Bryce Smith, Jr., SAM	LB	Gary Blount, Sr., WOF
LB	Joshua Jones, So., Elon	LB	Dion Dubose, So., GSU
DB	Mark LeGree, Jr., ASU	DB	Ed Gainey, So., ASU
DB	Max Lerner, Jr., FUR	DB	Mychael Johnson, Sr., WOF
DB	Karlos Sullivan, Sr., Elon	DB	Julian Hicks, Sr., FUR
DB	Cortez Gilbert, Jr., ASU	DB	(tie) Buster Skrine, Jr., UTC
		DB	(tie) Cortez Allen, Jr., CIT
Specialists		Specialists	
PK	Adrian Mora, So., GSU	PK	Jason Vitaris, Jr., ASU
P	Trent Hawk, Sr., FUR	P	Bob Hooper, Jr., SAM
RS	Andre Roberts, Sr., CIT	RS	CoCo Hillary, Jr., ASU

2009 SoCon Football Preseason COACHES' POLL

Place	School (First-place votes)	Points
1.	Appalachian State (8)	64
2.	Wofford	53
3.	Elon	51
4.	Furman	40
5.	Georgia Southern (1)	39
6t.	The Citadel	26
6t.	Samford	26
8.	Western Carolina	15
9.	Chattanooga	10

2008 SoCon Football Preseason MEDIA POLL

Place	School (First-place votes)	Points
1.	Appalachian State (46)	429
2.	Elon (1)	360
3.	Wofford	326
4.	Georgia Southern (1)	275
5.	Furman	260
6.	Samford	194
7.	The Citadel	165
8.	Western Carolina	94
9.	Chattanooga	57



Week 1 (Sept. 3 & 5, 2009)



National Polls

2009 FCS Coaches Poll

School	PS	S	S	S	S	O	O	O	O	N	N	N	N	F
		7	14	21	28	5	12	19	26	2	9	16	23	
Appalachian State	1													
Richmond	2													
Montana	3													
Northern Iowa	4													
Villanova	5													
James Madison	6													
Southern Illinois	7													
New Hampshire	8													
Weber State	9													
Wofford	10													
Elon	11													
Central Arkansas	12													
Cal Poly	13													
William & Mary	14													
McNeese State	15													
South Carolina State	16													
Eastern Washington	17													
Massachusetts	18													
Jacksonville State	19t													
Maine	19t													
Texas State	21													
Harvard	22													
South Dakota State	23													
Hofstra	24													
Grambling State	25													

2009 The Sports Network Poll

School	PS	S	S	S	S	O	O	O	O	N	N	N	N	F
		7	14	21	28	5	12	19	26	2	9	16	23	
Appalachian State	1													
Richmond	2													
Montana	3													
Northern Iowa	4													
Villanova	5													
James Madison	6													
Southern Illinois	7													
New Hampshire	8													
Weber State	9													
Wofford	10													
Elon	11													
Central Arkansas	12													
Cal Poly	13													
William & Mary	14													
McNeese State	15													
South Carolina State	16													
Eastern Washington	17													
Massachusetts	18													
Jacksonville State	19t													
Maine	19t													
Texas State	21													
Harvard	22													
South Dakota State	23													
Hofstra	24													
Grambling State	25													

This Date in SOCON History

Sept. 3, 1998: Mark Hill set career highs with 10 receptions for 124 yards and two touchdowns as Chattanooga opened the season with a 23-13 win at Samford.

Sept. 5, 1981: Alvin Parker rushed for four touchdowns in Appalachian State's 48-9 win over Lenoir-Rhyne.

Chattanooga used three fourth quarter TDs to put away a 42-19 victory over Middle Tennessee State. Steve Woods accounted for four touchdowns (2 rushing, 2 passing) in the win.

Sept. 5, 1987: Charlie Taafe's debut as The Citadel head coach was successful as the Bulldogs rolled up 384 yards of rushing in a 38-0 blanking of Wofford.

In rainy conditions in Orangeburg, Furman opened the season with a 25-7 win over South Carolina State behind 233 yards rushing.

Sept. 5, 1992: Jerry Ellison set a new UTC single-game rushing mark with 231 yards and two touchdowns, including a 95-yarder in the third

quarter, to lift the Mocs to a 35-20 road win over Boise State.

In Arkansas' first game as a SEC school, The Citadel shocked the Razorbacks, 10-3, after defensive end Justin Boehmer returned a fourth quarter fumble 34 yards for the only touchdown of the day.

In only the second night game in Paladin Stadium history, Carl Tremble's 176-yard rushing effort propelled Furman to a 31-13 win over visiting Liberty.

Western Carolina opened the season with a convincing 42-6 win over Mars Hill, showcasing a balanced offense attack that put up 224 yards passing and 222 yards rushing.

Sept. 5, 1998: David Reaves ran for two touchdowns and passed for another as Appalachian State topped No. 24 Liberty, 28-19, in the season opener.

Adrian Peterson's two second half touchdowns in his collegiate debut were the difference in Georgia Southern's 31-17 win over Elon.

SOCON Coaching Records

Coach, School	Years at School	Record at School	SoCon Record	SoCon Pct.	Career Record	Career Pct.
Jerry Moore, Appalachian State	21	178-73	117-35	.770	205-121-2	.628
Kevin Higgins, The Citadel	5	20-25	12-17	.414	76-50-1	.602
Pete Lembo, Elon	4	20-14	12-10	.545	64-28	.696
Bobby Lamb, Furman	8	56-29	35-17	.673	56-29	.659
Chris Hatcher, Georgia Southern	3	13-9	8-7	.533	89-21	.809
Pat Sullivan, Samford	3	10-12	4-4	.500	34-54-1	.388
Russ Huesman, Chattanooga	1	0-0	0-0	.000	0-0	.000
Dennis Wagner, Western Carolina	2	3-9	1-7	.125	47-46-1	.505
Mike Ayers, Wofford	22	141-96-1	62-51	.549	152-117-2	.565



Week 1 (Sept. 3 & 5, 2009)



SOCON vs. Other Conferences (0-0)

FBS Opponents (0-0)



Atlantic Coast (0-0)

The Citadel at North Carolina, 6 p.m. Sept. 5
 Elon at Wake Forest, 6:30 p.m. Sept. 19
 Georgia Southern at North Carolina, TBA Oct. 10



Big East (0-0)

Wofford at South Florida, 7 p.m. Sept. 5



Big Ten (0-0)

Wofford at Wisconsin, 12 p.m. Sept. 19



Big 12 (0-0)

Furman at Missouri, 2 p.m. Sept. 19



Conference USA (0-0)

Appalachian State at East Carolina, 12 p.m. Sept. 5
 Samford at Central Florida, 6 p.m. Sept. 5



Southeastern (0-0)

Western Carolina at Vanderbilt, 7:30 p.m. Sept. 5
 Furman at Auburn, TBA Nov. 7
 Chattanooga at Alabama, TBA Nov. 21

FCS Opponents (0-0)



Big South (0-0)

Presbyterian at Furman, 5 p.m. Sept. 5
 Elon at Presbyterian, 1:30 p.m. Sept. 12
 Gardner-Webb at Western Carolina, 6 p.m. Sept. 12
 Charleston Southern at Wofford, 7 p.m. Sept. 12
 Chattanooga at Presbyterian, 1:30 p.m. Sept. 19
 Presbyterian at The Citadel, 7 p.m. Sept. 26



Independents (0-0)

N.C. Central at Appalachian State, 3:30 p.m. Oct. 10



Ivy (0-0)

The Citadel at Princeton, 3 p.m. Sept. 19



Missouri Valley (0-0)

Georgia Southern at South Dakota St., 7 p.m. Sept. 12



Northeast (0-0)

Albany at Georgia Southern, 6 p.m. Sept. 5



Ohio Valley (0-0)

Western Carolina at Eastern Kentucky, 1 p.m. Nov. 14



Pioneer (0-0)

Davidson at Elon, 7 p.m. Sept. 5
 Jacksonville at Samford, 7 p.m. Sept. 12



Southland (0-0)

McNeese State at Appalachian State, 3:30 p.m. Sept. 12

Non-Division I Opponents (0-0)

Glenville State at Chattanooga, 7 p.m. Sept. 3
 Miles at Samford, 3 p.m. Sept. 19

All Times Eastern

2008 NCAA Statistical Leaders

Individual

Rushing

11	Chris Evans (SAM)	120.63 ypg
40	Brandon Newsome (Elon)	82.78 ypg
47	Dane Romero (WOF)	78.00 ypg

Passing Yards

20	Scott Riddle (Elon)	251.22 ypg
34	Bart Blanchard (CIT)	215.56 ypg
36	Jordan Sorrells (FUR)	212.80 ypg
46	Armanti Edwards (ASU)	202.46 ypg

Passes Completed

16	Scott Riddle (Elon)	22.11 cpg
31	Bart Blanchard (CIT)	18.11 cpg
33	Jordan Sorrells (FUR)	18.10 cpg

Passing Efficiency

3	Armanti Edwards (ASU)	173.6
29	Dustin Taliaferro (SAM)	141.7
35	Scott Riddle (Elon)	134.5
37	Jordan Sorrells (FUR)	133.7
41	Bart Blanchard (CIT)	131.4

Total Offense

12	Armanti Edwards (ASU)	273.0 ypg
30	Scott Riddle (Elon)	247.1 ypg
32	Antonio Henton (GSU)	244.3 ypg
38	Bart Blanchard (CIT)	232.1 ypg
47	Jordan Sorrells (FUR)	210.7 ypg

Receptions per Game

3	Terrell Hudgins (Elon)	7.67 rpg
6	Andre Roberts (CIT)	7.44 rpg
33	Raja Andrews (GSU)	5.75 rpg

Receiving Yards per Game

5	Andre Roberts (CIT)	106.89 ypg
7	Terrell Hudgins (Elon)	102.56 ypg
27	Raja Andrews (GSU)	84.63 ypg

All-Purpose Yards per Game

19	Andre Roberts (CIT)	154.67 ypg
30	Chris Evans (SAM)	134.50 ypg
35	Raja Andrews (GSU)	128.50 ypg
38	Mike Rucker (WOF)	128.25 ypg

Punting

19	Neil Young (ASU)	41.82 avg.
22	Charlie Edwards (GSU)	41.53 avg.
23	Mark Kaspar (CIT)	41.50 avg.
42	Jeff Lloyd (UTC)	40.26 avg.

Punt Returns

1	Andre Roberts (CIT)	18.73 avg.
8	Raja Andrews (GSU)	15.63 avg.
30	Richie Fordham (SAM)	10.13 avg.
37	Karlos Sullivan (Elon)	9.56 avg.
50	Jordan Hazard (UTC)	8.25 avg.

Kickoff Returns

23	Bo Williamson (Elon)	25.33 avg.
----	----------------------	------------

Field Goals per Game

1	Andrew Wilcox (Elon)	2.00 fpg
20	Sam Keeler (CIT)	1.22 fpg
43	Blake Bostic (WCU)	0.90 fpg
46	Patrick Mugan (WOF)	0.88 fpg

Scoring

6	Dane Romero (WOF)	9.75 ppg
9	Andre Roberts (CIT)	9.33 ppg
11	Andrew Wilcox (Elon)	9.22 ppg
22	Robert Welton (ASU)	7.71 ppg
25	Patrick Mugan (WOF)	7.63 ppg
27	Chris Evans (SAM)	7.50 ppg
49	Jason Vitaris (ASU)	6.89 ppg

Tackles

10	Quentin Taylor (GSU)	10.88 tpg
25	Jacque Roman (ASU)	9.89 tpg
34	Chris Covington (GSU)	9.33 tpg

Sacks

17	Dakota Walker (GSU)	0.78 spg
20	Mitch Clark (WOF)	0.75 spg
22	Chris Covington (GSU)	0.72 spg
37	Patrick Hatcher (SAM)	0.63 spg

Interceptions

1	Mark LeGree (ASU)	0.88 ipg
14	Bryce Smith (SAM)	0.50 ipg
26	Terell Wilson (Elon)	0.44 ipg
41	Ronald Wiggins (GSU)	0.43 ipg
50	William Middleton (FUR)	0.40 ipg

Team

Team	Rushing Off./Def.	Passing Off./Def.	Scoring Off./Def.	Total Off./Def.
Appalachian State	7/87	48/47	3/50	5/75
The Citadel	74/82	30/51	40/86	46/72
Elon	50/53	22/35	36/32	24/33
Furman	52/57	50/37	42/33	47/44
Georgia Southern	49/92	35/103	13/96	35/108
Samford	22/6	79/90	54/16	45/25
Chattanooga	107/115	99/52	114/114	116/109
Western Carolina	82/107	59/26	101/79	78/80
Wofford	1/32	109/108	5/70	2/87



Week 1 (Sept. 3 & 5, 2009)



SOCON By the Numbers

SOCON Players of the Week (2008)

Offense

S. 1	Dane Romero, WOF, RB	15 car., 100 yards, 3 TDs
S. 8	Robert Welton, ASU, RB	10 car., 161 yards, 3 TDs
S. 15	Antonio Henton, GSU, QB	16-27-0, 298 yards, 5 total TDs
S. 22	Terrell Hudgins, Elon, WR	13 rec., 199 yards, 1 TD
S. 29	Devin Radford, ASU, RB	17 car., 179 yards, 3 total TDs
O. 6	Armanti Edwards, ASU, QB	305 total yards, 6 TD respons.
O. 13	Armanti Edwards, ASU, QB	370 total yards, 3 TDs
O. 20	Armanti Edwards, ASU, QB	333 total yards, 5 TD respons.
O. 27	Chris Evans, SAM, RB	174 yards, 2 TDs
N. 3	Armanti Edwards, ASU, QB	440 total yards, 6 TD respons.
N. 10	Dane Romero, WOF, RB	25 car., 146 yards, 3 TDs
N. 17	Lee Chapple, GSU, QB	39-56-1, 323 yards, 2 TDs
N. 24	DeAndre Presley, ASU, QB	314 total yards, 4 TD respons.

Freshman

S. 1	Asheton Jordan, CIT, FB	10 car., 70 yards, 2 TDs
S. 8	Mitch Allen, WOF, QB	8 car., 135 yards, 2 TDs
S. 15	A.J. Harris, Elon, RB	7 car., 91 yards, 3 TDs., 3 rec., 41 yards
S. 22	Quan Warley, WCU, RB	29 car., 202 yards, 3 rec., 17 yards
S. 29	Demarcus Watts, GSU, WR	3 rec., 158 yards, 1 TD
O. 6	Dustin Taliaferro, SAM, QB	14-for-16, 154 yards, 2 TDs
O. 13	Zack Jaynes, WCU, QB	302 yards passing, 3 TD respons.
O. 20	Jamal Shuman, Elon, RB	18 car., 166 yards, 1 TD
O. 27	Quan Warley, WCU, RB	152 total yards, 1 TD
N. 3	Brian Quick, ASU, WR	172 rec. yards, 3 TD
N. 10	Dustin Taliaferro, SAM, QB	14-of-17, 166 yards, 3 total TDs
N. 17	Terrell Dallas, CIT, RB	13 car., 49 yards, 2 TDs
N. 24	DeAndre Presley, ASU, QB	314 total yards, 4 TD respons.

Defense

S. 1	Jacque Roman, ASU, LB	12 tack. (2 solo), 1 INT
S. 8	Brandon Williams, FUR, LB	11 tack. (7 solo), 2 TFL, 1 sack
S. 15	Quintin Phillips, WCU, LB	16 TT (4 solo)
S. 22	Reggie Rice, CIT, LB	11 tack., 3 QBH, 1 TFL, 1 sack, 1 TD
S. 29	Seth Goldwire, WOF, LB	11 tack., 2 INT, 1 FR, 1.5 sacks, 1 TD
O. 6	Cortez Gilbert, ASU, CB	11, tack., 2 PBU
O. 13	D.J. Smith, ASU, LB	16 tack., 12 solo
O. 20	William Middleton, FUR, DB	16 tack., TFL, sack, PBU
O. 27	Patrick Hatcher, SAM, DL	8 tack., 5 TFL, 3 sacks, 2 QBH
N. 3	Mark LeGree, ASU, DB	3 INT, 8 tack., 1 FF
N. 10	Andy Davis, SAM, DB	2 INT, 8 tack.
N. 17	Dion Dubose, GSU, LB	10 tack. (9 solo), 2 sacks
N. 24	Adrian McLeod, WCU, LB	17 tack. (8 solo), 3.5 TFL, 1 sack

Special Teams

S. 1	Andre Roberts, CIT, RS	4 PR, 116 yards, 1 TD
S. 8	Karlos Sullivan, Elon, RS	5 PR, 106 yards, 1 TD
S. 15	Bo Williamson, Elon, RS	120 return yards, 287 all-purp.
S. 22	Andrew Wilcox, Elon, PK	5-for-5 FG, 1-for-1 PAT
S. 29	Andrew Wilcox, Elon, PK	3-for-4 FG, 2-for-2 PAT
O. 6	Bob Hooper, SAM, P	44.3 avg., 5 of 6 inside 20
O. 13	Andrew Wilcox, Elon, PK	2-for-2 FG, 3-for-3 PAT
O. 20	Raja Andrew, GSU, PR	84-yard punt return for TD
O. 27	Patrick Bolen, GSU, PK	3 KO touchbacks, onside kick
N. 3	Blake Cain, WCU, P	5-of-7 punts inside 20 yard line
N. 10	Bob Hooper, SAM, P	48.0 avg., 6-of-8 inside 20
N. 17	Andre Roberts, CIT, PR	4 PR, 87 yards, 1 TD
N. 24	Asheton Jordan, CIT, KR	8 KR, 200 yards

2008 National Weekly Awards Winners

College Sporting News National All Stars

Sept. 8.....	Karlos Sullivan, Elon, RS
Sept. 22	Andrew Wilcox, Elon, PK
Sept. 29	Seth Goldwire, WOF, LB
Oct. 6.....	Armanti Edwards, ASU, QB

The Sports Network National Players of the Week

Nov. 3	Armanti Edwards, ASU, QB
Nov. 3	Mark LeGree, ASU, DB



ASU quarterback Armanti Edwards

Career SOCON Weekly Award Winners

(since 2005, among active players)

- 11 - Armanti Edwards (ASU, QB, 6 Off., 5 FR)
- 6 - Scott Riddle (Elon, QB, 3 Off., 3 Fr.)
- 3 - Jordan Sorrells (FUR, QB, 3 Fr.); Andre Roberts (CIT, WR/RS, 1 Fr., 2 ST)
- 2 - Bob Hooper (SAM, P, 2 ST); Terrell Hudgins (Elon, WR, 2 Off.); DeAndre Presley (ASU, QB, 1 Off., 1 Fr.); D.J. Smith (ASU, LB, 2 Def.); Karlos Sullivan (Elon, DB/RS, 1 Fr., 1 ST); Dustin Taliaferro (SAM, QB, 2 Fr.)
- 1 - Mitch Allen (WOF, QB, 1 Fr.); Bart Blanchard (CIT, QB, 1 Fr.); Mike Brown (FUR, RB, 1 Fr.); Blake Cain (WCU, P, 1 ST); Craig Camay (UTC, PK, 1 ST); Lee Chapple (GSU, QB, 1 Off.); Terrell Dallas (CIT, RB, 1 Fr.); Andy Davis (SAM, DB, 1 Def.); Dion Dubose (GSU, LB, 1 Def.); Chris Evans (SAM, RB, 1 Off.); Cortez Gilbert (ASU, CB, 1 Def.); A.J. Harris (Elon, RB, 1 Fr.); Patrick Hatcher (SAM, DL, 1 Def.); Julian Hicks (FUR, S, 1 Def.); Zack Jaynes (WCU, QB, 1 Fr.); Mark LeGree (ASU, DB, 1 Def.); Adrian McLeod (WCU, LB, 1 Def.); Marquel Pittman (WCU, WR, 1 Fr.); Brian Quick (ASU, WR, 1 Fr.); Devin Radford (ASU, RB, 1 Off.); Jacque Roman (ASU, LB, 1 Def.); Zeke Rozier (GSU, RB, 1 Fr.); Jamal Shuman (Elon, RB, 1 Fr.); Chris Teal (GSU, WR, 1 Fr.); Nolan Ward (Elon, LB, 1 Fr.); E.J. Webb (GSU, LB, 1 Fr.); Robert Welton (ASU, RB, 1 Off.); Brandon Wiggins (Elon, LB, 1 Fr.); Anthony Williams (ASU, DE, 1 Def.); Erroll Wynn (UTC, RB, 1 Fr.)



Week 1 (Sept. 3 & 5, 2009)



SOCON By the Numbers

Wins vs. FBS (I-A) Teams

1982	Furman 28, South Carolina 23
1982	Furman 17, Georgia Tech 14
1983	Chattanooga 38, Louisiana-Lafayette 14
1983	Appalachian State 27, Wake Forest 25
1984	Chattanooga 9, Louisiana-Lafayette 7
1984	Furman 34, North Carolina State 30
1985	Furman 42, North Carolina State 20
1986	Furman 17, Georgia Tech 17 (tie)
1987	East Tennessee State 29, North Carolina State 14
1988	The Citadel 42, Navy 35
1988	Appalachian State 34, Wake Forest 34
1989	Appalachian State 15, Wake Forest 10
1989	The Citadel 14, Navy 10
1990	The Citadel 38, South Carolina 35
1991	The Citadel 20, Army 14
1991	Appalachian State 17, Wake Forest 3
1992	The Citadel 10, Arkansas 3
1992	The Citadel 15, Army 14
1995	Appalachian State 24, Wake Forest 22
1998	Appalachian State 30, Wake Forest 27
1999	Furman 28, North Carolina 3
2000	Wofford 24, Louisiana-Monroe 6
2000	Appalachian State 20, Wake Forest 16
2004	Georgia Southern 53, Florida International 32
2007	Appalachian State 34, Michigan 32

2008 Attendance

SoCon teams attracted 673,283 fans in 56 contests last season. Average attendance was down 1,050 from 2007.

Rank	Team	2006 Avg.	2007 Avg.	2008 Avg.	Change
1	Appalachian State	20,546	24,219 (9)	25,161 (8)	+942
6	Georgia Southern	15,612	18,925 (6)	18,168 (6)	-757
19	The Citadel	14,599	13,757 (6)	12,261 (6)	-1,496
30	Furman	12,442	12,590 (5)	10,073 (6)	-2,517
39	Elon	6,671	7,734 (6)	9,220 (6)	+1,486
47	Western Carolina	8,805	6,760 (5)	8,320 (6)	+1,560
52	Wofford	8,344	8,345 (7)	7,812 (6)	-533
58	Samford	5,320	5,764 (6)	7,064 (6)	+1,300
69	Chattanooga	7,482	6,264 (6)	5,748 (6)	-516
SoCon Average		12,621	13,073 (50)	12,023 (56)	-1,050

Shutout Chart

Team	Last SHO Win	Gms Ago	Last SHO Loss	Gms Ago
ASU	41-0, Mars Hill, 2006	42	24-0, LSU, 2005	51
CIT	76-0, Webber Int'l., 2007	22	61-0, Maryland, 2003	74
Elon	45-0, NC A&T, 2006	25	21-0, Citadel, 2005	36
FUR	10-0, Elon, 2004	55	33-0, Clemson, 1998	135
GSU	35-0, Savannah St., 2003	68	45-0, Montana, 1995	168
SAM	62-0, Faulkner, 2008	9	29-0, Tenn. Tech, 2000	88
UTC	38-0, Western Caro., 2003	61	55-0, Wofford, 2006	24
WCU	35-0, Shorter, 2008	11	69-0, Florida State, 2008	10
WOF	55-0, Chatt., 2006	26	24-0, Western Caro., 2005	39

Overtime Games

Date	Result
Dec. 1, 1990	Nevada-Reno 42, Furman 35 (3 OT)
Oct. 19, 1991	Appalachian State 26, Furman 23 (3 OT)
Nov. 2, 1991	Marshall 27, Western Carolina 24 (3 OT)
Nov. 21, 1992	VMI 37, Chattanooga 34
Oct. 16, 1993	VMI 35, Chattanooga 29 (2 OT)
Nov. 19, 1994	VMI 26, Appalachian State 23
Nov. 26, 1994	Appalachian State 17, New Hampshire 10
Nov. 16, 1996	VMI 34, The Citadel 27 (2 OT)
Oct. 11, 1997	The Citadel 23, East Tennessee State 20
Sept. 26, 1998	Western Carolina 31, East Tennessee State 24
Oct. 3, 1998	Appalachian State 30, Wake Forest 27
Oct. 24, 1998	East Tennessee State 22, Furman 19 (2 OT)
Nov. 6, 1999	Samford 35, Western Carolina 32
Nov. 6, 1999	Chattanooga 30, The Citadel 27
Nov. 27, 1999	Massachusetts 30, Furman 23
Nov. 4, 2000	Chattanooga 20, The Citadel 13
Nov. 18, 2000	Furman 45, Chattanooga 44
Dec. 9, 2000	Montana 19, Appalachian State 16
Oct. 13, 2001	VMI 19, Chattanooga 16
Nov. 3, 2001	The Citadel 20, Chattanooga 17 (2 OT)
Oct. 5, 2002	Wofford 27, Chattanooga 21
Sept. 11, 2003	East Tennessee State 14, Tennessee-Martin 7
Sept. 25, 2004	Gardner-Webb 26, Western Carolina 20
Sept. 25, 2004	Pittsburgh 41, Furman 38
Sept. 3, 2005	Chattanooga 30, Tennessee Tech 23
Sept. 3, 2005	Georgia Southern 41, Northeastern 38
Sept. 25, 2005	Furman 44, Hofstra 41 (2 OT)
Oct. 15, 2005	Furman 39, The Citadel 31 (3 OT)
Sept. 9, 2006	Charleston Southern 38, The Citadel 35 (2 OT)
Oct. 14, 2006	Chattanooga 17, Western Carolina 14
Oct. 21, 2006	Appalachian State 27, Georgia Southern 20 (2 OT)
Oct. 21, 2006	Furman 28, Chattanooga 22
Oct. 21, 2006	The Citadel 30, Western Carolina 27
Nov. 18, 2006	Central Arkansas 34, Georgia Southern 31
Sept. 22, 2007	Chattanooga 45, Georgia Southern 38
Oct. 13, 2007	The Citadel 54, Furman 51
Oct. 13, 2007	Elon 36, Georgia Southern 33 (2 OT)
Sept. 13, 2008	Georgia Southern 34, Northeastern 27
Sept. 27, 2008	Wofford 38, Georgia Southern 37
Oct. 25, 2008	Georgia Southern 38, Western Carolina 31
Nov. 1, 2008	Georgia Southern 44, The Citadel 41 (3 OT)

Current League Members Overtime Records

Appalachian State	4-2	.667
The Citadel	4-5	.444
Elon	1-0	1.000
Furman	4-6	.400
Georgia Southern	4-5	.444
Samford	0-0	.000
Chattanooga	5-7	.417
Western Carolina	1-6	.143
Wofford	2-0	1.000
Total	24-30	.444



Week 1 (Sept. 3 & 5, 2009)



SOCON By the Numbers

Home Field Records

Team	W	L	T	Pct.	Yrs.	Stadium Name
Appalachian State	196	60	5	.761	46th	Kidd Brewer
The Citadel	200	124	3	.616	61st	Johnson Hagood
Elon	21	25	0	.457	8th	Rhodes
Furman	141	35	1	.799	28th	Paladin
Georgia Southern	149	28	0	.842	25th	Paulson
Samford	128	66	4	.657	41st	Seibert
Chattanooga	24	39	0	.381	12th	Finley
Western Carolina	105	72	2	.592	35th	E.J. Whitmire
Wofford	52	19	0	.732	13th	Gibbs

All-Time Conference Record

Team	Years	W	L	T	Pct.
Appalachian State	38	173	78	5	.686
The Citadel	66	173	256	5	.404
Elon	6	15	29	0	.341
Furman	70	231	174	11	.569
Georgia Southern	16	88	36	0	.710
Samford	1	4	4	0	.500
Chattanooga	33	97	126	2	.436
Western Carolina	33	93	135	1	.408
Wofford	12	56	36	0	.609

Overall Football Records Last Five Seasons (2004-08)

Team	(All Games)				
	W	L	Pct.	Titles	Playoffs
Appalachian State	56	14	.800	4	4
Furman	42	20	.677	1	3
Wofford	39	19	.672	1	2
Georgia Southern	33	21	.611	1	2
Elon	26	28	.481	0	0
The Citadel	23	32	.418	0	0
Samford	22	33	.400	0	0
Western Carolina	15	39	.278	0	0
Chattanooga	14	42	.250	0	0

Overall Football Records Last 10 Seasons (1999-08)

Team	(All Games)				
	W	L	Pct.	Titles	Playoffs
Appalachian State	99	33	.750	5	8
Georgia Southern	89	34	.724	5	6
Furman	86	38	.694	3	7
Wofford	77	40	.658	2	3
Elon	50	60	.454	0	0
Samford	49	60	.450	0	0
Western Carolina	39	71	.354	0	0
The Citadel	39	72	.351	0	0
Chattanooga	32	81	.283	0	0

SoCon Football Records Last Five Seasons (2004-08)

Team	(SoCon Games)				
	W	L	Pct.	Titles	Playoffs
Appalachian State	30	6	.833	4	4
Furman	25	11	.694	1	3
Wofford	24	12	.667	1	2
Georgia Southern	21	15	.583	1	2
Samford	4	4	.500	0	0
The Citadel	14	22	.389	0	0
Elon	14	22	.389	0	0
Chattanooga	9	27	.250	0	0
Western Carolina	7	29	.194	0	0

SoCon Football Records Last 10 Seasons (1999-08)

Team	(SoCon Games)				
	W	L	Pct.	Titles	Playoffs
Appalachian State	61	15	.803	5	8
Furman	55	21	.724	3	7
Georgia Southern	54	22	.711	5	6
Wofford	51	25	.671	2	3
SAM (since 2008)	4	4	.500	0	0
Elon (since 2003)	15	29	.341	0	0
The Citadel	23	53	.303	0	0
Western Carolina	23	53	.303	0	0
Chattanooga	21	55	.276	0	0

Game Times Decrease with New Rule Changes in 2008

When the revised rules regarding the play clock went into effect last year, many thought game times would decrease again, much like during the 2006 season. Rules changes for the 2008 season included the institution of a 40-second play clock that begins immediately following the completion of a play, except in dead ball situations. Also, when a ball carrier runs out of bounds, the clock is stopped, but it is started again when the ball is set for play (except for the final two minutes of each half.)

The following is a comparison of the last four seasons:

Team	2005	2006	2007	2008	Change	Change
	Plays-Time	Plays-Time	Plays-Time	Plays-Time	Plays	Time
Appalachian State	137.0-2:59	129.4-2:51	145.3-3:16	139.0-3:02	-6.3	-14 minutes
The Citadel	137.3-2:59	128.9-2:47	143.1-3:06	135.6-2:55	-7.5	-11 minutes
Elon	129.2-2:47	131.3-2:37	151.2-3:13	137.8-2:55	-13.4	-18 minutes
Furman	146.5-3:13	124.7-2:56	141.3-3:12	131.4-2:52	-9.9	-20 minutes
Georgia Southern	136.7-3:00	128.4-2:47	146.1-3:13	150.7-3:15	+4.6	+2 minutes
Samford	-	-	142.0-3:11	129.6-2:49	-12.4	-22 minutes
Chattanooga	140.1-3:03	129.7-2:45	140.6-3:06	131.2-2:58	-9.4	-8 minutes
Western Carolina	131.5-3:03	120.7-2:40	140.3-3:19	132.8-2:58	-7.5	-21 minutes
Wofford	141.1-2:51	125.8-2:37	144.1-3:09	138.6-2:55	-6.5	-14 minutes
SoCon Average	137.3-2:59	127.4-2:45	144.1-3:12	138.1-2:58	-6.0	-14 minutes



Week 1 (Sept. 3 & 5, 2009)



SOCON Active Career Leaders

Rushing

	Gms	Att	Yards	TD	YPC	Yds/gm
(8) Armanti Edwards, ASU	39	618	3,682	47	6.0	94.4
Chris Evans, SAM#	22	445	2,317	19	5.2	105.3
Erroll Wynn, UTC	32	460	1,804	7	3.9	56.4
Brandon Newsome, Elon	23	241	1,169	4	4.9	50.8
Mike Brown, FUR	23	210	1,137	6	5.4	49.4
Devon Moore, ASU	32	178	897	11	5.0	28.0
Bryan Fitzgerald, UTC	11	117	798	3	6.8	72.5
Jeremy Marshall, WOF	30	117	767	3	6.6	25.6
Mike Rucker, WOF	22	84	572	5	6.8	26.0
Robert Welton, ASU	12	99	563	1	5.7	46.9

Passing

	Gms	Comp.	Att.	Pct.	Yards	TD	INT
(9) Armanti Edwards, ASU	39	511	802	63.7	7,101	62	26
(12) Scott Riddle, Elon	23	609	935	65.1	6,688	55	28
Jordan Sorrells, FUR	35	348	567	61.4	3,941	22	18
Bart Blanchard, CIT	19	263	436	60.3	3,260	26	12
Dustin Taliaferro, SAM	11	151	225	67.1	1,745	13	5
Zack Jaynes, WCU	10	127	229	55.5	1,163	10	4
Jare Gault, UTC	11	99	190	52.1	961	7	6
Lee Chapple, GSU	7	78	124	64.5	787	5	4
Tony Pastore, UTC	8	44	93	47.3	706	6	9
Cam Turner, CIT	9	32	61	52.5	386	5	2

Receiving

	Gms	Rec.	Yards	YPC	YPG	CPG	TD
(2) Terrell Hudgins, Elon	33	272	3,617	13.3	109.6	8.2	36
(4) Andre Roberts, CIT	34	208	2,951	14.2	86.8	6.1	29
Jonathan Lowery, SAM#	32	97	1,136	11.7	35.5	3.0	10
CoCo Hillary, ASU	29	79	1,074	13.6	37.0	2.7	5
Marquell Pittman, WCU	20	69	1,047	15.2	52.2	3.5	9
Clint Woods, UTC	30	95	1,001	10.5	33.4	3.2	6
Blue Cooper, UTC	30	68	966	14.2	32.2	2.3	7
Adam Mims, FUR	26	69	831	12.0	32.0	2.7	4
R.J. Webb, FUR	18	54	760	14.1	42.2	3.0	4
David Hendrix, FUR	12	46	565	12.3	47.1	3.8	1

Field Goals

	FGM	FGA	Pct.
Sam Keeler, CIT	12	19	63.2
Craig Camay, UTC	11	18	61.1
Adrian Mora, GSU	10	12	83.3
Blake Bostic, WCU	10	15	66.7
Matthew Cesari, FUR	9	12	75.0
Jason Vitaris, ASU	8	12	66.7

PAT

	PATM	PATA	Pct.
Jason Vitaris, ASU	66	71	93.0
Matthew Cesari, FUR	37	38	97.4
Sam Keeler, CIT	36	41	87.8
Craig Camay, UTC	33	35	94.2
Adrian Mora, GSU	31	31	100.0
Blake Bostic, WCU	20	23	87.0

Punt Returns

	No	Yds	TD	Avg.
(2) Andre Roberts, CIT	69	943	3	13.7
(17) Karlos Sullivan, Elon	55	593	2	10.8
Adam Mims, FUR	21	218	0	10.4
Richie Fordham, SAM	16	179	0	11.2

Kickoff Returns

	No	Yds	TD	Avg.
(14) CoCo Hillary, ASU	73	1,731	1	23.7
Mike Rucker, WOF	62	1,438	1	23.0
Stephone LaFrance, FUR	32	776	0	24.3
Mike Brown, FUR	34	769	1	22.6
Riley Hawkins, SAM	26	557	0	21.4
Sean Lees, WOF	21	509	1	24.2
Darrell Pasco, GSU	20	453	0	22.7

Tackles

	No
(13) Jacque Roman, ASU	301
D.J. Smith, ASU	244
Quintin Phillips, WCU	200
Chris Collins, WCU	194
Joseph Thornton, UTC	174
Brandon Wiggins, Elon	163
Nolan Ward, Elon	157
Anthony Williams, ASU	138
Justin Brown, FUR	134
Walker White, Elon	132

Interceptions

	No
(11) Mark LeGree, ASU	10
Nolan Ward, Elon	7
Karlos Sullivan, Elon	6
Ty Levie, SAM#	6
Antoine George, WCU	6
Bryce Smith, SAM#	5
Mitchell Bell, WCU	5
Terrell Wilson, Elon	4
Max Lerner, FUR	4
Joseph Thornton, UTC	4

Sacks

	No
Mitch Clark, WOF	9.5
Tony Robertson, ASU	9.0
Anthony Williams, ASU	8.5
Shaun van Rensburg, FUR	7.5
Justin Brown, FUR	7.0
Pierre Banks, ASU	6.5
Jabari Fletcher, ASU	6.5
Patrick Hatcher, SAM	6.5
Lanston Tanyi, ASU	6.0
John Michael Clay, SAM	5.5

Tackles for Loss

	No
Joseph Thornton, UTC	22.5
Terrence Reese, CIT	22.0
Justin Brown, FUR	21.5
Tony Robertson, ASU	21.0
Anthony Williams, ASU	18.5
Jabari Fletcher, ASU	17.5
Mitch Clark, WOF	17.5
Dewitt Jones, CIT	16.0
Eric Ludwig, Elon	16.0
Jacque Roman, ASU	14.5

() - NCAA Ranking at end of 2008.

- SAM stats prior to 2008 are listed here, but they do not count towards SoCon career records.



Week 1 (Sept. 3 & 5, 2009)



SOCON Media Services

Press Releases

The Southern Conference utilizes e-mail and the league's website (www.soconsports.com) to distribute information, press releases, notes and statistics. If you wish to be added to the distribution list, please contact a member of the media relations staff.

SoCon.TV

In July 2005, the Southern Conference launched SoCon.TV, a live video streaming network designed to bring SoCon sports to fans around the world through the internet. The network includes not only Southern Conference Championship events but also regular season events from around the league.

SoCon Football Media Center

A new feature on SoConSports.com this season is the SoCon Football Media Center. This is your one-stop location for all pertinent information regarding SoCon football, including audio and video clips, rosters and other team information, media guides, game notes and more. This will be updated throughout the season to keep all media fully informed about SoCon football.

SoCon Players of the Week

Each week, the league office will select an Offensive, Defensive, Special Teams and Freshman Player of the Week. Honorees will be released to the media on Monday afternoons via the conference website (www.soconsports.com) and by e-mail.

Postseason Awards

Following the conclusion of the regular season, two all-conference teams are selected. Voting will be conducted by the league's coaches and the Southern Conference Sports Media Association (SCSMA). Each group selects a first-team and a second-team as well as an Offensive Player of the Year, Defensive

Player of the Year, Freshman of the Year and Coach of the Year. The conference coaches also select a recipient of the Jacobs Blocking Trophy, awarded to the top lineman in the conference.

Coaches Teleconference

The Southern Conference will host a weekly teleconference featuring the league's head coaches each Tuesday morning throughout the season beginning on September 1 through November 24. The teleconferences will continue throughout the FCS postseason, as needed.

Each teleconference is recorded and will be available through the conference web-site (www.soconsports.com) on Tuesday afternoons.

Weekly Teleconference Schedule

Time (ET)	Coach, School
10:00-10:07	Jerry Moore, ASU
10:07-10:14	Kevin Higgins, CIT
10:14-10:21	Pete Lembo, Elon
10:21-10:28	Bobby Lamb, FUR
10:28-10:35	Chris Hatcher, GSU
10:35-10:42	Pat Sullivan, SAM
10:42-10:49	Russ Huesman, UTC
10:49-10:56	Dennis Wagner, WCU
10:56-11:03	Mike Ayers, WOF

SoCon Football on the Air (Flagship Stations)

Appalachian State	WKBC-FM (97.3)
The Citadel	WTMZ-AM (910)
Elon	WPCM-AM (920)
Furman	WOLT-FM (103.3)
Georgia Southern	WPMX-FM (102.9)
Samford	WVSU-FM (91.1)
Chattanooga	WTZO-FM (105.1)
Western Carolina	WWCU-FM (90.5)
Wofford	WSPG-AM (1400)

SoCon Media Relations Staff



Jason Yaman
Assistant Commissioner
for Media Relations
Office: (864) 591-5100
Cell: (864) 380-1166
Fax: (864) 591-3448
jyaman@socon.org

Responsibilities:
Administration, Men's Basketball, Men's and Women's Soccer, Men's and Women's Tennis



Jonathan Caskey
Associate Director of
Media Relations
Office: (864) 591-5100
Cell: (864) 525-5174
Fax: (864) 591-3448
Home: (864) 599-8842
jcaskey@socon.org

Responsibilities:
Publications, Football, Wrestling, Baseball, Men's and Women's Golf

JoAnne Cannell Media Relations Assistant

Office: (864) 591-5100
Cell: (864) 525-5157
Fax: (864) 591-3448
jcannell@socon.org

Responsibilities:
Volleyball, Men's and Women's Cross Country, Women's Basketball, Men's and Women's Indoor and Outdoor Track and Field, Softball

Additional Staff

John Iamarino Commissioner
Geoff Cabe Senior Associate Commissioner
Sue Arakas Associate Commissioner
Doug King Associate Commissioner
Jamie Severns Dir. of Multimedia Services
Mike Mitchell Sr. Account Executive/IMG College
Brandon Neff Director of Championships
Laura Hayes Assistant to the Commissioner
Caroline Sanker Championships/Operations Assistant
Don Lucas Coordinator of Officials

SoCon Media Relations Directory

School	Website	Media Relations	E-mail	Office Phone	Press Box Phone
Appalachian State	www.goasu.com	Mike Flynn	flynnmh@appstate.edu	(828) 262-2845	(828) 262-3172
The Citadel	www.citadelsports.com	Noelle Orr Blaney	noelle.orr@citadel.edu	(843) 953-5353	(843) 953-5004/8
Elon	www.elonphoenix.com	Chris Rash	crash@elon.edu	(336) 278-6712	(336) 278-6777
Furman	www.furmanpaladins.com	Hunter Reid	hunter.reid@furman.edu	(864) 294-2061	(864) 294-3066
Georgia Southern	www.georgiasouthern eagles.com	Patrick Osterman	prosterman@georgiasouthern.edu	(912) 478-0352	(912) 478-3896
Samford	www.samfordsports.com	Joey Mullins	jmmulli1@samford.edu	(205) 726-2799	(205) 726-2143
Chattanooga	www.gomocs.com	Jay Blackman	jay-blackman@utc.edu	(423) 425-5292	(423) 757-9332
Western Carolina	www.catamountsports.com	Daniel Hooker	dhooker@email.wcu.edu	(828) 227-2339	(828) 227-2116
Wofford	www.woffordterriers.com	Brent Williamson	williamsondb@wofford.edu	(864) 597-4093	(864) 597-4487

**2008 Southern Conference
Team Statistics Through games of Aug 31, 2009**



SCORING OFFENSE	G	TD	FG	XPT	2XP	DXP	Saf	Pts	Avg/G
1. Appalachian State	14	72	8	64	1	0	0	522	37.3
2. Wofford	12	60	7	55	1	0	0	438	36.5
3. Georgia Southern	11	46	10	42	0	0	1	350	31.8
4. The Citadel	12	42	12	36	1	0	1	328	27.3
5. Elon	12	37	22	33	0	0	1	323	26.9
6. Furman	12	39	10	37	1	0	0	303	25.2
7. Samford	11	38	4	32	1	0	0	274	24.9
8. Western Carolina	12	26	10	21	2	0	0	211	17.6
9. Chattanooga	12	20	4	19	0	0	1	153	12.8

RUSHING DEFENSE	G	Att.	Yards	Avg/A	Long	TD	Avg/G
1. Samford	11	372	1140	3.1	33	11	103.6
2. Wofford	12	417	1613	3.9	55	13	134.4
3. Elon	12	428	1667	3.9	72	12	138.9
4. Furman	12	436	1801	4.1	84	19	150.1
5. Appalachian State	14	527	2234	4.2	62	23	159.6
6. Georgia Southern	11	476	1897	4.0	35	21	172.5
7. The Citadel	12	449	2269	5.1	73	27	189.1
8. Western Carolina	12	466	2394	5.1	74	28	199.5
9. Chattanooga	12	503	2886	5.7	76	30	240.5

SCORING DEFENSE	G	TD	FG	XPT	2XP	DXP	Saf	Pts	Avg/G
1. Samford	11	25	11	24	0	0	0	207	18.8
2. Elon	12	33	10	28	0	0	0	256	21.3
3. Appalachian State	14	39	10	37	0	0	1	303	21.6
4. Furman	12	36	6	33	0	0	0	267	22.2
5. Wofford	12	38	11	37	0	0	0	298	24.8
6. Western Carolina	12	47	7	44	0	0	0	347	28.9
7. Georgia Southern	11	41	13	35	2	0	1	326	29.6
8. The Citadel	12	54	7	49	0	0	0	394	32.8
9. Chattanooga	12	61	9	54	1	0	3	455	37.9

PASS OFFENSE	G	Comp-Att-Int	Pct.	Yds	Avg/A	TD	Avg/G
1. Georgia Southern	11	236-408-17	57.8	2721	6.7	20	247.4
2. Elon	12	272-438-15	62.1	2934	6.7	24	244.5
3. The Citadel	12	239-408-13	58.6	2866	7.0	25	238.8
4. Appalachian State	14	226-354-10	63.8	3281	9.3	32	234.4
5. Furman	12	229-378-10	60.6	2576	6.8	16	214.7
6. Western Carolina	12	243-427-5	56.9	2348	5.5	18	195.7
7. Samford	11	170-251-6	67.7	1914	7.6	13	174.0
8. Chattanooga	12	162-337-19	48.1	1780	5.3	11	148.3
9. Wofford	12	93-145-4	64.1	1529	10.5	10	127.4

TOTAL OFFENSE	G	Rush	Pass	Plays	Yards	Avg/P	TD	Avg/G
1. Wofford	12	4077	1529	814	5606	6.9	58	467.2
2. Appalachian State	14	3210	3281	958	6491	6.8	71	463.6
3. Elon	12	1733	2934	859	4667	5.4	35	388.9
4. Georgia Southern	11	1498	2721	787	4219	5.4	41	383.5
5. The Citadel	12	1505	2866	842	4371	5.2	38	364.2
6. Furman	12	1763	2576	800	4339	5.4	36	361.6
7. Samford	11	1893	1914	703	3807	5.4	37	346.1
8. Western Carolina	12	1228	2348	819	3576	4.4	24	298.0
9. Chattanooga	12	919	1780	730	2699	3.7	18	224.9

PASS DEFENSE	G	Comp-Att-Int	Pct.	Yds	Avg/A	TD	Avg/G
1. Western Carolina	12	178-292-12	61.0	2074	7.1	17	172.8
2. Appalachian State	14	218-458-19	47.6	2442	5.3	12	174.4
3. Elon	12	206-355-10	58.0	2263	6.4	17	188.6
4. Furman	12	227-358-13	63.4	2355	6.6	17	196.2
5. The Citadel	12	193-306-3	63.1	2404	7.9	26	200.3
6. Chattanooga	12	190-313-8	60.7	2424	7.7	27	202.0
7. Samford	11	199-345-18	57.7	2361	6.8	12	214.6
8. Wofford	12	272-412-13	66.0	2837	6.9	24	236.4
9. Georgia Southern	11	209-371-5	56.3	2639	7.1	18	239.9

TOTAL DEFENSE	G	Rush	Pass	Plays	Yards	Avg/P	TD	Avg/G
1. Samford	11	1140	2361	717	3501	4.9	23	318.3
2. Elon	12	1667	2263	783	3930	5.0	29	327.5
3. Appalachian State	14	2234	2442	985	4676	4.7	35	334.0
4. Furman	12	1801	2355	794	4156	5.2	36	346.3
5. Wofford	12	1613	2837	829	4450	5.4	37	370.8
6. Western Carolina	12	2394	2074	758	4468	5.9	45	372.3
7. The Citadel	12	2269	2404	755	4673	6.2	53	389.4
8. Georgia Southern	11	1897	2639	847	4536	5.4	39	412.4
9. Chattanooga	12	2886	2424	816	5310	6.5	57	442.5

PASS EFFICIENCY	G	Comp-Att-Int	Pct.	Yds	Avg/G	TD	Effic.
1. Wofford	12	93-145-4	64.1	1529	127.4	10	170.0
2. Appalachian State	14	226-354-10	63.8	3281	234.4	32	165.9
3. Samford	11	170-251-6	67.7	1914	174.0	13	144.1
4. The Citadel	12	239-408-13	58.6	2866	238.8	25	131.4
5. Elon	12	272-438-15	62.1	2934	244.5	24	129.6
6. Furman	12	229-378-10	60.6	2576	214.7	16	126.5
7. Georgia Southern	11	236-408-17	57.8	2721	247.4	20	121.7
8. Western Carolina	12	243-427-5	56.9	2348	195.7	18	114.7
9. Chattanooga	12	162-337-19	48.1	1780	148.3	11	91.9

RUSHING OFFENSE	G	Att.	Yards	Avg/A	Long	TD	Avg/G
1. Wofford	12	669	4077	6.1	75	48	339.8
2. Appalachian State	14	604	3210	5.3	84	39	229.3
3. Samford	11	452	1893	4.2	54	24	172.1
4. Furman	12	422	1763	4.2	55	20	146.9
5. Elon	12	421	1733	4.1	55	11	144.4
6. Georgia Southern	11	379	1498	4.0	29	21	136.2
7. The Citadel	12	434	1505	3.5	56	13	125.4
8. Western Carolina	12	392	1228	3.1	53	6	102.3
9. Chattanooga	12	393	919	2.3	24	7	76.6

PASS DEFENSE EFFIC.	G	Comp-Att-Int	Pct.	Yds	Avg/G	TD	Effic.
1. Appalachian State	14	218-458-19	47.6	2442	174.4	12	92.7
2. Samford	11	199-345-18	57.7	2361	214.6	12	116.2
3. Elon	12	206-355-10	58.0	2263	188.6	17	121.7
4. Furman	12	227-358-13	63.4	2355	196.2	17	127.1
5. Georgia Southern	11	209-371-5	56.3	2639	239.9	18	129.4
6. Western Carolina	12	178-292-12	61.0	2074	172.8	17	131.6
7. Wofford	12	272-412-13	66.0	2837	236.4	24	136.8
8. Chattanooga	12	190-313-8	60.7	2424	202.0	27	149.1
9. The Citadel	12	193-306-3	63.1	2404	200.3	26	155.1

2008 Southern Conference
Team Statistics Through games of Aug 31, 2009



KICKOFF RETURNS	G	No.	Yards	TD	Long	Avg.
1. Georgia Southern	11	51	1087	1	94	21.3
2. Samford	11	38	800	0	52	21.1
3. Elon	12	54	1121	0	56	20.8
4. Appalachian State	14	45	902	0	48	20.0
5. Wofford	12	51	1013	0	67	19.9
6. The Citadel	12	59	1095	0	62	18.6
7. Western Carolina	12	57	1030	0	39	18.1
8. Chattanooga	12	74	1278	0	56	17.3
9. Furman	12	49	831	0	38	17.0

FIELD GOALS	G	Made	Att	Pct.
1. Elon	12	22	27	.815
2. Wofford	12	7	9	.778
3. Furman	12	10	14	.714
4. Georgia Southern	11	10	15	.667
Western Carolina	12	10	15	.667
Appalachian State	14	8	12	.667
7. The Citadel	12	12	20	.600
8. Samford	11	4	8	.500
9. Chattanooga	12	4	10	.400

PUNT RETURN AVG	G	No.	Yards	TD	Long	Avg.
1. The Citadel	12	30	590	4	64	19.7
2. Georgia Southern	11	29	406	2	84	14.0
3. Samford	11	21	232	1	38	11.0
4. Furman	12	15	159	1	59	10.6
5. Wofford	12	12	107	0	26	8.9
6. Elon	12	24	204	2	81	8.5
7. Chattanooga	12	23	180	0	58	7.8
8. Appalachian State	14	36	230	0	28	6.4
9. Western Carolina	12	29	92	0	11	3.2

PAT KICKING	G	Made	Att	Pct.
1. Furman	12	37	38	.974
2. Georgia Southern	11	42	44	.955
3. Chattanooga	12	19	20	.950
4. Wofford	12	55	58	.948
5. Appalachian State	14	64	69	.928
6. Elon	12	33	37	.892
7. The Citadel	12	36	41	.878
8. Western Carolina	12	21	24	.875
9. Samford	11	32	37	.865

INTERCEPTIONS	G	No.	Yards	TD	Long	Avg.
1. Appalachian State	14	19	114	1	33	6.0
2. Samford	11	18	161	0	36	8.9
3. Furman	12	13	170	1	39	13.1
4. Wofford	12	13	339	2	86	26.1
5. Western Carolina	12	12	174	2	55	14.5
6. Elon	12	10	133	0	68	13.3
7. Chattanooga	12	8	54	1	41	6.8
8. Georgia Southern	11	5	37	1	37	7.4
9. The Citadel	12	3	0	0	0	0.0

SACKS BY	G	No.	Yards	Avg/G
1. Wofford	12	34	213	2.83
2. Appalachian State	14	32	216	2.29
3. Samford	11	27	168	2.45
4. Furman	12	26	182	2.17
Georgia Southern	11	26	185	2.36
6. Elon	12	25	144	2.08
7. The Citadel	12	17	127	1.42
Chattanooga	12	17	105	1.42
9. Western Carolina	12	13	124	1.08

PUNTING	G	No.	Yards	Avg/P	Ret.	Avg/R	TB	Net/P
1. Furman	12	44	1764	40.1	161	3.7	2	35.5
2. The Citadel	12	50	2067	41.3	317	6.3	0	35.0
3. Wofford	12	28	1029	36.8	41	1.5	1	34.6
4. Samford	11	53	2061	38.9	233	4.4	2	33.7
5. Chattanooga	12	81	2977	36.8	185	2.3	3	33.7
6. Elon	12	44	1764	40.1	200	4.5	4	33.7
7. Western Carolina	12	72	2667	37.0	294	4.1	4	31.8
8. Georgia Southern	11	48	1862	38.8	234	4.9	5	31.8
9. Appalachian State	14	60	2352	39.2	379	6.3	6	30.9

SACKS AGAINST	G	No.	Yards	Avg/G
1. Wofford	12	5	27	0.42
2. Furman	12	15	109	1.25
3. Samford	11	17	110	1.55
4. Elon	12	24	208	2.00
5. The Citadel	12	25	184	2.08
6. Appalachian State	14	26	196	1.86
7. Georgia Southern	11	29	229	2.64
8. Western Carolina	12	39	225	3.25
9. Chattanooga	12	42	305	3.50

KICKOFF COVERAGE	G	No.	Yards	Avg.	Ret.	TB	NetAvg
1. Georgia Southern	11	60	3745	62.4	815	13	44.5
2. Elon	12	68	4027	59.2	1150	3	41.4
3. Furman	12	58	3353	57.8	998	1	40.3
4. Chattanooga	12	36	2287	63.5	721	6	40.2
5. Appalachian State	14	94	5388	57.3	1434	9	40.1
6. Western Carolina	12	48	2720	56.7	722	5	39.5
7. The Citadel	12	59	3213	54.5	938	3	37.5
8. Wofford	12	76	4278	56.3	1491	2	36.1
9. Samford	11	53	2715	51.2	787	3	35.2

FIRST DOWNS	G	Rush	Pass	Pen	Total	Avg/G
1. Appalachian State	14	156	137	11	304	21.7
2. Wofford	12	198	58	11	267	22.2
3. Elon	12	97	134	24	255	21.2
4. The Citadel	12	95	133	12	240	20.0
5. Furman	12	99	119	16	234	19.5
6. Georgia Southern	11	101	112	20	233	21.2
7. Western Carolina	12	74	116	28	218	18.2
8. Samford	11	91	74	29	194	17.6
9. Chattanooga	12	58	80	20	158	13.2

2008 Southern Conference
Team Statistics Through games of Aug 31, 2009



OPPONENT 1ST DOWNS	G	Rush	Pass	Pen	Total	Avg/G
1. Samford	11	73	101	15	189	17.2
2. Elon	12	92	95	19	206	17.2
3. Furman	12	108	105	11	224	18.7
4. Western Carolina	12	119	98	14	231	19.2
5. The Citadel	12	106	112	18	236	19.7
6. Georgia Southern	11	103	113	32	248	22.5
7. Appalachian State	14	124	106	20	250	17.9
8. Chattanooga	12	125	102	27	254	21.2
9. Wofford	12	112	134	14	260	21.7

PENALTIES	G	No.	Yards	Avg/G
1. Wofford	12	51	403	33.6
2. The Citadel	12	53	444	37.0
3. Furman	12	56	454	37.8
4. Western Carolina	12	66	571	47.6
5. Elon	12	65	598	49.8
6. Chattanooga	12	75	629	52.4
7. Appalachian State	14	88	761	54.4
8. Georgia Southern	11	78	735	66.8
9. Samford	11	81	771	70.1

3RD-DOWN CONVERSIONS	G	Conv.	Att.	Pct.
1. Appalachian State	14	81	177	45.8
2. Wofford	12	67	147	45.6
3. Elon	12	82	181	45.3
4. The Citadel	12	79	183	43.2
5. Furman	12	66	157	42.0
6. Samford	11	57	150	38.0
7. Western Carolina	12	67	181	37.0
8. Georgia Southern	11	52	148	35.1
9. Chattanooga	12	46	171	26.9

OPPONENT PENALTIES	G	No.	Yards	Avg/G
1. Western Carolina	12	89	820	68.3
2. Georgia Southern	11	86	668	60.7
3. Samford	11	74	656	59.6
4. Elon	12	71	684	57.0
5. Chattanooga	12	66	658	54.8
6. Appalachian State	14	79	723	51.6
7. Furman	12	70	540	45.0
8. The Citadel	12	64	533	44.4
9. Wofford	12	58	477	39.8

OPP 3RD-DN CONVERT	G	Conv.	Att.	Pct.
1. Appalachian State	14	68	214	31.8
2. Georgia Southern	11	59	169	34.9
3. Elon	12	62	168	36.9
4. Western Carolina	12	55	145	37.9
5. Samford	11	65	162	40.1
6. The Citadel	12	57	137	41.6
7. Furman	12	73	168	43.5
8. Chattanooga	12	71	158	44.9
9. Wofford	12	83	163	50.9

TIME OF POSSESSION	G	Total possession	Average/game
1. Samford	11	342:27	31:07
2. The Citadel	12	373:23	31:06
3. Wofford	12	368:27	30:42
4. Western Carolina	12	366:47	30:33
5. Furman	12	365:10	30:25
6. Elon	12	362:10	30:10
7. Chattanooga	12	353:32	29:27
8. Appalachian State	14	408:26	29:10
9. Georgia Southern	11	295:22	26:51

4TH-DOWN CONVERSIONS	G	Conv.	Att.	Pct.
1. Wofford	12	25	39	64.1
2. Samford	11	13	22	59.1
3. Furman	12	16	28	57.1
4. Georgia Southern	11	13	23	56.5
5. The Citadel	12	11	23	47.8
6. Appalachian State	14	9	19	47.4
7. Elon	12	9	21	42.9
8. Western Carolina	12	6	20	30.0
9. Chattanooga	12	4	23	17.4

TURNOVER MARGIN	G	Gained			Lost			Margin	Per/G
		Fum	Int	Tot	Fum	Int	Tot		
1. Samford	11	12	18	30	10	6	16	+14	1.27
2. Wofford	12	9	13	22	7	4	11	+11	0.92
3. Western Carolina	12	14	12	26	14	5	19	+7	0.58
4. Appalachian State	14	8	19	27	18	10	28	-1	-0.07
5. Furman	12	9	13	22	13	10	23	-1	-0.08
6. Elon	12	10	10	20	8	15	23	-3	-0.25
7. The Citadel	12	12	3	15	5	13	18	-3	-0.25
8. Chattanooga	12	11	8	19	11	19	30	-11	-0.92
9. Georgia Southern	11	9	5	14	14	17	31	-17	-1.55

OPP 4TH-DN CONVERT	G	Conv.	Att.	Pct.
1. Wofford	12	9	25	36.0
2. Appalachian State	14	15	36	41.7
3. Georgia Southern	11	11	26	42.3
4. Western Carolina	12	6	13	46.2
5. Chattanooga	12	8	17	47.1
6. Furman	12	13	25	52.0
7. Elon	12	13	25	52.0
8. Samford	11	13	24	54.2
9. The Citadel	12	9	16	56.2

RED ZONE OFFENSE	G	Scores	Pct.	TDs	(R-P)	FGs	TurnO
1. Elon	12	38-42	90.5	24	10-14	14-16	0
2. Appalachian State	14	53-60	88.3	46	32-14	7-10	1
3. Georgia Southern	11	38-45	84.4	31	17-14	7-9	5
4. The Citadel	12	39-48	81.2	28	13-15	11-16	3
5. Furman	12	40-51	78.4	31	20-11	9-11	3
6. Wofford	12	46-59	78.0	40	40-0	6-8	2
7. Chattanooga	12	13-17	76.5	10	6-4	3-4	1
8. Samford	11	29-39	74.4	25	21-4	4-5	5
9. Western Carolina	12	29-39	74.4	21	5-16	8-10	3

2008 Southern Conference
Team Statistics Through games of Aug 31, 2009



RED ZONE DEFENSE	G	Scores	Pct.	TDs	(R-P)	FGs	TurnO
1. Wofford	12	30-40	75.0	22	10-12	8-9	3
2. Appalachian State	14	36-47	76.6	27	21-6	9-12	4
3. Furman	12	34-44	77.3	29	17-12	5-6	5
4. Samford	11	24-31	77.4	15	10-5	9-11	1
5. Western Carolina	12	39-48	81.2	33	23-10	6-10	3
6. Georgia Southern	11	42-51	82.4	31	19-12	11-15	2
7. Chattanooga	12	45-54	83.3	39	25-14	6-10	3
8. Elon	12	29-34	85.3	21	10-11	8-9	1
9. The Citadel	12	44-51	86.3	37	23-14	7-8	3

ON-SIDE KICKS BY	G	Recovered	Attempts	Success%
1. Georgia Southern	11	1	2	50.0
2. Chattanooga	12	1	3	33.3
3. The Citadel	12	0	2	0.0
Furman	12	0	1	0.0
Appalachian State	14	0	1	0.0
Wofford	12	0	1	0.0
Elon	12	0	0	0.0
Samford	11	0	0	0.0
Western Carolina	12	0	0	0.0

ON-SIDE KICKS AGAINST	G	Recovered	Attempts	Success%
1. Furman	12	0	2	0.0
Wofford	12	0	1	0.0
Appalachian State	14	0	1	0.0
Georgia Southern	11	0	1	0.0
Chattanooga	12	0	0	0.0
Samford	11	0	0	0.0
7. Western Carolina	12	1	1	100.0
Elon	12	1	1	100.0
The Citadel	12	1	1	100.0

**2008 Southern Conference
Individual Statistics Through games of Aug 31, 2009**



RUSHING		Cl	G	Att.	Yds	Avg.	TD	Lg	Avg/G
1.	Chris Evans-SAM	So	11	260	1284	4.9	14	54	116.7
2.	Dane Romero-WOF	Sr	12	210	1078	5.1	23	56	89.8
3.	Brandon Newsome-ELON	So	12	183	931	5.1	2	55	77.6
4.	Armanti Edwards-ASU	Jr	13	193	941	4.9	11	76	72.4
5.	Mike Brown-FUR	So	12	162	823	5.1	5	55	68.6
6.	Ben Widmyer-WOF	Sr	12	142	800	5.6	10	75	66.7
7.	Quan Warley-WCU	Fr	11	149	672	4.5	2	33	61.1
8.	Asheton Jordan-CIT	Fr	12	142	711	5.0	4	56	59.2
9.	Antonio Henton-GSU	So	11	159	628	3.9	9	25	57.1
10.	Erroll Wynn-UTC	Jr	12	196	636	3.2	3	22	53.0

PASSING AVG/GAME		Cl	G	Comp-Att-Int	Yds	TD	Avg/G
1.	Scott Riddle-ELON	So	12	263-427-15	2871	24	239.2
2.	Armanti Edwards-ASU	Jr	13	196-306-9	2902	30	223.2
3.	Jordan Sorrells-FUR	Jr	12	224-368-10	2537	16	211.4
4.	Bart Blanchard-CIT	So	12	205-345-11	2436	19	203.0
5.	Antonio Henton-GSU	So	11	156-279-12	1852	15	168.4
6.	Dustin Taliaferro-SAM	Fr	11	151-225-5	1745	13	158.6
7.	Andy Horn-WCU	Sr	9	107-185-1	1085	7	120.6
8.	Zack Jaynes-WCU	Fr	10	127-229-4	1163	10	116.3
9.	Ben Widmyer-WOF	Sr	12	77-118-2	1284	10	107.0
10.	Jare Gault-UTC	Jr	12	99-190-6	961	7	80.1

PASS EFFICIENCY		Cl	G	Comp-Att-Int	Yds	TD	Eff.
1.	Armanti Edwards-ASU	Jr	13	196-306-9	2902	30	170.2
2.	Dustin Taliaferro-SAM	Fr	11	151-225-5	1745	13	146.9
3.	Bart Blanchard-CIT	So	12	205-345-11	2436	19	130.5
4.	Scott Riddle-ELON	So	12	263-427-15	2871	24	129.6
5.	Jordan Sorrells-FUR	Jr	12	224-368-10	2537	16	127.7
6.	Antonio Henton-GSU	So	11	156-279-12	1852	15	120.8
7.	Andy Horn-WCU	Sr	9	107-185-1	1085	7	118.5
8.	Zack Jaynes-WCU	Fr	10	127-229-4	1163	10	109.0
9.	Jare Gault-UTC	Jr	12	99-190-6	961	7	100.4

RECEPTIONS/GAME		Cl	G	No.	Yds	TD	Lg	Yds/G	Rec/G
1.	Andre Roberts-CIT	Jr	12	95	1334	14	78	111.2	7.9
2.	Terrell Hudgins-ELON	Jr	12	86	1116	10	70	93.0	7.2
3.	Raja Andrews-GSU	Sr	10	64	873	5	55	87.3	6.4
4.	Adam Mims-FUR	So	12	58	711	3	50	59.2	4.8
5.	Bo Williamson-ELON	Sr	11	46	561	7	64	51.0	4.2
6.	Clint Woods-UTC	Jr	12	49	512	3	51	42.7	4.1
	Adam Hearn-WCU	So	12	49	423	3	29	35.2	4.1
8.	CoCo Hillary-ASU	So	14	56	735	5	50	52.5	4.0
9.	David Hendrix-FUR	Fr	12	46	565	1	41	47.1	3.8
10.	Marquel Pittman-WCU	So	11	40	571	4	78	51.9	3.6

RECEIVE YDS/GAME		Cl	G	No.	Yds	TD	Lg	Avg/C	Yds/G
1.	Andre Roberts-CIT	Jr	12	95	1334	14	78	14.0	111.2
2.	Terrell Hudgins-ELON	Jr	12	86	1116	10	70	13.0	93.0
3.	Raja Andrews-GSU	Sr	10	64	873	5	55	13.6	87.3
4.	Adam Mims-FUR	So	12	58	711	3	50	12.3	59.2
5.	Andy Strickland-WOF	Sr	12	34	656	7	59	19.3	54.7
6.	CoCo Hillary-ASU	So	14	56	735	5	50	13.1	52.5
7.	Marquel Pittman-WCU	So	11	40	571	4	78	14.3	51.9
8.	Bo Williamson-ELON	Sr	11	46	561	7	64	12.2	51.0
9.	Tim Camp-GSU	Sr	11	36	531	4	67	14.8	48.3
10.	David Hendrix-FUR	Fr	12	46	565	1	41	12.3	47.1

TOTAL OFFENSE		Cl	G	Rush	Pass	Plays	Total	Yds/G
1.	Armanti Edwards-ASU	Jr	13	941	2902	499	3843	295.6
2.	Scott Riddle-ELON	So	12	6	2871	504	2877	239.8
3.	Antonio Henton-GSU	So	11	628	1852	438	2480	225.5
4.	Bart Blanchard-CIT	So	12	173	2436	445	2609	217.4
5.	Jordan Sorrells-FUR	Jr	12	-27	2537	400	2510	209.2
6.	Ben Widmyer-WOF	Sr	12	800	1284	260	2084	173.7
7.	Dustin Taliaferro-SAM	Fr	11	60	1745	291	1805	164.1
8.	Zack Jaynes-WCU	Fr	10	148	1163	311	1311	131.1
9.	Andy Horn-WCU	Sr	9	-33	1085	211	1052	116.9
10.	Chris Evans-SAM	So	11	1284	0	261	1284	116.7

SCORING		Cl	G	TD	FG	XPT	2XP	Pts	Pts/G
1.	Dane Romero-WOF	Sr	12	23	0	0	0	138	11.5
2.	Andre Roberts-CIT	Jr	12	18	0	0	0	108	9.0
3.	Andrew Wilcox-ELON	Sr	12	0	22	33	0	99	8.2
4.	Chris Evans-SAM	So	11	14	0	0	2	86	7.8
5.	Robert Welton-ASU	So	11	12	0	0	0	72	6.5
6.	Patrick Mugan-WOF	Sr	12	0	7	55	2	78	6.5
7.	Jason Vitaris-ASU	So	14	0	8	64	0	88	6.3
8.	Sam Keeler-CIT	Fr	12	0	12	36	0	72	6.0
9.	Matthew Cesari-FUR	Sr	12	0	9	37	0	64	5.3
10.	Armanti Edwards-ASU	Jr	13	11	0	0	2	68	5.2

SCORING (TDs)		Cl	G	TD	Run	Pass	Ret	Pat	Pts	Avg/G
1.	Dane Romero-WOF	Sr	12	23	23	0	0	0	138	11.5
2.	Andre Roberts-CIT	Jr	12	18	1	14	3	0	108	9.0
3.	Chris Evans-SAM	So	11	14	14	0	0	1	86	7.8
4.	Robert Welton-ASU	So	11	12	11	1	0	0	72	6.5
5.	Armanti Edwards-ASU	Jr	13	11	11	0	0	1	68	5.2
6.	Terrell Hudgins-ELON	Jr	12	10	0	10	0	0	60	5.0
	Ben Widmyer-WOF	Sr	12	10	10	0	0	0	60	5.0
8.	Antonio Henton-GSU	So	11	9	9	0	0	0	54	4.9
9.	Adam Urbano-GSU	Fr	9	7	7	0	0	0	42	4.7
10.	Andy Strickland-WOF	Sr	12	9	2	7	0	0	54	4.5

SCORING (KICK)		Cl	G	PAT	FG	Pts	Avg/G
1.	Andrew Wilcox-ELON	Sr	12	33-37	22-27	99	8.2
2.	Patrick Mugan-WOF	Sr	12	55-58	7-9	76	6.3
3.	Jason Vitaris-ASU	So	14	64-69	8-12	88	6.3
4.	Sam Keeler-CIT	Fr	12	36-41	12-19	72	6.0
5.	Matthew Cesari-FUR	Sr	12	37-38	9-12	64	5.3
6.	Blake Bostic-WCU	Jr	12	20-23	10-15	50	4.2
7.	John Paul Fraites-SAM	So	11	24-26	3-7	33	3.0
8.	Craig Camay-UTC	Jr	12	19-20	4-10	31	2.6
9.	Bob Hooper-SAM	So	11	5-8	1-1	8	0.7
10.	Trent Hawk-FUR	Jr	12	0-0	1-2	3	0.2

PUNT RETURN AVG		Cl	G	No.	Yds	TD	Long	Avg/G
1.	Andre Roberts-CIT	Jr	12	24	461	3	64	19.2
2.	Raja Andrews-GSU	Sr	10	20	280	1	84	14.0
3.	Richie Fordham-SAM	Fr	11	16	179	0	38	11.2
4.	Adam Mims-FUR	So	12	13	130	0	59	10.0
5.	Karlos Sullivan-ELON	Jr	12	16	153	1	81	9.6
6.	Jordan Hazard-UTC	Jr	12	19	150	0	58	7.9
7.	B.J. Frazier-ASU	So	14	29	183	0	28	6.3
8.	Adam Hearn-WCU	So	12	13	36	0	11	2.8

2008 Southern Conference
Individual Statistics Through games of Aug 31, 2009



KICK RETURN AVG							
	Cl	G	No.	Yds	TD	Long	Avg/G
1. Bo Williamson-ELON	Sr	11	15	380	0	56	25.3
2. CoCo Hillary-ASU	So	14	30	701	0	48	23.4
3. Darrel Pasco-GSU	Jr	11	20	453	0	45	22.6
4. Mike Rucker-WOF	So	12	42	931	0	67	22.2
5. Asheton Jordan-CIT	Fr	12	32	686	0	62	21.4
6. Riley Hawkins-SAM	Fr	11	26	557	0	52	21.4
7. Lance Camp-ELON	So	12	25	519	0	48	20.8
8. Adam Mims-FUR	So	12	13	252	0	38	19.4
9. Levon Curtis-WCU	Fr	12	19	362	0	39	19.1
10. Mike Brown-FUR	So	12	15	277	0	38	18.5

ALL PURPOSE								
	Cl	G	Rush	Rcv	PR	KR	Yds	Avg/G
1. Andre Roberts-CIT	Jr	12	94	1334	461	19	1908	159.0
2. Chris Evans-SAM	So	11	1284	151	0	0	1435	130.5
3. Asheton Jordan-CIT	Fr	12	711	138	0	686	1535	127.9
4. Mike Rucker-WOF	So	12	539	34	3	931	1507	125.6
5. Raja Andrews-GSU	Sr	10	13	873	280	89	1255	125.5
6. Mike Brown-FUR	So	12	823	343	0	277	1443	120.2
7. CoCo Hillary-ASU	So	14	29	735	0	701	1465	104.6
8. Dane Romero-WOF	Sr	12	1078	133	0	0	1211	100.9
9. Riley Hawkins-SAM	Fr	11	79	466	0	557	1102	100.2
10. Adam Mims-FUR	So	12	61	711	130	252	1154	96.2

PUNTING									
	Cl	G	No.	Yds	Lg	l20	50+	TB	Avg.
1. Brandon Lane-ELON	Sr	12	40	1659	58	12	8	3	41.5
2. Mark Kaspar-CIT	Sr	12	50	2067	60	16	6	0	41.3
3. Trent Hawk-FUR	Jr	12	42	1716	70	9	5	2	40.9
4. Neil Young-ASU	Sr	14	55	2232	56	14	4	5	40.6
5. Jeff Lloyd-UTC	Jr	11	57	2281	70	13	7	3	40.0
6. Bob Hooper-SAM	So	11	49	1957	79	22	5	2	39.9
7. Charlie Edwards-GSU	Fr	11	47	1862	59	14	7	5	39.6
8. Blake Cain-WCU	Fr	11	68	2646	55	17	5	4	38.9

FIELD GOALS							
	Cl	G	Made	Att.	Long	Pct.	FG/G
1. Andrew Wilcox-ELON	Sr	12	22	27	47	81.5	1.83
2. Sam Keeler-CIT	Fr	12	12	19	38	63.2	1.00
3. Blake Bostic-WCU	Jr	12	10	15	43	66.7	0.83
4. Matthew Cesari-FUR	Sr	12	9	12	35	75.0	0.75
5. Patrick Muga-WOF	Sr	12	7	9	43	77.8	0.58
6. Jason Vitaris-ASU	So	14	8	12	46	66.7	0.57
7. Craig Camay-UTC	Jr	12	4	10	43	40.0	0.33
8. John Paul Fraites-SAM	So	11	3	7	35	42.9	0.27
9. Bob Hooper-SAM	So	11	1	1	29	100.0	0.09
10. Trent Hawk-FUR	Jr	12	1	2	40	50.0	0.08

FIELD GOAL PCT							
	Cl	G	Made	Att.	Long	Pct.	
1. Andrew Wilcox-ELON	Sr	12	22	27	47	81.5	
2. Matthew Cesari-FUR	Sr	12	9	12	35	75.0	
3. Blake Bostic-WCU	Jr	12	10	15	43	66.7	
4. Sam Keeler-CIT	Fr	12	12	19	38	63.2	

PAT KICKING PCT					
	Cl	G	Made	Att.	Pct.
1. Matthew Cesari-FUR	Sr	12	37	38	97.4
2. Patrick Muga-WOF	Sr	12	55	58	94.8
3. Jason Vitaris-ASU	So	14	64	69	92.8
4. John Paul Fraites-SAM	So	11	24	26	92.3
5. Andrew Wilcox-ELON	Sr	12	33	37	89.2
6. Sam Keeler-CIT	Fr	12	36	41	87.8

2008 Southern Conference
Individual Statistics Through games of Aug 31, 2009



PASSES DEFENDED	Cl	G	BrUp	Int.	Total	Avg/G
1. Cortez Gilbert-ASU	Jr	14	17	2	19	1.36
2. Mark LeGree-ASU	So	13	7	10	17	1.31
3. William Middleton-FUR	Sr	12	9	4	13	1.08
4. Terrell Wilson-ELON	So	12	8	4	12	1.00
5. Seth Goldwire-WOF	Sr	12	9	2	11	0.92
6. Carson Hill-GSU	Jr	11	10	0	10	0.91
7. Pierre Banks-ASU	Sr	14	11	1	12	0.86
8. Mychael Johnson-WOF	Jr	12	9	1	10	0.83
9. Antoine George-WCU	Jr	11	6	3	9	0.82
10. Chris Lewis-Harris-UTC	Fr	12	6	3	9	0.75
11. Darrel Pasco-GSU	Jr	11	8	0	8	0.73
12. Max Lerner-FUR	So	12	4	4	8	0.67
Karlos Sullivan-ELON	Jr	12	6	2	8	0.67
14. Ed Gainey-ASU	Fr	14	9	0	9	0.64
15. Ty Levie-SAM	Jr	11	4	3	7	0.64
16. Mitchell Bell-WCU	So	12	2	5	7	0.58
17. Ronnie Wiggins-GSU	Jr	9	2	3	5	0.56
18. Bryce Smith-SAM	So	11	1	5	6	0.55
19. Adrian McLeod-WCU	Jr	12	5	1	6	0.50
Brandon Williams-FUR	Sr	12	5	1	6	0.50

INTERCEPTIONS	Cl	G	No.	Yds	TD	Long	Avg/G
1. Mark LeGree-ASU	So	13	10	32	0	22	0.77
2. Bryce Smith-SAM	So	11	5	19	0	7	0.45
3. Mitchell Bell-WCU	So	12	5	111	1	55	0.42
4. Terrell Wilson-ELON	So	12	4	68	0	68	0.33
Max Lerner-FUR	So	12	4	57	0	36	0.33
Ronnie Wiggins-GSU	Jr	9	3	37	0	37	0.33
William Middleton-FUR	Sr	12	4	1	0	1	0.33
8. Antoine George-WCU	Jr	11	3	21	0	13	0.27
Ty Levie-SAM	Jr	11	3	7	0	7	0.27
10. Travis Dowda-ASU	Jr	12	3	33	1	33	0.25

FUMBLES FORCED	Cl	G	No.	Avg/G
1. Chris Collins-WCU	Jr	12	6	0.50
2. Chris Rogers-GSU	Jr	10	3	0.30
3. Dakota Walker-GSU	Sr	11	3	0.27
4. Jordon Gilmore-CIT	Jr	12	3	0.25
Mitch Clark-WOF	Jr	12	3	0.25
6. Andy Davis-SAM	So	9	2	0.22
7. Bryce Smith-SAM	So	11	2	0.18
Rodney Shepherd-SAM	Sr	11	2	0.18
9. Neil Brown-UTC	Sr	12	2	0.17
Brandon Williams-FUR	Sr	12	2	0.17

FUMBLES RECOVERED	Cl	G	No.	Avg/G
1. Jeff Bradley-WCU	Sr	11	4	0.36
2. Jacque Roman-ASU	Jr	14	4	0.29
3. Cody Crowell-SAM	So	10	2	0.20
Jeremy Towns-SAM	Fr	10	2	0.20
5. J.B. Shippy-GSU	Fr	11	2	0.18
Brent Nall-SAM	Sr	11	2	0.18
Thomas Broussard-SAM	So	11	2	0.18
8. Jonathan Vest-CIT	Sr	12	2	0.17
Hunter Twitty-FUR	Sr	12	2	0.17
Eric Ludwig-ELON	Jr	12	2	0.17

**2008 Southern Conference
Conference Team Game Highs Through games of Aug 31, 2009**



TEAM HIGHS (highest totals made by)

Points	70	Appalachian State vs WOFFORD (Oct 31, 2008)
	66	Elon vs PRESBYTERIAN (Sep 13, 2008)
Points scored kicking	16	Elon at Georgia Southern (Sep 20, 2008) [5fg,1pat]
	14	Furman vs MARS HILL (Aug 30, 2008) [2fg,8pat]
Touchdowns	10	Appalachian State vs WOFFORD (Oct 31, 2008)
	9	Samford vs FAULKNER (Sep 06, 2008)
	9	Elon vs PRESBYTERIAN (Sep 13, 2008)
Total offense yards	697	Appalachian State vs PRESBYTERIAN (Sep 27, 2008) [419r,278p]
	667	Elon vs PRESBYTERIAN (Sep 13, 2008) [246r,421p]
Total offense plays	95	The Citadel vs GEORGIA SOUTHERN (Nov 01, 2008) [46r,49p]
	89	Chattanooga vs GEORGIA SOUTHERN (Oct 04, 2008) [34r,55p]
	89	Georgia Southern at Western Carolina (Oct 25, 2008) [49r,40p]
Total offense yards/play	10.6	Wofford vs CHATTANOOGA (Oct 11, 2008) [53-564]
	9.8	Wofford vs CHARLESTON SOUTHERN (Sep 06, 2008) [50-490]
Rushing yards	448	Appalachian State vs JACKSONVILLE (Sep 06, 2008)
	434	Wofford vs CHARLESTON SOUTHERN (Sep 06, 2008)
Rushing attempts	73	Wofford at Samford (Nov 15, 2008)
	71	Wofford at Georgia Southern (Sep 27, 2008)
Yards per rush	9.4	Wofford vs CHARLESTON SOUTHERN (Sep 06, 2008) [46-434]
	9.3	Wofford vs CHATTANOOGA (Oct 11, 2008) [45-417]
Rushing TDs	7	Samford vs FAULKNER (Sep 06, 2008)
	7	Wofford at Elon (Oct 25, 2008)
Longest rush	84	Appalachian State vs FURMAN (Oct 25, 2008)
	76	Appalachian State at Chattanooga (Nov 08, 2008)
Passing yards	433	Appalachian State vs SOUTH CAROLINA STATE (Nov 29, 2008)
	421	Elon vs PRESBYTERIAN (Sep 13, 2008)
Passing attempts	57	Georgia Southern at Furman (Nov 15, 2008)
	55	Chattanooga vs GEORGIA SOUTHERN (Oct 04, 2008)
Passing TDs	5	Appalachian State vs WOFFORD (Oct 31, 2008)
	4	The Citadel vs WEBBER INTERNATIONAL (Aug 30, 2008)
	4	Appalachian State vs THE CITADEL (Oct 04, 2008)
	4	Appalachian State vs SOUTH CAROLINA STATE (Nov 29, 2008)
Longest pass	91	Elon vs SAMFORD (Sep 27, 2008)
	78	The Citadel vs WEBBER INTERNATIONAL (Aug 30, 2008)
	78	Western Carolina vs LIBERTY (Sep 13, 2008)
Passes completed	40	Georgia Southern at Furman (Nov 15, 2008)
	33	Western Carolina at Furman (Oct 11, 2008)
	33	Elon vs WOFFORD (Oct 25, 2008)
Had intercepted	5	Chattanooga vs JSU (Sep 20, 2008)
	5	Appalachian State vs RICHMOND (Dec 06, 2008)
Pass completion pct	100.0	Wofford vs CHARLESTON SOUTHERN (Sep 06, 2008) [4-4]
	90.9	Appalachian State vs WOFFORD (Oct 31, 2008) [20-22]
Passing yards/attempt	18.6	Wofford vs THE CITADEL (Nov 08, 2008) [7-130]
	18.4	Wofford vs CHATTANOOGA (Oct 11, 2008) [8-147]
Yards per catch	29.4	Wofford vs CHATTANOOGA (Oct 11, 2008) [5-147]
	21.7	Wofford vs THE CITADEL (Nov 08, 2008) [6-130]
Field goal attempts	5	Elon at Georgia Southern (Sep 20, 2008)
	5	The Citadel vs GEORGIA SOUTHERN (Nov 01, 2008)
Field goals made	5	Elon at Georgia Southern (Sep 20, 2008)
	3	Western Carolina at Presbyterian (Sep 20, 2008)
	3	Elon vs SAMFORD (Sep 27, 2008)
Longest field goal	47	Elon vs WESTERN CAROLINA (Nov 08, 2008)
	46	Appalachian State vs PRESBYTERIAN (Sep 27, 2008)
Field goal pct	100.0	Elon at Georgia Southern (Sep 20, 2008) [5-5]
	100.0	Appalachian State at LSU (Aug 30, 2008) [2-2]

**2008 Southern Conference
Team Game Highs Through games of Aug 31, 2009**



	100.0	Furman vs MARS HILL (Aug 30, 2008) [2-2]
	100.0	The Citadel vs WEBBER INTERNATIONAL (Aug 30, 2008) [2-2]
	100.0	Wofford vs CHARLESTON SOUTHERN (Sep 06, 2008) [2-2]
	100.0	Furman at Colgate (Sep 13, 2008) [2-2]
	100.0	The Citadel vs WESTERN CAROLINA (Sep 27, 2008) [2-2]
	100.0	Western Carolina vs SAMFORD (Oct 04, 2008) [2-2]
	100.0	Elon at The Citadel (Oct 11, 2008) [2-2]
	100.0	Furman vs THE CITADEL (Oct 18, 2008) [2-2]
	100.0	The Citadel at Furman (Oct 18, 2008) [2-2]
	100.0	Georgia Southern vs APPALACHIAN STATE (Oct 18, 2008) [2-2]
	100.0	Elon vs WOFFORD (Oct 25, 2008) [2-2]
	100.0	Elon vs WESTERN CAROLINA (Nov 08, 2008) [2-2]
PAT kicks attempted	10	Appalachian State vs WOFFORD (Oct 31, 2008)
	9	Samford vs FAULKNER (Sep 06, 2008)
	9	Elon vs PRESBYTERIAN (Sep 13, 2008)
	8	Furman vs MARS HILL (Aug 30, 2008)
	8	Appalachian State vs JACKSONVILLE (Sep 06, 2008)
	8	Wofford vs CHATTANOOGA (Oct 11, 2008)
	8	Wofford at Elon (Oct 25, 2008)
PAT kicks made	10	Appalachian State vs WOFFORD (Oct 31, 2008)
	9	Elon vs PRESBYTERIAN (Sep 13, 2008)
	8	Furman vs MARS HILL (Aug 30, 2008)
	8	Appalachian State vs JACKSONVILLE (Sep 06, 2008)
	8	Samford vs FAULKNER (Sep 06, 2008)
	8	Wofford vs CHATTANOOGA (Oct 11, 2008)
PAT kicks pct	100.0	Appalachian State vs WOFFORD (Oct 31, 2008) [10-10]
	100.0	Elon vs PRESBYTERIAN (Sep 13, 2008) [9-9]
	100.0	Furman vs MARS HILL (Aug 30, 2008) [8-8]
	100.0	Appalachian State vs JACKSONVILLE (Sep 06, 2008) [8-8]
	100.0	Wofford vs CHATTANOOGA (Oct 11, 2008) [8-8]
	100.0	Georgia Southern at Chattanooga (Oct 04, 2008) [7-7]
	100.0	Appalachian State at Chattanooga (Nov 08, 2008) [7-7]
	100.0	Appalachian State vs PRESBYTERIAN (Sep 27, 2008) [6-6]
	100.0	Wofford vs WESTERN CAROLINA (Oct 18, 2008) [6-6]
	100.0	Western Carolina vs SHORTER COLLEGE (Aug 28, 2008) [5-5]
	100.0	Wofford vs PRESBYTERIAN (Aug 30, 2008) [5-5]
	100.0	Furman vs CHATTANOOGA (Sep 27, 2008) [5-5]
	100.0	Wofford at Georgia Southern (Sep 27, 2008) [5-5]
	100.0	Appalachian State at Samford (Oct 11, 2008) [5-5]
	100.0	Georgia Southern at Western Carolina (Oct 25, 2008) [5-5]
	100.0	Georgia Southern at The Citadel (Nov 01, 2008) [5-5]
	100.0	Appalachian State at Western Carolina (Nov 22, 2008) [5-5]
	100.0	Wofford vs FURMAN (Nov 22, 2008) [5-5]
	100.0	Wofford at James Madison (Nov 29, 2008) [5-5]
2-point PAT attempts	1	Wofford vs CHARLESTON SOUTHERN (Sep 06, 2008)
	1	Furman at Colgate (Sep 13, 2008)
	1	Western Carolina at Presbyterian (Sep 20, 2008)
	1	Appalachian State at James Madison (Sep 20, 2008)
	1	Georgia Southern vs WOFFORD (Sep 27, 2008)
	1	Appalachian State vs FURMAN (Oct 25, 2008)
	1	Western Carolina vs GEORGIA SOUTHERN (Oct 25, 2008)
	1	The Citadel vs GEORGIA SOUTHERN (Nov 01, 2008)
	1	Wofford vs THE CITADEL (Nov 08, 2008)
	1	Samford at Chattanooga (Nov 22, 2008)
	1	Appalachian State vs RICHMOND (Dec 06, 2008)
2-point PATs made	1	Wofford vs CHARLESTON SOUTHERN (Sep 06, 2008)

**2008 Southern Conference
Team Game Highs Through games of Aug 31, 2009**



	1	Furman at Colgate (Sep 13, 2008)
	1	Western Carolina at Presbyterian (Sep 20, 2008)
	1	Appalachian State at James Madison (Sep 20, 2008)
	1	Western Carolina vs GEORGIA SOUTHERN (Oct 25, 2008)
	1	The Citadel vs GEORGIA SOUTHERN (Nov 01, 2008)
	1	Samford at Chattanooga (Nov 22, 2008)
Punts	13	Chattanooga at Oklahoma (Aug 30, 2008)
	13	Western Carolina vs APPALACHIAN STATE (Nov 22, 2008)
Longest punt	79	Samford at Georgia Southern (Nov 08, 2008)
	70	Chattanooga at Western Carolina (Nov 01, 2008)
	70	Furman vs GEORGIA SOUTHERN (Nov 15, 2008)
Yards punted	502	Chattanooga at Oklahoma (Aug 30, 2008) [13-502]
	497	Western Carolina vs APPALACHIAN STATE (Nov 22, 2008) [13-497]
Punting avg	56.0	Elon at Chattanooga (Oct 18, 2008) [2-112]
	55.0	Elon vs SAMFORD (Sep 27, 2008) [2-110]
Punt returns	6	The Citadel vs WEBBER INTERNATIONAL (Aug 30, 2008)
	6	Western Carolina vs CHATTANOOGA (Nov 01, 2008)
Punt return yards	157	The Citadel vs WEBBER INTERNATIONAL (Aug 30, 2008)
	106	Elon at Stony Brook (Sep 06, 2008)
Punt return avg	51.5	Georgia Southern vs APPALACHIAN STATE (Oct 18, 2008) [2-103]
	30.7	Furman at Colgate (Sep 13, 2008) [3-92]
Punt return TDs	1	The Citadel vs WEBBER INTERNATIONAL (Aug 30, 2008)
	1	Elon at Stony Brook (Sep 06, 2008)
	1	Samford vs FAULKNER (Sep 06, 2008)
	1	Elon vs PRESBYTERIAN (Sep 13, 2008)
	1	The Citadel vs PRINCETON (Sep 20, 2008)
	1	Furman vs CHATTANOOGA (Sep 27, 2008)
	1	The Citadel at Appalachian State (Oct 04, 2008)
	1	Georgia Southern at Chattanooga (Oct 04, 2008)
	1	Georgia Southern vs APPALACHIAN STATE (Oct 18, 2008)
	1	The Citadel vs CHATTANOOGA (Nov 15, 2008)
Longest punt return	84	Georgia Southern vs APPALACHIAN STATE (Oct 18, 2008)
	81	Elon at Stony Brook (Sep 06, 2008)
Kick returns	11	Wofford at Appalachian State (Oct 31, 2008)
	10	Western Carolina at Florida State (Sep 06, 2008)
	10	The Citadel at Florida (Nov 22, 2008)
Kick return yards	232	The Citadel at Florida (Nov 22, 2008)
	224	Western Carolina at Florida State (Sep 06, 2008)
Kick return avg	42.0	Georgia Southern at The Citadel (Nov 01, 2008) [3-126]
	35.3	Elon vs PRESBYTERIAN (Sep 13, 2008) [3-106]
Longest kick return	94	Georgia Southern vs ELON (Sep 20, 2008)
	67	Wofford vs CHARLESTON SOUTHERN (Sep 06, 2008)
Kick return TDs	1	Georgia Southern vs ELON (Sep 20, 2008)
Interceptions	4	Furman vs DELAWARE (Sep 20, 2008)
	4	Appalachian State vs PRESBYTERIAN (Sep 27, 2008)
	4	Western Carolina vs GEORGIA SOUTHERN (Oct 25, 2008)
Interception return yds	86	Wofford vs WESTERN CAROLINA (Oct 18, 2008)
	80	Wofford vs PRESBYTERIAN (Aug 30, 2008)
Interception return avg	30.5	Wofford at Georgia Southern (Sep 27, 2008) [2-61]
	30.0	Samford at Georgia Southern (Nov 08, 2008) [2-60]
Longest interception rtn	86	Wofford vs WESTERN CAROLINA (Oct 18, 2008)
	80	Wofford vs PRESBYTERIAN (Aug 30, 2008)
Interception return TDs	1	Wofford vs PRESBYTERIAN (Aug 30, 2008)
	1	Appalachian State vs JACKSONVILLE (Sep 06, 2008)
	1	Furman vs DELAWARE (Sep 20, 2008)
	1	Wofford at Georgia Southern (Sep 27, 2008)

**2008 Southern Conference
Team Game Highs Through games of Aug 31, 2009**



	1	Georgia Southern at Chattanooga (Oct 04, 2008)
	1	Western Carolina vs GEORGIA SOUTHERN (Oct 25, 2008)
	1	Chattanooga at Western Carolina (Nov 01, 2008)
	1	Western Carolina at Elon (Nov 08, 2008)
Fumbles lost	3	Wofford vs PRESBYTERIAN (Aug 30, 2008)
	3	Georgia Southern vs NORTHEASTERN (Sep 13, 2008)
	3	Furman vs CHATTANOOGA (Sep 27, 2008)
	3	Samford at Western Carolina (Oct 04, 2008)
	3	Appalachian State at Samford (Oct 11, 2008)
	3	Furman at Appalachian State (Oct 25, 2008)
	3	Georgia Southern at Western Carolina (Oct 25, 2008)
	3	Chattanooga at The Citadel (Nov 15, 2008)
Fumbles recovered	4	Samford vs FAULKNER (Sep 06, 2008)
	3	Furman vs MARS HILL (Aug 30, 2008)
	3	Georgia Southern vs AUSTIN PEAY (Sep 06, 2008)
	3	Chattanooga at Furman (Sep 27, 2008)
	3	Western Carolina vs SAMFORD (Oct 04, 2008)
	3	Samford vs APPALACHIAN STATE (Oct 11, 2008)
	3	Appalachian State vs FURMAN (Oct 25, 2008)
	3	Western Carolina vs GEORGIA SOUTHERN (Oct 25, 2008)
	3	The Citadel vs CHATTANOOGA (Nov 15, 2008)
Sacked by opp	7	Western Carolina at Elon (Nov 08, 2008)
	6	Georgia Southern vs WOFFORD (Sep 27, 2008)
	6	The Citadel at Samford (Oct 25, 2008)
	6	Western Carolina vs APPALACHIAN STATE (Nov 22, 2008)
QB sacks	7	Appalachian State vs JACKSONVILLE (Sep 06, 2008)
	7	Elon vs WESTERN CAROLINA (Nov 08, 2008)
Turnovers committed	7	Georgia Southern at Western Carolina (Oct 25, 2008)
	7	Appalachian State vs RICHMOND (Dec 06, 2008)
Turnovers caused	7	Western Carolina vs GEORGIA SOUTHERN (Oct 25, 2008)
	6	Samford vs FAULKNER (Sep 06, 2008)
Kicks blocked	2	Western Carolina vs LIBERTY (Sep 13, 2008)
	2	Georgia Southern at Western Carolina (Oct 25, 2008)
	2	Georgia Southern vs SAMFORD (Nov 08, 2008)
	2	Elon vs WESTERN CAROLINA (Nov 08, 2008)
First downs	35	Elon vs PRESBYTERIAN (Sep 13, 2008)
	30	Georgia Southern at Western Carolina (Oct 25, 2008)
	30	Appalachian State vs SOUTH CAROLINA STATE (Nov 29, 2008)
1st downs rushing	21	Wofford at James Madison (Nov 29, 2008)
	20	Appalachian State vs PRESBYTERIAN (Sep 27, 2008)
	20	Wofford at Elon (Oct 25, 2008)
1st downs passing	23	Appalachian State vs SOUTH CAROLINA STATE (Nov 29, 2008)
	18	The Citadel vs GEORGIA SOUTHERN (Nov 01, 2008)
1st downs by penalty	8	Samford at Chattanooga (Nov 22, 2008)
	7	Western Carolina vs GEORGIA SOUTHERN (Oct 25, 2008)
Penalties	13	Chattanooga vs SAMFORD (Nov 22, 2008)
	12	Samford vs WEST GEORGIA (Aug 28, 2008)
	12	Appalachian State vs THE CITADEL (Oct 04, 2008)
	12	Appalachian State vs FURMAN (Oct 25, 2008)
Penalties yards	137	Georgia Southern at Western Carolina (Oct 25, 2008)
	129	Chattanooga vs SAMFORD (Nov 22, 2008)

**2008 Southern Conference
Conference Individual Game Highs Through games of Aug 31, 2009**



INDIVIDUAL PLAYER GAME HIGHS

Points scored	24	Dane Romero (Wofford) at James Madison (Nov 29, 2008)
	20	Chris Evans (Samford) at Chattanooga (Nov 22, 2008)
Touchdowns	4	Dane Romero (Wofford) at James Madison (Nov 29, 2008)
	3	Andre Roberts (The Citadel) vs WEBBER INTERNATIONAL (Aug 30, 2008)
	3	Dane Romero (Wofford) vs PRESBYTERIAN (Aug 30, 2008)
	3	Robert Welton (Appalachian State) vs JACKSONVILLE (Sep 06, 2008)
	3	A.J. Harris (Elon) vs PRESBYTERIAN (Sep 13, 2008)
	3	Antonio Henton (Georgia Southern) vs NORTHEASTERN (Sep 13, 2008)
	3	Devin Radford (Appalachian State) vs PRESBYTERIAN (Sep 27, 2008)
	3	Dane Romero (Wofford) at Georgia Southern (Sep 27, 2008)
	3	Armanti Edwards (Appalachian State) at Georgia Southern (Oct 18, 2008)
	3	Dane Romero (Wofford) at Elon (Oct 25, 2008)
	3	Brian Quick (Appalachian State) vs WOFFORD (Oct 31, 2008)
	3	Robert Welton (Appalachian State) at Chattanooga (Nov 08, 2008)
	3	Andre Roberts (The Citadel) at Wofford (Nov 08, 2008)
	3	Dane Romero (Wofford) vs THE CITADEL (Nov 08, 2008)
	3	Chris Evans (Samford) at Chattanooga (Nov 22, 2008)
	3	DeAndre Presley (Appalachian State) at Western Carolina (Nov 22, 2008)
TD responsibility	6	Armanti Edwards (Appalachian State) vs THE CITADEL (Oct 04, 2008) [2r,4p]
	6	Armanti Edwards (Appalachian State) vs WOFFORD (Oct 31, 2008) [1r,5p]
Points scored kicking	16	Andrew Wilcox (Elon) at Georgia Southern (Sep 20, 2008) [5fg,1pat]
	12	Sam Keeler (The Citadel) vs WEBBER INTERNATIONAL (Aug 30, 2008) [2fg,6pat]
	12	Andrew Wilcox (Elon) vs PRESBYTERIAN (Sep 13, 2008) [1fg,9pat]
	12	Jason Vitaris (Appalachian State) vs PRESBYTERIAN (Sep 27, 2008) [2fg,6pat]
Total offense yards	481	Armanti Edwards (Appalachian State) vs SOUTH CAROLINA STATE (Nov 29, 2008)
	440	Armanti Edwards (Appalachian State) vs WOFFORD (Oct 31, 2008) [73r,367p]
Total offense plays	64	Antonio Henton (Georgia Southern) vs SAMFORD (Nov 08, 2008) [20r,44p]
	63	Antonio Henton (Georgia Southern) vs APPALACHIAN STATE (Oct 18, 2008) [25r,
Total offense yards/play	37.5	Andy Strickland (Wofford) vs WESTERN CAROLINA (Oct 18, 2008) [2-75]
	25.5	Travis Boyd (Wofford) vs CHATTANOOGA (Oct 11, 2008) [2-51]
Rushing yards	200	Quan Warley (Western Carolina) at Presbyterian (Sep 20, 2008)
	180	Chris Evans (Samford) vs WEST GEORGIA (Aug 28, 2008)
Rushing attempts	34	Chris Evans (Samford) at Western Carolina (Oct 04, 2008)
	33	Armanti Edwards (Appalachian State) at Georgia Southern (Oct 18, 2008)
Yards per rush	37.5	Andy Strickland (Wofford) vs WESTERN CAROLINA (Oct 18, 2008) [2-75]
	25.5	Travis Boyd (Wofford) vs CHATTANOOGA (Oct 11, 2008) [2-51]
Rushing TDs	4	Dane Romero (Wofford) at James Madison (Nov 29, 2008)
	3	Dane Romero (Wofford) vs PRESBYTERIAN (Aug 30, 2008)
	3	Robert Welton (Appalachian State) vs JACKSONVILLE (Sep 06, 2008)
	3	A.J. Harris (Elon) vs PRESBYTERIAN (Sep 13, 2008)
	3	Antonio Henton (Georgia Southern) vs NORTHEASTERN (Sep 13, 2008)
	3	Dane Romero (Wofford) at Georgia Southern (Sep 27, 2008)
	3	Armanti Edwards (Appalachian State) at Georgia Southern (Oct 18, 2008)
	3	Dane Romero (Wofford) at Elon (Oct 25, 2008)
	3	Robert Welton (Appalachian State) at Chattanooga (Nov 08, 2008)
	3	Dane Romero (Wofford) vs THE CITADEL (Nov 08, 2008)
	3	Chris Evans (Samford) at Chattanooga (Nov 22, 2008)
	3	DeAndre Presley (Appalachian State) at Western Carolina (Nov 22, 2008)
Longest rush	84	Devin Radford (Appalachian State) vs FURMAN (Oct 25, 2008)
	76	Armanti Edwards (Appalachian State) at Chattanooga (Nov 08, 2008)
Passing yards	433	Armanti Edwards (Appalachian State) vs SOUTH CAROLINA STATE (Nov 29, 2008)
	386	Scott Riddle (Elon) vs PRESBYTERIAN (Sep 13, 2008)
Passing attempts	56	Lee Chapple (Georgia Southern) at Furman (Nov 15, 2008)
	48	Zack Jaynes (Western Carolina) at Furman (Oct 11, 2008)

**2008 Southern Conference
Individual Game Highs Through games of Aug 31, 2009**



	48	Bart Blanchard (The Citadel) vs GEORGIA SOUTHERN (Nov 01, 2008)
Passing TDs	5	Armanti Edwards (Appalachian State) vs WOFFORD (Oct 31, 2008)
	4	Armanti Edwards (Appalachian State) vs THE CITADEL (Oct 04, 2008)
	4	Armanti Edwards (Appalachian State) vs SOUTH CAROLINA STATE (Nov 29, 2008)
Longest pass	91	Scott Riddle (Elon) vs SAMFORD (Sep 27, 2008)
	78	Bart Blanchard (The Citadel) vs WEBBER INTERNATIONAL (Aug 30, 2008)
	78	Andy Horn (Western Carolina) vs LIBERTY (Sep 13, 2008)
Passes completed	39	Lee Chapple (Georgia Southern) at Furman (Nov 15, 2008)
	33	Zack Jaynes (Western Carolina) at Furman (Oct 11, 2008)
Had intercepted	5	Armanti Edwards (Appalachian State) vs RICHMOND (Dec 06, 2008)
	3	Bart Blanchard (The Citadel) at Clemson (Sep 06, 2008)
	3	Tony Pastore (Chattanooga) vs JSU (Sep 20, 2008)
	3	Scott Riddle (Elon) vs SAMFORD (Sep 27, 2008)
	3	Scott Riddle (Elon) vs WOFFORD (Oct 25, 2008)
	3	Sloan Allison (Chattanooga) at Western Carolina (Nov 01, 2008)
	3	Jordan Sorrells (Furman) at Samford (Nov. 1, 2008)
Pass completion pct	100.0	Ben Widmyer (Wofford) vs CHARLESTON SOUTHERN (Sep 06, 2008) [3-3]
	100.0	Richie Fordham (Samford) vs FAULKNER (Sep 06, 2008) [6-6]
	100.0	Ben Widmyer (Wofford) vs WESTERN CAROLINA (Oct 18, 2008) [7-7]
	100.0	Donny Kirby (Elon) at Chattanooga (Oct 18, 2008) [2-2]
	100.0	Donny Kirby (Elon) vs WOFFORD (Oct 25, 2008) [3-3]
	100.0	DeAndre Presley (Appalachian State) vs WOFFORD (Oct 31, 2008) [3-3]
	100.0	DeAndre Presley (Appalachian State) at Chattanooga (Nov 08, 2008) [3-3]
Pass yards/attempt	22.0	Ben Widmyer (Wofford) vs CHATTANOOGA (Oct 11, 2008) [5-110]
	19.3	Armanti Edwards (Appalachian State) vs WOFFORD (Oct 31, 2008) [19-367]
Pass yards/catch	36.7	Ben Widmyer (Wofford) vs CHATTANOOGA (Oct 11, 2008) [3-110]
	21.6	Armanti Edwards (Appalachian State) vs WOFFORD (Oct 31, 2008) [17-367]
Receiving yards	199	Terrell Hudgins (Elon) at Georgia Southern (Sep 20, 2008)
	190	Andre Roberts (The Citadel) at Wofford (Nov 08, 2008)
Receptions	14	Andre Roberts (The Citadel) at Wofford (Nov 08, 2008)
	13	Terrell Hudgins (Elon) at Georgia Southern (Sep 20, 2008)
Yards per catch	52.7	Chris Truss (Furman) vs CHATTANOOGA (Sep 27, 2008) [3-158]
	43.0	Brian Quick (Appalachian State) vs WOFFORD (Oct 31, 2008) [4-172]
Receiving TDs	3	Brian Quick (Appalachian State) vs WOFFORD (Oct 31, 2008)
	3	Andre Roberts (The Citadel) at Wofford (Nov 08, 2008)
Longest reception	91	A.J. Harris (Elon) vs SAMFORD (Sep 27, 2008)
	78	Andre Roberts (The Citadel) vs WEBBER INTERNATIONAL (Aug 30, 2008)
	78	Marquel Pittman (Western Carolina) vs LIBERTY (Sep 13, 2008)
Field goal attempts	5	Andrew Wilcox (Elon) at Georgia Southern (Sep 20, 2008)
	4	Craig Camay (Chattanooga) vs CUMBERLAND (Sep 06, 2008)
	4	Blake Bostic (Western Carolina) at Presbyterian (Sep 20, 2008)
	4	Andrew Wilcox (Elon) vs SAMFORD (Sep 27, 2008)
	4	Sam Keeler (The Citadel) vs GEORGIA SOUTHERN (Nov 01, 2008)
Field goals made	5	Andrew Wilcox (Elon) at Georgia Southern (Sep 20, 2008)
	3	Blake Bostic (Western Carolina) at Presbyterian (Sep 20, 2008)
	3	Andrew Wilcox (Elon) vs SAMFORD (Sep 27, 2008)
Longest field goal	47	Andrew Wilcox (Elon) vs WESTERN CAROLINA (Nov 08, 2008)
	46	Jason Vitaris (Appalachian State) vs PRESBYTERIAN (Sep 27, 2008)
Field goal pct	100.0	Andrew Wilcox (Elon) at Georgia Southern (Sep 20, 2008) [5-5]
	100.0	Jason Vitaris (Appalachian State) at LSU (Aug 30, 2008) [2-2]
	100.0	Sam Keeler (The Citadel) vs WEBBER INTERNATIONAL (Aug 30, 2008) [2-2]
	100.0	Patrick Mugan (Wofford) vs CHARLESTON SOUTHERN (Sep 06, 2008) [2-2]
	100.0	Matthew Cesari (Furman) at Colgate (Sep 13, 2008) [2-2]

**2008 Southern Conference
Individual Game Highs Through games of Aug 31, 2009**



	100.0	Sam Keeler (The Citadel) vs WESTERN CAROLINA (Sep 27, 2008) [2-2]
	100.0	Blake Bostic (Western Carolina) vs SAMFORD (Oct 04, 2008) [2-2]
	100.0	Andrew Wilcox (Elon) at The Citadel (Oct 11, 2008) [2-2]
	100.0	Sam Keeler (The Citadel) at Furman (Oct 18, 2008) [2-2]
	100.0	Matthew Cesari (Furman) vs THE CITADEL (Oct 18, 2008) [2-2]
	100.0	Adrian Mora (Georgia Southern) vs APPALACHIAN STATE (Oct 18, 2008) [2-2]
	100.0	Andrew Wilcox (Elon) vs WOFFORD (Oct 25, 2008) [2-2]
	100.0	Andrew Wilcox (Elon) vs WESTERN CAROLINA (Nov 08, 2008) [2-2]
PAT kicks attempted	10	Jason Vitaris (Appalachian State) vs WOFFORD (Oct 31, 2008)
	9	Andrew Wilcox (Elon) vs PRESBYTERIAN (Sep 13, 2008)
	8	Matthew Cesari (Furman) vs MARS HILL (Aug 30, 2008)
	8	Jason Vitaris (Appalachian State) vs JACKSONVILLE (Sep 06, 2008)
	8	Patrick Mugan (Wofford) vs CHATTANOOGA (Oct 11, 2008)
	8	Patrick Mugan (Wofford) at Elon (Oct 25, 2008)
PAT kicks made	10	Jason Vitaris (Appalachian State) vs WOFFORD (Oct 31, 2008)
	9	Andrew Wilcox (Elon) vs PRESBYTERIAN (Sep 13, 2008)
	8	Matthew Cesari (Furman) vs MARS HILL (Aug 30, 2008)
	8	Jason Vitaris (Appalachian State) vs JACKSONVILLE (Sep 06, 2008)
	8	Patrick Mugan (Wofford) vs CHATTANOOGA (Oct 11, 2008)
	7	Adrian Mora (Georgia Southern) at Chattanooga (Oct 04, 2008)
	7	Patrick Mugan (Wofford) at Elon (Oct 25, 2008)
	7	Jason Vitaris (Appalachian State) at Chattanooga (Nov 08, 2008)
PAT kicks pct	100.0	Jason Vitaris (Appalachian State) vs WOFFORD (Oct 31, 2008) [10-10]
	100.0	Andrew Wilcox (Elon) vs PRESBYTERIAN (Sep 13, 2008) [9-9]
	100.0	Matthew Cesari (Furman) vs MARS HILL (Aug 30, 2008) [8-8]
	100.0	Jason Vitaris (Appalachian State) vs JACKSONVILLE (Sep 06, 2008) [8-8]
	100.0	Patrick Mugan (Wofford) vs CHATTANOOGA (Oct 11, 2008) [8-8]
	100.0	Adrian Mora (Georgia Southern) at Chattanooga (Oct 04, 2008) [7-7]
	100.0	Jason Vitaris (Appalachian State) at Chattanooga (Nov 08, 2008) [7-7]
	100.0	Jason Vitaris (Appalachian State) vs PRESBYTERIAN (Sep 27, 2008) [6-6]
	100.0	Patrick Mugan (Wofford) vs WESTERN CAROLINA (Oct 18, 2008) [6-6]
	100.0	Patrick Mugan (Wofford) vs PRESBYTERIAN (Aug 30, 2008) [5-5]
	100.0	Matthew Cesari (Furman) vs CHATTANOOGA (Sep 27, 2008) [5-5]
	100.0	Patrick Mugan (Wofford) at Georgia Southern (Sep 27, 2008) [5-5]
	100.0	Jason Vitaris (Appalachian State) at Samford (Oct 11, 2008) [5-5]
	100.0	Adrian Mora (Georgia Southern) at Western Carolina (Oct 25, 2008) [5-5]
	100.0	Adrian Mora (Georgia Southern) at The Citadel (Nov 01, 2008) [5-5]
	100.0	Jason Vitaris (Appalachian State) at Western Carolina (Nov 22, 2008) [5-5]
	100.0	Patrick Mugan (Wofford) vs FURMAN (Nov 22, 2008) [5-5]
	100.0	Patrick Mugan (Wofford) at James Madison (Nov 29, 2008) [5-5]
Punts	13	Jeff Lloyd (Chattanooga) at Oklahoma (Aug 30, 2008)
	13	Blake Cain (Western Carolina) vs APPALACHIAN STATE (Nov 22, 2008)
Yards punted	502	Jeff Lloyd (Chattanooga) at Oklahoma (Aug 30, 2008) [13-502]
	497	Blake Cain (Western Carolina) vs APPALACHIAN STATE (Nov 22, 2008) [13-497]
Longest punt	79	Bob Hooper (Samford) at Georgia Southern (Nov 08, 2008)
	70	Jeff Lloyd (Chattanooga) at Western Carolina (Nov 01, 2008)
	70	Trent Hawk (Furman) vs GEORGIA SOUTHERN (Nov 15, 2008)
Punting avg	56.0	Brandon Lane (Elon) at Chattanooga (Oct 18, 2008) [2-112]
	55.0	Brandon Lane (Elon) vs SAMFORD (Sep 27, 2008) [2-110]
Punt returns	5	Karlos Sullivan (Elon) at Stony Brook (Sep 06, 2008)
	5	B.J. Frazier (Appalachian State) vs THE CITADEL (Oct 04, 2008)
	5	Richie Fordham (Samford) vs THE CITADEL (Oct 25, 2008)
Punt return yards	116	Andre Roberts (The Citadel) vs WEBBER INTERNATIONAL (Aug 30, 2008)

**2008 Southern Conference
Individual Game Highs Through games of Aug 31, 2009**



	106	Karlos Sullivan (Elon) at Stony Brook (Sep 06, 2008)
Longest punt return	84	Raja Andrews (Georgia Southern) vs APPALACHIAN STATE (Oct 18, 2008)
	81	Karlos Sullivan (Elon) at Stony Brook (Sep 06, 2008)
Punt return TDs	1	Andre Roberts (The Citadel) vs WEBBER INTERNATIONAL (Aug 30, 2008)
	1	Karlos Sullivan (Elon) at Stony Brook (Sep 06, 2008)
	1	Omar Johnson (Samford) vs FAULKNER (Sep 06, 2008)
	1	Charles Ball (Elon) vs PRESBYTERIAN (Sep 13, 2008)
	1	Reggie Rice (The Citadel) vs PRINCETON (Sep 20, 2008)
	1	Masharn Austin (Furman) vs CHATTANOOGA (Sep 27, 2008)
	1	Andre Roberts (The Citadel) at Appalachian State (Oct 04, 2008)
	1	David Arnold (Georgia Southern) at Chattanooga (Oct 04, 2008)
	1	Raja Andrews (Georgia Southern) vs APPALACHIAN STATE (Oct 18, 2008)
	1	Andre Roberts (The Citadel) vs CHATTANOOGA (Nov 15, 2008)
Punt return avg	51.5	Raja Andrews (Georgia Southern) vs APPALACHIAN STATE (Oct 18, 2008) [2-103]
	30.7	Adam Mims (Furman) at Colgate (Sep 13, 2008) [3-92]
Kick returns	11	Mike Rucker (Wofford) at Appalachian State (Oct 31, 2008)
	8	Lance Camp (Elon) vs WOFFORD (Oct 25, 2008)
	8	Asheton Jordan (The Citadel) at Florida (Nov 22, 2008)
Kick return yards	212	Mike Rucker (Wofford) at Appalachian State (Oct 31, 2008)
	200	Asheton Jordan (The Citadel) at Florida (Nov 22, 2008)
Kick return avg	37.8	Samair Baker (Georgia Southern) vs ELON (Sep 20, 2008) [4-151]
	37.6	Mike Rucker (Wofford) vs CHARLESTON SOUTHERN (Sep 06, 2008) [5-188]
Longest kick return	94	Samair Baker (Georgia Southern) vs ELON (Sep 20, 2008)
	67	Mike Rucker (Wofford) vs CHARLESTON SOUTHERN (Sep 06, 2008)
Kick return TDs	1	Samair Baker (Georgia Southern) vs ELON (Sep 20, 2008)
Combined PR/KR yards	212	Mike Rucker (Wofford) at Appalachian State (Oct 31, 2008) [Opr-212kr]
	200	Asheton Jordan (The Citadel) at Florida (Nov 22, 2008) [Opr-200kr]
Interceptions	3	Mark LeGree (Appalachian State) vs WOFFORD (Oct 31, 2008)
	2	Travis Dowda (Appalachian State) vs JACKSONVILLE (Sep 06, 2008)
	2	Ronnie Wiggins (Georgia Southern) vs ELON (Sep 20, 2008)
	2	Terell Wilson (Elon) at Georgia Southern (Sep 20, 2008)
	2	Cortez Gilbert (Appalachian State) vs PRESBYTERIAN (Sep 27, 2008)
	2	Seth Goldwire (Wofford) at Georgia Southern (Sep 27, 2008)
	2	Antoine George (Western Carolina) vs CHATTANOOGA (Nov 01, 2008)
	2	Bryce Smith (Samford) vs FURMAN (Nov. 1, 2008)
	2	Andy Davis (Samford) at Georgia Southern (Nov 08, 2008)
Interception return yds	86	Alex Goltry (Wofford) vs WESTERN CAROLINA (Oct 18, 2008)
	80	Jason Leventis (Wofford) vs PRESBYTERIAN (Aug 30, 2008)
Interception return avg	30.5	Seth Goldwire (Wofford) at Georgia Southern (Sep 27, 2008) [2-61]
	30.0	Andy Davis (Samford) at Georgia Southern (Nov 08, 2008) [2-60]
Longest interception rtn	86	Alex Goltry (Wofford) vs WESTERN CAROLINA (Oct 18, 2008)
	80	Jason Leventis (Wofford) vs PRESBYTERIAN (Aug 30, 2008)
Interception return TDs	1	Jason Leventis (Wofford) vs PRESBYTERIAN (Aug 30, 2008)
	1	Travis Dowda (Appalachian State) vs JACKSONVILLE (Sep 06, 2008)
	1	Thomas Twitty (Furman) vs DELAWARE (Sep 20, 2008)
	1	Seth Goldwire (Wofford) at Georgia Southern (Sep 27, 2008)
	1	Damon Suggs (Georgia Southern) at Chattanooga (Oct 04, 2008)
	1	Gene Singletary (Western Carolina) vs GEORGIA SOUTHERN (Oct 25, 2008)
	1	Raeshon Ball (Chattanooga) at Western Carolina (Nov 01, 2008)
	1	Mitchell Bell (Western Carolina) at Elon (Nov 08, 2008)
All-purpose yards	287	Bo Williamson (Elon) vs PRESBYTERIAN (Sep 13, 2008)
	267	Asheton Jordan (The Citadel) at Florida (Nov 22, 2008)
Tackles	19.0	Chris Covington (Georgia Southern) vs WOFFORD (Sep 27, 2008) [8-11]

**2008 Southern Conference
Individual Game Highs Through games of Aug 31, 2009**



	18.0	Quentin Taylor (Georgia Southern) vs WOFFORD (Sep 27, 2008) [9-9]
Sacks	3.0	Chris Covington (Georgia Southern) vs APPALACHIAN STATE (Oct 18, 2008) [3-0]
	3.0	Patrick Hatcher (Samford) vs THE CITADEL (Oct 25, 2008) [3-0]
	3.0	Dakota Walker (Georgia Southern) at Western Carolina (Oct 25, 2008) [3-0]
Tackles for loss	5.0	Patrick Hatcher (Samford) vs THE CITADEL (Oct 25, 2008) [5-0]
	5.0	Dakota Walker (Georgia Southern) at The Citadel (Nov 01, 2008) [5-0]

**2008 Southern Conference
Individual Steller Games Through games of Aug 31, 2009**



200-Yard Rushing Performances

200 Quan Warley (Western Carolina) at Presbyterian (Sep 20, 2008)

100-Yard Rushing Performances

200 Quan Warley (Western Carolina) at Presbyterian (Sep 20, 2008)
180 Chris Evans (Samford) vs WEST GEORGIA (Aug 28, 2008)
179 Devin Radford (Appalachian State) vs PRESBYTERIAN (Sep 27, 2008)
174 Chris Evans (Samford) vs THE CITADEL (Oct 25, 2008)
166 Chris Evans (Samford) at Western Carolina (Oct 04, 2008)
166 Jamal Shuman (Elon) at Chattanooga (Oct 18, 2008)
161 Robert Welton (Appalachian State) vs JACKSONVILLE (Sep 06, 2008)
161 Brandon Newsome (Elon) vs FURMAN (Oct 04, 2008)
158 Ben Widmyer (Wofford) vs CHATTANOOGA (Oct 11, 2008)
157 Armanti Edwards (Appalachian State) at Georgia Southern (Oct 18, 2008)
157 Eric Breitenstein (Wofford) at Appalachian State (Oct 31, 2008)
156 DeAndre Presley (Appalachian State) at Western Carolina (Nov 22, 2008)
152 Armanti Edwards (Appalachian State) at Chattanooga (Nov 08, 2008)
148 Brandon Newsome (Elon) at Georgia Southern (Sep 20, 2008)
146 Dane Romero (Wofford) vs THE CITADEL (Nov 08, 2008)
144 Chris Evans (Samford) vs APPALACHIAN STATE (Oct 11, 2008)
142 Chris Evans (Samford) at Georgia Southern (Nov 08, 2008)
135 Mitch Allen (Wofford) vs CHARLESTON SOUTHERN (Sep 06, 2008)
134 Brandon Newsome (Elon) at The Citadel (Oct 11, 2008)
134 Chris Evans (Samford) at Chattanooga (Nov 22, 2008)
130 Mike Brown (Furman) at Colgate (Sep 13, 2008)
124 Dane Romero (Wofford) at Samford (Nov 15, 2008)
122 Mike Brown (Furman) vs WESTERN CAROLINA (Oct 11, 2008)
118 Chris Evans (Samford) at Elon (Sep 27, 2008)
118 Dane Romero (Wofford) at Georgia Southern (Sep 27, 2008)
118 Asheton Jordan (The Citadel) vs GEORGIA SOUTHERN (Nov 01, 2008)
118 Mike Rucker (Wofford) at Samford (Nov 15, 2008)
118 Brandon Newsome (Elon) at Appalachian State (Nov 15, 2008)
110 Asheton Jordan (The Citadel) vs WESTERN CAROLINA (Sep 27, 2008)
109 Armanti Edwards (Appalachian State) at James Madison (Sep 20, 2008)
107 Ben Widmyer (Wofford) vs PRESBYTERIAN (Aug 30, 2008)
107 Cedric Baker (Appalachian State) at Chattanooga (Nov 08, 2008)
107 Mike Rucker (Wofford) at James Madison (Nov 29, 2008)
106 Dane Romero (Wofford) at Appalachian State (Oct 31, 2008)
105 Mike Rucker (Wofford) vs WESTERN CAROLINA (Oct 18, 2008)
104 Levon Curtis (Western Carolina) vs CHATTANOOGA (Nov 01, 2008)
104 Armanti Edwards (Appalachian State) vs ELON (Nov 15, 2008)
103 Antonio Henton (Georgia Southern) vs AUSTIN PEAY (Sep 06, 2008)
102 Quan Warley (Western Carolina) vs GEORGIA SOUTHERN (Oct 25, 2008)
101 DeAndre Presley (Appalachian State) at Chattanooga (Nov 08, 2008)
100 Dane Romero (Wofford) vs PRESBYTERIAN (Aug 30, 2008)

**2008 Southern Conference
Individual Steller Games Through games of Aug 31, 2009**



Number of 100-Yard Rushing Performances

Chris Evans, Samford - 7
Dane Romero, Wofford - 5
Armanti Edwards, Appalachian State - 4
Brandon Newsome, Elon - 4
Mike Rucker, Wofford - 3
Mike Brown, Furman - 2
Asheton Jordan, The Citadel - 2
DeAndre Presley, Appalachian State - 2
Quan Warley, Western Carolina - 2
Ben Widmyer, Wofford - 2
Mitch Allen, Wofford - 1
Cedric Baker, Appalachian State - 1
Eric Breitenstein, Wofford - 1
Levon Curtis, Western Carolina - 1
Antonio Henton, Georgia Southern - 1
Devin Radford, Appalachian State - 1
Jamal Shuman, Elon - 1
Robert Welton, Appalachian State - 1

500-Yard Passing Performances

None

400-Yard Passing Performances

433 Armanti Edwards (Appalachian State) vs SOUTH CAROLINA STATE (Nov 29, 2008)

300-Yard Passing Performances

433 Armanti Edwards (Appalachian State) vs SOUTH CAROLINA STATE (Nov 29, 2008)
386 Scott Riddle (Elon) vs PRESBYTERIAN (Sep 13, 2008)
367 Armanti Edwards (Appalachian State) vs WOFFORD (Oct 31, 2008)
358 Bart Blanchard (The Citadel) vs GEORGIA SOUTHERN (Nov 01, 2008)
336 Dustin Taliaferro (Samford) vs FURMAN (Nov. 1, 2008)
323 Lee Chapple (Georgia Southern) at Furman (Nov 15, 2008)
323 Armanti Edwards (Appalachian State) vs RICHMOND (Dec 06, 2008)
320 Tony Pastore (Chattanooga) vs CUMBERLAND (Sep 06, 2008)
308 Scott Riddle (Elon) at Georgia Southern (Sep 20, 2008)
307 Armanti Edwards (Appalachian State) at Samford (Oct 11, 2008)
302 Zack Jaynes (Western Carolina) at Furman (Oct 11, 2008)

Number of 300-Yard Passing Performances

Armanti Edwards, Appalachian State - 4
Scott Riddle, Elon - 2
Bart Blanchard, The Citadel - 1
Lee Chapple, Georgia Southern - 1
Zack Jaynes, Western Carolina - 1
Tony Pastore, Chattanooga - 1
Dustin Taliaferro, Samford - 1

**2008 Southern Conference
Individual Steller Games Through games of Aug 31, 2009**



200-Yard Receiving Performances

None

100-Yard Receiving Performances

- 199 Terrell Hudgins (Elon) at Georgia Southern (Sep 20, 2008)
- 190 Andre Roberts (The Citadel) at Wofford (Nov 08, 2008)
- 175 Clint Woods (Chattanooga) vs CUMBERLAND (Sep 06, 2008)
- 172 Brian Quick (Appalachian State) vs WOFFORD (Oct 31, 2008)
- 167 Bo Williamson (Elon) vs PRESBYTERIAN (Sep 13, 2008)
- 165 Andre Roberts (The Citadel) vs GEORGIA SOUTHERN (Nov 01, 2008)
- 159 Blue Cooper (Chattanooga) vs CUMBERLAND (Sep 06, 2008)
- 158 Chris Truss (Furman) vs CHATTANOOGA (Sep 27, 2008)
- 153 Andre Roberts (The Citadel) at Clemson (Sep 06, 2008)
- 143 Raja Andrews (Georgia Southern) vs ELON (Sep 20, 2008)
- 138 Terrell Hudgins (Elon) at Stony Brook (Sep 06, 2008)
- 136 Jonathan Lowery (Samford) vs FURMAN (Nov. 1, 2008)
- 135 Andre Roberts (The Citadel) vs WESTERN CAROLINA (Sep 27, 2008)
- 130 Terrell Hudgins (Elon) at The Citadel (Oct 11, 2008)
- 128 Adam Mims (Furman) at Samford (Nov. 1, 2008)
- 123 Raja Andrews (Georgia Southern) vs NORTHEASTERN (Sep 13, 2008)
- 121 Raja Andrews (Georgia Southern) at Western Carolina (Oct 25, 2008)
- 120 Terrell Hudgins (Elon) vs WOFFORD (Oct 25, 2008)
- 120 Terrell Hudgins (Elon) vs WESTERN CAROLINA (Nov 08, 2008)
- 119 Demarcus Watts (Georgia Southern) vs WOFFORD (Sep 27, 2008)
- 118 Andre Roberts (The Citadel) vs ELON (Oct 11, 2008)
- 116 Andre Roberts (The Citadel) vs CHATTANOOGA (Nov 15, 2008)
- 114 Raja Andrews (Georgia Southern) vs SAMFORD (Nov 08, 2008)
- 109 Marquel Pittman (Western Carolina) vs SHORTER COLLEGE (Aug 28, 2008)
- 106 A.J. Harris (Elon) vs SAMFORD (Sep 27, 2008)
- 105 Scott Flanagan (The Citadel) vs GEORGIA SOUTHERN (Nov 01, 2008)
- 102 Raja Andrews (Georgia Southern) at The Citadel (Nov 01, 2008)
- 101 Andy Strickland (Wofford) at Elon (Oct 25, 2008)
- 100 Andre Roberts (The Citadel) at Samford (Oct 25, 2008)

Number of 100-Yard Receiving Performances

- Andre Roberts, The Citadel - 7
- Raja Andrews, Georgia Southern - 5
- Terrell Hudgins, Elon - 5
- Blue Cooper, Chattanooga - 1
- Scott Flanagan, The Citadel - 1
- A.J. Harris, Elon - 1
- Jonathan Lowery, Samford - 1
- Adam Mims, Furman - 1
- Marquel Pittman, Western Carolina - 1
- Brian Quick, Appalachian State - 1
- Andy Strickland, Wofford - 1
- Chris Truss, Furman - 1
- Demarcus Watts, Georgia Southern - 1
- Bo Williamson, Elon - 1

**2008 Southern Conference
Individual Steller Games Through games of Aug 31, 2009**



Clint Woods, Chattanooga - 1