

SOCON

2023 FOOTBALL

MEDIA GUIDE

#SOCONFB | SOCONSPORTS.COM

2023 PRESEASON HONORS

Offensive Player of the Year
Michael Hiers, Sr., QB, Samford

Defensive Player of the Year
Jay Person, Sr., DL, Chattanooga

First team offense

- QB Michael Hiers, Sr., Samford
- RB Dominic Roberto, R-Sr., Furman
- RB Ailym Ford, Sr., Chattanooga
- OL Jacob Johanning, R-Sr., Furman
- OL Pearson Toomey, R-Sr., Furman
- OL John Thomas, Sr., Mercer
- OL Jabari Brooks, Jr., Samford
- OL Reid Williams, Jr., Chattanooga
- OL Tyler Smith, R-Sr., Western Carolina
- TE Ajay Belanger, Sr., Western Carolina
- WR Devron Harper, Sr., Mercer
- WR Ty James, R-Jr., Mercer
- WR Chandler Smith, Sr., Samford

First team defense

- DL Solomon Zubairu, Sr., Mercer
- DL Joseph Mera, Sr., Samford
- DL Ben Brewton, Sr., Chattanooga
- DL Jay Person, Sr., Chattanooga
- DL Micah Nelson, Jr., Western Carolina
- LB Braden Gilby, Gr., Furman
- LB Isaac Dowling, Jr., Mercer
- LB Noah Martin, Jr., Samford
- DB Travis Blackshear, Gr., Furman
- DB Hugh Ryan, R-Sr., Furman
- DB Kourtlan Marsh, Jr., Samford
- DB Kameron Brown, Sr., Chattanooga
- DB Alex Oliver, Sr., VMI
- DB Andreas Keaton, Jr., Western Carolina

First team specialists

- PK Richard McCollum, R-Sr., Western Carolina
- P Jack Cullbreath, Sr., VMI
- LS Julian Ashby, R-Jr., Furman
- RS Devron Harper, Sr., Mercer

Second team offense

- QB Tyler Huff, Gr., Furman
- RB Jay Stanton, Sr., Samford
- RB Desmond Reid, So., Western Carolina
- OL Israel Mukwiza, R-Jr., Mercer
- OL Bryce Goodner, R-So., Chattanooga
- OL Tyriq Poindexter, R-So., VMI
- OL Christian Coulter, Sr., Western Carolina
- OL Jason Swann, Sr., Wofford
- TE Noah West, R-Jr., ETSU
- WR Will Huzzie, R-Sr., ETSU
- WR Joshua Harris, Jr., Furman

Second team defense

- DL Max Evans, R-Jr., ETSU
- DL Jack Barton, R-Sr., Furman
- DL Sirod Cook, Gr., Furman
- DL Matt Sochovka, Gr., Furman
- DL Savio Frazier, Jr., Mercer
- DL Marlon Taylor, R-Jr., Chattanooga
- DL Chuck Smith, Sr., Wofford
- LB Ken Standley, R-Jr., Mercer
- LB Evan Eller, Sr., VMI
- LB Antoine Williams, R-Jr., Western Carolina
- DB Sheldon Arnold II, Jr., ETSU
- DB Kam Brinson, R-Sr., Furman
- DB Richie Coffey, Sr., Mercer
- DB Myles Redding, Jr., Mercer
- DB Lance Wise, Sr., Mercer
- DB Reuben Lowery III, Jr., Chattanooga

Second team specialists

- PK Ian Williams, R-Jr., Furman
- P Trace Kelley, R-So., ETSU
- LS Ryan Phillips, So., ETSU
- RS Wayne Anderson Jr., R-Sr., Furman

**Coaches Poll
Team (1st-place votes)**

Team (1st-place votes)	Total
T1. Furman (5)	59
T1. Samford (4)	59
3. Mercer	49
4. Chattanooga	47
5. Western Carolina	35
6. ETSU	29
7. Wofford	22
8. The Citadel	14
9. VMI	10

**Media Poll
Team (1st-place votes)**

Team (1st-place votes)	Total
1. Furman (30)	345
2. Samford (8)	316
3. Mercer (2)	263
4. Chattanooga	250
5. Western Carolina	218
6. ETSU	143
7. The Citadel	103
8. Wofford	102
9. VMI	60



SAMFORD QUARTERBACK MICHAEL HIERS



CHATTANOOGA DEFENSIVE LINEMAN JAY PERSON

2023 Southern Conference Football Media Guide

On the inside

2023 Preseason SoCon honorsIFC

2023 composite schedule 2

The Southern Conference

Southern Conference history4-8

Southern Conference principles9

Southern Conference Hall of Fame 10-11

Commissioner Michael Cross 12

Southern Conference staff 13

Southern Conference media relations 14

Southern Conference teams

The Citadel 16-23

ETSU.....24-31

Furman 32-39

Mercer.....40-47

Samford.....48-55

Chattanooga.....56-63

VMI64-71

Western Carolina.....72-79

Wofford.....80-87

2022 year-in-review

Final standings..... 88

Polls..... 89

Honors and awards90-91

Individual leaders92-93

Team statistics.....94-95

Individual highs.....96-97

Team highs..... 98

Records and awards

All-time team records..... 99

Coaching records..... 100

NFL Draftees 101-104

NCAA statistics champions 105

Overtime history 106

Final national polls 107-111

Annual award winners..... 112-114

National and regional honors 115-116

All-Americans 117-118

All-conference selections..... 119-126

All-freshman selections 127-128

Players of the Week..... 129-136

Players of the Month 137

All-Academic selections 138-141

FBS wins 142

Individual records..... 143-155

Team records 156-158

Annual individual leaders..... 159-163

Annual team leaders 164-167

FCS playoff history 168-170

FCS national champions 171-174

FCS Playoff individual records..... 175

FCS Playoff team records 176

Pre-FCS history 177

Yearly standings 178-181

Southern Conference champions..... 182

The Southern Conference

702 N. Pine Street

Spartanburg, S.C. 29303

Phone:..... 864-591-5100

Fax: 864-591-3448

Website:www.SoConSports.com

Conference staff

Michael Cross Commissioner

Geoff Cabe..... Senior Associate Commissioner

Terri Brne..... Senior Associate Commissioner

Doug King Associate Commissioner for Compliance

Jason Yaman..... Associate Commissioner

Sean Diminick Associate Commissioner for Championships

Paul Lollis Associate Commissioner for Video Productions

Kayla Kinsey Director of Conference Operations

Kiersten Foust Director of Creative Services

Ralan Wardlaw Assistant Director of Media Relations

Caroline Reese Championships Assistant

Anna Brinkman Media Relations Assistant

Perry Havener Coordinator of Officials



Credits

Editor: Phil Perry

Design: Phil Perry

Cover: Kiersten Foust

Editorial Assistance: Jason Yaman, John Iamarino and the SoCon football SIDs.

Aug. 27 (Saturday)

Mercer vs. North Alabama, 3:30 p.m.
(FCS Kickoff; Montgomery, Ala.)

Aug. 31 (Thursday)

Shorter at Samford, 7 p.m.
Tennessee Tech at Furman, 7 p.m.

Sept. 2 (Saturday)

Davidson at VMI, 1:30 p.m.
Mercer at Mississippi, 2 p.m.
ETSU at Jacksonville State, 2 p.m.
Wofford at Pittsburgh, 3:30 p.m.
Western Carolina at Arkansas, 4 p.m.
Chattanooga at North Alabama, 6 p.m.
The Citadel at Georgia Southern, 6 p.m.

Sept. 9 (Saturday)

*Samford at Western Carolina, 2:30 p.m.
Campbell at The Citadel, 4 p.m.
Carson-Newman at ETSU, 5:30 p.m.
Kennesaw State at Chattanooga, 6 p.m.
VMI at Bucknell, 6 p.m.
Wofford at William & Mary, 6 p.m.
Morehead State at Mercer, 7 p.m.
Furman at South Carolina, 7:30 p.m.

Sept. 16 (Saturday)

VMI at NC State, 2 p.m.
Furman at Kennesaw State, 5 p.m.
*The Citadel at Chattanooga, 6 p.m.
Presbyterian at Wofford, 6 p.m.
ETSU at Austin Peay, 7 p.m.
Samford at Auburn, 7:30 p.m.
Western Carolina at Eastern Kentucky, TBA

Sept. 23 (Saturday)

*Wofford at VMI, 1:30 p.m.
*Mercer at Furman, 2 p.m.
Charleston Southern at Western Carolina, 2:30 p.m.
*Chattanooga at Samford, 3 p.m.
The Citadel at South Carolina State, 6 p.m.

Sept. 30 (Saturday)

*ETSU at Samford, 1 p.m.
*Western Carolina at The Citadel, 2 p.m.
*VMI at Mercer, 4 p.m.
*Chattanooga at Wofford, 6 p.m.

Oct. 7 (Saturday)

*Samford at Wofford, 1:30 p.m.
*The Citadel at Furman, 2 p.m.
*Mercer at ETSU, 3:30 p.m.
*Western Carolina at Chattanooga, 4 p.m.

Oct. 14 (Saturday)

*Furman at Samford, 1 p.m.
*VMI at The Citadel, 2 p.m.
*Wofford at ETSU, 3:30 p.m.
*Chattanooga at Mercer, 4 p.m.

Oct. 21 (Saturday)

*ETSU at Chattanooga, 1:30 p.m.
*Samford at VMI, 1:30 p.m.
*Furman at Western Carolina, 2:30 p.m.
*Wofford at Mercer, 4 p.m.

Oct. 28 (Saturday)

*Chattanooga at VMI, 1:30 p.m.
*ETSU at Furman, 2 p.m.
*Mercer at Western Carolina, 2:30 p.m.
*The Citadel at Samford, 3 p.m.

Nov. 4 (Saturday)

*VMI at ETSU, 1 p.m.
*Furman at Chattanooga, 1:30 p.m.
*Mercer at The Citadel, 2 p.m.
*Western Carolina at Wofford, 3 p.m.

Nov. 11 (Saturday)

*VMI at Furman, 1 p.m.
*ETSU at Western Carolina, 1 p.m.
*Wofford at The Citadel, 2 p.m.
*Samford at Mercer, 3 p.m.

Nov. 18 (Saturday)

*Furman at Wofford, 12 p.m.
UT Martin at Samford, 1 p.m.
*The Citadel at ETSU, 1 p.m.
Chattanooga at Alabama, TBA
*Western Carolina at VMI, TBA

Nov. 25-Jan. 6

NCAA Division I Football Championship

* Southern Conference game
All times Eastern





FCS ALL-IN

*RETURNS THIS FALL ON **ESPN+***



The Southern Conference

The Southern Conference, which enters its 103rd year in 2023-24, is a national leader in emphasizing the development of the student-athlete and in helping to build lifelong leaders and role models.

The Southern Conference has been on the forefront of innovation and originality in developing creative solutions to address issues facing intercollegiate athletics. From establishing the first postseason college basketball tournament (1921), to tackling the issue of freshman eligibility (1922), to developing women's championships (1984), to becoming the first conference to install the 3-point goal in basketball (1980), the Southern Conference has been a pioneer.

The Southern Conference is the nation's fifth-oldest NCAA Division I collegiate athletic association. Only the Big Ten (1896), the Missouri Valley (1907), the Pac-12 (1915) and the Southwestern Athletic (1920) conferences are older in terms of origination.

Academic excellence has been a major part of the Southern Conference's tradition. Hundreds of Southern Conference student-athletes have been recognized on Academic All-America and all-district teams. A total of 20 Rhodes Scholarship winners have been selected from conference institutions, most recently in 2012-13, when former Wofford volleyball player Rachel Woodlee earned the prestigious award.

The conference currently consists of 10 members in six states throughout the Southeast and sponsors 20 varsity sports and championships that produce participants for NCAA Division I Championships.

The Southern Conference offices are located in the historic Beaumont Mill in Spartanburg, South Carolina. A textile mill that was in operation from 1880 until 1999, Beaumont Mill was renovated in 2004 and today offers the league first-class meeting areas and offices as well as a spacious library for storage of the conference's historical documents.

Membership history

On Feb. 25, 1921, representatives from 14 of the Southern Intercollegiate Athletic Association's (SIAA) 30 members met at Atlanta's Piedmont Hotel to establish the Southern Intercollegiate Conference. On hand at the inaugural meeting were officials from Alabama, Alabama Polytechnic Institute (Auburn), Clemson, Georgia, Georgia School of Technology (Georgia Tech), Kentucky, Maryland, Mississippi A&M (Mississippi State), North Carolina, North Carolina State, Tennessee, Virginia, Virginia Polytechnic Institute (Virginia Tech) and Washington & Lee.

Dr. S.V. Sanford of Georgia was chosen as acting chairman and N.W. Dougherty of Tennessee was named secretary. The decision to form a new athletic conference was motivated by the desire to have a workable number of conference games for each league member. With 30 schools in the SIAA by the early 1920s, it was impossible to play every school at least once during the regular season and many schools went several years between playing some conference members. In addition, in 1920, the SIAA voted down proposed rules that an athlete must be in a college a year before playing on its teams and refused to abolish a rule permitting athletes to play summer baseball for money.

Play began in the fall of 1921, and a year later, six more schools joined the fledgling league, including Tulane (which had attended the inaugural meeting but had elected not to join), Florida, Louisiana (LSU), Mississippi, South Carolina and Vanderbilt. VMI joined in 1923 and Duke was added in 1929.

By the 1930s, membership in the Southern Conference had reached 23 schools. C.P. "Sally" Miles of Virginia Tech, president of the Southern Conference, called the annual league meeting to order on Dec. 9, 1932, at the Farragut Hotel in Knoxville, Tennessee. There, it announced that 13 institutions west and south of the Appalachian Mountains were reorganizing as the Southeastern

Conference. Members of the new league included Alabama, Alabama Polytechnic Institute, Florida, Georgia, Georgia School of Technology, Kentucky, Louisiana, Mississippi, Mississippi A&M, University of the South, Tennessee, Tulane and Vanderbilt.

According to the minutes of the meeting, Georgia's Dr. Sanford stated that the division was made along geographical lines. Florida's Dr. J.J. Tigert, acting as spokesman for the withdrawing group, regretted the move but believed it was necessary as the Southern Conference had grown too large. The resignations were accepted, and the withdrawing schools formed the new league, which began play in 1933.

The Southern Conference continued with membership of 10 institutions, including Clemson, Duke, Maryland, North Carolina, North Carolina State, South Carolina, Virginia, VMI, Virginia Tech and Washington & Lee.

The second major shift occurred some 20 years later. By 1952, the Southern Conference included 17 colleges and universities. Another split occurred when seven schools – Clemson, Duke, Maryland, North Carolina, North Carolina State, South Carolina and Wake Forest – departed to form the Atlantic Coast Conference, which began play in 1953. The revamped Southern Conference included members The Citadel, Davidson, Furman, George Washington, Richmond, VMI, Virginia Tech, Washington & Lee, West Virginia and William & Mary.

A third major shift occurred in 2012-13, when five members announced their departures and three schools were added. College of Charleston announced its decision to leave for the Colonial Athletic Association following the 2012-13 season, while Appalachian State (Sun Belt), Davidson (Atlantic 10), Elon (Colonial) and Georgia Southern (Sun Belt) announced they would depart following the 2013-14 campaign. At the Southern Conference's 2013 spring meetings in Hilton Head Island, South Carolina, the league officially extended invitations to former members ETSU and VMI, as well as Mercer, to join the league for the 2014-15 academic year.

Today, the league continues to thrive with a membership that includes 10 institutions and a footprint that spans six states: Alabama, Georgia, North Carolina, South Carolina, Tennessee and Virginia. Current league members are The Citadel, ETSU, Furman, Mercer, UNCG, Samford, Chattanooga, VMI, Western Carolina and Wofford.

Leadership

Michael Cross began his tenure as the 10th commissioner in league history on July 1, 2023. A

nearly 30-year veteran of athletic administration, Cross came to the SoCon from the Knight Commission on Intercollegiate Athletics after previous stops at Penn State, Bradley, Princeton and Michigan.

Cross succeeded Jim Schaus, who served as commissioner from 2019-23. In his first year at the Southern Conference, Schaus spearheaded the creation of a new long-term strategic plan for the league and led the effort to partner with JMI Sports to serve as the SoCon's official multimedia rights holder. Schaus also negotiated the SoCon's entry into the Southeastern Conference's officiating consortiums for both men's basketball and football, moves that allow the member conferences to collaborate on all officiating matters related to recruitment, education and training, scheduling and evaluation of officials.

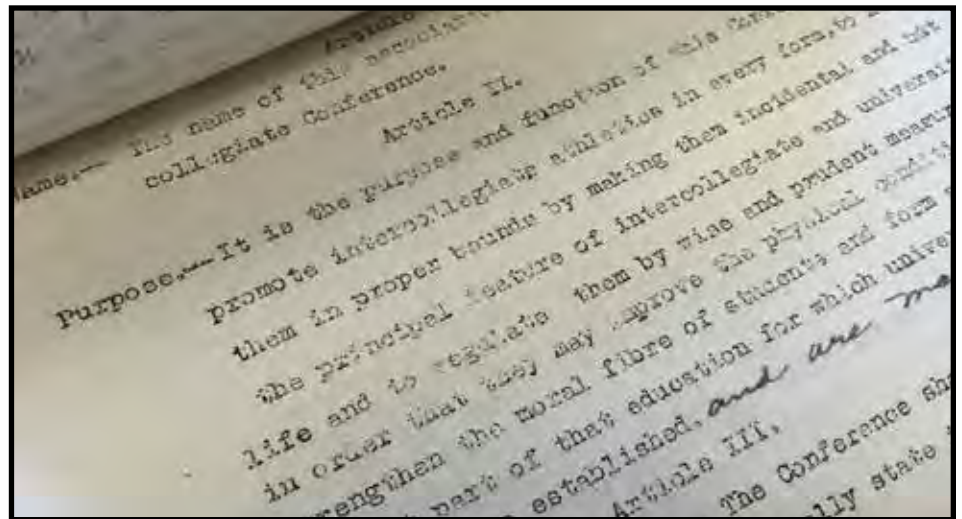
Also aimed at enhancing the league's men's basketball success, Schaus implemented a new right-size scheduling model designed to bolster the top teams' national profiles and put them in position for better seeding and potential at-large bids into the NCAA tournament. In addition, Schaus shepherded the league through its response to the COVID-19 pandemic and ensuing sport season cancellations and cost-cutting measures.

In Schaus's second year, the league began its year-long celebration of its first 100 years. It also successfully navigated the COVID pandemic, with every season playing to completion.

Schaus signed historic television contracts with ESPN and CBS Sports, guaranteeing the most linear national coverage the SoCon has ever had, and signed a contract extension to keep the league's basketball tournaments in Asheville, North Carolina, through 2026.

Schaus had a familial connection to the Southern Conference, as his father, former Los Angeles Lakers coach Fred Schaus, was the men's basketball coach at West Virginia from 1954-60, earning SoCon Coach of the Year honors four times in that six-year span and still ranking in the top 20 in career wins by a league coach.

Schaus replaced former commissioner John Iamarino, who concluded his 13-year tenure at the Southern Conference in the summer of 2019. Throughout his tenure, Iamarino promoted the Southern Conference through an ambitious agenda that improved championships, upgraded compliance related matters, launched the conference's Hall of Fame, created the SoCon Academic Exchange and increased the marketing and brand awareness of the conference and its member institutions. He also



The original Southern Conference constitution, drawn up in 1921, is housed in the archives at the league office in Spartanburg, S.C.



The 2014 addition of VMI in Lexington, Va., extended the Southern Conference's reach to six states across the Southeast.

guided the league through membership changes in 2014 that led to the SoCon's current configuration of 10 member schools.

Iamarino spearheaded the effort to create the SoCon Digital Network, which was in operation from 2014-20, and the league-wide initiative to have all 10 member institutions producing broadcast-quality content. As the league prepared to celebrate its centennial, Iamarino authored his first book, "A Proud Athletic History: 100 Years of the Southern Conference."

The Southern Conference named its first commissioner in December 1950. Duke's Wallace Wade made the transition from Blue Devil football coach to athletics administration as the first person at the helm of the conference.

Lloyd Jordan replaced Wade as the commissioner in 1960 and served a 14-year term until Ken Germann became the league head in 1974. Germann was the commissioner for 13 years and orchestrated the league's expansion to include women's athletics. In 1987, he was succeeded by Dave Hart, who oversaw the transfer of the league office from Charlotte, North Carolina, to Asheville, North Carolina.

Wright Waters succeeded Hart upon his retirement in 1991. Under Waters' leadership, the Southern Conference expanded to 12 members, added three women's sports and posted record revenue from the basketball tournament. Waters was followed by Alfred B. White in 1998. White, a veteran member of the NCAA office, introduced the current conference logo and elevated the conference's commitment to marketing and development of corporate partners. Danny Morrison, who would go on to be president of the Carolina Panthers, headed the conference from 2001-05 and orchestrated the league's move from Asheville to Spartanburg. Under Morrison's leadership, the conference increased its marketing and promotional efforts.

Championship history

Men's basketball was the first sport in which the conference held a championship. The league tournament is the nation's oldest, with the inaugural championship held in 1921 at Atlanta's City Auditorium and won by Kentucky. The tournament began Feb. 25, the same day that members of the Southern Intercollegiate Athletic Association met to

discuss forming the new league that would become the Southern Conference. The following year, North Carolina won the first tournament after the formation of the league.

Commissioner Germann spearheaded the Southern Conference's expansion to include women's athletics during the 1983-84 season. That year, league women's championships were held in volleyball, basketball and tennis. Cross country was introduced in 1985, outdoor track and field was added in 1987 and indoor track and field followed in 1988. The conference instituted golf and softball championships in the spring of 1994 and added soccer in the fall of that year.

The Germann Cup, named in honor of the former commissioner, annually recognizes the top women's athletics programs in the conference. From their humble beginnings, women's athletics have become an integral part of the Southern Conference and its success.

The Southern Conference declares champions in 10 men's sports – football, soccer, cross country, basketball, indoor track and field, outdoor track and field, wrestling, baseball, tennis and golf – and nine women's sports – soccer, volleyball, cross country, basketball, indoor track and field, outdoor track and field, tennis, golf and softball. Rifle is a mixed sport.

Football

The Southern Conference has also excelled as the premier Football Championship Subdivision (FCS) conference. Former Southern Conference member Appalachian State won the three consecutive FCS titles from 2005-07, becoming the first team to do so. The league boasts more than 250 players who have garnered All-America recognition and numerous national player or coach of the year awards. The conference had at least one team in the top 10 of the final FCS poll for 28 consecutive years (1985-2012), with at least two teams finishing in the final poll in every season from 1982-2013. Mercer and VMI entered the FCS national rankings for the first time in program history in 2020-21, with the Keydets winning the league title for the first time since 1977 and making their first-ever appearance in the FCS playoffs. Samford, Furman, Mercer and Chattanooga finished the 2022 season in the national rankings, giving the SoCon four teams in the final polls for the first time since 2016.

SoCon members

- Alabama (1921-1932)
- Appalachian State (1971-2014)
- Auburn (1921-1932)
- College of Charleston (1998-2013)
- The Citadel (1936-present)**
- Clemson (1921-1953)
- Davidson (1936-1988, 1992-2014)
- Duke (1929-1953)
- East Carolina (1964-1977)
- ETSU (1978-2005, 2014-present)**
- Elon (2003-2014)
- Florida (1922-1932)
- Furman (1936-present)**
- George Washington (1941-1970)
- Georgia (1921-1932)
- Georgia Southern (1991-2014)
- Georgia Tech (1921-1932)
- Kentucky (1921-1932)
- Louisiana State (1922-1932)
- Marshall (1976-1997)
- Maryland (1921-1953)
- Mercer (2014-present)**
- Mississippi (1922-1932)
- Mississippi State (1921-1932)
- North Carolina (1921-1953)
- UNCG (1997-present)**
- NC State (1921-1953)
- Richmond (1936-1976)
- Samford (2008-present)**
- South Carolina (1922-1953)
- Tennessee (1921-1932)
- Chattanooga (1976-present)**
- Tulane (1922-1932)
- University of the South (1924-1932)
- Vanderbilt (1922-1932)
- Virginia (1921-1937)
- VMI (1923-2003, 2014-present)**
- Virginia Tech (1921-1965)
- Wake Forest (1936-1953)
- Washington & Lee (1921-1958)
- West Virginia (1950-1968)
- Western Carolina (1976-present)**
- William & Mary (1936-1977)
- Wofford (1997-present)**

Bold indicates current SoCon member.

The conference has placed multiple representatives in the FCS Playoffs in 32 of 39 seasons, with 16 championship game appearances and eight national titles. The Southern Conference has had at least one team reach the semifinals in 12 of the last 24 years and in 18 of the last 31 seasons.

In 2007, Appalachian State became the first FCS team to defeat a nationally ranked Football Bowl Subdivision (FBS) team, when the Mountaineers defeated No. 5 Michigan, 34-32, on Sept. 1 before a sellout crowd at Michigan Stadium. Georgia Southern, in its final game as a member of the Southern Conference, downed the SEC's Florida in Gainesville on Nov. 23, 2013. The league picked up two wins over FBS teams in 2015, with Furman downing UCF and The Citadel stunning South Carolina. The Bulldogs added another Power 5 conference win in 2019, taking down Georgia Tech in overtime, 27-24. ETSU opened its 2021 campaign with a 23-3 win at Vanderbilt.

Prior to the conference's reclassification in 1981, Southern Conference football teams appeared in a total of 36 bowl games, posting a record of 16-18-2. From 1925-30, league schools won five football national championships in a six-year span. There are more than 60 former Southern Conference players and coaches in the College Football Hall of Fame. One of the most recognizable of these names is former North Carolina running back Charlie "Choo Choo" Justice, who helped guide North Carolina to three bowl appearances. He was a first-team All-America selection and the Heisman Trophy runner-up in 1948 and 1949. In 1949, Justice earned first-team all-

conference honors for the fourth consecutive season, becoming the first player in league history to achieve that feat. He was a member of the league's inaugural Hall of Fame Class in 2009.


Another of the league's football products that made it to the College Football Hall of Fame is Sam Huff of West Virginia. Huff was a three-year starter on both the offensive and defensive lines for the Mountaineers. In 1955, Huff earned first-team All-America honors on the field and was a first-team Academic All-American for his work in the classroom. He played 12 seasons in the National Football League for the New York Giants and the Washington Redskins. Also a member of the conference's first Hall of Fame class, he was a five-time All-Pro linebacker and is also a member of the Pro Football Hall of Fame.

Former Appalachian State coach Jerry Moore was enshrined in the College Football Hall of Fame in December 2014. The winningest coach in Appalachian State and Southern Conference history, Moore compiled a 215-87 record in his 24 seasons at Appalachian State (1989-2012), including 10 SoCon championships, 18 postseason appearances and an unprecedented three straight NCAA Division I FCS/IAA national titles (2005-07). He was the Eddie Robinson Award winner in 2006.

In 1999, Georgia Southern's Adrian Peterson captured the Walter Payton Award, presented annually to the Football Championship Subdivision's most outstanding offensive player. Peterson, a four-time All-American who finished his career as the NCAA Division I leader in rushing yards with 6,559, was inducted into the College Football Hall of Fame in December 2017.

Furman's Louis Ivory earned the Walter Payton Award in 2000, giving the SoCon consecutive winners, while Georgia Southern's Jayson Foster was presented with the 2007 trophy and Appalachian State quarterback Armani Edwards became the first two-time winner in Payton Award history, claiming the honors in 2008 and 2009 to make it three consecutive years a SoCon player took home the award.

Record-breaking quarterback Devlin Hodges of Samford became the Southern Conference's most recent Walter Payton Award winner in 2018, when the senior was also named the FCS ADA Offensive Player of the Year. The consensus All-American, who led the FCS in passing yards and completion percentage that season, wrapped up his career with FCS records for passing yardage (14,584), pass



Former Chattanooga star Terrell Owens entered the Pro Football Hall of Fame in 2018. Owens returned to his alma mater to deliver his induction speech from the Mocs' McKenzie Arena.

He was inducted into the SoCon Hall of Fame in 2020.

attempts and completions.

The league saw a pair of former players enter the Pro Football Hall of Fame in 2018, as former Chattanooga standout Terrell Owens and Marshall star Randy Moss, who enjoyed a record-breaking freshman year in the SoCon, earned the nod.

Appalachian State's Dexter Coakley was a three-time all-conference selection and consensus All-American in 1994, '95 and '96 before going on to stardom with the Dallas Cowboys. Coakley won a pair of Buck Buchanan Awards, given to Football Championship Subdivision's top defensive player each year.

In 2020-21, VMI coach Scott Wachenheim became the Southern Conference's fifth winner of the Eddie Robinson Award, joining The Citadel's Charlie Taaffe (1992), Georgia Southern's Paul Johnson (1998), Wofford's Mike Ayers (2003) and App State's Moore (2006).

Western Carolina's David Patten and Appalachian State's Matt Stevens were both members of the New England Patriots' Super Bowl champion team in 2002 and Patten also earned Super Bowl rings with the Patriots in 2004 and '05. Appalachian State's Daniel Kilgore appeared in Super Bowl XLVII for the San Francisco 49ers in 2013 and was a member of the Kansas City Chiefs' Super Bowl LV squad in 2021. Chattanooga's Keionta Davis was a member of the Patriots' organization for New England's appearance in Super Bowl LII in 2018, while Davis and Western Carolina's Keion Crossen were teammates for the Super Bowl LIII-winning Patriots in 2019. Former Samford safety Jaquiski Tartt played in Super Bowl LIV for the 49ers in 2020, while both teams in Super Bowl LVII in 2023 featured former SoCon players, as Samford alum James Bradberry suited up for the Philadelphia Eagles and Georgia Southern alum Jerick McKinnon won a ring with the Kansas City Chiefs.


In the spring of 2022 Chattanooga offensive lineman Cole Strange was taken with the 29th overall pick in the NFL Draft, becoming the SoCon's first first-round pick since 1974. Samford wide receiver Montrell Washington was later drafted in the fifth round, marking the seventh time since 2010 that multiple league players have been selected in the same draft.

Basketball

The 2020 edition of the conference tournament was the 100th in league history. Top-seeded ETSU downed Wofford 72-58 in the historic title game.

Not only was the Southern Conference tournament the first of its kind, but the league also helped change the face of college basketball. In 1980, the league began a season-long experiment with a 22-foot 3-point field goal with the approval of the NCAA Rules Committee. Ronnie Carr of Western Carolina made the first 3-point field goal in college basketball history in a game against Middle Tennessee State on Nov. 29, 1980.

Another college basketball tradition that originated in the Southern Conference is the traditional cutting of the nets by the winning team in important tournaments. According to USA Today, the practice of net-cutting originated in 1947 with NC State head coach Everett Case. As a first-year head coach, Case led the Wolfpack to the Southern Conference tournament title. Case celebrated by claiming the nets as souvenirs to commemorate the event. Basketball coaching legend Red Auerbach gave



The Atlanta Memorial Auditorium was the site for the first Southern Conference Basketball Championship in 1921. The SoCon basketball tournament is the longest-running of its kind in college basketball history.

#SoConFB

credit to former George Washington coach Bill Reinhart, who coached in the conference for nearly 30 years, as one of the originators of the modern fast break.

West Virginia's 10 tournament championships rank as the second-most in league history behind Davidson's 12. The Mountaineers were led by the incomparable Jerry West from 1958 through 1960. West, a two-time All-America selection, spurred West Virginia to the Final Four in 1959. The Mountaineers lost in the championship game that season to California, 71-70, but West earned Final Four Most Valuable Player honors. West was a three-time Southern Conference tournament MVP, a two-time league regular-season MVP, and was twice named the conference's Athlete of the Year. He went on to a spectacular career with the Los Angeles Lakers of the National Basketball Association and was inducted into the Naismith Memorial Basketball Hall of Fame in 1979. A 14-time NBA All-Star while with the Lakers, it is West whose silhouette comprises the NBA's globally recognized logo.

Frank Selvy set the NCAA record for points in a game while at Furman. On Feb. 13, 1954, the senior scored 100 points in a game against Newberry, a record that still stands. Selvy was the Southern Conference Most Valuable Player in 1953 and 1954 and the league's Athlete of the Year in 1954. He went on to a 10-year career in the NBA. Selvy and his former Lakers teammate West were both enshrined in the league's Hall of Fame in 2009.

Rod Hundley was another West Virginia star during the 1950s. "Hot Rod" made a name for himself as one of the most spectacular players to tour the league during his era. Hundley averaged 24.5 points per game in his three seasons as a Mountaineer and was an all-conference and all-tournament performer in each of those three years. After being named the Southern Conference Most Valuable Player and Athlete of the Year as a senior in 1957, he was the first player selected in the NBA Draft that year and enjoyed a six-year career in that league. He was inducted into the SoCon Hall of Fame in 2010. Rod Thorn was yet another Mountaineer to earn inclusion in the SoCon Hall of Fame, as he was inducted in 2020. A two-time league athlete of the year, Thorn was the No. 2 selection in the 1963 NBA Draft, enjoying an eight-year playing career before transitioning to coaching and then the front office. He was elected to the Naismith Memorial Basketball Hall of Fame as an executive and a contributor in 2018.

ETSU's Keith "Mister" Jennings made his mark on the college basketball world in the early 1990s. Despite standing less than 6 feet tall, Jennings was a two-time all-conference choice and the league's Player of the Year and Athlete of the Year in 1991. Jennings played with the Golden State Warriors of the NBA and was inducted into the SoCon Hall of Fame in 2016.

Besides West Virginia's team in 1959, the Southern Conference has been represented in the Final Four on two other occasions. North Carolina advanced to the NCAA championship game in 1943 before falling 43-40 to Oklahoma State. NC State finished third in the tournament in 1950.

Davidson continued the record of success by advancing to the NCAA tournament's Elite Eight in 2008 as coach Bob McKillop's Wildcats came within a basket of making the Final Four behind the play of sophomore guard Stephen Curry. Curry, a two-time SoCon Male Athlete of the Year winner, led the nation in scoring as a junior at 28.6 points per game and has gone on to star for the NBA's Golden State Warriors, earning league MVP honors twice and leading the Warriors to NBA titles in 2015, 2017, 2018 and 2022, earning unanimous NBA Finals MVP honors in 2022. He was also inducted into the SoCon Hall of Fame in 2016.

The Southern Conference was back in the national spotlight in 2018-19, with Furman and Wofford both spending time in the national rankings to give the

league multiple ranked teams in the same season for the first time since 1960. Both squads earned their first-ever rankings from the Associated Press that season, with the Terriers riding a 20-game winning streak into the NCAA tournament before picking up a first-round win over Seton Hall, their first in school history in NCAA postseason play. Wofford's Fletcher Magee would set the NCAA Division I career record for 3-pointers made in that first-round win, finishing his career with 509.

In 2019-20, ETSU would go 30-4 overall en route to SoCon regular-season and tournament titles, becoming just the fourth team in league history to reach the 30-win plateau. The Bucs joined the 1945-46 North Carolina (30-5), 1950-51 NC State (30-7) and 2018-19 Wofford (30-5) squads in the exclusive club.

The league's ascent continued in 2020-21, as SoCon squads combined to finish ninth in the RPI and 10th in the NET Rankings. Six of the conference's 10 squads were ranked in the Colleg Insider.com Mid-Major Top 25 for at least three weeks of the season.

Furman broke through for its first SoCon tournament title in 43 years in 2023 and went on to shock No. 4 seed Virginia in the first round of the NCAA tournament. That summer, the Paladins' Jalen Slawson was drafted in the second round by the Sacramento Kings, becoming the SoCon's first draft pick since 2011.

Women's basketball competition began in the Southern Conference in 1983-84 with seven teams. In the sport's history, eight schools have won the league's tournament at least once, with Chattanooga winning 19 and Appalachian State owning six titles. UNCG won the 1998 tournament as head coach Lynne Agee – who in 2020 became the first UNCG representative in the SoCon Hall of Fame – became the first coach to take a team to the NCAA tournament in all three divisions. In 2001, Chattanooga head coach Wes Moore – who would go on to be named the WBCA National Coach of the Year in 2021 as the head coach at NC State – became the first coach in NCAA history to take three different teams to the NCAA tournament in all three divisions. After Moore's departure to helm the Wolfpack following the 2012-13 season, Chattanooga hired coach Jim Foster, who was inducted into the Women's Basketball Hall of Fame in June 2013.

Since 1984, 11 different teams have claimed at least a share of the regular-season crown. Chattanooga has the most overall titles with 22, nine of them shared. Chattanooga also owns the most outright championships with 13. Mercer won its fourth SoCon tournament title in five seasons in 2022, while Wofford claimed its first-ever SoCon women's team title in any sport in 2022-23 when it won the women's basketball regular season.

In 2023, Samford's Andrea Bailey became just the eighth player in league history to be named the SoCon Player of the Year multiple times. Former Mercer guard Kahlia Lawrence is the only player in SoCon history to win the award three times, while ETSU's DeShawne Blocker (1993 and 1995), Furman's Jackie Smith (1998 and 1999), Chattanooga's Damita Bullock (2000 and 2001), Alex Anderson (2007 and 2008) and Shanara Hollingquest (2009 and 2010) and Davidson's Sophia Aleksandravicius (2012 and 2013) all won twice.

Other sports

In baseball, Wake Forest advanced to the championship game of the NCAA College World Series in 1949. The Citadel made history in 1990 by becoming the first military school to make an appearance at the College World Series. The Bulldogs were joined that season at the College World Series by future conference member Georgia Southern.

One of the Southern Conference's more famous baseball alums is Duke's Dick Groat. The Blue Devil shortstop, who was also a basketball standout, was the conference's Athlete of the Year in 1951 and 1952.

He went on to a 14-year career in the major leagues and was named the National League MVP in 1960 after leading the league with a .325 batting average for the World Series champion Pittsburgh Pirates.

Among Southern Conference alums to grace Major League Baseball fields have been Atlee Hammaker (ETSU), Jeff Montgomery (Marshall), Mike Ramsey (Appalachian State) and Wayne Tolleson (Western Carolina). Other SoCon players to go on to play in the major leagues include third baseman Dallas McPherson (The Citadel), who played for the Anaheim/Los Angeles Angels, the Florida Marlins and the Chicago White Sox; pitchers Britt Reames (The Citadel) and Ryan Glynn (VMI), who both pitched with the Oakland A's in 2005; Furman's Tom Mastny, a pitcher with the Cleveland Indians (2007); College of Charleston's Graham Godfrey, who pitched for Oakland in 2011 and 2012; Georgia Southern's Everett Teaford, a pitcher with Kansas City from 2011-13; The Citadel's Chris McGuinness, who made his MLB debut with the Texas Rangers in 2013; and Western Carolina's Jared Burton, who played for Cincinnati and Minnesota in a career that spanned seven years (2007-14). The Catamounts' Tyler White, who made his MLB debut with the Houston Astros in April 2016, earned a World Series ring in 2017.

Several other SoCon alumni have played in the majors in the last decade, including College of Charleston's Brett Gardner, who earned a World Series ring with the New York Yankees in 2009, and Michael Kohn (Atlanta Braves); The Citadel's Asher Wojciechowski (Houston Astros); Western Carolina right-handed pitcher Greg Holland, a three-time All-Star who helped the Kansas City Royals to the 2014 AL pennant and their first World Series appearance since 1985, saving Game 3; and Wofford's John Cornely, who debuted with the Atlanta Braves in April 2015. Three SoCon alums made their debuts in 2017: Samford's Phillip Ervin with the Cincinnati Reds, UNCG's Max Povse with the Seattle Mariners and Elon's John Brebbia with the St. Louis Cardinals. Former UNCG pitcher Andrew Wantz was called up by the Los Angeles Angels in July 2021 and former Citadel pitcher JP Sears made his debut for the New York Yankees in 2022. Two former VMI Keydets that played in the SoCon also made their MLB debuts in 2022, with Josh Winder (Minnesota Twins) and Nathan Eaton (Kansas City Royals) seeing action. Former Mercer left-handed pitcher Austin Cox debuted for the Royals in 2023.

In the summer of 2016, Mercer's Kyle Lewis made league history, becoming the highest-ever SoCon draft pick when he was selected 11th overall by the Seattle Mariners in the MLB First-Year Player Draft. The SoCon's first Golden Spikes Award winner, Lewis was a starter for the All-Star Futures Game in 2018 and made his major league debut on Sept. 10, 2019, with a home run off Trevor Bauer of the Cincinnati Reds. He would go on to be the unanimous winner of the American League Rookie of the Year award in 2020, claiming all 30 first-place votes from the Baseball Writers' Association of America.

Legendary golfer Arnold Palmer competed under the Southern Conference banner as a collegian at Wake Forest. He took medalist honors at the Southern Conference tournament in 1948 and 1949 and was the tournament's runner-up in 1950. Palmer was the medalist at the NCAA Golf Championships in 1949 and 1950. He went on to become one of the most accomplished golfers to play on the professional tour. Palmer won 62 tournaments while competing on the PGA Tour and added 10 more victories as a member of the Senior PGA Tour. A member of the SoCon Hall of Fame, he won eight major championships – four Masters, two British Opens, one U.S. Open and one U.S. Amateur.

Chattanooga's Stephen Jaeger was the 2012 champion at the NCAA Bowling Green Regional and has played in a pair of U.S. Opens, in 2015 and 2017. Chattanooga's Steven Fox won the U.S. Amateur in 2012, going on to play in the 2013 Masters, U.S. Open and Arnold Palmer Invitational,

among other PGA Tour events. ETSU's Adrian Meronk represented Europe in the Palmer Cup in 2015 and 2016, becoming the first Polish player to do so, and helped the European side to the title in 2016. He would go on to be the first Polish men's golfer in Olympic history at the 2020 Tokyo Games and in the summer of 2022, became the first Polish player to win on the DP Tour (formerly known as the European Tour) when he claimed the Irish Open. Wofford alum William McGirt won the Memorial Tournament in June 2016 for his first PGA Tour win, while Western Carolina's J.T. Poston, a two-time SoCon medalist and now a PGA TOUR member, made his major debut at the U.S. Open in June 2017 and won his first professional tournament in 2019, claiming the Wyndham Championship. He would add the John Deere Classic in 2022, fittingly winning the same day that Meronk won the Irish Open. Poston and Meronk overlapped in the SoCon for one year, with Poston topping Meronk in a playoff for the SoCon Championship individual title in 2015.

Furman golfer Dottie Pepper was named the Southern Conference Women's Athlete of the Decade in the 1980s and was honored as part of the league's 25th anniversary of women's championships celebration in 2007-08. The Paladins' Brandi Jackson won the NCAA Women's Golf East Regional in the spring of 2003, and Furman's Natalie Srinivasan was named the WGCA PING National Player of the Year and won the ANNIKA Award and the inaugural Juli Inkster Senior Award in 2020. Chattanooga women's golf alumna Christine Wolf represented her native Austria at the Tokyo Olympics. Furman's Anna Morgan earned All-America honors in 2022, finishing ninth at the NCAA Championship and competing at the Augusta National Women's Amateur and in the Arnold Palmer Cup. She competed at the ANWA again in 2023.

In track and field, Appalachian State's Mary Jayne Harrelson won NCAA outdoor titles in the 1,500-meter run in 1999 and 2001, while UNCG's Paul Chelimo posted runner-up finishes in the outdoor 5,000 meters in 2012 and 2013. Chelimo won a silver medal for the United States in the 5,000 meters at the Olympic Games in Rio in the summer of 2016 and competed in the event again at the Tokyo Olympics. Samford's Karisa Nelson made history in March



Appalachian State's Mary Jayne Harrelson was the NCAA champion in the 1,500 meters in 1999 and 2001. She was inducted into the SoCon Hall of Fame in 2010.

2017, becoming the Bulldogs' first Division I national champion when she won the mile run at the NCAA indoor championships.

Coaches and administrators

The Southern Conference has also been a breeding ground for some of college athletics' most recognized coaches and administrators.

Legendary basketball coaches Adolph Rupp of Kentucky and Everett Case of NC State both worked the sidelines in the Southern Conference. Rupp guided the Wildcats to a 30-5 mark during the 1931 and 1932 seasons. Yet, for all his coaching accomplishments, Rupp never led Kentucky to a Southern Conference tournament championship. Case mentored the Wolfpack to six consecutive Southern Conference tournament championships from 1947 through 1952.

West Virginia's Fred Schaus, who was named the Southern Conference Coach of the Year four times from 1954-60 and led the Mountaineers to SoCon tournament titles in all six seasons, would go on to be the first head coach of the Los Angeles Lakers after the team relocated from Minneapolis.

Lefty Driesell coached Davidson to Southern Conference tournament championships in 1966, 1968 and 1969. Driesell also won the league's Coach of the Year award four straight times from 1963-66. Former Georgia Tech coach Bobby Cremins earned league Coach of the Year honors three times in the late '70s and early '80s while at Appalachian State and again in 2010-11 as the head coach at the College of Charleston.

Terry Holland saw his basketball coaching career take off at Davidson when he returned to his alma mater in 1970. Holland was honored as the Southern Conference Coach of the Year for three consecutive seasons from 1970-72 and led the Wildcats to the conference tournament title and an appearance in the NCAA tournament in 1970. J. Dallas Shirley, a member of the Basketball Hall of Fame, spent 21 years as the assistant to the commissioner and supervisor of officials in the Southern Conference. He also served as president of the International Association of Basketball Officials and the United States Olympic Basketball Committee.

The legendary Paul "Bear" Bryant got his coaching start in the Southern Conference as he guided the Maryland Terrapins in 1945. Another famous Southern Conference football coach is Frank Howard of Clemson, who guided the Tigers as a league member from 1940-52 and won 69 Southern Conference games.

Bobby Ross, who piloted the San Diego Chargers to the 1996 Super Bowl, was the head coach at the Citadel from 1973-77. Former Buffalo Bills head coach Marv Levy, who coached the Bills in four Super Bowls, directed former league member William & Mary from 1964-68 and was succeeded there by Lou Holtz. The Carolina Panthers, then owned by Wofford alum Jerry Richardson and with former Wofford athletic director and SoCon commissioner Danny Morrison serving as team president, played in Super Bowl 50.

Significant dates in league history

- Feb. 25-26, 1921: Representatives of Alabama, Auburn, Clemson, Georgia, Georgia Tech, Kentucky, Maryland, Mississippi State, North Carolina, NC State, Tennessee, Virginia, Virginia Tech and Washington & Lee meet in Atlanta, Ga., to form the Southern Intercollegiate Conference.
- Dec. 7-8, 1922: At the league's annual meeting in Washington, D.C., the name of the organization is officially changed to the Southern Conference. S.V. Sanford of Georgia is selected as the conference's first president.
- Dec. 8-10, 1932: At the annual meeting in Knoxville, Tenn., Alabama, Auburn, Florida, Georgia, Georgia Tech, Kentucky, Louisiana State, Mississippi, Mississippi State, University of the South, Tennessee, Tulane and Vanderbilt withdraw to form the Southeastern Conference.
- Dec. 8, 1950: Wallace Wade, who just completed a 16-year term as Duke's head football coach, is named the first commissioner of the Southern Conference. The commissioner's office is opened in Durham, N.C., on Jan. 1, 1951.
- May 8, 1953: Seven members – Clemson, Duke, Maryland, North Carolina, NC State, South Carolina and Wake Forest – withdraw to form the Atlantic Coast Conference.
- Nov. 29, 1980: At the request of the NCAA Basketball Rules Committee, the Southern Conference begins a season-long experiment with a 22-foot 3-point field goal, thus becoming the first conference to employ that rule. Ronnie Carr of Western Carolina makes the first 3-point field goal in college basketball history in a game against Middle Tennessee State.
- Dec. 3-4, 1981: The NCAA, at its fourth special convention in St. Louis, Mo., restructures I-A football. As a result, the Southern Conference's eight Division I-A football playing members are reclassified to Division I-AA.
- June 6, 1983: At a special meeting of the Southern Conference in Myrtle Beach, S.C., the league formalizes women's varsity competition in basketball and volleyball beginning with the 1983-84 season. The executive committee also approves pilot women's championships in tennis and golf for 1983-84.
- Dec. 18-19, 1995: The conference announces that the College of Charleston, University of North Carolina at Greensboro and Wofford College have accepted invitations to join the league.
- July 1, 2003: Elon University officially joins the league. VMI departs to join the Big South.
- July 1, 2008: Samford University officially joins the league.
- July 1, 2014: East Tennessee State University, Mercer University and VMI join the league. Appalachian State, Davidson, Elon and Georgia Southern depart.

THE SOUTHERN CONFERENCE

Preparing student-athletes for life's challenges since 1921

Academics-Oriented

- The SoCon has consistently ranked in the NCAA's top 10 in the Academic Progress Rate (APR), the NCAA's best indicator of graduation rates.
- Nearly 50 percent of all SoCon student-athletes earn all-academic honors (3.0 GPA or better).

Community-Based

- Our student-athletes have a presence in the community and participate in many local charities, youth and educational initiatives.
- The SoCon and the Asheville-Buncombe Regional Sports Commission support a number of programs aimed at providing individuals and groups in the Western North Carolina area with assistance and allowing them to attend designated sessions of the Ingles SoCon Basketball Championships free of charge. Community initiatives at the basketball tournaments include: Education Days; the Downtown Dribble and KidsFest presented by Champion Credit Union; SoCon Morning/Afternoon Out; the Teddy Bear Toss; Hometown Heroes Night; and the Wounded Warrior Project.

Competitive Athletics

- SoCon teams are highly competitive regionally and nationally.
- In the past 10 years, football, volleyball, men's soccer and men's and women's golf have all earned at-large team selections to NCAA postseason tournaments in addition to the league's automatic berths.
- SoCon teams have won eight FCS football titles, second-most in NCAA history.

Diversity

- This is a conference that takes great pride in the diversity of its institutions.
- The SoCon consists of 10 members in six states, including four private institutions and six state institutions, two of which are military colleges.

Geographic Integrity

- The SoCon believes in the value of a geographic footprint that minimizes missed class time and maximizes fan travel to away contests.
- The league extends across six contiguous states but still has a footprint that permits bus trips from one end of the conference to the other.

History & Tradition

- The SoCon is the fifth-oldest Division I conference in America.
- Great coaches and athletes from different eras have competed in the Southern Conference, from Bear Bryant to Lou Holtz, from Sam Huff to Terrell Owens, from Jerry West to Stephen Curry.

Sportsmanship

- For more than 30 years, the SoCon has presented an annual award to the program that displays the finest level of sportsmanship in the conference as voted upon by its peers.

Student-Athlete Experience

- SoCon championships are conducted in a way to provide a memorable and positive experience for all participants.
- Scheduling decisions and tournament bracket formats determined by administrators and coaches consistently factor in the effect on the individual student-athlete and avoidance of missed class time.

Southern Conference Hall of Fame Inductees

Class of 2009

Name	School	Sport(s)	Years
Megan Dunigan	Furman	Tennis	1999-02
Dick Groat	Duke	Basketball, Baseball	1949-52
Sam Huff	West Virginia	Football	1952-55
Charlie "Choo Choo" Justice	North Carolina	Football	1946-49
Melissa Morrison Howard	Appalachian State	Track & Field	1989-93
Arnold Palmer	Wake Forest	Golf	1948-50, 53-54
Adrian Peterson	Georgia Southern	Football	1998-01
Frank Selvy	Furman	Basketball	1951-54
Jerry West	West Virginia	Basketball	1956-60
Valorie Whiteside	Appalachian State	Basketball	1984-88

Class of 2010

Everett Case	North Carolina State	Basketball	1946-64
Mary Jayne (Harrelson) Reeves	Appalachian State	Cross Country, Track & Field	1996-2001
Fred Hetzel	Davidson	Basketball	1962-65
"Hot" Rod Hundley	West Virginia	Basketball	1954-57
Banks McFadden	Clemson	Football, Basketball, Track	1937-40
Wallace Wade	Alabama, Duke, SoCon	Football, Administration	1923-60
*J. Dallas Shirley	SoCon	Officiating, Administration	1967-88

Class of 2011

Dexter Coakley	Appalachian State	Football	1993-96
Lefty Driesell	Davidson	Basketball	1960-69
Regina Kirk	Chattanooga	Basketball	1985-88
Robert Neyland	Tennessee	Football	1926-52
Vic Seixas	North Carolina	Tennis	1947-49
Shannon Wommack	Chattanooga	Cross Country, Track & Field	2001-06

Class of 2012

Angie Barker	ETSU	Track & Field	1987-89
Percy Beard	Auburn	Track & Field	1926-29
*Jim Burch	SoCon	Officiating, Administration	1967-2011
Dick Modzelewski	Maryland	Football	1949-52
Paul Scarpa	Furman	Tennis	1967-2011

Class of 2014

Rushia Brown	Furman	Women's Basketball	1990-94
Eddie Cameron	Duke	Men's Basketball, Football	1929-45
Clint Dempsey	Furman	Men's Soccer	2001-03
Jerry Moore	Appalachian State	Football	1989-2012
Charlie Teague	Wake Forest	Baseball	1947-50

Class of 2016

Stephen Curry	Davidson	Men's Basketball	2006-09
Armanti Edwards	Appalachian State	Football	2006-09
Brad Faxon	Furman	Men's Golf	1979-83
Keith "Mister" Jennings	ETSU	Men's Basketball	1987-91
Karen Pelphrey	Marshall	Women's Basketball	1983-86

Class of 2018

Mike Ayers	ETSU/Wofford	Football	1985-2017
Ron Carter	VMI	Men's Basketball	1975-78
Susan Gardner Mayhorn	Western Carolina	Women's Track & Field/Cross Country	1989-93
Chal Port	The Citadel	Baseball	1965-91
*Les Robinson	The Citadel/ETSU	Men's Basketball/Administration	1974-90, 2000-08
Debbie Southern	Furman	Women's Tennis	1985-2015

Class of 2020

Lynne Agee	UNCG	Women's Basketball	1981-2011
Eric Breitenstein	Wofford	Football	2008-12
Terrell Owens	Chattanooga	Football/Men's Basketball/Men's Track & Field	1992-95
Rod Thorn	West Virginia	Men's Basketball/Baseball	1960-63
Wayne Tolleson	Western Carolina	Baseball/Football	1974-78

Class of 2022

DeShawne Blocker	ETSU	Women's Basketball	1991-95
Anita Buggins	Georgia Southern	Women's Tennis	1994-98
Michelle Fuzzard LaCourse	Chattanooga	Softball	2008-12
Clyde Mayes	Furman	Men's Basketball	1972-75
Kirk Roach	Western Carolina	Football	1984-87

* - Special contributor



The Inaugural Southern Conference Hall of Fame class at the induction ceremony, May 4, 2009: (from left to right) Sam Huff, Megan Dunigan, Valorie Whiteside, Melissa Morrison Howard, Frank Selvy, Barbara Crews (daughter of the late Charlie Justice), Dick Groat, Adrian Peterson and Jerry West. Not pictured: Arnold Palmer.



Wake Forest golf great Arnold Palmer (left) was a member of the inaugural class in 2009.



Davidson's Fred Hetzel (left) received his Hall of Fame plaque from SoCon Commissioner John Iamarino in Hilton Head Island, S.C., on June 1, 2010. Wimbledon and U.S. Open tennis champion Vic Seixas of North Carolina (right) was inducted in 2011.



Furman's Paul Scarpa; East Tennessee State's Angie Barker; SoCon Commissioner John Iamarino, who accepted the honor on behalf of Maryland's Dick Modzelewski; special contributor Jim Burch; and Pat Beard, son of posthumous inductee Percy Beard of Auburn, at the 2012 induction ceremony.



Appalachian State's Jerry Moore (second from left) and Furman's Rushia Brown (far right) were among the five honored in the 2014 class. Duke's Eddie Cameron, whose family accepted the award on his behalf (center), and Wake Forest's Charlie Teague were honored posthumously. Furman's Clint Dempsey was unable to attend the ceremony.



MICHAEL CROSS COMMISSIONER

Michael "M.C." Cross, Ph.D., began his tenure as the 10th commissioner in Southern Conference history on July 1, 2023.

A nearly 30-year veteran of athletic administration, Cross came to the SoCon from the Knight Commission on Intercollegiate Athletics after previous stops at Penn State, Bradley, Princeton and Michigan.

Cross served as the managing director for communication and policy for the Knight Commission on Intercollegiate Athletics. There, he coordinated the Knight Commission's College Sports Governance and Structure Committee and efforts of the communications team.

From 2015-23, Cross was at Penn State, where he was the sport administrator for numerous programs, including the Nittany Lions' nationally ranked men's and women's hockey teams. He was also responsible for new business development, identifying, screening and advancing revenue-generating opportunities to provide resources for Intercollegiate Athletics. Additionally, he served as an Executive Committee member on the Penn State Center for the Study of Sport in Society board since its inception in 2016.

Prior to his stint at Penn State, Cross was the director of athletics at Bradley University from January 2010 to March 2015. He oversaw the opening and dedication of Renaissance Coliseum, a \$50 million, 4,200-seat arena that is home to Bradley's athletics department and teams.

During his tenure, Cross negotiated the department's first multimedia rights agreement that increased corporate sponsorship revenue to an institutional record of nearly \$1.1 million; instituted a coherent branding strategy, style guide and new mascot for the department; signed

Bradley's first-ever all-sports apparel deal with adidas; implemented a courtside seating plan for men's basketball that created \$100,000 in new annual revenue; and reinstated men's indoor and outdoor track after a nearly 20-year hiatus.

Cross spent over 10 years at Princeton in a variety of roles before moving to Bradley. He started at Princeton as assistant director of athletics for compliance in July 1999, working his way up to executive associate director of athletics in July 2006, a role he held for over three years. Cross also served as the acting director of athletics for a five-month period during that time.

During his tenure at Princeton, Cross concurrently served as the commissioner of the Collegiate Sprint Football League from 2003-07.

Cross began his career at Michigan, serving as a graduate assistant before earning a full-time post as an NCAA certification assistant. He was an assistant director of compliance for the final two years of his tenure.

Cross was the co-founder of Athlete Viewpoint, a technology-based survey tool and data analytics platform designed for athletic directors to fully understand the experience of their student-athletes to inform decision making, strategic planning, and quality control for every aspect of an athletic department. The company was acquired by Game Plan in 2021.

A native of Hamburg, New York, Cross is a former basketball student-athlete and a two-time graduate of the State University of New York at Buffalo, earning an undergraduate degree in economics in 1991 and a master's degree in college counseling in 1993. He would go on to earn a doctorate in higher education administration from the University of Michigan in 1999.

Cross and his wife, Jennifer, have two adult sons, Aidan and Nathan.

PAST SOUTHERN CONFERENCE COMMISSIONERS



Wallace Wade
1951-60



Lloyd Jordan
1960-73



Ken Germann
1974-86



Dave Hart Sr.
1986-91



Wright Waters
1991-98



Alfred White
1998-2001



Danny Morrison
2001-05



John Iamarino
2006-19



Jim Schaus
2019-23

SOUTHERN CONFERENCE STAFF



Geoff Cabe
Senior Associate
Commissioner



Terri Brne
Senior Associate
Commissioner



Doug King
Associate Commissioner
for Compliance



Jason Yaman
Associate
Commissioner



Sean Diminick
Associate Commissioner
for Championships



Paul Lollis
Associate Commissioner
for Video Productions



Kayla Kinsey
Director of
Conference Operations



Kiersten Foust
Director of
Creative Services



Ralan Wardlaw
Assistant Director
of Media Relations



Caroline Reese
Championships
Assistant



Anna Brinkman
Media Relations
Assistant

SOUTHERN CONFERENCE STAFF DIRECTORY

702 N. Pine St.; Spartanburg, SC 29303
Administrative FAX 864-591-4282

Office phone 864-591-5100
Media relations FAX 864-591-3448

Position	Name	Email	Extension
Commissioner	Michael Cross	mc@socon.org	
Senior Associate Commissioner	Geoff Cabe	gcabe@socon.org	205
Senior Associate Commissioner	Terri Brne	tbrne@socon.org	204
Associate Commissioner for Compliance	Doug King	dking@socon.org	203
Associate Commissioner	Jason Yaman	jyaman@socon.org	209
Associate Commissioner for Championships	Sean Diminick	sdiminick@socon.org	207
Associate Commissioner for Video Productions	Paul Lollis	plollis@socon.org	202
Director of Conference Operations	Kayla Kinsey	kkinsey@socon.org	200
Director of Creative Services	Kiersten Foust	kfoust@socon.org	208
Assistant Director of Media Relations	Ralan Wardlaw	rwardlaw@socon.org	213
Championships Assistant	Caroline Reese	creese@socon.org	210
Media Relations Assistant	Anna Brinkman	abrinkman@socon.org	214



Southern Conference
702 N. Pine St.
Spartanburg, SC 29303
www.SoConSports.com

Press releases

The Southern Conference utilizes email and the league's website (www.SoConSports.com) to distribute information, press releases, notes and statistics. If you wish to be added to the distribution list, please contact a member of the media relations staff.

ESPN

In the fall of 2020, the Southern Conference reached a six-year agreement with ESPN and ESPN+ through the 2025-26 academic year that features even more conference games across ESPN networks, as well as an increased presence across ESPN Digital platforms. As part of the new pact, there is an increase in SoCon men's basketball regular-season home telecasts that will air on an ESPN network each year, as well as an expanded men's basketball tournament broadcast schedule that will include both the semifinals and championship game over the six years. All other live digital events produced by the SoCon – including football and men's basketball – will stream on ESPN+. In all, an estimated 4,200 SoCon events will be available on ESPN Digital platforms throughout the six-year agreement.

SoCon Players of the Week

Each week, a panel will select an Offensive, Defensive and Special Teams Player of the Week throughout the season. The honorees will be announced each Monday afternoon and will be available on the conference's website (www.SoConSports.com) and by email.

Southern Conference Media Relations Staff



Ralan Wardlaw
Assistant Director of Media Relations
Office: 864-591-5100
Cell: 864-941-6276
Fax: 864-591-3448
rwardlaw@socon.org



Anna Brinkman
Media Relations Assistant
Office: 864-591-5100
Cell: 864-906-9646
Fax: 864-591-3448
abrinkman@socon.org

Postseason awards

Following the conclusion of the regular season, two all-conference teams are selected. Voting will be conducted by the league's coaches and the Southern Conference Sports Media Association (SCSMA). Each group selects a first-team and a second-team as well as an Offensive Player of the Year, Defensive Player of the Year, Freshman of the Year and Coach of the Year. The conference coaches also select a recipient of the Jacobs Blocking Trophy, awarded to the top lineman in the conference, as well as an all-freshman team.

Southern Conference on the Web

Visit the Southern Conference's official website at www.SoConSports.com. Information related to football and the conference's other 19 sports can be found on the site, including up-to-date statistics, standings, weekly releases and game recaps.

Southern Conference Sports Media Association (SCSMA)

The Southern Conference Sports Media Association (SCSMA) is an independent organization of conference sportswriters, sportscasters and media relations staff who further the institutions that comprise the Southern Conference. The organization annually selects and recognizes all-conference football, men's and women's basketball and baseball teams as well as coach of the year, player of the year and freshman of the year awards for those sports. The organization also works toward the best interests of its members to increase knowledge and prestige of the league.

SoCon Football Media Relations Directory

School	Website	Media Relations	Email	Office Phone	Press Box Phone
The Citadel	CitadelSports.com	Collin Smith	csmith52@citadel.edu	843-953-6567	843-953-9957
ETSU	ETSUBucs.com	Kevin Brown	brownk@etsu.edu	423-439-4220	423-747-3877
Furman	FurmanPaladins.com	Hunter Reid	hunter.reid@furman.edu	864-294-2061	864-294-3066
Mercer	MercerBears.com	Todd Anderson	anderson_t02@mercer.edu	478-301-5500	478-943-4355
Samford	SamfordSports.com	Tyler Brain	tbrain@samford.edu	205-726-4350	205-726-2143
Chattanooga	GoMocs.com	Jim Horten	james-horten@utc.edu	423-425-2350	423-757-9322
VMI	VMIKeydets.com	Phil Marcello	marcellopr@vmi.edu	540-464-7523	540-464-7834
Western Carolina	CatamountSports.com	Daniel Hooker	dhooker@email.wcu.edu	828-227-2339	828-227-2116
Wofford	WoffordTerriers.com	Brent Williamson	williamsondb@wofford.edu	864-597-4093	864-597-4487
SoCon	SoConSports.com	Ralan Wardlaw	rwardlaw@socon.org	864-591-5100	



CREATORS CLUB

JOIN THE CLUB. GET REWARDED.

On the field, court, or campus, your creativity is our inspiration; the adidas Creators Club is the membership program that unlocks the best of adidas. Join the community today, start earning points and get rewarded.

Become a member today, checkout adidas.com/CreatorsClub





THE CITADEL

MAURICE DRAYTON HEAD COACH



Alma mater (year):..... The Citadel (1998)
Hometown:..... Moncks Corner, S.C.
Career record (years):..... 0-0 (First)
School record (years):..... Same
SoCon record (years):..... 0-0 (First)
FCS Playoff appearances:..... 0

DRAYTON'S YEAR-BY-YEAR RECORD

Year	School	SoCon	Overall
2023.....	The Citadel	First season	First season
Career (First season)	0-0 (.000)	0-0 (.000)	0-0 (.000)

2023 COACHING STAFF

Keith Jones..... Chief of Staff
 Danny Lewis..... Assistant head coach/tight ends
 Patrick Covington..... Offensive coordinator/offensive line
 Raleigh Jackson..... Defensive coordinator/linebackers
 Kade Rannings..... Special teams coordinator/runing backs
 Everette Sands..... Offensive skill/recruiting
 Jackson Eskierka..... Quarterbacks
 Josh Jones..... Defensive backs
 Lamar Owens..... Cornerbacks
 Roberto Pinilla..... Defensive line

2023 ROSTER

No.	Name	Pos.	Ht.	Wt.	Cl.	Hometown/Previous school	No.	Name	Pos.	Ht.	Wt.	Cl.	Hometown/Previous school
0	Brian Horn	LB	6-1	195	Gr.	Columbia, S.C./Westwood	65	Sawyer Whitman	OL	6-1	285	So.	Gaffney, S.C./Gaffney
1	Dustin Fletcher	QB	6-3	219	So.	Flint, Mich./Northern Illinois	67	Conner Nickles	OL	5-11	255	Jr.	Abbeville, S.C./Abbeville
2	Thomas Wyatt	LB	6-3	220	R-So.	McKeesport, Pa./McKeesport	70	Zach Blanchard	OL	6-2	285	Jr.	Clover, S.C./Clover
3	Melvin Ravenel	DB	6-3	175	R-So.	Goose Creek, S.C./Goose Creek	71	Cameron Moewe	OL	6-4	250	Jr.	Jacksonville, Fla./Bishop Kenny
4	Dominick Poole	DB	6-0	175	Jr.	Randleman, N.C./Randleman	72	Logan Locklear	OL	6-5	270	Fr.	Columbia, S.C./Cardinal Newman
5	Malachi Taylor	WR	6-3	200	R-So.	Goose Creek, S.C./Coastal Carolina	73	Ben Brockington	OL	6-1	278	Gr.	Orangeburg, S.C./Orangeburg-Wilkinson
6	Hasan Black	LB	6-2	225	Gr.	Wyoming, Ohio/Wyoming	74	Ethan Goyette	OL	6-3	235	R-So.	Stafford, Va./Mountain View
7	Dervon Pesnell	WR	6-4	205	Gr.	Moncks Corner, S.C./Campbell	75	Darwin Murillo	OL	6-4	280	Fr.	Garland, Texas/South Garland
8	Justin Preaster	DB	6-3	200	Fr.	Orlando, Fla./Central Florida Christian Academy	76	Jordan Marks	DL	5-10	280	R-So.	Alpharetta, Ga./Centennial
9	Alex Lewis	RB	5-11	190	Jr.	West Columbia, S.C./Heathwood Hall	77	Tyler Heggins-Hill	OL	6-3	255	Fr.	Raleigh, N.C./Millbrook
10	Travon Wallace	DB	6-0	190	Gr.	Jacksonville, Fla. North Carolina Central	79	Carson Arnold	DL	6-3	230	R-Fr.	Charleston, S.C./Oceanside Collegiate
11	Ahmad Green	WR	5-10	175	R-So.	Baltimore, Md./May River	80	Landon Owens	WR	6-2	195	R-So.	Monroe, Ga./Prince Avenue Christian
12	Ricky Conway	WR	5-10	180	Gr.	Lindenhurst, N.Y./Long Island	81	Kaiden Swortzel	TE	6-3	225	Fr.	Floyd, Va./Floyd County
16	Varney Layman	QB	6-1	192	R-So.	Concord, N.C./Cox Mill	82	Ha'Keem Monroe	WR	6-3	185	R-Fr.	Tampa, Fla./Lennard
17	Carson Walter	DB	6-0	204	Gr.	Fayetteville, Ga./Birmingham Southern	83	Tyson Trotter	TE	6-3	195	R-So.	Lexington, S.C./River Bluff
18	Graeson Underwood	QB	6-0	225	R-Jr.	Irmo, S.C./Dutch Fork	84	Pat McSweeney	TE	6-4	240	Gr.	Staten Island, N.Y./Coastal Carolina
19	Jay Graves-Billips	WR	5-11	185	R-So.	Mobile, Ala./St. Paul's Episcopal	85	Wilson Long	TE	6-3	190	So.	Roswell, Ga./Fellowship Christian
20	Michael McDowell	DL	6-1	215	Gr.	Boiling Springs, S.C./Boiling Springs	86	Jack McCall	LS	5-8	165	So.	Columbia, S.C./Hammond
21	Romello Jones	WR	5-11	178	Fr.	Plant City, Fla./Navy Prep	87	Ben Barnes	K	5-10	185	R-Fr.	Medina, Ohio/Buckeye
22	JJ Hudson	WR	5-11	185	R-Fr.	Anderson, S.C./Navy Prep	88	Tyler Cherry	WR	6-1	195	R-So.	Piedmont, S.C./Wren
23	Cooper Johns	RB	5-10	190	Fr.	Lexington, S.C./River Bluff	89	Ben Steele	P	5-8	155	Jr.	Wake Forest, N.C./Carolina-Heritage
24	Wilson Hendricks III	DB	6-1	200	R-Jr.	Travelers Rest, S.C./Travelers Rest	90	James Platte	P	5-11	170	Jr.	Aiken, S.C./South Aiken
25	Amond Myers	DB	6-0	175	Fr.	Greeleyville, S.C./Kingstree	91	Chris Benton	DL	6-0	240	Fr.	Haines City, Fla./Haines City
26	Rett Russell	DB	6-3	205	Gr.	Acworth, Ga./Wofford	92	KJ Pierce	DL	6-1	310	Jr.	Concord, N.C./Northwest Cabarrus
27	Cooper Wallace	RB	5-10	195	Sr.	Florence, S.C./West Florence	93	Chris Iverson	DL	6-0	285	R-So.	Richmond, Va./Life Christian Academy
28	Nick McGill	DB	6-0	170	Fr.	North Charleston, S.C./Fort Dorchester	94	Ravon Johnson	DL	6-4	215	Fr.	Loganville, Ga./Grayson
29	Elijah Bass	TE	6-0	220	R-So.	Stafford, Va./Colonial Forge	95	Andrew Lewis	LB	6-5	195	R-Jr.	Ponte Vedra Beach, Fla./Ponte Vedra
30	Joseph Poole	WR	6-2	175	Jr.	Easley, S.C./St. Joseph's Catholic	96	Phillip Collins	DL	5-11	265	R-So.	Aiken, S.C./Aiken
31	Cale Williams	DB	6-0	195	So.	Conant, Ga./Creekview	97	John Hewlett	DL	6-0	260	R-So.	Beaufort, S.C./Thomas Heyward Academy
32	Temarcus Elam	DB	5-11	195	Fr.	Evans, Ga./Lakeside	98	Jay Smith	DL	6-1	270	Gr.	Charleston, S.C./West Ashley
33	Jeremiah Holmes	DB	6-3	220	Fr.	Durham, N.C./Hillside	99	Colby Kintner	K	6-2	210	Sr.	Windermere, Fla./Olympia
34	Bradlee Jones	DB	6-0	170	Fr.	Greenwood, S.C./Emerald		Jake Baker					
36	Desmond Boatwright	RB	5-10	190	R-Fr.	Hopkins, S.C./Blythewood		Drew Beard	DB	5-9	160	Jr.	Lexington, S.C./River Bluff
37	DaVonya Pettis	DL	6-1	218	Fr.	Shelby, N.C./Crest		Connor Bradley	DL	6-3	215	Fr.	Monroe, N.C./Union Academy
38	Hayden Johnson	DB	5-11	185	Jr.	York, S.C./Clover		Kaleb Brown	WR	6-0	180	Fr.	Hollywood, S.C./Baptist Hill
40	Johnny Crawford III	RB	5-8	180	So.	Moore Haven, Fla./Clewiston		Chase Burton	WR	6-2	190	R-Fr.	Anderson, S.C./T.L. Hanna
41	Steele Judy	LS	5-9	215	Gr.	Moncks Corner, S.C./Berkeley		Jordan Chestnut	DB	6-3	170	Fr.	Myrtle Beach, S.C./Myrtle Beach
42	Corey Ibrahim	RB	5-10	196	R-Fr.	Raleigh, N.C./Myrtle Beach Collegiate		Zach Earle	LB	6-0	210	Fr.	Camden, S.C./Camden
43	Je'Mazin Roberts	LB	6-2	240	R-So.	Milledgeville, Ga./John Milledge Academy		Justice Gilliard	DB	6-1	170	R-Fr.	Yorktown, Va./Grafton
44	Carson Hatchett	DL	6-3	260	Sr.	Blountstown, Fla./Blountstown		Jack Grider	QB	6-0	186	So.	Dillon, S.C./Dillon
45	Mikye Rosa	LB	6-3	220	Fr.	Mount Pleasant, S.C./Wando		Witt Hobgood	DL	6-5	250	Fr.	Kingstree, S.C./Williams Academy
46	Jack Weil	K/P	6-0	180	Fr.	Mount Pleasant, S.C./Lucy Beckham		Brock Hundley	OL	6-7	240	Fr.	Sumter, S.C./Sumter
47	Hirkeem Elmore	TE	5-10	265	Sr.	Orangeburg, S.C./Edisto		Trevor Ingram	OL	6-7	240	Fr.	Houston, Texas/Mayde Creek
48	Saul Diaz	LB	6-3	230	Jr.	Blythewood, S.C./Hammond		Nicolas Johnson	DL	6-3	200	Fr.	Lexington, S.C./Lexington
49	Cole England	TE	6-4	245	R-So.	Laurens, S.C./Laurens		Tanner Johnson	LB	6-0	200	R-Fr.	Mount Pleasant, S.C./Oceanside Collegiate
50	Jackson Dorris	LB	6-1	200	Jr.	Simpsonville, S.C./Southside Christian		Jace Kraftchick	WR	6-3	210	Fr.	Charleston, S.C./Lucy Beckham
51	Waverly Brooks	DL	6-2	260	R-Fr.	Rock Hill, S.C./Rock Hill		AJ Kut	WR	6-0	165	Fr.	Orangeburg, S.C./Spring Valley
52	Camden Gray	LB	6-3	240	So.	Inman, S.C./Wofford		Skyler Mack	LB	6-1	210	R-Jr.	Gilbert, S.C./Gilbert
53	Miles Robinson	OL	6-5	285	Fr.	Tyrone, Ga./Sandy Creek		CJ Meetze	DB	5-9	160	R-Fr.	Wilmington, N.C./IMG Academy
54	Quentin Green	OL	6-2	240	Fr.	Greeleyville, S.C./C.E. Murray		Haydan Pinckney	LB	6-0	225	R-Fr.	Tallahassee, Fla./Florida State University School
55	Bryson Jones	OL	6-1	265	Jr.	Greenwood, S.C./Emerald		Rhyder Poppell	RB	5-10	200	Fr.	Charleston, S.C./Philip Simmons
56	Josh Cole	LB	6-3	215	R-Fr.	Roswell, Ga./Fellowship Christian School		Will Ramey	WR	6-1	175	R-So.	Greenville, S.C./Eastside
57	Mike Bartilucci	OL	6-1	280	R-So.	Jacksonville, Fla./Fletcher		Miles Scott	LB	6-1	205	R-So.	Cullman, Ala./Cullman
58	Maurice Bonneau Jr.	LB	6-1	225	R-Fr.	Rock Hill, S.C./Rock Hill		Ryan Skinner	QB	6-1	200	Fr.	Greenville, S.C./Wade Hampton
59	Alex Dure	OL	6-2	295	R-Fr.	Lake Butler, Fla./Union County		Cooper Tankersly	QB	6-2	170	Fr.	Biithewood, S.C./Biithewood
60	Walker Merritt	OL	6-2	270	Jr.	Powdersville, S.C./Powdersville		Anthony Thurman	TE	6-2	250	Fr.	West Columbia, S.C./Palmetto Prep Academy
62	Mike Lengi	OL	6-1	285	Fr.	Rabun Gap, Ga./Rabun Gap		Hayden Vasquez	QB	6-1	207	R-Fr.	Conway, S.C./Conway
63	Nikko Rodriguez-Pena	OL	6-1	285	Fr.	Bradenton, Fla./Manatee		Jabrayon Woodard	DB	6-0	170	Fr.	
64	Garrett Bonneville	OL	6-3	260	R-So.	Bluffton, S.C./May River							

#SoConFB



2023 SCHEDULE

Sept. 2 (6 p.m.) at Georgia Southern		Oct. 14 (2 p.m.) VMI*	
Sept. 9 (4 p.m.) Campbell		Oct. 28 (3 p.m.) at Samford*	
Sept. 16 (6 p.m.) at Chattanooga*		Nov. 4 (2 p.m.) Mercer*	
Sept. 23 (6 p.m.) at South Carolina St.		Nov. 11 (2 p.m.) Wofford*	
Sept. 30 (2 p.m.) Western Carolina*		Nov. 18 (1 p.m.) at ETSU*	
Oct. 7 (2 p.m.) at Furman*			

* Southern Conference game

THE CITADEL BULLDOGS

Basic information

Location:Charleston, S.C.
 Founded:1842
 Enrollment:3,767
 Nickname:Bulldogs
 Colors:Citadel Blue and White
 President:Gen. Glenn M. Walters
 Dir. of athletics:Mike Capaccio
 Stadium:Johnson Hagood Stadium
 Capacity:11,332

Media relations

Football contact:Collin Smith
 Email:csmith52@citadel.edu
 Office:843-953-6567
 Cell:413-626-2265
 Press box phone:843-953-9957
 Website:CitadelSports.com

Team information

2022 record:4-7
 SoCon record:3-5 (t-6th)
 Home:2-3
 Away:2-4
 Lettermen returning/lost:34/12
 Off. starters returning/lost:7/6
 Def. starters returning/lost:8/4
 Specialists returning/lost:4/
 Basic offense:Option
 Basic defense:Multiple



Collin Smith
Football SID

SoCon titles (4)

1961, 1992, 2015, 2016

FCS Playoff appearances (5)

1988, 1990, 1992, 2015, 2016



**THE CITADEL LINEBACKER
HASAN BLACK**



THE CITADEL RUNNING BACK COOPER WALLACE



THE CITADEL



2022 TEAM STATISTICS

TEAM STATISTICS	CIT	OPP
SCORING	206	276
Points Per Game	18.7	25.1
Points Off Turnovers	38	47
FIRST DOWNS	199	194
Rushing	132	88
Passing	49	91
Penalty	18	15
RUSHING YARDAGE	2568	1650
Yards gained rushing	2808	1870
Yards lost rushing	240	220
Rushing Attempts	601	357
Average Per Rush	4.3	4.6
Average Per Game	233.5	150.0
TDs Rushing	15	16
PASSING YARDAGE	1021	2143
Comp-Att-Int	72-138-6	165-264-11
Average Per Pass	7.4	8.1
Average Per Catch	14.2	13.0
Average Per Game	92.8	194.8
TDs Passing	10	18
TOTAL OFFENSE	3589	3793
Total Plays	739	621
Average Per Play	4.9	6.1
Average Per Game	326.3	344.8
KICK RETURNS: #-Yards	33-632	27-441
PUNT RETURNS: #-Yards	10-78	6-46
INT RETURNS: #-Yards	11-117	6-112
KICK RETURN AVERAGE	19.2	16.3
PUNT RETURN AVERAGE	7.8	7.7
INT RETURN AVERAGE	10.6	18.7
FUMBLES-LOST	21-12	10-5
PENALTIES-Yards	63-501	63-604
Average Per Game	45.5	54.9
PUNTS-Yards	38-1388	38-1548
Average Per Punt	36.5	40.7
Net punt average	34.8	36.6
KICKOFFS-Yards	44-2313	56-3238
Average Per Kick	52.6	57.8
Net kick average	36.9	38.1
TIME OF POSSESSION/Game	36:02	23:58
3RD-DOWN Conversions	69/164	45/120
3rd-Down Pct	42%	38%
4TH-DOWN Conversions	18/36	9/19
4th-Down Pct	50%	47%
SACKS BY-Yards	17-100	21-105
MISC YARDS	0	0
TOUCHDOWNS SCORED	26	36
FIELD GOALS-ATTEMPTS	9-12	9-12
ON-SIDE KICKS	0-0	0-0
RED-ZONE SCORES	(23-31) 74%	(31-41) 76%
RED-ZONE TOUCHDOWNS	(17-31) 55%	(23-41) 56%
PAT-ATTEMPTS	(23-24) 96%	(33-34) 97%
ATTENDANCE	49326	65072
Games/Avg Per Game	5/9865	6/10845

SCORE BY QUARTERS

	1st	2nd	3rd	4th	Total
The Citadel	37	58	42	69	206
Opponents	48	76	105	47	276

2022 INDIVIDUAL STATISTICS

RUSHING	GP	Att	Gain	Loss	Net	Avg	TD	Long	Avg/G
Jaylan Adams	11	222	1087	139	948	4.3	12	68	86.2
Logan Billings	8	133	517	6	511	3.8	6	40	63.9
Cooper Wallace	11	55	326	9	317	5.8	1	18	28.8
Joe Douglas	11	40	234	24	210	5.2	0	19	19.1
Emeka Nwanze	7	57	209	6	203	3.6	1	22	29.0
Keyonte Sessions	11	36	181	5	176	4.9	1	48	16.0
Nathan Storch	4	46	165	1	164	3.6	4	22	41.0
Nkem Njoku	11	34	152	16	136	4.0	0	17	12.4
Raleigh Webb	11	6	104	2	102	17.0	2	42	9.3
Sam Llewellyn	3	10	76	4	72	7.2	1	57	24.0
Braden Walker	7	7	60	0	60	8.6	1	36	8.6
Jay Graves-Billips	3	9	51	0	51	5.7	0	28	17.0
Darique Hampton	3	9	29	2	27	3.0	1	9	9.0
Logan Braucht	8	2	8	0	8	4.0	0	4	1.0
Matt Campbell	11	1	0	12	-12	-12.0	0	0	-1.1
TEAM	6	9	0	22	-22	-2.4	0	0	-3.7
Total.....	11	676	3199	248	2951	4.4	30	68	268.3
Opponents.....	11	409	2522	180	2342	5.7	28	90	212.9

PASSING	GP	Effic	Comp-Att-Int	Pct	Yards	TD	Long	Avg/G
Peyton Derrick	10	116.83	45-84-6	53.6	579	5	36	57.9
Ahmad Green	7	108.88	16-33-0	48.5	198	1	34	28.3
Grae Underwood	4	212.84	11-21-0	52.4	244	4	51	61.0
Total.....	11	129.54	72-138-6	52.2	1021	10	51	92.8
Opponents.....	11	144.85	165-264-11	62.5	2143	18	80	194.8

RECEIVING	G	No.	Yds	Avg	TD	Lg	Avg/G
Ricky Conway	11	20	248	12.4	2	34	22.5
Christian Hilton	8	15	285	19.0	2	51	35.6
Cooper Wallace	11	11	93	8.5	1	16	8.5
Jay Graves-Billips	11	10	164	16.4	1	36	14.9
Tyler Cherry	4	10	146	14.6	2	29	36.5
Ben Brockington	9	1	29	29.0	1	29	3.2
Nkem Njoku	9	1	20	20.0	0	20	2.2
JJ Hudson	1	1	14	14.0	1	14	14.0
Braden Walker	10	1	12	12.0	0	12	1.2
Alex Sloan	5	1	9	9.0	0	9	1.8
Kam White	1	1	1	1.0	0	1	1.0
Total.....	11	72	1021	14.2	10	51	92.8
Opponents.....	11	165	2143	13.0	18	80	194.8

PUNT RETURNS	No.	Yards	Avg	TD	Long
Dominick Poole	7	72	10.3	0	50
Destin Mack	3	6	2.0	0	3
Total.....	10	78	7.8	0	50
Opponents.....	6	46	7.7	1	20

INTERCEPTIONS	No.	Yards	Avg	TD	Long
Dominick Poole	3	10	3.3	0	10
Destin Mack	2	11	5.5	0	11
Chris Beverly	2	96	48.0	1	48
Travon Wallace	1	0	0.0	0	0
Rett Russell	1	0	0.0	0	0
Kyler Estes	1	0	0.0	0	0
Avery Dixon	1	0	0.0	0	0
Total.....	11	117	10.6	1	48
Opponents.....	6	112	18.7	0	68

KICK RETURNS	No.	Yards	Avg	TD	Long
Jay Graves-Billips	23	498	21.7	0	33
Cooper Wallace	4	57	14.2	0	20
Braden Walker	3	67	22.3	0	27
Jay Lagroon	2	10	5.0	0	10
Alex Sloan	1	0	0.0	0	0
Total.....	33	632	19.2	0	33
Opponents.....	27	441	16.3	0	34

TACKLES	GP	Solo	Ast	Total	TFL/Yds	Sacks/Yds
Hasan Black	11	41	41	82	10.5-48	4.0-40
Chris Beverly	11	27	36	63	1.0-1	.
Kyler Estes	11	21	39	60	2.0-8	0.5-1
Destin Mack	10	36	14	50	0.5-0	.
Travon Wallace	10	29	20	49	3.5-7	.
Carson Hatchett	10	22	27	49	2.5-19	2.5-19
Dominick Poole	10	30	18	48	1.5-9	.
Brian Horn	11	22	20	42	2.5-22	.
Thomas Wyatt	11	12	18	30	3.5-18	2.0-15
KJ Pierce	10	7	17	24	.	.
Total.....	11	329	342	671	46-184	17-100
Opponents.....	11	437	459	896	62.0-217	21-105

ALL PURPOSE	GP	Rush	Rcv	PR	KR	IR	Total	Avg/G
Jay Graves-Billips	11	232	164	0	498	0	894	81.3
Cooper Wallace	11	409	93	0	57	0	559	50.8
Braden Walker	10	366	12	0	67	0	445	44.5
Ricky Conway	11	194	248	0	0	0	442	40.2
Christian Hilton	8	0	285	0	0	0	285	35.6
Total.....	11	2568	1021	78	632	117	4416	401.5
Opponents.....	11	1650	2143	46	441	112	4392	399.3

FIELD GOALS	Made-Att	Pct	01-19	20-29	30-39	40-49	50-99	Long	Blkd
Colby Kintner	9-12	75.0	0-0	4-4	3-5	1-2	1-1	56	1

SCORING	TD	Fgs	---PATs---	Kick	Rush	Rcv	Pass	DXP	Saf	Pts
Colby Kintner	0	9-12	23-24	0-0	0	0-0	0	0	0	50
Cooper Wallace	4	0-0	0-0	0-0	0	0-0	0	0	0	24
Johnny Crawford III	3	0-0	0-0	0-0	0	0-0	0	0	0	18
Ricky Conway	3	0-0	0-0	0-0	0	0-0	0	0	0	18
JJ Hudson	2	0-0	0-0	0-0	0	0-0	0	0	0	12
Tyler Cherry	2	0-0	0-0	0-0	0	0-0	0	0	0	12
Christian Hilton	2	0-0	0-0	0-0	0	0-0	0	0	0	12
Braden Walker	2	0-0	0-0	0-0	0	0-0	0	0	0	12
Grae Underwood	2	0-0	0-0	0-0	0	0-1	0	0	0	12
Nkem Njoku	1	0-0	0-0	0-0	0	0-0	0	0	0	6
Jay Graves-Billips	1	0-0	0-0	0-0	0	0-0	0	0	0	6
Ha'Keem Monroe	1	0-0	0-0	0-0	0	0-0	0	0	0	6
Peyton Derrick	1	0-0	0-0	0-0	0	0-1	0	0	0	6
Chris Beverly	1	0-0	0-0	0-0	0	0-0	0	0	0	6
Ben Brockington	1	0-0	0-0	0-0	0	0-0	0	0	0	6
Total.....	26	9-12	23-24	0-0	0	0-2	0	0	0	206
Opponents.....	36	9-12	33-34	0-0	0	0-2	0	0	0	276

TOTAL OFFENSE	GP	Plays	Rush	Pass	Total	Avg/G
Peyton Derrick	10	179	241	579	820	82.0
Grae Underwood	4	88	229	244	473	118.2
Cooper Wallace	11	75	409	0	409	37.2
Braden Walker	10	68	366	0	366	36.6
Ahmad Green	7	61	65	198	263	37.6
Johnny Crawford III	7	58	243	0	243	34.7
Jay Graves-Billips	11	34	232	0	232	21.1
Ricky Conway	11	40	194	0	194	17.6
Sam Llewellyn	7	57	185	0	185	26.4
Logan Billings	4	35	183	0	183	45.8
JJ Hudson	1	4	89	0	89	89.0
Orlando Jones	7	21	54	0	54	7.7
Ha'Keem Monroe	1	1	47	0	47	47.0
Nkem Njoku	9	11	40	0	40	4.4
TEAM	11	6	-9	0	-9	-0.8
Total.....	11	739	2568	1021	3589	326.3
Opponents.....	11	621	1650	2143	3793	344.8

PUNTING	No.	Yds	Avg	Long	TB	FC	I20	50+	Blkd
James Platte	36	1357	37.7	64	1	12	10	5	0
TEAM	1	0	0.0	0	0	0	0	0	1
Zach Sterr	1	31	31.0	31	0	1	0	0	0
Total.....	38	1388	36.5	64	1				



2022 RESULTS (4-7, 3-5 SOCON; T-6TH)

Date	Opponent	W/L	Score	Attendance
Sept. 1	at Campbell	L	10-29	4,010
Sept. 10	ETSU*	W	20-17	8,573
Sept. 17	at Mercer*	L	0-17	11,339
Oct. 1	at App State	L	0-49	30,789
Oct. 8	FURMAN*	L	10-21	12,106
Oct. 15	at Wofford*	L	16-31	4,198
Oct. 22	at Western Carolina*	W	34-21	7,304
Oct. 29	SAMFORD*	L	3-38	8,603
Nov. 5	CHATTANOOGA*	L	21-31	12,106
Nov. 12	VIRGINIA-LYNCHBURG	W	66-0	7,938
Nov. 19	at VMI*	W	26-22	7,432

* Southern Conference game

2022 TEAM GAME-BY-GAME

Date	Opponent	Rushing				Receiving				Passing				Kick returns				Punt returns				Total off		
		No.	Yds	TD	Lg	No.	Yds	TD	Lg	Cmp	Att	Int	Yds	TD	Lg	No.	Yds	TD	Lg	No.	Yds		TD	Lg
Sept. 1	at Campbell	48	187	0	22	3	35	1	19	3	5	2	35	1	19	7	150	0	26	0	0	0	0	222
Sept. 10	ETSU	58	238	1	32	7	82	1	17	7	12	0	82	1	17	3	64	0	26	1	50	0	50	320
Sept. 17	at Mercer	46	92	0	14	7	59	0	15	7	17	0	59	0	15	3	28	0	15	1	11	0	11	151
Oct. 1	at App State	59	172	0	16	3	51	0	36	3	8	1	51	0	36	1	21	0	21	0	0	0	0	223
Oct. 8	FURMAN	41	107	0	38	13	169	1	34	13	26	0	169	1	34	3	29	0	19	0	0	0	0	276
Oct. 15	at Wofford	47	246	1	59	8	156	1	33	8	16	1	156	1	33	5	91	0	27	1	-3	0	0	402
Oct. 22	at Western Carolina	72	312	2	32	4	82	2	32	4	7	0	82	2	32	0	0	0	0	1	-2	0	0	394
Oct. 29	SAMFORD	65	255	0	24	4	38	0	13	4	13	0	38	0	13	3	62	0	26	0	0	0	0	293
Nov. 5	CHATTANOOGA	45	188	1	62	11	118	2	19	11	13	1	118	2	19	4	102	0	33	1	-5	0	0	306
Nov. 12	VIRGINIA-LYNCHBURG	54	452	7	75	3	79	1	34	3	10	1	79	1	34	1	27	0	27	2	21	0	13	531
Nov. 19	at VMI	66	319	3	55	9	152	1	51	9	11	0	152	1	51	3	58	0	29	3	6	0	3	471
	Totals	601	2568	15	75	72	1021	10	51	72	138	6	1021	10	51	33	632	0	33	10	78	0	50	3589
	Opponent	357	1650	16	73	165	2143	18	80	165	264	11	2143	18	80	27	441	0	34	6	46	1	20	3793

Games: 11
 Avg/rush: 4.3
 Avg/catch: 14.2
 Pass eff: 129.54
 KR avg: 19.2
 PR avg: 7.8
 All purpose avg/game: 401.5
 Total offense avg/gm: 326.3

Date	Opponent	Tackles				Total	TFL-Yds	Sacks		Fumble		Pass defense		Blkd Kick	PAT attempts			Saf	Pts	
		Solo	Ass	Total	No-Yds			FF	FR-Yds	Int-Yds	QBH	Brk	Att-Mad		Run	Rcv				
Sept. 1	at Campbell	31	36	67	4.0-15	1.0-12	0	0-0	0	0	0	0	1	0	1-1	0	0	0	0	0
Sept. 10	ETSU	22	34	56	2.0-12	1.0-11	0	0-0	1	0	0	0	0	0	2-2	0	0	0	0	20
Sept. 17	at Mercer	24	46	70	2.0-4	0.0-0	2	2-0	0	0	0	0	1	0	0-0	0	0	0	0	0
Oct. 1	at App State	28	16	44	1.0-1	0.0-0	0	0-0	0	0	2	2	0	0	0-0	0	0	0	0	0
Oct. 8	FURMAN	28	36	64	4.0-10	1.0-7	0	0-0	2	21	1	1	0	0	1-1	0	0	0	0	10
Oct. 15	at Wofford	26	28	54	5.0-21	1.0-14	0	0-0	0	0	1	3	0	0	2-1	0	0	0	0	16
Oct. 22	at Western Carolina	38	8	46	3.0-13	1.0-9	0	0-0	2	0	2	4	0	0	4-4	0	0	0	0	34
Oct. 29	SAMFORD	42	44	86	3.0-8	2.0-7	1	1-0	0	0	0	1	0	0	0-0	0	0	0	0	3
Nov. 5	CHATTANOOGA	35	28	63	4.0-23	1.0-2	0	0-0	1	48	0	3	0	0	3-3	0	0	0	0	21
Nov. 12	VIRGINIA-LYNCHBURG	30	42	72	15.0-68	6.0-32	2	1-0	4	48	3	2	0	0	9-9	0	0	0	0	66
Nov. 19	at VMI	25	24	49	3.0-9	2.0-8	0	0-0	1	0	0	0	0	0	2-2	0	0	0	0	26
	Totals	329	342	671	46.0-184	16.0-102	5	4-0	11	117	10	18	0	24	23	0	0	0	0	206
	Opponent	437	459	896	62.0-217	21.0-108	12	12-70	6	112	5	7	2	34	33	0	0	0	0	276

Date	Opponent	Punting				Blkd	TB	FC	50+	I20	Field goals		Blkd	Kickoffs				OB	
		No	Yds	Avg	Long						Att-Made	Lg		No	Yds	Avg	TB		
Sept. 1	at Campbell	3	94	31.3	35	0	0	2	0	0	1-1	33	0	3	167	55.7	0	0	
Sept. 10	ETSU	5	163	32.6	61	0	0	2	1	2	2-2	39	0	4	202	50.5	1	0	
Sept. 17	at Mercer	8	347	43.4	63	0	0	1	2	5	1-0	0	0	1	40	40.0	1	0	
Oct. 1	at App State	6	228	38.0	45	0	0	4	0	1	0-0	0	0	1	49	49.0	0	0	
Oct. 8	FURMAN	3	113	37.7	43	0	0	1	0	0	1-1	22	0	3	184	61.3	2	0	
Oct. 15	at Wofford	5	166	33.2	45	0	0	1	0	1	1-1	28	0	4	147	36.8	0	2	
Oct. 22	at Western Carolina	0	0	0.0	0	0	0	0	0	0	2-2	25	0	7	353	50.4	0	1	
Oct. 29	SAMFORD	2	83	41.5	50	0	0	1	1	1	1-1	56	0	2	118	59.0	0	0	
Nov. 5	CHATTANOOGA	3	112	37.3	64	0	1	0	1	0	1-0	0	0	3	147	49.0	0	0	
Nov. 12	VIRGINIA-LYNCHBURG	1	46	46.0	46	0	0	0	0	0	1-1	47	0	11	598	54.4	5	0	
Nov. 19	at VMI	2	36	18.0	36	1	0	1	0	0	1-0	0	1	5	308	61.6	1	0	
	Totals	38	1388	36.5	64	1	1	13	5	10	12	9	56	1	44	2313	52.6	10	3
	Opponent	38	1548	40.7	70	0	4	12	8	13	12	9	41	0	56	3238	57.8	19	2



THE CITADEL

THE CITADEL VS. 2023 OPPONENTS

Georgia Southern 19, The Citadel 5

At CIT: GSU leads 6-4

At GSU: GSU leads 13-1

Maurice Drayton vs. GSU: 0-0

Clay Helton vs. CIT: 0-0

Last CIT win: 23-21 in 2012

Last GSU win: 48-13 in 2015

Longest CIT streak: 1, five times

Longest GSU streak: 6 (1997-02)

Last 10 meetings: GSU leads 8-2

Current streak: GSU has won two

Largest CIT win: 35-20 in 1996

Largest GSU win: 49-7 in 1997

Year	Winner	Score	Site
1988	GSU	38-20	Statesboro, Ga.
1990	GSU	31-0	Statesboro, Ga.
1993	GSU	16-6	Statesboro, Ga.
1994	CIT	17-15	Charleston, S.C.
1995	GSU	26-0	Statesboro, Ga.
1996	CIT	35-20	Charleston, S.C.
1997	GSU	49-7	Statesboro, Ga.
1998	GSU	51-34	Statesboro, Ga.
1999	GSU	34-17	Statesboro, Ga.
2000	GSU	27-10	Charleston, S.C.
2001	GSU	14-6	Charleston, S.C.
2002	GSU	28-24	Charleston, S.C.
2003	CIT	28-24	Statesboro, Ga.
2004	GSU	42-7	Charleston, S.C.
2005	GSU	49-14	Statesboro, Ga.
2006	CIT	24-21	Charleston, S.C.
2007	GSU	21-17	Statesboro, Ga.
2008	GSU	44-41 (3OT)	Charleston, S.C.
2009	GSU	13-6	Statesboro, Ga.
2010	GSU	20-0	Charleston, S.C.
2011	GSU	14-12	Statesboro, Ga.
2012	CIT	23-21	Charleston, S.C.
2013	GSU	28-21	Statesboro, Ga.
2015	GSU	48-13	Statesboro, Ga.

Campbell 1, The Citadel 0

At CU: CU leads 1-0

At CIT: N/A

Mike Minter vs. CIT: 1-0

Maurice Drayton vs. CU: 0-0

Last CU win: 29-10 in 2022

Last CIT win: N/A

Longest CU streak: 1 (2022)

Longest CIT streak: N/A

Last 10 meetings: CU leads 1-0

Current streak: CU has won one

Largest CU win: 29-10 in 2022

Largest CIT win: N/A

Year	Winner	Score	Site
2022	CU	29-10	Buies Creek, N.C.

Chattanooga 34, The Citadel 20, 2 ties

At CIT: UTC leads 15-12-1

At UTC: UTC leads 19-8-1

Maurice Drayton vs. UTC: 0-0

Rusty Wright vs. CIT: 3-1

Last CIT win: 24-21 in 2021

Last UTC win: 31-22 in 2022

Longest CIT streak: 3, three times

Longest UTC streak: 5 (1982-87)

Last 10 meetings: UTC leads 7-3

Current streak: UTC has won one

Largest CIT win: 41-16 in 2007

Largest UTC win: 42-7 in 1986

Year	Winner	Score	Site
1926	UTC	6-3	Charleston, S.C.
1927	UTC	31-6	Chattanooga, Tenn.
1930	Tie	7-7	Charleston, S.C.
1936	UTC	13-0	Charleston, S.C.
1968	UTC	31-9	Chattanooga, Tenn.
1969	UTC	10-5	Charleston, S.C.
1970	UTC	29-28	Chattanooga, Tenn.
1971	CIT	52-35	Charleston, S.C.
1972	CIT	12-0	Chattanooga, Tenn.
1973	CIT	28-20	Charleston, S.C.
1975	UTC	24-6	Chattanooga, Tenn.
1976	CIT	14-10	Charleston, S.C.
1977	UTC	21-14	Chattanooga, Tenn.
1979	UTC	28-7	Chattanooga, Tenn.

1980	CIT	29-13	Charleston, S.C.
1981	Tie	28-28	Chattanooga, Tenn.
1982	UTC	24-7	Charleston, S.C.
1983	UTC	30-9	Chattanooga, Tenn.
1985	UTC	34-17	Chattanooga, Tenn.
1986	UTC	42-7	Charleston, S.C.
1987	UTC	22-19	Chattanooga, Tenn.
1988	CIT	23-17	Charleston, S.C.
1989	UTC	17-9	Chattanooga, Tenn.
1990	UTC	7-6	Charleston, S.C.
1991	UTC	33-26	Chattanooga, Tenn.
1992	CIT	33-13	Charleston, S.C.
1993	CIT	41-27	Chattanooga, Tenn.
1994	CIT	42-26	Charleston, S.C.
1995	UTC	29-24	Chattanooga, Tenn.
1996	CIT	16-13	Charleston, S.C.
1997	CIT	7-3	Chattanooga, Tenn.
1998	UTC	13-10	Charleston, S.C.
1999	UTC	30-27 (OT)	Chattanooga, Tenn.
2000	UTC	20-13	Charleston, S.C.
2001	CIT	20-17 (2OT)	Chattanooga, Tenn.
2002	UTC	34-31	Charleston, S.C.
2003	UTC	29-20	Chattanooga, Tenn.
2004	CIT	44-24	Charleston, S.C.
2005	UTC	31-21	Chattanooga, Tenn.
2006	CIT	24-21	Charleston, S.C.
2007	CIT	41-16	Chattanooga, Tenn.
2008	CIT	24-21	Charleston, S.C.
2009	UTC	31-28	Chattanooga, Tenn.
2010	UTC	28-10	Charleston, S.C.
2011	CIT	28-27	Chattanooga, Tenn.
2012	UTC	28-10	Charleston, S.C.
2013	UTC	28-24	Chattanooga, Tenn.
2014	UTC	34-14	Charleston, S.C.
2015	UTC	31-23	Chattanooga, Tenn.
2016	CIT	22-14	Charleston, S.C.
2017	CIT	20-14	Chattanooga, Tenn.
2018	UTC	29-28 (OT)	Charleston, S.C.
2019	UTC	34-33	Chattanooga, Tenn.
2020-21	UTC	25-24 (OT)	Charleston, S.C.
2021	CIT	24-21	Chattanooga, Tenn.
2022	UTC	31-21	Charleston, S.C.

The Citadel 4, South Carolina State 0

At CIT: CIT leads 3-0

At SCSU: N/A

At neutral sites: CIT leads 1-0

Maurice Drayton vs. SCSU: 0-0

Oliver "Buddy" Pough vs. CIT: 0-0

Last CIT win: 31-8 in 2001

Last CU win: N/A

Longest CIT streak: 4 (1989-01)

Longest SCSU streak: N/A

Last 10 meetings: CIT leads 4-0

Current streak: CIT has won four

Largest CIT win: 45-16 in 2000

Largest SCSU win: N/A

Year	Winner	Score	Site
1989	CIT	31-20	Columbia, S.C.
1999	CIT	20-14	Charleston, S.C.
2000	CIT	45-16	Charleston, S.C.
2001	CIT	31-8	Charleston, S.C.

The Citadel 27, Western Carolina 19, 1 tie

At CIT: CIT leads 14-8

At WCU: CIT leads 13-11

At neutral sites: Series tied 0-0-1

Maurice Drayton vs. WCU: 0-0

Kerwin Bell vs. CIT: 1-1

Last CIT win: 34-21 in 2022

Last WCU win: 45-31 in 2021

Longest CIT streak: 5 (2004-08)

Longest WCU streak: 3, three times

Last 10 meetings: CIT leads 6-4

Current streak: CIT has won one

Largest CIT win: 38-13 in 1991

Largest WCU win: 44-17 in 1983

Year	Winner	Score	Site
1972	WCU	10-0	Charleston, S.C.
1977	CIT	20-0	Charleston, S.C.
1978	WCU	38-24	Cullowhee, N.C.
1979	CIT	21-19	Charleston, S.C.
1980	CIT	28-21	Cullowhee, N.C.

1981	CIT	12-3	Charleston, S.C.
1982	CIT	24-20	Cullowhee, N.C.
1983	WCU	44-17	Charleston, S.C.
1984	CIT	34-33	Cullowhee, N.C.
1985	CIT	10-3	Charleston, S.C.
1986	WCU	27-12	Cullowhee, N.C.
1987	CIT	38-24	Charleston, S.C.
1988	CIT	27-21	Cullowhee, N.C.
1989	Tie	22-22	Columbia, S.C.
1990	CIT	28-10	Cullowhee, N.C.
1991	CIT	38-13	Charleston, S.C.
1992	CIT	36-31	Cullowhee, N.C.
1993	WCU	38-18	Cullowhee, N.C.
1994	WCU	42-38	Charleston, S.C.
1995	WCU	31-14	Cullowhee, N.C.
1996	CIT	28-14	Charleston, S.C.
1997	WCU	45-25	Cullowhee, N.C.
1998	WCU	14-8	Charleston, S.C.
1999	WCU	24-17	Cullowhee, N.C.
2000	CIT	17-10	Charleston, S.C.
2001	WCU	28-25	Cullowhee, N.C.
2002	WCU	37-34	Charleston, S.C.
2003	WCU	28-21	Cullowhee, N.C.
2004	CIT	17-0	Charleston, S.C.
2005	CIT	17-7	Cullowhee, N.C.
2006	CIT	30-27 (OT)	Charleston, S.C.
2007	CIT	37-31	Cullowhee, N.C.
2008	CIT	34-14	Charleston, S.C.
2009	WCU	14-10	Cullowhee, N.C.
2010	WCU	24-13	Charleston, S.C.
2011	CIT	35-7	Cullowhee, N.C.
2012	CIT	45-31	Charleston, S.C.
2013	CIT	28-21	Cullowhee, N.C.
2014	WCU	29-15	Cullowhee, N.C.
2015	CIT	28-10	Charleston, S.C.
2016	CIT	37-14	Cullowhee, N.C.
2017	WCU	31-19	Charleston, S.C.
2018	CIT	38-24	Cullowhee, N.C.
2019	CIT	35-17	Charleston, S.C.
2020-21	WCU	21-14	Cullowhee, N.C.
2021	WCU	45-31	Charleston, S.C.
2022	CIT	34-21	Cullowhee, N.C.

Furman 62, The Citadel 37, 3 ties

At CIT: FUR leads 25-22-2

At FUR: FUR leads 34-15

At neutral sites: FUR leads 3-0-1

Maurice Drayton vs. FUR: 0-0

Clay Hendrix vs. CIT: 4-2

Last CIT win: 26-7 in 2020-21

Last FUR win: 21-10 in 2022

Longest CIT streak: 7 (1971-77)

Longest FUR streak: 9 (1982-90)

Last 10 meetings: Series tied 5-5

Current streak: FUR has won two

Largest CIT win: 75-0 in 1913

Largest FUR win: 58-13 in 1987

Year	Winner	Score	Site
1913	CIT	75-0	Charleston, S.C.
1919	FUR	21-6	Greenville, S.C.
1920	FUR	21-6	Charleston, S.C.
1921	FUR	42-0	Greenville, S.C.
1922	FUR	28-0	Florence, S.C.
1923	FUR	30-14	Greenville, S.C.
1924	CIT	6-0	Charleston, S.C.
1925	FUR	7-0	Greenville, S.C.
1926	FUR	7-0	Charleston, S.C.
1927	FUR	6-0	Charleston, S.C.
1928	FUR	13-0	Greenville, S.C.
1929	Tie	0-0	Charleston, S.C.
1930	FUR	31-6	Greenville, S.C.
1931	FUR	33-7	Charleston, S.C.
1932	FUR	20-0	Orangeburg, S.C.
1933	FUR	14-0	Greenville, S.C.
1934	FUR	6-0	Charleston, S.C.
1935	FUR	35-0	Greenville, S.C.
1936	FUR	13-7	Greenville, S.C.
1937	CIT	8-0	Charleston, S.C.
1938	CIT	9-6	Greenville, S.C.
1939	FUR	7-0	Charleston, S.C.
1940	FUR	36-7	Greenville, S.C.
1941	Tie	13-13	Charleston, S.C.
1942	FUR	20-0	Greenville, S.C.

#SoConFB



THE CITADEL VS. 2023 OPPONENTS



THE CITADEL DEFENSIVE BACK DOMINICK POOLE

1946	FUR	14-0	Charleston, S.C.
1947	FUR	7-0	Greenville, S.C.
1948	FUR	9-0	Greenville, S.C.
1949	FUR	19-7	Charleston, S.C.
1950	FUR	21-7	Greenville, S.C.
1951	FUR	35-14	Orangeburg, S.C.
1952	Tie	7-7	Orangeburg, S.C.
1953	FUR	27-0	Charleston, S.C.
1954	FUR	31-20	Greenville, S.C.
1955	CIT	25-19	Charleston, S.C.
1956	FUR	7-0	Greenville, S.C.
1957	CIT	18-14	Charleston, S.C.
1958	CIT	24-6	Greenville, S.C.
1959	CIT	18-14	Charleston, S.C.
1960	CIT	7-6	Greenville, S.C.
1961	CIT	9-8	Charleston, S.C.
1962	FUR	33-25	Greenville, S.C.
1963	FUR	34-25	Charleston, S.C.
1964	CIT	17-0	Greenville, S.C.
1965	CIT	28-0	Charleston, S.C.
1966	CIT	10-6	Greenville, S.C.
1967	FUR	14-6	Charleston, S.C.
1968	CIT	31-12	Greenville, S.C.
1969	CIT	37-21	Charleston, S.C.
1970	FUR	28-21	Greenville, S.C.
1971	CIT	35-33	Charleston, S.C.
1972	CIT	19-13	Greenville, S.C.
1973	CIT	26-21	Charleston, S.C.
1974	CIT	24-0	Greenville, S.C.
1975	CIT	13-9	Charleston, S.C.
1976	CIT	17-16	Greenville, S.C.
1977	CIT	10-3	Charleston, S.C.
1978	FUR	17-13	Greenville, S.C.
1979	FUR	45-44	Charleston, S.C.
1980	FUR	28-15	Greenville, S.C.
1981	CIT	35-18	Charleston, S.C.
1982	FUR	27-0	Greenville, S.C.
1983	FUR	49-21	Charleston, S.C.
1984	FUR	42-14	Greenville, S.C.
1985	FUR	42-0	Charleston, S.C.
1986	FUR	37-14	Greenville, S.C.
1987	FUR	58-13	Charleston, S.C.
1988	FUR	30-17	Greenville, S.C.
1989	FUR	44-9	Charleston, S.C.
1990	FUR	30-17	Greenville, S.C.
1991	CIT	10-6	Charleston, S.C.
1992	CIT	20-14	Greenville, S.C.
1993	CIT	20-10	Charleston, S.C.
1994	CIT	52-44	Greenville, S.C.
1995	FUR	24-3	Charleston, S.C.
1996	FUR	35-25	Greenville, S.C.

1997	FUR	21-7	Charleston, S.C.
1998	CIT	25-24	Greenville, S.C.
1999	FUR	31-17	Charleston, S.C.
2000	FUR	33-7	Greenville, S.C.
2001	FUR	30-7	Charleston, S.C.
2002	FUR	37-10	Greenville, S.C.
2003	CIT	10-9	Charleston, S.C.
2004	FUR	33-14	Greenville, S.C.
2005	FUR	39-31 (3OT)	Charleston, S.C.
2006	FUR	23-17	Greenville, S.C.
2007	CIT	54-51 (OT)	Charleston, S.C.
2008	FUR	34-20	Greenville, S.C.
2009	CIT	38-28	Charleston, S.C.
2010	FUR	31-14	Greenville, S.C.
2011	FUR	16-6	Charleston, S.C.
2012	CIT	42-20	Greenville, S.C.
2013	FUR	24-17	Charleston, S.C.
2014	CIT	42-35 (OT)	Charleston, S.C.
2015	CIT	38-17	Greenville, S.C.
2016	CIT	19-14	Charleston, S.C.
2017	FUR	56-20	Greenville, S.C.
2018	FUR	28-17	Charleston, S.C.
2019	CIT	27-10	Greenville, S.C.
2020-21	CIT	26-7	Charleston, S.C.
2021	FUR	24-14	Greenville, S.C.
2022	FUR	21-10	Charleston, S.C.

The Citadel 44, VMI 32, 2 ties
At CIT: CIT leads 26-11
At VMI: VMI leads 17-13-2
At neutral sites: CIT leads 5-4
Maurice Drayton vs. VMI: 0-0
Danny Rocco vs. CIT: 0-0
Last CIT win: 26-22 in 2022
Last VMI win: 31-17 in 2020-21
Longest CIT streak: 12 (2003-18)
Longest VMI streak: 7 (1950-57)
Last 10 meetings: CIT leads 8-2
Current streak: CIT has won two
Largest CIT win: 50-0 in 1992
Largest VMI win: 42-0 in 1954

Year	Winner	Score	Site
1920	VMI	35-0	Lynchburg, Va.
1929	VMI	13-7	Lexington, Va.
1930	CIT	7-6	Charleston, S.C.
1931	Tie	13-13	Lexington, Va.
1932	CIT	12-6	Charleston, S.C.
1937	VMI	27-0	Lexington, Va.
1946	VMI	26-7	Lexington, Va.
1947	CIT	7-6	Charleston, S.C.
1948	VMI	34-6	Lexington, Va.

1949	CIT	19-14	Charleston, S.C.
1950	VMI	13-7	Lexington, Va.
1951	VMI	13-7	Charleston, S.C.
1952	VMI	20-19	Lexington, Va.
1953	VMI	14-0	Charleston, S.C.
1954	VMI	42-0	Lexington, Va.
1955	VMI	14-0	Charleston, S.C.
1957	VMI	33-7	Lexington, Va.
1958	CIT	14-6	Charleston, S.C.
1959	VMI	32-8	Lexington, Va.
1960	VMI	20-6	Charleston, S.C.
1961	CIT	14-8	Lexington, Va.
1962	VMI	16-7	Charleston, S.C.
1963	VMI	33-8	Lexington, Va.
1964	CIT	17-0	Charleston, S.C.
1965	VMI	21-7	Lexington, Va.
1966	CIT	30-14	Charleston, S.C.
1967	VMI	22-11	Lexington, Va.
1968	CIT	13-8	Charleston, S.C.
1969	CIT	28-2	Lexington, Va.
1970	CIT	56-9	Charleston, S.C.
1971	CIT	25-24	Lexington, Va.
1972	CIT	42-3	Charleston, S.C.
1973	VMI	23-6	Lexington, Va.
1974	VMI	20-9	Charleston, S.C.
1975	CIT	6-3	Lexington, Va.
1976	VMI	30-14	Charleston, S.C.
1977	VMI	19-3	Lexington, Va.
1978	CIT	14-3	Charleston, S.C.
1979	CIT	37-6	Lexington, Va.
1980	CIT	28-0	Charleston, S.C.
1981	VMI	14-0	Norfolk, Va.
1982	CIT	21-7	Charleston, S.C.
1983	CIT	27-6	Norfolk, Va.
1984	CIT	27-24	Charleston, S.C.
1985	Tie	14-14	Lexington, Va.
1986	VMI	47-30	Charleston, S.C.
1987	VMI	7-3	Charleston, S.C.
1988	CIT	31-20	Norfolk, Va.
1989	VMI	20-10	Norfolk, Va.
1990	CIT	23-3	Charleston, S.C.
1991	CIT	17-14	Norfolk, Va.
1992	CIT	50-0	Charleston, S.C.
1993	CIT	34-33	Charleston, S.C.
1994	CIT	58-14	Norfolk, Va.
1995	VMI	34-7	Charleston, S.C.
1996	VMI	34-27 (OT)	Lexington, Va.
1997	CIT	28-6	Charleston, S.C.
1998	CIT	36-10	Lexington, Va.
1999	CIT	7-6	Charleston, S.C.
2000	VMI	41-21	Lexington, Va.
2001	CIT	49-7	Charleston, S.C.
2002	VMI	23-21	Charlotte, N.C.
2003	CIT	27-23	Charlotte, N.C.
2005	CIT	22-14	Lexington, Va.
2006	CIT	48-21	Charleston, S.C.
2007	CIT	70-28	Lexington, Va.
2011	CIT	41-14	Charleston, S.C.
2012	CIT	27-24	Lexington, Va.
2013	CIT	31-10	Charleston, S.C.
2014	CIT	45-25	Lexington, Va.
2015	CIT	35-14	Charleston, S.C.
2016	CIT	30-20	Lexington, Va.
2017	CIT	21-3	Charleston, S.C.
2018	CIT	34-32	Lexington, Va.
2019	VMI	34-21	Charleston, S.C.
2020-21	VMI	31-17	Lexington, Va.
2021	CIT	35-24	Charleston, S.C.
2022	CIT	26-22	Lexington, Va.

Samford 9, The Citadel 7
At CIT: CIT leads 5-4
At SAM: SAM leads 5-2
Maurice Drayton vs. SAM: 0-0
Chris Hatcher vs. CIT: 8-3 (3-0 GSU, 5-3 SAM)
Last CIT win: 42-27 in 2018
Last SAM win: 38-3 in 2022
Longest CIT streak: 2 (2009-10)
Longest SAM streak: 4 (2019-22)
Last 10 meetings: SAM leads 6-4
Current streak: SAM has won four
Largest CIT win: 35-16 in 1989; 44-25 in 2015
Largest SAM win: 55-7 in 2020-21



THE CITADEL

THE CITADEL VS. 2023 OPPONENTS

Year	Winner	Score	Site
1989	CIT	35-16	Charleston, S.C.
2008	SAM	28-10	Birmingham, Ala.
2009	CIT	28-16	Charleston, S.C.
2010	CIT	13-12	Birmingham, Ala.
2011	SAM	19-14	Charleston, S.C.
2012	SAM	38-7	Birmingham, Ala.
2013	CIT	28-26	Charleston, S.C.
2014	SAM	20-17	Charleston, S.C.
2015	CIT	44-25	Birmingham, Ala.
2016	CIT	37-34 (OT)	Charleston, S.C.
2017	SAM	35-14	Birmingham, Ala.
2018	CIT	42-27	Charleston, S.C.
2019	SAM	61-55 (4OT)	Birmingham, Ala.
2020-21	SAM	55-7	Charleston, S.C.
2021	SAM	35-14	Birmingham, Ala.
2022	SAM	38-3	Charleston, S.C.

The Citadel 11, Mercer 8, 1 tie

At CIT: CIT leads 5-4-1

At MER: CIT leads 4-2

At neutral sites: Series tied 2-2

Maurice Drayton vs. CIT: 0-0

Drew Cronin vs. CIT: 3-0

Last CIT win: 35-24 in 2019

Last MER win: 17-0 in 2022

Longest CIT streak: 3 (2014-16)

Longest MER streak: 3 (2020-22)

Last 10 meetings: Series tied 5-5

Current streak: MER has won three

Largest CIT win: 31-0 in 1925

Largest MER win: 34-7 in 2021

Year	Winner	Score	Site
1906	CIT	10-0	Charleston, S.C.
1908	CIT	10-0	Charleston, S.C.
1910	MER	21-0	Savannah, Ga.
1911	CIT	5-0	Savannah, Ga.
1913	Tie	7-7	Charleston, S.C.
1925	CIT	31-0	Augusta, Ga.
1926	CIT	12-7	Macon, Ga.
1927	MER	6-0	Charleston, S.C.
1928	MER	7-0	Savannah, Ga.
1929	CIT	21-13	Charleston, S.C.
1931	MER	26-0	Charleston, S.C.
2014	CIT	28-26	Macon, Ga.
2015	CIT	21-19	Charleston, S.C.
2016	CIT	24-23	Macon, Ga.
2017	MER	24-14	Charleston, S.C.
2018	CIT	38-31	Macon, Ga.
2019	CIT	35-24	Charleston, S.C.
2020-21	MER	42-28	Macon, Ga.
2021	MER	34-7	Charleston, S.C.
2022	MER	17-0	Macon, Ga.

The Citadel 44, Wofford 31, 1 tie

At CIT: CIT leads 29-14-1

At WOF: WOF leads 17-12

At neutral sites: CIT leads 3-0

Maurice Drayton vs. WOF: 0-0

Shawn Watson vs. CIT: 1-0

Last CIT win: 45-44 (OT) in 2021

Last WOF win: 31-16 in 2022

Longest CIT streak: 15 (1959-90)

Longest WOF streak: 16 (1999-14)

Last 10 meetings: WOF leads 6-4

Current streak: WOF has won one

Largest CIT win: 41-0 in 1936

Largest WOF win: 43-14 in 2011

Year	Winner	Score	Site
1916	CIT	37-0	Charleston, S.C.
1919	WOF	12-0	Spartanburg, S.C.
1920	CIT	19-0	Charleston, S.C.
1921	CIT	28-0	Charleston, S.C.
1923	CIT	9-0	Spartanburg, S.C.
1924	CIT	19-0	Charleston, S.C.
1926	CIT	6-0	Spartanburg, S.C.
1927	Tie	6-6	Charleston, S.C.
1928	WOF	9-7	Spartanburg, S.C.
1929	CIT	7-0	Spartanburg, S.C.
1930	CIT	7-6	Spartanburg, S.C.
1931	CIT	28-7	Charleston, S.C.
1932	CIT	13-0	Spartanburg, S.C.
1933	CIT	14-0	Charleston, S.C.



THE CITADEL OFFENSIVE LINEMAN BRYSON JONES

1934	CIT	18-7	Spartanburg, S.C.
1935	CIT	20-7	Charleston, S.C.
1936	CIT	41-0	Augusta, S.C.
1937	CIT	38-0	Spartanburg, S.C.
1938	CIT	27-0	Charleston, S.C.
1939	CIT	21-2	Wilmington, S.C.
1940	CIT	7-3	Orangeburg, S.C.
1941	CIT	42-7	Charleston, S.C.
1949	WOF	21-7	Spartanburg, S.C.
1954	CIT	14-13	Spartanburg, S.C.
1955	WOF	27-7	Spartanburg, S.C.
1956	WOF	23-19	Spartanburg, S.C.
1957	WOF	34-0	Spartanburg, S.C.
1958	WOF	18-6	Spartanburg, S.C.
1959	CIT	40-8	Spartanburg, S.C.
1967	CIT	17-7	Charleston, S.C.
1975	CIT	16-7	Charleston, S.C.
1977	CIT	7-0	Charleston, S.C.
1978	CIT	35-17	Charleston, S.C.
1979	CIT	49-30	Charleston, S.C.
1980	CIT	35-3	Charleston, S.C.
1981	CIT	24-14	Charleston, S.C.
1982	CIT	21-14	Charleston, S.C.
1984	CIT	23-16	Charleston, S.C.
1985	CIT	42-28	Charleston, S.C.
1986	CIT	20-6	Charleston, S.C.
1987	CIT	38-0	Charleston, S.C.
1989	CIT	42-21	Charleston, S.C.
1990	CIT	48-14	Charleston, S.C.
1991	WOF	15-12	Charleston, S.C.
1992	CIT	30-13	Charleston, S.C.
1993	WOF	20-6	Charleston, S.C.
1994	CIT	31-3	Charleston, S.C.
1995	CIT	27-10	Charleston, S.C.
1996	WOF	26-21	Charleston, S.C.
1997	CIT	7-3	Charleston, S.C.
1998	CIT	20-14	Spartanburg, S.C.
1999	WOF	47-16	Charleston, S.C.
2000	WOF	31-10	Spartanburg, S.C.
2001	WOF	13-0	Charleston, S.C.
2002	WOF	27-14	Spartanburg, S.C.
2003	WOF	42-16	Charleston, S.C.
2004	WOF	38-17	Spartanburg, S.C.
2005	WOF	28-10	Charleston, S.C.
2006	WOF	28-20	Spartanburg, S.C.
2007	WOF	28-7	Charleston, S.C.
2008	WOF	33-28	Spartanburg, S.C.
2009	WOF	43-17	Charleston, S.C.
2010	WOF	35-0	Spartanburg, S.C.
2011	WOF	43-14	Charleston, S.C.
2012	WOF	24-21	Spartanburg, S.C.
2013	WOF	21-10	Charleston, S.C.
2014	WOF	17-13	Spartanburg, S.C.
2015	CIT	39-12	Charleston, S.C.
2016	CIT	24-21 (OT)	Spartanburg, S.C.
2016*	WOF	17-3	Charleston, S.C.
2017	WOF	20-16	Charleston, S.C.
2018	WOF	28-21	Spartanburg, S.C.
2019	WOF	31-11	Charleston, S.C.
2020-21	CIT	28-24	Spartanburg, S.C.
2021	CIT	45-44 (OT)	Charleston, S.C.
2022	WOF	31-16	Spartanburg, S.C.

* NCAA Playoffs

ETSU 18, The Citadel 13

At CIT: Series tied 8-8

At ETSU: ETSU leads 10-5

Maurice Drayton vs. ETSU: 0-0

George Quarles vs. CIT: 0-1

Last CIT win: 20-27 in 2022

Last ETSU win: 48-21 in 2021

Longest CIT streak: 3 (1990-92)

Longest ETSU streak: 4 (1981-84; 1993-96)

Last 10 meetings: Series tied 5-5

Current streak: CIT has won one

Largest CIT win: 45-10 in 2016

Largest ETSU win: 45-0 in 1983

Year	Winner	Score	Site
1966	CIT	3-0	Charleston, S.C.
1981	ETSU	17-13	Johnson City, Tenn.
1982	ETSU	3-0	Charleston, S.C.
1983	ETSU	45-0	Johnson City, Tenn.
1984	ETSU	16-6	Charleston, S.C.
1985	CIT	28-21	Johnson City, Tenn.
1986	ETSU	35-9	Charleston, S.C.
1987	ETSU	24-21	Johnson City, Tenn.
1988	CIT	48-21	Charleston, S.C.
1989	ETSU	35-33	Johnson City, Tenn.
1990	CIT	35-15	Charleston, S.C.
1991	CIT	17-7	Johnson City, Tenn.
1992	CIT	28-7	Charleston, S.C.
1993	ETSU	20-17	Johnson City, Tenn.
1994	ETSU	56-34	Charleston, S.C.
1995	ETSU	21-13	Johnson City, Tenn.
1996	ETSU	41-20	Charleston, S.C.
1997	CIT	23-20 (OT)	Johnson City, Tenn.
1998	CIT	31-20	Charleston, S.C.
1999	ETSU	28-10	Johnson City, Tenn.
2000	ETSU	20-7	Charleston, S.C.
2001	ETSU	23-21	Johnson City, Tenn.
2002	CIT	26-7	Charleston, S.C.
2003	ETSU	16-13	Johnson City, Tenn.
2016	CIT	45-10	Charleston, S.C.
2017	CIT	31-25	Johnson City, Tenn.
2018	ETSU	26-23	Charleston, S.C.
2019	CIT	31-27	Johnson City, Tenn.
2020-21	ETSU	28-21	Charleston, S.C.
2021	ETSU	48-21	Johnson City, Tenn.
2022	CIT	20-17	Charleston, S.C.

#SoConFB



THE CITADEL YEAR-BY-YEAR

Year	Overall	SoCon	Place	Coach
1905	2 3 1			Sidney Smith
1906	3 0 0			Ralph Foster
1907	1 5 1			Ralph Foster
1908	4 1 1			Ralph Foster
1909	4 3 2			Sam Costen
1910	3 4 0			Sam Costen
1911	5 2 2			L.S. LeTellier
1912	3 4 0			L.S. LeTellier
1913	3 4 2			George Rogers
1914	2 5 0			George Rogers
1915	5 3 0			George Rogers
1916	6 1 1			Harry O'Brien
1917	3 3 0			Harry O'Brien
1918	0 2 1			Harry O'Brien
1919	4 4 1			George Rogers
1920	2 6 0			Harry O'Brien
1921	3 3 2			Harry O'Brien
1922	3 5 0			Carl Prause
1923	5 3 1			Carl Prause
1924	6 4 0			Carl Prause
1925	6 4 0			Carl Prause
1926	7 3 0			Carl Prause
1927	3 6 1			Carl Prause
1928	6 3 1			Carl Prause
1929	5 4 1			Carl Prause
1930	4 5 2			Johnny Floyd
1931	5 4 1			Johnny Floyd
1932	4 5 0			Tatum Gressette
1933	3 5 1			Tatum Gressette
1934	3 5 1			Tatum Gressette
1935	4 3 1			Tatum Gressette
1936	4 6 0	0 4 0	t-14th	Tatum Gressette
1937	7 4 0	2 3 0	t-8th	Tatum Gressette
1938	6 5 0	2 3 0	11th	Tatum Gressette
1939	3 8 0	0 4 0	15th	Tatum Gressette
1940	4 5 0	0 4 0	15th	John Rowland
1941	4 3 1	0 2 1	14th	John Rowland
1942	5 2 0	2 2 0	8th	John Rowland
1943-45	No team			
1946	3 5 0	1 5 0	15th	Quinn Decker
1947	3 5 0	1 4 0	t-13th	Quinn Decker
1948	2 7 0	0 5 0	16th	Quinn Decker
1949	4 5 0	2 2 0	t-7th	Quinn Decker
1950	4 6 0	2 3 0	11th	Quinn Decker
1951	4 6 0	1 3 0	14th	Quinn Decker
1952	3 5 1	1 3 1	13th	Quinn Decker
1953	2 7 0	1 3 0	9th	J.D. McMillan
1954	2 8 0	0 4 0	9th	J.D. McMillan
1955	5 4 0	2 2 0	6th	John Sauer
1956	3 5 1	1 3 0	8th	John Sauer
1957	5 4 1	4 2 0	3rd	Eddie Teague
1958	4 6 0	2 3 0	t-6th	Eddie Teague
1959	8 2 0	5 1 0	2nd	Eddie Teague
1960	8 2 1	4 2 0	t-2nd	Eddie Teague
1961	7 3 0	5 1 0	1st	Eddie Teague
1962	3 7 0	1 4 0	7th	Eddie Teague
1963	4 6 0	2 4 0	7th	Eddie Teague
1964	4 6 0	4 3 0	t-4th	Eddie Teague
1965	2 8 0	2 6 0	8th	Eddie Teague
1966	4 6 0	3 5 0	6th	Red Parker
1967	5 5 0	2 4 0	7th	Red Parker
1968	5 5 0	4 2 0	2nd	Red Parker
1969	7 3 0	4 2 0	3rd	Red Parker
1970	5 6 0	4 2 0	2nd	Red Parker
1971	8 3 0	4 2 0	3rd	Red Parker
1972	5 6 0	4 3 0	4th	Red Parker
1973	3 8 0	1 6 0	t-7th	Bobby Ross
1974	4 7 0	3 4 0	5th	Bobby Ross
1975	6 5 0	4 3 0	4th	Bobby Ross
1976	6 5 0	1 4 0	6th	Bobby Ross
1977	5 6 0	3 2 0	3rd	Bobby Ross
1978	5 6 0	2 3 0	5th	Art Baker
1979	6 5 0	4 2 0	3rd	Art Baker
1980	7 4 0	3 2 0	4th	Art Baker
1981	7 3 1	3 2 1	t-4th	Art Baker

Year	Overall	SoCon	Place	Coach
1982	5 6 0	3 4 0	t-4th	Art Baker
1983	3 8 0	1 6 0	t-7th	Tom Moore
1984	7 4 0	4 2 0	3rd	Tom Moore
1985	5 5 1	2 4 1	t-5th	Tom Moore
1986	3 8 0	0 6 0	t-8th	Tom Moore
1987	4 7 0	1 5 0	8th	Charlie Taaffe
1988	8 4 0	5 2 0	3rd	Charlie Taaffe
1989	5 5 1	1 5 1	8th	Charlie Taaffe
1990	7 5 0	4 3 0	t-4th	Charlie Taaffe
1991	7 4 0	5 2 0	t-2nd	Charlie Taaffe
1992	11 2 0	6 1 0	1st	Charlie Taaffe
1993	5 6 0	4 4 0	t-4th	Charlie Taaffe
1994	6 5 0	4 4 0	t-5th	Charlie Taaffe
1995	2 9 0	0 8 0	9th	Charlie Taaffe
1996	4 7 0	3 5 0	5th	Don Powers
1997	6 5 0	4 4 0	t-5th	Don Powers
1998	5 6 0	4 4 0	t-4th	Don Powers
1999	2 9 0	1 7 0	8th	Don Powers
2000	2 9 0	1 7 0	8th	Don Powers
2001	3 7 0	2 6 0	7th	Ellis Johnson
2002	3 9 0	1 7 0	9th	Ellis Johnson
2003	6 6 0	4 4 0	t-4th	Ellis Johnson
2004	3 7 0	2 5 0	t-5th	John Zernhelt
2005	4 7 0	2 5 0	7th	Kevin Higgins
2006	5 6 0	4 3 0	4th	Kevin Higgins
2007	7 4 0	4 3 0	t-3rd	Kevin Higgins
2008	4 8 0	2 6 0	7th	Kevin Higgins
2009	4 7 0	2 6 0	t-7th	Kevin Higgins
2010	3 8 0	1 7 0	t-8th	Kevin Higgins
2011	4 7 0	2 6 0	8th	Kevin Higgins
2012	7 4 0	5 3 0	t-4th	Kevin Higgins
2013	5 7 0	4 4 0	t-4th	Kevin Higgins
2014	5 7 0	3 4 0	5th	Mike Houston
2015	9 4 0	6 1 0	t-1st	Mike Houston
2016	10 2 0	8 0 0	1st	Brent Thompson
2017	5 6 0	3 5 0	t-6th	Brent Thompson
2018	5 6 0	4 4 0	t-5th	Brent Thompson
2019	6 6 0	4 4 0	t-4th	Brent Thompson
2020-21	2 10 0	2 6 0	7th	Brent Thompson
2021	4 7 0	3 5 0	t-7th	Brent Thompson
2022	4 7 0	3 5 0	t-6th	Brent Thompson
Total	523-591-32	220-315-5		

ALL-TIME CITADEL COACHES

Coach	Seasons	Years	W	L	T	Pct.
Sidney Smith	1905	1	2	3	1	.417
Ralph Foster	1906-08	3	8	6	2	.563
Sam Costen	1909-10	2	7	7	2	.500
L.S. LeTellier	1911-12	2	8	6	2	.563
George Rogers	1913-15, 1919	4	14	16	3	.470
Harry O'Brien	1916-18, 1920-21	5	14	15	4	.485
Carl Prause	1922-29	8	41	32	4	.558
Johnny Floyd	1930-31	2	9	9	3	.500
Tatum Gressette	1932-39	8	34	41	3	.455
John Rowland	1940-42	3	13	10	1	.563
Quinn Decker	1946-52	7	23	39	1	.373
J.D. McMillan	1953-54	2	4	15	0	.211
John Sauer	1955-56	2	8	9	1	.472
Eddie Teague	1957-65	9	45	44	2	.505
Red Parker	1966-72	7	39	34	0	.534
Bobby Ross	1973-77	5	24	31	0	.436
Art Baker	1978-82	5	30	24	1	.555
Tom Moore	1983-86	4	18	25	1	.420
Charlie Taaffe	1987-95	9	55	47	1	.539
Don Powers	1996-00	5	19	36	0	.345
Ellis Johnson	2001-03	3	12	22	0	.353
John Zernhelt	2004	1	3	7	0	.300
Kevin Higgins	2005-13	9	43	58	0	.426
Mike Houston	2014-15	2	14	11	0	.560
Brent Thompson	2016-22	7	36	44	0	.450
Maurice Drayton	2023-present					First season



JOHNSON HAGOOD STADIUM (11,332)

GEORGE QUARLES HEAD COACH



Alma mater (year): Furman (1989)
Hometown: Jefferson County, Tenn.
Career record (years): 3-8 (1)
School record (years): Same
SoCon record (years): 1-7 (1)
FCS Playoff appearances: 0

QUARLES'S YEAR-BY-YEAR RECORD

Year	School	SoCon	Overall
2022	ETSU	1-7	3-8
Career (1)		1-7 (.125)	3-8 (.273)

2023 COACHING STAFF

Billy Taylor Associate head coach/defensive coordinator
 Dylan Lewellyn Inside linebackers/special teams coordinator
 Price Partrick Quarterbacks/pass game coordinator
 Logan Marchi Tight ends/recruiting coordinator
 Dallas Dickey Wide receivers
 Dwight Evans Defensive line
 Kirk Garner Running backs
 Austin Gatewood Outside linebackers
 Chris Grimes Defensive backs
 Jay Guillermo Offensive line

2023 ROSTER

No.	Name	Pos.	Ht.	Wt.	Cl.	Hometown/Previous school	No.	Name	Pos.	Ht.	Wt.	Cl.	Hometown/Previous school
0	Cameron Lewis	WR	6-3	221	R-Sr.	Atlanta, Ga./Winston-Salem State	39	Isaiah "Ike" McConal	LB	6-4	210	Fr.	Cincinnati, Ohio/Withrow University HS
0	Stephen Scott	LB	5-11	232	Jr.	Greensboro, N.C./Page	40	Noah West	TE	6-3	241	R-Jr.	Louisa, Ky./Lawrence County
1	Baron May	QB	6-0	200	Jr.	New Philadelphia, Ohio/Eastern Michigan	41	Malachi Jim-Lawson	DL	6-3	223	Fr.	London, England/Lakeview Christian Academy
1	Di'Andre Davis	OLB	6-2	222	R-Jr.	Charlotte, N.C./Hough	42	Demetrius Williams	LB	5-9	159	R-Fr.	LaVergne, Tenn./LaVergne
2	Tyler Riddell	QB	6-0	183	R-Jr.	Tampa, Fla./Chamberlain	44	Jawan Martin	RB	5-9	229	R-Sr.	Decatur, Tenn./Meigs County
2	Tyree Rainey	DB	6-0	168	R-Fr.	Donalsonville, Ga./Seminole County	43	Paxton Corkery	LB	6-0	220	Jr.	Jefferson, Ga./Jefferson
3	Drew Gregg	QB	6-0	179	R-So.	Newport, Tenn./Carson-Newman	45	Nick Booton	OLB	6-1	202	Fr.	Hampstead, N.C./Topsail
3	Tyrin Brooks	LB	5-11	212	R-Jr.	Suitland, Md./Missouri State	47	Esteban Mendoza	P/K	6-0	231	Fr.	Erwin, Tenn./Unicoi County
4	Timothy "TD" Dorsey	QB	5-11	182	R-So.	Overland Park, Kan./Illinois State	48	Andrew Rollans	P/K	5-9	178	R-So.	Rocky Mount, N.C./Rocky Mount
4	Zach West	OLB	6-1	219	R-Jr.	Boone, N.C./Watauga	49	Trace Kelley	K	6-1	181	R-So.	Gallatin, Tenn./Gallatin
5	Zach Borisch	RB	6-2	200	R-Jr.	Kennewick, Wash./Idaho	51	Stephen Flores	OL	6-5	253	R-So.	Manassas, Va./Colgan
5	Sheldon Arnold II	DB	6-1	186	Jr.	Loganville, Ga./Loganville	52	Abdulmalik Sholanke	DL	6-1	241	R-Fr.	Seymour, Tenn./The Kings Academy
6	Einaj Carter	WR	5-8	166	Sr.	Poughkeepsie, N.Y./Savannah State	54	Bryson Horney	LB	5-10	236	Fr.	Hampstead, N.C./Topsail
6	Cameron Houston	DB	5-9	172	R-Fr.	Lafayette, Tenn./Macon County	55	Deven Brantley	DL	6-2	262	R-Jr.	Riverdale, Ga./Charles Drew
7	Bryson Iby	RB	6-0	205	Jr.	Douglasville, Ga./Alexander	57	Jacob Halfacre	OL	6-2	259	R-Fr.	Arden, N.C./Butler University
7	Jordan Hoskins	LB	5-10	203	R-So.	Detroit, Mich./Missouri State	58	Maddox Radcliffe	OL	6-0	283	Fr.	Rockville, Va./Patrick Henry
8	Torey Lambert	RB	5-10	190	Fr.	New Orleans, La./Brother Martin	59	Trevor Thompson	LB	5-11	219	R-So.	Vinton, Va./Bluefield
8	Josh Trice	DB	6-0	160	R-So.	Waverly Hall, Ga./Georgia Southern	63	Cole Morganstern	OL	6-3	289	R-So.	Elizabethton, Tenn./Elizabethton
9	Will Huzzie	WR	6-3	205	R-Sr.	Duluth, Ga./Duluth	64	Braxton Shipp	OL	6-3	288	R-So.	Concord, N.C./Northwest Cabarrus
9	Khalil Anderson	DB	5-10	185	R-So.	Atlanta, Ga./Pittsburgh	65	Miada Jones	OL	6-0	290	Fr.	Duluth, Ga./Norcross
10	Tommy Winton III	WR	5-10	197	R-Fr.	Knoxville, Tenn./Knoxville Catholic	66	Luke Smith	OL	6-1	288	Gr.	Lebanon, Tenn./App State
10	Mike Jenkins	DB	6-2	165	Fr.	Summerville, S.C./Summerville	67	Eli Mitchell	OL	6-0	288	R-So.	Alcoa, Tenn./Alcoa
11	Christian Mathis	WR	5-9	170	Fr.	Marietta, Ga./Marietta	68	Jackson Riley	OL	6-0	282	R-So.	Murfreesboro, Tenn./Oakland
11	Blake Howard	DE/LS	6-2	225	Fr.	Cincinnati, Ohio/Princeton	69	Peyton Ford	OL	6-2	293	R-Fr.	Gray, Tenn./Daniel Boone
12	Robert McNeal	DB	5-11	170	Fr.	Bowdon, Ga./Bowdon	71	Luke Slusher	OL	6-4	285	R-Fr.	Edgewood, Ky./Western Kentucky
12	Nate Brackett	P	6-4	206	R-So.	Rockwood, Tenn./Rockwood	72	Joshua Kimmons	OL	6-3	295	R-So.	Kennesaw, Ga./North Cobb
13	Haynes Eller	QB	6-5	215	Jr.	Ooltewah, Tenn./East Hamilton	73	Will Flowers	OL	6-2	288	R-So.	LaGrange, Ga./LaGrange
13	Reed Frederick	DB	6-0	207	R-So.	Knoxville, Tenn./Bearden	74	Jay Wade	OL	6-1	277	Fr.	Knoxville, Tenn./Webb School of Knox
14	Chris Hope	DB	6-0	203	Jr.	Madison, Ala./James Clemens	75	Zach Teter	OL	6-5	319	Gr.	Lakeland, Fla./Virginia
14	William Riddle	QB	6-0	184	R-Fr.	Chattanooga, Tenn./McCallie School	77	Jaiden Abbott-Miles	DL	6-0	356	R-So.	Johnson City, Tenn./Science Hill
15	Ewan Johnson	K	5-10	160	R-Fr.	Knoxville, Tenn./South Doyle	78	Chris Everhart	OL	6-3	304	R-Jr.	Greeneville, Tenn./Marshall
16	Rodricus Fitten	DL	6-1	248	Gr.	Atlanta, Ga./South Carolina	79	Nolan Wishon	OL	6-6	263	R-So.	Bristol, Tenn./Tennessee
17	Trey Foster	RB	5-11	195	Jr.	Knoxville, Tenn./Austin-East	81	Tim Stayskal	TE	6-4	228	R-Jr.	Nolensville, Tenn./Nolensville
19	Xavier Gaillardetz	WR	6-0	205	R-Fr.	Chattanooga, Tenn./McCallie School	84	Jaylen Frierson	TE	6-0	248	R-Jr.	Franklin, Tenn./Battle Ground Academy
20	Amir Dendy	RB	6-0	186	R-Fr.	Anderson, S.C./Westside	85	Nolan Caballero	WR	6-0	175	Sr.	Navarre, Fla./Charleston Southern
20	Gabe Wescott	DB	6-1	191	R-Jr.	Greenwood, Del./Gannon University	87	Adriel Clark	WR	6-4	189	R-So.	Suwanee, Ga./Rabun County
21	Ray Coney	LB	6-3	220	Fr.	Fairfield, Ohio/Fairfield	89	Holden Cassell	WR	5-10	180	R-Fr.	Independence, Va./Grayson County
23	Jayvon Henderson	DB	5-10	179	R-Fr.	Auburn, Ga./Mill Creek	90	Isaiah McGaha	DE	6-3	232	R-Fr.	Knoxville, Tenn./Knoxville Central
24	Ton'Quez Ball	DB	5-10	205	R-Jr.	Knoxville, Tenn./Tulane	91	Brenden LeBlanc	DL	6-0	245	Fr.	Marrero, La./Brother Martin
25	Cole Horne	DB	5-11	195	Fr.	Boone N.C./Watauga	93	Max Evans	DL	6-3	261	R-Jr.	Middletown, Ohio/Madison
28	Carlton Horne	DB	5-11	192	Fr.	Boone N.C./Watauga	94	Broadus Brown Jr.	DL	5-11	276	Jr.	Island Park, N.Y./Howard
29	Elijah Taylor	LB	6-2	215	Fr.	Gadsden, Ala./Gadsden City	95	Jaylen George	DL	6-2	245	R-Fr.	Suwanee, Ga./Collins Hill
30	Malik Hall	OLB	6-2	234	R-So.	Alcoa, Tenn./Cumberland University	96	Tyreek Ward	DL	6-3	235	So.	Tullahoma, Tenn./Mount Marty Univ.
31	Adrian Johnson	RB	6-0	230	R-So.	Hendersonville, Tenn./Beech	98	Rick Woolems	DL	6-1	254	Fr.	Cincinnati, Ohio/Withrow University HS
32	Cameron Garnett	LB	6-1	228	R-So.	Harlem, Ga./Harlem	99	Mustafi Al-garawi	DL	6-3	308	R-So.	Pigeon Forge, Tenn./Pigeon Forge
33	Dre Delinois	LB	6-1	215	Fr.	Chattanooga, Tenn./McCallie		Braxton Wilson	DL	6-1	290	Fr.	Fayetteville, Tenn./Fayetteville
35	Clayton Ivester	TE	6-1	235	R-So.	Bluff City, Tenn./Sullivan East							
36	Cannon Lusby	LS	5-9	200	R-Fr.	Powell, Tenn./Powell							
37	Ryan Phillips	LS	6-1	182	So.	Gallatin, Tenn./Gallatin							
38	Gade Fleeman	LB	5-10	204	R-Fr.	Johnson City, Tenn./Science Hill							

#SoConFB

2023 SCHEDULE

Sept. 2 (2 p.m.)
at Jacksonville State



Oct. 21 (1:30 p.m.)
at Chattanooga*



Sept. 9 (5:30 p.m.)
Carson-Newman



Oct. 28 (2 p.m.)
at Furman*



Sept. 16 (7 p.m.)
at Austin Peay



Nov. 4 (1 p.m.)
VMI*



Sept. 30 (1 p.m.)
at Samford*



Nov. 11 (1 p.m.)
at Western Carolina*



Oct. 7 (3:30 p.m.)
Mercer*



Nov. 18 (1 p.m.)
The Citadel*



Oct. 14 (3:30 p.m.)
Wofford*



* Southern Conference game

ETSU BUCS

Basic information

Location: Johnson City, Tenn.
 Founded: 1911
 Enrollment: 13,738
 Nickname: Buccaneers (Bucs)
 Colors: Navy Blue and Old Gold
 President: Dr. Brian Noland
 Director of athletics: Dr. Richard Sander
 Stadium: William B. Greene, Jr. Stadium
 Capacity: 7,694

Media relations

Football contact: Kevin Brown
 Email: brownk@etsu.edu
 Office: 423-439-4220
 Cell: 423-747-3877
 Press box phone: 423-747-3877
 Website: ETSUBucs.com

Team information

2022 record: 3-8
 SoCon record: 1-7 (8th)
 Home: 1-4
 Away: 2-4
 Lettermen returning/lost: 33/23
 Off. Starters returning/lost: 5/6
 Def. Starters returning/lost: 3/8
 Specialists returning/lost: 4/2
 Basic offense: Multiple
 Basic defense: 3-4



Kevin Brown
Football SID

SoCon titles (2)

2018, 2021

FCS Playoff appearances (3)

1996, 2018, 2021



**ETSU WIDE RECEIVER
WILL HUZZIE**



ETSU DEFENSIVE LINEMAN MAX EVANS



2022 INDIVIDUAL STATISTICS

2022 TEAM STATISTICS

TEAM STATISTICS ETSU OPP SCORING 323 336 Points Per Game 29.4 30.5 Points Off Turnovers 47 37 FIRST DOWNS 206 256 Rushing 97 89 Passing 90 145 Penalty 19 22 RUSHING YARDAGE 1864 1538 Yards gained rushing 2097 1824 Yards lost rushing 233 286 Rushing Attempts 394 387 Average Per Rush 4.7 4.0 Average Per Game 169.5 139.8 TDs Rushing 20 14 PASSING YARDAGE 2109 2981 Comp-Att-Int 168-321-15 263-420-12 Average Per Pass 6.6 7.1 Average Per Catch 12.6 11.3 Average Per Game 191.7 271.0 TDs Passing 15 26 TOTAL OFFENSE 3973 4519 Total Plays 715 807 Average Per Play 5.6 5.6 Average Per Game 361.2 410.8 KICK RETURNS: #-Yards 37-719 25-531 PUNT RETURNS: #-Yards 12-266 12-83 INT RETURNS: #-Yards 12-174 15-205 KICK RETURN AVERAGE 19.4 21.2 PUNT RETURN AVERAGE 22.2 6.9 INT RETURN AVERAGE 14.5 13.7 FUMBLES-LOST 12-3 10-8 PENALTIES-Yards 63-586 60-486 Average Per Game 53.3 44.2 PUNTS-Yards 48-1950 52-1968 Average Per Punt 40.6 37.8 Net punt average 37.6 30.8 KICKOFFS-Yards 65-3945 64-3411 Average Per Kick 60.7 53.3 Net kick average 43.7 36.2 TIME OF POSSESSION/Game 29:49 30:11 3RD-DOWN Conversions 43/141 64/157 3rd-Down Pct 30% 41% 4TH-DOWN Conversions 7/16 10/17 4th-Down Pct 44% 59% SACKS BY-Yards 19-116 23-161 MISC YARDS 0 -2 TOUCHDOWNS SCORED 39 42 FIELD GOALS-ATTEMPTS 17-23 14-18 ON-SIDE KICKS 0-1 0-0 RED-ZONE SCORES (27-34) 79% (35-41) 85% RED-ZONE TOUCHDOWNS (17-34) 50% (28-41) 68% PAT-ATTEMPTS (38-39) 97% (42-42) 100% ATTENDANCE 47355 82494 Games/Avg Per Game 5/9471 6/13749

SCORE BY QUARTERS

1st 2nd 3rd 4th Total ETSU 88 117 57 61 323 Opponents 65 89 76 106 336

RUSHING GP Att Gain Loss Net Avg TD Long Avg/G Jacob Saylor 11 225 1355 48 1307 5.8 15 56 118.8 Bryson Irby 9 35 158 3 155 4.4 2 36 17.2 Baron May 6 22 122 10 112 5.1 1 19 18.7 Amir Dendy 4 15 68 0 68 4.5 0 12 17.0 Adrian Johnson 5 14 54 1 53 3.8 0 9 10.6 Einaj Carter 10 3 47 1 46 15.3 1 46 4.6 Jawan Martin 10 9 41 0 41 4.6 1 13 4.1 Tyler Riddell 11 50 201 161 40 0.8 0 27 3.6 Trey Foster 3 14 37 3 34 2.4 0 6 11.3 Will Huzzie 11 1 9 0 9 9.0 0 9 0.8 Brock Landis 1 1 4 0 4 4.0 0 4 4.0 Mac McCovery 1 1 1 0 1 1.0 0 1 1.0 TEAM 10 4 0 6 -6 -1.5 0 0 -0.6 Total..... 11 394 2097 233 1864 4.7 20 56 169.5 Opponents..... 11 387 1824 286 1538 4.0 14 53 139.8

PASSING GP Effic Cmp-Att-Int Pct Yards TD Long Avg/G Tyler Riddell 11 122.69 151-279-11 54.1 1950 15 75 177.3 Baron May 6 41.56 10-30-2 33.3 77 0 29 12.8 Brock Landis 1 45.15 4-8-2 50.0 43 0 17 43.0 Isaiah Wilson 11 280.60 2-2-0 100.0 43 0 31 3.9 Noah West 11 66.40 1-1-0 100.0 -4 0 0 -0.4 TEAM 10 0.00 0-1-0 0.0 0 0 0 0.0 Total..... 11 113.60 168-321-15 52.3 2109 15 75 191.7 Opponents..... 11 136.95 263-420-12 62.6 2981 26 65 271.0

RECEIVING G No. Yds Avg TD Lg Avg/G Will Huzzie 11 42 541 12.9 6 40 49.2 Isaiah Wilson 11 31 403 13.0 2 59 36.6 Einaj Carter 10 30 436 14.5 4 75 43.6 Jacob Saylor 11 21 162 7.7 1 46 14.7 Noah West 11 10 128 12.8 1 34 11.6 Cam Lewis 8 9 141 15.7 0 25 17.6 Quinn Caballero 10 8 130 16.2 1 51 13.0 Jaylen Frierson 11 5 58 11.6 0 29 5.3 Bryson Irby 9 4 27 6.8 0 11 3.0 Solomon Dunn 8 3 46 15.3 0 19 5.8 Jawan Martin 10 2 25 12.5 0 16 2.5 Tyler Riddell 11 1 12 12.0 0 12 1.1 Butler, D.J. 1 1 4 4.0 0 4 4.0 Ton'Quez Ball 11 1 -4 -4.0 0 0 -0.4 Total..... 11 168 2109 12.6 15 75 191.7 Opponents..... 11 263 2981 11.3 26 65 271.0

Mike Price 10 23 20 43 4.5-10 . Ja'Varius Harrison 11 28 13 41 4.5-15 2.5-10 Stephen Scott 6 19 21 40 2.5-5 . Quinn Smith 11 29 9 38 1.0-2 . Di'Andre Davis 11 25 12 37 4.5-27 1.0-9 Total..... 11 448 334 782 57-223 19-116 Opponents..... 11 356 381 737 64.0-253 23-161

PUNT RETURNS No. Yards Avg TD Long Alijah Huzzie 9 138 15.3 0 62 Ja'Varius Harrison 1 20 20.0 0 0 Jawan Martin 1 27 27.0 0 0 Erik Campbell 1 66 66.0 1 29 Harold O'Neal 0 15 0.0 1 15 Total..... 12 266 22.2 2 62 Opponents..... 12 83 6.9 0 50

SCORING TD FGs Kick Rush Rcv Pass DXP Saf Pts Jacob Saylor 16 0-0 0-0 0-0 0-0 0 0 96 Tyler Keltner 0 17-23 38-38 0-0 0-0 0 0 89 Will Huzzie 6 0-0 0-0 0-0 0-0 0 0 36 Einaj Carter 5 0-0 0-0 0-0 0-0 0 0 30 Bryson Irby 2 0-0 0-0 0-0 0-0 0 0 12 Isaiah Wilson 2 0-0 0-0 0-0 0-0 0 0 12 Noah West 1 0-0 0-0 0-0 0-0 0 0 6 Harold O'Neal 1 0-0 0-0 0-0 0-0 0 0 6 Jawan Martin 1 0-0 0-0 0-0 0-0 0 0 6 Baron May 1 0-0 0-0 0-0 0-0 0 0 6 Rodney Wright 1 0-0 0-0 0-0 0-0 0 0 6 Erik Campbell 1 0-0 0-0 0-0 0-0 0 0 6 Alijah Huzzie 1 0-0 0-0 0-0 0-0 0 0 6 Quinn Caballero 1 0-0 0-0 0-0 0-0 0 0 6 TEAM 0 0-0 0-1 0-0 0-0 0 0 0 Total..... 39 17-23 38-39 0-0 0-0 0 0 323 Opponents..... 42 14-18 42-42 0-0 0-0 0 0 336

INTERCEPTIONS No. Yards Avg TD Long Alijah Huzzie 6 100 16.7 1 40 Shelon Arnold II 2 46 23.0 0 46 Erik Campbell 1 0 0.0 0 0 Quinn Smith 1 0 0.0 0 0 Chris Hope 1 0 0.0 0 0 Mike Price 1 28 28.0 0 28 Total..... 12 174 14.5 1 46 Opponents..... 15 205 13.7 2 82

TOTAL OFFENSE GP Plays Rush Pass Total Avg/G Tyler Riddell 11 329 40 1950 1990 180.9 Jacob Saylor 11 225 1307 0 1307 118.8 Baron May 6 52 112 77 189 31.5 Bryson Irby 9 35 155 0 155 17.2 Amir Dendy 4 15 68 0 68 17.0 Adrian Johnson 5 14 53 0 53 10.6 Brock Landis 1 9 4 43 47 47.0 Einaj Carter 10 3 46 0 46 4.6 Isaiah Wilson 11 2 0 43 43 3.9 Jawan Martin 10 9 41 0 41 4.1 Trey Foster 3 14 34 0 34 11.3 Will Huzzie 11 1 9 0 9 0.8 Mac McCovery 1 1 1 0 1 1.0 Noah West 11 1 0 -4 -4 -0.4 TEAM 10 5 -6 0 -6 -0.6 Total..... 11 715 1864 2109 3973 361.2 Opponents..... 11 807 1538 2981 4519 410.8

KICK RETURNS No. Yards Avg TD Long Ton'Quez Ball 12 225 18.8 0 34 Jacob Saylor 10 232 23.2 0 58 Jawan Martin 5 40 8.0 0 12 Jaylen Frierson 4 133 33.2 0 72 Bryson Irby 2 30 15.0 0 16 Einaj Carter 2 43 21.5 0 30 Cameron Garnett 1 9 9.0 0 9 Adrian Johnson 1 7 7.0 0 7 Total..... 37 719 19.4 0 72 Opponents..... 25 531 21.2 0 52

PUNTING No. Yds Avg Long TB FC I20 50+ Blkd Trace Kelley 48 1950 40.6 66 3 16 15 7 0 Total..... 48 1950 40.6 66 3 16 15 7 0 Opponents..... 52 1968 37.8 64 5 22 15 9 3

TACKLES GP Solo Ast Total TFL/Yds Sacks/Yds Chandler Martin 10 42 57 99 9.5-36 3.5-24 Erik Campbell 11 34 27 61 1.5-3 . Alijah Huzzie 11 43 16 59 2.5-8 . Shelon Arnold II 11 39 14 53 2.0-6 . Chris Hope 11 34 14 48 2.0-7 .

KICKOFFS No. Yds Avg TB OB Retn Net YdLn Tyler Keltner 65 3945 60.7 23 4 531 43.7 21 Total..... 65 3945 60.7 23 4 531 43.7 21 Opponents..... 64 3411 53.3 15 0 719 36.2 28

ALL PURPOSE GP Rush Rcv PR KR IR Total Avg/G Jacob Saylor 11 1307 162 0 232 0 1701 154.6 Will Huzzie 11 9 541 0 0 0 550 50.0 Einaj Carter 10 46 436 0 43 0 525 52.5 Isaiah Wilson 11 0 403 0 0 0 403 36.6 Alijah Huzzie 11 0 0 138 0 100 238 21.6 Total..... 11 1864 2109 266 719 174 5132 466.5 Opponents..... 11 1538 2981 83 531 205 5338 485.3

FIELD GOALS Made-Att Pct 01-19 20-29 30-39 40-49 50-99 Long Blkd Tyler Keltner 17-23 73.9 0-0 4-4 6-7 7-9 0-3 49 0

#SoConFB



2022 RESULTS (3-8, 1-7 SOCON; 8TH)

Date	Opponent	W/L	Score	Attendance
Sept. 1	MARS HILL	W	44-7	9,701
Sept. 10	at The Citadel*	L	17-20	8,573
Sept. 17	FURMAN*	L	14-27	9,836
Sept. 24	at Robert Morris	W	45-3	2,629
Oct. 1	#10 CHATTANOOGA*	L	16-24	10,247
Oct. 8	at VMI*	W	44-21	6,324
Oct. 15	at Mercer*	L	33-55	10,002
Oct. 22	#15 SAMFORD*	L	45-55	10,327
Oct. 29	at Wofford*	L	41-48	5,849
Nov. 12	WESTERN CAROLINA*	L	17-20	7,244
Nov. 19	at Mississippi State	L	7-56	49,117

* Southern Conference game

2022 TEAM GAME-BY-GAME

Date	Opponent	Rushing				Receiving				Passing				Kick returns				Punt returns				Total off			
		No.	Yds	TD	Lg	No.	Yds	TD	Lg	Cmp	Att	Int	Yds	TD	Lg	No	Yds	TD	Lg	No	Yds		TD	Lg	
Sept. 1	MARS HILL	36	107	2	40	14	197	3	30	14	26	1	197	3	30	2	50	0	38	3	68	0	62	304	
Sept. 10	at The Citadel	27	183	1	56	13	168	1	46	13	24	1	168	1	46	3	62	0	34	0	0	0	0	62	351
Sept. 17	FURMAN	29	80	0	21	22	272	2	75	22	44	3	272	2	75	1	12	0	12	2	2	0	2	352	
Sept. 24	at Robert Morris	45	290	4	44	11	157	1	56	11	20	2	157	1	56	1	4	0	4	1	52	1	15	447	
Oct. 1	CHATTANOOGA	34	144	1	36	8	90	0	23	8	22	0	90	0	23	2	16	0	13	0	0	0	0	234	
Oct. 8	at VMI	46	242	3	48	16	179	1	32	16	25	0	179	1	32	2	50	0	30	0	0	0	0	421	
Oct. 15	at Mercer	30	86	2	16	25	230	1	37	25	45	3	230	1	37	9	149	0	72	3	74	0	43	316	
Oct. 22	SAMFORD	32	93	1	21	26	420	5	51	26	44	1	420	5	51	3	68	0	29	0	0	0	0	513	
Oct. 29	at Wofford	32	325	4	46	16	237	1	59	16	30	1	237	1	59	8	190	0	58	0	0	0	0	562	
Nov. 12	WESTERN CAROLINA	43	203	2	21	11	116	0	55	11	23	0	116	0	55	0	0	0	0	1	2	0	2	319	
Nov. 19	at Mississippi St.	40	111	0	11	6	43	0	18	6	18	3	43	0	18	6	118	0	26	2	68	1	29	154	
	Totals	394	1864	20	56	168	2109	15	75	168	321	15	168	321	15	75	37	719	0	72	12	266	2	62	3973
	Opponent	387	1538	14	53	263	2981	26	65	263	420	12	2981	26	65	25	531	0	52	12	83	0	50	4519	

Games: 11
 Avg/rush: 4.7
 Avg/catch: 12.6
 Pass effic: 113.60
 KR avg: 19.4
 PR avg: 22.2
 All purpose avg/game: 466.5
 Total offense avg/gm: 361.2

Date	Opponent	Tackles			TFL-Yds	Sacks No-Yds	Fumble		Pass defense			Blkd Kick	PAT attempts			Saf	Pts
		Solo	Ast	Total			FF	FR-Yds	Int-Yds	QBH	Brk		Att-Mad	Run	Rcv		
Sept. 1	MARS HILL	28	22	50	4.0-22	3.0-19	0	1-1	2-66	8	8	0	6-5	0	0	0	14
Sept. 10	at The Citadel	33	66	99	4.0-12	0.0-0	0	0-0	0-0	0	1	0	2-2	0	0	0	17
Sept. 17	FURMAN	42	28	70	5.0-11	1.0-5	2	1-0	0-0	2	10	0	2-2	0	0	0	14
Sept. 24	at Robert Morris	40	18	58	9.0-39	4.0-21	2	1-0	2-68	1	7	1	6-6	0	0	0	45
Oct. 1	CHATTANOOGA	42	32	74	7.0-15	3.0-11	1	2-0	1-0	1	8	1	1-1	0	0	0	16
Oct. 8	at VMI	41	40	81	6.0-24	2.0-16	1	1-86	3-40	0	6	0	5-5	0	0	0	44
Oct. 15	at Mercer	39	24	63	5.0-16	0.0-0	0	1-0	1-0	1	4	1	3-3	0	0	0	33
Oct. 22	SAMFORD	67	20	87	6.0-22	3.0-14	0	0-0	0-0	0	1	0	6-6	0	0	0	45
Oct. 29	at Wofford	42	36	78	3.0-15	1.0-9	0	0-0	0-0	4	2	0	5-5	0	0	0	41
Nov. 12	WESTERN CAROLINA	40	16	56	5.0-16	0.0-0	1	1-0	2-0	3	6	0	2-2	0	0	0	17
Nov. 19	at Mississippi St.	34	32	66	3.0-31	2.0-30	0	0-0	1-0	2	3	1	1-1	0	0	0	7
	Totals	448	334	782	57.0-223	19.0-125	7	8-87	12-174	22	56	4	39-38	0	0	0	323
	Opponent	356	381	737	64.0-253	23.0-161	9	3-0	15-205	26	47	0	42-42	0	0	0	336

Date	Opponent	Punting							Field goals				Kickoffs					
		No	Yds	Avg	Long	Blkd	TB	FC	50+	120	Att-Made	Lg	Blkd	No	Yds	Avg	TB	OB
Sept. 1	MARS HILL	5	229	45.8	52	0	1	1	2	2	3-1	44	0	8	370	46.2	2	0
Sept. 10	at The Citadel	4	157	39.2	56	0	1	1	2	1-1	28	0	4	249	62.2	1	0	
Sept. 17	FURMAN	6	235	39.2	45	0	0	3	0	1	1-0	0	3	192	64.0	2	0	
Sept. 24	at Robert Morris	3	112	37.3	39	0	0	2	0	1	1-1	23	0	8	508	63.5	4	0
Oct. 1	CHATTANOOGA	7	293	41.9	52	0	0	1	1	0	4-3	33	0	5	325	65.0	4	0
Oct. 8	at VMI	2	87	43.5	44	0	0	0	0	0	3-3	48	0	9	553	61.4	3	0
Oct. 15	at Mercer	4	201	50.2	66	0	1	2	2	5-4	49	0	7	440	62.9	2	2	
Oct. 22	SAMFORD	3	139	46.3	51	0	0	1	2	1-1	45	0	7	437	62.4	2	1	
Oct. 29	at Wofford	4	149	37.2	45	0	0	2	0	1	2-2	47	0	8	495	61.9	1	1
Nov. 12	WESTERN CAROLINA	4	158	39.5	44	0	0	3	0	3	1-1	31	0	4	259	64.8	2	0
Nov. 19	at Mississippi St.	6	190	31.7	49	0	0	2	0	1	1-0	0	0	2	117	58.5	0	0
	Totals	48	1950	40.6	66	0	3	16	7	15	23-17	49	0	65	3945	60.7	23	4
	Opponent	52	1968	37.8	64	3	5	22	9	15	18-14	44	1	64	3411	53.3	15	0



ETSU VS. 2023 OPPONENTS

Jacksonville State 2, ETSU 1

At ETSU: 1-0

At JSU: JSU leads 2-0

George Quarles vs. JSU: 0-0

Rich Rodriguez vs. ETSU: 0-0

Last ETSU win: 20-14 in 1960

Last JSU win: 34-27 in 2018

Longest ETSU streak: 1 (1960)

Longest JSU streak: 1 (1959; 2018)

Last 10 meetings: JSU leads 2-1

Current streak: JSU has won one

Largest ETSU win: 20-14 in 1960

Largest JSU win: 13-0 in 1959

Year	Winner	Score	Site
1959	JSU	13-0	Jacksonville, Ala.
1960	ETSU	20-14	Johnson City, Tenn.
2018*	JSU	34-27	Jacksonville, Ala.

* NCAA Playoffs

Carson-Newman 20, ETSU 10, 1 tie

At CNU: CNU leads 5-1

At ETSU: Series tied 4-4-1

At unknown location: CNU leads 11-5

Mike Clowney vs. ETSU: 0-0

George Quarles vs. CNU: 0-0

Last CNU win: 17-7 in 1974

Last ETSU win: 22-13 in 1955

Longest CNU streak: 7 (1920-33)

Longest ETSU streak: 5 (1951-55)

Last 10 meetings: Series tied 5-5

Current streak: CNU has won four

Largest CNU win: 74-0 in 1926

Largest ETSU win: 33-2 in 1951

Year	Winner	Score	Site
1920	CNU	55-0	Unknown
1921	CNU	46-0	Unknown
1926	CNU	74-0	Johnson City, Tenn.
1927	CNU	15-0	Unknown
1929	CNU	25-0	Jefferson City, Tenn.
1930	CNU	38-0	Johnson City, Tenn.
1933	CNU	20-7	Jefferson City, Tenn.
1934	Tie	6-6	Johnson City, Tenn.
1935	CNU	12-0	Jefferson City, Tenn.
1936	ETSU	2-0	Johnson City, Tenn.
1937	CNU	13-0	Unknown
1938	ETSU	12-6	Unknown
1939	CNU	12-0	Unknown
1940	CNU	16-6	Unknown
1940	CNU	12-0	Unknown
1941	CNU	7-0	Unknown
1941	CNU	18-0	Unknown
1946	ETSU	6-0	Unknown
1947	CNU	38-6	Unknown
1948	ETSU	7-6	Unknown
1949	ETSU	13-12	Unknown
1950	CNU	25-6	Unknown
1951	ETSU	33-2	Johnson City, Tenn.
1952	ETSU	14-7	Unknown
1953	ETSU	25-0	Johnson City, Tenn.
1954	ETSU	20-13	Jefferson City, Tenn.
1955	ETSU	22-13	Johnson City, Tenn.
1971	CNU	17-10	Johnson City, Tenn.
1972	CNU	52-29	Jefferson City, Tenn.
1973	CNU	26-23	Johnson City, Tenn.
1974	CNU	17-7	Jefferson City, Tenn.

ETSU 15, Austin Peay 12, 2 ties

At APSU: APSU leads 8-7-1

At ETSU: ETSU leads 8-4-1

Scotty Walden vs. ETSU: 0-0

George Quarles vs. APSU: 0-0

Last APSU win: 14-7 in 1978

Last ETSU win: 20-14 in 2019

Longest APSU streak: 4 (1975-78)

Longest ETSU streak: 5 (1959-63)

Last 10 meetings: APSU leads 6-3-1

Current streak: ETSU has won one

Largest APSU win: 37-21 in 1975

Largest ETSU win: 37-0 in 1967

Year	Winner	Score	Site
1951	ETSU	13-12	Johnson City, Tenn.
1952	Tie	6-6	Clarksville, Tenn.
1953	APSU	21-13	Johnson City, Tenn.

1954	ETSU	28-7	Clarksville, Tenn.
1955	ETSU	6-0	Johnson City, Tenn.
1956	APSU	13-7	Clarksville, Tenn.
1957	ETSU	13-7	Johnson City, Tenn.
1958	APSU	25-19	Clarksville, Tenn.
1959	ETSU	44-14	Clarksville, Tenn.
1960	ETSU	25-13	Clarksville, Tenn.
1961	ETSU	21-14	Johnson City, Tenn.
1962	ETSU	23-0	Clarksville, Tenn.
1963	ETSU	8-7	Johnson City, Tenn.
1964	APSU	27-20	Clarksville, Tenn.
1965	APSU	21-7	Johnson City, Tenn.
1966	APSU	22-14	Clarksville, Tenn.
1967	ETSU	37-0	Clarksville, Tenn.
1968	ETSU	17-8	Johnson City, Tenn.
1969	ETSU	14-12	Clarksville, Tenn.
1970	ETSU	45-14	Clarksville, Tenn.
1971	APSU	28-24	Clarksville, Tenn.
1972	ETSU	20-16	Johnson City, Tenn.
1973	APSU	28-13	Clarksville, Tenn.
1974	Tie	13-13	Johnson City, Tenn.
1975	APSU	37-21	Clarksville, Tenn.
1976	APSU	17-6	Johnson City, Tenn.
1977	APSU	24-10	Clarksville, Tenn.
1978	APSU	14-7	Johnson City, Tenn.
2019	ETSU	20-14	Johnson City, Tenn.

Samford 7, ETSU 3

At ETSU: SAM leads 4-2

At SAM: SAM leads 3-1

George Quarles vs. SAM: 0-1

Chris Hatcher vs. ETSU: 4-3

Last ETSU win: 55-48 (OT) in 2021

Last SAM win: 55-45 in 2022

Longest ETSU streak: 2 (2020-21)

Longest SAM streak: 3 (1989-91; 2017-19)

Last 10 meetings: SAM leads 7-3

Current streak: SAM has won one

Largest ETSU win: 24-17 in 2020-21; 55-48 (OT) in 2021

Largest SAM win: 42-7 in 2017

Year	Winner	Score	Site
1989	SAM	38-23	Birmingham, Ala.
1990	SAM	17-13	Johnson City, Tenn.
1991	SAM	31-6	Johnson City, Tenn.
2016	ETSU	15-14	Johnson City, Tenn.
2017	SAM	42-7	Birmingham, Ala.
2018	SAM	38-27	Johnson City, Tenn.
2019	SAM	24-17	Birmingham, Ala.
2020-21	ETSU	24-17	Johnson City, Tenn.
2021	ETSU	55-48 (OT)	Birmingham, Ala.
2022	SAM	55-45	Johnson City, Tenn.

ETSU 4, Mercer 4

At ETSU: ETSU leads 3-0

At MER: MER leads 4-1

George Quarles vs. MER: 0-1

Drew Cronic vs. ETSU: 2-1

Last ETSU win: 38-35 in 2021

Last MER win: 55-33 in 2022

Longest ETSU streak: 3 (2017-19)

Longest MER streak: 2 (2015-16)

Last 10 meetings: Series tied 4-4

Current streak: MER has won one

Largest ETSU win: 38-33 in 2019

Largest MER win: 52-0 in 2015

Year	Winner	Score	Site
2015	MER	52-0	Macon, Ga.
2016	MER	21-13	Macon, Ga.
2017	ETSU	26-23 (OT)	Johnson City, Tenn.
2018	ETSU	21-18	Macon, Ga.
2019	ETSU	38-33	Johnson City, Tenn.
2020-21	MER	21-13	Macon, Ga.
2021	ETSU	38-35	Johnson City, Tenn.
2022	MER	55-33	Macon, Ga.

Wofford 16, ETSU 14

At ETSU: Series tied 8-8

At WOF: WOF leads 8-6

George Quarles vs. WOF: 0-1

Shawn Watson vs. ETSU: 1-0



ETSU DEFENSIVE BACK CHRIS HOPE

#SoConFB

ETSU VS. 2023 OPPONENTS

Last ETSU win: 27-21 in 2021
Last WOF win: 48-41 in 2022
Longest ETSU streak: 5 (1962-66)
Longest WOF streak: 9 (1999-19)
Last 10 meetings: WOF leads 9-1
Current streak: WOF has won one
Largest ETSU win: 52-3 in 1986
Largest WOF win: 31-0 in 2016

Year	Winner	Score	Site
1957	WOF	18-13	Johnson City, Tenn.
1958	ETSU	24-20	Spartanburg, S.C.
1959	ETSU	18-8	Johnson City, Tenn.
1960	WOF	21-13	Spartanburg, S.C.
1961	WOF	33-26	Spartanburg, S.C.
1962	ETSU	29-4	Johnson City, Tenn.
1963	ETSU	32-20	Spartanburg, S.C.
1964	ETSU	14-0	Johnson City, Tenn.
1965	ETSU	20-6	Spartanburg, S.C.
1966	ETSU	42-6	Johnson City, Tenn.
1980	WOF	16-9	Johnson City, Tenn.
1981	ETSU	34-8	Spartanburg, S.C.
1982	WOF	34-20	Johnson City, Tenn.
1986	ETSU	52-3	Johnson City, Tenn.
1987	ETSU	10-6	Spartanburg, S.C.
1988	ETSU	21-7	Johnson City, Tenn.
1990	WOF	64-46	Johnson City, Tenn.
1997	ETSU	31-28	Spartanburg, S.C.
1998	ETSU	45-24	Johnson City, Tenn.
1999	WOF	38-14	Spartanburg, S.C.
2000	WOF	35-31	Johnson City, Tenn.
2001	WOF	24-3	Spartanburg, S.C.
2002	WOF	39-10	Johnson City, Tenn.
2003	WOF	28-14	Spartanburg, S.C.
2016	WOF	31-0	Spartanburg, S.C.
2017	WOF	31-24	Johnson City, Tenn.
2018	WOF	30-17	Spartanburg, S.C.
2019	WOF	35-17	Johnson City, Tenn.
2021	ETSU	27-21	Johnson City, Tenn.
2022	WOF	48-41	Spartanburg, S.C.

Chattanooga 25, ETSU 19, 1 tie

At ETSU: ETSU leads 11-9-1

At UTC: UTC leads 16-8

George Quarles vs. UTC: 0-1

Rusty Wright vs. ETSU: 3-0

Last ETSU win: 17-14 in 2018

Last UTC win: 24-16 in 2022

Longest ETSU streak: 5 (1992-96)

Longest UTC streak: 4 (1980-83)

Last 10 meetings: UTC leads 6-4

Current streak: UTC has won three

Largest ETSU win: 68-7 in 2003

Largest UTC win: 37-7 in 2016

Year	Winner	Score	Site
1961	UTC	27-6	Chattanooga, Tenn.
1962	UTC	14-13	Chattanooga, Tenn.
1963	ETSU	27-22	Chattanooga, Tenn.
1964	UTC	7-0	Chattanooga, Tenn.
1965	Tie	7-7	Johnson City, Tenn.
1967	UTC	15-14	Johnson City, Tenn.
1968	UTC	16-6	Chattanooga, Tenn.
1969	ETSU	17-13	Chattanooga, Tenn.
1970	ETSU	21-17	Johnson City, Tenn.
1971	UTC	28-14	Chattanooga, Tenn.
1972	ETSU	35-0	Johnson City, Tenn.
1973	UTC	26-21	Chattanooga, Tenn.
1975	UTC	21-13	Johnson City, Tenn.
1976	UTC	23-14	Chattanooga, Tenn.
1979	ETSU	35-0	Johnson City, Tenn.
1980	UTC	26-14	Chattanooga, Tenn.
1981	UTC	17-0	Johnson City, Tenn.
1982	UTC	27-6	Chattanooga, Tenn.
1983	UTC	13-10	Johnson City, Tenn.
1984	ETSU	12-0	Chattanooga, Tenn.
1985	UTC	12-0	Johnson City, Tenn.
1986	ETSU	18-17	Chattanooga, Tenn.
1987	ETSU	34-14	Johnson City, Tenn.
1988	UTC	33-10	Chattanooga, Tenn.
1989	ETSU	24-23	Johnson City, Tenn.
1990	UTC	22-3	Chattanooga, Tenn.
1991	UTC	43-26	Johnson City, Tenn.
1992	ETSU	27-24	Chattanooga, Tenn.
1993	ETSU	21-0	Johnson City, Tenn.



ETSU TIGHT END NOAH WEST

1994	ETSU	30-13	Chattanooga, Tenn.
1995	ETSU	38-9	Johnson City, Tenn.
1996	ETSU	28-24	Chattanooga, Tenn.
1997	UTC	17-14	Johnson City, Tenn.
1998	UTC	10-7	Chattanooga, Tenn.
1999	ETSU	28-14	Johnson City, Tenn.
2000	ETSU	24-22	Chattanooga, Tenn.
2001	ETSU	32-10	Johnson City, Tenn.
2002	UTC	27-10	Chattanooga, Tenn.
2003	ETSU	68-7	Johnson City, Tenn.
2016	UTC	37-7	Johnson City, Tenn.
2017	UTC	10-3	Chattanooga, Tenn.
2018	ETSU	17-14	Johnson City, Tenn.
2019	UTC	16-13	Chattanooga, Tenn.
2021	UTC	21-16	Chattanooga, Tenn.
2022	UTC	24-16	Johnson City, Tenn.
1978	FUR	35-14	Johnson City, Tenn.
1979	ETSU	28-24	Greenville, S.C.
1980	FUR	33-21	Johnson City, Tenn.
1981	FUR	21-0	Greenville, S.C.
1982	FUR	20-15	Johnson City, Tenn.
1983	FUR	28-7	Greenville, S.C.
1984	FUR	28-16	Johnson City, Tenn.
1985	FUR	35-31	Greenville, S.C.
1986	ETSU	25-13	Johnson City, Tenn.
1987	FUR	24-13	Greenville, S.C.
1988	FUR	31-14	Johnson City, Tenn.
1989	FUR	44-20	Greenville, S.C.
1990	FUR	29-13	Johnson City, Tenn.
1991	FUR	52-23	Greenville, S.C.
1992	FUR	45-14	Johnson City, Tenn.
1993	FUR	45-21	Greenville, S.C.
1994	FUR	33-21	Johnson City, Tenn.
1995	FUR	21-15	Greenville, S.C.
1996	ETSU	21-19	Johnson City, Tenn.
1997	ETSU	58-28	Greenville, S.C.
1998	ETSU	22-19 (2OT)	Johnson City, Tenn.
1999	FUR	48-21	Greenville, S.C.
2000	ETSU	23-21	Johnson City, Tenn.
2001	FUR	31-6	Greenville, S.C.
2002	FUR	25-0	Johnson City, Tenn.
2003	FUR	30-10	Greenville, S.C.
2016	FUR	52-7	Johnson City, Tenn.
2017	FUR	56-35	Greenville, S.C.
2018	ETSU	29-27	Johnson City, Tenn.
2019	FUR	17-10	Greenville, S.C.
2020-21	FUR	17-13	Johnson City, Tenn.
2021	ETSU	17-13	Greenville, S.C.
2022	FUR	27-14	Johnson City, Tenn.

Furman 28, ETSU 9

At ETSU: FUR leads 12-6

At FUR: FUR leads 16-3

George Quarles vs. FUR: 0-1

Clay Hendrix vs. ETSU: 4-2

Last ETSU win: 17-13 in 2021

Last FUR win: 27-14 in 2022

Longest ETSU streak: 3 (1996-98)

Longest FUR streak: 9 (1987-95)

Last 10 meetings: FUR leads 8-2

Current streak: FUR has won one

Largest ETSU win: 58-28 in 1997

Largest FUR win: 52-7 in 2016

Year	Winner	Score	Site
1957	FUR	13-7	Greenville, S.C.
1973	FUR	40-21	Greenville, S.C.
1974	ETSU	24-13	Johnson City, Tenn.
1977	FUR	42-12	Greenville, S.C.

ETSU 18, VMI 10



ETSU VS. 2023 OPPONENTS

At ETSU: ETSU leads 10-3
At VMI: ETSU leads 8-7
George Quarles vs. VMI: 1-0
Danny Rocco vs. ETSU: 0-0
Last ETSU win: 44-21 in 2022
Last VMI win: 31-24 (OT) in 2019
Longest ETSU streak: 7 (1996-02)
Longest VMI streak: 4 (1979-85)
Last 10 meetings: ETSU leads 8-2
Current streak: ETSU has won three
Largest ETSU win: 38-0 in 1996
Largest VMI win: 37-7 in 2016

Year	Winner	Score	Site
1979	VMI	24-14	Lexington, Va.
1982	VMI	21-3	Johnson City, Tenn.
1983	VMI	24-12	Lexington, Va.
1985	VMI	23-19	Lexington, Va.
1986	ETSU	31-20	Johnson City, Tenn.
1987	VMI	20-13	Lexington, Va.
1988	ETSU	26-10	Johnson City, Tenn.
1989	ETSU	17-16	Lexington, Va.
1990	VMI	21-20	Johnson City, Tenn.
1991	VMI	35-20	Lexington, Va.
1992	ETSU	18-16	Johnson City, Tenn.
1993	ETSU	10-7	Lexington, Va.
1994	ETSU	31-21	Johnson City, Tenn.
1995	VMI	37-23	Lexington, Va.
1996	ETSU	38-0	Johnson City, Tenn.
1997	ETSU	17-7	Lexington, Va.
1998	ETSU	44-8	Johnson City, Tenn.
1999	ETSU	26-17	Lexington, Va.
2000	ETSU	38-3	Johnson City, Tenn.
2001	ETSU	34-23	Lexington, Va.
2002	ETSU	35-21	Johnson City, Tenn.
2016	VMI	37-7	Lexington, Va.
2017	ETSU	24-6	Johnson City, Tenn.
2018	ETSU	27-24	Lexington, Va.
2019	VMI	31-24 (OT)	Johnson City, Tenn.
2020-21	ETSU	24-20	Lexington, Va.
2021	ETSU	27-20	Johnson City, Tenn.
2022	ETSU	44-21	Lexington, Va.

Western Carolina 26, ETSU 25, 1 tie

At ETSU: WCU leads 13-12-1
At WCU: WCU leads 13-12
At neutral sites: ETSU leads 1-0
George Quarles vs. WCU: 0-1
Kerwin Bell vs. ETSU: 1-1
Last ETSU win: 56-35 in 2021
Last WCU win: 20-17 in 2022
Longest ETSU streak: 6 (1932-37)
Longest WCU streak: 7 (1982-88)
Last 10 meetings: Series tied 5-5
Current streak: WCU has won one
Largest ETSU win: 49-10 in 1996
Largest WCU win: 49-10 in 2017

Year	Winner	Score	Site
1932	ETSU	26-0	Cullowhee, N.C.
1933	ETSU	26-0	Johnson City, Tenn.
1934	ETSU	6-2	Cullowhee, N.C.
1935	ETSU	13-0	Johnson City, Tenn.
1936	ETSU	2-0	Johnson City, Tenn.
1937	ETSU	12-0	Johnson City, Tenn.
1948	WCU	32-12	Cullowhee, N.C.
1949	WCU	14-0	Johnson City, Tenn.
1950	WCU	13-6	Cullowhee, N.C.
1951	WCU	7-6	Johnson City, Tenn.
1952	ETSU	13-7	Cullowhee, N.C.
1953	ETSU	33-7	Johnson City, Tenn.
1954	ETSU	21-14	Cullowhee, N.C.
1955	Tie	7-7	Johnson City, Tenn.
1956	ETSU	7-6	Cullowhee, N.C.
1957	ETSU	7-6	Johnson City, Tenn.
1975	ETSU	29-8	Cullowhee, N.C.
1976	WCU	14-0	Johnson City, Tenn.
1977	WCU	35-0	Cullowhee, N.C.
1978	WCU	21-14	Johnson City, Tenn.
1979	WCU	13-9	Cullowhee, N.C.
1980	WCU	20-17	Johnson City, Tenn.
1981	ETSU	34-23	Cullowhee, N.C.
1982	WCU	27-25	Johnson City, Tenn.
1983	WCU	17-16	Cullowhee, N.C.
1984	WCU	31-17	Johnson City, Tenn.



ETSU WIDE RECEIVER EINAJ CARTER

1985	WCU	13-3	Cullowhee, N.C.
1986	WCU	43-16	Cullowhee, N.C.
1987	WCU	37-20	Johnson City, Tenn.
1988	WCU	33-23	Cullowhee, N.C.
1989	ETSU	30-11	Johnson City, Tenn.
1990	WCU	21-17	Cullowhee, N.C.
1991	WCU	29-15	Johnson City, Tenn.
1992	ETSU	41-12	Cullowhee, N.C.
1993	WCU	25-24	Johnson City, Tenn.
1994	ETSU	34-31	Cullowhee, N.C.
1995	ETSU	36-10	Johnson City, Tenn.
1996	ETSU	49-10	Cullowhee, N.C.
1997	ETSU	28-18	Johnson City, Tenn.
1998	WCU	31-24 (OT)	Cullowhee, N.C.
1999	ETSU	38-10	Johnson City, Tenn.
2000	WCU	39-27	Cullowhee, N.C.
2001	WCU	20-6	Johnson City, Tenn.
2002	ETSU	27-7	Cullowhee, N.C.
2003	WCU	28-21	Johnson City, Tenn.
2016	ETSU	34-31	Bristol, Tenn.
2017	WCU	49-10	Cullowhee, N.C.
2018	ETSU	45-43 (3OT)	Johnson City, Tenn.
2019	WCU	23-20 (OT)	Cullowhee, N.C.
2020-21	ETSU	24-17	Johnson City, Tenn.
2021	ETSU	56-35	Cullowhee, N.C.
2022	WCU	20-17	Johnson City, Tenn.

ETSU 18, The Citadel 13

At CIT: Series tied 8-8
At ETSU: ETSU leads 10-5
Maurice Drayton vs. ETSU: 0-0
George Quarles vs. CIT: 0-1
Last CIT win: 20-27 in 2022
Last ETSU win: 48-21 in 2021
Longest CIT streak: 3 (1990-92)
Longest ETSU streak: 4 (1981-84; 1993-96)

Last 10 meetings: Series tied 5-5
Current streak: CIT has won one
Largest CIT win: 45-10 in 2016
Largest ETSU win: 45-0 in 1983

Year	Winner	Score	Site
1966	CIT	3-0	Charleston, S.C.
1981	ETSU	17-13	Johnson City, Tenn.
1982	ETSU	3-0	Charleston, S.C.
1983	ETSU	45-0	Johnson City, Tenn.
1984	ETSU	16-6	Charleston, S.C.
1985	CIT	28-21	Johnson City, Tenn.
1986	ETSU	35-9	Charleston, S.C.
1987	ETSU	24-21	Johnson City, Tenn.
1988	CIT	48-21	Charleston, S.C.
1989	ETSU	35-33	Johnson City, Tenn.
1990	CIT	35-15	Charleston, S.C.
1991	CIT	17-7	Johnson City, Tenn.
1992	CIT	28-7	Charleston, S.C.
1993	ETSU	20-17	Johnson City, Tenn.
1994	ETSU	56-34	Charleston, S.C.
1995	ETSU	21-13	Johnson City, Tenn.
1996	ETSU	41-20	Charleston, S.C.
1997	CIT	23-20 (OT)	Johnson City, Tenn.
1998	CIT	31-20	Charleston, S.C.
1999	ETSU	28-10	Johnson City, Tenn.
2000	ETSU	20-7	Charleston, S.C.
2001	ETSU	23-21	Johnson City, Tenn.
2002	CIT	26-7	Charleston, S.C.
2003	ETSU	16-13	Johnson City, Tenn.
2016	CIT	45-10	Charleston, S.C.
2017	CIT	31-25	Johnson City, Tenn.
2018	ETSU	26-23	Charleston, S.C.
2019	CIT	31-27	Johnson City, Tenn.
2020-21	ETSU	28-21	Charleston, S.C.
2021	ETSU	48-21	Johnson City, Tenn.
2022	CIT	20-17	Charleston, S.C.

ETSU YEAR-BY-YEAR

Year	Overall	SoCon	Place	Coach
1920	3 2 0			W.R. Windes
1921	4 3 0			W.R. Windes
1922	5 4 0			J.K. Luck
1923	3 6 0			J.K. Luck
1924	3 4 1			J.K. Luck
1925	3 4 0			John Robinson
1926	2 4 1			John Robinson
1927	2 5 0			John Robinson
1928	4 3 0			John Robinson
1929	2 5 1			John Robinson
1930	0 7 0			J.S. Batey
1931	1 3 2			J.S. Batey
1932	3 3 1			Gene McMurray
1933	6 1 2			Gene McMurray
1934	3 3 2			Gene McMurray
1935	5 1 0			Gene McMurray
1936	6 2 0			Gene McMurray
1937	4 5 0			Gene McMurray
1938	6 2 0			Gene McMurray
1939	5 3 0			Gene McMurray
1940	4 4 0			Gene McMurray
1941	2 5 0			Gene McMurray
1942-45	No team			
1946	7 1 0			Gene McMurray
1947	5 4 0			L.T. Roberts
1948	6 2 1			L.T. Roberts
1949	5 4 0			L.T. Roberts
1950	3 5 1			L.T. Roberts
1951	4 5 0			L.T. Roberts
1952	6 1 2			Star Wood
1953	5 4 0			Star Wood
1954	5 4 1			Hal Littleford
1955	6 3 1			Star Wood
1956	4 5 0			Star Wood
1957	5 6 0			Star Wood
1958	5 4 0			Star Wood
1959	6 3 0			Star Wood
1960	3 4 2			Star Wood
1961	3 7 0			Star Wood
1962	7 3 0			Star Wood
1963	7 2 0			Star Wood
1964	5 5 0			Star Wood
1965	2 6 1			Star Wood
1966	3 6 0			John R. Bell
1967	3 6 1			John R. Bell
1968	5 5 0			John R. Bell
1969	10 0 1			John R. Bell
1970	7 1 2			John R. Bell
1971	0 9 1			John R. Bell
1972	3 7 0			John R. Bell
1973	4 7 0			Roy Frazier
1974	4 6 1			Roy Frazier
1975	2 8 1			Roy Frazier
1976	3 7 0			Roy Frazier
1977	3 8 0			Roy Frazier
1978	4 7 0			Jack Carlisle
1979	7 4 0	2 3 0	6th	Jack Carlisle
1980	2 9 0	1 4 0	7th	Jack Carlisle
1981	6 5 0	4 2 0	3rd	Jack Carlisle
1982	2 9 0	2 5 0	7th	Jack Carlisle
1983	3 8 0	1 6 0	t-7th	Buddy Sasser
1984	6 5 0	2 4 0	t-5th	Buddy Sasser
1985	0 10 1	0 7 0	9th	Mike Ayers
1986	6 5 0	4 3 0	4th	Mike Ayers
1987	5 6 0	2 5 0	7th	Mike Ayers
1988	3 8 0	1 6 0	t-7th	Don Riley
1989	4 7 0	4 3 0	t-3rd	Don Riley
1990	2 9 0	1 6 0	8th	Don Riley
1991	1 10 0	0 7 0	8th	Don Riley
1992	5 6 0	2 5 0	6th	Mike Cavan
1993	5 6 0	3 5 0	7th	Mike Cavan
1994	6 5 0	4 4 0	t-5th	Mike Cavan
1995	4 7 0	4 4 0	5th	Mike Cavan

Year	Overall	SoCon	Place	Coach
1996	10 3 0	7 1 0	2nd	Mike Cavan
1997	7 4 0	5 3 0	t-3rd	Paul Hamilton
1998	4 7 0	3 5 0	t-6th	Paul Hamilton
1999	6 5 0	4 4 0	5th	Paul Hamilton
2000	6 5 0	4 4 0	5th	Paul Hamilton
2001	6 5 0	4 4 0	5th	Paul Hamilton
2002	4 8 0	2 6 0	t-7th	Paul Hamilton
2003	5 7 0	2 6 0	8th	Paul Hamilton
2004-14	No team			
2015	2 9 0			Carl Torbush
2016	5 6 0	2 6 0	7th	Carl Torbush
2017	4 7 0	2 6 0	8th	Carl Torbush
2018	8 4 0	6 2 0	t-1st	Randy Sanders
2019	3 9 0	1 7 0	9th	Randy Sanders
2020-21	4 2 0	4 2 0	3rd	Randy Sanders
2021	11 2 0	7 1 0	1st	Randy Sanders
2022	3 8 0	1 7 0	8th	George Quarles
Total	381-444-27	91-143-0		

ALL-TIME ETSU COACHES

Coach	Seasons	Years	W	L	T	Pct.
W.R. Windes	1920-21	2	7	5	0	.583
J.K. Luck	1922-24	3	11	14	1	.442
John Robinson	1925-29	5	13	21	2	.389
J.S. Batey	1930-31	2	1	10	2	.154
Gene McMurray	1932-41, 1946	11	51	29	5	.629
L.T. Roberts	1947-51	5	23	20	2	.533
Star Wood	1952-53, 1955-65	13	64	53	6	.545
Hal Littleford	1954	1	5	4	1	.550
John Robert Bell	1966-72	7	31	34	5	.479
Roy Frazier	1973-77	5	16	36	2	.315
Jack Carlisle	1978-82	5	21	34	0	.382
Buddy Sasser	1983-84	2	9	13	0	.409
Mike Ayers	1985-87	3	11	21	1	.348
Don Riley	1988-91	4	10	34	0	.227
Mike Cavan	1992-96	5	30	27	0	.526
Paul Hamilton	1997-03	7	38	41	0	.481
Carl Torbush	2015-17	3	11	22	0	.333
Randy Sanders	2018-21	4	26	17	0	.605
George Quarles	2022-present	1	3	8	0	.273



ETSU COACH GEORGE QUARLES



WILLIAM B. GREENE, JR. STADIUM (7,694)



FURMAN

CLAY HENDRIX HEAD COACH

Alma mater (year):..... Furman (1986)
Hometown:..... Commerce, Ga.
Career record (years):..... 41-26 (6)
School record (years):..... Same
SoCon record (years):..... 32-15 (6)
FCS Playoff appearances:..... 3



HENDRIX'S YEAR-BY-YEAR RECORD

Year	School	SoCon	Overall
2017	Furman	6-2 (t-2nd)	8-5
2018	Furman	6-2 (t-1st)	6-4
2019	Furman	6-2 (2nd)	8-5
2020-21	Furman	3-4 (6th)	3-4
2021	Furman	4-4 (t-4th)	6-5
2022	Furman	7-1 (2nd)	10-3
Career (6)		32-15 (.681)	41-26 (.612)

2023 COACHING STAFF

Chad ByersInside linebackers/co-defensive coordinator
 Cory ColderRunning backs
 Drew DudzikWide receivers
 Kevin LewisDefensive line
 Tafon MainsahCornerbacks
 Matt McCutchanOffensive line
 Justin RoperOffensive coordinator/quarterbacks
 Tommy SpanglerSpecial teams coordinator/safeties
 Duane VaughnDefensive coordinator
 Nick VernaTight ends/NFL liaison

2023 ROSTER

No.	Name	Pos.	Ht.	Wt.	Cl.	Hometown/Previous school	No.	Name	Pos.	Ht.	Wt.	Cl.	Hometown/Previous school
0	Ethan Harris	WR	6-2	188	R-Fr.	Raleigh, N.C./Rolesville	40	Aiden Ruckh	TE	6-3	235	Fr.	Cumming, Ga./North Forsyth
0	Jeremiah Jackson	DE	6-0	260	R-Jr.	Fleming Island, Fla./Fleming Island	40	Xavier Stephens	NG	6-3	282	Jr.	Roanoke, Va./Lord Botetourt/Lehigh
1	Travis Blackshear	CB	5-11	180	Gr.	Savannah, Ga./Benedictine Military School	41	Brock Chappell	TE	6-5	250	Fr.	Holly Springs, N.C./Cardinal Gibbons
2	Joshua Harris	WR	6-2	182	Jr.	Newnan, Ga./Newnan	41	Cam Hamer	CB	6-0	180	Sr.	Cape May Court House, N.J./Middle Township
3	Kam Brinson	SS	5-10	186	R-Sr.	Augusta, Ga./Aquinas	42	Raleigh Herbert	LB	6-2	215	Fr.	Cumming, Ga./West Forsyth
3	Ben Ferguson	WR	5-11	200	So.	The Woodlands, Texas/The Woodlands High School	42	Jakeman Pendleton	FS	5-11	160	R-Fr.	Charlotte, N.C./Charlotte Christian
4	Nehuel Garcia	QB	6-3	190	Fr.	La Miranda, Calif./La Miranda	43	Bradlen Gilby	ILB	6-2	237	Gr.	St. Petersburg, Fla./Jesusit
4	Brooks Whitmer	WR	6-0	180	Fr.	Alexandria, Va./Episcopal	44	Luke Clark	BAN	6-3	243	R-Jr.	Louisville, Ky./South Oldham
5	Hysan Dalton	CB	6-2	185	Fr.	Buford, Georgia/Fork Union Military Academy	45	Will Kobuszewski	SS	6-2	200	R-So.	Mooresville, N.C./Lake Norman
5	Carson Jones	QB	6-2	198	R-Fr.	Maryville, Tenn./Maryville	46	Alex Maier	BAN	6-4	238	R-So.	Fleming Island, Fla./Fleming Island
6	Tyler Huff	QB	6-1	208	Gr.	Orange Park, Fla./Presbyterian	47	Tate Wirth	ILB	6-2	220	Fr.	Germantown, Tenn./Saint George's Independent
6	Hugh Ryan	FS	6-1	200	R-Sr.	Irmo, S.C./Dutch Fork	47	Ty Youngblood	TE	6-0	220	R-Jr.	Greenville, Tenn./Greenville
7	Myion Hicks	RB	5-11	216	R-So.	Desoto, Texas/Pantego Christian Academy	48	Julian Ashby	LS	6-2	204	R-Jr.	Lilburn, Ga./Parkview
7	Matt Sochovka	DT	6-4	296	Gr.	Fayetteville, N.C./Pine Forest	49	Dawson Jones	PK	5-11	165	R-Fr.	Atlanta, Ga./Marist
8	Vinny Jordan	S	5-11	200	Fr.	Waxhaw, N.C./Weddington	51	Luke Petit	OT	6-3	285	R-So.	Akron, Ohio/Archbishop Hoban
8	Dominic Roberto	RB	5-11	231	R-Sr.	Fayetteville, N.C./Pine Forest	52	Owen Plane	ILB	6-1	203	R-Fr.	West Columbia, S.C./Brookland-Cayce
9	Wayne Anderson Jr.	WR	5-9	200	R-Sr.	Prosper, Texas/Prosper	53	David Alabi	DE	6-2	240	Fr.	Prickerington, Ohio/Pickerington North
9	Axel Lepyreau	PK	5-9	188	R-Jr.	Bradenton, Fla./Manatee	54	Brandt Babin	SPUR	6-1	207	R-So.	Louisville, Ky./Christian Academy
10	Luke Smith	SPUR	6-2	205	Fr.	Brentwood, Tenn./Brentwood Academy	55	Griffin Farmery	ILB	6-7	205	Fr.	Leesburg, Va./Riverside
10	Charles Watson	QB	5-8	172	R-Jr.	Charlotte, N.C./Charlotte Latin	55	Jacob Johanning	C	6-3	276	R-Sr.	Simpsonville, S.C./St. Joseph's
11	Kyndel Dean	WR	6-1	186	Gr.	Winston-Salem, N.C./James Madison	56	Case Barrett	ILB	6-2	197	R-Fr.	Roswell, Ga./Roswell
11	Kelton Gunn	WR	5-10	184	Sr.	Knoxville, Tenn./Hardin Valley Academy	57	Luke McLaughlin	ILB	6-2	210	R-So.	Coeur d'Alene, Idaho/Bishop Kelly
11	Billy Lewis	S	6-0	175	Fr.	Athens, Ga./Oconee County	58	Dan Scianna	ILB	5-10	210	R-Sr.	Frankfort, Ill./Lincoln-Way East
12	DJ Lawrence	CB	6-0	187	Fr.	Annandale, Va./Lake Braddock Secondary	59	Quay Rush	LB	6-0	217	So.	Clemmons, N.C./West Forsyth
12	David Renard	QB	6-1	185	R-Fr.	Flowers Branch, Ga./Flowers Branch	60	Zach Miller	OL	6-3	260	Fr.	Naples, Fla./Riverside Prep
12	Luke Shifflett	WR	6-2	201	Gr.	Dalton, Ga./Northwest Whitfield	61	Luke Westerman	C	6-2	265	R-Fr.	Nashville, Tenn./Lipscomb Academy
13	Bailor Hughes	WR	5-11	205	R-Jr.	Knoxville, Tenn./Powell	63	Wyatt Hughes	OG	6-3	293	R-Sr.	Chattanooga, Tenn./McCallie
13	Walker Wood	QB	6-0	185	Fr.	Alexandria, Va./Saint Joseph's Catholic	65	Blake Hundley	OT	6-3	295	R-Jr.	Clarksville, Tenn./Clarksville
14	Luke Hedrick	QB	5-11	190	R-So.	Orlando, Florida/Bishop Moore	66	Eli Brasher	OT	6-4	291	R-Fr.	Black Mountain, N.C./Christ School
14	Micah Robinson	CB	6-0	184	R-Jr.	Atlanta, Ga./Westlake	67	Evan Stanley	OL	6-1	275	Fr.	Leesburg, Va./Loudoun County
15	Dixon Massingill	QB	6-3	180	R-Fr.	Greer, S.C./Homeschool (Greenville Hurricanes)	68	Jacob Hefner	LS	6-2	235	Fr.	Canton, Ga./Creekview
15	Jack Rhodes	FS	6-1	192	R-Jr.	Alpharetta, Ga./Milton	69	E.J. Wilson	OG	6-4	297	R-Jr.	Xenia, Ohio/Xenia
16	Ja'Keith Hamilton	WR	6-3	190	Fr.	Shelby, N.C./Shelby	70	Hayden Garner	OL	6-5	280	Fr.	Roanoke Rapids, N.C./Roanoke Rapids
16	Charles Ingram V	CB	5-11	180	R-Fr.	Nashville, Tenn./Ensworth	71	Tex Elliott	OL	6-4	295	R-Jr.	Indianapolis, Ind./Cathedral/Colorado State
17	Tre McLeod	SS	6-2	180	R-Fr.	Darlington, S.C./Trinity Collegiate School	72	Chris Luna	OL	6-3	275	Fr.	Wesley Chapel, Fla./Tampa Catholic
17	Kendall Thomas	RB	5-9	193	R-Jr.	Round Rock, Texas/Stony Point	73	Brody Balliew	OL	6-5	265	Fr.	Calhoun, Ga./Calhoun
18	AK Burrell	DB	6-0	190	Fr.	Baton Rouge, La./Dutchtown	74	Gerrik Vollmer	OG	6-5	298	Gr.	Hamburg, Germany/Old Dominion
18	Miles Moss	WR	5-11	175	Fr.	Fort Lauderdale, Fla./St. Thomas Aquinas	75	Pearson Toomey	OT	6-3	297	R-Sr.	Jacksonville Beach, Fla./Bolles
18	Grant Robinson	RB	6-0	218	R-So.	Plano, Texas/Pope John Paul II	76	Trey Rogers	DT	6-3	255	R-Sr.	Nashville, Tenn./Lipscomb Academy
19	Nick Cannon	WR	6-0	184	R-Jr.	Roswell, Ga./Johnson Ferry Christian Academy	77	Fred Norman, Jr.	OL	6-7	340	Gr.	Rossville, Ga./Ridgeland/ETSU
19	Nicky Kuzemka	ILB	6-0	216	R-Sr.	Clifton, Va./Centreville	78	Paul Joseph Meyers	LS	6-6	265	R-So.	Deer Park, N.Y./St. Anthony's
20	Amaah Achina	SPUR	6-1	207	R-So.	Greensboro, N.C./Northern Guilford	79	Ryan Lamb	OG/C	6-2	298	R-So.	Plano, Texas/Lebanon Trail
21	Jayquan Smith	RB	6-0	202	R-Fr.	Braselton, Ga./Cherokee Bluff	80	Gram Smithson	WR	5-11	176	R-Fr.	Brentwood, Tenn./Brentwood Academy
22	Ben Crossdale	RB	5-11	185	R-Fr.	Dallas, Texas/Highland Park	81	Parks Gissingner	TE	6-4	240	Gr.	Los Angeles, Calif./Michigan State
22	Ivan Yates	CB	6-0	180	R-So.	Roswell, Ga./Roswell	81	Tanner Schuck	BAN	6-3	230	Fr.	Brentwood, Tenn./Ravenwood
23	Dylan Chiedo	ILB	6-2	235	R-Fr.	Jacksonville, Fla./Bartram Trail	82	Colton Hinton	WR	5-11	175	Fr.	Ashburn, Va./Stone Bridge
24	Cally Chizik	CB	5-9	176	R-Sr.	Auburn, Ala./Auburn	83	Ian Williams	PK/P	6-3	225	R-Jr.	Charlotte, N.C./Weddington
24	Tyler Hendley	WR	6-2	172	Fr.	Charlotte, N.C./Charlotte Latin	84	Lex Capitano	WR	5-9	173	R-Jr.	Tampa, Fla./Jesusit
25	Jalen Walker	WR	6-0	175	Fr.	Annandale, Va./Lake Braddock Secondary	85	Taylor Bell	WR	5-10	157	Sr.	Shelville, Ga./Brookwood
25	Caleb Williams	SS	5-10	185	So.	Tampa, Fla./Tampa Jesuit	85	Evan Cooley	PK	6-1	177	Fr.	Nashville, Tenn./Ensworth
26	Brayden Holmes	DB	6-1	170	Fr.	Alpharetta, Ga./Milton	86	Brennan Tormey	TE	6-7	221	Fr.	Montgomery, Ala./Pike Road
29	Emmanuel Adebayo	BAN	6-2	225	Gr.	Lewisville, Texas/Lewisville/Northern Colorado	87	John Holbrook	WR	6-4	195	Fr.	Bradenton, Fla./IMG Academy
29	Tyler Reid	RB	6-0	216	R-So.	Brentwood, Tenn./Christ Presbyterian Academy	88	Aaron Beylin	TE	6-3	217	R-Fr.	Ft. Lauderdale, Fla./American Heritage
30	Caden Richards	SPUR	6-1	202	Sr.	Gaffney, S.C./Gaffney	89	Mason Pline	TE	6-7	250	Gr.	Fowler, Mich./Fowler/Ferris State
31	Bryce McCormick	ILB	6-2	223	R-Sr.	Franklin, Tenn./Christ Presbyterian Academy	90	Malakai Dudek	DT	6-3	274	R-Fr.	Sharpsburg, Ga./East Coweta
32	Ryan Earl	LB	6-2	225	Fr.	Peachtree City, Ga./Trinity Christian	91	Marc Hernandez	DT	6-4	310	Fr.	Fort Worth, Texas/Army-West Point Prep School
33	Jalen Gummer	CB	6-1	175	R-Fr.	Orlando, Fla./Lake Highland Prep	92	Malachi Harrison	NG	6-1	264	R-Fr.	Knoxville, Tenn./Christian Academy of Knoxville
35	Riley Clark	WR	6-1	185	R-Fr.	Franklin, Tenn./Brentwood Academy	93	Jack Barton	DE	6-4	264	R-Sr.	Alpharetta, Ga./Centennial
35	DJ Durham, Jr.	FS	6-1	210	R-So.	Franklin, Tenn./Franklin	94	Caldwell Bussey	DE	6-3	252	Fr.	Hoover, Ala./Spain Park
36	Jalen Hillier	SPUR	5-11	211	R-Sr.	Duncan, S.C./Byrnes	95	Joshua Stoneking	DE	6-3	245	Fr.	Raleigh, N.C./Cardinal Gibbons
37	Joe Graham	TE	6-2	215	R-So.	Newtown Square, Pennsylvania/Episcopal Academy	96	Marquis Vincent	NG	6-1	260	Fr.	Richmond, Va./Varina
37	Ryan Leavy	P	6-1	182	R-Jr.	Tampa, Fla./Berkeley Prep	97	Bryce Stanfield	DT	6-2	263	Jr.	Acworth, Georgia/Harrison
37	Jaylen Moson	CB	5-11	160	Fr.	Acworth, Ga./Kennesaw Mountain	98	Noah Rios	PK	5-10	190	R-So.	Strongsville, Ohio/St. Edward
38	Justin Hartwell	SS	5-11	194	R-So.	Atlanta, Ga./Marist	99	Sirod Cook	NG	5-11	284	Gr.	Winston-Salem, N.C./East Forsyth/Wingate
39	Evan DiMaggio	ILB	6-3	234	R-Jr.	Buford, Ga./Buford							

#SoConFB



2023 SCHEDULE

Aug. 31 (7 p.m.) Tennessee Tech		Oct. 21 (2:30 p.m.) at Western Carolina*	
Sept. 9 (7:30 p.m.) at South Carolina		Oct. 28 (2 p.m.) ETSU*	
Sept. 16 (5 p.m.) at Kennesaw State		Nov. 4 (1:30 p.m.) at Chattanooga*	
Sept. 23 (2 p.m.) Mercer*		Nov. 11 (1 p.m.) VMI*	
Oct. 7 (2 p.m.) The Citadel*		Nov. 18 (12 p.m.) at Wofford*	
Oct. 14 (1 p.m.) at Samford*			

* Southern Conference game

FURMAN PALADINS

Basic information

Location: Greenville, S.C.
 Founded: 1826
 Enrollment: 2,500
 Nickname: Paladins
 Colors: Purple and White
 President: Dr. Elizabeth Davis
 Director of athletics: Jason Donnelly
 Stadium: Paladin Stadium
 Capacity: 14,518

Media relations

Football contact: Hunter Reid
 Email: hunter.reid@furman.edu
 Office: 864-294-2061
 Cell: 864-567-1663
 Press box phone: 864-294-3066
 Website: FurmanPaladins.com

Team information

2022 record: 10-3
 SoCon record: 7-1 (2nd)
 Home: 5-1
 Away: 5-2
 Lettermen returning/lost: 52/11
 Off. starters returning/lost: 8/3
 Def. starters returning/lost: 10/1
 Specialists returning/lost: 2-2
 Basic offense: Multiple
 Basic defense: 3-4



Hunter Reid
Football SID

SoCon titles (14)

1978, 1980, 1981, 1982, 1983, 1985, 1988, 1989, 1990,
1999, 2001, 2004, 2013, 2018

FCS Playoff appearances (19)

1982, 1983, 1985, 1986, 1988, 1989, 1990, 1996, 1999,
2000, 2001, 2002, 2004, 2005, 2006, 2013, 2017, 2019,
2022



**FURMAN LINEBACKER
BRADEN GILBY**



FURMAN RUNNING BACK DOMINIC ROBERTO



FURMAN



2022 TEAM STATISTICS

TEAM STATISTICS	FUR	OPP
SCORING	430	263
Points Per Game	33.1	20.2
Points Off Turnovers	86	37
FIRST DOWNS	280	248
Rushing	136	85
Passing	123	142
Penalty	21	21
RUSHING YARDAGE	2767	1511
Yards gained rushing	2976	1845
Yards lost rushing	209	334
Rushing Attempts	542	409
Average Per Rush	5.1	3.7
TDs Per Game	212.8	116.2
AVS Rushing	29	11
PASSING YARDAGE	2718	3537
Comp-Att-Int	257-382-9	297-508-18
Average Per Pass	7.1	7.0
Average Per Catch	10.6	11.9
Average Per Game	209.1	272.1
TDs Passing	20	22
TOTAL OFFENSE	5485	5048
Total Plays	924	917
Average Per Play	5.9	5.5
Average Per Game	421.9	388.3
KICK RETURNS: #-Yards	32-666	28-580
PUNT RETURNS: #-Yards	19-152	14-77
INT RETURNS: #-Yards	18-312	9-62
KICK RETURN AVERAGE	20.8	20.7
PUNT RETURN AVERAGE	8.0	5.5
INT RETURN AVERAGE	17.3	6.9
FUMBLES-LOST	15-11	20-11
PENALTIES-Yards	76-646	76-687
Average Per Game	49.7	52.8
PUNTS-Yards	59-2339	69-2948
Average Per Punt	39.6	42.7
Net punt average	36.6	38.5
KICKOFFS-Yards	84-5307	55-3211
Average Per Kick	63.2	58.4
Net kick average	41.4	38.1
TIME OF POSSESSION/Game	32:29	27:31
3RD-DOWN Conversions	86/197	66/197
3rd-Down Pct	44%	34%
4TH-DOWN Conversions	7/17	14/32
4th-Down Pct	41%	44%
SACKS BY-Yards	31-161	15-74
MISC YARDS	134	0
TOUCHDOWNS SCORED	54	33
FIELD GOALS-ATTEMPTS	18-21	11-20
ON-SIDE KICKS	0-0	0-0
RED-ZONE SCORES	(48-54) 89%	(28-39) 72%
RED-ZONE TOUCHDOWNS	(34-54) 63%	(19-39) 49%
PAT-ATTEMPTS	(52-54) 96%	(30-32) 94%
ATTENDANCE	50946	123549
Games/Avg Per Game	6/8491	7/17650

SCORE BY QUARTERS

	1st	2nd	3rd	4th	Total
Furman	119	133	99	79	430
Opponents	69	90	51	53	263

2022 INDIVIDUAL STATISTICS

RUSHING	GP	Att	Gain	Loss	Net	Avg	TD	Long	Avg/G
Dominic Roberto	13	197	1149	29	1120	5.7	11	62	86.2
Tyler Huff	12	105	782	88	694	6.6	8	56	57.8
Devin Abrams	12	100	435	23	412	4.1	3	19	34.3
Kendall Thomas	12	43	200	4	196	4.6	2	18	16.3
Grant Robinson	8	24	112	12	100	4.2	1	25	12.5
Myion Hicks	4	17	99	1	98	5.8	0	15	24.5
Jace Wilson	4	24	118	23	95	4.0	3	22	23.8
Wayne Anderson Jr.	13	3	23	0	23	7.7	0	11	1.8
Jayquan Smith	4	4	21	0	21	5.2	0	10	5.2
Tyler Reid	1	7	24	5	19	2.7	0	9	19.0
Carson Jones	2	2	11	0	11	5.5	0	6	5.5
Luke Shifflett	12	1	2	0	2	2.0	1	2	0.2
Charles Watson	1	1	0	1	-1	-1.0	0	0	-1.0
Luke Bynum	12	1	0	8	-8	-8.0	0	0	-0.7
TEAM	11	13	0	15	-15	-1.2	0	0	-1.4
Total.....	13	542	2976	209	2767	5.1	29	62	212.8
Opponents.....	13	409	1845	334	1511	3.7	11	82	116.2

PASSING	GP	Effic	Comp-Att-Int	Pct	Yards	TD	Long	Avg/G
Tyler Huff	12	142.88	199-292-8	68.2	2199	15	64	183.2
Jace Wilson	4	129.47	53-83-1	63.9	515	4	44	128.8
Carson Jones	2	104.20	4-4-0	100.0	2	0	5	1.0
TEAM	11	0.00	0-2-0	0.0	0	0	0	0.0
Luke Shifflett	12	446.80	1-1-0	100.0	2	1	2	0.2
Total.....	13	139.61	257-382-9	67.3	2718	20	64	209.1
Opponents.....	13	124.16	297-508-18	58.5	3537	22	97	272.1

RECEIVING	G	No.	Yds	Avg	TD	Lg	Avg/G
Ryan Miller	13	72	762	10.6	12	44	58.6
Joshua Harris	13	48	667	13.9	5	56	51.3
Kyndel Dean	13	44	407	9.2	0	38	31.3
Wayne Anderson Jr.	13	39	396	10.2	2	30	30.5
Luke Shifflett	12	14	167	11.9	0	64	13.9
Dominic Roberto	13	10	134	13.4	1	50	10.3
Devin Abrams	12	10	75	7.5	0	20	6.2
Parks Gissingier	13	4	29	7.2	0	12	2.2
Ben Ferguson	6	3	28	9.3	0	21	4.7
Lex Capitano	8	3	15	5.0	0	8	1.9
Grant Robinson	8	3	14	4.7	0	10	1.8
Kendall Thomas	12	2	20	10.0	0	11	1.7
Ethan Harris	2	2	15	7.5	0	10	7.5
Nick Cannon	5	2	-8	-4.0	0	0	-1.6
Sam Whitney	4	1	-3	-3.0	0	0	-0.8
Total.....	13	257	2718	10.6	20	64	209.1
Opponents.....	13	297	3537	11.9	22	97	272.1

Luke Clark	13	19	22	41	5.0-26	4.0-26
Jalen Miller	13	23	17	40	5.5-17	
Dan Scianna	13	22	13	35	3.5-11	2.0-10
Micah Robinson	12	26	9	35	2.0-3	
Total.....	13	449	440	889	93-341	31-161
Opponents.....	13	477	522	999	69.0-205	15-74

SCORING	TD	FGs	Kick	Rush	Rcv	Pass	DXP	Saf	Pts
Alex Lepvreau	0	8-9	51-53	0-0	0	0-0	0	0	75
Dominic Roberto	12	0-0	0-0	0-0	0	0-0	0	0	72
Ryan Miller	12	0-0	0-0	0-0	0	0-0	0	0	72
Tyler Huff	8	0-0	0-0	0-0	0	0-0	0	0	48
Ian Williams	0	10-12	0-0	0-0	0	0-0	0	0	30
Joshua Harris	5	0-0	0-0	0-0	0	0-0	0	0	30
Devin Abrams	3	0-0	0-0	0-0	0	0-0	0	0	18
Jace Wilson	3	0-0	0-0	0-0	0	0-0	0	0	18
Wayne Anderson Jr.	3	0-0	0-0	0-0	0	0-0	0	0	18
Cally Chizik	2	0-0	0-0	0-0	0	0-0	0	0	12
Kendall Thomas	2	0-0	0-0	0-0	0	0-0	0	0	12
Travis Blackshear	2	0-0	0-0	0-0	0	0-0	0	0	12
Grant Robinson	1	0-0	0-0	0-0	0	0-0	0	0	6
Luke Shifflett	1	0-0	0-0	0-0	0	0-0	0	0	6
S. Stubblefield	0	0-0	1-1	0-0	0	0-0	0	0	1
Total.....	54	18-21	52-54	0-0	0	0-0	0	0	430
Opponents.....	33	11-20	30-32	0-1	0	0-0	0	1	263

TOTAL OFFENSE	GP	Plays	Rush	Pass	Total	Avg/G
Tyler Huff	12	397	694	2199	2893	241.1
Dominic Roberto	13	197	1120	0	1120	86.2
Jace Wilson	4	107	95	515	610	152.5
Devin Abrams	12	100	412	0	412	34.3
Kendall Thomas	12	43	196	0	196	16.3
Grant Robinson	8	24	100	0	100	12.5
Myion Hicks	4	17	98	0	98	24.5
Wayne Anderson Jr.	13	3	23	0	23	1.8
Jayquan Smith	4	4	21	0	21	5.2
Tyler Reid	1	7	19	0	19	19.0
Carson Jones	2	6	11	2	13	6.5
Luke Shifflett	12	2	2	2	4	0.3
Charles Watson	1	1	-1	0	-1	-1.0
Luke Bynum	12	1	-8	0	-8	-0.7
TEAM	11	15	-15	0	-15	-1.4
Total.....	13	924	2767	2718	5485	421.9
Opponents.....	13	917	1511	3537	5048	388.3

PUNTING	No.	Yds	Avg	Long	TB	FC	I20	50+	Blkd
Ryan Leavy	59	2339	39.6	55	5	20	22	8	0
Total.....	59	2339	39.6	55	5	20	22	8	0
Opponents.....	69	2948	42.7	77	7	29	21	16	1

KICKOFFS	No.	Yds	Avg	TB	OB	Retn	Net	YdLn
Ian Williams	84	5307	63.2	50	0			
Total.....	84	5307	63.2	50	0	580	41.4	23
Opponents.....	55	3211	58.4	18	3	666	38.1	26

ALL PURPOSE	GP	Rush	Rcv	PR	KR	IR	Total	Avg/G
Dominic Roberto	13	1120	134	0	0	0	1254	96.5
Wayne Anderson Jr.	13	23	396	23	532	0	974	74.9
Ryan Miller	13	0	762	0	0	0	762	58.6
Joshua Harris	13	0	667	49	0	0	716	55.1
Tyler Huff	12	694	0	0	0	0	694	57.8
Total.....	13	2767	2718	152	666	312	6615	508.8
Opponents.....	13	1511	3537	77	580	62	5767	443.6

FIELD GOALS	Made-Att	Pct	01-19	20-29	30-39	40-49	50-99	Long	Blkd
Ian Williams	10-12	83.3	0-0	0-0	4-4	6-6	0-2	49	1
Alex Lepvreau	8-9	88.9	2-2	1-2	5-5	0-0	0-0	34	0

PALADINS



2022 RESULTS (10-3, 7-1 SOCON; 2ND)

Date	Opponent	W/L	Score	Attendance
Sept. 1	NORTH GREENVILLE	W	52-0	9,264
Sept. 10	at Clemson	L	12-35	78,302
Sept. 17	at #18 ETSU*	W	27-14	9,836
Sept. 24	at Charleston Southern	W	24-19	3,715
Oct. 1	SAMFORD*	L	27-34	9,507
Oct. 8	at The Citadel*	W	21-10	12,106
Oct. 15	WESTERN CAROLINA*	W	47-40	9,617
Oct. 22	at VMI*	W	41-3	5,488
Oct. 29	CHATTANOOGA*	W	24-20	9,724
Nov. 12	at #11 Mercer*	W	23-13	11,729
Nov. 19	WOFFORD*	W	63-28	10,117
Nov. 26	#15 ELON%	W	31-6	2,717
Dec. 3	at #7 UIW%	L	38-41	2,373

* Southern Conference game % NCAA Division I FCS Playoffs

2022 TEAM GAME-BY-GAME

Date	Opponent	Rushing				Receiving				Passing				Kick returns				Punt returns				Total off
		No.	Yds	TD	Lg	No.	Yds	TD	Lg	Cmp	Att	Int	Yds	TD	Lg	No.	Yds	TD	Lg	No.	Yds	
Sept. 1	NORTH GREENVILLE	51	323	4	56	18	266	2	64	18-21-0	266	2	64	1	27	0	27	1	16	0	16	589
Sept. 10	at Clemson	34	125	0	15	31	259	1	28	31-40-1	259	1	28	0	0	0	0	1	8	0	8	384
Sept. 17	at ETSU	33	191	1	46	24	218	2	28	24-40-0	218	2	28	1	21	0	21	3	14	0	15	409
Sept. 24	at Charleston Southern	55	216	2	22	13	162	1	44	13-27-2	162	1	44	3	39	0	22	2	8	0	5	378
Oct. 1	SAMFORD	38	128	0	14	38	329	3	27	38-59-0	329	3	27	3	83	0	42	2	10	0	5	457
Oct. 8	at The Citadel	35	167	3	26	14	113	0	20	14-19-2	113	0	20	1	19	0	19	1	6	0	6	280
Oct. 15	WESTERN CAROLINA	57	426	2	62	7	66	3	20	7-10-0	66	3	20	5	163	1	97	1	14	0	14	492
Oct. 22	at VMI	42	254	3	57	21	202	1	34	21-29-0	202	1	34	1	33	0	33	4	58	0	16	456
Oct. 29	CHATTANOOGA	43	185	2	30	16	203	1	41	16-26-1	203	1	41	5	63	0	26	0	0	0	0	388
Nov. 12	at Mercer	35	163	1	35	20	297	1	56	20-33-0	297	1	56	3	49	0	20	2	10	0	6	460
Nov. 19	WOFFORD	37	177	5	24	23	292	3	48	23-24-1	292	3	48	3	71	0	28	1	1	0	1	469
Nov. 26	ELON	46	251	3	26	16	140	1	30	16-26-0	140	1	30	1	17	0	17	1	7	0	7	391
Dec. 3	at UIW	36	161	3	20	16	171	1	50	16-28-2	171	1	50	5	81	0	23	0	0	0	0	332
	Totals	542	2767	29	62	257	2718	20	64	257-382-9	2718	20	64	32	666	1	97	19	152	0	16	5485
	Opponent	409	1511	11	82	297	3537	22	97	297-508-18	3537	22	97	28	580	0	49	14	77	0	18	5048

Games: 13
 Avg/rush: 5.1
 Avg/catch: 10.6
 Pass effic: 139.61
 KR avg: 20.8
 PR avg: 8.0
 All purpose avg/game: 508.8
 Total offense avg/gm: 421.9

Date	Opponent	Tackles			TFL-Yds	Sacks No-Yds	Fumble		Pass defense			Blkd Kick	PAT attempts			Saf	Pts
		Solo	Ast	Total			FF	FR-Yds	Int-Yds	QBH	Brk		Att-Mad	Run	Rcv		
Sept. 1	NORTH GREENVILLE	21	36	57	3.0-15	1.0-9	0	0-0	2-56	7	1	0	7-7	0	0	0	52
Sept. 10	at Clemson	30	30	60	4.0-8	1.0-2	0	1-0	1-0	4	2	0	1-0	0	0	0	12
Sept. 17	at ETSU	38	20	58	9.0-30	3.0-17	1	1-0	3-3	8	7	0	3-3	0	0	0	27
Sept. 24	at Charleston Southern	32	28	60	8.0-20	2.0-11	2	2-0	2-25	3	2	1	3-3	0	0	0	24
Oct. 1	SAMFORD	37	32	69	7.0-28	5.0-25	0	0-0	1-12	0	4	1	3-3	0	0	0	27
Oct. 8	at The Citadel	36	30	66	9.0-30	1.0-9	1	2-8	0-0	2	3	0	3-3	0	0	0	21
Oct. 15	WESTERN CAROLINA	38	44	82	5.0-17	0.0-0	0	0-0	1-39	3	4	2	6-5	0	0	0	47
Oct. 22	at VMI	30	56	86	9.0-34	4.0-27	0	0-0	2-61	0	8	1	5-5	0	0	0	41
Oct. 29	CHATTANOOGA	28	42	70	5.0-17	0.0-0	0	0-0	2-29	0	8	1	3-3	0	0	0	24
Nov. 12	at Mercer	40	30	70	10.0-54	5.0-28	0	0-0	0-0	0	2	1	2-2	0	0	0	23
Nov. 19	WOFFORD	32	26	58	8.0-23	3.0-15	1	1-0	2-18	7	7	2	9-9	0	0	0	63
Nov. 26	ELON	29	34	63	7.0-36	4.0-19	2	2-0	0-0	5	6	0	4-4	0	0	0	31
Dec. 3	at UIW	58	32	90	9.0-29	2.0-9	1	1-0	2-69	3	3	0	5-5	0	0	0	38
	Totals	449	440	889	93.0-341	31.0-171	8	10-8	18-312	42	57	9	54-52	0	0	0	430
	Opponent	477	522	999	69.0-205	15.0-87	13	11-2	9-62	19	37	1	32-30	0	0	1	263

Date	Opponent	Punting				Field goals					Kickoffs							
		No	Yds	Avg	Long	Blkd	TB	FC	50+	I20	Att-Made	Lg	Blkd	No	Yds	Avg	TB	OB
Sept. 1	NORTH GREENVILLE	3	142	47.3	49	0	0	2	0	2	2-1	18	0	8	519	64.9	6	0
Sept. 10	at Clemson	3	90	30.0	33	0	0	0	0	1	2-2	30	0	4	260	65.0	4	0
Sept. 17	at ETSU	7	282	40.3	53	0	1	3	1	3	2-2	44	0	6	374	62.3	5	0
Sept. 24	at Charleston Southern	6	242	40.3	50	0	0	2	1	3	1-1	30	0	6	392	65.3	5	0
Oct. 1	SAMFORD	5	185	37.0	43	0	0	4	0	1	3-2	34	1	6	389	64.8	4	0
Oct. 8	at The Citadel	5	192	38.4	54	0	1	2	1	3	1-0	0	0	4	242	60.5	1	0
Oct. 15	WESTERN CAROLINA	2	64	32.0	43	0	0	0	0	0	2-2	38	0	9	560	62.2	5	0
Oct. 22	at VMI	7	313	44.7	55	0	2	2	2	2	2-2	41	0	8	504	63.0	6	0
Oct. 29	CHATTANOOGA	4	153	38.2	51	0	1	0	1	0	1-1	30	0	4	250	62.5	0	0
Nov. 12	at Mercer	2	82	41.0	49	0	0	0	0	2	3-3	44	0	6	362	60.3	3	0
Nov. 19	WOFFORD	2	90	45.0	48	0	0	0	0	0	0-0	0	0	10	625	62.5	4	0
Nov. 26	ELON	6	227	37.8	53	0	0	2	1	1	1-1	24	0	6	385	64.2	4	0
Dec. 3	at UIW	7	277	39.6	50	0	0	3	1	4	1-1	49	0	7	445	63.6	3	0
	Totals	59	2339	39.6	55	0	5	20	8	22	21-18	49	1	84	5307	63.2	50	0
	Opponent	69	2948	42.7	77	1	7	29	16	21	20-11	52	6	55	3211	58.4	18	3



FURMAN

FURMAN VS. 2023 OPPONENTS

Furman 2, Tennessee Tech 1

At FUR: TTU leads 1-0
 At TTU: FUR leads 2-0
Clay Hendrix vs. TTU: 1-0
Dewayne Alexander vs. FUR: 0-1
Last FUR win: 26-0 in 2021
Last TTU win: 17-5 in 1975
Longest FUR streak: 2 (1976-2022)
Longest TTU streak: 1 (1975)
Last 10 meetings: FUR leads 2-1
Current streak: FUR has won two
Largest FUR win: 26-0 in 2021
Largest TTU win: 17-5 in 1975

Year	Winner	Score	Site
1975	TTU	17-5	Greenville, S.C.
1976	FUR	17-7	Cookeville, Tenn.
2021	FUR	26-0	Cookeville, Tenn.

South Carolina 28, Furman 20, 1 tie

At FUR: USC leads 12-11
 At USC: USC leads 15-8-1
 At neutral sites: Series tied 1-1
Clay Hendrix vs. USC: 0-0
Shane Beamer vs. FUR: 0-0
Last FUR win: 28-23 in 1982
Last USC win: 41-10 in 2014
Longest FUR streak: 5 (1923-27)
Longest USC streak: 11 (1950-78)
Last 10 meetings: USC leads 9-1
Current streak: USC has won two
Largest FUR win: 44-0 in 1892
Largest USC win: 58-13 in 1957

Year	Winner	Score	Site
1892	FUR	44-0	Charleston, S.C.
1895	USC	14-10	Columbia, S.C.
1896	FUR	12-0	Greenville, S.C.
1900	USC	27-0	Greenville, S.C.
1901	USC	12-0	Columbia, S.C.
1902	FUR	10-0	Greenville, S.C.
1916	FUR	14-0	Greenville, S.C.
1917	USC	26-0	Florence, S.C.
1918	USC	20-12	Greenville, S.C.
1921	FUR	7-0	Greenville, S.C.
1922	USC	27-7	Columbia, S.C.
1923	FUR	23-3	Greenville, S.C.
1924	FUR	10-0	Greenville, S.C.
1925	FUR	2-0	Greenville, S.C.
1926	FUR	10-7	Columbia, S.C.
1927	FUR	34-0	Greenville, S.C.
1928	USC	6-0	Columbia, S.C.
1929	USC	2-0	Greenville, S.C.
1930	FUR	14-0	Greenville, S.C.
1931	USC	27-0	Columbia, S.C.
1932	FUR	14-0	Greenville, S.C.
1933	Tied	0-0	Columbia, S.C.
1934	USC	2-0	Greenville, S.C.
1935	FUR	20-7	Columbia, S.C.
1936	FUR	23-6	Greenville, S.C.
1937	FUR	12-0	Columbia, S.C.
1938	USC	27-6	Greenville, S.C.
1939	FUR	20-0	Columbia, S.C.
1940	FUR	25-7	Greenville, S.C.
1941	USC	26-7	Columbia, S.C.
1942	FUR	6-0	Columbia, S.C.
1946	USC	14-7	Greenville, S.C.
1947	USC	26-8	Columbia, S.C.
1948	USC	7-0	Greenville, S.C.
1949	FUR	14-7	Columbia, S.C.
1950	USC	21-6	Greenville, S.C.
1951	USC	21-6	Greenville, S.C.
1952	USC	27-7	Greenville, S.C.
1953	USC	27-13	Columbia, S.C.
1954	USC	27-7	Greenville, S.C.
1955	USC	19-0	Columbia, S.C.
1956	USC	13-6	Greenville, S.C.
1957	USC	58-13	Columbia, S.C.
1958	USC	32-7	Greenville, S.C.
1959	USC	30-0	Columbia, S.C.
1978	USC	45-10	Columbia, S.C.
1982	FUR	28-23	Columbia, S.C.
2010	USC	38-19	Columbia, S.C.
2014	USC	41-10	Columbia, S.C.

Kennesaw State 1, Furman 0

At FUR: KSU leads 1-0
 At KSU: N/A
Clay Hendrix vs. KSU: 0-0
Brian Bohannon vs. FUR: 1-0
Last FUR win: N/A
Last KSU win: 52-42 in 2016
Longest FUR streak: N/A
Longest KSU streak: 1 (2016)
Last 10 meetings: KSU leads 1-0
Current streak: KSU has won one
Largest FUR win: N/A
Largest KSU win: 52-42 in 2016

Year	Winner	Score	Site
2016	KSU	52-42	Greenville, S.C.

Furman 11, Mercer 8, 2 ties

At FUR: FUR leads 4-3-2
 At MER: FUR leads 7-5
Clay Hendrix vs. MER: 4-2
Drew Cronic vs. FUR: 2-1
Last FUR win: 23-13 in 2022
Last MER win: 24-3 in 2021
Longest FUR streak: 4 (1934-14)
Longest MER streak: 3 (1923-25)
Last 10 meetings: FUR leads 6-4
Current streak: FUR has won one
Largest FUR win: 37-0 in 1921
Largest MER win: 39-0 in 1914

Year	Winner	Score	Site
1914	MER	39-0	Macon, Ga.
1921	FUR	37-0	Greenville, S.C.
1923	MER	6-3	Macon, Ga.
1924	MER	23-0	Greenville, S.C.
1925	MER	17-0	Macon, Ga.
1926	Tie	13-13	Greenville, S.C.
1927	FUR	27-13	Macon, Ga.
1932	FUR	2-0	Macon, Ga.
1933	Tie	6-6	Greenville, S.C.
1934	FUR	9-3	Macon, Ga.
1935	FUR	32-0	Greenville, S.C.
1936	FUR	20-9	Macon, Ga.
2014	FUR	25-20	Macon, Ga.
2015	MER	27-20 (OT)	Greenville, S.C.
2016	MER	27-24	Macon, Ga.
2017	FUR	28-21	Greenville, S.C.
2018	FUR	35-30	Macon, Ga.
2019	FUR	45-10	Greenville, S.C.
2020-21	MER	26-14	Macon, Ga.
2021	MER	24-3	Greenville, S.C.
2022	FUR	23-13	Macon, Ga.

Furman 62, The Citadel 37, 3 ties

At CIT: FUR leads 25-22-2
 At FUR: FUR leads 34-15
 At neutral sites: FUR leads 3-0-1
Maurice Drayton vs. FUR: 0-0
Clay Hendrix vs. CIT: 4-2
Last CIT win: 26-7 in 2020-21
Last FUR win: 21-10 in 2022
Longest CIT streak: 7 (1971-77)
Longest FUR streak: 9 (1982-90)
Last 10 meetings: Series tied 5-5
Current streak: FUR has won two
Largest CIT win: 75-0 in 1913
Largest FUR win: 58-13 in 1987

Year	Winner	Score	Site
1913	CIT	75-0	Charleston, S.C.
1919	FUR	21-6	Greenville, S.C.
1920	FUR	21-6	Charleston, S.C.
1921	FUR	42-0	Greenville, S.C.
1922	FUR	28-0	Florence, S.C.
1923	FUR	30-14	Greenville, S.C.
1924	CIT	6-0	Charleston, S.C.
1925	FUR	7-0	Greenville, S.C.
1926	FUR	7-0	Charleston, S.C.
1927	FUR	6-0	Charleston, S.C.
1928	FUR	13-0	Greenville, S.C.
1929	Tie	0-0	Charleston, S.C.
1930	FUR	31-6	Greenville, S.C.
1931	FUR	33-7	Charleston, S.C.
1932	FUR	20-0	Orangeburg, S.C.
1933	FUR	14-0	Greenville, S.C.

1934	FUR	6-0	Charleston, S.C.
1935	FUR	35-0	Greenville, S.C.
1936	FUR	13-7	Greenville, S.C.
1937	CIT	8-0	Charleston, S.C.
1938	CIT	9-6	Greenville, S.C.
1939	FUR	7-0	Charleston, S.C.
1940	FUR	36-7	Greenville, S.C.
1941	Tie	13-13	Charleston, S.C.
1942	FUR	20-0	Greenville, S.C.
1946	FUR	14-0	Charleston, S.C.
1947	FUR	7-0	Greenville, S.C.
1948	FUR	9-0	Greenville, S.C.
1949	FUR	19-7	Charleston, S.C.
1950	FUR	21-7	Greenville, S.C.
1951	FUR	35-14	Orangeburg, S.C.
1952	Tie	7-7	Orangeburg, S.C.
1953	FUR	27-0	Charleston, S.C.
1954	FUR	31-20	Greenville, S.C.
1955	CIT	25-19	Charleston, S.C.
1956	FUR	7-0	Greenville, S.C.
1957	CIT	18-14	Charleston, S.C.
1958	CIT	24-6	Greenville, S.C.
1959	CIT	18-14	Charleston, S.C.
1960	CIT	7-6	Greenville, S.C.
1961	CIT	9-8	Charleston, S.C.
1962	FUR	33-25	Greenville, S.C.
1963	FUR	34-25	Charleston, S.C.
1964	CIT	17-0	Greenville, S.C.
1965	CIT	28-0	Charleston, S.C.
1966	CIT	10-6	Greenville, S.C.
1967	FUR	14-6	Charleston, S.C.
1968	CIT	31-12	Greenville, S.C.
1969	CIT	37-21	Charleston, S.C.
1970	FUR	28-21	Greenville, S.C.
1971	CIT	35-33	Charleston, S.C.
1972	CIT	19-13	Greenville, S.C.
1973	CIT	26-21	Charleston, S.C.
1974	CIT	24-0	Greenville, S.C.
1975	CIT	13-9	Charleston, S.C.
1976	CIT	17-16	Greenville, S.C.
1977	CIT	10-3	Charleston, S.C.
1978	FUR	17-13	Greenville, S.C.
1979	FUR	45-44	Charleston, S.C.
1980	FUR	28-15	Greenville, S.C.
1981	CIT	35-18	Charleston, S.C.
1982	FUR	27-0	Greenville, S.C.
1983	FUR	49-21	Charleston, S.C.
1984	FUR	42-14	Greenville, S.C.
1985	FUR	42-0	Charleston, S.C.
1986	FUR	37-14	Greenville, S.C.
1987	FUR	58-13	Charleston, S.C.
1988	FUR	30-17	Greenville, S.C.
1989	FUR	44-9	Charleston, S.C.
1990	FUR	30-17	Greenville, S.C.
1991	CIT	10-6	Charleston, S.C.
1992	CIT	20-14	Greenville, S.C.
1993	CIT	20-10	Charleston, S.C.
1994	CIT	52-44	Greenville, S.C.
1995	FUR	24-3	Charleston, S.C.
1996	FUR	35-25	Greenville, S.C.
1997	FUR	21-7	Charleston, S.C.
1998	CIT	25-24	Greenville, S.C.
1999	FUR	31-17	Charleston, S.C.
2000	FUR	33-7	Greenville, S.C.
2001	FUR	30-7	Charleston, S.C.
2002	FUR	37-10	Greenville, S.C.
2003	CIT	10-9	Charleston, S.C.
2004	FUR	33-14	Greenville, S.C.
2005	FUR	39-31 (3OT)	Charleston, S.C.
2006	FUR	23-17	Greenville, S.C.
2007	CIT	54-51 (OT)	Charleston, S.C.
2008	FUR	34-20	Greenville, S.C.
2009	CIT	38-28	Charleston, S.C.
2010	FUR	31-14	Greenville, S.C.
2011	FUR	16-6	Charleston, S.C.
2012	CIT	42-20	Greenville, S.C.
2013	FUR	24-17	Charleston, S.C.
2014	CIT	42-35 (OT)	Charleston, S.C.
2015	CIT	38-17	Greenville, S.C.
2016	CIT	19-14	Charleston, S.C.
2017	FUR	56-20	Greenville, S.C.
2018	FUR	28-17	Charleston, S.C.
2019	CIT	27-10	Greenville, S.C.

#SoConFB



FURMAN VS. 2023 OPPONENTS



FURMAN QUARTERBACK TYLER HUFF

2020-21	CIT	26-7	Charleston, S.C.
2021	FUR	24-14	Greenville, S.C.
2022	FUR	21-10	Charleston, S.C.

Furman 13, Samford 12

At FUR: SAM leads 8-6
At SAM: FUR leads 7-4
Clay Hendrix vs. SAM: 3-3
Chris Hatcher vs. FUR: 4-6 (0-2 GSU, 4-4 SAM)
Last FUR win: 41-34 in 2021
Last SAM win: 34-27 in 2022
Longest FUR streak: 7 (1997-2010)
Longest SAM streak: 5 (1962-69)
Last 10 meetings: Series tied 5-5
Current streak: SAM has won one
Largest FUR win: 58-14 in 2019
Largest SAM win: 45-0 in 2014

Year	Winner	Score	Site
1961	FUR	21-14	Greenville, S.C.
1962	SAM	14-7	Greenville, S.C.
1966	SAM	17-7	Greenville, S.C.
1967	SAM	42-28	Birmingham, Ala.
1968	SAM	17-12	Greenville, S.C.
1969	SAM	34-14	Birmingham, Ala.
1997	FUR	29-10	Birmingham, Ala.
1998	FUR	34-24	Greenville, S.C.
2004	FUR	45-10	Birmingham, Ala.
2005	FUR	45-23	Greenville, S.C.
2008	FUR	28-27	Birmingham, Ala.
2009	FUR	26-24	Greenville, S.C.
2010	FUR	27-10	Birmingham, Ala.
2011	SAM	26-21	Greenville, S.C.
2012	SAM	24-21	Birmingham, Ala.

2013	FUR	35-17	Greenville, S.C.
2014	SAM	45-0	Greenville, S.C.
2015	FUR	20-17	Birmingham, Ala.
2016	SAM	38-21	Greenville, S.C.
2017	SAM	26-20	Birmingham, Ala.
2018	SAM	38-25	Greenville, S.C.
2019	FUR	58-14	Birmingham, Ala.
2020-21	FUR	44-37 (OT)	Greenville, S.C.
2021	FUR	41-34	Birmingham, Ala.
2022	SAM	34-27	Greenville, S.C.

Furman 35, Western Carolina 13, 2 ties

At FUR: FUR leads 19-6-1
At WCU: FUR leads 16-7-1
Clay Hendrix vs. WCU: 5-1
Kerwin Bell vs. FUR: 1-1
Last FUR win: 47-40 in 2022
Last WCU win: 43-42 in 2021
Longest FUR streak: 8 (2006-13)
Longest WCU streak: 3 (1992-94)
Last 10 meetings: FUR leads 7-3
Current streak: FUR has won one
Largest FUR win: 34-0 in 1975
Largest WCU win: 48-10 in 2015

Year	Winner	Score	Site
1971	FUR	21-14	Greenville, S.C.
1972	WCU	20-15	Cullowhee, N.C.
1975	FUR	34-0	Greenville, S.C.
1977	Tie	24-24	Greenville, S.C.
1978	FUR	24-7	Cullowhee, N.C.
1979	FUR	23-14	Greenville, S.C.
1980	FUR	28-14	Cullowhee, N.C.
1981	FUR	31-27	Cullowhee, N.C.

1982	FUR	12-6	Greenville, S.C.
1983	Tie	17-17	Cullowhee, N.C.
1983*	WCU	14-7	Greenville, S.C.
1984	WCU	20-19	Greenville, S.C.
1985	FUR	31-27	Cullowhee, N.C.
1986	WCU	19-13	Greenville, S.C.
1987	WCU	20-14	Cullowhee, N.C.
1988	FUR	31-0	Greenville, S.C.
1989	FUR	17-3	Cullowhee, N.C.
1990	FUR	42-9	Greenville, S.C.
1991	FUR	42-14	Cullowhee, N.C.
1992	WCU	29-27	Greenville, S.C.
1993	WCU	23-20	Cullowhee, N.C.
1994	WCU	35-24	Greenville, S.C.
1995	FUR	31-21	Cullowhee, N.C.
1996	FUR	45-30	Greenville, S.C.
1997	WCU	17-16	Cullowhee, N.C.
1998	FUR	31-7	Greenville, S.C.
1999	FUR	27-19	Cullowhee, N.C.
2000	FUR	38-14	Greenville, S.C.
2001	FUR	31-13	Cullowhee, N.C.
2002	FUR	24-23	Greenville, S.C.
2003	FUR	19-13	Cullowhee, N.C.
2004	FUR	31-10	Greenville, S.C.
2005	WCU	41-21	Cullowhee, N.C.
2006	FUR	42-7	Greenville, S.C.
2007	FUR	52-21	Cullowhee, N.C.
2008	FUR	28-21	Greenville, S.C.
2009	FUR	33-14	Cullowhee, N.C.
2010	FUR	31-17	Greenville, S.C.
2011	FUR	47-21	Cullowhee, N.C.
2012	FUR	45-24	Greenville, S.C.
2013	FUR	32-20	Cullowhee, N.C.
2014	WCU	35-17	Greenville, S.C.
2015	WCU	48-10	Cullowhee, N.C.
2016	FUR	49-21	Greenville, S.C.
2017	FUR	28-6	Cullowhee, N.C.
2018	FUR	44-38	Greenville, S.C.
2019	FUR	28-7	Cullowhee, N.C.
2020-21	FUR	35-17	Greenville, S.C.
2021	WCU	43-42	Cullowhee, N.C.
2022	FUR	47-40	Greenville, S.C.

*NCAA Playoffs

Furman 28, ETSU 9

At ETSU: FUR leads 12-6
At FUR: FUR leads 16-3
George Quarles vs. FUR: 0-1
Clay Hendrix vs. ETSU: 4-2
Last ETSU win: 17-13 in 2021
Last FUR win: 27-14 in 2022
Longest ETSU streak: 3 (1996-98)
Longest FUR streak: 9 (1987-95)
Last 10 meetings: FUR leads 8-2
Current streak: FUR has won one
Largest ETSU win: 58-28 in 1997
Largest FUR win: 52-7 in 2016

Year	Winner	Score	Site
1957	FUR	13-7	Greenville, S.C.
1973	FUR	40-21	Greenville, S.C.
1974	ETSU	24-13	Johnson City, Tenn.
1977	FUR	42-12	Greenville, S.C.
1978	FUR	35-14	Johnson City, Tenn.
1979	ETSU	28-24	Greenville, S.C.
1980	FUR	33-21	Johnson City, Tenn.
1981	FUR	21-0	Greenville, S.C.
1982	FUR	20-15	Johnson City, Tenn.
1983	FUR	28-7	Greenville, S.C.
1984	FUR	28-16	Johnson City, Tenn.
1985	FUR	35-31	Greenville, S.C.
1986	ETSU	25-13	Johnson City, Tenn.
1987	FUR	24-13	Greenville, S.C.
1988	FUR	31-14	Johnson City, Tenn.
1989	FUR	44-20	Greenville, S.C.
1990	FUR	29-13	Johnson City, Tenn.
1991	FUR	52-23	Greenville, S.C.
1992	FUR	45-14	Johnson City, Tenn.
1993	FUR	45-21	Greenville, S.C.
1994	FUR	33-21	Johnson City, Tenn.
1995	FUR	21-15	Greenville, S.C.
1996	ETSU	21-19	Johnson City, Tenn.
1997	ETSU	58-28	Greenville, S.C.
1998	ETSU	22-19 (2OT)	Johnson City, Tenn.



FURMAN VS. 2023 OPPONENTS

1999	FUR	48-21	Greenville, S.C.
2000	ETSU	23-21	Johnson City, Tenn.
2001	FUR	31-6	Greenville, S.C.
2002	FUR	25-0	Johnson City, Tenn.
2003	FUR	30-10	Greenville, S.C.
2016	FUR	52-7	Johnson City, Tenn.
2017	FUR	56-35	Greenville, S.C.
2018	ETSU	29-27	Johnson City, Tenn.
2019	FUR	17-10	Greenville, S.C.
2020-21	FUR	17-13	Johnson City, Tenn.
2021	ETSU	17-13	Greenville, S.C.
2022	FUR	27-14	Johnson City, Tenn.

Furman 31, Chattanooga 21

At FUR: FUR leads 14-12

At UTC: FUR leads 17-9

Clay Hendrix vs. UTC: 4-2

Rusty Wright vs. FUR: 2-2

Last FUR win: 24-20 in 2022

Last UTC win: 13-3 in 2021

Longest FUR streak: 15 (1995-09)

Longest UTC streak: 5 (1928-68; 2012-16)

Last 10 meetings: UTC leads 7-3

Current streak: FUR has won one

Largest FUR win: 63-21 in 2003

Largest UTC win: 34-0 in 1957

Year	Winner	Score	Site
1928	UTC	15-0	Greenville, S.C.
1929	UTC	20-7	Chattanooga, Tenn.
1957	UTC	34-0	Greenville, S.C.
1959	UTC	20-7	Chattanooga, Tenn.
1968	UTC	31-14	Chattanooga, Tenn.
1970	FUR	18-16	Greenville, S.C. 6-4
1977	FUR	17-7	Chattanooga, Tenn.
1978	UTC	13-9	Greenville, S.C.
1979	UTC	45-14	Greenville, S.C.
1980	FUR	42-28	Chattanooga, Tenn.
1981	UTC	31-28	Greenville, S.C.
1982	UTC	16-13	Chattanooga, Tenn.
1983	FUR	28-14	Greenville, S.C.
1984	UTC	14-7	Chattanooga, Tenn.
1985	FUR	28-0	Greenville, S.C.
1986	FUR	21-10	Chattanooga, Tenn.
1987	UTC	16-14	Greenville, S.C.
1988	FUR	10-7	Chattanooga, Tenn.
1989	FUR	27-17	Greenville, S.C.
1990	FUR	38-21	Chattanooga, Tenn.
1991	FUR	24-21	Greenville, S.C.
1992	FUR	35-7	Chattanooga, Tenn.
1993	UTC	45-42	Chattanooga, Tenn.
1994	UTC	34-20	Greenville, S.C.
1995	FUR	23-21	Chattanooga, Tenn.
1996	FUR	42-21	Greenville, S.C.
1997	FUR	43-21	Chattanooga, Tenn.
1998	FUR	31-28	Greenville, S.C.
1999	FUR	40-35	Chattanooga, Tenn.
2000	FUR	45-44 (OT)	Greenville, S.C.
2001	FUR	42-10	Chattanooga, Tenn.
2002	FUR	35-7	Greenville, S.C.
2003	FUR	63-21	Chattanooga, Tenn.
2004	FUR	51-31	Greenville, S.C.
2005	FUR	56-35	Chattanooga, Tenn.
2006	FUR	28-22 (OT)	Greenville, S.C.
2007	FUR	28-22	Chattanooga, Tenn.
2008	FUR	35-10	Greenville, S.C.
2009	FUR	38-20	Chattanooga, Tenn.
2010	UTC	36-28	Greenville, S.C.
2011	FUR	14-7	Chattanooga, Tenn.
2012	UTC	31-10	Greenville, S.C.
2013	UTC	31-9	Chattanooga, Tenn.
2014	UTC	45-19	Greenville, S.C.
2015	UTC	31-3	Chattanooga, Tenn.
2016	UTC	21-14	Greenville, S.C.
2017	FUR	41-17	Chattanooga, Tenn.
2018	FUR	16-10	Greenville, S.C.
2019	FUR	35-20	Chattanooga, Tenn.
2020-21	UTC	20-18	Greenville, S.C.
2021	UTC	13-3	Chattanooga, Tenn.
2022	FUR	24-20	Greenville, S.C.

Furman 30, VMI 10

At FUR: FUR leads 17-3

At VMI: FUR leads 13-7

Clay Hendrix vs. VMI: 5-1
Danny Rocco vs. FUR: 0-0
Last FUR win: 41-3 in 2022
Last VMI win: 14-13 in 2020-21
Longest FUR streak: 21 (1980-02)
Longest VMI streak: 5 (1974-79)
Last 10 meetings: FUR leads 8-2
Current streak: FUR has won two
Largest FUR win: 58-0 in 1999; 65-7 in 2001
Largest VMI win: 31-7 in 1972

Year	Winner	Score	Site
1946	VMI	26-7	Greenville, S.C.
1970	VMI	13-0	Lexington, Va.
1971	FUR	14-0	Greenville, S.C.
1972	VMI	31-7	Lexington, Va.
1973	FUR	19-13	Greenville, S.C.
1974	VMI	7-0	Lexington, Va.
1975	VMI	13-10	Greenville, S.C.
1976	VMI	17-3	Lexington, Va.
1977	VMI	31-28	Greenville, S.C.
1979	VMI	21-20	Lexington, Va.
1980	FUR	21-16	Greenville, S.C.
1981	FUR	33-21	Lexington, Va.
1982	FUR	38-3	Greenville, S.C.
1983	FUR	49-0	Lexington, Va.
1986	FUR	34-3	Lexington, Va.
1987	FUR	38-0	Greenville, S.C.
1988	FUR	31-13	Greenville, S.C.
1989	FUR	30-6	Lexington, Va.
1990	FUR	51-22	Greenville, S.C.
1991	FUR	46-28	Lexington, Va.
1992	FUR	41-13	Greenville, S.C.
1993	FUR	24-0	Greenville, S.C.
1994	FUR	28-11	Lexington, Va.
1995	FUR	55-24	Greenville, S.C.
1996	FUR	31-14	Lexington, Va.
1997	FUR	35-14	Greenville, S.C.
1998	FUR	51-14	Lexington, Va.
1999	FUR	58-0	Greenville, S.C.
2000	FUR	35-21	Lexington, Va.
2001	FUR	65-7	Greenville, S.C.
2002	FUR	55-28	Lexington, Va.
2014	VMI	31-15	Lexington, Va.
2015	FUR	24-21	Greenville, S.C.
2016	FUR	24-10	Lexington, Va.
2017	FUR	42-10	Greenville, S.C.
2018	FUR	49-13	Lexington, Va.
2019	FUR	60-21	Greenville, S.C.
2020-21	VMI	14-13	Lexington, Va.
2021	FUR	37-31	Greenville, S.C.
2022	FUR	41-3	Lexington, Va.

Furman 56, Wofford 33, 7 ties

At FUR: FUR leads 35-11-5

At WOF: WOF leads 22-21-2

Clay Hendrix vs. WOF: 3-3

Shawn Watson vs. FUR: 0-1

Last FUR win: 63-28 in 2022

Last WOF win: 24-7 in 2019

Longest FUR streak: 19 (1917-47)

Longest WOF streak: 6 (1968-71)

Last 10 meetings: Series tied 5-5

Current streak: FUR has won two

Largest FUR win: 69-0 in 1920

Largest WOF win: 44-0 in 1895

Year	Winner	Score	Site
1889	WOF	5-1	Spartanburg, S.C.
1889	WOF	2-1	Greenville, S.C.
1890	FUR	12-0	Spartanburg, S.C.
1890	FUR	28-2	Greenville, S.C.
1893	FUR	18-4	Greenville, S.C.
1895	WOF	44-0	Spartanburg, S.C.
1896	WOF	6-0	Spartanburg, S.C.
1900	Tie	0-0	Spartanburg, S.C.
1900	WOF	6-5	Greenville, S.C.
1901	FUR	17-0	Greenville, S.C.
1914	FUR	19-12	Greenville, S.C.
1915	FUR	25-0	Greenville, S.C.
1916	WOF	9-7	Spartanburg, S.C.
1917	FUR	18-3	Greenville, S.C.
1918	FUR	7-0	Spartanburg, S.C.
1919	FUR	7-6	Greenville, S.C.
1920	FUR	69-0	Spartanburg, S.C.

1921	FUR	62-0	Greenville, S.C.
1922	FUR	41-0	Spartanburg, S.C.
1928	FUR	26-0	Greenville, S.C.
1929	FUR	25-6	Spartanburg, S.C.
1930	FUR	14-0	Spartanburg, S.C.
1931	FUR	20-0	Greenville, S.C.
1932	FUR	24-0	Spartanburg, S.C.
1933	FUR	38-0	Greenville, S.C.
1934	FUR	13-0	Spartanburg, S.C.
1935	FUR	29-0	Greenville, S.C.
1936	FUR	31-0	Spartanburg, S.C.
1937	FUR	58-0	Greenville, S.C.
1941	FUR	40-19	Greenville, S.C.
1946	FUR	31-0	Greenville, S.C.
1947	FUR	20-6	Spartanburg, S.C.
1948	Tie	7-7	Greenville, S.C.
1950	Tie	13-13	Greenville, S.C.
1951	WOF	14-12	Spartanburg, S.C.
1952	FUR	29-21	Greenville, S.C.
1953	FUR	7-6	Spartanburg, S.C.
1954	WOF	19-0	Greenville, S.C.
1955	WOF	27-6	Spartanburg, S.C.
1956	WOF	18-6	Greenville, S.C.
1957	WOF	13-12	Spartanburg, S.C.
1958	FUR	40-39	Greenville, S.C.
1959	WOF	6-3	Spartanburg, S.C.
1960	FUR	41-26	Greenville, S.C.
1961	FUR	12-7	Spartanburg, S.C.
1962	FUR	34-21	Greenville, S.C.
1963	FUR	21-19	Spartanburg, S.C.
1964	WOF	21-14	Greenville, S.C.
1965	WOF	35-13	Spartanburg, S.C.
1966	Tie	15-15	Greenville, S.C.
1967	FUR	21-20	Spartanburg, S.C.
1968	WOF	13-7	Spartanburg, S.C.
1968	WOF	21-7	Greenville, S.C.
1969	WOF	49-7	Spartanburg, S.C.
1969	WOF	31-21	Greenville, S.C.
1970	WOF	28-13	Greenville, S.C.
1971	WOF	27-0	Spartanburg, S.C.
1972	FUR	24-7	Greenville, S.C.
1973	FUR	21-19	Spartanburg, S.C.
1974	FUR	21-20	Greenville, S.C.
1975	Tie	14-14	Spartanburg, S.C.
1976	FUR	56-14	Greenville, S.C.
1977	WOF	13-7	Spartanburg, S.C.
1978	FUR	36-12	Greenville, S.C.
1979	WOF	27-17	Spartanburg, S.C.
1980	Tie	14-14	Greenville, S.C.
1989	FUR	42-7	Greenville, S.C.
1993	Tie	14-14	Greenville, S.C.
1995	FUR	38-0	Greenville, S.C.
1996	FUR	33-3	Greenville, S.C.
1997	FUR	28-7	Greenville, S.C.
1998	WOF	40-20	Spartanburg, S.C.
1999	FUR	30-3	Greenville, S.C.
2000	FUR	27-18	Spartanburg, S.C.
2001	FUR	45-14	Greenville, S.C.
2002	FUR	23-21	Spartanburg, S.C.
2003	WOF	7-6	Greenville, S.C.
2004	FUR	31-24	Spartanburg, S.C.
2005	FUR	34-21	Greenville, S.C.
2006	FUR	35-21	Spartanburg, S.C.
2007	WOF	45-20	Greenville, S.C.
2008	WOF	35-10	Spartanburg, S.C.
2009	FUR	58-21	Greenville, S.C.
2010	WOF	38-17	Spartanburg, S.C.
2011	FUR	26-21	Greenville, S.C.
2012	WOF	20-17	Spartanburg, S.C.
2013	FUR	27-14	Greenville, S.C.
2014	FUR	31-14	Greenville, S.C.
2015	WOF	38-28	Spartanburg, S.C.
2016	WOF	34-27	Greenville, S.C.
2017	WOF	24-23	Spartanburg, S.C.
2017*	WOF	28-10	Spartanburg, S.C.
2018	FUR	34-14	Greenville, S.C.
2019	WOF	24-7	Spartanburg, S.C.
2021	FUR	42-20	Spartanburg, S.C.
2022	FUR	63-28	Greenville, S.C.

* NCAA Playoffs

#SoConFB

PALADINS



FURMAN YEAR-BY-YEAR

Year	Overall	SoCon	Place	Coach
1889	0 2 0			William Beattie
1890	2 0 0			H.C. Granger
1891	0 1 0			
1892	1 0 0			H.P. Young
1893	1 1 0			
1894	No team			
1895	0 2 0			
1896	2 3 0			Harry Sims
1897-99	No team			
1900	0 2 1			Frank Spencer
1901	1 2 1			C.S. Roller
1902	4 3 4			C.S. Roller
1903-12	No team			
1913	6 3 0			W.C. "Cuppy" Farmer
1914	2 5 0			W.B. Bible
1915	5 3 0			W.L. Laval
1916	4 5 0			W.L. Laval
1917	3 5 0			W.L. Laval
1918	3 5 1			W.L. Laval
1919	6 2 1			W.L. Laval
1920	9 1 0			W.L. Laval
1921	7 2 1			W.L. Laval
1922	8 3 0			W.L. Laval
1923	9 2 0			W.L. Laval
1924	5 5 0			W.L. Laval
1925	7 3 0			W.L. Laval
1926	8 1 1			W.L. Laval
1927	10 1 0			W.L. Laval
1928	5 4 0			T.B. Amis
1929	5 4 1			T.B. Amis
1930	6 3 1			T.B. Amis
1931	5 2 2			T.B. Amis
1932	8 1 0			A.P. "Dizzy" McLeod
1933	6 1 2			A.P. "Dizzy" McLeod
1934	5 4 0			A.P. "Dizzy" McLeod
1935	8 1 0			A.P. "Dizzy" McLeod
1936	7 2 0	4 1 0	3rd	A.P. "Dizzy" McLeod
1937	4 3 2	1 2 0	11th	A.P. "Dizzy" McLeod
1938	2 7 1	0 4 0	14th	A.P. "Dizzy" McLeod
1939	5 4 0	3 3 0	t-6th	A.P. "Dizzy" McLeod
1940	5 4 0	4 3 0	8th	A.P. "Dizzy" McLeod
1941	3 4 2	2 3 0	9th	A.P. "Dizzy" McLeod
1942	3 6 0	3 3 0	7th	A.P. "Dizzy" McLeod
1943-45	No team			
1946	2 8 0	1 4 0	t-13th	R.W. Smith
1947	2 7 0	1 4 0	t-14th	R.W. Smith
1948	2 6 1	2 4 0	t-10th	H.E. Smith
1949	3 6 0	3 3 0	t-9th	H.E. Smith
1950	2 8 1	2 4 0	13th	Bill Young
1951	3 6 1	1 4 1	15th	Bill Young
1952	6 3 1	2 2 1	7th	Bill Young
1953	7 2 0	2 0 0	2nd	Bill Young
1954	5 5 0	2 0 0	2nd	Bill Young
1955	1 9 0	1 1 0	7th	Homer Hobbs
1956	2 8 0	2 2 0	5th	Homer Hobbs
1957	3 7 0	2 1 0	4th	Homer Hobbs
1958	2 7 0	1 2 0	8th	Bob King
1959	3 7 0	3 2 0	4th	Bob King
1960	5 4 1	2 2 0	5th	Bob King
1961	7 3 0	2 2 0	5th	Bob King
1962	4 6 0	2 2 0	5th	Bob King
1963	7 3 0	3 2 0	4th	Bob King
1964	3 7 0	1 4 0	t-8th	Bob King
1965	5 5 0	2 3 0	t-6th	Bob King
1966	2 7 1	1 4 0	t-8th	Bob King
1967	5 5 0	2 3 0	t-5th	Bob King
1968	1 9 0	0 4 0	7th	Bob King
1969	1 8 1	0 4 0	t-6th	Bob King
1970	8 3 0	3 2 0	3rd	Bob King
1971	5 5 1	2 3 0	5th	Bob King
1972	2 9 1	1 6 0	7th	Bob King
1973	7 4 0	3 3 0	4th	Art Baker
1974	5 6 0	2 4 0	7th	Art Baker
1975	5 5 1	2 4 0	t-6th	Art Baker
1976	6 4 1	2 2 1	t-3rd	Art Baker
1977	4 5 2	3 2 1	4th	Art Baker
1978	8 3 0	4 1 0	t-1st	Dick Sheridan

Year	Overall	SoCon	Place	Coach
1979	5 6 0	4 3 0	4th	Dick Sheridan
1980	9 1 1	7 0 0	1st	Dick Sheridan
1981	8 3 0	5 2 0	1st	Dick Sheridan
1982	9 3 0	6 1 0	1st	Dick Sheridan
1983	10 2 1	6 0 1	1st	Dick Sheridan
1984	8 3 0	3 3 0	4th	Dick Sheridan
1985	12 2 0	6 0 0	1st	Dick Sheridan
1986	7 3 2	4 2 1	3rd	Jimmy Satterfield
1987	7 4 0	4 3 0	t-3rd	Jimmy Satterfield
1988	13 2 0	6 1 0	t-1st	Jimmy Satterfield
1989	12 2 0	7 0 0	1st	Jimmy Satterfield
1990	9 4 0	6 1 0	1st	Jimmy Satterfield
1991	7 4 0	4 3 0	t-4th	Jimmy Satterfield
1992	6 5 0	4 3 0	5th	Jimmy Satterfield
1993	5 5 1	4 4 0	t-4th	Jimmy Satterfield
1994	3 8 0	2 6 0	t-7th	Bobby Johnson
1995	6 5 0	5 3 0	t-3rd	Bobby Johnson
1996	9 4 0	6 2 0	3rd	Bobby Johnson
1997	7 4 0	5 3 0	t-3rd	Bobby Johnson
1998	5 6 0	3 5 0	t-6th	Bobby Johnson
1999	9 3 0	7 1 0	t-1st	Bobby Johnson
2000	9 3 0	6 2 0	t-2nd	Bobby Johnson
2001	12 3 0	7 1 0	t-1st	Bobby Johnson
2002	8 4 0	6 2 0	t-2nd	Bobby Lamb
2003	6 5 0	4 4 0	t-4th	Bobby Lamb
2004	10 3 0	6 1 0	t-1st	Bobby Lamb
2005	11 3 0	5 2 0	t-2nd	Bobby Lamb
2006	8 4 0	6 1 0	2nd	Bobby Lamb
2007	6 5 0	4 3 0	t-3rd	Bobby Lamb
2008	7 5 0	4 4 0	t-4th	Bobby Lamb
2009	6 5 0	5 3 0	3rd	Bobby Lamb
2010	5 6 0	3 5 0	6th	Bobby Lamb
2011	6 5 0	5 3 0	4th	Bruce Fowler
2012	3 8 0	2 6 0	7th	Bruce Fowler
2013	8 6 0	6 2 0	t-1st	Bruce Fowler
2014	3 9 0	2 5 0	6th	Bruce Fowler
2015	4 7 0	2 5 0	t-6th	Bruce Fowler
2016	3 8 0	3 5 0	6th	Bruce Fowler
2017	8 5 0	6 2 0	t-2nd	Clay Hendrix
2018	6 4 0	6 2 0	t-1st	Clay Hendrix
2019	8 5 0	6 2 0	2nd	Clay Hendrix
2020-21	3 4 0	3 4 0	6th	Clay Hendrix
2021	6 5 0	4 4 0	t-4th	Clay Hendrix
2022	10 3 0	7 1 0	2nd	Clay Hendrix
Total	635-496-38	291-224-11		

ALL-TIME FURMAN COACHES

Coach	Seasons	Years	W	L	T	Pct.
William Beattie	1889	1	0	2	0	.000
H.C. Granger	1890	1	2	0	0	1.00
H.P. Young	1892	1	1	0	0	1.00
Harry Sims	1896	1	2	3	0	.400
Frank Spencer	1900	1	0	2	1	.167
C.S. Roller	1901-02	2	5	5	5	.500
W.C. "Cuppy" Farmer	1913	1	6	3	0	.667
W.B. Bible	1914	1	2	6	0	.250
W.L. Laval	1915-27	13	84	37	4	.688
T.B. Amis	1928-31	4	21	13	4	.605
A.P. "Dizzy" McLeod	1932-42	11	56	37	7	.595
R.W. Smith	1946-47	2	4	15	0	.211
H.E. Smith	1948-49	2	5	12	1	.306
Bill Young	1950-54	5	23	24	3	.490
Homer Hobbs	1955-57	3	6	24	0	.250
Bob King	1958-72	15	60	88	4	.408
Art Baker	1973-77	5	27	24	4	.527
Dick Sheridan	1978-85	8	69	23	2	.745
Jimmy Satterfield	1986-93	8	66	29	3	.689
Bobby Johnson	1994-01	8	60	36	0	.625
Bobby Lamb	2002-10	9	67	40	0	.626
Bruce Fowler	2011-16	6	27	43	0	.386
Clay Hendrix	2017-present	6	41	26	0	.612



PALADIN STADIUM (14,518)



MERCER

DREW CRONIC HEAD COACH



Alma mater (year):..... Georgia (1998)
Hometown:..... Sharpsburg, Ga.
Career record (years):..... 66-19 (7)
School record (years):..... 19-13 (3)
SoCon record (years):..... 16-8 (3)
FCS Playoff appearances:..... 0

CRONIC'S YEAR-BY-YEAR RECORD

Year	School	SoCon	Overall
2015	Reinhardt		9-2
2016	Reinhardt		13-1
2018	Lenoir-Rhyne		12-2
2019	Lenoir-Rhyne		13-1
2020-21	Mercer	5-3	5-6
2021	Mercer	6-2	7-3
2022	Mercer	5-3	7-4
Reinhardt (2)			22-3 (.880)
Lenoir-Rhyne (2)			25-3 (.893)
Mercer (3)			16-8 (.667) 19-13 (.594)
Career (7)			16-8 (.667) 66-19 (.776)

2023 COACHING STAFF

David A. Cole..... Associate head coach/cornerbacks/special teams
 Bob Bodine..... Offensive coordinator/offensive line
 Joel Taylor..... Defensive coordinator/linebackers
 Mike Adams..... Defensive pass game coordinator/safeties
 Sumner Ellis..... KATs/defensive recruiting coordinator
 La'Donte Harris..... Wide receivers/pass game coordinator
 Jimmy Long..... Defensive run game coordinator/defensive line
 Kevin O'Brien..... Tight ends
 David Salmon..... Quarterbacks
 Fred Jones..... Running game coordinator/running backs

2023 ROSTER

No.	Name	Pos.	Ht.	Wt.	Cl.	Hometown/Previous school	No.	Name	Pos.	Ht.	Wt.	Cl.	Hometown/Previous school
0	Lance Wise	DB	5-9	195	Sr.	Marietta, Ga./Hillgrove	57	Jose Gonzalez	OL	6-3	270	R-Fr.	Warner Robins, Ga./Warner Robins
1	Devron Harper	WR	5-9	175	Sr.	Conyers, Ga./Gardner-Webb	60	Joshua Williams	DL	6-1	240	R-So.	Sherrills Ford, N.C./East Carolina
2	Austin Douglas	RB	6-0	208	R-Jr.	Decatur, Ga./James Madison	61	Avery Ferris	OL	6-2	270	Fr.	Auburn, Ala./Auburn HS
3	Isaac Dowling	LB	5-10	225	Jr.	Snellville, Ga./Shiloh	62	Joe Miller	LS	5-11	220	R-Fr.	Flowery Branch, Ga./Buford
5	Al Wooten II	RB	6-0	223	Jr.	Memphis, Tenn./Christian Brothers	63	Eli Edwards	OL	6-5	297	R-Fr.	Cumming, Ga./North Forsyth
6	Cam Sims	DB	6-2	185	R-Jr.	Memphis, Tenn./Georgia State	64	Riley Adcock	OL	6-0	270	Jr.	Dacula, Ga./Dacula
7	Carter Peevy	QB	6-3	225	R-So.	Lawrenceville, Ga./Archer	66	Riley Bell	OL	6-4	285	R-Fr.	Tallapoosa, Ga./Haralson County
8	TJ Moore	DB	6-1	185	Jr.	Riverdale, Ga./Riverdale	68	Nate Howard	OL	6-7	315	R-Jr.	Forsyth, Ga./South Alabama
9	Tavion McCarthy	DB	5-10	190	Gr.	Waukegan, Ill./Northern Michigan	70	Amarii Atchison	OL	6-7	280	Fr.	Douglasville, Ga./Alexander
10	Parker Wroble	WR	5-10	183	Jr.	Hoschton, Ga./Air Force Prep	71	Israel Mukwiza	OL	6-2	320	R-Jr.	Bronx, N.Y./Alabama A&M
11	Solomon Zubairu	DL	6-1	255	Sr.	Lawrenceville, Ga./Archer	72	Caleb Carter	OL	6-3	270	R-Fr.	Piedmont, S.C./Wren
12	Hess Horne	QB	6-2	190	R-So.	Eufala, Ala./Missouri State	73	John Thomas	OL	6-3	300	Sr.	Marietta, Ga./Hillgrove
13	Ty James	WR	6-2	200	R-Jr.	Conyers, Ga./Georgia	74	Luke Barlow	OL	6-2	280	R-So.	Savannah, Ga./Benedictine Military School
14	Chris Joines	DB	6-3	195	So.	Winston-Salem, N.C./Myrtle Beach Prep	77	Mac Johnson	OL	6-3	255	R-So.	Waycross, Ga./Ware County
15	Ken Standley	LB	5-11	225	R-Jr.	Waycross, Ga./Ware County	79	Matthew Johnson	OL	6-5	285	R-Fr.	Marbury, Ala./Troy
16	Christian Davis	DB	5-10	185	Fr.	Tuscaloosa, Ala./American Christian Academy	80	Kendall Harris	WR	6-1	185	Fr.	Concord, N.C./Cox Mill
17	Daniel Shoch	QB	6-3	220	R-Fr.	Selinsgrove, Pa./East Coweta	81	Scotter Risper	WR	5-10	165	Gr.	Macon, Ga./West Georgia
18	Adjatay Dabbs	WR	6-1	175	Fr.	Greenville, Tenn./Greenville	82	Andrew May	TE	6-4	230	R-Jr.	Evans, Ga./Lakeside
19	Drew Moore	QB	6-2	180	Fr.	Goose Creek, S.C./Goose Creek	84	Gavin McKay	TE	6-5	225	R-So.	Memphis, Tenn./Missouri
20	Richie Coffey	DB	5-11	193	Sr.	Jacksonville, Fla./Baldwin	85	Sawyer Burt	TE	6-4	243	R-Fr.	Fort Payne, Ala./Fort Payne
21	Brayden Smith	WR	5-11	170	Fr.	Macon, Ga./Tattall Square Academy	86	Sam Albee	TE	6-5	225	Fr.	Roswell, Ga./Fellowship Christian School
22	Dainsus Miller	DB	5-10	170	R-Fr.	Fairburn, Ga./Marshall	87	Barrett Schmidkofler	TE	6-2	221	R-Fr.	Senoia, Ga./Starr's Mill
23	Travion Solomon	WR	6-1	180	So.	Macon, Ga./Northeast	88	Ty Everson	TE	6-3	225	Fr.	Blackshear, Ga./Navy Prep
24	Marques Thomas	LB	6-1	220	Jr.	McCalla, Ala./McAdory	89	Ian Garcia	P	6-0	200	R-Fr.	Windermer, Fla./Foundation Academy
25	Tyrell Coard	RB	6-0	200	Fr.	Concord, N.C./Cox Mill	90	Brayden Manley	DL	6-3	240	Fr.	Vanceboro, N.C./West Craven
26	Micah McGowan	RB	5-11	195	Jr.	Petal, Miss./Mississippi Gulf Coast CC	91	Jordan Swain	DL	6-3	255	R-Jr.	Brunswick, Ga./Glenn Academy
27	Micah Bell	RB	6-0	200	R-Fr.	McDonough, Ga./Charlotte	93	Reice Griffith	K	5-10	170	Fr.	Pace, Fla./Pace
29	Xavier Brantley	WR	6-1	185	R-Fr.	Uvalda, Ga./Montgomery County	94	Savio Frazier	DL	6-2	285	Jr.	Hampton, Ga./Dutchtown
30	Kaleb Frost	DB	6-2	170	R-Fr.	Summerville, S.C./Cane Bay	95	Walter Goggins	DL	6-2	260	Fr.	Tusculum, Ala./Deshler
31	Myles Weston	DB	5-11	168	R-Fr.	Port Charlotte, Fla./Venice	96	Arias Nash	DL	6-3	265	So.	Charlotte, N.C./Stuart Cramer
32	Josh Pickett	DB	5-11	176	R-Fr.	Hahira, Ga./Lowndes	97	Kody Arnold	P	5-10	170	Fr.	Brunswick, Ga./Glynn Academy
33	Donovan Watkins	DB	6-0	170	Fr.	Winnsboro, S.C./Fairfield Central	98	Chris Hill	DL	6-2	284	R-Jr.	Statesboro, Ga./Statesboro
34	Myles Redding	DB	6-1	190	Jr.	Mableton, Ga./Whitefield Academy	99	Aden Camese	DL	6-3	290	So.	Bellevue, Neb./Bellevue West High School
35	Langston White	RB	5-10	185	R-So.	Decatur, Ga./Cedar Grove		Bryce Addison	K	5-9	165	R-Fr.	Saint Augustine, Fla./Pedro Menendez
37	CJ Miller	RB	5-11	238	So.	Gadsden, Ala./Gadsden City		Ryan Attaway	LB	6-0	215	Jr.	Milton, Ga./Blessed Trinity Catholic
38	Juwan Johnson	DB	5-11	195	So.	Savannah, Ga./Calvary Day School		Jason Berko	OL	6-2	275	R-Fr.	Watkinsville, Ga./Oconee County
40	Isaiah Washburn	LB	6-2	235	So.	Clearwater, Fla./Air Force Prep		Nate Brooks	DB	6-0	175	R-Fr.	Kathleen, Ga./Veterans
41	Julian Fox	LB	6-0	195	Fr.	Cordele, Ga./Crisp County		Amari Brown	DB	6-3	230	Fr.	Lovejoy, Ga./Lovejoy
42	Christian Hanson	LB	6-1	228	So.	Senoia, Ga./Trinity Christian		Jonathan Cassidy	WR	6-0	170	Fr.	Mableton, Ga./Whitefield
43	Myles Jones	LB	6-1	228	R-So.	Charlotte, N.C./Hough		Owen Dupree	WR	6-3	170	Fr.	Dallas, Ga./North Paulding
44	Marcus Christian	LB	6-3	211	R-Fr.	Thomasville, Ga./Thomas County Central		John Durden	RB	6-0	195	Fr.	Louisville, Ga./Thomas Jefferson
45	Tommy Bliss	DB	5-11	175	So.	Richmond Hill, Ga./Richmond Hill		Jaiden Hamilton	LS	6-2	205	Fr.	Carrollton, Ga./Carrollton
46	Isaac Prince	LB	6-0	215	R-Fr.	Snellville, Ga./Shiloh		Elliott Kuykendall	LB	6-3	230	Fr.	Milton, Ga./Cambridge
47	Tommy Pollack	LB	6-0	215	R-So.	Kennesaw, Ga./Harrison		Tim Maddox	OL	6-2	290	R-So.	Columbus, Ga./Northside
48	Mic Wasson	LB	6-3	200	So.	Glennville, Ga./Pinewood Christian Academy		Tucker Mix	WR	5-10	170	R-Fr.	Gray, Ga./Jones County
49	Carson Griffin	DL	6-2	285	Jr.	Calhoun, Ga./Calhoun		Tripp Slaton	LB	6-1	216	R-Fr.	Newnan, Ga./Newnan
50	Cedric Richardson	OL	6-3	250	So.	Lawrenceville, Ga./Collins Hill		Jyrine Stewart	DB	6-0	180	Fr.	Columbus, Ga./Northside
51	Drew Clare	LB	6-2	215	So.	Alpharetta, Ga./Denmark		Mikeal Sullivan	WR	6-2	186	R-Fr.	Augusta, Ga./Augusta Christian School
52	Demetri Robinson	OL	6-2	280	R-So.	Fort Lauderdale, Fla./Dodge City CC		Lake Thomas	WR	5-11	175	Fr.	Alpharetta, Ga./Denmark
53	Royce Izundu	LB	6-1	218	R-Jr.	Grayson, Ga./Greater Atlanta Christian		Tucker Wilson	LB	5-11	210	R-Fr.	Springfield, Ga./Effingham County
54	Justin Brett	OL	6-0	260	R-Fr.	Sandersville, Ga./Washington County							

#SoConFB



2023 SCHEDULE

Aug. 26 (3 p.m.)
vs. North Alabama
(Montgomery, Ala.)



Oct. 14 (4 p.m.)
Chattanooga*



Sept. 3 (2 p.m.)
at Ole Miss



Oct. 21 (4 p.m.)
Wofford*



Sept. 9 (7 p.m.)
Morehead State



Oct. 28 (2:30 p.m.)
at Western Carolina*



Sept. 23 (2 p.m.)
at Furman*



Nov. 4 (2 p.m.)
at The Citadel*



Sept. 30 (4 p.m.)
VMI*



Nov. 11 (3 p.m.)
Samford*



Oct. 7 (3:30 p.m.)
et ETSU*



* Southern Conference game

MERCER BEARS

Basic information

Location: Macon, Ga.
Founded: 1833
Enrollment: 9,000
Nickname: Bears
Colors: Orange and Black
President: William D. Underwood
Director of athletics: Jim Cole
Stadium: Five Star Stadium
Capacity: 10,200

Media relations

Football contact: Todd Anderson
Email: anerson_t02@mercer.edu
Office: 478-301-5500
Cell: 662-312-1829
Press box phone: 478-943-4355
Website: MercerBears.com

Team information

2022 record: 7-4
SoCon record: 5-3 (t-3rd)
Home: 4-1
Away: 3-3
Lettermen returning/lost: 47/26
Off. starters returning/lost: 9/2
Def. starters returning/lost: 10/1
Specialists returning/lost: 1/2
Basic offense.. Multiple (Spread/Wing)
Basic defense Multiple



Todd Anderson
Football SID

SoCon titles (0)

FCS Playoff appearances (0)



**MERCER DEFENSIVE BACK
LANCE WISE**



MERCER WIDE RECEIVER DEVRON HARPER



MERCER



2022 TEAM STATISTICS

TEAM STATISTICS	MER	OPP
SCORING	420	243
Points Per Game	38.2	22.1
Points Off Turnovers	55	40
FIRST DOWNS	253	191
Rushing	103	63
Passing	140	110
Penalty	10	18
RUSHING YARDAGE	2066	1321
Yards gained rushing	2259	1531
Yards lost rushing	193	210
Rushing Attempts	409	380
Average Per Rush	5.1	3.5
TDs Per Game	187.8	120.1
Yards Rushing	19	15
PASSING YARDAGE	3109	2390
Comp-Att-Int	223-338-9	226-373-17
Average Per Pass	9.2	6.4
Average Per Catch	13.9	10.6
Average Per Game	282.6	217.3
TDs Passing	33	12
TOTAL OFFENSE	5175	3711
Total Plays	747	753
Average Per Play	6.9	4.9
Average Per Game	470.5	337.4
KICK RETURNS: #-Yards	31-730	55-870
PUNT RETURNS: #-Yards	14-181	13-146
INT RETURNS: #-Yards	17-215	9-91
KICK RETURN AVERAGE	23.5	15.8
PUNT RETURN AVERAGE	12.9	11.2
INT RETURN AVERAGE	12.6	10.1
FUMBLES-LOST	23-13	10-4
PENALTIES-Yards	59-589	41-387
Average Per Game	53.5	35.2
PUNTS-Yards	39-1689	53-2111
Average Per Punt	43.3	39.8
Net punt average	36.5	35.7
KICKOFFS-Yards	74-3755	51-2919
Average Per Kick	50.7	57.2
Net kick average	38.6	37.5
TIME OF POSSESSION/Game	29:29	33:15
3RD-DOWN Conversions	68/144	57/166
3rd-Down Pct	47%	34%
4TH-DOWN Conversions	17/19	16/29
4th-Down Pct	89%	55%
SACKS BY-Yards	12-88	10-53
MISC YARDS	0	22
TOUCHDOWNS SCORED	56	28
FIELD GOALS-ATTEMPTS	10-14	16-20
ON-SIDE KICKS	0-0	0-0
RED-ZONE SCORES	(40-47) 85%	(33-42) 79%
RED-ZONE TOUCHDOWNS	(31-47) 66%	(20-42) 48%
PAT-ATTEMPTS	(54-55) 98%	(27-27) 100%
ATTENDANCE	53024	113657
Games/Avg Per Game	5/10605	6/18943

SCORE BY QUARTERS

	1st	2nd	3rd	4th	OT	Total
Mercer	108	129	80	96	7	420
Opponents	51	71	81	27	13	243

2022 INDIVIDUAL STATISTICS

RUSHING	GP	Att	Gain	Loss	Net	Avg	TD	Long	Avg/G
Al Wooten II	11	130	537	42	495	3.8	4	28	45.0
Austin Douglas	8	58	411	8	403	6.9	5	65	50.4
Brandon Marshall	11	56	380	13	367	6.6	3	53	33.4
Devron Harper	11	25	220	21	199	8.0	4	66	18.1
Fred Payton	11	59	248	87	161	2.7	1	20	14.6
Justin Coleman	9	29	141	4	137	4.7	0	15	15.2
CJ Miller	2	16	129	0	129	8.1	1	28	64.5
Fred Jackson	11	13	82	2	80	6.2	1	21	7.3
Parker Wroble	7	8	50	0	50	6.2	0	17	7.1
Carter Peevy	1	3	20	0	20	6.7	0	9	20.0
Ty James	11	1	13	0	13	13.0	0	13	1.2
Daniel Shoch	5	3	13	0	13	4.3	0	11	2.6
Chris Hill	10	1	5	0	5	5.0	0	5	0.5
Lance Wise	11	1	3	0	3	3.0	0	3	0.3
TEAM	7	6	7	16	-9	-1.5	0	0	-1.3
Total.....	11	409	2259	193	2066	5.1	19	66	187.8
Opponents.....	11	380	1531	210	1321	3.5	15	49	120.1

PASSING	GP	Effic	Cmp-Att-Int	Pct	Yards	TD	Long	Avg/G
Fred Payton	11	172.06	216-325-8	66.5	3019	32	90	274.5
Daniel Shoch	5	166.69	4-7-0	57.1	52	1	18	10.4
Carter Peevy	1	83.84	3-5-1	60.0	38	0	22	38.0
Devron Harper	11	0.00	0-1-0	0.0	0	0	0	0.0
Total.....	11	170.13	223-338-9	66.0	3109	33	90	282.6
Opponents.....	11	115.91	226-373-17	60.6	2390	12	56	217.3

RECEIVING	G	No.	Yds	Avg	TD	Lg	Avg/G
Devron Harper	11	78	987	12.7	10	62	89.7
Ty James	11	52	1105	21.2	13	90	100.5
Drake Starks	10	14	135	9.6	4	21	13.5
Trey Adkins	11	13	186	14.3	0	34	16.9
Brandon Marshall	11	13	178	13.7	1	65	16.2
Parker Wroble	7	10	122	12.2	0	25	17.4
Fred Jackson	11	7	91	13.0	0	36	8.3
Travion Solomon	9	7	78	11.1	2	22	8.7
Austin Douglas	8	7	74	10.6	1	25	9.2
Tayshaun Shipp	6	6	68	11.3	2	22	11.3
Al Wooten II	11	6	42	7.0	0	18	3.8
Andrew May	9	4	22	5.5	0	16	2.4
Carter Peevy	1	2	-4	-2.0	0	1	-4.0
Reid Brass	8	1	18	18.0	0	18	2.2
Sawyer Burt	2	1	12	12.0	0	12	6.0
Nate Boehm	2	1	5	5.0	0	5	2.5
Fred Payton	11	1	-10	-10.0	0	0	-9.9
Total.....	11	223	3109	13.9	33	90	282.6
Opponents.....	11	226	2390	10.6	12	56	217.3

PUNT RETURNS	No.	Yards	Avg	TD	Long
Devron Harper	10	169	16.9	1	87
Lance Wise	3	9	3.0	0	5
Trey Adkins	1	3	3.0	0	3
Total.....	14	181	12.9	1	87
Opponents.....	13	146	11.2	0	43

INTERCEPTIONS	No.	Yards	Avg	TD	Long
TJ Moore	3	27	9.0	0	27
Mike Campbell	2	72	36.0	1	41
Isaac Dowling	2	0	0.0	0	0
Lance Wise	2	14	7.0	0	14
Juwann Johnson	2	13	6.5	0	13
Cam Sims	2	69	34.5	1	67
Myles Redding	1	0	0.0	0	0
Richie Coffey	1	0	0.0	0	0
S. Watkins	1	20	20.0	0	20
Chris Joines	1	0	0.0	0	0
Total.....	17	215	12.6	2	67
Opponents.....	9	91	10.1	1	53

KICK RETURNS	No.	Yards	Avg	TD	Long
Devron Harper	18	523	29.1	1	93
Fred Jackson	8	110	13.8	0	23
Justin Coleman	2	41	20.5	0	22
Brandon Marshall	2	18	9.0	0	11
Lance Wise	1	38	38.0	0	21
Total.....	31	730	23.5	1	93
Opponents.....	55	870	15.8	0	72

TACKLES	GP	Solo	Ast	Total	TFL/Yds	Sacks/Yds
Isaac Dowling	11	46	53	99	8.5-27	1.0-5
Ken Standley	11	37	48	85	6.0-16	2.0-5
Myles Redding	11	32	28	60	2.0-3	.
Lance Wise	11	26	32	58	3.5-6	.
Mike Campbell	11	31	10	41	3.0-12	.
Richie Coffey	11	19	22	41	4.5-30	1.0-15
TJ Moore	11	28	12	40	1.5-2	.

ALL PURPOSE	GP	Rush	Rcv	PR	KR	IR	Total	Avg/G
Devron Harper	11	199	987	169	523	0	1878	170.7
Ty James	11	13	1105	0	0	0	1118	101.6
Brandon Marshall	11	367	178	0	18	0	563	51.2
Al Wooten II	11	495	42	0	0	0	537	48.8
Austin Douglas	8	403	74	0	0	0	477	59.6
Total.....	11	2066	3109	181	730	215	6301	572.8
Opponents.....	11	1321	2390	146	870	91	4818	438.0

FIELD GOALS	Made-Att	Pct	01-19	20-29	30-39	40-49	50-99	Long	Blkd
Devin Folser	10-14	71.4	0-0	0-5	4-6	1-3	0-0	42	2

Christian Hanson	11	18	20	38	2.0-2	.
Solomon Zubairu	11	16	19	35	6.0-33	3.0-25
Marques Thomas	11	16	15	31	1.5-8	1.0-7
Total.....	11	392	444	836	66-224	12-88
Opponents.....	11	382	419	801	52.0-183	10-53

SCORING	TD	FGs	Kick	Rush	Rcv	Pass	DXP	Saf	Pts
Devron Harper	16	0-0	0-0	0-0	0	0-0	0	0	96
Devin Folser	0	10-14	54-55	0-0	0	0-0	0	0	84
Ty James	13	0-0	0-0	0-0	0	0-0	0	0	78
Austin Douglas	6	0-0	0-0	0-0	0	0-0	0	0	36
Drake Starks	4	0-0	0-0	0-0	0	0-0	0	0	24
Al Wooten II	4	0-0	0-0	0-0	0	0-0	0	0	24
Brandon Marshall	4	0-0	0-0	0-0	0	0-0	0	0	24
Travion Solomon	2	0-0	0-0	0-0	0	0-0	0	0	12
Tayshaun Shipp	2	0-0	0-0	0-0	0	0-0	0	0	12
Mike Campbell	1	0-0	0-0	0-0	0	0-0	0	0	6
Fred Jackson	1	0-0	0-0	0-0	0	0-0	0	0	6
Fred Payton	1	0-0	0-1	0-0	0	0-0	0	0	6
Cam Sims	1	0-0	0-0	0-0	0	0-0	0	0	6
CJ Miller	1	0-0	0-0	0-0	0	0-0	0	0	6
Total.....	56	10-14	54-55	0-1	0	0-0	0	0	420
Opponents.....	28	16-20	27-27	0-0	0	0-0	0	0	243

TOTAL OFFENSE	GP
---------------	----



2022 RESULTS (7-4, 5-3 SOCON; T-3RD)

Date	Opponent	W/L	Score	Attendance
Aug. 27	MOREHEAD STATE	W	63-13	9,027
Sept. 3	at Auburn	L	16-42	84,562
Sept. 17	THE CITADEL*	W	17-0	11,339
Sept. 24	at Gardner-Webb	W	45-14	4,750
Oct. 1	at Wofford*	W	42-7	4,087
Oct. 8	WESTERN CAROLINA*	W	49-6	10,927
Oct. 15	ETSU*	W	55-33	10,002
Oct. 22	at Chattanooga*	L	21-41	9,092
Oct. 29	at VMI*	W	55-14	5,133
Nov. 12	#16 FURMAN	L	13-23	11,729
Nov. 19	at #9 Samford	LOT	44-50	6,033

* Southern Conference game

2022 TEAM GAME-BY-GAME

Date	Opponent	Rushing				Receiving				Passing			Kick returns				Punt returns			Total off			
		No.	Yds	TD	Lg	No.	Yds	TD	Lg	Cmp	Att	Int	Yds	TD	Lg	No.	Yds	TD	Lg		No.	Yds	TD
Aug. 27	MOREHEAD STATE	38	359	3	65	13	266	5	90	13	20-0	266	5	90	4	146	1	93	3	16	0	3	625
Sept. 3	at Auburn	31	74	0	10	21	197	2	26	21	36-0	197	2	26	2	26	0	14	0	0	0	0	271
Sept. 17	THE CITADEL	32	147	0	25	16	224	2	63	16	24-0	224	2	63	0	0	0	0	2	5	0	5	371
Sept. 24	at Gardner-Webb	34	170	2	66	15	187	3	30	15	23-0	187	3	30	3	27	0	11	0	0	0	0	357
Oct. 1	at Wofford	45	224	4	41	20	330	2	62	20	26-0	330	2	62	2	32	0	16	0	0	0	0	554
Oct. 8	WESTERN CAROLINA	44	257	4	33	17	263	3	46	17	24-0	263	3	46	2	49	0	31	2	12	0	8	520
Oct. 15	ETSU	34	194	1	53	23	383	5	65	23	36-1	383	5	65	2	25	0	23	0	0	0	0	577
Oct. 22	at Chattanooga	25	64	0	16	22	288	3	39	22	33-4	288	3	39	4	98	0	26	2	23	0	24	352
Oct. 29	at VMI	61	346	2	28	18	194	4	26	18	25-3	194	4	26	2	65	0	48	4	126	1	87	540
Nov. 12	FURMAN	30	50	0	14	28	263	2	52	28	40-0	263	2	52	3	70	0	36	0	0	0	0	313
Nov. 19	at Samford	35	181	3	19	30	514	2	55	30	51-1	514	2	55	7	192	0	45	1	-1	0	0	695
	Totals	409	2066	19	66	223	3109	33	90	223	338-9	3109	33	90	31	730	1	93	14	181	1	87	5175
	Opponent	380	1321	15	49	226	2390	12	56	226	373-17	2390	12	56	55	870	0	72	13	146	0	43	3711

Games: 11
 Avg/rush: 5.1
 Avg/catch: 13.9
 Pass effic: 170.13
 KR avg: 23.5
 PR avg: 12.9
 All purpose avg/game: 572.8
 Total offense avg/gm: 470.5

Date	Opponent	Tackles			TFL-Yds	Sacks		Fumble		Pass defense			Blkd Kick	PAT attempts			Saf	Pts
		Solo	Ast	Total		No-Yds	FF	FR-Yds	Int-Yds	QBH	Brk	Att-Mad		Run	Rcv			
Aug. 27	MOREHEAD STATE	40	62	102	9.0-41	2.0-28	1	1-0	1-2	3	3	0	9-9	0	0	0	63	
Sept. 3	at Auburn	36	36	72	2.0-6	0.0-0	0	0-0	2-27	0	1	0	2-1	0	0	0	16	
Sept. 17	THE CITADEL	27	58	85	8.0-31	5.0-17	1	1-0	0-0	0	0	0	2-2	0	0	0	17	
Sept. 24	at Gardner-Webb	39	34	73	11.0-35	1.0-7	1	0-0	3-94	0	2	0	6-6	0	0	0	45	
Oct. 1	at Wofford	32	34	66	3.0-10	1.0-7	0	0-0	2-0	2	3	0	6-6	0	0	0	42	
Oct. 8	WESTERN CAROLINA	32	47	79	8.0-44	2.0-29	2	1-0	4-20	2	1	0	7-7	0	0	0	49	
Oct. 15	ETSU	30	61	91	8.0-15	0.0-0	0	0-0	3-72	0	2	0	7-7	0	0	0	55	
Oct. 22	at Chattanooga	41	14	55	4.0-12	0.0-0	0	0-0	0-0	2	3	0	3-3	0	0	0	21	
Oct. 29	at VMI	19	36	55	2.0-3	0.0-0	1	1-0	2-0	2	5	0	7-7	0	0	0	55	
Nov. 12	FURMAN	32	22	54	6.0-11	0.0-0	0	0-0	0-0	0	2	0	1-1	0	0	0	13	
Nov. 19	at Samford	64	40	104	5.0-16	0.0-0	1	0-0	0-0	2	5	0	5-5	0	0	0	44	
	Totals	392	444	836	66.0-224	11.0-88	7	4-0	17-215	13	27	0	55-54	0	0	0	420	
	Opponent	382	419	801	52.0-183	10.0-60	9	13-9	9-91	14	35	3	27-27	0	0	0	243	

Date	Opponent	Punting				Field goals				Kickoffs				TB	OB		
		No	Yds	Avg	Long	Blkd	TB	FC	50+	I20	Att-Made	Lg	Blkd			No	Yds
Aug. 27	MOREHEAD STATE	2	44	22.0	35	0	1	0	0	0-0	0	0	10	575	57.5	0	1
Sept. 3	at Auburn	8	363	45.4	60	0	1	2	2	1-1	33	0	4	165	41.2	0	0
Sept. 17	THE CITADEL	4	230	57.5	70	0	0	3	1	2-1	23	0	4	179	44.8	0	1
Sept. 24	at Gardner-Webb	3	145	48.3	55	0	2	0	1	1-1	32	0	8	419	52.4	0	0
Oct. 1	at Wofford	3	133	44.3	47	0	0	3	0	0-0	0	0	7	365	52.1	0	0
Oct. 8	WESTERN CAROLINA	3	138	46.0	55	0	1	1	1	0-0	0	0	7	298	42.6	0	0
Oct. 15	ETSU	4	131	32.8	52	1	0	1	0	2-2	33	0	10	398	39.8	0	0
Oct. 22	at Chattanooga	3	129	43.0	47	0	1	2	0	0-0	0	0	4	244	61.0	0	0
Oct. 29	at VMI	0	0	0.0	0	0	0	0	0	2-2	42	0	9	511	56.8	0	0
Nov. 12	FURMAN	7	290	41.4	49	0	2	3	0	1-0	0	1	3	177	59.0	0	0
Nov. 19	at Samford	2	86	43.0	46	0	0	2	0	5-3	30	1	8	424	53.0	1	0
	Totals	39	1689	43.3	70	1	6	15	8	14-10	42	2	74	3755	50.7	1	2
	Opponent	53	2111	39.8	66	0	2	15	5	20-16	49	0	51	2919	57.2	11	2



MERCER VS. 2023 OPPONENTS

Mercer 0, North Alabama 0

First meeting

Drew Cronic vs. UNA: 0-0

Brent Dearmon vs. MER: 0-0

Mississippi 1, Mercer 0

At MER: MISS leads 1-0

At MISS: N/A

Drew Cronic vs. MISS: 0-0

Lane Kiffin vs. MER: 0-0

Last MER win: N/A

Last MISS win: 1 (1911)

Longest MER streak: N/A

Longest MISS streak: 1 (1911)

Last 10 meetings: MISS leads 1-0

Current streak: MISS has won one

Largest MER win: N/A

Largest MISS win: 34-0 in 1911

Year Winner Score

1911 MISS 34-0

Site
Macon, Ga.

Mercer 1, Morehead State 0

At MER: MER leads 1-0

At MSU: N/A

Drew Cronic vs. MSU: 1-0

Rob Tenyer vs. MER: 0-1

Last MER win: 63-13 in 2022

Last MSU win: N/A

Longest MER streak: 1 (2022)

Longest MSU streak: N/A

Last 10 meetings: MER leads 1-0

Current streak: MER has won one

Largest MER win: 63-13 in 2022

Largest MSU win: N/A

Year Winner Score

2022 MER 63-13

Site
Macon, Ga.

Furman 11, Mercer 8, 2 ties

At FUR: FUR leads 4-3-2

At MER: FUR leads 7-5

Clay Hendrix vs. MER: 4-2

Drew Cronic vs. FUR: 2-1

Last FUR win: 23-13 in 2022

Last MER win: 24-3 in 2021

Longest FUR streak: 4 (1934-14)

Longest MER streak: 3 (1923-25)

Last 10 meetings: FUR leads 6-4

Current streak: FUR has won one

Largest FUR win: 37-0 in 1921

Largest MER win: 39-0 in 1914

Year Winner Score

1914 MER 39-0

1921 FUR 37-0

1923 MER 6-3

1924 MER 23-0

1925 MER 17-0

1926 Tie 13-13

1927 FUR 27-13

1932 FUR 2-0

1933 Tie 6-6

1934 FUR 9-3

1935 FUR 32-0

1936 FUR 20-9

2014 FUR 25-20

2015 MER 27-20 (OT)

2016 MER 27-24

2017 FUR 28-21

2018 FUR 35-30

2019 FUR 45-10

2020-21 MER 26-14

Site
Macon, Ga.
Greenville, S.C.
Macon, Ga.
Greenville, S.C.
Macon, Ga.
Greenville, S.C.
Macon, Ga.
Macon, Ga.
Greenville, S.C.
Macon, Ga.
Greenville, S.C.
Macon, Ga.
Macon, Ga.
Greenville, S.C.
Macon, Ga.
Macon, Ga.
Greenville, S.C.
Macon, Ga.
Macon, Ga.
Greenville, S.C.
Macon, Ga.
Macon, Ga.
Greenville, S.C.
Macon, Ga.

2021	MER	24-3	Greenville, S.C.
2022	FUR	23-13	Macon, Ga.

Mercer 6, VMI 3

At MER: Series tied 2-2

At VMI: MER leads 4-1

Drew Cronic vs. VMI: 1-2

Danny Rocco vs. MER: 0-0

Last MER win: 55-14 in 2022

Last VMI win: 45-7 in 2021

Longest MER streak: 4 (2016-19)

Longest VMI streak: 2 (2020-21)

Last 10 meetings: MER leads 6-3

Current streak: MER has won one

Largest MER win: 55-14 in 2022

Largest VMI win: 45-7 in 2021

Year Winner Score

2014 MER 27-24

2015 VMI 28-21

2016 MER 33-30 (OT)

2017 MER 49-14

2018 MER 48-38

2019 MER 34-27

2020-21 VMI 41-14

2021 VMI 45-7

2022 VMI 55-14

Site
Lexington, Va.
Macon, Ga.
Lexington, Va.
Macon, Ga.
Lexington, Va.
Macon, Ga.
Lexington, Va.
Macon, Ga.
Macon, Ga.
Lexington, Va.

ETSU 4, Mercer 4

At ETSU: ETSU leads 3-0

At MER: MER leads 4-1

George Quarles vs. MER: 0-1

Drew Cronic vs. ETSU: 2-1

Last ETSU win: 38-35 in 2021

Last MER win: 55-33 in 2022

Longest ETSU streak: 3 (2017-19)

Longest MER streak: 2 (2015-16)

Last 10 meetings: Series tied 4-4

Current streak: MER has won one

Largest ETSU win: 38-33 in 2019

Largest MER win: 52-0 in 2015

Year	Winner	Score	Site
2015	MER	52-0	Macon, Ga.
2016	MER	21-13	Macon, Ga.
2017	ETSU	26-23 (OT)	Johnson City, Tenn.
2018	ETSU	21-18	Macon, Ga.
2019	ETSU	38-33	Johnson City, Tenn.
2020-21	MER	21-13	Macon, Ga.
2021	ETSU	38-35	Johnson City, Tenn.
2022	MER	55-33	Macon, Ga.

Chattanooga 21, Mercer 11, 1 tie

At MER: MER leads 7-4

At UTC: UTC leads 17-4-1

Drew Cronic vs. UTC: 2-1

Rusty Wright vs. MER: 2-2

Last MER win: 10-6 in 2021

Last UTC win: 41-21 in 2022

Longest MER streak: 2 (four times)

Longest UTC streak: 8 (1935-2014)

Last 10 meetings: Series tied 5-5

Current streak: UTC has won one

Largest MER win: 33-0 in 1924

Largest UTC win: 49-0 in 1916

Year Winner Score Site



MERCER OFFENSIVE LINEMAN JOHN THOMAS

#SoConFB



MERCER VS. 2023 OPPONENTS



MERCER WIDE RECEIVER TY JAMES

1909	MER	10-2	Macon, Ga.
1910	UTC	6-0	Macon, Ga.
1914	UTC	16-0	Macon, Ga.
1915	UTC	20-6	Chattanooga, Tenn.
1916	UTC	49-0	Chattanooga, Tenn.
1920	UTC	20-0	Chattanooga, Tenn.
1921	MER	18-0	Macon, Ga.
1922	UTC	13-6	Chattanooga, Tenn.
1923	MER	18-3	Macon, Ga.
1924	MER	33-0	Macon, Ga.
1925	UTC	12-7	Chattanooga, Tenn.
1929	UTC	7-0	Macon, Ga.
1930	UTC	8-6	Chattanooga, Tenn.
1931	UTC	27-19	Chattanooga, Tenn.
1932	MER	25-0	Chattanooga, Tenn.
1933	MER	7-0	Chattanooga, Tenn.
1934	Tie	13-13	Chattanooga, Tenn.
1935	UTC	12-7	Chattanooga, Tenn.
1936	UTC	6-0	Chattanooga, Tenn.
1937	UTC	19-7	Chattanooga, Tenn.
1938	UTC	9-7	Chattanooga, Tenn.
1939	UTC	21-18	Chattanooga, Tenn.
1940	UTC	20-6	Chattanooga, Tenn.
1941	UTC	40-13	Chattanooga, Tenn.
2014	UTC	38-31	Chattanooga, Tenn.
2015	MER	17-14	Macon, Ga.
2016	UTC	52-31	Chattanooga, Tenn.
2017	MER	30-10	Macon, Ga.
2018	MER	13-9	Chattanooga, Tenn.
2019	UTC	34-17	Macon, Ga.
2020-21	MER	35-28	Chattanooga, Tenn.
2021	MER	10-6	Macon, Ga.
2022	UTC	41-21	Chattanooga, Tenn.

Mercer 8, Wofford 7
At MER: MER leads 5-3
At WOF: WOF leads 4-3
Drew Cronic vs. WOF: 2-1
Josh Conklin vs. MER: 0-0
Last MER win: 42-7 in 2022
Last WOF win: 31-14 in 2020-21
Longest MER streak: 6 (1915-41)
Longest WOF streak: 7 (2014-21)
Last 10 meetings: WOF leads 7-3
Current streak: MER has won two
Largest MER win: 42-7 in 2022
Largest WOF win: 41-7 in 2019

Year	Winner	Score	Site
1915	MER	13-6	Macon, Ga.
1924	MER	16-0	Macon, Ga.
1931	MER	25-7	Spartanburg, S.C.
1938	MER	14-0	Macon, Ga.
1939	MER	12-0	Spartanburg, S.C.
1941	MER	20-14	Macon, Ga.
2014	WOF	34-6	Spartanburg, S.C.
2015	WOF	34-33 (OT)	Macon, Ga.
2016	WOF	31-21	Spartanburg, S.C.
2017	WOF	28-27	Macon, Ga.
2018	WOF	42-21	Spartanburg, S.C.
2019	WOF	41-7	Macon, Ga.
2020-21	WOF	31-14	Spartanburg, S.C.
2021	MER	45-14	Macon, Ga.
2022	MER	42-7	Spartanburg, S.C.

Mercer 7, Western Carolina 2
At MER: MER leads 4-1
At WCU: MER leads 3-1

Drew Cronic vs. WCU: 3-0
Kerwin Bell vs. MER: 0-3 (0-1 JU, 0-2 WCU)
Last MER win: 49-6 in 2022
Last WCU win: 24-21 in 2015
Longest MER streak: 7 (2016-22)
Longest WCU streak: 2 (2014-15)
Last 10 meetings: MER leads 7-2
Current streak: MER has won seven
Largest MER win: 49-6 in 2022
Largest WCU win: 35-21 in 2014

Year	Winner	Score	Site
2014	WCU	35-21	Macon, Ga.
2015	WCU	24-21	Cullowhee, N.C.
2016	MER	38-24	Macon, Ga.
2017	MER	35-33	Cullowhee, N.C.
2018	MER	59-46	Macon, Ga.
2019	MER	49-27	Cullowhee, N.C.
2020-21	MER	45-28	Macon, Ga.
2021	MER	34-24	Cullowhee, N.C.
2022	MER	49-6	Macon, Ga.

The Citadel 11, Mercer 8, 1 tie
At CIT: CIT leads 5-4-1
At MER: CIT leads 4-2
At neutral sites: Series tied 2-2
Maurice Dayton vs. MER: 0-0
Drew Cronic vs. CIT: 3-0
Last CIT win: 35-24 in 2019
Last MER win: 17-0 in 2022
Longest CIT streak: 3 (2014-16)
Longest MER streak: 3 (2020-22)
Last 10 meetings: Series tied 5-5
Current streak: MER has won three



MERCER VS. 2023 OPPONENTS

Largest CIT win: 31-0 in 1925

Largest MER win: 34-7 in 2021

Year	Winner	Score	Site
1906	CIT	10-0	Charleston, S.C.
1908	CIT	10-0	Charleston, S.C.
1910	MER	21-0	Savannah, Ga.
1911	CIT	5-0	Savannah, Ga.
1913	Tie	7-7	Charleston, S.C.
1925	CIT	31-0	Augusta, Ga.
1926	CIT	12-7	Macon, Ga.
1927	MER	6-0	Charleston, S.C.
1928	MER	7-0	Savannah, Ga.
1929	CIT	21-13	Charleston, S.C.
1931	MER	26-0	Charleston, S.C.
2014	CIT	28-26	Macon, Ga.
2015	CIT	21-19	Charleston, S.C.
2016	CIT	24-23	Macon, Ga.
2017	MER	24-14	Charleston, S.C.
2018	CIT	38-31	Macon, Ga.
2019	CIT	35-24	Charleston, S.C.
2020-21	MER	42-28	Macon, Ga.
2021	MER	34-7	Charleston, S.C.
2022	MER	17-0	Macon, Ga.

Samford 14, Mercer 13, 1 tie

At MER: MER leads 11-7-1

At SAM: SAM leads 7-2

At neutral sites: SAM leads 1-0

Drew Cronin vs. SAM: 1-2

Chris Hatcher vs. MER: 5-3

Last MER win: 45-42 in 2021

Last SAM win: 50-44 (OT) in 2022

Longest MER streak: 4 (1910-15)

Longest SAM streak: 8 (1937-2017)

Last 10 meetings: SAM leads 7-3

Current streak: SAM has won one

Largest MER win: 45-0 in 1908

Largest SAM win: 47-21 in 2015

Year	Winner	Score	Site
1907	MER	11-6	Macon, Ga.
1908	MER	45-0	Macon, Ga.
1909	SAM	6-5	Macon, Ga.
1910	MER	28-0	Macon, Ga.
1911	MER	29-0	Macon, Ga.
1912	MER	36-0	Birmingham, Ala.
1915	MER	14-7	Macon, Ga.
1916	SAM	26-7	Birmingham, Ala.
1920	SAM	33-13	Macon, Ga.
1924	MER	14-5	Macon, Ga.
1926	MER	3-0	Macon, Ga.
1927	SAM	14-0	Macon, Ga.
1928	SAM	15-7	Macon, Ga.
1929	MER	7-2	Macon, Ga.
1932	MER	21-6	Macon, Ga.
1936	Tie	0-0	Macon, Ga.
1937	SAM	13-0	Birmingham, Ala.
1939	SAM	7-3	Albany, Ga.
1940	SAM	14-6	Macon, Ga.
1941	SAM	27-6	Birmingham, Ala.
2014	SAM	21-18	Birmingham, Ala.
2015	SAM	47-21	Macon, Ga.
2016	SAM	24-19	Birmingham, Ala.
2017	SAM	20-3	Macon, Ga.
2018	MER	30-24	Birmingham, Ala.
2019	MER	36-33 (3OT)	Macon, Ga.
2020-21	SAM	44-20	Birmingham, Ala.
2021	MER	45-42	Macon, Ga.
2022	SAM	50-44 (OT)	Birmingham, Ala.



MERCER RUNNING BACK AL WOOTEN II



MERCER COACH DREW CRONIC



MERCER YEAR-BY-YEAR

Year	Overall	SoCon	Place	Coach	Year	Overall	SoCon	Place	Coach
1892	1 2 0				1929	2 7 0			Lake Russell
1893	No team				1930	5 5 0			Lake Russell
1894	0 1 0			George Stallings	1931	7 2 1			Lake Russell
1895	No team				1932	7 2 0			Lake Russell
1896	0 2 1			J.D. Winston	1933	4 3 2			Lake Russell
1897	0 1 0			Gordon Saussy	1934	3 6 1			Lake Russell
1898-02	No team				1935	4 5 0			Lake Russell
1903	0 1 0				1936	3 6 1			Lake Russell
1904-05	No team				1937	4 5 0			Lake Russell
1906	2 3 0			E.E. Tarr	1938	3 6 0			Lake Russell
1907	3 3 0			H.R. Shencker	1939	3 7 0			Lake Russell
1908	3 4 0			Frank Blake	1940	1 7 0			Lake Russell
1909	3 4 0			Frank Blake	1941	3 6 0			Lake Russell
1910	6 3 0			C.C. Stroud	1942-12	No team			Bobby Hooks
1911	4 6 1			C.C. Stroud	2013	10 2 0			Bobby Lamb
1912	5 3 1			C.C. Stroud	2014	6 6 0	1 6 0	t-7th	Bobby Lamb
1913	2 5 1			Lewis Hardage	2015	5 6 0	2 5 0	t-6th	Bobby Lamb
1914	5 4 0			Fred A. Robins	2016	6 5 0	4 4 0	5th	Bobby Lamb
1915	5 4 0			John Zellars	2017	5 6 0	4 4 0	5th	Bobby Lamb
1916	1 6 0			John Zellars/D.R. Peacock	2018	5 6 0	4 4 0	t-5th	Bobby Lamb
1917-18	No team				2019	4 8 0	3 5 0	7th	Bobby Lamb
1919	0 2 0			Maxwell James	2020-21	5 6 0	5 3 0	4th	Drew Cronin
1920	2 7 0			Josh Cody	2021	7 3 0	6 2 0	2nd	Drew Cronin
1921	3 6 0			Josh Cody	2022	7 4 0	5 3 0	t-3rd	Drew Cronin
1922	5 6 0			Josh Cody	Total	183-218-14	34-36-0		
1923	4 5 0			Stanley Robinson					
1924	5 3 2			Stanley Robinson					
1925	3 6 0			Stanley Robinson					
1926	4 3 2			Bernie Moore					
1927	5 4 0			Bernie Moore					
1928	3 5 1			Bernie Moore					

ALL-TIME MERCER COACHES

Coach	Seasons	Years	W	L	T	Pct.
George Stallings	1894	1	0	1	0	.000
J.D. Winston	1896	1	0	2	1	.100
Gordon Saussy	1897	1	0	1	0	.000
E.E. Tarr	1906	1	2	3	0	.400
H.R. Shencker	1907	1	3	3	0	.500
Frank Blake	1908-09	2	6	8	0	.429
C.C. Stroud	1910-12	3	15	12	2	.552
Lewis Hardage	1913	1	2	5	1	.313
Fred A. Robins	1914	1	5	4	0	.556
John Zellars	1915-16	2	6	5	0	.545
D.R. Peacock	1916	1	0	5	0	.000
Maxwell James	1919	1	0	2	0	.000
Josh Cody	1920-22	3	10	19	0	.345
Stanley Robinson	1923-25	3	12	14	2	.464
Bernie Moore	1926-28	3	12	12	3	.500
Lake Russell	1929-40	12	46	60	5	.437
Bobby Hooks	1941	1	3	6	0	.333
Bobby Lamb	2013-19	7	41	39	0	.513
Drew Cronin	2020-present	3	19	13	0	.594



FIVE STAR STADIUM (10,200)



SAMFORD

CHRIS HATCHER HEAD COACH

Alma mater (year):..... Valdosta State (1994)
Hometown: Macon, Ga.
Career record (years):..... 172-95 (23)
School record (years):..... 51-38 (8)
SoCon record (years):..... 50-35 (11)
FCS Playoff appearances:..... 3



HATCHER'S YEAR-BY-YEAR RECORD

Year	School	SoCon	Overall
2000	Valdosta State		10-2
2001	Valdosta State		12-1
2002	Valdosta State		14-1
2003	Valdosta State		10-2
2004	Valdosta State		13-1
2005	Valdosta State		9-3
2006	Valdosta State		8-2
2007	Georgia Southern	4-3 (t-3rd)	7-4
2008	Georgia Southern	4-4 (t-4th)	6-5
2009	Georgia Southern	4-4 (t-4th)	5-6
2010	Murray State		6-5
2011	Murray State		7-4
2012	Murray State		5-6
2013	Murray State		6-6
2014	Murray State		3-9
2015	Samford	3-4 (t-4th)	6-5
2016	Samford	5-3 (4th)	7-5
2017	Samford	6-2 (t-2nd)	8-4
2018	Samford	5-3 (4th)	6-5
2019	Samford	4-4 (t-4th)	5-7
2020-21	Samford	4-3 (5th)	4-3
2021	Samford	3-5 (t-7th)	4-7
2022	Samford	8-0 (1st)	11-2
Valdosta State (7)			76-12 (.864)
Georgia Southern (3)			12-11 (.522)
Murray State (5)			27-30 (.474)
Samford (8)			38-24 (.613)
Career (23)			51-38 (.573)
			172-95 (.644)

2023 COACHING STAFF

Ricky Turner Assistant head coach/offensive coordinator/wide receivers
Chris Boone Defensive coordinator/safeties
Shawn Bostick Associate head coach/offensive line
Brandon Cooper Linebackers
Andrew Gray Cornerbacks
K.D. Humphries Running backs
Terrance Malone Outside linebackers
Darien Moody Defensive line
Kerry Webb Special teams coordinator

2023 ROSTER

No.	Name	Pos.	Ht.	Wt.	Cl.	Hometown/Previous school	No.	Name	Pos.	Ht.	Wt.	Cl.	Hometown/Previous school
1	Kourtian Marsh	CB	5-11	190	Jr.	Warrior, Ala./Mortimer-Jordan	39	Gavin Morris	LB	6-0	215	So.	Cumming, Ga./South Forsyth
2	Quincy Crittendon	QB	5-10	200	Jr.	Decatur, Ala./Austin	40	Wade White	S	5-11	200	Jr.	Prattville, Ala./Prattville
2	Tyrese Ross	S	6-0	200	Gr.	Jacksonville, Fla./South Carolina	41	Forrest Taylor	K	5-8	165	Jr.	Foley, Ala./Coffeyville CC
3	E. Jai Mason	WR	6-1	205	Jr.	Jackson, Miss./NW Mississippi CC	42	Jordan Russell	LB	5-11	225	Sr.	Birmingham, Ala./Georgia State
3	David Coltrane	LB/S	6-2	220	Jr.	Alpharetta, Ga./Blessed Trinity	42	Gage Geren	WR	5-10	175	Fr.	Louisville, Ky./Christian Academy of Louisville
4	Nik Scalzo	QB	5-10	193	Sr.	Fort Lauderdale, Fla./Kentucky	43	Daniel Bethel	K	6-1	195	Jr.	Clinton, Tenn./Tennessee
4	Isaiah Watson	CB	5-11	175	Gr.	Baltimore, Md./Eastern Michigan	44	Kiylan Miller	LB	6-3	200	Jr.	Forest City, N.C./Coastal Carolina
5	Chandler Smith	WR	5-10	184	Gr.	Marietta, Ga./Walton	45	Thomas Neville	LB	6-3	215	Sr.	Loganville, Ga./Dunwoody
6	Ben Levine	WR	5-8	165	Fr.	Houston, Texas/Second Baptist	46	Trustin Northington	S	6-1	190	Jr.	Bay St. Louis, Miss./Ole Miss
6	Jalen Nelson	CB	6-0	185	So.	Flowood, Miss./Northwest Rankin	47	Bryce Graves	LB	5-11	227	Gr.	Clayton, N.C./Eion
7	D.J. Rias	WR	5-9	190	Sr.	Phenix City, Ala./Univ. of Alabama	48	Nour Tayara	WR	6-0	187	Jr.	Pass Christian, Miss./St. Olaf
7	Jim Coleman	QB	6-0	160	Fr.	Dublin, Ga./Trinity Christian	49	John Collins	RB	5-8	192	Jr.	Dora, Ala./Walker
8	R.J. Starkey	WR	6-1	220	Gr.	Atlanta, Ga./Penn	49	Henry Bishop	K	6-2	187	Sr.	Spartanburg, S.C./Spartanburg
8	Brent Taylor	S	6-1	212	Jr.	Loganville, Ga./Loganville Christian Academy	50	Darrian King	OL	6-3	295	Jr.	Oak Grove, Miss./East Mississippi CC
9	Midnight Steward	S	6-1	202	Jr.	Daphne, Ala./Daphne	51	Tate Taylor	LB	5-11	228	Jr.	Nashville, Tenn./Lipscomb Academy
9	Thomas Vaccaro	QB	6-1	185	Fr.	Nashville, Tenn./Christ Presbyterian Academy	53	Kaden McKeown	LS	6-0	195	Fr.	Mableton, Ga./Whitefield Academy
10	Michael Hiers	QB	6-1	215	Gr.	Birmingham, Ala./NW Mississippi CC	54	Luke Byrne	OL	6-2	305	Gr.	Forsyth, Ga./Mary Persons
10	Cody Jantzen	LB	6-3	235	Gr.	St. Germain, Wis./Univ. of Sioux Falls	55	Johnny Johnson	DE	6-0	263	Sr.	St. Amant, La./St. Amant
11	William Hold	S	6-2	185	Fr.	Leander, Texas/Rouse	56	Aidan Barr	LS	5-11	205	So.	West Palm Beach, Fla./Cardinal Newman
12	Ty King	WR	6-0	175	Gr.	Wrens, Ga./Jefferson County	57	Cooper Frazier	OL	6-4	305	Sr.	Corinth, Miss./Corinth
12	Christian Roberts	QB	6-1	210	So.	Addison, Ala./Addison	58	Chris Noble	OL	6-4	287	Gr.	Brewton, Ala./UAB
13	Jamari Cannon	CB	5-10	158	Jr.	Lancaster, Calif./Santa Barbara CC	59	Will Thorley	P	6-3	215	Fr.	Torquay, Australia/Prokick Australia
13	Logan Cross	QB	6-6	195	Fr.	Social Circle, Ga./Social Circle	61	Alex Applefield	LS	5-9	208	Sr.	Dothan, Ala./Houston Academy
14	Jackson Beatty	WR	5-11	175	Fr.	Mountain Brook, Ala./Mountain Brook	62	Jabari Brooks	OL	6-3	335	Sr.	Sandersville, Ga./Washington County
14	Trey Newsome	LB	6-2	200	Jr.	Orlando, Fla./The First Academy	63	Zach Bond	OL	6-2	290	Jr.	Mchenry, Miss./N.W. Mississippi CC
15	Iaun Cousin	WR	5-11	170	Gr.	Carrollton, Ga./Kennesaw State	64	Noah Watts	OL	6-1	295	Fr.	Alabaster, Ala./Thompson
15	Clay Burdeshaw	S	6-2	185	Fr.	Homewood, Ala./Homewood	68	Brenden Reed	DT	6-2	250	Jr.	Brentwood, Tenn./Ravenwood
16	Kamron Smith	CB	6-0	195	Jr.	Bonaire, Ga./Charleston Southern	69	J.P. Oliver	DL	5-10	260	Jr.	Jackson, Tenn./Trinity Christian Academy
17	Garrett Morris	S	6-0	215	Gr.	Auburn, Ala./Penn	70	Brett Johnson	OL	6-4	290	Jr.	Maplesville, Ala./UAB
18	Treshawn Chamberlain	S	5-11	210	Gr.	Greenwood, S.C./Rice	72	Joshua Lovett	OL	6-0	255	So.	Knoxville, Tenn./Bearden
19	Qadir Ismail	WR	6-7	222	Gr.	Bel Air, Md./Villanova Univ.	73	Justin Perritt	OL	6-1	285	Jr.	Covington, La./Northlake Christian School
19	Connor Masters	QB	5-8	170	Jr.	Louisville, Ky./Christian Academy of Louisville	74	Tyler Douthit	OL	6-4	280	Fr.	Woodstock, Ga./Woodstock
20	Jay Stanton	RB	5-11	193	Sr.	Crestview, Fla./Crestview	75	Jayme Motley-Simmons	OL	6-5	290	Sr.	Alabaster, Ala./UAB
20	Camden Kuhn	LB	6-3	195	Jr.	Knoxville, Tenn./Farragut	77	Zach Brown	OL	6-4	280	Jr.	Loretto, Tenn./Loretto
21	Carson Goold	WR	6-4	205	Jr.	Memphis, Tenn./Houston HS	78	Duncan Johnson	OL	6-5	275	Fr.	Augusta, Ga./Aquinas
22	Xavier Nurse	LB	6-3	245	Gr.	Brooklyn, N.Y./Maine	79	Donovan Hawkins	OL	6-1	310	Sr.	Pinson, Ala./Pinson Valley
23	Devin Smith	CB	5-10	190	Gr.	Kennesaw, Ga./Austin Peay	80	Wilson Beaverstock	K	6-0	210	Gr.	Mobile, Ala./UAB
23	Noah Young	WR	6-5	215	Jr.	Birmingham, Ala./North Alabama	81	Jamal Thompson	DE	6-3	268	Jr.	Sarasota, Fla./Sarasota
24	Jocquet Jiles	WR	5-9	180	Sr.	Auburndale, Fla./Auburndale	82	Deuce Flowers	WR	6-4	180	Sr.	Cleveland, Tenn./Cleveland
24	Jonathan Searcy	S	6-1	193	Gr.	Medford, N.J./Bucknell	83	Thomas D'Armond	WR	5-11	195	So.	Baton Rouge, La./Episcopal
25	J.T. Swanson	S	5-11	181	Sr.	West Chester, Ohio/Morehead State	84	Brendan Jenkins	WR	6-1	200	Fr.	Hoschtown, Ga./Mill Creek
26	Mitchell Owen	CB	6-0	185	Jr.	Atlanta, Ga./Marist School	85	Wesley Carlock	WR	5-9	175	Sr.	Jackson, Tenn./Univ. School of Jackson
27	Michael Ryan	WR	5-11	180	Sr.	Bainbridge, Ga./Bainbridge	86	Michael Vice	TE	6-4	250	Gr.	Vestavia Hills, Ala./Troy
27	Mychael Hamilton	RB	6-0	192	Gr.	New Port Richey, Fla./South Florida	87	Jake Riddle	TE	6-2	240	So.	Weaverville, N.C./Louisburg College
28	Josiah Cotton	LB	5-11	228	Sr.	Macon, Ga./Mt. De Sales Academy	88	Joel Decoursey	TE	6-4	230	Gr.	Zionsville, Ind./Vanderbilt
29	C.J. Douglas	S	5-10	195	Fr.	Leeds, Ala./Leeds	89	Michael Mitchler	TE	6-2	225	Jr.	Roswell, Ga./Blessed Trinity Catholic
30	Avery Hughes	S	5-11	180	Gr.	Sugar Land, Texas/Texas A&M	90	Luca Chuecos	DE	6-2	250	So.	Atlanta, Ga./Holy Innocents' Episcopal School
30	Harrison Weatherington	K	6-1	189	Jr.	Huntsville, Ala./Randolph School	91	Kobe Stewart	DE	6-2	240	Jr.	Alabaster, Ala./Thompson
31	Camden Simons	TE	6-4	212	Sr.	Westfield, Ind./Westfield	92	Braeden Royal	DT	6-2	265	Gr.	Tuscaloosa, Ala./Tuscaloosa County
31	Damonta Witherspoon	RB	5-8	210	Jr.	East St. Louis, Ill./Murray State	93	Daniel Bettis	DE	6-1	250	Sr.	Tuskegee, Ala./Booker T. Washington
32	Noah Martin	LB	6-0	232	Sr.	Chattanooga, Tenn./The Baylor School	94	Makhi Gilbert	DL	6-3	290	So.	Phenix City, Ala./Central
33	Jaden Mosley	LB	6-2	208	Jr.	Mobile, Ala./Hutchinson CC	95	Elijah Rawlins	DL	6-1	300	Gr.	Hopkinsville, Ky./Mississippi Valley State
34	Miller Karrh	CB	5-10	186	Sr.	Little Rock, Ark./Little Rock Christian	96	Thad Ransier	DE	6-4	270	Fr.	Meridian, Miss./Lamar
35	Joseph Mera	DE	6-0	261	Gr.	Fort Myers, Fla./Bishop Verot	97	Nick Jackson	DE	6-0	270	Gr.	Orlando, Fla./Winter Park
35	Nick Speros	WR	5-10	165	Jr.	Alpharetta, Ga./Mount Pisgah Christian School	98	Joshua Mathiasen	DL	6-2	325	Jr.	Elmhurst, Ill./Olivet Nazarene
36	Dontae Pollard	CB	5-10	185	Jr.	Pittsburgh, Pa./Akron	99	Isaac Reed	DL	6-4	325	Gr.	Minneapolis, Minn./Concordia Univ.
37	Peyton Ringer	WR	5-7	160	Gr.	Lithonia, Ga./The Lovett School							
38	Fred Flavors	DB	5-9	172	Gr.	Atmore, Ala./Huntingdon College							
38	Tre Henry	RB	5-8	177	Jr.	Atlanta, Ga./Greater Atlanta Christian							

#SoConFB



2023 SCHEDULE

Aug. 31 (6 p.m. CT)
Shorter



Oct. 14 (12 p.m. CT)
Furman*



Sept. 9 (1:30 p.m. CT)
at Western Carolina*



Oct. 21 (12:30 p.m. CT)
at VMI*



Sept. 16 (6:30 p.m. CT)
at Auburn



Oct. 28 (2 p.m. CT)
The Citadel*



Sept. 23 (2 p.m. CT)
Chattanooga*



Nov. 11 (2 p.m. CT)
at Mercer*



Sept. 30 (12 p.m. CT)
ETSU*



Nov. 18 (12 p.m. CT)
UT Martin



Oct. 7 (12:30 p.m. CT)
at Wofford*



* Southern Conference game

SAMFORD BULLDOGS

Basic information

Location: Birmingham, Ala.
 Founded: 1841
 Enrollment: 5,509
 Nickname: Bulldogs
 Colors: Red and Blue
 President: Dr. Beck Taylor
 Director of athletics: Martin Newton
 Stadium: Seibert Stadium
 Capacity: 6,700

Media relations

Football contact: Tyler Brain
 Email: tbrain@samford.edu
 Office: 205-726-4350
 Cell: 256-616-3097
 Press box phone: 205-726-2143/2144
 Website: SamfordSports.com

Team information

2022 record: 11-2
 SoCon record: 8-0 (1st)
 Home: 6-0
 Away: 5-2
 Lettermen returning/lost: 46/30
 Off. starters returning/lost: 6/5
 Def. starters returning/lost: 3/8
 Specialists returning/lost: 2/4
 Basic offense: Spread
 Basic defense: 4-3



Tyler Brain
Football SID

SoCon titles (2)

2013 (vacated in 2016). 2022

FCS Playoff appearances (6)

1991, 1992, 2013, 2016, 2017, 2022



**SAMFORD DEFENSIVE END
JOSEPH MERA**



SAMFORD QUARTERBACK MICHAEL HIERS



SAMFORD



2022 INDIVIDUAL STATISTICS

2022 TEAM STATISTICS

TEAM STATISTICS	SAM	OPP
SCORING	426	331
Points Per Game	32.8	25.5
Points Off Turnovers	55	44
FIRST DOWNS	312	312
Rushing	132	136
Passing	164	152
Penalty	16	24
RUSHING YARDAGE	1694	2258
Yards gained rushing	2040	2521
Yards lost rushing	346	263
Rushing Attempts	457	570
Average Per Rush	3.7	4.0
TDs Per Game	130.3	173.7
Yards Rushing	17	22
PASSING YARDAGE	3957	3400
Comp-Att-Int	391-524-4	275-460-11
Average Per Pass	7.6	7.4
Average Per Catch	10.1	12.4
Average Per Game	304.4	261.5
TDs Passing	40	15
TOTAL OFFENSE	5651	5658
Total Plays	981	1030
Average Per Play	5.8	5.5
Average Per Game	434.7	435.2
KICK RETURNS: #-Yards	34-730	35-711
PUNT RETURNS: #-Yards	11-58	9-68
INT RETURNS: #-Yards	11-19	4-28
KICK RETURN AVERAGE	21.5	20.3
PUNT RETURN AVERAGE	5.3	7.6
INT RETURN AVERAGE	1.7	7.0
FUMBLES-LOST	12-8	22-11
PENALTIES-Yards	76-690	65-571
Average Per Game	53.1	43.9
PUNTS-Yards	63-2686	55-2241
Average Per Punt	42.6	40.7
Net punt average	40.3	39.0
KICKOFFS-Yards	75-4504	70-4213
Average Per Kick	60.1	60.2
Net kick average	39.6	39.4
TIME OF POSSESSION/Game	27:09	35:09
3RD-DOWN Conversions	99/204	86/204
3rd-Down Pct	49%	42%
4TH-DOWN Conversions	13/21	16/32
4th-Down Pct	62%	50%
SACKS BY-Yards	22-150	33-205
MISC YARDS	6	18
TOUCHDOWNS SCORED	58	37
FIELD GOALS-ATTEMPTS	9-13	24-29
ON-SIDE KICKS	0-0	1-2
RED-ZONE SCORES	(40-47) 85%	(48-60) 80%
RED-ZONE TOUCHDOWNS	(32-47) 68%	(28-60) 47%
PAT-ATTEMPTS	(51-53) 96%	(37-37) 100%
ATTENDANCE	32360	149385
Games/Avg Per Game	6/5393	7/21341

SCORE BY QUARTERS

	1st	2nd	3rd	4th	OT	Total
Samford	76	134	100	97	19	426
Opponents	98	70	78	78	7	331

RUSHING	GP	Att	Gain	Loss	Net	Avg	TD	Long	Avg/G
Jay Stanton	13	176	800	25	775	4.4	5	49	59.6
Jaylan Thomas	13	108	627	15	612	5.7	7	44	47.1
Michael Hiers	13	109	359	196	163	1.5	3	19	12.5
Quincy Crittendon	5	29	159	35	124	4.3	2	25	24.8
Judd Cockett	11	2	20	0	20	10.0	0	12	1.8
Chandler Smith	13	4	25	6	19	4.8	0	16	1.5
Jocquet Jiles	4	7	20	3	17	2.4	0	6	4.2
Ty King	7	1	12	0	12	12.0	0	12	1.7
J.R. Tran-Reno	13	1	11	0	11	11.0	0	11	0.8
DeAndre Williams	1	1	5	0	5	5.0	0	5	5.0
John Collins	2	2	1	0	1	0.5	0	1	0.5
Kendall Watson	13	1	1	0	1	1.0	0	1	0.1
D.J. Rias	13	1	0	0	0	0.0	0	0	0.0
TEAM	9	15	0	66	-66	-4.4	0	0	-7.3
Total.....	13	457	2040	346	1694	3.7	17	49	130.3
Opponents.....	13	570	2521	263	2258	4.0	22	47	173.7

PASSING	GP	Effic	Cmp-Att-Int	Pct	Yards	TD	Long	Avg/G
Michael Hiers	13	165.18	353-461-4	76.6	3544	36	80	272.6
Quincy Crittendon	5	136.34	38-63-0	60.3	413	4	48	82.6
Total.....	13	161.72	391-524-4	74.6	3957	40	80	304.4
Opponents.....	13	127.85	275-460-11	59.8	3400	15	72	261.5

RECEIVING	G	No.	Yds	Avg	TD	Lg	Avg/G
Chandler Smith	13	100	1071	10.7	11	49	82.4
Kendall Watson	13	88	1034	11.8	10	70	79.5
D.J. Rias	13	51	588	11.5	6	80	45.2
Judd Cockett	11	36	399	11.1	4	48	36.3
Jay Stanton	13	35	177	5.1	1	36	13.6
Jaylan Thomas	13	33	220	6.7	4	60	16.9
Ty King	7	20	249	12.4	1	60	35.6
J.R. Tran-Reno	13	9	92	10.2	1	38	7.1
Peyton Ringer	8	8	83	10.4	1	39	10.4
Quadir Ismail	7	4	25	6.2	0	12	3.6
Wesley Carlock	5	2	8	4.0	0	4	1.6
Michael Mitchler	10	1	6	6.0	1	6	0.6
Dakota Chapman	11	1	5	5.0	0	5	0.5
Deuce Flowers	2	1	1	1.0	0	1	0.5
Jocquet Jiles	4	1	1	1.0	0	1	0.2
Carson Gould	3	1	-2	-2.0	0	0	-0.7
Total.....	13	391	3957	10.1	40	80	304.4
Opponents.....	13	275	3400	12.4	15	72	261.5

PUNT RETURNS	No.	Yards	Avg	TD	Long
Chandler Smith	8	48	6.0	0	20
Judd Cockett	3	10	3.3	0	13
Total.....	11	58	5.3	0	20
Opponents.....	9	68	7.6	0	21

INTERCEPTIONS	No.	Yards	Avg	TD	Long
Isaiah Richardson	2	0	0.0	0	0
Hakeem Johnson	2	0	0.0	0	0
Nathan East	1	13	13.0	0	13
Midnight Steward	1	0	0.0	0	0
Ty Hardimon	1	0	0.0	0	0
Fred Flavors	1	0	0.0	0	0
B. Devault-Smith	1	0	0.0	0	0
Noah Martin	1	6	6.0	0	6
Kourtlan Marsh	1	0	0.0	0	0
Total.....	11	19	1.7	0	13
Opponents.....	4	28	7.0	0	15

KICK RETURNS	No.	Yards	Avg	TD	Long
Judd Cockett	21	484	23.0	0	43
Ty King	7	168	24.0	0	40
J.R. Tran-Reno	3	38	12.7	0	16
Johnny Johnson	1	9	9.0	0	9
D.J. Rias	1	18	18.0	0	18
Jamal Thompson	1	13	13.0	0	13
Total.....	34	730	21.5	0	43
Opponents.....	35	711	20.3	0	45

TACKLES	GP	Solo	Ast	Total	TFL/Yds	Sacks/Yds
Noah Martin	13	53	39	92	7.5-24	1.0-9
Nathan East	13	49	33	82	3.0-26	2.0-25
Isaiah Richardson	13	37	28	65	1.5-9	.
Drew Mims	13	28	26	54	3.0-7	1.0-5
Fred Flavors	13	41	12	53	1.0-3	.
Seth Simmer	13	25	25	50	6.0-23	2.0-15
Kourtlan Marsh	13	33	17	50	1.0-2	.
Hakeem Johnson	12	36	13	49	.	.

ALL PURPOSE	GP	Rush	Rcv	PR	KR	IR	Total	Avg/G
Chandler Smith	13	19	1071	48	0	0	1138	87.5
Kendall Watson	13	1	1034	0	0	0	1035	79.6
Jay Stanton	13	775	177	0	0	0	952	73.2
Judd Cockett	11	20	399	10	484	0	913	83.0
Jaylan Thomas	13	612	220	0	0	0	832	64.0
Total.....	13	1694	3957	58	730	19	6458	496.8
Opponents.....	13	2258	3400	68	711	28	6465	497.3

FIELD GOALS	Made-Att	Pct	01-19	20-29	30-39	40-49	50-99	Long	Blkd
Zach Williams	9-13	69.2	0-0	4-6	3-4	2-3	0-0	42	1

Ty Hardimon	11	29	19	48					
Josiah Cotton	13	23	18	41	1.5-4				0.5-3
Total.....	13	594	400	994	65-264				22-150
Opponents.....	13	604	332	936	73.0-320				33-205

SCORING	TD	FGs	Kick	Rush	Rcv	Pass	DXP	Saf	Pts
Zach Williams	0	9-13	51-53	0-0	0	0-0	0	0	78
Jaylan Thomas	11	0-0	0-0	0-0	0	0-0	0	0	66
Chandler Smith	11	0-0	0-0	0-0	0	0-0	0	0	66
Kendall Watson	10	0-0	0-0	0-0	0	0-0	0	0	60
D.J. Rias	6	0-0	0-0	0-0	0	0-0	0	0	36
Jay Stanton	6	0-0	0-0	0-1	0	0-0	0	0	36
Judd Cockett	4	0-0	0-0	0-0	0	0-0	0	0	24
Michael Hiers	3	0-0	0-0	0-1	0	0-1	0	0	18
Quincy Crittendon	2	0-0	0-0	0-0	0	0-0	0	0	12
J.R. Tran-Reno	1	0-0	0-0	0-0	0	0-0	0	0	6
Peyton Ringer	1	0-0	0-0	0-0	0	0-0	0	0	6
Trey Elston	1	0-0	0-0	0-0	0	0-0	0	0	6
Ty King	1	0-0	0-0	0-0	0	0-0	0	0	6
Michael Mitchler	1	0-0	0-0	0-0	0	0-0	0	0	6
Total.....	58	9-13	51-53	0-2	0	0-1	0	0	426
Opponents.....	37	24-29	37-37	0-0	0	0-0	0	0	331

TOTAL OFFENSE	GP	Plays	Rush	Pass	Total	Avg/G
Michael Hiers	13	570	163	3544	3707	285.2
Jay Stanton	13	176	775	0	775	59.6
Jaylan Thomas	13	108	612	0	612	47.1
Quincy Crittendon	5	92	124	413	537	107.4
Judd Cockett	11	2	20	0	20	1.8
Chandler Smith	13	4	19	0	19	1.5
Jocquet Jiles	4	7</				



2022 RESULTS (11-2, 8-0 SOCON; 1ST)

Date	Opponent	W/L	Score	Attendance
Sept. 1	#8 KENNESAW STATE	W	27-17	5,333
Sept. 10	at #2 Georgia	L	0-33	92,746
Sept. 17	at Tennessee Tech	W	33-28	9,249
Sept. 24	WESTERN CAROLINA*	W	35-12	7,519
Oct. 1	at Furman*	W	34-27	9,507
Oct. 8	WOFFORD*	W	28-14	3,513
Oct. 22	at ETSU*	W	55-45	10,327
Oct. 29	at The Citadel*	W	38-3	8,603
Nov. 5	VMI*	W	34-15	5,375
Nov. 12	at #11 Chattanooga*	W	35-24	7,128
Nov. 19	#19 MERCER*	WOT	50-44	6,033
Dec. 3	#17 SOUTHEASTERN LA.	WOT	48-42	4,587
Dec. 9	at #4 North Dakota State	L	9-27	11,825

* Southern Conference game % NCAA Division I FCS Playoffs

2022 TEAM GAME-BY-GAME

Date	Opponent	Rushing				Receiving				Passing				Kick returns				Punt returns				Total off
		No.	Yds	TD	Lg	No.	Yds	TD	Lg	Cmp-Att-Int	Yds	TD	Lg	No	Yds	TD	Lg	No	Yds	TD	Lg	
Sept. 1	KENNESAW STATE	32	113	0	20	18	289	4	48	18-24-0	289	4	48	2	61	0	43	1	20	0	20	402
Sept. 10	at Georgia	17	19	0	7	16	109	0	36	16-26-0	109	0	36	0	0	0	0	0	0	0	0	128
Sept. 17	at Tennessee Tech	38	185	0	26	29	327	4	60	29-47-0	327	4	60	2	55	0	35	3	-4	0	4	512
Sept. 24	WESTERN CAROLINA	34	101	1	49	24	292	4	60	24-30-1	292	4	60	3	43	0	25	1	0	0	0	393
Oct. 1	at Furman	28	132	3	44	29	228	2	36	29-38-1	228	2	36	2	52	0	32	1	18	0	18	360
Oct. 8	WOFFORD	37	162	2	37	31	261	2	54	31-42-0	261	2	54	2	53	0	30	1	7	0	7	423
Oct. 22	at ETSU	43	167	3	24	45	442	4	51	45-51-0	442	4	51	4	106	0	40	1	7	0	7	609
Oct. 29	at The Citadel	36	143	1	15	30	260	3	41	30-35-0	260	3	41	2	25	0	16	0	0	0	0	403
Nov. 5	VMI	34	114	1	32	30	322	4	70	30-38-1	322	4	70	5	90	0	32	1	13	0	13	436
Nov. 12	at Chattanooga	46	121	1	17	37	353	4	80	37-47-0	353	4	80	5	111	0	31	0	0	0	0	474
Nov. 19	MERCER	45	179	2	25	44	454	4	42	44-56-0	454	4	42	4	74	0	24	0	0	0	0	633
Dec. 3	SOUTHEASTERN LA.	43	201	3	23	28	341	4	48	28-43-0	341	4	48	2	37	0	19	2	-3	0	0	542
Dec. 9	at North Dakota St.	24	57	0	15	30	279	1	40	30-47-1	279	1	40	1	23	0	23	0	0	0	0	336
Totals		457	1694	17	49	391	3957	40	80	391-524-4	3957	40	80	34	730	0	43	11	58	0	20	5651
Opponent		570	2258	22	47	275	3400	15	72	275-460-11	3400	15	72	35	711	0	45	9	68	0	21	5658

Games: 13
 Avg/rush: 3.7
 Avg/catch: 10.1
 Pass effic: 161.72
 KR avg: 21.5
 PR avg: 5.3
 All purpose avg/game: 496.8
 Total offense avg/gm: 434.7

Date	Opponent	Tackles			TFL-Yds	Sacks	Fumble		Pass defense			Blkd Kick	PAT attempts			Saf	Pts
		Solo	Ast	Total			No-Yds	FF	FR-Yds	Int-Yds	QBH		Brk	Att-Mad	Run		
Sept. 1	KENNESAW STATE	60	8	68	6.0-23	2.0-16	1	0-0	1-0	0	4	0	4-3	0	0	0	27
Sept. 10	at Georgia	40	32	72	2.0-22	1.0-17	0	0-0	0-0	0	5	0	0-0	0	0	0	0
Sept. 17	at Tennessee Tech	38	38	76	6.0-9	0.0-0	0	0-0	1-13	3	5	0	3-3	0	0	0	33
Sept. 24	WESTERN CAROLINA	57	24	81	8.0-38	3.0-23	0	1-0	2-0	3	10	0	5-5	0	0	0	35
Oct. 1	at Furman	36	56	92	4.0-20	3.0-19	3	3-0	0-0	7	6	1	5-4	0	0	0	34
Oct. 8	WOFFORD	38	18	56	6.0-25	2.0-19	0	0-0	0-0	4	10	0	4-4	0	0	0	28
Oct. 22	at ETSU	37	28	65	9.0-42	5.0-26	1	0-0	1-0	1	10	0	7-7	0	0	0	55
Oct. 29	at The Citadel	41	58	99	4.0-24	3.0-22	3	3-59	0-0	1	1	0	5-5	0	0	0	38
Nov. 5	VMI	60	22	82	5.0-14	1.0-6	1	1-0	2-6	6	5	0	4-4	0	0	0	34
Nov. 12	at Chattanooga	46	30	76	2.0-4	0.0-0	0	0-0	2-0	2	8	1	5-5	0	0	0	35
Nov. 19	MERCER	49	28	77	4.0-5	0.0-0	1	1-0	1-0	3	14	1	5-5	0	0	0	50
Dec. 3	SOUTHEASTERN LA.	51	22	73	4.0-10	0.0-0	1	0-0	1-0	2	4	0	6-6	0	0	0	48
Dec. 9	at North Dakota St.	41	36	77	5.0-28	2.0-19	2	1-0	0-0	0	1	0	0-0	0	0	0	9
Totals		594	400	994	65.0-264	22.0-167	13	10-59	11-19	32	83	3	53-51	0	0	0	426
Opponent		604	332	936	73.0-320	33.0-214	10	7-7	4-28	24	42	2	37-37	0	0	0	331

Date	Opponent	Punting				Blkd	TB	FC	50+	I20	Field goals		Blkd	Kickoffs				OB
		No	Yds	Avg	Long						Att-Made	Lg		No	Yds	Avg	TB	
Sept. 1	KENNESAW STATE	2	92	46.0	47	0	1	1	0	0	1-0	0	0	5	339	67.8	4	0
Sept. 10	at Georgia	9	358	39.8	50	0	1	5	1	0	0-0	0	0	1	65	65.0	1	0
Sept. 17	at Tennessee Tech	7	319	45.6	53	0	0	3	2	4	3-2	23	0	7	442	63.1	4	0
Sept. 24	WESTERN CAROLINA	5	221	44.2	47	0	0	3	0	2	0-0	0	0	6	376	62.7	3	1
Oct. 1	at Furman	8	341	42.6	54	0	0	5	1	2	0-0	0	0	6	366	61.0	2	1
Oct. 8	WOFFORD	6	253	42.2	64	0	1	3	1	1	1-0	0	0	5	291	58.2	2	0
Oct. 22	at ETSU	3	147	49.0	60	0	1	1	1	0	2-2	42	0	9	553	61.4	5	0
Oct. 29	at The Citadel	1	44	44.0	44	0	0	0	0	0	1-1	22	0	7	424	60.6	4	0
Nov. 5	VMI	5	221	44.2	57	0	0	4	1	2	0-0	0	0	6	338	56.3	3	1
Nov. 12	at Chattanooga	5	184	36.8	46	0	0	2	0	1	0-0	0	0	6	363	60.5	2	0
Nov. 19	MERCER	4	179	44.8	53	0	0	1	1	3	3-3	40	0	7	393	56.1	0	0
Dec. 3	SOUTHEASTERN LA.	4	163	40.8	50	0	0	2	1	2	0-0	0	0	7	421	60.1	3	0
Dec. 9	at North Dakota St.	4	164	41.0	50	0	0	2	1	0	2-1	28	1	3	133	44.3	0	0
Totals		63	2686	42.6	64	0	4	32	10	17	13-9	42	1	75	4504	60.1	33	3
Opponent		55	2241	40.7	60	0	2	23	7	19	29-24	56	3	70	4213	60.2	29	4



SAMFORD

SAMFORD VS. 2023 OPPONENTS

Samford 1, Shorter 0

At SAM: SAM leads 1-0

At SHO: N/A

Chris Hatcher vs. SHO: 1-0

Zach Morrison vs. SAM: 0-1

Last SAM win: 66-9 in 2018

Last SHO win: N/A

Longest SAM streak: 1 (2018)

Longest SHO streak: N/A

Last 10 meetings: SAM leads 1-0

Current streak: SAM has won one

Largest SAM win: 66-9 in 2018

Largest SHO win: N/A

Year	Winner	Score	Site
2018	SAM	66-9	Birmingham, Ala.

Samford 17, Western Carolina 3

At SAM: SAM leads 10-1

At WCU: SAM leads 7-2

Chris Hatcher vs. WCU: 9-2 (3-0 GSU, 6-2 SAM)

Kerwin Bell vs. SAM: 0-3 (0-1 JU, 0-2 WCU)

Last SAM win: 35-12 in 2022

Last WCU win: 38-34 in 2017

Longest SAM streak: 11 (1991-14)

Longest WCU streak: 1 (1969; 2015; 2017)

Last 10 meetings: SAM leads 8-2

Current streak: SAM has won five

Largest SAM win: 62-23 in 2013

Largest WCU win: 47-13 in 1969

Year	Winner	Score	Site
1969	WCU	47-13	Birmingham, Ala.
1991	SAM	16-3	Cullowhee, N.C.

1992	SAM	30-6	Birmingham, Ala.
1997	SAM	19-0	Birmingham, Ala.
1999	SAM	35-32 (OT)	Cullowhee, N.C.
2008	SAM	21-6	Cullowhee, N.C.
2009	SAM	16-3	Birmingham, Ala.
2010	SAM	38-7	Cullowhee, N.C.
2011	SAM	52-24	Birmingham, Ala.
2012	SAM	25-21	Cullowhee, N.C.
2013	SAM	62-23	Birmingham, Ala.
2014	SAM	34-20	Birmingham, Ala.
2015	WCU	56-36	Cullowhee, N.C.
2016	SAM	30-17	Birmingham, Ala.
2017	WCU	38-34	Cullowhee, N.C.
2018	SAM	66-28	Birmingham, Ala.
2019	SAM	31-13	Cullowhee, N.C.
2020-21	SAM	55-27	Birmingham, Ala.
2021	SAM	42-37	Cullowhee, N.C.
2022	SAM	35-12	Birmingham, Ala.

Auburn 28, Samford 0, 1 tie

At AU: AU leads 14-0

At SAM: AU leads 8-0-1

At neutral sites: AU leads 6-0

Chris Hatcher vs. AU: 0-1

Hugh Freeze vs. SAM: 0-0

Last AU win: 52-0 in 2019

Last SAM win: N/A

Longest AU streak: 15 (1903-26)

Longest SAM streak: N/A

Last 10 meetings: AU leads 10-0

Current streak: AU has won 13

Largest AU win: 88-0 in 1920

Largest SAM win: N/A

Year	Winner	Score	Site
1903	AU	58-0	Auburn, Ala.
1907	AU	23-0	Auburn, Ala.
1908	AU	18-0	Birmingham, Ala.
1909	AU	11-0	Montgomery, Ala.
1910	AU	78-0	Birmingham, Ala.
1916	AU	25-0	Birmingham, Ala.
1917	AU	53-0	Auburn, Ala.
1919	AU	19-6	Birmingham, Ala.
1920	AU	88-0	Auburn, Ala.
1921	AU	34-3	Birmingham, Ala.
1922	AU	72-0	Birmingham, Ala.
1923	AU	30-0	Auburn, Ala.
1924	AU	17-0	Auburn, Ala.
1925	AU	7-6	Auburn, Ala.
1926	AU	33-14	Birmingham, Ala.
1927	Tie	9-9	Birmingham, Ala.
1928	AU	25-6	Auburn, Ala.
1929	AU	6-0	Auburn, Ala.
1932	AU	25-0	Montgomery, Ala.
1933	AU	19-0	Birmingham, Ala.
1940	AU	27-13	Montgomery, Ala.
1941	AU	13-0	Montgomery, Ala.
1944	AU	32-0	Montgomery, Ala.
1945	AU	38-0	Montgomery, Ala.
1992	AU	55-0	Auburn, Ala.
1993	AU	35-7	Auburn, Ala.
2011	AU	35-16	Auburn, Ala.
2014	AU	31-7	Auburn, Ala.
2019	AU	52-0	Auburn, Ala.

Chattanooga 33, Samford 11, 3 ties

At SAM: UTC leads 11-5

At UTC: UTC leads 22-6-2

At neutral sites: Series tied 0-0-1

Chris Hatcher vs. UTC: 3-7 (2-1 GSU, 1-6 SAM)

Rusty Wright vs. SAM: 2-1

Last SAM win: 35-24 in 2022

Last UTC win: 55-13 in 2021

Longest SAM streak: 2 (three times)

Longest UTC streak: 8 (1964-01)

Last 10 meetings: UTC leads 8-2

Current streak: SAM has won one

Largest SAM win: 63-0 in 1906

Largest UTC win: 56-0 in 1910

Year	Winner	Score	Site
1906	SAM	63-0	Birmingham, Ala.
1907	SAM	21-7	Chattanooga, Tenn.
1907	UTC	29-0	Chattanooga, Tenn.
1909	Tie	0-0	Chattanooga, Tenn.
1910	UTC	56-0	Chattanooga, Tenn.
1914	UTC	14-0	Chattanooga, Tenn.
1921	UTC	26-3	Chattanooga, Tenn.
1923	Tie	0-0	Chattanooga, Tenn.
1924	SAM	28-0	Chattanooga, Tenn.
1925	SAM	3-0	Birmingham, Ala.
1926	UTC	23-0	Chattanooga, Tenn.
1928	UTC	14-0	Birmingham, Ala.
1929	UTC	20-14	Chattanooga, Tenn.
1930	UTC	13-9	Chattanooga, Tenn.
1931	UTC	14-0	Chattanooga, Tenn.
1932	UTC	19-0	Birmingham, Ala.
1936	UTC	6-0	Chattanooga, Tenn.
1937	SAM	6-0	Birmingham, Ala.
1938	UTC	13-6	Chattanooga, Tenn.
1939	SAM	33-14	Birmingham, Ala.
1940	UTC	28-0	Chattanooga, Tenn.
1941	Tie	7-7	Anniston, Ala.
1945	UTC	47-7	Chattanooga, Tenn.
1962	SAM	22-12	Chattanooga, Tenn.
1964	UTC	28-13	Chattanooga, Tenn.
1965	UTC	25-10	Chattanooga, Tenn.
1967	UTC	28-0	Birmingham, Ala.



SAMFORD WIDE RECEIVER CHANDLER SMITH

#SoConFB



SAMFORD VS. 2023 OPPONENTS

1968	UTC	40-7	Chattanooga, Tenn.
1998	UTC	23-13	Chattanooga, Tenn.
1999	UTC	29-27	Birmingham, Ala.
2000	UTC	23-6	Chattanooga, Tenn.
2001	UTC	28-14	Birmingham, Ala.
2003	SAM	31-23	Chattanooga, Tenn.
2008	SAM	30-7	Chattanooga, Tenn.
2009	UTC	14-7	Birmingham, Ala.
2010	UTC	48-14	Chattanooga, Tenn.
2011	UTC	24-9	Birmingham, Ala.
2012	UTC	20-13	Chattanooga, Tenn.
2013	SAM	17-14 (OT)	Birmingham, Ala.
2014	UTC	38-24	Chattanooga, Tenn.
2015	UTC	31-21	Birmingham, Ala.
2016	UTC	41-21	Chattanooga, Tenn.
2017	UTC	23-21	Birmingham, Ala.
2018	UTC	27-20	Chattanooga, Tenn.
2019	UTC	35-27	Birmingham, Ala.
2021	UTC	55-13	Birmingham, Ala.
2022	SAM	35-24	Chattanooga, Tenn.

Samford 7, ETSU 3

At ETSU: SAM leads 4-2

At SAM: SAM leads 3-1

George Quarles vs. SAM: 0-1

Chris Hatcher vs. ETSU: 4-3

Last ETSU win: 55-48 (OT) in 2021

Last SAM win: 55-45 in 2022

Longest ETSU streak: 2 (2020-21)

Longest SAM streak: 3 (1989-91; 2017-19)

Last 10 meetings: SAM leads 7-3

Current streak: SAM has won one

Largest ETSU win: 24-17 in 2020-21; 55-48 (OT) in 2021

Largest SAM win: 42-7 in 2017

Year	Winner	Score	Site
1989	SAM	38-23	Birmingham, Ala.
1990	SAM	17-13	Johnson City, Tenn.
1991	SAM	31-6	Johnson City, Tenn.
2016	ETSU	15-14	Johnson City, Tenn.
2017	SAM	42-7	Birmingham, Ala.
2018	SAM	38-27	Johnson City, Tenn.
2019	SAM	24-17	Birmingham, Ala.
2020-21	ETSU	24-17	Johnson City, Tenn.
2021	ETSU	55-48 (OT)	Birmingham, Ala.
2022	SAM	55-45	Johnson City, Tenn.

Samford 15, Wofford 5

At SAM: SAM leads 8-3

At WOF: SAM leads 7-2

Chris Hatcher vs. WOF: 10-1 (2-1 GSU, 8-0 SAM)

Shawn Watson vs. SAM: 0-1

Last SAM win: 28-24 in 2022

Last WOF win: 24-20 in 2014

Longest SAM streak: 8 (2015-22)

Longest WOF streak: 2 (2010-11)

Last 10 meetings: SAM leads 9-1

Current streak: SAM has won eight

Largest SAM win: 30-14 in 1972

Largest WOF win: 28-7 in 2008

Year	Winner	Score	Site
1949	WOF	27-13	Spartanburg, S.C.
1961	SAM	16-13	Spartanburg, S.C.
1962	SAM	34-28	Birmingham, Ala.
1972	SAM	30-14	Birmingham, Ala.
1996	SAM	20-14 (OT)	Birmingham, Ala.
2008	WOF	28-7	Birmingham, Ala.
2009	SAM	27-24	Spartanburg, S.C.
2010	WOF	10-3	Birmingham, Ala.
2011	WOF	38-23	Spartanburg, S.C.
2012	SAM	24-17 (2OT)	Birmingham, Ala.
2013	SAM	34-27	Spartanburg, S.C.
2014	WOF	24-20	Birmingham, Ala.
2015	SAM	37-27	Spartanburg, S.C.
2016	SAM	28-26	Birmingham, Ala.



SAMFORD LINEBACKER NOAH MARTIN

2017	SAM	24-21	Spartanburg, S.C.
2018	SAM	35-20	Birmingham, Ala.
2019	SAM	21-14	Spartanburg, S.C.
2020-21	SAM	37-31	Birmingham, Ala.
2021	SAM	27-24	Spartanburg, S.C.
2022	SAM	28-14	Birmingham, Ala.

Furman 13, Samford 12

At FUR: SAM leads 8-6

At SAM: FUR leads 7-4

Clay Hendrix vs. SAM: 3-3

Chris Hatcher vs. FUR: 4-6 (0-2 GSU, 4-4 SAM)

Last FUR win: 41-34 in 2021

Last SAM win: 34-27 in 2022

Longest FUR streak: 7 (1997-2010)

Longest SAM streak: 5 (1962-69)

Last 10 meetings: Series tied 5-5

Current streak: SAM has won one

Largest FUR win: 58-14 in 2019

Largest SAM win: 45-0 in 2014

Year	Winner	Score	Site
1961	FUR	21-14	Greenville, S.C.
1962	SAM	14-7	Greenville, S.C.
1966	SAM	17-7	Greenville, S.C.
1967	SAM	42-28	Birmingham, Ala.
1968	SAM	17-12	Greenville, S.C.
1969	SAM	34-14	Birmingham, Ala.
1997	FUR	29-10	Birmingham, Ala.
1998	FUR	34-24	Greenville, S.C.
2004	FUR	45-10	Birmingham, Ala.
2005	FUR	45-23	Greenville, S.C.
2008	FUR	28-27	Birmingham, Ala.

2009	FUR	26-24	Greenville, S.C.
2010	FUR	27-10	Birmingham, Ala.
2011	SAM	26-21	Greenville, S.C.
2012	SAM	24-21	Birmingham, Ala.
2013	FUR	35-17	Greenville, S.C.
2014	SAM	45-0	Greenville, S.C.
2015	FUR	20-17	Birmingham, Ala.
2016	SAM	38-21	Greenville, S.C.
2017	SAM	26-20	Birmingham, Ala.
2018	SAM	38-25	Greenville, S.C.
2019	FUR	58-14	Birmingham, Ala.
2020-21	FUR	44-37 (OT)	Greenville, S.C.
2021	FUR	41-34	Birmingham, Ala.
2022	SAM	34-27	Greenville, S.C.

Samford 7, VMI 3

At SAM: SAM leads 3-1

At VMI: SAM leads 4-2

Chris Hatcher vs. VMI: 5-3

Dany Rocco vs. SAM: 0-0

Last SAM win: 34-15 in 2022

Last VMI win: 46-45 in 2021

Longest SAM streak: 6 (2001-18)

Longest VMI streak: 3 (2019-21)

Last 10 meetings: SAM leads 7-3

Current streak: SAM has won one

Largest SAM win: 73-22 in 2018

Largest VMI win: 48-41 (OT) in 2019

Year	Winner	Score	Site
2001	SAM	46-28	Lexington, Va.
2014	SAM	63-21	Lexington, Va.
2015	SAM	49-13	Lexington, Va.



SAMFORD

SAMFORD VS. 2023 OPPONENTS

2016	SAM	55-21	Birmingham, Ala.
2017	SAM	26-7	Lexington, Va.
2018	SAM	73-22	Birmingham, Ala.
2019	VMI	48-41 (OT)	Lexington, Va.
2020-21	VMI	38-37 (OT)	Birmingham, Ala.
2021	VMI	46-45	Lexington, Va.
2022	SAM	34-15	Birmingham, Ala.

Samford 9, The Citadel 7

At CIT: CIT leads 5-4

At SAM: SAM leads 5-2

Maurice Drayton vs. SAM: 0-0

Chris Hatcher vs. CIT: 8-3 (3-0 GSU, 5-3 SAM)

Last CIT win: 42-27 in 2018

Last SAM win: 38-3 in 2022

Longest CIT streak: 2 (2009-10)

Longest SAM streak: 4 (2019-22)

Last 10 meetings: SAM leads 6-4

Current streak: SAM has won four

Largest CIT win: 35-16 in 1989; 44-25 in 2015

Largest SAM win: 55-7 in 2020-21

Year	Winner	Score	Site
1989	CIT	35-16	Charleston, S.C.
2008	SAM	28-10	Birmingham, Ala.
2009	CIT	28-16	Charleston, S.C.
2010	CIT	13-12	Birmingham, Ala.
2011	SAM	19-14	Charleston, S.C.
2012	SAM	38-7	Birmingham, Ala.
2013	CIT	28-26	Charleston, S.C.
2014	SAM	20-17	Charleston, S.C.
2015	CIT	44-25	Birmingham, Ala.
2016	CIT	37-34 (OT)	Charleston, S.C.
2017	SAM	35-14	Birmingham, Ala.
2018	CIT	42-27	Charleston, S.C.
2019	SAM	61-55 (4OT)	Birmingham, Ala.
2020-21	SAM	55-7	Charleston, S.C.
2021	SAM	35-14	Birmingham, Ala.
2022	SAM	38-3	Charleston, S.C.

Samford 14, Mercer 13, 1 tie

At MER: MER leads 11-7-1

At SAM: SAM leads 7-2

At neutral sites: SAM leads 1-0

Drew Cronin vs. SAM: 1-2

Chris Hatcher vs. MER: 5-3

Last MER win: 45-42 in 2021

Last SAM win: 50-44 (OT) in 2022

Longest MER streak: 4 (1910-15)

Longest SAM streak: 8 (1937-2017)

Last 10 meetings: SAM leads 7-3

Current streak: SAM has won one

Largest MER win: 45-0 in 1908

Largest SAM win: 47-21 in 2015

Year	Winner	Score	Site
1907	MER	11-6	Macon, Ga.
1908	MER	45-0	Macon, Ga.
1909	SAM	6-5	Macon, Ga.
1910	MER	28-0	Macon, Ga.
1911	MER	29-0	Macon, Ga.
1912	MER	36-0	Birmingham, Ala.
1915	MER	14-7	Macon, Ga.
1916	SAM	26-7	Birmingham, Ala.
1920	SAM	33-13	Macon, Ga.
1924	MER	14-5	Macon, Ga.
1926	MER	3-0	Macon, Ga.
1927	SAM	14-0	Macon, Ga.
1928	SAM	15-7	Macon, Ga.
1929	MER	7-2	Macon, Ga.
1932	MER	21-6	Macon, Ga.
1936	Tie	0-0	Macon, Ga.
1937	SAM	13-0	Birmingham, Ala.
1939	SAM	7-3	Albany, Ga.
1940	SAM	14-6	Macon, Ga.
1941	SAM	27-6	Birmingham, Ala.



SAMFORD OFFENSIVE LINEMAN JABARI BROOKS

2014	SAM	21-18	Birmingham, Ala.
2015	SAM	47-21	Macon, Ga.
2016	SAM	24-19	Birmingham, Ala.
2017	SAM	20-3	Macon, Ga.
2018	MER	30-24	Birmingham, Ala.
2019	MER	36-33 (3OT)	Macon, Ga.
2020-21	SAM	44-20	Birmingham, Ala.
2021	MER	45-42	Macon, Ga.
2022	SAM	50-44 (OT)	Birmingham, Ala.

Samford 15, UT Martin 4, 1 tie

At SAM: SAM leads 7-2-1

At UTM: SAM leads 8-2

Chris Hatcher vs. UTM: 1-5 (1-4 MSU, 0-1 SAM)

Jason Simpson vs. SAM: 3-0

Last SAM win: 30-22 in 2005

Last UTM win: 33-27 in 2021

Longest SAM streak: 14 (1989-2005)

Longest UTM streak: 3 (2006-21)

Last 10 meetings: Sam leads 7-3

Current streak: UTM has won three

Largest SAM win: 57-22 in 2003

Largest UTM win: 45-13 in 1988

Year	Winner	Score	Site
1958	Tie	14-14	Birmingham, Ala.
1959	SAM	14-13	Martin, Tenn.
1988	UTM	45-13	Birmingham, Ala.
1989	SAM	37-33	Martin, Tenn.
1992	SAM	42-25	Martin, Tenn.

1993	SAM	10-0	Birmingham, Ala.
1995	SAM	21-14	Martin, Tenn.
1996	SAM	31-12	Birmingham, Ala.
1997	SAM	14-7	Martin, Tenn.
1998	SAM	24-13	Birmingham, Ala.
1999	SAM	32-7	Martin, Tenn.
2000	SAM	49-17	Birmingham, Ala.
2001	SAM	31-8	Birmingham, Ala.
2002	SAM	41-10	Birmingham, Ala.
2003	SAM	57-22	Martin, Tenn.
2004	SAM	34-20	Birmingham, Ala.
2005	SAM	30-22	Martin, Tenn.
2006	UTM	10-6	Birmingham, Ala.
2007	UTM	31-21	Martin, Tenn.
2021	UTM	33-27	Martin, Tenn.

#SoConFB



SAMFORD YEAR-BY-YEAR

Year	Overall	SoCon	Place	Coach
1902	3 1 0			W.H. Gwin
1903	1 4 0			W.T. O'Hara/W.H. Gwin
1904	No team			
1905	1 2 1			Davis F. Stakely
1906	6 2 1			John Counselman
1907	3 6 0			John Counselman
1908	2 4 0			John Counselman/Winton M. Blount
1909	5 2 1			J.B. Longwell
1910	1 8 0			J.C. Donnelly
1911	1 6 1			J.B. Longwell
1912	1 7 0			B.L. Noojin
1913	5 3 1			B.L. Noojin
1914	4 3 1			B.L. Noojin
1915	3 4 1			Eugene Caton
1916	6 4 0			J.B. Longwell
1917	3 3 1			J.B. Longwell/C.W. Streit
1918	0 2 0			Maxwell James
1919	3 5 2			Chester Dillon
1920	3 5 1			R.C. Marshall
1921	3 6 0			R.C. Marshall
1922	2 6 2			Harris G. Cope
1923	3 4 3			Harris G. Cope
1924	3 5 1			Jenks Gillem
1925	6 3 0			Jenks Gillem
1926	4 4 1			Jenks Gillem
1927	7 2 2			Chester Dillon
1928	6 4 1			Chester Dillon
1929	5 4 2			Eddie McLane
1930	5 5 0			Eddie McLane
1931	8 2 2			Eddie McLane
1932	3 7 0			Eddie McLane
1933	7 1 2			Eddie McLane
1934	3 4 2			Clyde Propst
1935	7 1 2			Billy Bancroft
1936	5 3 1			Billy Bancroft
1937	5 3 0			Billy Bancroft
1938	2 5 0			Billy Bancroft
1939	3 6 1			Billy Bancroft
1940	4 5 0			William White
1941	4 5 1			William White
1942	No team			
1943	2 2 0			Euil Snider
1944	0 5 0			Bub Walker
1945	0 5 0			Bub Walker
1946-47	No team			
1948	4 4 0			Ted McCrary
1949	4 5 0			Earl Gartman
1950	2 8 0			Earl Gartman
1951	2 3 1			Earl Gartman
1952	5 4 0			Earl Gartman
1953	1 8 0			Earl Gartman
1954	2 7 0			William White
1955	1 8 0			Howard Foote
1956	2 5 2			Howard Foote
1957	4 5 0			Virgil Ledbetter
1958	1 6 1			Virgil Ledbetter
1959	9 1 0			Bobby Bowden
1960	8 1 0			Bobby Bowden
1961	7 2 0			Bobby Bowden
1962	7 2 0			Bobby Bowden
1963	5 3 1			Herman L. Scott
1964	4 4 1			Herman L. Scott
1965	4 6 0			Herman L. Scott
1966	6 3 1			John Lee Armstrong
1967	8 2 1			John Lee Armstrong
1968	6 4 0			John Lee Armstrong
1969	2 6 1			Wayne Grubb
1970	5 5 0			Wayne Grubb
1971	9 1 0			Wayne Grubb
1972	5 3 2			Wayne Grubb
1973	4 5 0			Wayne Grubb
1974-83	No team			
1984	1 7 0			Kim Alsop
1985	2 8 0			Kim Alsop
1986	3 6 0			Kim Alsop
1987	9 1 0			Terry Bowden
1988	5 6 0			Terry Bowden
1989	4 7 0			Terry Bowden
1990	6 4 1			Terry Bowden
1991	12 2 0			Terry Bowden
1992	9 3 0			Terry Bowden
1993	5 6 0			Chan Gailey

Year	Overall	SoCon	Place	Coach
1994	4 6 1			Pete Hurt
1995	7 4 0			Pete Hurt
1996	6 5 0			Pete Hurt
1997	7 4 0			Pete Hurt
1998	6 5 0			Pete Hurt
1999	7 4 0			Pete Hurt
2000	4 7 0			Pete Hurt
2001	5 5 0			Pete Hurt/Bill Gray
2002	4 7 0			Bill Gray
2003	7 4 0			Bill Gray
2004	4 7 0			Bill Gray
2005	5 6 0			Bill Gray
2006	3 8 0			Bill Gray
2007	4 7 0			Pat Sullivan
2008	6 5 0	4 4 0	t-4th	Pat Sullivan
2009	5 6 0	3 5 0	6th	Pat Sullivan
2010	4 7 0	2 6 0	7th	Pat Sullivan
2011	*6 5 0	4 4 0	5th	Pat Sullivan
2012	*7 4 0	5 3 0	t-4th	Pat Sullivan
2013	*8 5 0	6 2 0	t-1st	Pat Sullivan
2014	7 4 0	5 2 0	t-2nd	Pat Sullivan
2015	6 5 0	3 4 0	t-4th	Chris Hatcher
2016	7 5 0	5 3 0	4th	Chris Hatcher
2017	8 4 0	6 2 0	t-2nd	Chris Hatcher
2018	6 5 0	5 3 0	4th	Chris Hatcher
2019	5 7 0	4 4 0	t-4th	Chris Hatcher
2020-21	4 3 0	4 3 0	5th	Chris Hatcher
2021	4 7 0	3 5 0	t-7th	Chris Hatcher
2022	11 2 0	8 0 0	1st	Chris Hatcher
Total	473-464-47	67-50-0		

* 19 total wins vacated (all 6 from 2011, all 7 from 2012, 6 SoCon wins from 2013) in summer of 2016

ALL-TIME SAMFORD COACHES

Coach	Seasons	Years	W	L	T	Pct.
W.H. Gwin	1902-03	2	3	4	0	.429
W.T. O'Hara	1903	1	1	1	0	.500
Davis F. Stakely	1905	1	1	2	1	.375
John Counselman	1906-08	3	9	10	1	.475
Winton M. Blount	1908	1	2	2	0	.500
J.C. Donnelly	1910	1	1	8	0	.111
B.L. Noojin	1912-14	3	10	13	2	.440
Eugene Caton	1915	1	3	4	1	.438
J.B. Longwell	1909, 11, 16-17	4	14	14	3	.500
C.W. Streit	1917	1	1	1	0	.500
Maxwell James	1918	1	0	2	0	.000
R.C. Marshall	1920-21	2	6	11	1	.361
Harris G. Cope	1922-23	2	5	10	5	.375
Sam Gillem	1924-26	3	13	12	2	.519
Chester Dillon	1919, 1927-28	3	16	11	5	.578
Eddie McLane	1929-33	5	28	19	6	.585
Clyde Propst	1934	1	3	4	2	.444
Billy Bancroft	1935-39	5	22	18	4	.545
Euil Snider	1943	1	2	2	0	.500
Erskine Walker	1944-45	2	0	10	0	.000
Ted McCrary	1948	1	4	4	0	.500
Earl Gartman	1949-53	5	14	28	1	.337
William White	1940-41, 1954	3	10	17	1	.375
Howard Foote	1955-56	2	3	13	2	.222
Virgil Ledbetter	1957-58	2	5	11	1	.324
Bobby Bowden	1959-62	4	31	6	0	.838
Herman L. Scott	1963-65	3	13	13	2	.500
John Lee Armstrong	1966-68	3	20	9	2	.677
Wayne Grubb	1969-73	5	25	20	3	.552
Kim Alsop	1984-86	3	6	21	0	.222
Terry Bowden	1987-92	6	45	23	1	.659
Chan Gailey	1993	1	5	6	0	.455
Pete Hurt	1994-2001	8	42	39	1	.512
Bill Gray	2001-06	6	27	33	0	.450
Pat Sullivan*	2007-14	8	47	43	0	.522
Chris Hatcher	2015-present	8	51	38	0	.573

* 19 wins from 2011-13 vacated in summer of 2016



SEIBERT STADIUM (6,700)



CHATTANOOGA

RUSTY WRIGHT HEAD COACH



Alma mater (year):.....Chattanooga (1996)
Hometown: Petticoat Junction, S.C.
Career record (years):..... 22-17 (4)
School record (years):..... Same
SoCon record (years):..... 18-10 (4)
FCS Playoff appearances:..... 0

WRIGHT'S YEAR-BY-YEAR RECORD

Year	School	SoCon	Overall
2019	Chattanooga	5-3 (3rd)	6-6
2020-21	Chattanooga	3-1 (2nd)	3-2
2021	Chattanooga	5-3 (3rd)	6-5
2022	Chattanooga	5-3 (t-3rd)	7-4
Career (4)		18-10 (.643)	22-17 (.564)

2023 COACHING STAFF

Joe Pizzo Offensive coordinator/quarterbacks
Kevin Revis Offensive line
Zeb Spier Tight ends
Ricky Spradling Receivers
D.J. Knox Running backs
Lorenzo Ward Defensive coordinator
Anthony Shakir Defensive line
Korel Smith Secondary
Tyrus Ward Outside linebackers
Mike Yaeger Inside linebackers/special teams

2023 ROSTER

No.	Name	Pos.	Ht.	Wt.	Cl.	Hometown/Previous school	No.	Name	Pos.	Ht.	Wt.	Cl.	Hometown/Previous school
0	Quay Wiggles	DT	6-3	278	Jr.	Atlanta, Ga./Mays	47	Rip Hutcherson	LB	6-1	206	Fr.	Signal Mountain, Tenn./Signal Mountain
0	Ailym Ford	RB	5-9	215	Sr.	Florence, S.C./West Florence	48	Brody Gann	LS	5-10	188	Fr.	Ringgold, Ga./Ringgold
2	Jamoi Fields	WR	5-11	202	Jr.	Griffin, Ga./Griffin	49	Jake Hall	LS	6-1	214	Sr.	Saraland, Ala./Alabama
3	Clay Fields III	DB	5-10	211	Sr.	Somerset, N.J./Franklin/Marist	50	Cody Olszewski	LS	5-9	220	Sr.	Marietta, Ga./Pope
3	Tyler Smith	WR	6-0	182	Jr.	Ellenwood, Ga./Western Kentucky	51	Shamar Jones	DE	6-0	230	Sr.	Johnstown, Pa./Indiana
4	Romeo Wykle	DB	6-0	207	Sr.	Cleveland, Tenn./Lafayette	52	Almarion Crim	OL	6-2	295	So.	Adamsville, Ala./Houston
4	Javon Burke	WR	5-11	170	So.	Cleveland, Tenn./Bradley Central	53	Ben Brewton	DE	6-3	220	Sr.	Savannah, Ga./Beach
5	Kameron Brown	LB	6-0	242	Jr.	Sugar Hill, Ga./Auburn	54	Luke Lane	OL	6-2	312	Jr.	Lebanon, Ohio/Indiana
6	Javin Whatley	WR	5-10	169	So.	Rockmart, Ga./Rockmart	55	DeAndre Jones	DT	6-5	283	Fr.	Douglasville, Ga./New Manchester
7	Reuben Lowery III	DB	5-9	192	Jr.	Powder Springs, Ga./Hillgrove	56	Jeremiah Katt	OL	6-3	293	Jr.	Mesa, Ariz./Fork Union
8	O'Shea Jackson	DT	6-5	277	Sr.	Philadelphia, Pa./Old Dominion	57	Jamarr Jones	DL	6-0	242	Fr.	Hendersonville, Tenn./Pope John Paul II
8	Gino Appleberry	RB	5-9	205	Sr.	Atlanta, Ga./Western Kentucky	58	Marquise Freeman	EDGE	6-3	209	So.	Cocoa, Fla./Washington State
9	Chase Artopoulos	QB	6-2	208	Jr.	Orcutt, Calif./UCLA	59	Deovion Davis	DE	6-2	229	So.	Oxford, Ala./Oxford
10	Cardavion Myers	DB	5-10	177	Sr.	Piedmont, Ala./Western Kentucky	60	Jon Estes	K	5-11	192	Fr.	Lewisburg, Tenn./Marshall County
11	Sam Phillips	WR	5-9	185	So.	Cartersville, Ga./Cartersville	61	Pete Sesterhann	P	5-11	175	Fr.	Signal Mountain, Tenn./Signal Mountain
12	Matthew Clemmer	QB	6-4	217	Fr.	Maryville, Tenn./Maryville	62	Malone VanGorder	OL	6-2	285	Jr.	Athens, Ga./Bowling Green
13	Tucker Pope	QB	6-1	198	So.	Cleveland, Tenn./Tennessee State	63	Kanye Sawyer	OL			Fr.	Jackson, Tenn./University School
14	Josh Jones	DB	5-8	190	So.	Smyrna, Tenn./Smyrna	64	Reid Williams	OL	6-1	286	Jr.	Ringgold, Ga./Ringgold
15	Kam Brown	DB	5-8	178	Sr.	Mobile, Ala./Theodore	65	Nick Cerimele	OL	6-1	288	Fr.	Allentown, Pa./Elon
16	Demetrius Coleman	DB	5-9	180	So.	Callaway, Ga./Callaway	66	Adorian Favors	OL	6-5	294	Fr.	Athens, Ga./Cedar Shoals
16	Camden Overton	TE	6-3	230	So.	Marietta, Ga./Marietta	67	Tyrell Ragland	OL	6-1	356	Jr.	Knoxville, Tenn./Carson-Newman
17	Luke Schomburg	QB	6-3	194	Fr.	Huntsville, Ala./Sparkman	68	Bryce Goodner	OL	6-2	285	So.	Athens, Tenn./Virginia Tech
18	Zaire Thornton	WR	6-1	176	Jr.	Atlanta, Ga./Tennessee State	69	Will Brown	DL			Fr.	Memphis, Tenn./Lausanne
19	Jeremiah Batiste	DB	5-11	183	So.	New Orleans, La./Miami (Ohio)	70	Griffin McDowell	OL	6-5	282	Fr.	Leesburg, Ga./Florida
20	Christian Harris	DB			Fr.	Elberton, Ga./Elbert Co.	71	Jacob Klein	OL	6-6	297	Fr.	Rossville, Ga./Ridgeland
21	Chris Houston	RB	5-8	169	Jr.	Chesterfield, Va./Charlotte	72	Parker Hollinsworth	OL			Fr.	White House, Tenn./White House
22	Lance Jackson	RB	5-10	196	Jr.	Norcross, Ga./Norcross	73	Mason Hoyle	OL			Fr.	Cleveland, Tenn./Cleveland
23	Kam Baah-Slay	DB	6-3	181	Fr.	Nashville, Tenn./Father Ryan	74	Colin Truett	OL	6-3	287	Fr.	Lebanon, Ohio/Cincinnati
24	Josh Battle	DB	6-0	193	So.	Hoschton, Ga./Mill Creek	75	Will Collier	OL	6-1	285	Fr.	Valdosta, Ga./Valdosta
25	Chayce Bishop	DB	5-10	180	So.	Franklin, Tenn./Ball State	76	Lukas Majer	OL	6-3	270	Fr.	Cologne, Germany/Rabun Gap
25	Malachi Jeffries	RB			Fr.	Cartersville, Ga./Cartersville	77	JD Broussard	OL	6-4	309	So.	Athens, Ala./Austin Peay
26	Jaden Jude	WR	6-3	188	Fr.	Athens, Ala./Athens	78	Will Buchanan	OL	6-6	317	So.	Asheville, N.C./Liberty
27	D.J. Adams	DB	6-0	152	Fr.	Cleveland, Tenn./Cleveland	79	Dave Monnot III	OL	6-6	315	Jr.	Joliet, Ill./Purdue
28	Jordan Walker	DB	6-1	192	So.	Lafayette, Ala./Lafayette	80	A.J. Little	WR	5-10	174	Fr.	Macon, Miss./Noxubee Co.
29	Telly Plummer	DB	6-1	195	Sr.	Riverdale, Ga./Louisville	81	Dalton Restelli	TE	6-4	215	Fr.	Chattanooga, Tenn./Baylor
30	Jay Person	EDGE	6-3	233	Sr.	Cleveland, Tenn./App State	82	Keaton Warren	OL	6-3	284	Fr.	Chattanooga, Tenn./Chattanooga Christian
31	Bo Spearman	LB	6-1	226	Jr.	Irondale, Ala./Shades Valley	83	Matt Rozier	WR			Fr.	Huntsville, Ala./Sparkman
32	Kebe Joseph	LB	6-3	243	Jr.	Sharpsville, Pa./Harvard	84	Cameron Huckabay	TE	6-0	195	Fr.	Decatur, Tenn./Meigs County
33	Justin Gilmore	EDGE	6-1	211	Fr.	Tuscaloosa, Ala./Tuscaloosa	85	Aidan Donald	OL	6-3	242	Fr.	Lebanon, Tenn./Lebanon
34	Connor Delashmitt	LB	5-11	206	Fr.	Chattanooga, Tenn./Silverdale Bapt. Acad.	86	Brody Swafford	WR	6-0	193	So.	Cleveland, Tenn./Austin Peay
34	Solomon Locke	RB	5-9	189	Fr.	Dalton, Ga./Christian Heritage	87	Jay Gibson	TE	6-4	260	Sr.	Cleveland, Tenn./Western Kentucky
35	Martez Cooksey, Jr.	DB	5-8	167	Fr.	Antioch, Tenn./Ensworth	88	Noah Templeton	OL			Fr.	Canton, Ga./Fideles
36	Reggie Davis	RB	6-0	195	So.	Montgomery, Ala./Lee	89	Evan Brown	TE	6-3	235	Jr.	Trenton, Ohio/Edgewood
37	Tajiah Witt	DB	6-0	191	Fr.	Chattanooga, Tenn./Brainerd	90	EJ Thomas	DT	6-2	280	Jr.	Pritchard, Ala./Contra Costa CC
38	DeAndre Kelley	RB			Fr.	South Pittsburg, Tenn./UT Martin	91	Montrell Henderson	DT	6-3	302	Fr.	Riverdale, Ga./Charles Drew
39	Meshach Jones	DB	6-1	172	Fr.	Dyersburg, Tenn./Dyersburg	92	Jude Kelley	K	6-1	183	Jr.	Acworth, Ga./Georgia Tech
40	AD Crutcher	LB	5-9	171	Fr.	Chattanooga, Tenn./Red Bank	93	Kelvin Morris	DT	6-0	283	So.	Hartselle, Ala./Hartselle
41	Alex Mitchell	LB	6-0	232	So.	Murfreesboro, Tenn./Riverdale	94	Marlon Taylor	DT	6-2	322	Jr.	Brunswick, Ga./Glynn Academy
42	Zion Rutledge	LB	6-1	231	Fr.	Powder Springs, Ga./Hillgrove	95	Isiah Harvey	DL			Fr.	Warner Robins, Ga./Northside
43	Ky Tayo	DL	5-11	307	Fr.	Columbia, S.C./Spring Valley	96	Chris Victor	DE	6-4	228	Jr.	Jacksonville, Fla./Mississippi Valley State
44	Grant Reid	LS	6-0	189	So.	Jackson, Tenn./Tennessee	98	Clayton Crie	P	6-2	228	Sr.	Duncan, S.C./Catawba
45	Kendall Jackson	LB	5-11	188	Fr.	Oak Ridge, Tenn./Oak Ridge	99	Nick Charles	DE	6-3	232	Fr.	Kennesaw, Ga./Harrison
46	Kyan Simmons	LB			Fr.	Canton, Ga./Cherokee							

#SoConFB

2023 SCHEDULE

Sept. 2 (7 p.m.)
at North Alabama



Oct. 14 (4 p.m.)
at Mercer*



Sept. 9 (6 p.m.)
Kennesaw State



Oct. 21 (1:30 p.m.)
ETSU*



Sept. 16 (6 p.m.)
The Citadel*



Oct. 28 (1:30 p.m.)
at VMI*



Sept. 23 (3 p.m.)
at Samford*



Nov. 4 (1:30 p.m.)
Furman*



Sept. 30 (6 p.m.)
at Wofford*



Nov. 18 (TBA)
at Alabama



Oct. 7 (4 p.m.)
Western Carolina*



* Southern Conference game

CHATTANOOGA MOCS

Basic information

Location:Chattanooga, Tenn.
Founded:1886
Enrollment:11,728
Nickname:Mocs
Colors:Navy, Old Gold and Silver
Chancellor:Dr. Steve Angle
Director of athletics:Mark Wharton
Stadium:Finley Stadium
Capacity:20,668

Media relations

Football contact: Jim Horten
Email:james-horten@utc.edu
Office:423-425-2350
Cell:423-645-8733
Press box phone:423-757-9322
Website:GoMocs.com

Team information

2022 record:7-4
SoCon record:5-3 (t-3rd)
Home:4-1
Away:3-3
Lettermen returning/lost:44/29
Off. starters returning/lost:8/3
Def. starters returning/lost:7/4
Specialists returning/lost:1/2
Basic offenseMultiple
Basic defenseMultiple



Jim Horten
Football SID

SoCon titles (7)

1977, 1978, 1979, 1984, 2013, 2014, 2015

FCS Playoff appearances (4)

1984, 2014, 2015, 2016



**CHATTANOOGA RUNNING BACK
AILYM FORD**



CHATTANOOGA DEFENSIVE LINEMAN JAY PERSON



CHATTANOOGA



2022 TEAM STATISTICS

TEAM STATISTICS	UTC	OPP
SCORING	320	227
Points Per Game	29.1	20.6
Points Off Turnovers	65	23
FIRST DOWNS	234	185
Rushing	83	77
Passing	135	95
Penalty	16	13
RUSHING YARDAGE	1767	1188
Yards gained rushing	2001	1564
Yards lost rushing	234	376
Rushing Attempts	416	386
Average Per Rush	4.2	3.1
Average Per Game	160.6	108.0
TDs Rushing	21	9
PASSING YARDAGE	2738	2338
Comp-Att-Int	195-324-11	209-310-11
Average Per Pass	8.5	7.5
Average Per Catch	14.0	11.2
Average Per Game	248.9	212.5
TDs Passing	17	19
TOTAL OFFENSE	4505	3526
Total Plays	740	696
Average Per Play	6.1	5.1
Average Per Game	409.5	320.5
KICK RETURNS: #-Yards	17-332	41-815
PUNT RETURNS: #-Yards	13-93	9-25
INT RETURNS: #-Yards	11-185	11-108
KICK RETURN AVERAGE	19.5	19.9
PUNT RETURN AVERAGE	7.2	2.8
INT RETURN AVERAGE	16.8	9.8
FUMBLES-LOST	11-4	17-11
PENALTIES-Yards	39-416	52-455
Average Per Game	37.8	41.4
PUNTS-Yards	41-1685	59-2271
Average Per Punt	41.1	38.5
Net punt average	37.6	35.2
KICKOFFS-Yards	63-3448	47-2784
Average Per Kick	54.7	59.2
Net kick average	37.8	44.7
TIME OF POSSESSION/Game	31:10	28:50
3RD-DOWN Conversions	60/140	66/161
3rd-Down Pct	43%	41%
4TH-DOWN Conversions	5/13	10/17
4th-Down Pct	38%	59%
SACKS BY-Yards	35-235	14-66
MISC YARDS	-2	0
TOUCHDOWNS SCORED	41	29
FIELD GOALS-ATTEMPTS	11-19	8-10
ON-SIDE KICKS	0-0	0-0
RED-ZONE SCORES	(37-46) 80%	(25-29) 86%
RED-ZONE TOUCHDOWNS	(27-46) 59%	(18-29) 62%
PAT-ATTEMPTS	(39-40) 98%	(27-27) 100%
ATTENDANCE	39881	85310
Games/Avg Per Game	5/7976	6/14218

SCORE BY QUARTERS	1st	2nd	3rd	4th	Total
UTC	82	85	71	82	320
Opponents	65	83	51	28	227

2022 INDIVIDUAL STATISTICS

RUSHING	GP	Att	Gain	Loss	Net	Avg	TD	Long	Avg/G
Ailym Ford	10	232	1234	35	1199	5.2	12	86	119.9
Gino Appleberry	11	95	442	16	426	4.5	3	41	38.7
Preston Hutchinson	11	66	270	110	160	2.4	6	20	14.5
Lance Jackson	10	10	39	0	39	3.9	0	12	3.9
Cole Copeland	3	1	12	0	12	12.0	0	12	4.0
Sam Phillips	11	2	4	0	4	2.0	0	4	0.4
Javin Whatley	9	1	0	0	0	0.0	0	0	0.0
Jason Pierce	8	1	0	5	-5	-5.0	0	0	-0.6
TEAM	11	8	0	68	-68	-8.5	0	0	-6.2
Total.....	11	416	2001	234	1767	4.2	21	86	160.6
Opponents.....	11	386	1564	376	1188	3.1	9	62	108.0

PASSING	GP	Effic	Comp-Att-Int	Pct	Yards	TD	Long	Avg/G
Preston Hutchinson	11	143.21	194-319-11	60.8	2723	17	72	247.5
Cole Copeland	3	75.33	1-3-0	33.3	15	0	15	5.0
TEAM	11	0.00	0-1-0	0.0	0	0	0	0.0
Jamoi Mayes	11	0.00	0-1-0	0.0	0	0	0	0.0
Total.....	11	141.70	195-324-11	60.2	2738	17	72	248.9
Opponents.....	11	143.90	209-310-11	67.4	2338	19	80	212.5

RECEIVING	G	No.	Yds	Avg	TD	Lg	Avg/G
Sam Phillips	11	44	661	15.0	2	53	60.1
Jamoi Mayes	11	42	570	13.6	4	34	51.8
Javin Whatley	9	29	451	15.6	3	72	50.1
Tyron Arnett	11	26	298	11.5	0	24	27.1
Jay Gibson	10	13	117	9.0	1	18	11.7
Tyler Smith	11	10	185	18.5	0	46	16.8
Ailym Ford	10	10	184	18.4	2	41	18.4
KeShawn Toney	11	7	63	9.0	1	24	5.7
Camden Overton	11	6	107	17.8	3	36	9.7
Javon Burke	4	4	67	16.8	1	28	16.8
Gino Appleberry	11	4	35	8.8	0	25	3.2
Total.....	11	195	2738	14.0	17	72	248.9
Opponents.....	11	209	2338	11.2	19	80	212.5

PUNT RETURNS	No.	Yards	Avg	TD	Long
Jamoi Mayes	10	34	3.4	0	7
Chris Houston	1	-2	-2.0	0	4
Quay Wiggles	1	29	29.0	0	0
John Prince	1	20	20.0	0	0
Ty Boeck	0	12	0.0	1	12
Total.....	13	93	7.2	1	12
Opponents.....	9	25	2.8	0	24

INTERCEPTIONS	No.	Yards	Avg	TD	Long
Kameron Brown	6	110	18.3	1	53
Shamar Jones	1	7	7.0	0	7
Jordan Walker	1	0	0.0	0	0
Reuben Lowery III	1	45	45.0	1	45
Josh Battle	1	12	12.0	0	12
Ty Boeck	1	11	11.0	0	11
Total.....	11	185	16.8	2	53
Opponents.....	11	108	9.8	0	48

KICK RETURNS	No.	Yards	Avg	TD	Long
Javin Whatley	9	206	22.9	0	35
Jamoi Mayes	2	39	19.5	0	20
Tyron Arnett	2	12	6.0	0	7
Sam Phillips	2	35	17.5	0	19
Reuben Lowery III	1	23	23.0	0	23
Chris Houston	1	17	17.0	0	17
Total.....	17	332	19.5	0	35
Opponents.....	41	815	19.9	1	98

TACKLES	GP	Solo	Ast	Total	TFL/Yds	Sacks/Yds
Ty Boeck	11	58	39	97	4.5-14	2.0-9
Kam Jones	11	41	27	68	3.5-5	.
Jay Person	11	26	26	52	17.5-85	8.0-63
Reuben Lowery III	10	38	14	52	8.5-28	1.0-8
Devonnsha Maxwell	11	24	24	48	13.5-66	8.0-40
Josh Battle	11	26	21	47	0.5-0	.
CaMiron Smith	11	34	13	47	2.0-6	.
Jordan Walker	10	21	16	37	1.5-3	.
Kameron Brown	11	23	6	29	2.0-2	.
Ben Brewton	11	13	16	29	10.0-55	7.5-46
Total.....	11	444	272	716	80-350	35-235
Opponents.....	11	412	314	726	49.0-166	14-66

ALL PURPOSE	GP	Rush	Rcv	PR	KR	IR	Total	Avg/G
Ailym Ford	10	1199	184	0	0	0	1383	138.3
Sam Phillips	11	4	661	0	35	0	700	63.6
Javin Whatley	9	0	451	0	206	0	657	73.0
Jamoi Mayes	11	0	570	34	39	0	643	58.5
Gino Appleberry	11	426	35	0	0	0	461	41.9
Total.....	11	1767	2738	93	332	185	5115	465.0
Opponents.....	11	1188	2338	25	815	108	4474	406.7

FIELD GOALS	Made-Att	Pct	01-19	20-29	30-39	40-49	50-99	Long	Blkd
Andrew Southard	4-9	44.4	0-0	2-3	1-1	1-4	0-1	45	1
Aaron Sears	7-10	70.0	0-0	3-5	4-4	0-1	0-0	37	2

SCORING	TD	FGs	Kick	Rush	Rcv	Pass	DXP	Saf	Pts
Ailym Ford	14	0-0	0-0	0-0	0-0	0-0	0	0	84
Aaron Sears	0	7-10	18-18	0-0	0-0	0-0	0	0	39
Preston Hutchinson	6	0-0	0-0	0-0	0-1	0-0	0	0	36
Andrew Southard	0	4-9	21-22	0-0	0-0	0-0	0	0	33
Jamoi Mayes	4	0-0	0-0	0-0	0-0	0-0	0	0	24
Camden Overton	3	0-0	0-0	0-0	0-0	0-0	0	0	18
Javin Whatley	3	0-0	0-0	0-0	0-0	0-0	0	0	18
Gino Appleberry	3	0-0	0-0	0-0	0-0	0-0	0	0	18
Sam Phillips	2	0-0	0-0	0-0	0-0	0-0	0	0	12
Jay Gibson	1	0-0	0-0	0-0	0-0	0-0	0	0	6
Javon Burke	1	0-0	0-0	0-0	0-0	0-0	0	0	6
KeShawn Toney	1	0-0	0-0	0-0	0-0	0-0	0	0	6
Reuben Lowery III	1	0-0	0-0	0-0	0-0	0-0	0	0	6
Ty Boeck	1	0-0	0-0	0-0	0-0	0-0	0	0	6
Kameron Brown	1	0-0	0-0	0-0	0-0	0-0	0	0	6
TEAM	0	0-0	0-0	0-0	0-0	0-0	0	1	2
Total.....	41	11-19	39-40	0-0	0-0	0-0	0	0	320
Opponents.....	29	8-10	27-27	0-0	1	1-2	0	0	227

TOTAL OFFENSE	GP	Plays	Rush	Pass	Total	Avg/G
Preston Hutchinson	11	385	160	2723	2883	262.1
Ailym Ford	10	232	1199	0	1199	119.9
Gino Appleberry	11	95	426	0	426	38.7
Lance Jackson	10	10	39	0	39	3.9
Cole Copeland	3	4	12	15	27	9.0
Sam Phillips	11	2	4	0	4	0.4
Jason Pierce	8	1	-5	0	-5	-0.6
TEAM	11	9	-68	0	-68	-6.2
Total.....	11	740	1767	2738	4505	409.5
Opponents.....	11	696	1188	2338	3526	320.5

PUNTING	No.	Yds	Avg	Long
---------	-----	-----	-----	------



2022 RESULTS (7-4, 5-3 SOCON; T-3RD)

Date	Opponent	W/L	Score	Attendance
Sept. 3	WOFFORD*	W	31-0	7,123
Sept. 10	at Eastern Illinois	W	38-20	6,565
Sept. 17	NORTH ALA.	W	41-14	10,254
Sept. 22	at Illinois	L	0-31	37,579
Oct. 1	at ETSU*	W	24-16	10,247
Oct. 15	VMI*	W	41-13	6,284
Oct. 22	#11 MERCER*	W	41-21	9,092
Oct. 29	at #24 Furman*	L	20-24	9,724
Nov. 5	at The Citadel*	W	31-21	12,106
Nov. 12	#9 SAMFORD*	L	24-35	7,128
Nov. 19	at Western Carolina*	L	29-32	9,089

* Southern Conference game

2022 TEAM GAME-BY-GAME

Date	Opponent	Rushing				Receiving				Passing				Kick returns				Punt returns				Total off	
		No.	Yds	TD	Lg	No.	Yds	TD	Lg	Cmp	Att	Int	Yds	TD	Lg	No	Yds	TD	Lg	No	Yds		TD
Sept. 3	WOFFORD	32	196	2	86	11	171	1	39	11-19-0	171	1	39	0	0	0	0	0	1	6	0	6	367
Sept. 10	at Eastern Illinois	35	193	4	41	17	278	1	51	17-27-1	278	1	51	2	51	0	35	2	2	0	7	471	
Sept. 17	NORTH ALA.	40	166	2	12	22	303	3	50	22-31-1	303	3	50	2	36	0	19	2	65	1	12	469	
Sept. 22	at Illinois	33	93	0	39	6	49	0	14	6-19-2	49	0	14	0	0	0	0	0	0	0	0	142	
Oct. 1	at ETSU	42	122	2	19	20	221	1	25	20-33-1	221	1	25	1	25	0	25	3	5	0	6	343	
Oct. 15	VMI	46	299	3	62	17	310	2	72	17-21-0	310	2	72	0	0	0	0	1	6	0	6	609	
Oct. 22	MERCER	32	156	1	26	20	291	3	53	20-32-0	291	3	53	3	52	0	23	0	0	0	0	447	
Oct. 29	at Furman	32	84	1	14	17	270	1	52	17-35-2	270	1	52	1	25	0	25	1	4	0	4	354	
Nov. 5	at The Citadel	43	148	3	17	12	202	1	41	12-20-1	202	1	41	2	12	0	7	0	0	0	0	350	
Nov. 12	SAMFORD	37	187	3	41	24	320	0	31	24-39-2	320	0	31	3	55	0	20	1	2	0	2	507	
Nov. 19	at Western Carolina	44	123	0	12	29	323	4	26	29-48-1	323	4	26	3	76	0	35	2	3	0	7	446	
	Totals	416	1767	21	86	195	2738	17	72	195-324-11	2738	17	72	17	332	0	35	13	93	1	12	4505	
	Opponent	386	1188	9	62	209	2338	19	80	209-310-11	2338	19	80	41	815	1	98	9	25	0	24	3526	

Games: 11
 Avg/rush: 4.2
 Avg/catch: 14.0
 Pass effic: 141.70
 KR avg: 19.5
 PR avg: 7.2
 All purpose avg/game: 465.0
 Total offense avg/gm: 409.5

Date	Opponent	Tackles			TFL-Yds	Sacks		Fumble		Pass defense			Blkd Kick	PAT attempts			Saf	Pts
		Solo	Ass	Total		No-Yds	FF	FR-Yds	Int-Yds	QBH	Brk	Att-Mad		Run	Rcv			
Sept. 3	WOFFORD	51	20	71	6.0-18	2.0-8	1	2-0	1-45	2	1	0	4-4	0	0	0	0	31
Sept. 10	at Eastern Illinois	46	10	56	13.0-69	6.0-54	1	1-0	1-12	4	1	0	5-5	0	0	0	0	38
Sept. 17	NORTH ALA.	29	16	45	8.0-33	2.0-15	0	0-0	1-0	5	2	2	6-5	0	0	0	0	41
Sept. 22	at Illinois	47	30	77	5.0-18	3.0-14	1	1-0	0-0	2	4	0	0-0	0	0	0	0	0
Oct. 1	at ETSU	23	28	51	7.0-33	3.0-26	2	0-0	0-0	8	4	0	3-3	0	0	0	0	24
Oct. 15	VMI	35	16	51	12.0-54	6.0-43	1	1-0	1-16	0	4	0	5-5	0	0	0	0	41
Oct. 22	MERCER	39	20	59	8.0-27	0.0-0	2	2-0	4-60	2	2	0	5-5	0	0	0	0	41
Oct. 29	at Furman	31	50	81	3.0-16	1.0-7	1	2-0	1-11	1	0	0	2-2	0	0	0	0	20
Nov. 5	at The Citadel	44	26	70	7.0-26	4.0-22	2	2-0	1-41	0	0	0	4-4	0	0	0	0	31
Nov. 12	SAMFORD	61	30	91	7.0-43	5.0-39	0	0-0	0-0	3	2	0	3-3	0	0	0	0	24
Nov. 19	at Western Carolina	38	26	64	4.0-13	3.0-7	2	0-0	1-0	6	5	0	3-3	0	0	1	1	29
	Totals	444	272	716	80.0-350	35.0-235	13	11-0	11-185	33	25	2	40-39	0	0	1	320	
	Opponent	412	314	726	49.0-166	14.0-66	4	4-0	11-108	27	50	3	27-27	0	1	0	227	

Date	Opponent	Punting					Field goals					Kickoffs						
		No	Yds	Avg	Long	Blkd	TB	FC	50+	120	Att-Made	Lg	Blkd	No	Yds	Avg	TB	OB
Sept. 3	WOFFORD	3	125	41.7	50	0	1	0	1	1	1-1	21	0	6	290	48.3	2	1
Sept. 10	at Eastern Illinois	4	163	40.8	60	0	1	0	1	3	2-1	45	0	7	445	63.6	1	0
Sept. 17	NORTH ALA.	3	121	40.3	49	0	1	1	0	2	0-0	0	0	7	435	62.1	4	0
Sept. 22	at Illinois	9	366	40.7	65	0	0	1	1	4	1-0	0	0	1	57	57.0	0	0
Oct. 1	at ETSU	3	126	42.0	47	0	1	0	0	1	2-1	37	1	5	280	56.0	0	0
Oct. 15	VMI	1	42	42.0	42	0	1	0	0	0	4-2	29	0	8	362	45.2	1	1
Oct. 22	MERCER	4	165	41.2	46	0	1	1	0	0	2-2	32	0	8	394	49.2	0	0
Oct. 29	at Furman	3	100	33.3	44	0	0	2	0	2	3-2	32	1	5	260	52.0	0	0
Nov. 5	at The Citadel	3	135	45.0	51	0	0	1	1	1	1-1	34	0	6	353	58.8	2	0
Nov. 12	SAMFORD	3	100	33.3	42	0	0	2	0	1	2-1	37	1	5	281	56.2	0	0
Nov. 19	at Western Carolina	5	242	48.4	61	0	0	1	1	3	1-0	0	0	5	291	58.2	0	0
	Totals	41	1685	41.1	65	0	6	9	5	18	19-11	45	3	63	3448	54.7	10	2
	Opponent	59	2271	38.5	64	2	5	15	9	11	10-8	44	0	47	2784	59.2	14	3



CHATTANOOGA

CHATTANOOGA VS. 2023 OPPONENTS

Chattanooga 3, North Alabama 0

At UNA: UTC leads 1-0
At UTC: UTC leads 2-0
Brent Dearmon vs. UTC: 0-0
Rusty Wright vs. UNA: 2-0
Last UNA win: N/A
Last UTC win: 41-14 in 2022
Longest UNA streak: N/A
Longest UTC streak: 3 (1963-2022)
Last 10 meetings: UTC leads 3-0
Current streak: UTC has won three
Largest UNA win: N/A
Largest UTC win: 41-14 in 2022

Year	Winner	Score	Site
1963	UTC	25-6	Chattanooga, Tenn.
2021	UTC	20-0	Florence, Ala.
2022	UTC	41-14	Chattanooga, Tenn.

Kennesaw State 0, Chattanooga 0

First meeting
Rusty Wright vs. KSU: 0-0
Brian Bohannon vs. UTC: 0-0

Chattanooga 34, The Citadel 20, 2 ties

At CIT: UTC leads 15-12-1
At UTC: UTC leads 19-8-1
Maurice Drayton vs. UTC: 0-0
Rusty Wright vs. CIT: 3-1
Last CIT win: 24-21 in 2021
Last UTC win: 31-22 in 2022
Longest CIT streak: 3, three times
Longest UTC streak: 5 (1982-87)
Last 10 meetings: UTC leads 7-3
Current streak: UTC has won one
Largest CIT win: 41-16 in 2007
Largest UTC win: 42-7 in 1986

Year	Winner	Score	Site
1926	UTC	6-3	Charleston, S.C.
1927	UTC	31-6	Chattanooga, Tenn.
1930	Tie	7-7	Charleston, S.C.
1936	UTC	13-0	Charleston, S.C.
1968	UTC	31-9	Chattanooga, Tenn.
1969	UTC	10-5	Charleston, S.C.
1970	UTC	29-28	Chattanooga, Tenn.
1971	CIT	52-35	Charleston, S.C.
1972	CIT	12-0	Chattanooga, Tenn.
1973	CIT	28-20	Charleston, S.C.
1975	UTC	24-6	Chattanooga, Tenn.
1976	CIT	14-10	Charleston, S.C.
1977	UTC	21-14	Chattanooga, Tenn.
1979	UTC	28-7	Chattanooga, Tenn.
1980	CIT	29-13	Chattanooga, S.C.
1981	Tie	28-28	Chattanooga, Tenn.
1982	UTC	24-7	Charleston, S.C.
1983	UTC	30-9	Chattanooga, Tenn.
1985	UTC	34-17	Chattanooga, Tenn.
1986	UTC	42-7	Charleston, S.C.
1987	UTC	22-19	Chattanooga, Tenn.
1988	CIT	23-17	Charleston, S.C.
1989	UTC	17-9	Chattanooga, Tenn.
1990	UTC	7-6	Charleston, S.C.
1991	UTC	33-26	Chattanooga, Tenn.
1992	CIT	33-13	Charleston, S.C.
1993	CIT	41-27	Chattanooga, Tenn.
1994	CIT	42-26	Charleston, S.C.
1995	UTC	29-24	Chattanooga, Tenn.
1996	CIT	16-13	Charleston, S.C.
1997	CIT	7-3	Chattanooga, Tenn.
1998	UTC	13-10	Charleston, S.C.
1999	UTC	30-27 (OT)	Chattanooga, Tenn.
2000	UTC	20-13	Charleston, S.C.
2001	CIT	20-17 (2OT)	Chattanooga, Tenn.
2002	UTC	34-31	Charleston, S.C.
2003	UTC	29-20	Chattanooga, Tenn.
2004	CIT	44-24	Charleston, S.C.
2005	UTC	31-21	Chattanooga, Tenn.
2006	CIT	24-21	Charleston, S.C.
2007	CIT	41-16	Chattanooga, Tenn.
2008	CIT	24-21	Charleston, S.C.
2009	UTC	31-28	Chattanooga, Tenn.
2010	UTC	28-10	Charleston, S.C.
2011	CIT	28-27	Chattanooga, Tenn.
2012	UTC	28-10	Charleston, S.C.

2013	UTC	28-24	Chattanooga, Tenn.
2014	UTC	34-14	Charleston, S.C.
2015	UTC	31-23	Chattanooga, Tenn.
2016	CIT	22-14	Charleston, S.C.
2017	CIT	20-14	Chattanooga, Tenn.
2018	UTC	29-28 (OT)	Charleston, S.C.
2019	UTC	34-33	Chattanooga, Tenn.
2020-21	UTC	25-24 (OT)	Charleston, S.C.
2021	CIT	24-21	Chattanooga, Tenn.
2022	UTC	31-21	Charleston, S.C.

Chattanooga 33, Samford 11, 3 ties

At SAM: UTC leads 11-5
At UTC: UTC leads 22-6-2
At neutral sites: Series tied 0-0-1
Chris Hatcher vs. UTC: 3-7 (2-1 GSU, 1-6 SAM)
Rusty Wright vs. SAM: 2-1
Last SAM win: 35-24 in 2022
Last UTC win: 55-13 in 2021
Longest SAM streak: 2 (three times)
Longest UTC streak: 8 (1964-01)
Last 10 meetings: UTC leads 8-2
Current streak: SAM has won one
Largest SAM win: 63-0 in 1906
Largest UTC win: 56-0 in 1910

Year	Winner	Score	Site
1906	SAM	63-0	Birmingham, Ala.
1907	SAM	21-7	Chattanooga, Tenn.
1907	UTC	29-0	Chattanooga, Tenn.
1909	Tie	0-0	Chattanooga, Tenn.
1910	UTC	56-0	Chattanooga, Tenn.
1914	UTC	14-0	Chattanooga, Tenn.
1921	UTC	26-3	Chattanooga, Tenn.
1923	Tie	0-0	Chattanooga, Tenn.
1924	SAM	28-0	Chattanooga, Tenn.
1925	SAM	3-0	Birmingham, Ala.
1926	UTC	23-0	Chattanooga, Tenn.
1928	UTC	14-0	Birmingham, Ala.
1929	UTC	20-14	Chattanooga, Tenn.
1930	UTC	13-9	Chattanooga, Tenn.
1931	UTC	14-0	Chattanooga, Tenn.
1932	UTC	19-0	Birmingham, Ala.
1936	UTC	6-0	Chattanooga, Tenn.
1937	SAM	6-0	Birmingham, Ala.
1938	UTC	13-6	Chattanooga, Tenn.
1939	SAM	33-14	Birmingham, Ala.
1940	UTC	28-0	Chattanooga, Tenn.
1941	Tie	7-7	Anniston, Ala.
1945	UTC	47-7	Chattanooga, Tenn.
1962	SAM	22-12	Chattanooga, Tenn.
1964	UTC	28-13	Chattanooga, Tenn.
1965	UTC	25-10	Chattanooga, Tenn.
1967	UTC	28-0	Birmingham, Ala.
1968	UTC	40-7	Chattanooga, Tenn.
1998	UTC	23-13	Chattanooga, Tenn.
1999	UTC	29-27	Birmingham, Ala.
2000	UTC	23-6	Chattanooga, Tenn.
2001	UTC	28-14	Birmingham, Ala.
2003	SAM	31-23	Chattanooga, Tenn.
2008	SAM	30-7	Chattanooga, Tenn.
2009	UTC	14-7	Birmingham, Ala.
2010	UTC	48-14	Chattanooga, Tenn.
2011	UTC	24-9	Birmingham, Ala.
2012	UTC	20-13	Chattanooga, Tenn.
2013	SAM	17-14 (OT)	Birmingham, Ala.
2014	UTC	38-24	Chattanooga, Tenn.
2015	UTC	31-21	Birmingham, Ala.
2016	UTC	41-21	Chattanooga, Tenn.
2017	UTC	23-21	Birmingham, Ala.
2018	UTC	27-20	Chattanooga, Tenn.
2019	UTC	35-27	Birmingham, Ala.
2021	UTC	55-13	Birmingham, Ala.
2022	SAM	35-24	Chattanooga, Tenn.

Wofford 15, Chattanooga 14

At UTC: UTC leads 10-6
At WOF: WOF leads 9-4
Rusty Wright vs. WOF: 3-1
Shawn Watkins vs. UTC: 0-0
Last UTC win: 31-0 in 2022
Last WOF win: 35-34 (OT) in 2019
Longest UTC streak: 5 (1927-98)
Longest WOF streak: 4 (2016-19)

Last 10 meetings: UTC leads 6-4

Current streak: UTC has won three
Largest UTC win: 38-7 in 1927; 31-0 in 2022
Largest WOF win: 55-0 in 2006

Year	Winner	Score	Site
1927	UTC	38-7	Chattanooga, Tenn.
1968	UTC	35-14	Spartanburg, S.C.
1969	UTC	28-23	Chattanooga, Tenn.
1997	UTC	20-17	Chattanooga, Tenn.
1998	UTC	31-3	Spartanburg, S.C.
1999	WOF	41-34	Chattanooga, Tenn.
2000	WOF	41-33	Spartanburg, S.C.
2001	UTC	29-26	Chattanooga, Tenn.
2002	WOF	27-21 (OT)	Spartanburg, S.C.
2003	WOF	42-14	Chattanooga, Tenn.
2004	WOF	56-21	Spartanburg, S.C.
2005	UTC	25-13	Chattanooga, Tenn.
2006	WOF	55-0	Spartanburg, S.C.
2007	WOF	42-16	Chattanooga, Tenn.
2008	WOF	56-7	Spartanburg, S.C.
2009	UTC	38-9	Chattanooga, Tenn.
2010	WOF	45-14	Spartanburg, S.C.
2011	WOF	28-27	Chattanooga, Tenn.
2012	WOF	16-13 (OT)	Spartanburg, S.C.
2013	UTC	20-10	Chattanooga, Tenn.
2014	UTC	31-13	Chattanooga, Tenn.
2015	UTC	20-17	Spartanburg, S.C.
2016	WOF	36-28	Chattanooga, Tenn.
2017	WOF	24-21 (2OT)	Spartanburg, S.C.
2018	WOF	21-10	Chattanooga, Tenn.
2019	WOF	35-34 (OT)	Spartanburg, S.C.
2020-21	UTC	24-13	Chattanooga, Tenn.
2021	UTC	35-10	Spartanburg, S.C.
2022	UTC	31-0	Chattanooga, Tenn.

Chattanooga 30, Western Carolina 18

At UTC: UTC leads 17-6
At WCU: UTC leads 13-12
Rusty Wright vs. WCU: 2-1
Kerwin Bell vs. UTC: 1-1
Last UTC win: 45-17 in 2021
Last WCU win: 32-29 in 2022
Longest UTC streak: 8 (2009-16)
Longest WCU streak: 4 (1991-94)
Last 10 meetings: UTC leads 8-2
Current streak: WCU has won one
Largest UTC win: 51-0 in 2014
Largest WCU win: 53-15 in 1994; 45-7 in 2017

Year	Winner	Score	Site
1973	WCU	14-0	Cullowhee, N.C.
1975	UTC	27-6	Chattanooga, Tenn.
1976	UTC	28-14	Cullowhee, N.C.
1977	UTC	21-10	Cullowhee, N.C.
1978	WCU	31-21	Chattanooga, Tenn.
1979	UTC	42-35	Cullowhee, N.C.
1980	UTC	39-14	Chattanooga, Tenn.
1981	WCU	24-10	Cullowhee, N.C.
1982	WCU	20-0	Cullowhee, N.C.
1983	WCU	25-15	Cullowhee, N.C.
1984	UTC	10-6	Chattanooga, Tenn.
1985	UTC	23-3	Cullowhee, N.C.
1986	UTC	34-7	Chattanooga, Tenn.
1987	UTC	13-11	Cullowhee, N.C.
1988	UTC	19-14	Chattanooga, Tenn.
1989	WCU	26-20	Cullowhee, N.C.
1990	UTC	23-21	Chattanooga, Tenn.
1991	WCU	27-24	Cullowhee, N.C.
1992	WCU	44-13	Chattanooga, Tenn.
1993	WCU	41-10	Chattanooga, Tenn.
1994	WCU	53-15	Cullowhee, N.C.
1995	UTC	35-14	Chattanooga, Tenn.
1996	UTC	20-6	Cullowhee, N.C.
1997	UTC	24-21	Chattanooga, Tenn.
1998	WCU	24-21	Cullowhee, N.C.
1999	UTC	56-28	Chattanooga, Tenn.
2000	WCU	41-36	Cullowhee, N.C.
2001	WCU	21-3	Chattanooga, Tenn.
2002	WCU	45-28	Cullowhee, N.C.
2003	UTC	38-0	Chattanooga, Tenn.
2004	UTC	27-24	Cullowhee, N.C.
2005	WCU	38-20	Chattanooga, Tenn.
2006	UTC	20-17 (OT)	Cullowhee, N.C.
2007	UTC	39-21	Chattanooga, Tenn.

#SoConFB

CHATTANOOGA VS. 2023 OPPONENTS

2008	WCU	27-7	Cullowhee, N.C.
2009	UTC	24-20	Chattanooga, Tenn.
2010	UTC	27-21	Cullowhee, N.C.
2011	UTC	51-7	Chattanooga, Tenn.
2012	UTC	45-24	Cullowhee, N.C.
2013	UTC	42-21	Chattanooga, Tenn.
2014	UTC	51-0	Cullowhee, N.C.
2015	UTC	41-13	Chattanooga, Tenn.
2016	UTC	38-25	Cullowhee, N.C.
2017	WCU	45-7	Chattanooga, Tenn.
2018	UTC	26-6	Cullowhee, N.C.
2019	UTC	60-36	Chattanooga, Tenn.
2021	UTC	45-17	Chattanooga, Tenn.
2022	WCU	32-29	Cullowhee, N.C.

Chattanooga 21, Mercer 11, 1 tie

At MER: MER leads 7-4

At UTC: UTC leads 17-4-1

Drew Cronin vs. UTC: 2-1

Rusty Wright vs. MER: 2-2

Last MER win: 10-6 in 2021

Last UTC win: 41-21 in 2022

Longest MER streak: 2 (four times)

Longest UTC streak: 8 (1935-2014)

Last 10 meetings: Series tied 5-5

Current streak: UTC has won one

Largest MER win: 33-0 in 1924

Largest UTC win: 49-0 in 1916

Year	Winner	Score	Site
1909	MER	10-2	Macon, Ga.
1910	UTC	6-0	Macon, Ga.
1914	UTC	16-0	Macon, Ga.
1915	UTC	20-6	Chattanooga, Tenn.
1916	UTC	49-0	Chattanooga, Tenn.
1920	UTC	20-0	Chattanooga, Tenn.
1921	MER	18-0	Macon, Ga.
1922	UTC	13-6	Chattanooga, Tenn.
1923	MER	18-3	Macon, Ga.
1924	MER	33-0	Macon, Ga.
1925	UTC	12-7	Chattanooga, Tenn.
1929	UTC	7-0	Macon, Ga.
1930	UTC	8-6	Chattanooga, Tenn.
1931	UTC	27-19	Chattanooga, Tenn.
1932	MER	25-0	Chattanooga, Tenn.
1933	MER	7-0	Chattanooga, Tenn.
1934	Tie	13-13	Chattanooga, Tenn.
1935	UTC	12-7	Chattanooga, Tenn.
1936	UTC	6-0	Chattanooga, Tenn.
1937	UTC	19-7	Chattanooga, Tenn.
1938	UTC	9-7	Chattanooga, Tenn.
1939	UTC	21-18	Chattanooga, Tenn.
1940	UTC	20-6	Chattanooga, Tenn.
1941	UTC	40-13	Chattanooga, Tenn.
2014	UTC	38-31	Chattanooga, Tenn.
2015	MER	17-14	Macon, Ga.
2016	UTC	52-31	Chattanooga, Tenn.
2017	MER	30-10	Macon, Ga.
2018	MER	13-9	Chattanooga, Tenn.
2019	UTC	34-17	Macon, Ga.
2020-21	MER	35-28	Chattanooga, Tenn.
2021	MER	10-6	Macon, Ga.
2022	UTC	41-21	Chattanooga, Tenn.

Chattanooga 25, ETSU 19, 1 tie

At ETSU: ETSU leads 11-9-1

At UTC: UTC leads 16-8

George Quarles vs. UTC: 0-1

Rusty Wright vs. ETSU: 3-0

Last ETSU win: 17-14 in 2018

Last UTC win: 24-16 in 2022

Longest ETSU streak: 5 (1992-96)

Longest UTC streak: 4 (1980-83)

Last 10 meetings: UTC leads 6-4

Current streak: UTC has won three

Largest ETSU win: 68-7 in 2003

Largest UTC win: 37-7 in 2016

Year	Winner	Score	Site
1961	UTC	27-6	Chattanooga, Tenn.
1962	UTC	14-13	Chattanooga, Tenn.
1963	ETSU	27-22	Chattanooga, Tenn.
1964	UTC	7-0	Chattanooga, Tenn.
1965	Tie	7-7	Johnson City, Tenn.
1967	UTC	15-14	Johnson City, Tenn.



CHATTANOOGA DEFENSIVE BACK REUBEN LOWERY III

1968	UTC	16-6	Chattanooga, Tenn.
1969	ETSU	17-13	Chattanooga, Tenn.
1970	ETSU	21-17	Johnson City, Tenn.
1971	UTC	28-14	Chattanooga, Tenn.
1972	ETSU	35-0	Johnson City, Tenn.
1973	UTC	26-21	Chattanooga, Tenn.
1975	UTC	21-13	Johnson City, Tenn.
1976	UTC	23-14	Chattanooga, Tenn.
1979	ETSU	35-0	Johnson City, Tenn.
1980	UTC	26-14	Chattanooga, Tenn.
1981	UTC	17-0	Johnson City, Tenn.
1982	UTC	27-6	Chattanooga, Tenn.
1983	UTC	13-10	Johnson City, Tenn.
1984	ETSU	12-0	Chattanooga, Tenn.
1985	UTC	12-0	Johnson City, Tenn.
1986	ETSU	18-17	Chattanooga, Tenn.
1987	ETSU	34-14	Johnson City, Tenn.
1988	UTC	33-10	Chattanooga, Tenn.
1989	ETSU	24-23	Johnson City, Tenn.
1990	UTC	22-3	Chattanooga, Tenn.
1991	UTC	43-26	Johnson City, Tenn.
1992	ETSU	27-24	Chattanooga, Tenn.
1993	ETSU	21-0	Johnson City, Tenn.
1994	ETSU	30-13	Chattanooga, Tenn.
1995	ETSU	38-9	Johnson City, Tenn.
1996	ETSU	28-24	Chattanooga, Tenn.
1997	UTC	17-14	Johnson City, Tenn.
1998	UTC	10-7	Chattanooga, Tenn.
1999	ETSU	28-14	Johnson City, Tenn.
2000	ETSU	24-22	Chattanooga, Tenn.
2001	ETSU	32-10	Johnson City, Tenn.
2002	UTC	27-10	Chattanooga, Tenn.
2003	ETSU	68-7	Johnson City, Tenn.
2016	UTC	37-7	Johnson City, Tenn.
2017	UTC	10-3	Chattanooga, Tenn.
2018	ETSU	17-14	Johnson City, Tenn.
2019	UTC	16-13	Chattanooga, Tenn.
2021	UTC	21-16	Chattanooga, Tenn.
2022	UTC	24-16	Johnson City, Tenn.

Chattanooga 18, VMI 9, 1 tie

At UTC: UTC leads 10-3-1

At VMI: UTC leads 8-6

Rusty Wright vs. VMI: 1-2

Danny Rocco vs. UTC: 0-0

Last UTC win: 41-13 in 2022

Last VMI win: 37-34 (OT) in 2021

Longest UTC streak: 5 (1980-87; 2014-18)

Longest VMI streak: 2 (four times)

Last 10 meetings: UTC leads 6-4

Current streak: UTC has won one

Largest UTC win: 63-7 in 2017

Largest VMI win: 17-0 in 1972

Year	Winner	Score	Site
1971	UTC	31-8	Lexington, Va.
1972	VMI	17-0	Chattanooga, Tenn.
1980	UTC	55-10	Lexington, Va.
1983	UTC	23-6	Chattanooga, Tenn.
1984	UTC	35-0	Lexington, Va.
1985	UTC	54-7	Chattanooga, Tenn.
1987	UTC	31-0	Lexington, Va.
1989	Tie	14-14	Chattanooga, Tenn.
1991	UTC	50-14	Chattanooga, Tenn.
1992	VMI	37-34 (OT)	Lexington, Va.
1993	VMI	35-29 (OT)	Lexington, Va.
1994	UTC	49-14	Chattanooga, Tenn.
1995	VMI	17-12	Lexington, Va.
1996	VMI	28-14	Chattanooga, Tenn.
1997	UTC	27-24	Lexington, Va.
1998	UTC	45-7	Chattanooga, Tenn.
1999	UTC	27-0	Lexington, Va.
2000	UTC	27-14	Chattanooga, Tenn.
2001	VMI	19-16	Lexington, Va.
2002	VMI	35-31	Chattanooga, Tenn.
2014	UTC	55-7	Chattanooga, Tenn.
2015	UTC	33-27	Lexington, Va.
2016	UTC	30-12	Chattanooga, Tenn.
2017	UTC	63-7	Lexington, Va.
2018	UTC	34-27	Chattanooga, Tenn.



CHATTANOOGA

CHATTANOOGA VS. 2023 OPPONENTS

2019	VMI	31-24	Lexington, Va.
2021	VMI	37-34 (OT)	Lexington, Va.
2022	UTC	41-13	Chattanooga, Tenn.

Furman 31, Chattanooga 21

At FUR: FUR leads 14-12

At UTC: FUR leads 17-9

Clay Hendrix vs. UTC: 4-2

Rusty Wright vs. FUR: 2-2

Last FUR win: 24-20 in 2022

Last UTC win: 13-3 in 2021

Longest FUR streak: 15 (1995-09)

Longest UTC streak: 5 (1928-68; 2012-16)

Last 10 meetings: UTC leads 7-3

Current streak: FUR has won one

Largest FUR win: 63-21 in 2003

Largest UTC win: 34-0 in 1957

Year	Winner	Score	Site
1928	UTC	15-0	Greenville, S.C.
1929	UTC	20-7	Chattanooga, Tenn.
1957	UTC	34-0	Greenville, S.C.
1959	UTC	20-7	Chattanooga, Tenn.
1968	UTC	31-14	Chattanooga, Tenn.
1970	FUR	18-16	Greenville, S.C. 6-4
1977	FUR	17-7	Chattanooga, Tenn.
1978	UTC	13-9	Greenville, S.C.
1979	UTC	45-14	Greenville, S.C.
1980	FUR	42-28	Chattanooga, Tenn.
1981	UTC	31-28	Greenville, S.C.
1982	UTC	16-13	Chattanooga, Tenn.
1983	FUR	28-14	Greenville, S.C.
1984	UTC	14-7	Chattanooga, Tenn.

1985	FUR	28-0	Greenville, S.C.
1986	FUR	21-10	Chattanooga, Tenn.
1987	UTC	16-14	Greenville, S.C.
1988	FUR	10-7	Chattanooga, Tenn.
1989	FUR	27-17	Greenville, S.C.
1990	FUR	38-21	Chattanooga, Tenn.
1991	FUR	24-21	Greenville, S.C.
1992	FUR	35-7	Chattanooga, Tenn.
1993	UTC	45-42	Chattanooga, Tenn.
1994	UTC	34-20	Greenville, S.C.
1995	FUR	23-21	Chattanooga, Tenn.
1996	FUR	42-21	Greenville, S.C.
1997	FUR	43-21	Chattanooga, Tenn.
1998	FUR	31-28	Greenville, S.C.
1999	FUR	40-35	Chattanooga, Tenn.
2000	FUR	45-44 (OT)	Greenville, S.C.
2001	FUR	42-10	Chattanooga, Tenn.
2002	FUR	35-7	Greenville, S.C.
2003	FUR	63-21	Chattanooga, Tenn.
2004	FUR	51-31	Greenville, S.C.
2005	FUR	56-35	Chattanooga, Tenn.
2006	FUR	28-22 (OT)	Greenville, S.C.
2007	FUR	28-22	Chattanooga, Tenn.
2008	FUR	35-10	Greenville, S.C.
2009	FUR	38-20	Chattanooga, Tenn.
2010	UTC	36-28	Greenville, S.C.
2011	FUR	14-7	Chattanooga, Tenn.
2012	UTC	31-10	Greenville, S.C.
2013	UTC	31-9	Chattanooga, Tenn.
2014	UTC	45-19	Greenville, S.C.
2015	UTC	31-3	Chattanooga, Tenn.
2016	UTC	21-14	Greenville, S.C.

2017	FUR	41-17	Chattanooga, Tenn.
2018	FUR	16-10	Greenville, S.C.
2019	FUR	35-20	Chattanooga, Tenn.
2020-21	UTC	20-18	Greenville, S.C.
2021	UTC	13-3	Chattanooga, Tenn.
2022	FUR	24-20	Greenville, S.C.

Alabama 13, Chattanooga 0

At UTC: UA leads 1-0

At UA: UA leads 11-0

At neutral sites: UA leads 1-0

Rusty Wright vs. UA: 0-0

Nick Saban vs. UTC: 3-0

Last UA win: 31-3 in 2016

Longest UA streak: 13 (1908-16)

Last 10 meetings: UA leads 10-0

Current streak: UA has won 13

Largest UA win: 63-0 in 1914

Year	Winner	Score	Site
1908	UA	23-6	Tuscaloosa, Ala.
1914	UA	63-0	Tuscaloosa, Ala.
1929	UA	46-0	Tuscaloosa, Ala.
1931	UA	39-0	Chattanooga, Tenn.
1950	UA	27-0	Birmingham, Ala.
1952	UA	42-28	Tuscaloosa, Ala.
1953	UA	21-14	Tuscaloosa, Ala.
1959	UA	13-0	Tuscaloosa, Ala.
1991	UA	53-7	Tuscaloosa, Ala.
1994	UA	42-13	Tuscaloosa, Ala.
2009	UA	45-0	Tuscaloosa, Ala.
2013	UA	49-0	Tuscaloosa, Ala.
2016	UA	31-3	Tuscaloosa, Ala.

#SoConFB



CHATTANOOGA DEFENSIVE BACK KAMERON BROWN



CHATTANOOGA YEAR-BY-YEAR

Year	Overall	SoCon	Place	Coach
1929	4 1 3			C.B. Johnson
1904	2 3 0			Walter Hullihen
1905	6 1 0			Walter Hullihen
1906	3 3 0			Arthur Reiber
1907	0 6 0			Sam McAllester
1908	4 4 0			Jones Beene
1909	2 3 1			W.A. Roddick
1910	5 2 1			Leslie Stauffer
1911	3 2 0			Leslie Stauffer
1912	4 4 0			Leslie Stauffer
1913	4 3 0			Leslie Stauffer
1914	5 4 0			Mike Balentine
1915	5 2 2			John Spiel
1916	3 5 0			John Spiel
1917-18	No team			
1919	3 5 1			Silas Williams
1920	3 4 1			Silas Williams
1921	4 6 0			Silas Williams
1922	6 2 1			Bill McAllester
1923	3 4 2			Bill McAllester
1924	1 7 1			Bill McAllester
1925	4 4 0			Frank Thomas
1926	6 2 2			Frank Thomas
1927	8 1 0			Frank Thomas
1928	8 2 0			Frank Thomas
1929	8 2 0			Red Drew
1930	5 3 2			Red Drew
1931	9 2 0			Scrappy Moore
1932	3 6 0			Scrappy Moore
1933	2 2 2			Scrappy Moore
1934	3 3 2			Scrappy Moore
1935	4 3 1			Scrappy Moore
1936	5 2 1			Scrappy Moore
1937	4 3 2			Scrappy Moore
1938	4 5 0			Scrappy Moore
1939	5 2 1			Scrappy Moore
1940	7 1 1			Scrappy Moore
1941	7 1 1			Scrappy Moore
1942	7 4 0			Scrappy Moore
1943-44	No team			
1945	5 3 0			Scrappy Moore
1946	5 5 0			Scrappy Moore
1947	4 6 0			Scrappy Moore
1948	4 5 0			Scrappy Moore
1949	5 4 0			Scrappy Moore
1950	1 9 0			Scrappy Moore
1951	6 5 0			Scrappy Moore
1952	7 3 0			Scrappy Moore
1953	3 7 0			Scrappy Moore
1954	6 4 0			Scrappy Moore
1955	5 4 1			Scrappy Moore
1956	5 4 0			Scrappy Moore
1957	4 5 1			Scrappy Moore
1958	5 5 0			Scrappy Moore
1959	3 7 0			Scrappy Moore
1960	5 5 0			Scrappy Moore
1961	4 6 0			Scrappy Moore
1962	5 5 0			Scrappy Moore
1963	4 6 0			Scrappy Moore
1964	7 3 0			Scrappy Moore
1965	5 4 1			Scrappy Moore
1966	5 5 0			Scrappy Moore
1967	7 3 0			Scrappy Moore
1968	9 1 0			Harold Wilkes
1969	4 6 0			Harold Wilkes
1970	3 8 0			Harold Wilkes
1971	2 9 0			Harold Wilkes
1972	2 9 0			Harold Wilkes
1973	4 7 0			Joe Morrison
1974	4 7 0			Joe Morrison
1975	5 5 1			Joe Morrison
1976	6 4 1			Joe Morrison
1977	9 1 1	4 1 0	t-1st	Joe Morrison
1978	7 3 1	4 1 0	t-1st	Joe Morrison
1979	9 2 0	5 1 0	1st	Joe Morrison
1980	8 3 0	5 2 0	2nd	Bill Oliver
1981	7 3 1	3 2 1	t-4th	Bill Oliver
1982	7 4 0	5 1 0	2nd	Bill Oliver
1983	7 4 0	5 2 0	3rd	Bill Oliver
1984	6 5 0	5 1 0	1st	Buddy Nix
1985	6 5 0	5 2 0	3rd	Buddy Nix
1986	4 7 0	2 4 0	6th	Buddy Nix

Year	Overall	SoCon	Place	Coach
1987	6 5 0	4 3 0	t-3rd	Buddy Nix
1988	4 7 0	3 3 0	5th	Buddy Nix
1989	3 7 1	2 4 1	t-5th	Buddy Nix
1990	6 5 0	4 2 0	3rd	Buddy Nix
1991	7 4 0	4 3 0	t-4th	Buddy Nix
1992	2 9 0	0 7 0	8th	Buddy Nix
1993	4 7 0	2 6 0	8th	Tommy West
1994	3 8 0	2 6 0	t-7th	Buddy Green
1995	4 7 0	2 6 0	t-7th	Buddy Green
1996	3 8 0	2 6 0	t-6th	Buddy Green
1997	7 4 0	4 4 0	t-5th	Buddy Green
1998	5 6 0	4 4 0	4th	Buddy Green
1999	5 6 0	3 5 0	6th	Buddy Green
2000	5 6 0	3 5 0	6th	Donnie Kirkpatrick
2001	3 8 0	1 7 0	t-8th	Donnie Kirkpatrick
2002	2 10 0	2 6 0	t-7th	Donnie Kirkpatrick
2003	3 9 0	3 5 0	t-6th	Rodney Allison
2004	2 9 0	2 5 0	t-5th	Rodney Allison
2005	6 5 0	3 4 0	t-5th	Rodney Allison
2006	3 8 0	2 5 0	t-5th	Rodney Allison
2007	2 9 0	2 5 0	7th	Rodney Allison
2008	1 11 0	0 8 0	9th	Rodney Allison
2009	6 5 0	4 4 0	4th	Russ Huesman
2010	6 5 0	5 3 0	3rd	Russ Huesman
2011	5 6 0	3 5 0	6th	Russ Huesman
2012	6 5 0	5 3 0	t-4th	Russ Huesman
2013	8 4 0	6 2 0	t-1st	Russ Huesman
2014	10 4 0	7 0 0	1st	Russ Huesman
2015	9 4 0	6 1 0	t-1st	Russ Huesman
2016	9 4 0	6 2 0	t-2nd	Russ Huesman
2017	3 8 0	3 5 0	t-6th	Tom Arth
2018	6 5 0	4 4 0	t-5th	Tom Arth
2019	6 6 0	5 3 0	3rd	Rusty Wright
2020-21	3 2 0	3 1 0	2nd	Rusty Wright
2021	6 5 0	5 3 0	3rd	Rusty Wright
2022	7 4 0	5 3 0	t-3rd	Rusty Wright
Total	560-549-34	162-165-2		

ALL-TIME UTC COACHES

Coach	Seasons	Years	W	L	T	Pct.
Walter Hullihen	1904-05	2	8	4	0	.667
Arthur Reiber	1906	1	3	3	0	.500
Sam McAllester	1907	1	0	6	0	.000
Jones Beene	1908	1	4	4	0	.500
W.A. Roddick	1909	1	2	3	1	.417
Leslie Stauffer	1910-13	4	16	11	1	.589
Mike Balentine	1914	1	5	4	0	.556
John Spiel	1915-16	2	8	7	2	.529
Silas Williams	1919-21	3	10	15	2	.407
Bill McAllester	1922-23	3	10	13	4	.444
Frank Thomas	1925-28	5	29	9	2	.750
Red Drew	1929-30	2	13	5	2	.700
Scrappy Moore	1931-67	35	170	149	13	.531
Harold Wilkes	1968-72	5	20	33	0	.377
Joe Morrison	1973-79	7	44	29	4	.597
Bill Oliver	1980-83	4	29	14	1	.670
Buddy Nix	1984-92	9	44	54	1	.445
Tommy West	1993	1	4	7	0	.364
Buddy Green	1994-99	6	27	39	0	.409
Donnie Kirkpatrick	2000-02	3	10	24	0	.294
Rodney Allison	2003-08	6	17	51	0	.250
Russ Huesman	2009-16	8	59	37	0	.615
Tom Arth	2017-18	2	9	13	0	.409
Rusty Wright	2019-present	4	22	17	0	.536



FINLEY STADIUM (20,668)



DANNY ROCCO HEAD COACH



Alma mater (year):.....Wake Forest (1984)
Hometown:Pittsburgh, Pa.
Career record (years):.....121-65 (16)
School record (years):.....0-0 (First)
SoCon record (years):.....0-0 (First)
FCS Playoff appearances:.....5

ROCCO'S YEAR-BY-YEAR RECORD

Year	School	SoCon	Overall
2006	Liberty		6-5
2007	Liberty		8-3
2008	Liberty		10-2
2009	Liberty		8-3
2010	Liberty		8-3
2011	Liberty		7-4
2012	Richmond		8-3
2013	Richmond		6-6
2014	Richmond		9-5
2015	Richmond		10-4
2016	Richmond		10-4
2017	Delaware		7-4
2018	Delaware		7-5
2019	Delaware		5-7
2020-21	Delaware		7-1
2021	Delaware		5-6
2023	VMI	First season	First season
Liberty (6)			47-20 (.701)
Richmond (5)			43-22 (.662)
Delaware (5)			31-23 (.574)
VMI (First season)			0-0 (.000)
Career (16)			0-0 (.000) 121-65 (.651)

2023 COACHING STAFF

Brian Stinespring.....Associate head coach/offensive line
 Rich Yahner.....Defensive coordinator/linebackers
 Patrick Ashford.....Offensive coordinator/quarterbacks
 Greg Wood.....Special teams coordinator
 Keith Jones.....Running backs
 Pat Brown.....Secondary/corners
 AJ Hampton.....Wide receivers
 JB Lageman.....Defensive line
 Greg Meyer.....Tight ends
 Charles Mack.....Director of player personnel/safeties

2023 ROSTER

No.	Name	Pos.	Ht.	Wt.	Cl.	Hometown/Previous school	No.	Name	Pos.	Ht.	Wt.	Cl.	Hometown/Previous school
1	Alex Oliver	DB	6-0	175	Sr.	Mechanicsville, Va./Atlee	47	Tyrel Dobson	LB	5-11	195	So.	Radford, Va./Radford
1	Collin Shannon	QB	6-1	200	So.	Sevierville, Tenn./Sevier County	48	Isaiah Grevious	LB	6-1	205	Fr.	Charlottesville, Va./Albemarle
2	Evan Eller	LB	6-1	210	Sr.	Roanoke, Va./Lord Botetourt	48	Bret McClung	LB	6-1	220	So.	Lexington, Va./Rockbridge County
2	Collin Ironside	QB	6-2	205	R-Jr.	Knoxville, Tenn./Bearden	49	Jonathan Hunter-Horton	LB	6-1	195	R-So.	Ashburn, Va./Broad Run
3	Tahj Summey	DB	6-0	185	R-Jr.	Herndon, Va./Westfield	50	Tyler Swann	DL	6-1	280	So.	Mableton, Ga./Pebblebrook
3	Ivan Thorpe	WR	5-10	170	So.	Philadelphia, Pa./Springside Chestnut Hill	50	Chase Aslett	OT	6-4	270	Fr.	Chester, Va./Thomas Dale
4	Christian Dunn	LB	6-3	215	R-Jr.	Richmond, Va./Benedictine	51	Terrell Jackson	DL	6-1	265	R-So.	Washington, D.C./The Bullis School
4	Destin Moore	WR	6-0	170	Fr.	Cairo, Ga./Brookwood	51	Elijah Bass	LB	5-11	195	Fr.	Lillington, N.C./Western Hornett
5	Rashad Raymond	LB	5-10	185	R-Jr.	Newark, N.J./Cinnaminson	52	Logan Burnett	LB	6-0	220	Fr.	Amherst, Va./Liberty Christian
5	Eric Rankin	RB	6-3	215	Jr.	Ashland, Va./Hanover	52	Bryce Burnett	OL	6-1	280	Fr.	College Park, Ga./Woodward Academy
6	Chance Knox	WR	5-10	160	Sr.	Charleston, W.Va./Capital	53	Jacob Griles	LB	5-8	178	R-Jr.	Chesterfield, Va./Manchester
7	Aidan Twombly	TE	6-3	225	Sr.	Waxhaw, N.C./Marvin Ridge	53	Jacob Rose	OL/DL	6-5	250	Fr.	Mechanicsville, Va./Atlee
7	Noel Innocent	DB	6-1	170	R-So.	Fredericksburg, Va./Colonial Forge	54	Jabari Haslem	LB	6-1	227	R-So.	Woodbridge, Va./Woodbridge
8	Isaiah Lemmond	WR	6-0	185	Sr.	Sterling, Va./Broad Run	54	Josh Zarriello	OL	5-11	260	Fr.	Lynchburg, Va./Liberty Christian
8	Nic Land	FS	6-4	190	Fr.	Richmond, Va./Benedictine	55	Tommy Inge	OL	6-3	277	R-So.	Blackstone, Va./Kenston Forest
9	Julio DaSilva	WR	6-0	170	Sr.	Philadelphia, Pa./West Catholic	55	John Garbett	LB			Fr.	Richmond, Va./Benedictine
9	Steven RIVERS	OLB	5-11	210	Fr.	Sterling, Va./Potomac Falls	56	William Dixon	OL	6-4	220	So.	Midlothian, Va./James River
11	Trace Pedigo	WR	6-4	185	R-So.	Roanoke, Va./Patrick Henry	56	James Bangura	LB	6-0	225	So.	Dumfries, Va./Potomac
12	Malik Holmes	DL	5-10	180	Fr.	Newton, Va./King & Queen Central	57	Joseph Franson	LS	6-1	198	R-Jr.	Reidsville, N.C./Reidsville
12	Ethan Dowdy	WR	6-3	195	Fr.	Myrtle Beach, S.C./Myrtle Beach Academy	59	Justin Peterson	LS	5-11	205	R-Jr.	Nokesville, Va./Patriot
13	Tyson Gast	WR	5-11	160	Fr.	Lakeland, Fla./Lake Gibson	60	Nathan Payne	LS/T	6-3	210	R-So.	Burke, Va./Lake Braddock
13	James Morris	DB	6-1	185	Fr.	Madison Heights, Va./Amherst County	62	Andrew Kocan	OL	6-4	280	Fr.	Canonsburg, Pa./Canon-McMillan
14	Noah Fathy	DL	6-4	275	Fr.	Marcus Hook, Pa./Salesianum	62	Gavin Jones	DE	6-2	190	Fr.	Martinsburg, W.Va./Spring Mills
14	EJ Wilborne	DB	6-0	185	Fr.	Fredericksburg, Va./Riverbend	63	Trey Reiter	OL/DL	6-0	265	So.	Daleville, Va./Lord Botetourt
15	Zyron Bacote	DB	5-11	175	Fr.	Virginia Beach, Va./Green Run	63	Ryan McCarthy	OL/DL	6-4	240	Fr.	Ashburn, Va./Briar Woods
15	Egypt Nelson	WR	6-3	200	Fr.	Chesapeake, Va./Booker T. Washington	64	Ah'Daryall Hite	OL/DL			Fr.	Hopewell, Va./Hopewell
16	Jahleel Porter	DB	6-0	185	Fr.	N. Charleston, S.C./West Ashley	66	Melsy Bonilla	OL	6-0	245	R-Jr.	Charlotte, N.C./Independence
16	Cade Cox	QB	6-3	220	Fr.	Chesapeake, Va./Oscar Smith	67	Kaleb Priddy	DL	6-0	225	R-Jr.	Springboro, Ohio/Springboro
17	Josh Knapp	DB	6-3	200	Sr.	Abingdon, Md./Archbishop Curley	68	Cole Holtz	OL	6-2	240	R-Jr.	Richmond, Va./Douglas Freeman
17	Ray Adames	LB	6-1	180	Fr.	Bunker Hill, W.Va./Musselman	68	De'Andre Robinson	DL	6-2	215	So.	Goochland, Va./Goochland
18	Jason Johnson	DB	6-2	215	R-So.	Glen Allen, Va./Glen Allen	69	Tristan Woodley	OL	6-4	300	Fr.	Virginia Beach, Va./Bayside
18	Miller Jay	QB	6-3	195	So.	Lexington, Va./Rockbridge County	70	Will Reid	OL	6-4	285	R-Jr.	Richmond, Va./Douglas Freeman
19	VJ Johnson	WR	5-10	165	R-Jr.	Virginia Beach, Va./Catholic	71	Stephen Castle	OL	6-5	235	R-Jr.	Mechanicsville, Va./Hanover
19	Wilson Chandler	QB	6-0	190	Fr.	Knoxville, Tenn./Carter	72	Michael Perry	OL	6-3	275	So.	Fredericksburg, Va./St. Michael the Archangel
20	Shamus Jones	DB	6-3	205	Jr.	Chester, Va./Thomas Dale	73	Austin Doyle	OL	6-5	250	R-Jr.	Lexington, Va./Rockbridge County
21	Luke Schalow	RB	5-10	190	So.	Ashburn, Va./Briar Woods	76	Jacob Ashley	OL	6-6	295	So.	Mount Pleasant, S.C./Oceanside Collegiate
22	Grant Swinehart	RB	6-1	190	R-Jr.	Bridgewater, Va./Turner Ashby	77	Tyriq Poindexter	OL	6-5	300	R-So.	Roanoke, Va./William Fleming
23	Austin White	DB	5-11	175	Sr.	Norfolk, Va./Maury	78	Ben George	OL	6-4	230	R-Jr.	Clarksburg, W.Va./Robert C. Byrd
23	Dylan Poley	FB	6-0	208	Fr.	Grahamsville, N.Y./Tri-Valley	79	James Jenkins	OL	6-1	285	Fr.	Tampa, Fla./Carrollwood
24	Hunter Rice	RB	6-0	225	Jr.	Daleville, Va./Lord Botetourt	80	Zahmarie White-Mohammad	WR	6-0	167	Fr.	Petersburg, Va./Petersburg
24	Dahmon Artis	DB/TE	6-2	200	Fr.	Henrico, Va./Henrico	81	Ke'l Vontay Carson	WR	5-11	191	Fr.	Petersburg, Va./Petersburg
25	Ebenezer McCarthey	WR	5-11	190	So.	Charlottesville, Va./Albemarle	82	Ryan Beckman	WR	5-11	189	Fr.	Nokesville, Va./Brentsville District
25	Ayden Babich	SS	6-1	190	Fr.	Roanoke, Va./Cave Spring	83	Zach Pirtle	WR	6-1	195	Fr.	Charlottesville, Va./The Covenant School
26	Koury Crump	DB	6-3	180	So.	Charlotte, N.C./William A. Hough	84	Ryan von Brandt	TE	6-7	215	So.	Middletown, Del./Appoquinimink
26	Trevor Burton	RB	6-0	196	Fr.	Dublin, Va./Pulaski County	85	Joe Comello	WR	6-0	190	So.	Olney, Md./Our Lady of Good Counsel
27	Antonio Hargde	WR	5-11	181	Fr.	Conyers, Ga./Rockdale County	86	Jimmy Murphy	DL	6-2	215	R-Jr.	Golden Lady, Minn./Hopkins
30	Travis Buchanan	WR	5-7	155	R-Jr.	Duluth, Ga./Northview	86	Louis English	DB/WR	6-2	170	Fr.	Roanoke, Va./William Fleming
35	Stephen Dean	LB	6-2	205	So.	Mineral, Va./Louisa County	87	Shane Washko	TE	6-4	225	R-Jr.	Purcellville, Va./Loudoun Valley
36	Elijah Quamiley	DB	5-10	170	R-Jr.	Norfolk, Va./Norfolk Academy	87	Jacob Moore	DL	6-2	280	Fr.	Richmond, Va./Benedictine
36	Ezra Varney	RB	5-9	185	So.	Wytheville, Va./Fort Chiswell	88	Morgan McPhaul	TE	6-2	230	So.	Kinston, N.C./Arendell-Parrott Academy
37	Dante Terrell	DB			Fr.	Stafford, Va./Brooke Point	88	Luke Scott	DL	6-4	235	Fr.	Johnson City, Tenn./Daniel Boone
38	Jason Cole	LB	6-0	190	So.	Suffolk, Va./Kings Fork	89	Daveon Estes	WR	6-2	170	Fr.	Stafford, Va./Brooke Point
39	Camden Clinton	LB/TE	6-2	205	Fr.	Evington, Va./Liberty Christian	90	Elijah Brooks	DL	6-2	185	Fr.	Louisa, Va./Louisa County
40	Jack Liberatore	LB	6-0	205	R-Jr.	Richmond, Va./Douglas Freeman	91	Stephen Fowlkes	DL	6-4	240	Fr.	Richmond, Va./Huguenot
41	Jack Culbreath	K/P	6-4	175	Sr.	Charlottesville, Va./Monticello	92	Max Cullen	DL	6-4	240	R-So.	Richmond, Va./Trinity
42	Jason Armstrong	WR	6-0	182	R-So.	Charlottesville, Va./Monticello	94	Hunter Robbins	DL	6-2	240	R-So.	Mechanicsville, Va./Hanover
43	Mark Shelton	WR	5-10	187	R-Jr.	Stafford, Va./Mountain View	95	Owen Ham	DL	6-0	245	So.	Mechanicsville, Va./Atlee
43	Marquel Dawkins	DB	5-11	180	R-Fr.	Altavista, Va./Altavista Combined	96	Rubie Dunn	DL	6-3	275	Fr.	Midlothian, Va./Trinity Episcopal
43	Henry Berling	LB	6-2	220	Fr.	Virginia Beach, Va./Benedictine	97	Geoffrey Speight	DL	6-1	281	So.	McDonough, Ga./Union Grove
44	Dorien Starnes	DL	6-2	250	Jr.	Waco, N.C./Burns	98	Caden Beck	K/P	5-9	155	R-So.	Greenville, S.C./Powdersville
44	Nathan Lhotsky	TE	6-4	225	Fr.	Bridgeport, W.Va./Robert C. Byrd	99	Ben Shrewsbury	K/P	6-2	190	Fr.	Jonesboro, Tenn./Daniel Boone
46	John Covert	DL	6-1	215	R-So.	Winfield, W.Va./Winfield							

#SoConFB



2023 SCHEDULE

Sept. 2 (1:30 p.m.)
Davidson



Oct. 21 (1:30 p.m.)
Samford*



Sept. 9 (6 p.m.)
at Bucknell



Oct. 28 (1:30 p.m.)
Chattanooga*



Sept. 16 (2 p.m.)
at NC State



Nov. 4 (1 p.m.)
at ETSU*



Sept. 23 (1:30 p.m.)
Wofford*



Nov. 11 (1 p.m.)
at Furman*



Sept. 30 (4 p.m.)
at Mercer*



Nov. 18 (TBA)
Western Carolina*



Oct. 14 (2 p.m.)
at The Citadel*



* Southern Conference game

VMI KEYDETS

Basic information

Location: Lexington, Va.
 Founded: 1839
 Enrollment: 1,685
 Nickname: Keydets
 Colors: Red, White and Yellow
 Superintendent: Maj. Gen. Cedric T. Wins
 Director of athletics: Jim Miller
 Stadium: Foster Stadium
 Capacity: 10,000

Media relations

Football contact: Phil Marcello
 Email: marcellopr@vmi.edu
 Office: 540-464-7253
 Cell: 804-381-1193
 Press box phone: 540-464-7834
 Website: VMIKeydets.com

Team information

2022 record: 1-10
 SoCon record: 0-8 (9th)
 Home: 1-5
 Away: 0-5
 Lettermen returning/lost: 70/15
 Off. starters returning/lost: 5/6
 Def. starters returning/lost: 6/5
 Specialists returning/lost: 3/3
 Basic offense: Multiple
 Basic defense: Multiple



Phil Marcello
Football SID

SoCon titles (8)

1951, 1957, 1959, 1960, 1962, 1974, 1977, 2020-21

FCS Playoff appearances (1)

2020-21



**VMI QUARTERBACK
COLLIN IRONSIDE**



VMI DEFENSIVE BACK ALEX OLIVER



2022 TEAM STATISTICS

Table with 3 columns: TEAM STATISTICS, VMI, OPP. Rows include SCORING, FIRST DOWNS, RUSHING, PASSING, RUSHING YARDAGE, PASSING YARDAGE, TOTAL OFFENSE, KICK RETURNS, PUNT RETURNS, INTERCEPTIONS, KICK RETURNS, TACKLES, ALL PURPOSE, and SCORE BY QUARTERS.

SCORE BY QUARTERS table with columns 1st, 2nd, 3rd, 4th, Total and rows for VMI and Opponents.

2022 INDIVIDUAL STATISTICS

RUSHING table with columns: Player, GP, Att, Gain, Loss, Net, Avg, TD, Long, Avg/G. Includes players like Korey Bridy, Hunter Rice, Rashad Raymond, etc.

PASSING table with columns: Player, GP, Effic, Cmp-Att-Int, Pct, Yards, TD, Long, Avg/G. Includes players like Seth Morgan, Collin Ironside, Wyatt Hagan, etc.

RECEIVING table with columns: Player, G, No., Yds, Avg, TD, Lg, Avg/G. Includes players like Chance Knox, Leroy Thomas, Isaiah Lemmond, etc.

SCORING table with columns: Player, TD, FGs, Kick, Rush, Rcv, Pass, DXP, Saf, Pts. Includes players like Jerry Rice, Korey Bridy, Leroy Thomas, etc.

PUNT RETURNS table with columns: Player, No., Yards, Avg, TD, Long. Includes players like Chance Knox, Eric Rankin, Max Brimigion, etc.

INTERCEPTIONS table with columns: Player, No., Yards, Avg, TD, Long. Includes players like Alex Oliver, Austin White, Josh Knapp, etc.

KICK RETURNS table with columns: Player, No., Yards, Avg, TD, Long. Includes players like Korey Bridy, Jahleel Porter, Chance Knox, etc.

TACKLES table with columns: Player, GP, Solo, Ast, Total, TFL/Yds, Sacks/Yds. Includes players like Stone Snyder, Evan Eller, Christian Dunn, etc.

ALL PURPOSE table with columns: Player, GP, Rush, Rcv, PR, KR, IR, Total, Avg/G. Includes players like Korey Bridy, Chance Knox, Isaiah Lemmond, etc.

FIELD GOALS table with columns: Player, Made-Att, Pct, 01-19, 20-29, 30-39, 40-49, 50-99, Long, Blkd. Includes player Jerry Rice.

#SoConFB

KEYDETS



2022 RESULTS (1-10, 0-8 SOCON; 9TH)

Date	Opponent	W/L	Score	Attendance
Sept. 1	at #22 Wake Forest	L	10-44	26,013
Sept. 10	BUCKNELL	W	24-14	4,862
Sept. 17	CORNELL	L	22-28	5,074
Oct. 1	at Western Carolina*	L	17-38	11,103
Oct. 8	ETSU*	L	21-44	6,324
Oct. 15	at #9 Chattanooga*	L	13-41	6,284
Oct. 22	FURMAN*	L	3-41	5,488
Oct. 29	#16 MERCER*	L	14-55	5,133
Nov. 5	at #10 Samford*	L	15-34	5,375
Nov. 12	at Wofford*	L	16-34	3,905
Nov. 19	THE CITADEL*	L	22-26	7,432

* Southern Conference game

2022 TEAM GAME-BY-GAME

Date	Opponent	Rushing				Receiving				Passing				Kick returns				Punt returns				Total off		
		No.	Yds	TD	Lg	No.	Yds	TD	Lg	Cmp	Att	Int	Yds	TD	Lg	No.	Yds	TD	Lg	No.	Yds		TD	Lg
Sept. 1	at Wake Forest	32	83	0	19	19	139	1	34	19	36	0	139	1	34	4	70	0	21	0	0	0	0	222
Sept. 10	BUCKNELL	42	178	2	31	15	148	1	55	15	28	1	148	1	55	2	36	0	23	2	10	0	5	326
Sept. 17	CORNELL	25	-2	2	9	24	358	1	63	24	33	2	358	1	63	4	49	0	20	1	15	0	15	356
Oct. 1	at Western Carolina	28	76	1	30	18	194	1	46	18	39	2	194	1	46	3	47	0	19	3	9	0	5	270
Oct. 8	ETSU	40	123	2	12	22	215	1	36	22	41	3	215	1	36	2	33	0	25	0	0	0	0	338
Oct. 15	at Chattanooga	28	-4	1	8	15	158	0	42	15	20	1	158	0	42	6	147	1	98	0	0	0	0	154
Oct. 22	FURMAN	33	48	0	21	25	292	0	40	25	49	2	292	0	40	2	44	0	26	2	17	0	9	340
Oct. 29	MERCER	24	56	2	7	10	78	0	18	10	23	2	78	0	18	6	71	0	21	0	0	0	0	134
Nov. 5	at Samford	49	158	0	14	23	213	0	41	23	40	2	213	0	41	2	26	0	20	0	0	0	0	371
Nov. 12	at Wofford	25	45	1	15	21	264	1	52	21	38	1	264	1	52	2	48	0	29	0	0	0	0	309
Nov. 19	THE CITADEL	23	89	1	24	18	232	1	51	18	24	1	232	1	51	4	80	0	24	1	35	1	20	321
	Totals	349	850	12	31	210	2291	7	63	210	371	17	2291	7	63	37	651	1	98	9	86	1	20	3141
	Opponent	500	2372	21	62	217	2445	25	72	217	318	9	2445	25	72	25	462	0	48	30	392	2	87	4817

Games: 11
 Avg/rush: 2.4
 Avg/catch: 10.9
 Pass effic: 105.54
 KR avg: 17.6
 PR avg: 9.6
 All purpose avg/game: 360.7
 Total offense avg/gm: 285.5

Date	Opponent	Tackles			TFL-Yds	Sacks		Fumble		Pass defense			Blkd Kick	PAT attempts			Saf	Pts	
		Solo	Ast	Total		No-Yds	FF	FR-Yds	Int-Yds	QBH	Brk	Att-Mad		Run	Rcv				
Sept. 1	at Wake Forest	32	60	92	3.5-15	1	5	0	0-0	0	1	6	0	1-1	0	0	0	0	10
Sept. 10	BUCKNELL	32	34	66	7.0-23	0	0	0	0-0	2-7	4	4	0	3-3	0	0	0	0	24
Sept. 17	CORNELL	41	44	85	7.0-13	1	0	1	0-0	1-40	1	5	1	3-2	0	0	1	22	
Oct. 1	at Western Carolina	51	38	89	6.0-22	0	0	0	0-0	2-12	5	2	1	2-2	0	0	0	17	
Oct. 8	ETSU	38	38	76	5.0-19	2	1	2	1-0	0-0	0	5	0	3-3	0	0	0	21	
Oct. 15	at Chattanooga	43	20	63	3.0-17	0	0	0	0-0	0-0	0	2	0	1-1	0	0	0	13	
Oct. 22	FURMAN	47	28	75	6.0-33	1	1	1	1-0	0-0	1	3	0	0-0	0	0	0	3	
Oct. 29	MERCER	43	56	99	5.0-10	0	0	0	2-0	3-31	1	1	0	2-2	0	0	0	14	
Nov. 5	at Samford	54	12	66	5.0-16	1	0	0	1-0	1-0	2	4	0	0-0	0	0	0	15	
Nov. 12	at Wofford	27	62	89	2.0-4	0	0	1	1-0	0-0	2	3	0	1-1	0	0	0	16	
Nov. 19	THE CITADEL	36	68	104	4.0-10	0	1	0	1-0	0-0	0	0	2	1-1	0	0	0	22	
	Totals	444	460	904	53.5-182	5	7	5	7	9	17	35	4	17	0	0	1	177	
	Opponent	381	342	723	77.0-327	11	11	11	106	17	198	25	55	1	46	46	0	399	

Date	Opponent	Punting					Field goals					Kickoffs							
		No	Yds	Avg	Long	Blkd	TB	FC	50+	120	Att-Made	Lg	Blkd	No	Yds	Avg	TB	OB	
Sept. 1	at Wake Forest	8	323	40.4	48	0	0	3	0	1	2-1	42	0	2	127	63.5	0	0	
Sept. 10	BUCKNELL	6	235	39.2	50	0	1	1	1	0	1-1	39	0	5	288	57.6	1	0	
Sept. 17	CORNELL	5	198	39.6	43	0	0	1	0	2	0-0	0	0	4	105	26.2	1	0	
Oct. 1	at Western Carolina	6	268	44.7	56	0	0	0	1	0	1-1	24	0	4	257	64.2	1	0	
Oct. 8	ETSU	5	236	47.2	52	0	2	3	2	0	1-0	0	0	4	257	64.2	2	0	
Oct. 15	at Chattanooga	7	294	42.0	49	0	0	1	0	2	0-0	0	0	3	170	56.7	2	0	
Oct. 22	FURMAN	9	377	41.9	52	1	2	3	3	2	2-1	33	0	1	61	61.0	0	0	
Oct. 29	MERCER	8	319	39.9	49	0	0	2	0	0	0-0	0	0	3	194	64.7	1	0	
Nov. 5	at Samford	5	218	43.6	58	0	0	0	2	1	5-5	39	0	6	317	52.8	1	0	
Nov. 12	at Wofford	7	340	48.6	60	0	0	1	4	2	1-1	34	0	4	216	54.0	2	0	
Nov. 19	THE CITADEL	3	137	45.7	52	0	0	0	1	0	2-1	39	0	5	315	63.0	2	0	
	Totals	69	2945	42.7	60	1	5	15	14	10	15	11	42	41	2307	56.3	13	0	
	Opponent	44	1699	38.6	57	3	8	17	8	14	20	15	48	1	76	4430	58.3	24	5



VMI VS. 2023 OPPONENTS

VMI 40, Davidson 17, 3 ties

At DAV: VMI leads 10-5-3

At VMI: VMI leads 25-8

At neutral sites: VMI leads 5-4

Scott Abell vs. VMI: 0-1

Danny Rocco vs. DAV: 0-0

Last DAV win: 18-14 in 1972

Last VMI win: 45-24 in 2021

Longest DAV streak: 6 (1931-36)

Longest VMI streak: 11 (1973-2021)

Last 10 meetings: VMI leads 10-0

Current streak: VMI has won 11

Largest DAV win: 59-6 in 1969

Largest VMI win: 55-0 in 1975

Year	Winner	Score	Site
1904	VMI	6-0	Lexington, Va.
1905	DAV	8-6	Lexington, Va.
1906	DAV	6-0	Lexington, Va.
1907	DAV	10-6	Roanoke, Va.
1909	DAV	8-0	Lynchburg, Va.
1911	VMI	5-0	Roanoke, Va.
1917	DAV	23-7	Danville, Va.
1919	VMI	14-7	Lynchburg, Va.
1926	VMI	12-7	Lynchburg, Va.
1927	VMI	20-0	Davidson, N.C.
1928	VMI	13-0	Lexington, Va.
1929	VMI	12-6	Davidson, N.C.
1930	VMI	6-0	Lexington, Va.
1931	DAV	7-0	Davidson, N.C.
1932	DAV	12-0	Lexington, Va.
1933	DAV	6-0	Davidson, N.C.
1934	DAV	27-13	Davidson, N.C.
1935	DAV	14-6	Lexington, Va.
1936	DAV	38-13	Davidson, N.C.
1937	VMI	7-0	Lexington, Va.
1938	VMI	19-6	Lexington, Va.
1939	VMI	2-0	Bluefield, Va.

1940	VMI	13-7	Davidson, N.C.
1941	VMI	13-7	Lynchburg, Va.
1942	DAV	24-6	Lynchburg, Va.
1943	VMI	13-0	Lexington, Va.
1946	VMI	25-0	Lexington, Va.
1947	Tie	14-14	Davidson, N.C.
1948	VMI	33-6	Lexington, Va.
1949	VMI	47-6	Lexington, Va.
1950	VMI	46-6	Davidson, N.C.
1951	VMI	35-13	Lexington, Va.
1954	DAV	19-0	Lexington, Va.
1955	DAV	21-7	Lexington, Va.
1956	Tie	13-13	Davidson, N.C.
1957	VMI	26-14	Lexington, Va.
1958	VMI	42-7	Davidson, N.C.
1959	VMI	34-7	Lexington, Va.
1961	VMI	13-0	Davidson, N.C.
1962	VMI	20-7	Lexington, Va.
1963	Tie	10-10	Davidson, N.C.
1964	VMI	35-0	Lexington, Va.
1965	VMI	16-10	Davidson, N.C.
1967	VMI	46-21	Lexington, Va.
1968	VMI	21-17	Davidson, N.C.
1969	DAV	59-6	Davidson, N.C.
1970	DAV	55-21	Lexington, Va.
1971	VMI	27-3	Lexington, Va.
1972	DAV	18-14	Lexington, Va.
1973	VMI	24-17	Lexington, Va.
1974	VMI	43-7	Davidson, N.C.
1975	VMI	55-0	Lexington, Va.
1977	VMI	21-0	Lexington, Va.
1989	VMI	39-36	Lexington, Va.
2002	VMI	41-16	Lexington, Va.
2003	VMI	31-9	Davidson, N.C.
2005	VMI	33-0	Lexington, Va.
2006	VMI	20-19	Lexington, Va.
2014	VMI	52-24	Lexington, Va.

2021 VMI 45-24 Lexington, Va.

Bucknell 3, VMI 3

At BU: Series tied 1-1

At VMI: Series tied 3-3

Dave Cecchini vs. VMI: 0-1

Danny Rocco vs. BU: 0-0

Last BU win: 28-22 (OT) in 2015

Last VMI win: 24-14 in 2022

Longest BU streak: 3 (2013-15)

Longest VMI streak: 2 (2016-22)

Last 10 meetings: Series tied 3-3

Current streak: VMI has won two

Largest BU win: 35-23 in 2013

Largest VMI win: 25-14 in 1978

Year	Winner	Score	Site
1978	VMI	25-14	Lexington, Va.
2013	BU	35-23	Lexington, Va.
2014	BU	42-38	Lewisburg, Pa.
2015	BU	28-22 (OT)	Lexington, Va.
2016	VMI	23-17 (3OT)	Lewisburg, Pa.
2022	VMI	24-14	Lexington, Va.

VMI 11, NC State 7, 1 tie

At NCSU: NCSU leads 2-0-1

At VMI: VMI leads 4-2

At neutral sites: VMI leads 7-3

Dave Doeren vs. VMI: 0-0

Danny Rocco vs. NCSU: 0-2 (0-1 at LU; 0-2 at UR)

Last NCSU win: 49-7 in 1946

Last VMI win: 21-14 in 1945

Longest NCSU streak: 3 (1904-06)

Longest VMI streak: 5 (1922-26)

Last 10 meetings: VMI leads 7-2-1

Current streak: NCSU has won one

Largest NCSU win: 49-7 in 1946

Largest VMI win: 42-6 in 1895



VMI RUNNING BACK RASHAD RAYMOND

#SoConFB



VMI VS. 2023 OPPONENTS

Year	Winner	Score	Site
1895	VMI	42-6	Atlanta, Ga.
1903	VMI	6-0	Lexington, Va.
1904	NCSU	6-0	Lexington, Va.
1905	NCSU	5-0	Raleigh, N.C.
1906	NCSU	17-0	Raleigh, N.C.
1911	VMI	6-5	Lexington, Va.
1913	VMI	14-17	Richmond, Va.
1917	NCSU	17-0	Richmond, Va.
1919	NCSU	21-0	Roanoke, Va.
1920	VMI	14-0	Petersburg, Va.
1921	Tie	7-7	Raleigh, N.C.
1922	VMI	14-0	Norfolk, Va.
1923	VMI	22-7	Lexington, Va.
1924	VMI	17-7	Richmond, Va.
1925	VMI	27-6	Richmond, Va.
1926	VMI	7-0	Richmond, Va.
1944	NCSU	21-6	Lexington, Va.
1945	VMI	21-14	Lexington, Va.
1946	NCSU	49-7	Roanoke, Va.

Wofford 14, VMI 12

At VMI: VMI leads 11-5

At WOF: WOF leads 9-1

Danny Rocco vs. WOF: 0-0

Shawn Watson vs. VMI: 1-0

Last VMI win: 31-23 in 2021

Last WOF win: 34-36 in 2022

Longest VMI streak: 9 (1924-92)

Longest WOF streak: 8 (2004-19)

Last 10 meetings: WOF leads 8-2

Current streak: WOF has won one

Largest VMI win: 37-0 in 1927

Largest WOF win: 55-10 in 1999; 59-14 in 2001, 2018

Year	Winner	Score	Site
1924	VMI	33-0	Lexington, Va.
1925	VMI	9-0	Lexington, Va.
1926	VMI	20-0	Lexington, Va.
1927	VMI	37-0	Lexington, Va.
1936	VMI	19-0	Lexington, Va.
1951	VMI	29-6	Lexington, Va.
1987	VMI	27-11	Lexington, Va.
1988	VMI	18-17	Lexington, Va.
1992	VMI	44-13	Lexington, Va.
1997	WOF	23-13	Spartanburg, S.C.
1998	WOF	42-20	Lexington, Va.
1999	WOF	55-10	Spartanburg, S.C.
2000	WOF	45-28	Lexington, Va.
2001	WOF	59-14	Spartanburg, S.C.
2002	VMI	27-16	Lexington, Va.
2004	WOF	19-18	Lexington, Va.
2005	WOF	38-23	Spartanburg, S.C.
2014	WOF	38-3	Spartanburg, S.C.
2015	WOF	41-20	Lexington, Va.
2016	WOF	17-0	Spartanburg, S.C.
2017	WOF	45-14	Lexington, Va.
2018	WOF	59-14	Spartanburg, S.C.
2019	WOF	51-36	Lexington, Va.
2020-21	VMI	36-31	Spartanburg, S.C.
2021	VMI	31-23	Lexington, Va.
2022	WOF	34-16	Spartanburg, S.C.

Mercer 6, VMI 3

At MER: Series tied 2-2

At VMI: MER leads 4-1

Drew Cronin vs. VMI: 1-2

Danny Rocco vs. MER: 0-0

Last MER win: 55-14 in 2022

Last VMI win: 45-7 in 2021

Longest MER streak: 4 (2016-19)

Longest VMI streak: 2 (2020-21)

Last 10 meetings: MER leads 6-3

Current streak: MER has won one

Largest MER win: 55-14 in 2022

Largest VMI win: 45-7 in 2021

Year	Winner	Score	Site
2014	MER	27-24	Lexington, Va.
2015	VMI	28-21	Macon, Ga.
2016	MER	33-30 (OT)	Lexington, Va.
2017	MER	49-14	Macon, Ga.
2018	MER	48-38	Lexington, Va.
2019	MER	34-27	Macon, Ga.
2020-21	VMI	41-14	Lexington, Va.



VMI LINEBACKER EVAN ELLER

2021	VMI	45-7	Macon, Ga.
2022	VMI	55-14	Lexington, Va.

The Citadel 44, VMI 32, 2 ties

At CIT: CIT leads 26-11

At VMI: VMI leads 17-13-2

At neutral sites: CIT leads 5-4

Maurice Drayton vs. VMI: 0-0

Danny Rocco vs. CIT: 0-0

Last CIT win: 26-22 in 2022

Last VMI win: 31-17 in 2020-21

Longest CIT streak: 12 (2003-18)

Longest VMI streak: 7 (1950-57)

Last 10 meetings: CIT leads 8-2

Current streak: CIT has won two

Largest CIT win: 50-0 in 1992

Largest VMI win: 42-0 in 1954

Year	Winner	Score	Site
1920	VMI	35-0	Lynchburg, Va.
1929	VMI	13-7	Lexington, Va.
1930	CIT	7-6	Charleston, S.C.
1931	Tie	13-13	Lexington, Va.
1932	CIT	12-6	Charleston, S.C.
1937	VMI	27-0	Lexington, Va.
1946	VMI	26-7	Lexington, Va.
1947	CIT	7-6	Charleston, S.C.
1948	VMI	34-6	Lexington, Va.
1949	CIT	19-14	Charleston, S.C.
1950	VMI	13-7	Lexington, Va.
1951	VMI	13-7	Charleston, S.C.
1952	VMI	20-19	Lexington, Va.
1953	VMI	14-0	Charleston, S.C.
1954	VMI	42-0	Lexington, Va.
1955	VMI	14-0	Charleston, S.C.
1957	VMI	33-7	Lexington, Va.
1958	CIT	14-6	Charleston, S.C.
1959	VMI	32-8	Lexington, Va.

1960	VMI	20-6	Charleston, S.C.
1961	CIT	14-8	Lexington, Va.
1962	VMI	16-7	Charleston, S.C.
1963	VMI	33-8	Lexington, Va.
1964	CIT	17-0	Charleston, S.C.
1965	VMI	21-7	Lexington, Va.
1966	CIT	30-14	Charleston, S.C.
1967	VMI	22-11	Lexington, Va.
1968	CIT	13-8	Charleston, S.C.
1969	CIT	28-2	Lexington, Va.
1970	CIT	56-9	Charleston, S.C.
1971	CIT	25-24	Lexington, Va.
1972	CIT	42-3	Charleston, S.C.
1973	VMI	23-6	Lexington, Va.
1974	VMI	20-9	Charleston, S.C.
1975	CIT	6-3	Lexington, Va.
1976	VMI	30-14	Charleston, S.C.
1977	VMI	19-3	Lexington, Va.
1978	CIT	14-3	Charleston, S.C.
1979	CIT	37-6	Lexington, Va.
1980	CIT	28-0	Charleston, S.C.
1981	VMI	14-0	Norfolk, Va.
1982	CIT	21-7	Charleston, S.C.
1983	CIT	27-6	Norfolk, Va.
1984	CIT	27-24	Charleston, S.C.
1985	Tie	14-14	Lexington, Va.
1986	VMI	47-30	Charleston, S.C.
1987	VMI	7-3	Charleston, S.C.
1988	CIT	31-20	Norfolk, Va.
1989	VMI	20-10	Norfolk, Va.
1990	CIT	23-3	Charleston, S.C.
1991	CIT	17-14	Norfolk, Va.
1992	CIT	50-0	Charleston, S.C.
1993	CIT	34-33	Charleston, S.C.
1994	CIT	58-14	Norfolk, Va.
1995	VMI	34-7	Charleston, S.C.
1996	VMI	34-27 (OT)	Lexington, Va.



VMI VS. 2023 OPPONENTS

Table with 4 columns: Year, Opponent, Score, Site. Lists games from 1997 to 2022 against various opponents like CIT, Charleston, S.C., etc.

Samford 7, VMI 3

At SAM: SAM leads 3-1
At VMI: SAM leads 4-2
Chris Hatcher vs. VMI: 5-3
Dany Rocco vs. SAM: 0-0
Last SAM win: 34-15 in 2022
Last VMI win: 46-45 in 2021
Longest SAM streak: 6 (2001-18)
Longest VMI streak: 3 (2019-21)
Last 10 meetings: SAM leads 7-3
Current streak: SAM has won one
Largest SAM win: 73-22 in 2018
Largest VMI win: 48-41 (OT) in 2019

Table with 4 columns: Year, Winner, Score, Site. Lists games from 2001 to 2022 against SAM and Birmingham, Ala.

Chattanooga 18, VMI 9, 1 tie

At UTC: UTC leads 10-3-1
At VMI: UTC leads 8-6
Rusty Wright vs. VMI: 1-2
Danny Rocco vs. UTC: 0-0
Last UTC win: 41-13 in 2022
Last VMI win: 37-34 (OT) in 2021
Longest UTC streak: 5 (1980-87; 2014-18)
Longest VMI streak: 2 (four times)
Last 10 meetings: UTC leads 6-4
Current streak: UTC has won one
Largest UTC win: 63-7 in 2017
Largest VMI win: 17-0 in 1972

Table with 4 columns: Year, Winner, Score, Site. Lists games from 1971 to 2014 against UTC and Chattanooga, Tenn.

Table with 4 columns: Year, Opponent, Score, Site. Lists games from 2015 to 2022 against UTC and Chattanooga, Tenn.

ETSU 18, VMI 10

At ETSU: ETSU leads 10-3
At VMI: ETSU leads 8-7
George Quarles vs. VMI: 1-0
Danny Rocco vs. ETSU: 0-0
Last ETSU win: 44-21 in 2022
Last VMI win: 31-24 (OT) in 2019
Longest ETSU streak: 7 (1996-02)
Longest VMI streak: 4 (1979-85)
Last 10 meetings: ETSU leads 8-2
Current streak: ETSU has won three
Largest ETSU win: 38-0 in 1996
Largest VMI win: 37-7 in 2016

Table with 4 columns: Year, Winner, Score, Site. Lists games from 1979 to 2022 against ETSU and Johnson City, Tenn.

Furman 30, VMI 10

At FUR: FUR leads 17-3
At VMI: FUR leads 13-7
Clay Hendrix vs. VMI: 5-1
Danny Rocco vs. FUR: 0-0
Last FUR win: 41-3 in 2022
Last VMI win: 14-13 in 2020-21
Longest FUR streak: 21 (1980-02)
Longest VMI streak: 5 (1974-79)
Last 10 meetings: FUR leads 8-2
Current streak: FUR has won two
Largest FUR win: 58-0 in 1999; 65-7 in 2001
Largest VMI win: 31-7 in 1972

Table with 4 columns: Year, Winner, Score, Site. Lists games from 1946 to 1989 against Furman and Greenville, S.C.

Table with 4 columns: Year, Opponent, Score, Site. Lists games from 1990 to 2022 against Furman and Greenville, S.C.

Western Carolina 25, VMI 4

At VMI: WCU leads 11-3
At WCU: WCU leads 14-1
Danny Rocco vs. WCU: 2-0 (2-0 at LU)
Kerwin Bell vs. VMI: 2-0
Last VMI win: 30-7 in 2020-21
Last WCU win: 38-17 in 2022
Longest VMI streak: 1 (four times)
Longest WCU streak: 17 (1992-19)
Last 10 meetings: WCU leads 9-1
Current streak: WCU has won two
Largest VMI win: 30-7 in 2020-21
Largest WCU win: 40-2 in 1999

Table with 4 columns: Year, Winner, Score, Site. Lists games from 1978 to 2022 against WCU and Cullowhee, N.C.

#SoConFB



VMI YEAR-BY-YEAR

Year	Overall	SoCon	Place	Coach
1891	3 0 1			Walter Taylor
1892	4 0 1			No coach
1893	3 1 0			No coach
1894	6 0 0			No coach
1895	5 1 0			G.W. Bryant
1896	3 4 0			G.W. Bryant
1897	3 2 0			R.N. Groner
1898	4 2 0			S.A. Boyle
1899	1 0 0			S.A. Boyle
1900	4 1 2			Sam Walker
1901	4 3 0			Sam Walker
1902	3 3 1			Sam Walker
1903	2 1 0			W.W. Roper
1904	3 5 0			W.W. Roper
1905	2 5 1			I.B. Johnson
1906	4 4 0			I.B. Johnson
1907	5 3 0			C.S. Roller Jr.
1908	3 2 0			C.S. Roller Jr.
1909	4 3 0			W.C. Gloth
1910	3 3 1			W.C. Gloth
1911	7 1 0			Alpha Brummage
1912	7 1 0			Alpha Brummage
1913	7 1 2			Henry G. Poaque
1914	4 4 0			Frank H. Gorton
1915	6 2 1			Frank H. Gorton
1916	4 5 0			Frank H. Gorton
1917	4 4 1			Earl C. Abell
1918	1 3 0			Earl C. Abell/Mose Goodman
1919	6 2 0			Red Fleming
1920	9 0 0			Blandy Clarkson
1921	3 5 1			Blandy Clarkson
1922	7 2 0			Blandy Clarkson
1923	9 1 0			Blandy Clarkson
1924	6 3 1	2 3 1	13th	Blandy Clarkson
1925	6 4 0	2 4 0	17th	Blandy Clarkson
1926	5 5 0	2 4 0	t-15th	Blandy Clarkson
1927	6 4 0	2 4 0	t-17th	W.C. Raftery
1928	5 3 2	2 3 1	t-14th	W.C. Raftery
1929	8 2 0	4 2 0	t-7th	W.C. Raftery
1930	3 6 0	0 5 0	23rd	W.C. Raftery
1931	3 6 1	2 4 0	t-17th	W.C. Raftery
1932	2 8 0	1 4 0	t-18th	W.C. Raftery
1933	2 7 1	2 1 1	4th	W.C. Raftery
1934	1 8 0	0 5 0	10th	W.C. Raftery
1935	2 7 1	0 3 1	10th	W.C. Raftery
1936	6 4 0	4 2 0	4th	W.C. Raftery
1937	5 5 0	4 2 0	5th	Allison T. Hubert
1938	6 1 4	4 0 3	3rd	Allison T. Hubert
1939	6 3 1	3 1 1	t-4th	Allison T. Hubert
1940	7 2 1	3 2 1	7th	Allison T. Hubert
1941	4 6 0	4 2 0	t-5th	Allison T. Hubert
1942	3 5 1	2 4 1	t-10th	Allison T. Hubert
1943	2 6 0	2 3 0	t-7th	Allison T. Hubert
1944	1 8 0	1 5 0	8th	Allison T. Hubert
1945	5 4 0	3 2 0	t-5th	Allison T. Hubert
1946	4 5 1	2 3 1	8th	Allison T. Hubert
1947	3 5 1	2 3 1	11th	A.W. Morton
1948	6 3 0	5 1 0	3rd	A.W. Morton
1949	3 5 1	3 2 1	6th	Thomas N. Nugent
1950	6 4 0	5 1 0	3rd	Thomas N. Nugent
1951	7 3 0	5 0 0	t-1st	Thomas N. Nugent
1952	3 6 1	2 3 1	9th	Thomas N. Nugent
1953	5 5 0	3 3 0	t-5th	John McKenna
1954	4 6 0	4 3 1	5th	John McKenna
1955	1 9 0	1 6 0	9th	John McKenna
1956	3 6 1	2 3 1	6th	John McKenna
1957	9 0 1	6 0 0	1st	John McKenna
1958	6 2 2	2 2 1	4th	John McKenna
1959	8 1 1	5 0 1	1st	John McKenna
1960	7 2 1	4 1 0	1st	John McKenna
1961	6 4 0	4 2 0	3rd	John McKenna
1962	6 4 0	6 0 0	1st	John McKenna
1963	3 5 2	3 1 2	3rd	John McKenna
1964	1 9 0	1 4 0	t-8th	John McKenna
1965	3 7 0	3 2 0	4th	John McKenna
1966	2 8 0	1 4 0	t-8th	Vito Ragazzo
1967	6 4 0	2 3 0	t-5th	Vito Ragazzo
1968	1 9 0	1 3 0	t-5th	Vito Ragazzo
1969	0 10 0	0 4 0	t-6th	Vito Ragazzo
1970	1 10 0	1 4 0	7th	Vito Ragazzo
1971	1 10 0	1 4 0	6th	Bob Thalman
1972	2 9 0	1 5 0	6th	Bob Thalman

Year	Overall	SoCon	Place	Coach
1973	3 8 0	2 4 0	6th	Bob Thalman
1974	7 4 0	5 1 0	1st	Bob Thalman
1975	3 8 0	2 4 0	t-6th	Bob Thalman
1976	5 5 0	2 3 0	5th	Bob Thalman
1977	7 4 0	4 1 0	t-1st	Bob Thalman
1978	3 8 0	1 4 0	5th	Bob Thalman
1979	6 4 1	4 1 0	2nd	Bob Thalman
1980	3 7 1	1 4 1	6th	Bob Thalman
1981	6 3 1	3 1 1	2nd	Bob Thalman
1982	5 6 0	2 3 0	6th	Bob Thalman
1983	2 9 0	1 5 0	6th	Bob Thalman
1984	1 9 0	1 4 0	8th	Bob Thalman
1985	3 7 1	1 4 1	7th	Eddie Williamson
1986	1 10 0	1 5 0	7th	Eddie Williamson
1987	4 7 0	2 4 0	t-5th	Eddie Williamson
1988	2 9 0	1 5 0	6th	Eddie Williamson
1989	2 8 1	1 4 1	t-6th	Jim Shuck
1990	4 7 0	1 5 0	7th	Jim Shuck
1991	4 7 0	2 5 0	t-6th	Jim Shuck
1992	3 8 0	1 6 0	7th	Jim Shuck
1993	1 10 0	1 7 0	9th	Jim Shuck
1994	1 10 0	1 7 0	9th	Bill Stewart
1995	4 7 0	3 5 0	6th	Bill Stewart
1996	3 8 0	2 6 0	t-6th	Bill Stewart
1997	0 11 0	0 8 0	9th	Ted Cain
1998	1 10 0	0 8 0	9th	Ted Cain/Donny White
1999	1 10 0	0 8 0	9th	Cal McCombs
2000	2 9 0	1 7 0	t-8th	Cal McCombs
2001	1 10 0	1 7 0	t-8th	Cal McCombs
2002	6 6 0	3 5 0	t-5th	Cal McCombs
2003	6 6 0			Cal McCombs
2004	0 11 0			Cal McCombs
2005	3 8 0			Cal McCombs
2006	1 10 0			Jim Reid
2007	2 9 0			Jim Reid
2008	4 7 0			Sparky Woods
2009	2 9 0			Sparky Woods
2010	3 8 0			Sparky Woods
2011	2 9 0			Sparky Woods
2012	2 9 0			Sparky Woods
2013	2 10 0			Sparky Woods
2014	2 10 0	1 6 0	t-7th	Sparky Woods
2015	2 9 0	1 6 0	8th	Scott Wachenheim
2016	3 8 0	1 7 0	t-8th	Scott Wachenheim
2017	0 11 0	0 8 0	9th	Scott Wachenheim
2018	1 10 0	0 8 0	9th	Scott Wachenheim
2019	5 7 0	4 4 0	t-4th	Scott Wachenheim
2020-21	6 2 0	6 1 0	1st	Scott Wachenheim
2021	6 5 0	4 4 0	t-4th	Scott Wachenheim
2022	1 10 0	0 8 0	9th	Scott Wachenheim
Total	491-729-42	191-325-24		

ALL-TIME VMI COACHES

Coach	Seasons	Years	W	L	T	Pct.
Walter Taylor	1891	1	3	0	1	.875
G.W. Bryant	1895-96	2	8	5	0	.615
R.N. Groner	1897	1	3	2	0	.600
S.A. Boyle	1898-99	2	5	2	0	.714
Sam Walker	1900-02	3	11	7	3	.595
W.W. Roper	1903-04	2	5	6	0	.455
I.B. Johnson	1905-06	2	6	9	1	.406
C.S. Roller Jr.	1907-08	2	8	5	0	.615
W.C. Gloth	1909-10	2	7	6	1	.538
Alpha Brummage	1911-12	2	14	2	0	.875
Henry G. Poaque	1913	1	7	1	2	.800
Frank H. Gorton	1914-16	3	14	11	1	.558
Earl C. Abell	1917	1	4	4	1	.500
Abell/Mose Goodman	1918	1	1	3	0	.250
Red Fleming	1919	1	6	2	0	.750
Blandy Clarkson	1920-26	7	45	20	2	.687
W.C. Raftery	1927-36	10	38	55	5	.413
Allison T. Hubert	1937-46	10	43	45	8	.490
A.W. Morton	1947-48	2	9	8	1	.528
Thomas N. Nugent	1949-52	4	19	18	2	.513
John McKenna	1953-65	13	62	60	8	.508
Vito Ragazzo	1966-70	5	10	41	0	.196
Bob Thalman	1971-84	14	54	94	3	.368
Eddie Williamson	1985-88	4	10	33	1	.239
Jim Shuck	1989-93	4	14	40	1	.264
Bill Stewart	1994-96	3	8	25	0	.242
Ted Cain	1997-98	2	1	20	0	.048
Donny White*	1998	1	0	1	0	.000
Cal McCombs	1999-05	7	19	60	0	.241
Jim Reid	2006-07	2	3	19	0	.136
Sparky Woods	2008-14	7	17	62	0	.215
Scott Wachenheim	2015-22	8	24	62	0	.289
Danny Rocco	2023-present					First season

* Interim coach for final game of 1998



FOSTER STADIUM (10,000)



WESTERN CAROLINA

KERWIN BELL HEAD COACH



Alma mater (year):..... Florida (1987)
Hometown:..... Mayo, Fla.
Career record (years):..... 103-54 (14)
School record (years):..... 10-12 (2)
SoCon record (years):..... 8-8 (2)
FCS Playoff appearances:..... 0

BELL'S YEAR-BY-YEAR RECORD

Year	School	SoCon	Overall
2007	Jacksonville		3-8
2008	Jacksonville		9-4
2009	Jacksonville		7-4
2010	Jacksonville		10-1
2011	Jacksonville		7-4
2012	Jacksonville		7-4
2013	Jacksonville		5-6
2014	Jacksonville		9-2
2015	Jacksonville		9-2
2016	Valdosta State		8-3
2017	Valdosta State		5-4
2018	Valdosta State		14-0
2021	Western Carolina	4-4 (t-4th)	4-7
2022	Western Carolina	4-4 (5th)	6-5
Jacksonville (9)			66-35 (.653)
Valdosta State (3)			27-7 (.794)
Western Carolina (2)			8-8 (.500)
Career (14)			103-54 (.656)

2023 COACHING STAFF

Kade Bell..... Offensive coordinator/quarterbacks
 Chaz Scales..... Defensive coordinator/safeties
 Chris Norris..... Special teams coordinator
 Brian Cochran..... Defensive line
 Jeremy Darveau..... Offensive line
 Cody Edwards..... Linebackers
 JJ Laster..... Wide receivers
 Larry Murphy..... Cornerbacks
 Rudi Small..... Running backs
 Rylan Wells..... Recruiting coordinator/tight ends & fullbacks

2023 ROSTER

No.	Name	Pos.	Ht.	Wt.	Cl.	Hometown/Previous school	No.	Name	Pos.	Ht.	Wt.	Cl.	Hometown/Previous school
0	AJ Colombo	WR	5-8	175	So.	Waxhaw, N.C./Cuthbertson	44	Caleb Scott	TE	6-2	235	Jr.	Black Mountain, N.C./Owen
0	Bryce Wilson	DL	6-3	275	Sr.	Lilburn, Ga./Akron	45	Justin Wallace	DL	6-3	230	R-Fr.	Miami, Fla./Killian
1	Desmond Reid	RB	5-8	170	So.	Hollywood, Fla./Miramar	46	Paxton Robertson	K	6-0	205	Jr.	Knoxville, Tenn./Knoxville Catholic
1	Mateo Sudipo	S	6-1	210	R-Jr.	Wake Forest, N.C./Coastal Carolina	47	Blue Monroe	LB	6-1	235	R-Fr.	Concord, N.C./Jay M. Robinson
2	Corey Washington	WR	5-8	155	Fr.	Miami, Fla./Miami Central	48	Colby Cross	LS	6-0	225	R-Fr.	Mooreville, N.C./Lake Norman
2	Rod Gattison	CB	6-0	195	Sr.	Hartsell, S.C./Georgia Military	51	Aaron Sanez	OL	6-2	290	R-Fr.	Clearwater, Fla./Clearwater
3	Calvin Jones	WR	5-10	180	R-So.	Forest City, N.C./East Rutherford	52	Antwann Fann	OL	6-3	320	R-Jr.	Perry, Ga./Kennesaw State
3	Samaurie Dukes	CB	5-10	185	So.	Miami, Fla./Miami HS	53	Zach Watson	OL	6-1	265	Fr.	Waycross, Ga./Ware County
4	DeAndre Tamarez	WR	5-11	180	R-Fr.	Overtown, Fla./Carol City	55	Richard Garrett	DL	6-4	250	R-Fr.	Jacksonville, Fla./Andrew Jackson
4	C.J. Williams	CB	5-10	170	Sr.	Gallion, Ala./Alabama	57	Tyler Anderson	LB	6-0	225	R-Fr.	Greensboro, N.C./Northern Guilford
5	Jalynn Williams	RB	5-10	205	Sr.	St. Petersburg, Fla./Toledo	58	Giovanni Ricciardi	LB	6-0	220	Jr.	Clemmons, N.C./West Forsyth
5	Hayward McQueen Jr.	LB	6-1	200	So.	Fort Lauderdale, Fla./TRU Prep Academy	59	Anthony Joseph	LB	5-9	195	R-Fr.	Winter Garden, Fla./West Orange
6	Terrence Horne Jr.	WR	5-8	185	Sr.	Miami, Fla./USF / Miramar	60	Therion Cannon	OL	6-3	270	R-So.	Ridgeland, S.C./UAB
6	Curtis Fann Jr.	DL	6-3	255	R-Jr.	Stillmore, Ga./Akron	61	Hudson Jones	OL	6-2	290	R-Fr.	Matthews, N.C./Charlotte Christian
7	David White Jr.	WR	6-4	200	Sr.	Jacksonville, Fla./Valdosta State	62	Peyton Davis	OL	6-2	305	R-So.	Mooreville, N.C./Lake Norman
7	Ed Jones IV	LB	6-1	205	Jr.	Arlington, Texas/Cisco College	63	Marselle Felton	OL	6-5	290	Fr.	Ackworth, Ga./North Cobb
8	Taron Dickens	QB	5-11	175	Fr.	Miami, Fla./Northwestern	64	Tyler Bailey	OL	6-1	260	Fr.	Sylva, N.C./Smoky Mountain
8	Va Lealaimatafao	LB	6-1	235	Sr.	San Antonio, Texas/Cisco College	65	Blake Ellsworth	OL	5-10	260	Fr.	Kennesaw, Ga./North Cobb
9	Cole Gonzales	QB	6-0	195	So.	Ocala, Fla./Trinity Catholic	66	Derek Simmons	OL	6-6	315	Jr.	Jacksonville, Fla./Abilene Christian
9	Micah Nelson	DE	6-3	265	Jr.	Murphy, N.C./Murphy	67	Steven Hamby	OL	6-5	285	Fr.	Statesville, N.C./Statesville
10	Censere Lee	WR	5-11	170	So.	Clearwater, Fla./Clearwater	69	Ashton Travis	OL	6-5	295	Jr.	Omaha, Neb./Iowa Central CC
10	Tahjae Mullix	DL	6-3	270	So.	Covington, Ga./Western Illinois	70	Christian Coulter	OL	6-5	320	Sr.	Thomson, Ga./Tusculum
11	Ajay Belanger	TE	6-3	245	Sr.	Green Cove Springs, Fla./Tusculum	71	Cade McClellan	OL	6-3	305	R-Fr.	Plant City, Fla./Durant
11	Caleb Fisher	DL	6-3	240	R-So.	Decatur, Ga./Columbia	72	Blake Whitmore	OL	6-2	295	R-Jr.	Raleigh, N.C./Millbrook
12	Brody Palhegyi	QB	5-10	175	R-So.	Fort Lauderdale, Fla./Cardinal Gibbons	73	Xavier Graham	OL	6-2	330	Jr.	Niceville, Fla./UMass
12	Ken Moore Jr.	CB	5-10	160	R-Fr.	Miami, Fla./Christopher Columbus	74	Tyler Smith	OL	6-8	310	R-Sr.	Laurinburg, N.C./Scotland County
13	Darian Anderson Jr.	CB	5-10	160	R-Fr.	Miami, Fla./Dade Christian School	75	Caleb Carter	OL	6-3	300	Jr.	Jacksonville, N.C./Southwest Onslow
13	Charlie Dean	QB	6-1	205	Jr.	Odessa, Fla./Harvard	76	Nate Linkous	OL	6-5	300	R-So.	Cramerton, N.C./Stuart W. Cramer
14	Santana Fleming	WR	6-0	160	Fr.	Fort Lauderdale, Fla./Western	78	Evan Carney	OL	6-3	305	R-Fr.	Nashville, Tenn./Christ Presbyterian Academy
14	Nick Louis	DB	6-2	195	Sr.	Miami, Fla./Independence CC	79	Aidan Alston	OL	6-2	300	R-Jr.	Southern Pines, N.C./Pinecrest
15	Jai Boyd	WR	6-2	170	Fr.	Winnboro, S.C./Fairfield Central	80	Rashad Davis	WR	5-11	185	Fr.	Miami, Fla./Northwestern
15	Antoine Williams	LB	5-10	200	R-Jr.	Birmingham, Ala./Austin Peay	81	Ca'Lique Cunningham	WR	5-9	185	R-Fr.	Rock Hill, S.C./Northwestern
16	Jordy Lowery	CB	5-11	190	R-Fr.	Bartow, Fla./Bartow	82	Nate Abraham	WR	5-9	180	R-Fr.	Charlotte, N.C./Providence Day School
17	Bennett Judy	QB	6-3	200	Fr.	Simpsonville, S.C./Hillcrest	83	Ryan Sindt	WR	5-8	170	R-Fr.	Fort Lauderdale, Fla./Fort Lauderdale
17	Malik Richardson	DE	6-4	245	R-Jr.	Sumter, S.C./Lakewood	84	Eric Rasheed	WR	5-9	160	Fr.	Hendersonville, N.C./Hendersonville
18	Malik Knight	WR	6-2	170	Fr.	Fort Lauderdale, Fla./Fort Lauderdale	85	David Hulbert	TE	6-4	220	Fr.	Charlotte, N.C./Charlotte Christian School
18	Antarron Turner	LB	6-2	225	R-Fr.	Kannapolis, N.C./A.L. Brown	86	Clayton Bardall	TE	6-3	235	R-Fr.	Cumming, Ga./North Forsyth
19	Zion Booker	WR	5-10	185	Fr.	Charlotte, N.C./Julius Chambers	87	Jake Young	TE	6-3	240	R-Fr.	Waxhaw, N.C./North Carolina
19	Jayelin Davis	DE	6-0	255	Sr.	North Augusta, S.C./Morgan State	89	Richard McCollum	K	5-9	175	R-Sr.	Sanford, N.C./Southern Lee
20	Corey Reddick Jr.	RB	5-10	175	R-Fr.	Delray Beach, Fla./Atlantic	90	Marlon Alexander	DL	6-0	305	Gr.	Smyrna, Tenn./Gardner-Webb
21	Andreas Keaton	S	6-2	200	Jr.	Powder Springs, Ga./Hillgrove	91	Jaquarius Guinn	DL	6-2	290	Jr.	Clover, S.C./Clover
22	Branson Adams	RB	5-9	185	So.	Greensboro, N.C./Dudley	92	Brandon Smiley	DL	6-2	295	R-Fr.	Durham, N.C./Palmetto Prep
24	Zayveon Wells	DB	5-10	185	Fr.	Sumter, S.C./Palmetto Prep Academy	93	Chris Morgan	DL	6-0	285	Jr.	Maiden, N.C./Maiden
25	Marlin Cochran	RB	5-11	195	Fr.	Miami, Fla./Miami Northwestern	96	Isaac McLellan	DE	6-2	245	R-Fr.	Rock Hill, S.C./Northwestern
26	Antonio Simpson	DB	5-10	185	Fr.	Altamonte Springs, Fla./Seminole	97	Caleb Bradford	DL	6-1	270	R-So.	Canton, N.C./Pisgah
27	Skylin Thomas	LB	5-10	205	R-Jr.	Lenoir, N.C./Hibriten	99	Ronald Wilson	DL	6-3	325	R-Jr.	Mocksville, N.C./Gardner-Webb
28	Markel Townsend	RB	5-8	175	Fr.	Columbia, S.C./A.C. Flora		Brandon Benjamin	RB	5-9	205	So.	Fort Myers, Fla./Missouri State
30	Kenyon Partridge	DE	6-3	225	Fr.	Decatur, Ga./Columbia		Levi Berryhill	WR	5-10	180	R-So.	Lexington, Ala./Rhodes College
31	Joe Junius Jr.	LB	5-11	190	Fr.	Hollywood, Fla./Chaminade-Madonna		Jaiden Bond	RB	5-9	190	So.	Boone, N.C./Watauga
32	Trevaughn Martinez	DB	5-10	175	Fr.	Fort Lauderdale, Fla./Dillard		Patrick Boyd Jr.	WR	5-10	160	Fr.	Fort Lauderdale, Fla./Fort Lauderdale
33	Lee Campbell	S	6-0	205	R-Fr.	Charlotte, N.C./Queen City Prep		Stephen Brantley	P	6-2	230	Fr.	Pilot Mountain, N.C./East Surry
34	Quenten Zanders	RB	5-8	175	Sth	Shelby, N.C./Cleveland CC		Psy Bumgarner	LS	5-9	200	Fr.	Sylva, N.C./Smoky Mountain
35	Christian Murphy	LB	6-1	220	R-Fr.	Fort Lauderdale, Fla./Dillard		Ty Handley	TE	6-2	210	Fr.	Franklin, N.C./Franklin
36	Ja'morri Downing	S	6-0	200	R-Fr.	Fort Lauderdale, Fla./Stranahan		Jackson Hensley	DL	6-4	220	Fr.	Maiden, N.C./Maiden
37	Marquis Lymon	S	5-10	205	R-Fr.	Delray Beach, Fla./Atlantic		Joshua McMullen	CB	5-10	185	R-Fr.	Miami, Fla./Booker T. Washington
38	Jhamari Pierre-Louis	S	5-11	195	R-Fr.	Delray Beach, Fla./Atlantic		Caden Robinson	WR	6-3	195	Fr.	Lake Junaluska, N.C./Pisgah
39	Brayden Blackmon	TE	6-3	230	Jr.	Duncan, S.C./Byrnes		Don Robinson III	CB	5-10	180	R-Fr.	Winston-Salem, N.C./West Forsyth
40	Cory Hennings	S	6-1	210	R-So.	Matthews, N.C./Weddington		Corbin Shirley	K	5-10	160	R-Fr.	Seneca, S.C./Seneca
41	Camury Reid	RB	5-11	190	R-Fr.	Gastonia, N.C./Forestview		Cam Smith	DB	6-0	180	Fr.	New London, N.C./North Stanly
42	Jayion McMillan	S	5-9	185	R-Fr.	Chapel Hill, N.C./Ahop Christian Leadership Academy		Cade Snotherly	WR	6-0	195	Jr.	Ramseur, N.C./Emory & Henry
43	Walter Gibson	DB	5-11	190	R-Jr.	Apex, N.C./Apex		James Tyre	RB	5-10	160	Fr.	Suwanee, Ga./Lambert

#SoConFB

2023 SCHEDULE

Sept. 2 (4 p.m.) at Arkansas		Oct. 21 (2:30 p.m.) Furman*	
Sept. 9 (2:30 p.m.) Samford*		Oct. 28 (2:30 p.m.) Mercer*	
Sept. 16 (TBA) at Eastern Kentucky		Nov. 4 (3 p.m.) at Wofford*	
Sept. 23 (2:30 p.m.) Charleston Southern		Nov. 11 (1 p.m.) ETSU*	
Sept. 30 (2 p.m.) at The Citadel*		Nov. 18 (TBA) at VMI*	
Oct. 7 (4 p.m.) at Chattanooga*			

* Southern Conference game

WESTERN CAROLINA CATAMOUNTS

Basic information

Location: Cullowhee, N.C.
 Founded: 1889
 Enrollment: 10,586
 Nickname: Catamounts
 Colors: Purple and Gold
 Chancellor: Dr. Kelli R. Brown
 Director of athletics: Alex Gary
 Stadium: E.J. Whitmire Stadium
 Capacity: 13,790

Media relations

Football contact: Daniel Hooker
 Email: dhooker@email.wcu.edu
 Office: 828-227-2339
 Cell: 828-508-2494
 Press box phone: 828-227-2116
 Website: CatamountSports.com

Team information

2022 record: 6-5
 SoCon record: 4-4 (5th)
 Home: 4-1
 Away: 2-4
 Lettermen returning/lost: 54/18
 Off. starters returning/lost: 6/5
 Def. starters returning/lost: 7/4
 Specialists returning/lost: 2/2
 Basic offense Pro Spread
 Basic defense 4-2-5



Daniel Hooker
Football SID

SoCon titles (0)

FCS Playoff appearances (1)

1983



**WESTERN CAROLINA RUNNING BACK
DESMOND REID**



WESTERN CAROLINA DEFENSIVE BACK ANDREAS KEATON



WESTERN CAROLINA



2022 INDIVIDUAL STATISTICS

2022 TEAM STATISTICS

TEAM STATISTICS	WCU	OPP
SCORING	351	351
Points Per Game	31.9	31.9
Points Off Turnovers	37	73
FIRST DOWNS	270	243
Rushing	114	109
Passing	140	103
Penalty	16	31
RUSHING YARDAGE	2027	2010
Yards gained rushing	2293	2287
Yards lost rushing	266	277
Rushing Attempts	401	454
Average Per Rush	5.1	4.4
Average Per Game	184.3	182.7
TDs Rushing	13	22
PASSING YARDAGE	3312	2285
Comp-Att-Int	262-400-20	177-301-6
Average Per Pass	8.3	7.6
Average Per Catch	12.6	12.9
Average Per Game	301.1	207.7
TDs Passing	30	24
TOTAL OFFENSE	5339	4295
Total Plays	801	755
Average Per Play	6.7	5.7
Average Per Game	485.4	390.5
KICK RETURNS: #-Yards	44-843	25-549
PUNT RETURNS: #-Yards	17-133	16-92
INT RETURNS: #-Yards	6-89	20-111
KICK RETURN AVERAGE	19.2	22.0
PUNT RETURN AVERAGE	7.8	5.8
INT RETURN AVERAGE	14.8	5.6
FUMBLES-LOST	15-6	14-5
PENALTIES-Yards	87-909	59-598
Average Per Game	82.6	54.4
PUNTS-Yards	36-1516	53-2185
Average Per Punt	42.1	41.2
Net punt average	37.9	38.3
KICKOFFS-Yards	70-3928	63-3612
Average Per Kick	56.1	57.3
Net kick average	37.9	38.0
TIME OF POSSESSION/Game	30:01	29:59
3RD-DOWN Conversions	60/146	70/153
3rd-Down Pct	41%	46%
4TH-DOWN Conversions	10/21	7/19
4th-Down Pct	48%	37%
SACKS BY-Yards	32-194	22-131
MISC YARDS	0	0
TOUCHDOWNS SCORED	43	47
FIELD GOALS-ATTEMPTS	17-19	7-10
ON-SIDE KICKS	0-0	0-1
RED-ZONE SCORES	(38-49) 78%	(38-44) 86%
RED-ZONE TOUCHDOWNS	(23-49) 47%	(31-44) 70%
PAT-ATTEMPTS	(40-41) 98%	(44-45) 98%
ATTENDANCE	49379	75715
Games/Avg Per Game	5/9876	6/12619

SCORE BY QUARTERS

	1st	2nd	3rd	4th	Total
WCU	76	77	92	106	351
Opponents	98	113	75	65	351

RUSHING	GP	Att	Gain	Loss	Net	Avg	TD	Long	Avg/G
Desmond Reid	10	119	869	43	826	6.9	4	58	82.6
TJ Jones	10	86	426	3	423	4.9	4	22	42.3
Carlos Davis	7	68	327	106	221	3.2	0	24	31.6
Jalynn Williams	10	41	207	3	204	5.0	2	24	20.4
Cole Gonzales	8	43	217	70	147	3.4	1	38	18.4
Corey Reddick, Jr.	4	20	120	1	119	5.9	1	25	29.8
Brody Palhegyi	2	4	53	0	53	13.2	0	30	26.5
Kason Lincke	1	1	34	0	34	34.0	1	34	34.0
Camury Reid	4	8	18	5	13	1.6	0	7	3.2
Quenten Zanders	1	2	11	0	11	5.5	0	9	11.0
Brandon Benjamin	2	1	7	0	7	7.0	0	7	3.5
Branson Adams	4	1	3	0	3	3.0	0	3	0.8
Brandon Dickerson	11	1	1	0	1	1.0	0	1	0.1
Samuel Cornett	2	1	0	2	-2	-2.0	0	0	-1.0
TEAM	9	5	0	33	-33	-6.6	0	0	-3.7
Total.....	11	401	2293	266	2027	5.1	13	58	184.3
Opponents.....	11	454	2287	277	2010	4.4	22	62	182.7

PASSING	GP	Effic	Comp-Att-Int	Pct	Yards	TD	Long	Avg/G
Carlos Davis	7	149.59	148-220-13	67.3	1837	16	75	262.4
Cole Gonzales	8	146.91	102-161-7	63.4	1336	11	69	167.0
Parish Metzger	2	133.20	3-7-0	42.9	36	1	18	18.0
Brody Palhegyi	2	167.87	4-6-0	66.7	33	1	20	16.5
Samuel Cornett	2	316.90	4-4-0	100.0	64	1	36	32.0
TEAM	9	0.00	0-1-0	0.0	0	0	0	0.0
Richard McCollum	11	150.40	1-1-0	100.0	6	0	6	0.5
Total.....	11	149.80	262-400-20	65.5	3312	30	75	301.1
Opponents.....	11	144.90	177-301-6	58.8	2285	24	60	207.7

RECEIVING	G	No.	Yds	Avg	TD	Lg	Avg/G
Raphael Williams	11	47	658	14.0	6	73	59.8
Censere Lee	11	36	634	17.6	6	72	57.6
TJ Jones	10	32	215	6.7	1	19	21.5
Jalynn Williams	10	31	303	9.8	1	30	30.3
Desmond Reid	10	21	212	10.1	1	43	21.2
David White	11	20	384	19.2	5	75	34.9
Ajay Belanger	9	20	176	8.8	1	18	19.6
Terrence Horne	11	12	211	17.6	4	49	19.2
Clayton Bardall	10	11	163	14.8	0	47	16.3
Toler Keigley	11	10	162	16.2	2	31	14.7
Corey Reddick, Jr.	4	7	54	7.7	1	20	13.5
AJ Colombo	11	5	36	7.2	0	19	3.3
De'Andre Tamarez	4	3	62	20.7	2	36	15.5
Brayden Blackmon	9	2	23	11.5	0	17	2.6
Malik Knight	3	2	20	10.0	0	11	6.7
Caleb Scott	11	1	6	6.0	0	6	0.5
Branson Adams	4	1	-1	-1.0	0	0	-0.2
Carlos Davis	7	1	-6	-6.0	0	0	-0.9
Total.....	11	262	3312	12.6	30	75	301.1
Opponents.....	11	177	2285	12.9	24	60	207.7

SCORING	TD	FGs	kick	Rush	Rcv	Pass	DXP	Saf	Pts
Jacob Harris	9	18	17	35					
Micah Nelson	11	14	21	35	3.0-22				3.0-22
Samaurie Dukes	11	21	12	33	2.0-4				
Total.....	11	414	347	761	64-268				32-194
Opponents.....	11	473	307	780	59.0-241				22-131

TOTAL OFFENSE	GP	Plays	Rush	Pass	Total	Avg/G
Carlos Davis	7	288	221	1837	2058	294.0
Cole Gonzales	8	204	147	1336	1483	185.4
Desmond Reid	10	119	826	0	826	82.6
TJ Jones	10	86	423	0	423	42.3
Jalynn Williams	10	41	204	0	204	20.4
Corey Reddick, Jr.	4	20	119	0	119	29.8
Brody Palhegyi	2	10	53	33	86	43.0
Samuel Cornett	2	5	-2	64	62	31.0
Parish Metzger	2	7	0	36	36	18.0
Kason Lincke	1	1	34	0	34	34.0
Camury Reid	4	8	13	0	13	3.2
Quenten Zanders	1	2	11	0	11	11.0
Brandon Benjamin	2	1	7	0	7	3.5
Richard McCollum	11	1	0	6	6	0.5
Branson Adams	4	1	3	0	3	0.8
Brandon Dickerson	11	1	1	0	1	0.1
TEAM	9	6	-33	0	-33	-3.7
Total.....	11	801	2027	3312	5339	485.4
Opponents.....	11	755	2010	2285	4295	390.5

INTERCEPTIONS	No.	Yards	Avg	TD	Long
Andreas Keaton	2	45	22.5	0	30
Taurus Dotson, Jr.	2	38	19.0	0	20
Jacob Harris	1	0	0.0	0	0
Rod Gattison	1	6	6.0	0	6
Total.....	6	89	14.8	0	30
Opponents.....	20	111	5.6	0	39

KICK RETURNS	No.	Yards	Avg	TD	Long
Terrence Horne	18	380	21.1	0	39
AJ Colombo	11	258	23.5	0	35
Jalynn Williams	6	95	15.8	0	30
Samaurie Dukes	2	39	19.5	0	30
Darian Anderson	2	30	15.0	0	20
Blue Monroe	2	14	7.0	0	13
Jayelin Davis	1	10	10.0	0	10
De'Andre Tamarez	1	5	5.0	0	5
Nick Louis	1	12	12.0	0	12
Total.....	44	843	19.2	0	39
Opponents.....	25	549	22.0	1	97

TACKLES	GP	Solo	Ast	Total	TFL/Yds	Sacks/Yds
Andreas Keaton	11	47	25	72	1.5-1	
Hayward McQueen	11	27	31	58	3.0-9	1.0-6
Aiava Lealaimatafao	11	26	26	52	2.0-18	2.0-18
Mateo Sudjipo	11	26	20	46	3.0-11	2.0-9
K.J. Milner	11	24	21	45	7.0-32	6.0-31
Ed Jones IV	11	20	18	38	5.0-18	2.0-14
Rod Gattison	11	21	14	35	2.0-6	

ALL PURPOSE	GP	Rush	Rcv	PR	KR	IR	Total	Avg/G
Desmond Reid	10	826	212	0	0	0	1038	103.8
Raphael Williams	11	0	658	0	0	0	658	59.8
TJ Jones	10	423	215	0	0	0	638	63.8
Censere Lee	11	0	634	0	0	0	634	57.6
Jalynn Williams	10	204	303	11	95	0	613	61.3
Total.....	11	2027	3312	133	843	89	6404	582.2
Opponents.....	11	2010	2285	92	549	111	5047	458.8

FIELD GOALS	Made-Att	Pct	01-19	20-29	30-39	40-49	50-99	Long	Blkd
Richard McCollum	17-19	89.5	1-1	5-7	6-6	5-5	0-0	44	1

PUNTING	No.	Yds	Avg	Long	TB	FC	I20	50+	Blkd
Brandon Dickerson	31	1355	43.7	61	3	8	13	7	0
Brady Elms	4	161	40.2	53	0	1	2	1	0
TEAM	1	0	0.0						

CATAMOUNTS



2022 RESULTS (6-5, 4-4 SOCON; 5TH)

Date	Opponent	W/L	Score	Attendance
Sept. 3	at Charleston Southern	W	52-38	3,922
Sept. 10	at Georgia Tech	L	17-35	36,486
Sept. 17	PRESBYTERIAN	W	77-21	11,776
Sept. 24	at #21 Samford*	L	12-35	7,519
Oct. 1	VMI*	W	38-17	11,103
Oct. 8	at #12 Mercer*	L	6-49	10,927
Oct. 15	at Furman*	L	40-47	9,617
Oct. 22	THE CITADEL*	L	21-34	7,304
Nov. 5	WOFFORD*	W	36-29	10,107
Nov. 12	at ETSU*	W	20-17	7,244
Nov. 19	#17 CHATTANOOGA*	W	32-29	9,089

* Southern Conference game

2022 TEAM GAME-BY-GAME

Date	Opponent	Rushing				Receiving				Passing				Kick returns				Punt returns				Total off	
		No.	Yds	TD	Lg	No.	Yds	TD	Lg	Cmp	Att	Int	Yds	TD	Lg	No	Yds	TD	Lg	No	Yds		TD
Sept. 3	at Charleston Southern	38	183	1	43	28	433	6	72	28	36-2	433	6	72	4	81	0	30	3	9	0	10	616
Sept. 10	at Georgia Tech	40	119	0	16	24	271	2	49	24	35-3	271	2	49	2	42	0	22	2	34	0	22	390
Sept. 17	PRESBYTERIAN	36	384	5	58	26	382	6	49	26	33-0	382	6	49	4	125	0	39	1	7	0	7	766
Sept. 24	at Samford	43	146	0	24	31	310	0	30	31	47-2	310	0	30	2	41	0	21	1	7	0	7	456
Oct. 1	VMI	38	161	1	22	33	360	4	69	33	50-2	360	4	69	3	57	0	24	5	53	0	39	521
Oct. 8	at Mercer	31	74	0	22	17	175	0	47	17	30-4	175	0	47	7	45	0	15	2	6	0	6	249
Oct. 15	at Furman	35	229	1	24	30	462	4	75	30	44-1	462	4	75	4	100	0	31	1	10	0	10	691
Oct. 22	THE CITADEL	27	185	1	36	13	159	2	33	13	25-2	159	2	33	6	107	0	26	0	0	0	0	344
Nov. 5	WOFFORD	50	247	2	17	16	268	2	73	16	24-1	268	2	73	5	104	0	35	1	7	0	7	515
Nov. 12	at ETSU	37	207	0	38	20	268	2	43	20	38-2	268	2	43	2	35	0	18	0	0	0	0	475
Nov. 19	CHATTANOOGA	26	92	2	24	24	224	2	29	24	38-1	224	2	29	5	106	0	34	1	0	0	0	316
	Totals	401	2027	13	58	262	3312	30	75	262	400-20	3312	30	75	44	843	0	39	17	133	0	39	5339
	Opponent	454	2010	22	62	177	2285	24	60	177	301-6	2285	24	60	25	549	1	97	16	92	0	29	4295

Games: 11
 Avg/rush: 5.1
 Avg/catch: 12.6
 Pass effic: 149.80
 KR avg: 19.2
 PR avg: 7.8
 All purpose avg/game: 582.2
 Total offense avg/gm: 485.4

Date	Opponent	Tackles			TFL-Yds	Sacks	Fumble		Pass defense			Blkd Kick	PAT attempts			Saf	Pts
		Solo	Asst	Total			No-Yds	FF	FR-Yds	Int-Yds	QBH		Brk	Att-Mad	Run		
Sept. 3	at Charleston Southern	49	12	61	9.0-52	6.0-46	3	1-18	1-20	2	8	0	7-7	0	0	0	52
Sept. 10	at Georgia Tech	30	24	54	3.0-9	0.0-0	0	0-0	1-6	0	2	0	2-2	0	0	0	17
Sept. 17	PRESBYTERIAN	38	24	62	11.0-50	7.0-43	1	0-0	0-0	4	1	0	11-11	0	0	0	77
Sept. 24	at Samford	39	22	61	8.0-35	4.0-25	0	0-0	1-15	1	3	0	0-0	0	0	0	12
Oct. 1	VMI	41	14	55	11.0-50	7.0-38	2	1-0	2-30	3	8	0	5-5	0	0	0	38
Oct. 8	at Mercer	28	49	77	0.0-0	0.0-0	1	1-0	0-0	0	1	0	0-0	0	0	0	6
Oct. 15	at Furman	33	58	91	4.0-7	1.0-1	2	1-0	0-0	0	0	0	5-4	0	0	0	40
Oct. 22	THE CITADEL	50	40	90	1.0-2	0.0-0	0	0-0	0-0	0	0	0	3-3	0	0	0	21
Nov. 5	WOFFORD	26	30	56	4.0-16	1.0-10	0	0-0	0-0	6	6	0	3-3	0	0	0	36
Nov. 12	at ETSU	37	30	67	6.0-28	3.0-20	2	1-0	0-0	2	5	0	2-2	0	0	0	20
Nov. 19	CHATTANOOGA	43	44	87	7.0-19	3.0-10	1	0-0	1-18	7	2	0	3-3	0	1	0	32
	Totals	414	347	761	64.0-268	32.0-193	12	5-18	6-89	25	36	0	41-40	0	1	0	351
	Opponent	473	307	780	59.0-241	21.0-131	7	6-0	20-111	31	37	3	45-44	0	1	1	351

Date	Opponent	Punting							Field goals				Kickoffs					
		No	Yds	Avg	Long	Blkd	TB	FC	50+	120	Att-Made	Lg	Blkd	No	Yds	Avg	TB	OB
Sept. 3	at Charleston Southern	3	145	48.3	58	0	0	0	2	2	1-1	42	0	9	542	60.2	5	0
Sept. 10	at Georgia Tech	3	127	42.3	45	0	0	1	0	0	1-1	44	0	4	250	62.5	1	0
Sept. 17	PRESBYTERIAN	4	161	40.2	53	0	0	1	1	2	0-0	0	0	12	692	57.7	6	1
Sept. 24	at Samford	3	126	42.0	46	0	0	2	0	1	4-4	31	0	5	270	54.0	2	0
Oct. 1	VMI	4	134	33.5	54	1	1	0	1	2	2-1	20	0	7	416	59.4	3	0
Oct. 8	at Mercer	4	158	39.5	46	0	0	1	0	1	2-2	43	0	3	171	57.0	1	0
Oct. 15	at Furman	3	150	50.0	61	0	1	1	2	1	3-2	27	1	7	374	53.4	2	0
Oct. 22	THE CITADEL	2	67	33.5	37	0	0	1	0	1	0-0	0	0	4	150	37.5	2	0
Nov. 5	WOFFORD	2	88	44.0	47	0	0	0	1	3-3	36	0	8	512	64.0	6	0	
Nov. 12	at ETSU	2	86	43.0	45	0	0	1	0	1	2-2	40	0	4	185	46.2	1	0
Nov. 19	CHATTANOOGA	6	274	45.7	58	0	1	1	2	3	1-1	34	0	7	366	52.3	0	1
	Totals	36	1516	42.1	61	1	3	9	8	15	19-17	44	1	70	3928	56.1	29	2
	Opponent	53	2185	41.2	61	0	1	16	6	15	10-7	50	0	63	3612	57.3	15	2



WESTERN CAROLINA

WESTERN CAROLINA VS. 2023 OPPONENTS

Arkansas 0, Western Carolina 0

First meeting

Sam Pittman vs. WCU: 0-0

Kerwin Bell vs. ARK: 0-0

Samford 17, Western Carolina 3

At SAM: SAM leads 10-1

At WCU: SAM leads 7-2

Chris Hatcher vs. WCU: 9-2 (3-0 GSU, 6-2 SAM)

Kerwin Bell vs. SAM: 0-3 (0-1 JU, 0-2 WCU)

Last SAM win: 35-12 in 2022

Last WCU win: 38-34 in 2017

Longest SAM streak: 11 (1991-14)

Longest WCU streak: 1 (1969; 2015; 2017)

Last 10 meetings: SAM leads 8-2

Current streak: SAM has won five

Largest SAM win: 62-23 in 2013

Largest WCU win: 47-13 in 1969

Year	Winner	Score	Site
1969	WCU	47-13	Birmingham, Ala.
1991	SAM	16-3	Cullowhee, N.C.
1992	SAM	30-6	Birmingham, Ala.
1997	SAM	19-0	Birmingham, Ala.
1999	SAM	35-32 (OT)	Cullowhee, N.C.
2008	SAM	21-6	Cullowhee, N.C.
2009	SAM	16-3	Birmingham, Ala.
2010	SAM	38-7	Cullowhee, N.C.
2011	SAM	52-24	Birmingham, Ala.
2012	SAM	25-21	Cullowhee, N.C.
2013	SAM	62-23	Birmingham, Ala.
2014	SAM	34-20	Birmingham, Ala.
2015	WCU	56-36	Cullowhee, N.C.
2016	SAM	30-17	Birmingham, Ala.
2017	WCU	38-34	Cullowhee, N.C.
2018	SAM	66-28	Birmingham, Ala.
2019	SAM	31-13	Cullowhee, N.C.
2020-21	SAM	55-27	Birmingham, Ala.
2021	SAM	42-37	Cullowhee, N.C.
2022	SAM	35-12	Birmingham, Ala.

Eastern Kentucky 5, Western Carolina 2

At ECU: ECU leads 3-1

At WCU: ECU leads 2-1

Walt Wells vs. WCU: 2-0

Kerwin Bell vs. ECU: 0-1

Last ECU win: 31-28 in 2021

Last WCU win: 24-7 in 2009

Longest ECU streak: 2 (twice)

Longest WCU streak: 1 (2006, 2009)

Last 10 meetings: ECU leads 5-2

Current streak: ECU has won two

Largest ECU win: 49-17 in 2020-21

Largest WCU win: 24-7 in 2009

Year	Winner	Score	Site
1988	ECU	32-14	Cullowhee, N.C.
1989	ECU	31-13	Richmond, Ky.
2006	WCU	20-17	Cullowhee, N.C.
2007	ECU	45-21	Richmond, Ky.
2009	WCU	24-7	Richmond, Ky.
2020-21	ECU	49-17	Richmond, Ky.
2022	ECU	31-28	Cullowhee, N.C.

Western Carolina 1, Charleston Southern 0

At CSU: WCU leads 1-0

At WCU: N/A

Gabe Giardina vs. WCU: 0-0

Kerwin Bell vs. CSU: 3-0 (2-0 JU, 1-0 WCU)

Last CSU win: N/A

Last WCU win: 52-38 in 2022

Longest CSU streak: N/A

Longest WCU streak: 1 (2022)

Last 10 meetings: WCU leads 1-0

Current streak: WCU has won one

Largest CSU win: N/A

Largest WCU win: 52-38 in 2022

Year	Winner	Score	Site
2022	WCU	52-38	Charleston, S.C.

The Citadel 27, Western Carolina 19, 1 tie

At CIT: CIT leads 14-8

At WCU: CIT leads 13-11

At neutral sites: Series tied 0-0-1

Maurice Drayton vs. WCU: 0-0



WESTERN CAROLINA QUARTERBACK COLE GONZALES

Kerwin Bell vs. CIT: 1-1

Last CIT win: 34-21 in 2022

Last WCU win: 45-31 in 2021

Longest CIT streak: 5 (2004-08)

Longest WCU streak: 3, three times

Last 10 meetings: CIT leads 6-4

Current streak: CIT has won one

Largest CIT win: 38-13 in 1991

Largest WCU win: 44-17 in 1983

Year	Winner	Score	Site
1972	WCU	10-0	Charleston, S.C.
1977	CIT	20-0	Charleston, S.C.
1978	WCU	38-24	Cullowhee, N.C.
1979	CIT	21-19	Charleston, S.C.
1980	CIT	28-21	Cullowhee, N.C.
1981	CIT	12-3	Charleston, S.C.
1982	CIT	24-20	Cullowhee, N.C.
1983	WCU	44-17	Charleston, S.C.
1984	CIT	34-33	Cullowhee, N.C.
1985	CIT	10-3	Charleston, S.C.
1986	WCU	27-12	Cullowhee, N.C.
1987	CIT	38-24	Charleston, S.C.
1988	CIT	27-21	Cullowhee, N.C.
1989	Tie	22-22	Columbia, S.C.
1990	CIT	28-10	Cullowhee, N.C.
1991	CIT	38-13	Charleston, S.C.
1992	CIT	36-31	Cullowhee, N.C.
1993	WCU	38-18	Cullowhee, N.C.
1994	WCU	42-38	Charleston, S.C.
1995	WCU	31-14	Cullowhee, N.C.
1996	CIT	28-14	Charleston, S.C.
1997	WCU	45-25	Cullowhee, N.C.
1998	WCU	14-8	Charleston, S.C.
1999	WCU	24-17	Cullowhee, N.C.
2000	CIT	17-10	Charleston, S.C.
2001	WCU	28-25	Cullowhee, N.C.
2002	WCU	37-34	Charleston, S.C.
2003	WCU	28-21	Cullowhee, N.C.

2004	CIT	17-0	Charleston, S.C.
2005	CIT	17-7	Cullowhee, N.C.
2006	CIT	30-27 (OT)	Charleston, S.C.
2007	CIT	37-31	Cullowhee, N.C.
2008	CIT	34-14	Charleston, S.C.
2009	WCU	14-10	Cullowhee, N.C.
2010	WCU	24-13	Charleston, S.C.
2011	CIT	35-7	Cullowhee, N.C.
2012	CIT	45-31	Charleston, S.C.
2013	CIT	28-21	Cullowhee, N.C.
2014	WCU	29-15	Cullowhee, N.C.
2015	CIT	28-10	Charleston, S.C.
2016	CIT	37-14	Cullowhee, N.C.
2017	WCU	31-19	Charleston, S.C.
2018	CIT	38-24	Cullowhee, N.C.
2019	CIT	35-17	Charleston, S.C.
2020-21	WCU	21-14	Cullowhee, N.C.
2021	WCU	45-31	Charleston, S.C.
2022	CIT	34-21	Cullowhee, N.C.

Chattanooga 30, Western Carolina 18

At UTC: UTC leads 17-6

At WCU: UTC leads 13-12

Rusty Wright vs. WCU: 2-1

Kerwin Bell vs. UTC: 1-1

Last UTC win: 45-17 in 2021

Last WCU win: 32-29 in 2022

Longest UTC streak: 8 (2009-16)

Longest WCU streak: 4 (1991-94)

Last 10 meetings: UTC leads 8-2

Current streak: WCU has won one

Largest UTC win: 51-0 in 2014

Largest WCU win: 53-15 in 1994; 45-7 in 2017

Year	Winner	Score	Site
1973	WCU	14-0	Cullowhee, N.C.
1975	UTC	27-6	Chattanooga, Tenn.
1976	UTC	28-14	Cullowhee, N.C.
1977	UTC	21-10	Cullowhee, N.C.

#SoConFB

WESTERN CAROLINA VS. 2023 OPPONENTS

1978	WCU	31-21	Chattanooga, Tenn.
1979	UTC	42-35	Cullowhee, N.C.
1980	UTC	39-14	Chattanooga, Tenn.
1981	WCU	24-10	Cullowhee, N.C.
1982	WCU	20-0	Cullowhee, N.C.
1983	WCU	25-15	Cullowhee, N.C.
1984	UTC	10-6	Chattanooga, Tenn.
1985	UTC	23-3	Cullowhee, N.C.
1986	UTC	34-7	Chattanooga, Tenn.
1987	UTC	13-11	Cullowhee, N.C.
1988	UTC	19-14	Chattanooga, Tenn.
1989	WCU	26-20	Cullowhee, N.C.
1990	UTC	23-21	Chattanooga, Tenn.
1991	WCU	27-24	Cullowhee, N.C.
1992	WCU	44-13	Chattanooga, Tenn.
1993	WCU	41-10	Chattanooga, Tenn.
1994	WCU	53-15	Cullowhee, N.C.
1995	UTC	35-14	Chattanooga, Tenn.
1996	UTC	20-6	Cullowhee, N.C.
1997	UTC	24-21	Chattanooga, Tenn.
1998	WCU	24-21	Cullowhee, N.C.
1999	UTC	56-28	Chattanooga, Tenn.
2000	WCU	41-36	Cullowhee, N.C.
2001	WCU	21-3	Chattanooga, Tenn.
2002	WCU	45-28	Cullowhee, N.C.
2003	UTC	38-0	Chattanooga, Tenn.
2004	UTC	27-24	Cullowhee, N.C.
2005	WCU	38-20	Chattanooga, Tenn.
2006	UTC	20-17 (OT)	Cullowhee, N.C.
2007	UTC	39-21	Chattanooga, Tenn.
2008	WCU	27-7	Cullowhee, N.C.
2009	UTC	24-20	Chattanooga, Tenn.
2010	UTC	27-21	Cullowhee, N.C.
2011	UTC	51-7	Chattanooga, Tenn.
2012	UTC	45-24	Cullowhee, N.C.
2013	UTC	42-21	Chattanooga, Tenn.
2014	UTC	51-0	Cullowhee, N.C.
2015	UTC	41-13	Chattanooga, Tenn.
2016	UTC	38-25	Cullowhee, N.C.
2017	WCU	45-7	Chattanooga, Tenn.
2018	UTC	26-6	Cullowhee, N.C.
2019	UTC	60-36	Chattanooga, Tenn.
2021	UTC	45-17	Chattanooga, Tenn.
2022	WCU	32-29	Cullowhee, N.C.

Furman 35, Western Carolina 13, 2 ties

At FUR: FUR leads 19-6-1
At WCU: FUR leads 16-7-1
Clay Hendrix vs. WCU: 5-1
Kerwin Bell vs. FUR: 1-1
Last FUR win: 47-40 in 2022
Last WCU win: 43-42 in 2021
Longest FUR streak: 8 (2006-13)
Longest WCU streak: 3 (1992-94)
Last 10 meetings: FUR leads 7-3
Current streak: FUR has won one
Largest FUR win: 34-0 in 1975
Largest WCU win: 48-10 in 2015

Year	Winner	Score	Site
1971	FUR	21-14	Greenville, S.C.
1972	WCU	20-15	Cullowhee, N.C.
1975	FUR	34-0	Greenville, S.C.
1977	Tie	24-24	Greenville, S.C.
1978	FUR	24-7	Cullowhee, N.C.
1979	FUR	23-14	Greenville, S.C.
1980	FUR	28-14	Cullowhee, N.C.
1981	FUR	31-27	Cullowhee, N.C.
1982	FUR	12-6	Greenville, S.C.
1983	Tie	17-17	Cullowhee, N.C.
1983*	WCU	14-7	Greenville, S.C.
1984	WCU	20-19	Greenville, S.C.
1985	FUR	31-27	Cullowhee, N.C.
1986	WCU	19-13	Greenville, S.C.
1987	WCU	20-14	Cullowhee, N.C.
1988	FUR	31-0	Greenville, S.C.
1989	FUR	17-3	Cullowhee, N.C.
1990	FUR	42-9	Greenville, S.C.
1991	FUR	42-14	Cullowhee, N.C.
1992	WCU	29-27	Greenville, S.C.
1993	WCU	23-20	Cullowhee, N.C.
1994	WCU	35-24	Greenville, S.C.
1995	FUR	31-21	Cullowhee, N.C.
1996	FUR	45-30	Greenville, S.C.

1997	WCU	17-16	Cullowhee, N.C.
1998	FUR	31-7	Greenville, S.C.
1999	FUR	27-19	Cullowhee, N.C.
2000	FUR	38-14	Greenville, S.C.
2001	FUR	31-13	Cullowhee, N.C.
2002	FUR	24-23	Greenville, S.C.
2003	FUR	19-13	Cullowhee, N.C.
2004	FUR	31-10	Greenville, S.C.
2005	WCU	41-21	Cullowhee, N.C.
2006	FUR	42-7	Greenville, S.C.
2007	FUR	52-21	Cullowhee, N.C.
2008	FUR	28-21	Greenville, S.C.
2009	FUR	33-14	Cullowhee, N.C.
2010	FUR	31-17	Greenville, S.C.
2011	FUR	47-21	Cullowhee, N.C.
2012	FUR	45-24	Greenville, S.C.
2013	FUR	32-20	Cullowhee, N.C.
2014	WCU	35-17	Greenville, S.C.
2015	WCU	48-10	Cullowhee, N.C.
2016	FUR	49-21	Greenville, S.C.
2017	FUR	28-6	Cullowhee, N.C.
2018	FUR	44-38	Greenville, S.C.
2019	FUR	28-7	Cullowhee, N.C.
2020-21	FUR	35-17	Greenville, S.C.
2021	WCU	43-42	Cullowhee, N.C.
2022	FUR	47-40	Greenville, S.C.

*NCAA Playoffs

Mercer 7, Western Carolina 2

At MER: MER leads 4-1
At WCU: MER leads 3-1
Drew Cronin vs. WCU: 3-0
Kerwin Bell vs. MER: 0-3 (0-1 JU, 0-2 WCU)
Last MER win: 49-6 in 2022
Last WCU win: 24-21 in 2015
Longest MER streak: 7 (2016-22)
Longest WCU streak: 2 (2014-15)
Last 10 meetings: MER leads 7-2
Current streak: MER has won seven
Largest MER win: 49-6 in 2022

Year	Winner	Score	Site
2014	WCU	35-21	Macon, Ga.
2015	WCU	24-21	Cullowhee, N.C.
2016	MER	38-24	Macon, Ga.
2017	MER	35-33	Cullowhee, N.C.
2018	MER	59-46	Macon, Ga.
2019	MER	49-27	Cullowhee, N.C.
2020-21	MER	45-28	Macon, Ga.
2021	MER	34-24	Cullowhee, N.C.
2022	MER	49-6	Macon, Ga.

Wofford 28, Western Carolina 16

At WCU: Series tied 11-11
At WOF: WOF leads 16-5
At neutral sites: WOF leads 1-0
Kerwin Bell vs. WOF: 2-0
Shawn Watson vs. WCU: 0-1
Last WCU win: 36-29 in 2022
Last WOF win: 59-7 in 2019
Longest WCU streak: 8 (1977-96)
Longest WOF streak: 8 (2006-13)
Last 10 meetings: WOF leads 6-4
Current streak: WCU has won two
Largest WCU win: 41-6 in 1977; 56-21 in 1979
Largest WOF win: 59-7 in 2019

Year	Winner	Score	Site
1952	WOF	20-13	Spartanburg, S.C.
1953	WOF	7-6	Cullowhee, N.C.
1955	WOF	21-7	Spartanburg, S.C.
1956	WOF	39-7	Spartanburg, S.C.
1957	WOF	28-7	Spartanburg, S.C.
1958	WOF	29-15	Asheville, N.C.
1970	WOF	29-22	Spartanburg, S.C.
1971	WCU	31-13	Cullowhee, N.C.
1974	WCU	21-9	Spartanburg, S.C.
1975	WOF	23-14	Cullowhee, N.C.
1976	WOF	10-6	Spartanburg, S.C.
1977	WCU	41-6	Cullowhee, N.C.
1978	WCU	26-11	Spartanburg, S.C.



WESTERN CAROLINA LINEBACKER VA LEALAIMATAFAO



WESTERN CAROLINA

WESTERN CAROLINA VS. 2023 OPPONENTS

1979	WCU	56-21	Cullowhee, N.C.
1981	WCU	37-30	Spartanburg, S.C.
1982	WCU	36-17	Cullowhee, N.C.
1983	WCU	37-20	Cullowhee, N.C.
1984	WCU	31-0	Cullowhee, N.C.
1996	WCU	24-6	Cullowhee, N.C.
1997	WOF	17-7	Cullowhee, N.C.
1998	WOF	17-10	Spartanburg, S.C.
1999	WOF	35-21	Cullowhee, N.C.
2000	WOF	40-31	Spartanburg, S.C.
2001	WCU	31-28	Cullowhee, N.C.
2002	WOF	31-24	Spartanburg, S.C.
2003	WOF	38-6	Cullowhee, N.C.
2004	WOF	15-12	Spartanburg, S.C.
2005	WCU	24-0	Cullowhee, N.C.
2006	WOF	35-7	Spartanburg, S.C.
2007	WOF	47-44	Cullowhee, N.C.
2008	WOF	42-14	Spartanburg, S.C.
2009	WOF	35-26	Cullowhee, N.C.
2010	WOF	45-14	Spartanburg, S.C.
2011	WOF	42-24	Cullowhee, N.C.
2012	WOF	49-20	Spartanburg, S.C.
2013	WOF	21-17	Cullowhee, N.C.
2014	WCU	26-14	Cullowhee, N.C.
2015	WCU	24-17	Spartanburg, S.C.
2016	WOF	31-19	Cullowhee, N.C.
2017	WOF	35-28 (OT)	Spartanburg, S.C.
2018	WOF	38-23	Cullowhee, N.C.
2019	WOF	59-7	Spartanburg, S.C.
2021	WCU	41-21	Spartanburg, S.C.
2022	WCU	36-29	Cullowhee, N.C.

1995	ETSU	36-10	Johnson City, Tenn.
1996	ETSU	49-10	Cullowhee, N.C.
1997	ETSU	28-18	Johnson City, Tenn.
1998	WCU	31-24 (OT)	Cullowhee, N.C.
1999	ETSU	38-10	Johnson City, Tenn.
2000	WCU	39-27	Cullowhee, N.C.
2001	WCU	20-6	Johnson City, Tenn.
2002	ETSU	27-7	Cullowhee, N.C.
2003	WCU	28-21	Johnson City, Tenn.
2016	ETSU	34-31	Bristol, Tenn.
2017	WCU	49-10	Cullowhee, N.C.
2018	ETSU	45-43 (3OT)	Johnson City, Tenn.
2019	WCU	23-20 (OT)	Cullowhee, N.C.
2020-21	ETSU	24-17	Johnson City, Tenn.
2021	ETSU	56-35	Cullowhee, N.C.
2022	WCU	20-17	Johnson City, Tenn.

1984	WCU	22-16	Lexington, Va.
1985	WCU	35-30	Cullowhee, N.C.
1986	WCU	34-0	Cullowhee, N.C.
1988	VMI	24-20	Lexington, Va.
1990	WCU	28-20	Cullowhee, N.C.
1991	VMI	27-25	Lexington, Va.
1992	WCU	28-25	Cullowhee, N.C.
1993	WCU	38-14	Cullowhee, N.C.
1994	WCU	33-7	Lexington, Va.
1995	WCU	31-14	Cullowhee, N.C.
1996	WCU	28-14	Lexington, Va.
1997	WCU	24-0	Cullowhee, N.C.
1998	WCU	39-17	Lexington, Va.
1999	WCU	40-2	Cullowhee, N.C.
2000	WCU	41-31	Lexington, Va.
2001	WCU	44-17	Cullowhee, N.C.
2002	WCU	35-23	Lexington, Va.
2014	WCU	42-27	Cullowhee, N.C.
2015	WCU	24-20	Lexington, Va.
2016	WCU	32-29	Cullowhee, N.C.
2017	WCU	26-7	Lexington, Va.
2018	WCU	52-50	Cullowhee, N.C.
2019	WCU	43-35	Lexington, Va.
2020-21	VMI	30-7	Cullowhee, N.C.
2021	WCU	52-24	Lexington, Va.
2022	WCU	38-17	Cullowhee, N.C.

Western Carolina 25, VMI 4
At VMI: WCU leads 11-3
At WCU: WCU leads 14-1
Danny Rocco vs. WCU: 2-0 (2-0 at LU)
Kerwin Bell vs. VMI: 2-0
Last VMI win: 30-7 in 2020-21
Last WCU win: 38-17 in 2022
Longest VMI streak: 1 (four times)
Longest WCU streak: 17 (1992-19)
Last 10 meetings: WCU leads 9-1
Current streak: WCU has won two
Largest VMI win: 30-7 in 2020-21
Largest WCU win: 40-2 in 1999

Year	Winner	Score	Site
1978	WCU	41-12	Lexington, Va.
1980	WCU	16-14	Cullowhee, N.C.
1981	VMI	21-14	Lexington, Va.

Western Carolina 26, ETSU 25, 1 tie

At ETSU: WCU leads 13-12-1
At WCU: WCU leads 13-12
At neutral sites: ETSU leads 1-0
George Quarles vs. WCU: 0-1
Kerwin Bell vs. ETSU: 1-1
Last ETSU win: 56-35 in 2021
Last WCU win: 20-17 in 2022
Longest ETSU streak: 6 (1932-37)
Longest WCU streak: 7 (1982-88)
Last 10 meetings: Series tied 5-5
Current streak: WCU has won one
Largest ETSU win: 49-10 in 1996
Largest WCU win: 49-10 in 2017

Year	Winner	Score	Site
1932	ETSU	26-0	Cullowhee, N.C.
1933	ETSU	26-0	Johnson City, Tenn.
1934	ETSU	6-2	Cullowhee, N.C.
1935	ETSU	13-0	Johnson City, Tenn.
1936	ETSU	2-0	Johnson City, Tenn.
1937	ETSU	12-0	Johnson City, Tenn.
1948	WCU	32-12	Cullowhee, N.C.
1949	WCU	14-0	Johnson City, Tenn.
1950	WCU	13-6	Cullowhee, N.C.
1951	WCU	7-6	Johnson City, Tenn.
1952	ETSU	13-7	Cullowhee, N.C.
1953	ETSU	33-7	Johnson City, Tenn.
1954	ETSU	21-14	Cullowhee, N.C.
1955	Tie	7-7	Johnson City, Tenn.
1956	ETSU	7-6	Cullowhee, N.C.
1957	ETSU	7-6	Johnson City, Tenn.
1975	ETSU	29-8	Cullowhee, N.C.
1976	WCU	14-0	Johnson City, Tenn.
1977	WCU	35-0	Cullowhee, N.C.
1978	WCU	21-14	Johnson City, Tenn.
1979	WCU	13-9	Cullowhee, N.C.
1980	WCU	20-17	Johnson City, Tenn.
1981	ETSU	34-23	Cullowhee, N.C.
1982	WCU	27-25	Johnson City, Tenn.
1983	WCU	17-16	Cullowhee, N.C.
1984	WCU	31-17	Johnson City, Tenn.
1985	WCU	13-3	Cullowhee, N.C.
1986	WCU	43-16	Cullowhee, N.C.
1987	WCU	37-20	Johnson City, Tenn.
1988	WCU	33-23	Cullowhee, N.C.
1989	ETSU	30-11	Johnson City, Tenn.
1990	WCU	21-17	Cullowhee, N.C.
1991	WCU	29-15	Johnson City, Tenn.
1992	ETSU	41-12	Cullowhee, N.C.
1993	WCU	25-24	Johnson City, Tenn.
1994	ETSU	34-31	Cullowhee, N.C.



WESTERN CAROLINA PLACEKICKER RICHARD McCOLLUM

#SoConFB

CATAMOUNTS



WESTERN CAROLINA YEAR-BY-YEAR

Year	Overall	SoCon	Place	Coach
1931	4 4 0			C.C. Poindexter
1932	2 9 0			C.C. Poindexter
1933	1 6 2			C.C. Poindexter
1934	3 7 0			C.C. Poindexter
1935	1 10 0			Ralph James
1936	2 7 0			Ralph James
1937	1 6 2			Ralph James
1938	0 7 1			Ralph James
1939	1 6 1			James Whatley
1940	2 4 0			James Whatley
1941	3 5 0			James Whatley
1942-44	No team			
1945	1 3 0			Marion McDonald
1946	6 3 1			Tom Young
1947	3 5 1			Tom Young
1948	7 3 0			Tom Young
1949	8 3 0			Tom Young
1950	3 6 0			Tom Young
1951	3 6 0			Tom Young
1952	2 8 0			Tom Young
1953	1 9 0			Tom Young
1954	4 5 1			Tom Young
1955	2 7 1			Tom Young
1956	1 9 0			Dan Robinson
1957	2 5 1			Dan Robinson
1958	1 8 1			Dan Robinson
1959	7 2 1			Dan Robinson
1960	6 5 0			Dan Robinson
1961	4 6 0			Dan Robinson
1962	3 5 1			Dan Robinson
1963	2 6 1			Dan Robinson
1964	5 4 0			Dan Robinson
1965	7 2 0			Dan Robinson
1966	5 5 0			Dan Robinson
1967	4 5 1			Dan Robinson
1968	4 5 0			Dan Robinson
1969	9 1 0			Bob Waters
1970	6 3 0			Bob Waters
1971	4 6 0			Bob Waters
1972	7 2 1			Bob Waters
1973	6 3 1			Bob Waters
1974	9 2 0			Bob Waters
1975	3 7 0			Bob Waters
1976	6 4 0			Bob Waters
1977	6 4 1	2 2 0	5th	Bob Waters
1978	6 5 0	4 2 0	t-3rd	Bob Waters
1979	6 5 0	2 4 0	7th	Bob Waters
1980	3 7 1	2 4 0	5th	Bob Waters
1981	4 7 0	3 4 0	6th	Bob Waters
1982	6 5 0	4 2 0	3rd	Bob Waters
1983	11 3 1	5 0 0	2nd	Bob Waters
1984	8 3 0	5 2 0	2nd	Bob Waters
1985	4 6 1	2 4 1	t-5th	Bob Waters
1986	6 5 0	5 2 0	2nd	Bob Waters
1987	4 7 0	2 4 0	t-5th	Bob Waters
1988	2 9 0	1 6 0	t-7th	Bob Waters
1989	3 7 1	2 4 0	t-5th	Dale Strahm
1990	3 8 0	2 5 0	6th	Steve Hodgkin
1991	2 9 0	2 5 0	t-6th	Steve Hodgkin
1992	7 4 0	5 2 0	t-2nd	Steve Hodgkin
1993	6 5 0	5 3 0	3rd	Steve Hodgkin
1994	6 5 0	5 3 0	t-3rd	Steve Hodgkin
1995	3 7 0	2 6 0	t-7th	Steve Hodgkin
1996	4 7 0	1 7 0	9th	Steve Hodgkin
1997	3 8 0	3 5 0	7th	Bill Bleil
1998	6 5 0	5 3 0	3rd	Bill Bleil
1999	3 8 0	2 6 0	7th	Bill Bleil
2000	4 7 0	3 5 0	7th	Bill Bleil
2001	7 4 0	5 3 0	4th	Bill Bleil
2002	5 6 0	3 5 0	t-5th	Kent Briggs
2003	5 7 0	3 5 0	t-6th	Kent Briggs
2004	4 7 0	2 5 0	t-5th	Kent Briggs
2005	5 4 0	4 3 0	4th	Kent Briggs


Year	Overall	SoCon	Place	Coach
2006	2 9 0	0 7 0	8th	Kent Briggs
2007	1 10 0	0 7 0	8th	Kent Briggs
2008	3 9 0	1 7 0	8th	Dennis Wagner
2009	2 9 0	1 7 0	9th	Dennis Wagner
2010	2 9 0	1 7 0	t-8th	Dennis Wagner
2011	1 10 0	0 8 0	9th	Dennis Wagner
2012	1 10 0	0 8 0	9th	Mark Speir
2013	2 10 0	1 7 0	t-8th	Mark Speir
2014	7 5 0	5 2 0	t-2nd	Mark Speir
2015	7 4 0	5 2 0	3rd	Mark Speir
2016	2 9 0	1 7 0	t-8th	Mark Speir
2017	7 5 0	5 3 0	4th	Mark Speir
2018	3 8 0	1 7 0	8th	Mark Speir
2019	3 9 0	2 6 0	8th	Mark Speir
2020-21	1 8 0	1 5 0	9th	Mark Speir
2021	4 7 0	4 4 0	t-4th	Kerwin Bell
2022	6 5 0	4 4 0	5th	Kerwin Bell
Total	356-534-23	123-209-1		

ALL-TIME WCU COACHES

Coach	Seasons	Years	W	L	T	Pct.
C.C. Poindexter	1931-34	4	10	26	2	.289
Ralph James	1935-38	4	4	30	3	.149
James Whatley	1939-41	3	6	15	1	.295
Marion McDonald	1945	1	1	3	0	.250
Tom Young	1946-55	10	39	55	4	.418
Dan Robinson	1956-68	13	51	67	6	.435
Bob Waters	1969-88	20	116	94	6	.551
Dale Strahm	1989	1	3	7	1	.318
Steve Hodgkin	1990-96	7	31	45	0	.408
Bill Bleil	1997-01	5	23	32	0	.418
Kent Briggs	2002-07	6	22	43	0	.338
Dennis Wagner	2008-11	4	8	37	0	.178
Mark Speir	2012-21	9	33	68	0	.327
Kerwin Bell	2021-present	2	10	12	0	.455



WESTERN CAROLINA COACH KERWIN BELL



E.J. WHITMIRE STADIUM (13,742)



WOFFORD

SHAWN WATSON HEAD COACH

Alma mater (year):..... Southern Illinois (1982)
Hometown:..... Carbondale, Ill.
Career record (years):..... 14-25 (4)
School record (years):..... 3-3 (1)
SoCon record (years):..... 3-3 (1)
FCS Playoff appearances:..... 0



WATSON'S YEAR-BY-YEAR RECORD

Year	School	SoCon	Overall
1994	Southern Illinois		1-10
1995	Southern Illinois		5-6
1996	Southern Illinois		5-6
2022*	Wofford	3-3 (t-6th)	3-3
Southern Illinois (3)			11-22 (.333)
Wofford (1)			3-3 (.500)
Career (4)			14-25 (.359)

* served as interim head coach for final six games of season

2023 COACHING STAFF

Jonathan Saxon..... Co-defensive coordinator/defensive line
 Andrew Warwick..... Co-defensive coordinator/inside linebackers
 Tyler Carlton..... Wide receivers
 Mitch Doolittle..... Inside linebackers/special teams
 Ilir Emini..... Safeties
 Senorise Perry..... Running backs
 Dane Romero..... Tight ends
 Devin Watson..... Cornerbacks
 Corey Woods..... Offensive line

2023 ROSTER

No.	Name	Pos.	Ht.	Wt.	Cl.	Hometown/Previous school	No.	Name	Pos.	Ht.	Wt.	Cl.	Hometown/Previous school
0	Devin Mathews	WR	6-3	210	5th	Palm Coast, Fla./Naval Academy	41	Mark Brown	LB	6-0	195	R-Fr.	Columbia, S.C./Hammond
2	Amari Odom	QB	6-5	190	Fr.	Inglewood, Calif./Panther Creek (N.C.)	41	Jalen Rambert	LB	6-1	240	Fr.	Easley, S.C./Powdersville
2	Maximus Pulley	DB	5-11	190	So.	Fort Worth, Texas/Western Kentucky	42	Javario Tinch	LB	6-4	170	Fr.	Calhoun Falls, S.C./Abbeville
3	Dylan Djete	WR	6-0	185	So.	Levis, Quebec/Clearwater International Aca. (Fla.)	43	C.J. Tillman	DL	6-0	305	Sr.	North Augusta, S.C./Presbyterian
3	Isaiah Wadsworth	DB	6-0	185	Sr.	Hampton, Ga./St. Francis	44	Benny Radicia	LB	6-0	220	Jr.	Omaha, Neb./Iowa Western
4	Trey Baker	ATH	6-2	170	Sr.	Raleigh, N.C./Leesville Road	45	Blake Shirley	LS	6-0	205	R-Fr.	Greer, S.C./Eastside
4	John Boyles	LB	6-3	235	Sr.	Traverse City, Mich./Episcopal (Va.)	46	Andrew Guth	DL	6-4	225	R-Fr.	Johns Creek, Ga./Johns Creek
5	Kyle Pinnix	WR	6-1	205	So.	Reidsville, N.C./Reidsville	48	John Mazzella	FB	6-0	225	R-Fr.	Jacksonville, Fla./Ponte Vedra
5	Jahaad Scales	DB	6-0	194	So.	Winston-Salem, N.C./Old Dominion	49	Tommy DiLiegro	LS	5-10	200	Fr.	Charleston, S.C./Bishop England
6	Jalen Marshall	LB	6-2	210	So.	Hiram, Ga./Air Force Prep	50	Anthony Garcia	OL	6-3	300	Sr.	Leavenworth, Kansas/Independence CC
6	Rickie Shaw II	WR	6-2	185	R-Fr.	Jacksonville, Fla./Riverside	52	Seth Foster	DL	6-3	280	So.	Blackshear, Ga./Pierce County
8	Bryce Corriston	QB	6-1	210	Sr.	Spring, Texas/Klein	52	Ben Marler	OL	6-5	290	So.	Okatie, S.C./May River
8	Eli Purcell	LB	6-2	235	Jr.	Knoxville, Tenn./Farragut	53	Josh Harris	DL	6-1	250	So.	Myrtle Beach, S.C./Carolina Forest
9	Jordan Davis	TE	6-2	225	Jr.	Arlington, Texas/Trinity Valley CC	54	Robert Mallard III	LB	6-1	225	Fr.	Charleston, S.C./Rabun Gap-Nacoochee
9	John Michael DiRoberto	S	6-0	195	Sr.	Roswell, Ga./Roswell	55	Cameron Woolery	DL	6-1	245	Sr.	Orland Park, Ill./Carl Sandburg
10	Harrison Morgan	LB	6-3	220	Sr.	Easley, S.C./Wren	56	Grayson Gregg	LB	6-1	190	Fr.	Charleston, S.C./Academic Magnet
10	Cade Rice	QB	6-3	215	So.	Enon, Ohio/South Dakota State	56	Jason Swann	OL	6-3	300	5th	Fort Lauderdale, Fla./ASA Miami
11	Alec Holt	WR	6-0	185	Sr.	Jacksonville, Fla./Gilbert (S.C.)	57	Aiden Morris	LB	6-0	205	Fr.	Davidson, N.C./Community School of Davidson
11	Javis Mynatt	DB	6-0	185	R-Fr.	Knoxville, Tenn./Knoxville Catholic	58	Marc Magno	OL	6-4	320	So.	Charlotte, N.C./Providence Day School
12	Ryan Ingram	RB	5-11	210	Sr.	Stone Mountain, Ga./Stephenson	59	Gavin Taylor	OL	6-2	270	So.	West Columbia, S.C./Brookland-Cayce
12	Isaiah Mananga	LB	6-3	205	Jr.	Clayton, N.C./Clayton	61	Nathanael Cole	OL	6-1	220	Fr.	Columbia, S.C./Ben Lippen
12	Amir Annoor	DB	6-1	185	Jr.	Nashville, Tenn./Brentwood Academy	62	Santana Haynes-Goodman	OL	6-5	275	Fr.	Durham, N.C./Hillside
13	Cam Smith	WR	6-4	205	R-Fr.	Dayton, Ohio/Centerville	63	Drake Ross	OL	6-3	291	Fr.	Cincinnati, Ohio/Oak Hills
14	Matthew Clayton	LB	6-3	210	R-Fr.	Gainesville, Fla./Buchholz	64	Tayvian Gass	OL	6-5	300	5th	Sumter, S.C./Sumter
14	Jacob Kimbrell	QB	6-2	205	Sr.	Chesnee, S.C./Chesnee	65	Khayri Mapson	OL	6-5	295	Fr.	Douglasville, Ga./Lithia Springs
15	Samuel Cornett	QB	6-6	230	R-Fr.	Woodstock, Ga./Western Carolina	67	Lathan McComis	OL	6-4	280	R-Fr.	West Chester, Ohio/Lakota West
15	Rafal Szymanski	LB	6-4	235	So.	Olstzyn, Poland/Houston	68	Clayton Hixon	OL	6-3	305	R-Fr.	Jackson, Ga./Jackson
16	Pauly Seeley	QB	6-0	185	Fr.	Alma, Mich./New Hampstead (Ga.)	69	Andrew Vaught	OL	6-6	280	So.	Roanoke, Va./Toledo
17	Tyler Parker	WR	6-3	200	Fr.	Tifton, Ga./Tift County	71	Quincy Hughes	OL	6-4	300	So.	Cincinnati, Ohio/Princeton
17	Chase Soper	ATH	6-0	215	Jr.	Alexandria, Va./James Madison	72	Julio Del Jesus	OL	6-4	300	So.	Kissimmee, Fla./Tohopekaliga
18	Garrett Vernon	WR	6-2	210	Sr.	Elkin, N.C./East Wilkes	73	Briggs Kearse	OL	6-4	300	Sr.	Blackville, S.C./Barnwell
19	Jacobi Hatter	DB	5-10	180	Fr.	Columbus, Ga./Carver	74	Cameron Jackson	OL	6-7	285	Fr.	Baton Rouge, La./Mentorship Academy
20	Damien Curtis	DB	5-11	170	Jr.	Gainesville, Fla./Buchholz	75	Ben Holmes	OL	6-7	285	Fr.	Columbia, S.C./A.C. Flora
21	Adonis Garcia	DB	6-2	183	Fr.	Woodstock, Ga./Woodstock	76	Luke Mabry	OL	6-4	300	So.	Cowpens, S.C./Gaffney
22	David Legette	RB	5-10	180	Sr.	Myrtle Beach, S.C./Carolina Forest	77	Moxon Zehr	OL	6-4	305	So.	Bluffton, S.C./May River
23	R.J. Brunson	DB	6-2	190	R-Fr.	St. Matthews, S.C./Calhoun County	79	Griffin Reid	OL	6-4	310	So.	Irmo, S.C./Dutch Fork
23	Gabriel Harris	DB	6-2	190	So.	Sumter, S.C./Laurence Manning Academy	80	Daniel Nelson	WR	6-5	200	R-Fr.	Charlotte, N.C./Covenant Day School
24	J'vion Luster	DB	5-10	170	Fr.	Columbus, Ga./Carver	81	Kyle Watkins	WR	6-0	170	Jr.	Myrtle Beach, S.C./Carolina Forest
24	Ryan Stephens	RB	6-0	225	R-Fr.	Lawrenceville, Ga./Collins Hill	82	Ryan Peacock	WR	5-10	185	Fr.	Mooreville, N.C./IMG Academy
25	J.T. Smith, Jr.	RB	5-9	195	Fr.	Charlotte, N.C./Hough	82	Corey Seay	TE	6-2	235	So.	Chesnee, S.C./Chesnee
25	Will White	DB	6-1	183	Fr.	Pauline, S.C./Dorman	83	Hansen Englert	TE	6-2	230	R-Fr.	Jacksonville, Fla./Bolles School
26	Tommy Miller	DB	6-0	190	R-Fr.	Matthews, N.C./Metrolina Christian	84	Will Daniel	WR	6-2	195	So.	Charleston, S.C./First Baptist School
27	Griffin Gore	K/P	6-4	165	Fr.	Daniel Island, S.C./Philip Simmons	85	Gavin Batt	WR	6-3	185	Fr.	Clemson, S.C./Daniel
27	Michael Long	ATH	5-8	190	So.	Mt. Pleasant, S.C./Bishop England	86	Bryson Dickerson	TE	6-4	240	So.	Bowman, Ga./Elbert County
28	Kyle Parsons	RB	6-0	213	So.	Weddington, N.C./Weddington	87	Wyatt Bartkowiak	TE	6-4	225	Sr.	Inman, S.C./Boiling Springs
29	Tyson Wilkerson	DB	6-1	185	Fr.	Homewood, Ill./Homewood-Flossmoor	88	Dillon Roche	TE	6-3	230	Sr.	Roebuck, S.C./Dorman
30	Eli Campbell	DB	5-11	175	Fr.	Sanford, Fla./Seabreeze	89	Jacob Ritchie	TE	6-4	240	Jr.	Saint Johns, Fla./Creekside
31	Nick Morgan	LB	6-2	210	So.	Easley, S.C./Wren	90	O'Marion Brown	DL	6-3	260	Fr.	Woodbury, Ga./Manchester
32	Devery Cagle	K	6-0	185	R-Fr.	Greenville, S.C./Eastside	91	Bra'lyan Smith-Sapp	DL	6-3	211	R-Fr.	Myrtle Beach, S.C./Saint James
34	David Powers	LB	6-1	225	Jr.	El Paso, Texas/Cisco Junior College	92	Tyler Boyce	DL	6-0	260	Fr.	Shelby, N.C./Shelby
35	Atkins Roberts	K/P	6-0	180	Sr.	Mountain Brook, Ala./Mountain Brook	93	Brandon Maina	DL	6-0	275	Jr.	Hiram, Ga./Hiram
36	Brandon Davenport	TE	6-4	235	R-Fr.	Kemersville, N.C./East Forsyth	94	Marcus Dees	DL	6-0	265	Jr.	Montgomery, Ala./Montgomery Catholic
36	Jack Purdy	WR	6-4	200	Fr.	Columbia, S.C./A.C. Flora	95	Johnnie Lattany	DL	6-5	315	Fr.	Nahunta, Ga./Hutchinson CC
37	Joshiah Stevens	RB	5-8	167	Fr.	Durham, N.C./Charles E. Jordan	96	John Luke Taylor	DL	5-10	250	Fr.	Pinehurst, N.C./Pinecrest
38	Bridger Jones	K	5-10	205	So.	Columbus, Ga./Columbus	97	Chuck Smith	DL	6-3	260	Sr.	Suwanee, Ga./North Gwinnett
39	Sam Spence	K/P	6-0	210	Fr.	Florence, S.C./West Florence	98	Franklin Smith	LB	6-4	225	So.	Knoxville, Tenn./Wagner
40	Jon Schaffer	LB	6-2	238	R-Fr.	Early Branch, S.C./Andrew Jackson	99	Max Dulansky	DL	6-2	270	So.	Winter Garden, Fla./West Orange

#SoConFB



2023 SCHEDULE

Sept. 2 (3:30 p.m.)
at Pittsburgh



Oct. 14 (3:30 p.m.)
at ETSU*



Sept. 9 (6 p.m.)
at William & Mary



Oct. 21 (4 p.m.)
at Mercer*



Sept. 16 (6 p.m.)
Presbyterian



Nov. 4 (3 p.m.)
Western Carolina*



Sept. 23 (1:30 p.m.)
at VMI*



Nov. 11 (2 p.m.)
at The Citadel*



Sept. 30 (6 p.m.)
Chattanooga*



Nov. 18 (12 p.m.)
Furman*



Oct. 7 (1:30 p.m.)
Samford*



* Southern Conference game

WOFFORD TERRIERS

Basic information

Location: Spartanburg, S.C.
Founded: 1854
Enrollment: 1,800
Nickname: Terriers
Colors: Old Gold and Black
President: Dr. Nayef H. Samhat
Director of athletics: Richard Johnson
Stadium: Gibbs Stadium
Capacity: 13,000

Media relations

Football contact: Brent Williamson
Email: williamsondb@wofford.edu
Office: 864-597-4093
Cell: 864-809-8900
Press box phone: 864-597-4487
Website: WoffordTerriers.com

Team information

2022 record: 3-8
SoCon record: 3-3 (t-6th)
Home: 3-2
Away: 0-6
Lettermen returning/lost: 55/21
Off. starters returning/lost: 5/6
Def. starters returning/lost: 7/4
Specialists returning/lost: 2/1
Basic offense: Pro Spread
Basic defense: Multiple 3-4



Brent Williamson
Football SID

SoCon titles (7)

2003, 2007, 2010, 2012, 2017, 2018, 2019

FCS Playoff appearances (10)

2003, 2007, 2008, 2010, 2011, 2012, 2016, 2017, 2018, 2019



**WOFFORD RUNNING
KYLE PARSONS**



WOFFORD DEFENSIVE LINEMAN CHUCK SMITH



WOFFORD



2022 TEAM STATISTICS

TEAM STATISTICS	WOF	OPP
SCORING	220	350
Points Per Game	20.0	31.8
Points Off Turnovers	10	31
FIRST DOWNS	185	235
Rushing	61	100
Passing	109	127
Penalty	15	8
RUSHING YARDAGE	1058	2106
Yards gained rushing	1304	2277
Yards lost rushing	246	171
Rushing Attempts	353	436
Average Per Rush	3.0	4.8
TDs Per Game	96.2	191.5
Yards Rushing	16	24
PASSING YARDAGE	2484	2658
Comp-Att-Int	188-331-8	203-297-5
Average Per Pass	7.5	8.9
Average Per Catch	13.2	13.1
Average Per Game	225.8	241.6
TDs Passing	12	18
TOTAL OFFENSE	3542	4764
Total Plays	684	733
Average Per Play	5.2	6.5
Average Per Game	322.0	433.1
KICK RETURNS: #-Yards	29-521	32-688
PUNT RETURNS: #-Yards	10-117	9-31
INT RETURNS: #-Yards	5-23	8-167
KICK RETURN AVERAGE	18.0	21.5
PUNT RETURN AVERAGE	11.7	3.4
INT RETURN AVERAGE	4.6	20.9
FUMBLES-LOST	7-4	13-9
PENALTIES-Yards	51-457	52-482
Average Per Game	41.5	43.8
PUNTS-Yards	70-2654	42-1784
Average Per Punt	37.9	42.5
Net punt average	35.5	38.3
KICKOFFS-Yards	44-2512	69-4000
Average Per Kick	57.1	58.0
Net kick average	38.0	39.9
TIME OF POSSESSION/Game	30:21	29:39
3RD-DOWN Conversions	52/153	63/141
3rd-Down Pct	34%	45%
4TH-DOWN Conversions	9/14	6/12
4th-Down Pct	64%	50%
SACKS BY-Yards	20-128	20-156
MISC YARDS	0	118
TOUCHDOWNS SCORED	29	45
FIELD GOALS-ATTEMPTS	6-11	13-16
ON-SIDE KICKS	2-2	0-0
RED-ZONE SCORES	(27-33) 82%	(37-42) 88%
RED-ZONE TOUCHDOWNS	(24-33) 73%	(28-42) 67%
PAT-ATTEMPTS	(26-27) 96%	(41-43) 95%
ATTENDANCE	20608	100733
Games/Avg Per Game	5/4122	6/16789

SCORE BY QUARTERS

	1st	2nd	3rd	4th	Total
Wofford	62	47	45	66	220
Opponents	78	115	94	63	350

2022 INDIVIDUAL STATISTICS

RUSHING	GP	Att	Gain	Loss	Net	Avg	TD	Long	Avg/G
Kyle Parsons	11	105	501	16	485	4.6	3	45	44.1
Nathan Walker	10	98	329	16	313	3.2	7	15	31.3
Ryan Ingram	4	47	208	5	203	4.3	4	28	50.8
David Legette	6	35	71	18	53	1.5	1	9	8.8
Ryan Stephens	3	5	19	0	19	3.8	0	6	6.3
Kyle Pinnix	4	1	9	0	9	9.0	0	9	2.2
Dylan Djete	11	2	13	4	9	4.5	1	13	0.8
Kyle Watkins	11	1	4	0	4	4.0	0	4	0.4
Cade Rice	1	2	9	7	2	1.0	0	9	2.0
Rickie Shaw	4	1	0	4	-4	-4.0	0	0	-1.0
TEAM	11	3	0	9	-9	-3.0	0	0	-0.8
Jimmy Weirick	11	53	141	167	-26	-0.5	0	14	-2.4
Total.....	11	53	1304	246	1058	3.0	16	45	96.2
Opponents.....	11	436	2277	171	2106	4.8	24	86	191.5

PASSING	GP	Effic	Comp-Att-Int	Pct	Yards	TD	Long	Avg/G
Jimmy Weirick	11	130.69	187-322-7	58.1	2479	12	68	225.4
Cade Rice	1	35.50	1-4-0	25.0	5	0	5	5.0
TEAM	11	0.00	0-3-0	0.0	0	0	0	0.0
Bryce Corriston	9	-100.00	0-2-1	0.0	0	0	0	0.0
Total.....	11	126.97	188-331-8	56.8	2484	12	68	225.8
Opponents.....	11	160.16	203-297-5	68.4	2658	18	73	241.6

RECEIVING	G	No.	Yds	Avg	TD	Lg	Avg/G
Landon Parker	11	40	803	20.1	3	68	73.0
Dylan Djete	11	27	431	16.0	1	60	39.2
Kyle Parsons	11	18	113	6.3	1	14	10.3
RJ Khayo	10	17	220	12.9	1	36	22.0
Devin Mathews	11	16	207	12.9	2	30	18.8
Jordan Davis	9	13	125	9.6	1	35	13.9
Kyle Pinnix	4	11	135	12.3	1	29	33.8
Kyle Watkins	11	11	130	11.8	1	22	11.8
Rickie Shaw	4	10	113	11.3	0	47	28.2
Jacob Ritchie	9	7	75	10.7	0	24	8.3
Alec Holt	3	4	42	10.5	0	27	14.0
Ryan Ingram	4	3	20	6.7	0	8	5.0
Nathan Walker	10	3	14	4.7	0	8	1.4
Bryson Dickerson	5	2	23	11.5	0	12	4.6
Wyatt Bartkowiak	8	2	11	5.5	0	6	1.4
Dillon Droze	7	2	10	5.0	1	7	1.4
David Legette	6	1	8	8.0	0	8	1.3
Carlton Terry	3	1	4	4.0	0	4	1.3
Total.....	11	188	2484	13.2	12	68	225.8
Opponents.....	11	203	2658	13.1	18	73	241.6

ISAAH MANANGA	GP	Att	Gain	Loss	Net	Avg	TD	Long	Avg/G
Isaiah Mananga	11	18	15	33	-18	-1.6	0	0	-1.6
Isaiah Wadsworth	10	21	11	32	1.0-2	0.1	0	0	0.1
Total.....	11	431	328	759	44-186	0.1	0	0	20-128
Opponents.....	11	359	328	687	56.0-229	1.9	0	0	20-156

SCORING	TD	FGs	Kick	Rush	Rcv	Pass	DXP	Saf	Pts
Nathan Walker	7	0-0	0-0	0-0	0	0-0	0	0	42
Bridger Jones	0	5-8	24-24	0-0	0	0-0	0	0	39
Kyle Parsons	4	0-0	0-0	0-0	0	0-0	0	0	24
Ryan Ingram	4	0-0	0-0	0-0	0	0-0	0	0	24
Landon Parker	3	0-0	0-0	0-0	0	0-0	0	0	18
RJ Khayo	2	0-0	0-0	0-0	0	0-0	0	0	12
Dylan Djete	2	0-0	0-0	0-0	0	0-0	0	0	12
Devin Mathews	2	0-0	0-0	0-0	0	0-0	0	0	12
Jordan Davis	1	0-0	0-0	0-0	0	0-0	0	0	6
Kyle Pinnix	1	0-0	0-0	0-0	0	0-0	0	0	6
Dillon Droze	1	0-0	0-0	0-0	0	0-0	0	0	6
David Legette	1	0-0	0-0	0-0	0	0-0	0	0	6
Kyle Watkins	1	0-0	0-0	0-0	0	1-1	0	0	6
Atkins Roberts	0	1-3	2-3	0-0	0	0-0	0	0	5
Jimmy Weirick	0	0-0	0-0	0-0	1	1-1	0	0	2
Total.....	29	6-11	26-27	0-0	1	1-2	0	0	220
Opponents.....	45	13-16	41-43	0-1	0	0-1	0	0	350

TOTAL OFFENSE	GP	Plays	Rush	Pass	Total	Avg/G
Jimmy Weirick	11	375	-26	2479	2453	223.0
Kyle Parsons	11	105	485	0	485	44.1
Nathan Walker	10	98	313	0	313	31.3
Ryan Ingram	4	47	203	0	203	50.8
David Legette	6	35	53	0	53	8.8
Ryan Stephens	3	5	19	0	19	6.3
Kyle Pinnix	4	1	9	0	9	2.2
Dylan Djete	11	2	9	0	9	0.8
Cade Rice	1	6	2	5	7	7.0
Kyle Watkins	11	1	4	0	4	0.4
Rickie Shaw	4	1	-4	0	-4	-1.0
TEAM	11	6	-9	0	-9	-0.8
Total.....	11	684	1058	2484	3542	322.0
Opponents.....	11	733	2106	2658	4764	433.1

PUNTING	No.	Yds	Avg	Long	TB	FC	I20	50+	Blkd
Atkins Roberts	48	1710	35.6	52	4	21	16	6	0
Landon Parker	22	944	42.9	60	3	9	3	7	0
Total.....	70	2654	37.9	60	7	30	19	13	0
Opponents.....	42	1784	42.5	64	3	14	15	7	0

KICKOFFS	No.	Yds	Avg	TB	OB Retn	Net YdLn
Atkins Roberts	22	1219	55.4	3	2	
Bridger Jones	22	1293	58.8	3	1	
Total.....	44	2512	57.1	6	3	688
Opponents.....	69	4000	58.0	29	4	521

ALL PURPOSE	GP	Rush	Rcv	PR	KR	IR	Total	Avg/G
Kyle Parsons	11	485	113	0	483	0	1081	98.3
Landon Parker	11	0	803	0	0	0	803	73.0
Dylan Djete	11	9	431	0	0	0	440	40.0
RJ Khayo	10	0	220	117	0	0	337	33.7
Nathan Walker	10	313	14	0	0	0	327	32.7
Total.....	11	1058	2484	117	521	23	4203	382.1
Opponents.....	11	2106	2658	31	688	167	5650	513.6

FIELD GOALS	Made-Att	Pct	01-19	20-29	30-39	40-49	50-99	Long	Blkd
Atkins Roberts	1-3	33.3	0-0	0-0	1-2	0-1	0-0	37	0
Bridger Jones	5-8	62.5	0-0	0-0	3-4	2-4	0-0	41	2

#SoConFB



2022 RESULTS (3-8, 3-5 SOCON; T-6TH)

Date	Opponent	W/L	Score	Attendance
Sept. 3	at #12 Chattanooga*	L	0-31	7,123
Sept. 10	ELON	L	0-26	2,569
Sept. 17	at Virginia Tech	L	7-27	62,043
Sept. 24	at Kennesaw State	L	22-24	7,830
Oct. 1	#13 MERCER*	L	7-42	4,087
Oct. 8	at #13 Samford*	L	14-28	3,513
Oct. 15	THE CITADEL*	W	31-16	4,198
Oct. 29	ETSU*	W	48-41	5,849
Nov. 5	at Western Carolina*	L	29-36	10,107
Nov. 12	VMI*	W	34-16	3,905
Nov. 19	at #12 Furman*	L	28-63	10,117

* Southern Conference game

2022 TEAM GAME-BY-GAME

Date	Opponent	Rushing				Receiving				Passing				Kick returns				Punt returns				Total off
		No.	Yds	TD	Lg	No.	Yds	TD	Lg	Cmp-Att-Int	Yds	TD	Lg	No	Yds	TD	Lg	No	Yds	TD	Lg	
Sept. 3	at Chattanooga	45	97	0	9	14	133	0	28	14-21-1	133	0	28	3	56	0	20	1	2	0	2	230
Sept. 10	ELON	33	69	0	15	7	59	0	15	7-20-1	59	0	15	0	0	0	0	0	0	0	0	128
Sept. 17	at Virginia Tech	24	38	1	13	14	161	0	47	14-20-0	161	0	47	0	0	0	0	1	1	0	1	199
Sept. 24	at Kennesaw State	27	35	2	10	25	358	1	68	25-40-2	358	1	68	4	67	0	21	1	8	0	8	393
Oct. 1	MERCER	25	67	1	10	19	154	0	27	19-34-2	154	0	27	6	169	0	72	0	0	0	0	221
Oct. 8	at Samford	38	115	1	24	11	105	1	30	11-28-0	105	1	30	2	31	0	17	0	0	0	0	220
Oct. 15	THE CITADEL	32	117	1	28	14	232	3	56	14-24-0	232	3	56	1	26	0	26	0	0	0	0	349
Oct. 29	ETSU	35	171	3	45	25	409	3	60	25-39-0	409	3	60	5	95	0	25	1	11	0	11	580
Nov. 5	at Western Carolina	27	80	3	24	17	269	1	49	17-36-0	269	1	49	2	27	0	15	1	0	0	0	349
Nov. 12	VMI	43	232	2	29	17	176	1	26	17-26-0	176	1	26	2	0	0	0	5	95	1	84	408
Nov. 19	at Furman	24	37	2	9	25	428	2	42	25-43-2	428	2	42	4	50	0	22	0	0	0	0	465
	Totals	353	1058	16	45	188	2484	12	68	188-331-8	2484	12	68	29	521	0	72	10	117	1	84	3542
	Opponent	436	2106	24	86	203	2658	18	73	203-297-5	2658	18	73	32	688	0	58	9	31	0	7	4764

Games: 11
 Avg/rush: 3.0
 Avg/catch: 13.2
 Pass effic: 126.97
 KR avg: 18.0
 PR avg: 11.7
 All purpose avg/game: 382.1
 Total offense avg/gm: 322.0

Date	Opponent	Tackles			TFL-Yds	Sacks No-Yds	Fumble			Pass defense			Blkd Kick	PAT attempts			Saf	Pts
		Solo	Ast	Total			FF	FR-Yds	Int-Yds	QBH	Brk	Att-Mad		Run	Rcv			
Sept. 3	at Chattanooga	31	18	49	2.0-4	1.0-3	1	1-0	0-0	2	4	0	0-0	0	0	0	0	0
Sept. 10	ELON	41	28	69	3.0-5	1.0-2	0	0-0	0-0	0	2	0	0-0	0	0	0	0	0
Sept. 17	at Virginia Tech	44	42	86	4.0-13	1.0-10	0	0-0	0-0	1	5	0	1-1	0	0	0	0	7
Sept. 24	at Kennesaw State	36	36	72	3.0-16	1.0-5	0	2-0	0-0	1	1	0	2-1	0	0	0	0	22
Oct. 1	MERCER	39	36	75	7.0-30	3.0-24	2	2-9	0-0	1	1	0	1-1	0	0	0	0	7
Oct. 8	at Samford	53	16	69	4.0-25	2.0-16	2	1-7	0-0	3	5	0	2-2	0	0	0	0	14
Oct. 15	THE CITADEL	43	24	67	6.0-16	3.0-12	0	1-0	1-3	0	2	0	4-4	0	0	0	0	31
Oct. 29	ETSU	32	28	60	2.0-9	2.0-9	0	0-0	1-19	2	6	0	6-6	0	0	0	0	48
Nov. 5	at Western Carolina	48	34	82	4.0-14	2.0-9	0	0-0	1-0	0	1	0	3-3	0	1	0	0	29
Nov. 12	VMI	29	32	61	5.0-38	3.0-32	2	2-16	1-0	7	5	0	4-4	0	0	0	0	34
Nov. 19	at Furman	35	34	69	4.0-16	1.0-8	1	0-0	1-1	0	0	0	4-4	0	0	0	0	28
	Totals	431	328	759	44.0-186	20.0-130	8	9-32	5-23	17	32	0	27-26	0	1	0	220	
	Opponent	359	328	687	56.0-229	20.0-154	4	4-0	8-167	33	42	2	43-41	0	0	0	350	

Date	Opponent	Punting				Blkd	TB	FC	50+	I20	Field goals			Kickoffs				
		No	Yds	Avg	Long						Att-Made	Lg	Blkd	No	Yds	Avg	TB	OB
Sept. 3	at Chattanooga	7	246	35.1	52	0	0	3	1	2	0-0	0	0	1	65	65.0	1	0
Sept. 10	ELON	9	335	37.2	51	0	1	3	1	2	0-0	0	0	1	59	59.0	0	0
Sept. 17	at Virginia Tech	8	323	40.4	50	0	1	4	3	1	0-0	0	0	2	128	64.0	0	0
Sept. 24	at Kennesaw State	3	97	32.3	36	0	0	2	0	0	1-1	37	0	5	278	55.6	1	1
Oct. 1	MERCER	7	236	33.7	43	0	0	4	0	2	2-0	0	0	2	124	62.0	0	0
Oct. 8	at Samford	8	323	40.4	60	0	1	2	2	2	0-0	0	0	2	120	60.0	0	0
Oct. 15	THE CITADEL	8	306	38.2	50	0	1	5	1	4	1-1	41	0	6	336	56.0	1	0
Oct. 29	ETSU	5	184	36.8	51	0	0	3	1	3	2-2	38	0	9	462	51.3	0	0
Nov. 5	at Western Carolina	6	230	38.3	47	0	1	1	0	0	0-0	0	0	5	298	59.6	0	0
Nov. 12	VMI	6	257	42.8	56	0	2	2	3	2	3-2	41	0	6	366	61.0	3	1
Nov. 19	at Furman	3	117	39.0	56	0	0	1	1	1	2-0	0	2	5	276	55.2	0	1
	Totals	70	2654	37.9	60	0	7	30	13	19	11-6	41	2	44	2512	57.1	6	3
	Opponent	42	1784	42.5	64	0	3	14	7	15	16-13	52	0	69	4000	58.0	29	4



WOFFORD

WOFFORD VS. 2023 OPPONENTS

Pittsburgh 0, Wofford 0

First meeting

Pat Narduzzi vs. WOF: 0-0

Shawn Watson vs. PITT: 0-0

William & Mary 2, Wofford 0

At W&M: W&M leads 2-0

At WOF: N/A

Mike London vs. WOF: 0-0

Shawn Watkins vs. W&M: 0-0

Last W&M win: 30-14 in 1988

Last WOF win: N/A

Longest W&M streak: 2 (1930-88)

Longest WOF streak: N/A

Last 10 meetings: W&M leads 2-0

Current streak: W&M has won two

Largest W&M win: 19-0 in 1930

Largest WOF win: N/A

Year	Winner	Score	Site
1930	W&M	19-0	Williamsburg, Va.
1988	W&M	30-14	Williamsburg, Va.

Wofford 42, Presbyterian 40, 3 ties

At PC: PC leads 21-17-2

At WOF: WOF leads 25-18-1

At neutral sites: PC leads 1-0

Steve Englehart vs. WOF: 0-0

Shawn Watson vs. PC: 0-0

Last PC win: 10-7 in 1994

Last WOF win: 45-21 in 2018

Longest PC streak: 8 (1915-23)

Longest WOF streak: 7 (1995-2018)

Last 10 meetings: WOF leads 8-2

Current streak: WOF has won seven

Largest PC win: 44-0 in 1941

Largest WOF win: 55-14 in 2013

Year	Winner	Score	Site
1914	WOF	7-0	Spartanburg, S.C.
1915	PC	16-6	Spartanburg, S.C.
1916	PC	49-13	Clinton, S.C.
1917	PC	7-6	Spartanburg, S.C.
1919	PC	14-6	Clinton, S.C.
1920	PC	13-0	Spartanburg, S.C.
1921	PC	27-0	Clinton, S.C.
1922	PC	32-0	Spartanburg, S.C.
1923	PC	26-0	Clinton, S.C.
1924	WOF	19-7	Spartanburg, S.C.
1925	PC	9-6	Clinton, S.C.
1926	PC	25-0	Spartanburg, S.C.
1927	Tie	7-7	Clinton, S.C.
1928	WOF	25-0	Spartanburg, S.C.
1929	WOF	13-6	Spartanburg, S.C.
1930	PC	14-0	Clinton, S.C.
1931	WOF	9-0	Spartanburg, S.C.
1932	PC	19-0	Clinton, S.C.
1933	PC	26-6	Spartanburg, S.C.
1934	Tie	7-7	Clinton, S.C.
1935	WOF	7-6	Spartanburg, S.C.
1936	PC	20-7	Clinton, S.C.
1937	WOF	19-0	Spartanburg, S.C.
1938	PC	13-0	Clinton, S.C.
1939	Tie	12-12	Spartanburg, S.C.
1940	PC	12-6	Clinton, S.C.
1941	PC	44-0	Spartanburg, S.C.
1942	PC	45-7	Sumter, S.C.
1942	PC	28-6	Clinton, S.C.
1946	PC	33-14	Spartanburg, S.C.
1947	PC	13-6	Clinton, S.C.
1948	WOF	15-6	Spartanburg, S.C.
1949	WOF	14-7	Clinton, S.C.
1950	WOF	28-7	Spartanburg, S.C.
1951	WOF	33-14	Clinton, S.C.
1952	WOF	33-20	Spartanburg, S.C.
1953	PC	7-6	Clinton, S.C.
1954	WOF	19-13	Spartanburg, S.C.
1955	WOF	20-12	Clinton, S.C.
1956	WOF	27-12	Spartanburg, S.C.
1957	WOF	28-7	Clinton, S.C.
1958	PC	18-14	Spartanburg, S.C.
1959	PC	27-19	Clinton, S.C.
1960	PC	21-7	Spartanburg, S.C.
1961	WOF	14-8	Clinton, S.C.
1962	PC	3-0	Spartanburg, S.C.

1963	WOF	21-6	Clinton, S.C.
1964	WOF	22-9	Spartanburg, S.C.
1965	PC	12-7	Clinton, S.C.
1966	WOF	9-0	Spartanburg, S.C.
1967	PC	20-7	Clinton, S.C.
1968	PC	10-0	Spartanburg, S.C.
1969	WOF	42-8	Clinton, S.C.
1970	WOF	48-13	Spartanburg, S.C.
1971	PC	21-13	Clinton, S.C.
1972	WOF	28-23	Spartanburg, S.C.
1973	WOF	33-20	Clinton, S.C.
1974	WOF	17-12	Spartanburg, S.C.
1975	WOF	17-16	Clinton, S.C.
1976	PC	31-13	Spartanburg, S.C.
1977	PC	10-7	Clinton, S.C.
1978	WOF	14-12	Spartanburg, S.C.
1979	WOF	23-21	Clinton, S.C.
1980	WOF	24-0	Spartanburg, S.C.
1981	WOF	17-13	Clinton, S.C.
1982	WOF	24-16	Spartanburg, S.C.
1983	WOF	14-7	Clinton, S.C.
1984	PC	10-0	Spartanburg, S.C.
1985	PC	30-28	Clinton, S.C.
1986	PC	31-7	Spartanburg, S.C.
1987	PC	38-15	Clinton, S.C.
1988	PC	38-13	Spartanburg, S.C.
1989	PC	24-22	Clinton, S.C.
1990	WOF	41-15	Spartanburg, S.C.
1991	WOF	42-24	Clinton, S.C.
1992	PC	41-27	Spartanburg, S.C.
1993	WOF	20-13	Clinton, S.C.
1994	PC	10-7	Spartanburg, S.C.
1995	WOF	21-20	Clinton, S.C.
1996	WOF	34-7	Spartanburg, S.C.
2008	WOF	38-21	Spartanburg, S.C.
2011	WOF	35-28	Clinton, S.C.
2013	WOF	55-14	Spartanburg, S.C.
2017	WOF	31-7	Clinton, S.C.
2018	WOF	45-21	Spartanburg, S.C.

Wofford 14, VMI 12

At VMI: VMI leads 11-5

At WOF: WOF leads 9-1

Danny Rocco vs. WOF: 0-0

Shawn Watson vs. VMI: 1-0

Last VMI win: 31-23 in 2021

Last WOF win: 34-36 in 2022

Longest VMI streak: 9 (1924-92)

Longest WOF streak: 8 (2004-19)

Last 10 meetings: WOF leads 8-2

Current streak: WOF has won one

Largest VMI win: 37-0 in 1927

Largest WOF win: 55-10 in 1999; 59-14 in 2001, 2018

Year	Winner	Score	Site
1924	VMI	33-0	Lexington, Va.
1925	VMI	9-0	Lexington, Va.
1926	VMI	20-0	Lexington, Va.
1927	VMI	37-0	Lexington, Va.
1936	VMI	19-0	Lexington, Va.
1951	VMI	29-6	Lexington, Va.
1987	VMI	27-11	Lexington, Va.
1988	VMI	18-17	Lexington, Va.
1992	VMI	44-13	Lexington, Va.
1997	WOF	23-13	Spartanburg, S.C.
1998	WOF	42-20	Lexington, Va.
1999	WOF	55-10	Spartanburg, S.C.
2000	WOF	45-28	Lexington, Va.
2001	WOF	59-14	Spartanburg, S.C.
2002	VMI	27-16	Lexington, Va.
2004	WOF	19-18	Lexington, Va.
2005	WOF	38-23	Spartanburg, S.C.
2014	WOF	38-3	Spartanburg, S.C.
2015	WOF	41-20	Lexington, Va.
2016	WOF	17-0	Spartanburg, S.C.
2017	WOF	45-14	Lexington, Va.
2018	WOF	59-14	Spartanburg, S.C.
2019	WOF	51-36	Lexington, Va.
2020-21	VMI	36-31	Spartanburg, S.C.
2021	VMI	31-23	Lexington, Va.
2022	WOF	34-16	Spartanburg, S.C.

Wofford 15, Chattanooga 14

At UTC: UTC leads 10-6

At WOF: WOF leads 9-4

Rusty Wright vs. WOF: 3-1

Shawn Watkins vs. UTC: 0-0

Last UTC win: 31-0 in 2022

Last WOF win: 35-34 (OT) in 2019

Longest UTC streak: 5 (1927-98)

Longest WOF streak: 4 (2016-19)

Last 10 meetings: UTC leads 6-4

Current streak: UTC has won three

Largest UTC win: 38-7 in 1927; 31-0 in 2022

Largest WOF win: 55-0 in 2006

Year	Winner	Score	Site
1927	UTC	38-7	Chattanooga, Tenn.
1968	UTC	35-14	Spartanburg, S.C.
1969	UTC	28-23	Chattanooga, Tenn.
1997	UTC	20-17	Chattanooga, Tenn.
1998	UTC	31-3	Spartanburg, S.C.
1999	WOF	41-34	Chattanooga, Tenn.
2000	WOF	41-33	Spartanburg, S.C.
2001	UTC	29-26	Chattanooga, Tenn.
2002	WOF	27-21 (OT)	Spartanburg, S.C.
2003	WOF	42-14	Chattanooga, Tenn.
2004	WOF	56-21	Spartanburg, S.C.
2005	UTC	25-13	Chattanooga, Tenn.
2006	WOF	55-0	Spartanburg, S.C.
2007	WOF	42-16	Chattanooga, Tenn.
2008	WOF	56-7	Spartanburg, S.C.
2009	UTC	38-9	Chattanooga, Tenn.
2010	WOF	45-14	Spartanburg, S.C.
2011	WOF	28-27	Chattanooga, Tenn.
2012	WOF	16-13 (OT)	Spartanburg, S.C.
2013	UTC	20-10	Chattanooga, Tenn.
2014	UTC	31-13	Chattanooga, Tenn.
2015	UTC	20-17	Spartanburg, S.C.
2016	WOF	36-28	Chattanooga, Tenn.
2017	WOF	24-21 (2OT)	Spartanburg, S.C.
2018	WOF	21-10	Chattanooga, Tenn.
2019	WOF	35-34 (OT)	Spartanburg, S.C.
2020-21	UTC	24-13	Chattanooga, Tenn.
2021	UTC	35-10	Spartanburg, S.C.
2022	UTC	31-0	Chattanooga, Tenn.

Samford 15, Wofford 5

At SAM: SAM leads 8-3

At WOF: SAM leads 7-2

Chris Hatcher vs. WOF: 10-1 (2-1 GSU, 8-0 SAM)

Shawn Watson vs. SAM: 0-1

Last SAM win: 28-24 in 2022

Last WOF win: 24-20 in 2014

Longest SAM streak: 8 (2015-22)

Longest WOF streak: 2 (2010-11)

Last 10 meetings: SAM leads 9-1

Current streak: SAM has won eight

Largest SAM win: 30-14 in 1972

Largest WOF win: 28-7 in 2008

Year	Winner	Score	Site
1949	WOF	27-13	Spartanburg, S.C.
1961	SAM	16-13	Spartanburg, S.C.
1962	SAM	34-28	Birmingham, Ala.
1972	SAM	30-14	Birmingham, Ala.
1996	SAM	20-14 (OT)	Birmingham, Ala.
2008	WOF	28-7	Birmingham, Ala.
2009	SAM	27-24	Spartanburg, S.C.
2010	WOF	10-3	Birmingham, Ala.
2011	WOF	38-23	Spartanburg, S.C.
2012	SAM	24-17 (2OT)	Birmingham, Ala.
2013	SAM	34-27	Spartanburg, S.C.
2014	WOF	24-20	Birmingham, Ala.
2015	SAM	37-27	Spartanburg, S.C.
2016	SAM	28-26	Birmingham, Ala.
2017	SAM	24-21	Spartanburg, S.C.
2018	SAM	35-20	Birmingham, Ala.
2019	SAM	21-14	Spartanburg, S.C.
2020-21	SAM	37-31	Birmingham, Ala.
2021	SAM	27-24	Spartanburg, S.C.
2022	SAM	28-14	Birmingham, Ala.

Wofford 16, ETSU 14

At ETSU: Series tied 8-8

At WOF: WOF leads 8-6

George Quarles vs. WOF: 0-1

Shawn Watson vs. ETSU: 1-0

Last ETSU win: 27-21 in 2021

#SoConFB



WOFFORD VS. 2023 OPPONENTS



WOFFORD SAFETY JOHN MICHAEL DIROBERTO

Last WOF win: 48-41 in 2022
Longest ETSU streak: 5 (1962-66)
Longest WOF streak: 9 (1999-19)
Last 10 meetings: WOF leads 9-1
Current streak: WOF has won one
Largest ETSU win: 52-3 in 1986
Largest WOF win: 31-0 in 2016

Year	Winner	Score	Site
1957	WOF	18-13	Johnson City, Tenn.
1958	ETSU	24-20	Spartanburg, S.C.
1959	ETSU	18-8	Johnson City, Tenn.
1960	WOF	21-13	Spartanburg, S.C.
1961	WOF	33-26	Spartanburg, S.C.
1962	ETSU	29-4	Johnson City, Tenn.
1963	ETSU	32-20	Spartanburg, S.C.
1964	ETSU	14-0	Johnson City, Tenn.
1965	ETSU	20-6	Spartanburg, S.C.
1966	ETSU	42-6	Johnson City, Tenn.
1980	WOF	16-9	Johnson City, Tenn.
1981	ETSU	34-8	Spartanburg, S.C.
1982	WOF	34-20	Johnson City, Tenn.
1986	ETSU	52-3	Johnson City, Tenn.
1987	ETSU	10-6	Spartanburg, S.C.
1988	ETSU	21-7	Johnson City, Tenn.
1990	WOF	64-46	Johnson City, Tenn.
1997	ETSU	31-28	Spartanburg, S.C.
1998	ETSU	45-24	Johnson City, Tenn.
1999	WOF	38-14	Spartanburg, S.C.
2000	WOF	35-31	Johnson City, Tenn.
2001	WOF	24-3	Spartanburg, S.C.
2002	WOF	39-10	Johnson City, Tenn.
2003	WOF	28-14	Spartanburg, S.C.
2016	WOF	31-0	Spartanburg, S.C.
2017	WOF	31-24	Johnson City, Tenn.
2018	WOF	30-17	Spartanburg, S.C.
2019	WOF	35-17	Johnson City, Tenn.
2021	ETSU	27-21	Johnson City, Tenn.
2022	WOF	48-41	Spartanburg, S.C.

Mercer 8, Wofford 7
At MER: MER leads 5-3
At WOF: WOF leads 4-3
Drew Cronin vs. WOF: 2-1
Josh Conklin vs. MER: 0-0
Last MER win: 42-7 in 2022

Last WOF win: 31-14 in 2020-21
Longest MER streak: 6 (1915-41)
Longest WOF streak: 7 (2014-21)
Last 10 meetings: WOF leads 7-3
Current streak: MER has won two
Largest MER win: 42-7 in 2022
Largest WOF win: 41-7 in 2019

Year	Winner	Score	Site
1915	MER	13-6	Macon, Ga.
1924	MER	16-0	Macon, Ga.
1931	MER	25-7	Spartanburg, S.C.
1938	MER	14-0	Macon, Ga.
1939	MER	12-0	Spartanburg, S.C.
1941	MER	20-14	Macon, Ga.
2014	WOF	34-6	Spartanburg, S.C.
2015	WOF	34-33 (OT)	Macon, Ga.
2016	WOF	31-21	Spartanburg, S.C.
2017	WOF	28-27	Macon, Ga.
2018	WOF	42-21	Spartanburg, S.C.
2019	WOF	41-7	Macon, Ga.
2020-21	WOF	31-14	Spartanburg, S.C.
2021	MER	45-14	Macon, Ga.
2022	MER	42-7	Spartanburg, S.C.

Wofford 28, Western Carolina 16
At WCU: Series tied 11-11
At WOF: WOF leads 16-5
At neutral sites: WOF leads 1-0
Kerwin Bell vs. WOF: 2-0
Shawn Watson vs. WCU: 0-1
Last WCU win: 36-29 in 2022
Last WOF win: 59-7 in 2019
Longest WCU streak: 8 (1977-96)
Longest WOF streak: 8 (2006-13)
Last 10 meetings: WOF leads 6-4
Current streak: WCU has won two
Largest WCU win: 41-6 in 1977; 56-21 in 1979
Largest WOF win: 59-7 in 2019

Year	Winner	Score	Site
1952	WOF	20-13	Spartanburg, S.C.
1953	WOF	7-6	Cullowhee, N.C.
1955	WOF	21-7	Spartanburg, S.C.
1956	WOF	39-7	Spartanburg, S.C.
1957	WOF	28-7	Spartanburg, S.C.
1958	WOF	29-15	Asheville, N.C.

1970	WOF	29-22	Spartanburg, S.C.
1971	WCU	31-13	Cullowhee, N.C.
1974	WCU	21-9	Spartanburg, S.C.
1975	WOF	23-14	Cullowhee, N.C.
1976	WOF	10-6	Spartanburg, S.C.
1977	WCU	41-6	Cullowhee, N.C.
1978	WCU	26-11	Spartanburg, S.C.
1979	WCU	56-21	Cullowhee, N.C.
1981	WCU	37-30	Spartanburg, S.C.
1982	WCU	36-17	Cullowhee, N.C.
1983	WCU	37-20	Cullowhee, N.C.
1984	WCU	31-0	Cullowhee, N.C.
1996	WCU	24-6	Cullowhee, N.C.
1997	WOF	17-7	Cullowhee, N.C.
1998	WOF	17-10	Spartanburg, S.C.
1999	WOF	35-21	Cullowhee, N.C.
2000	WOF	40-31	Spartanburg, S.C.
2001	WCU	31-28	Cullowhee, N.C.
2002	WOF	31-24	Spartanburg, S.C.
2003	WOF	38-6	Cullowhee, N.C.
2004	WOF	15-12	Spartanburg, S.C.
2005	WCU	24-0	Cullowhee, N.C.
2006	WOF	35-7	Spartanburg, S.C.
2007	WOF	47-44	Cullowhee, N.C.
2008	WOF	42-14	Spartanburg, S.C.
2009	WOF	35-26	Cullowhee, N.C.
2010	WOF	45-14	Spartanburg, S.C.
2011	WOF	42-24	Cullowhee, N.C.
2012	WOF	49-20	Spartanburg, S.C.
2013	WOF	21-17	Cullowhee, N.C.
2014	WCU	26-14	Cullowhee, N.C.
2015	WCU	24-17	Spartanburg, S.C.
2016	WOF	31-19	Cullowhee, N.C.
2017	WOF	35-28 (OT)	Spartanburg, S.C.
2018	WOF	38-23	Cullowhee, N.C.
2019	WOF	59-7	Spartanburg, S.C.
2021	WCU	41-21	Spartanburg, S.C.
2022	WCU	36-29	Cullowhee, N.C.

The Citadel 44, Wofford 31, 1 tie
At CIT: CIT leads 29-14-1
At WOF: WOF leads 17-12
At neutral sites: CIT leads 3-0
Maurice Drayton vs. WOF: 0-0
Shawn Watson vs. CIT: 1-0
Last CIT win: 45-44 (OT) in 2021
Last WOF win: 31-16 in 2022
Longest CIT streak: 15 (1959-90)
Longest WOF streak: 16 (1999-14)
Last 10 meetings: WOF leads 6-4
Current streak: WOF has won one
Largest CIT win: 41-0 in 1936
Largest WOF win: 43-14 in 2011

Year	Winner	Score	Site
1916	CIT	37-0	Charleston, S.C.
1919	WOF	12-0	Spartanburg, S.C.
1920	CIT	19-0	Charleston, S.C.
1921	CIT	28-0	Charleston, S.C.
1923	CIT	9-0	Spartanburg, S.C.
1924	CIT	19-0	Charleston, S.C.
1926	CIT	6-0	Spartanburg, S.C.
1927	Tie	6-6	Charleston, S.C.
1928	WOF	9-7	Spartanburg, S.C.
1929	CIT	7-0	Spartanburg, S.C.
1930	CIT	7-6	Spartanburg, S.C.
1931	CIT	28-7	Charleston, S.C.
1932	CIT	13-0	Spartanburg, S.C.
1933	CIT	14-0	Charleston, S.C.
1934	CIT	18-7	Spartanburg, S.C.
1935	CIT	20-7	Charleston, S.C.
1936	CIT	41-0	Augusta, S.C.
1937	CIT	38-0	Spartanburg, S.C.
1938	CIT	27-0	Charleston, S.C.
1939	CIT	21-2	Wilmington, S.C.
1940	CIT	7-3	Orangeburg, S.C.
1941	CIT	42-7	Charleston, S.C.
1949	WOF	21-7	Spartanburg, S.C.
1954	CIT	14-13	Spartanburg, S.C.
1955	WOF	27-7	Spartanburg, S.C.
1956	WOF	23-19	Spartanburg, S.C.
1957	WOF	34-0	Spartanburg, S.C.
1958	WOF	18-6	Spartanburg, S.C.
1959	CIT	40-8	Spartanburg, S.C.



WOFFORD

WOFFORD VS. 2023 OPPONENTS



WOFFORD DEFENSIVE LINEMAN BRANDON MAINA

#SoConFB

1967	CIT	17-7	Charleston, S.C.
1975	CIT	16-7	Charleston, S.C.
1977	CIT	7-0	Charleston, S.C.
1978	CIT	35-17	Charleston, S.C.
1979	CIT	49-30	Charleston, S.C.
1980	CIT	35-3	Charleston, S.C.
1981	CIT	24-14	Charleston, S.C.
1982	CIT	21-14	Charleston, S.C.
1984	CIT	23-16	Charleston, S.C.
1985	CIT	42-28	Charleston, S.C.
1986	CIT	20-6	Charleston, S.C.
1987	CIT	38-0	Charleston, S.C.
1989	CIT	42-21	Charleston, S.C.
1990	CIT	48-14	Charleston, S.C.
1991	WOF	15-12	Charleston, S.C.
1992	CIT	30-13	Charleston, S.C.
1993	WOF	20-6	Charleston, S.C.
1994	CIT	31-3	Charleston, S.C.
1995	CIT	27-10	Charleston, S.C.
1996	WOF	26-21	Charleston, S.C.
1997	CIT	7-3	Charleston, S.C.
1998	CIT	20-14	Spartanburg, S.C.
1999	WOF	47-16	Charleston, S.C.
2000	WOF	31-10	Spartanburg, S.C.
2001	WOF	13-0	Charleston, S.C.
2002	WOF	27-14	Spartanburg, S.C.
2003	WOF	42-16	Charleston, S.C.
2004	WOF	38-17	Spartanburg, S.C.
2005	WOF	28-10	Charleston, S.C.
2006	WOF	28-20	Spartanburg, S.C.
2007	WOF	28-7	Charleston, S.C.
2008	WOF	33-28	Spartanburg, S.C.
2009	WOF	43-17	Charleston, S.C.
2010	WOF	35-0	Spartanburg, S.C.
2011	WOF	43-14	Charleston, S.C.
2012	WOF	24-21	Spartanburg, S.C.
2013	WOF	21-10	Charleston, S.C.
2014	WOF	17-13	Spartanburg, S.C.
2015	CIT	39-12	Charleston, S.C.
2016	CIT	24-21 (OT)	Spartanburg, S.C.
2016*	WOF	17-3	Charleston, S.C.
2017	WOF	20-16	Charleston, S.C.
2018	WOF	28-21	Spartanburg, S.C.

2019	WOF	31-11	Charleston, S.C.
2020-21	CIT	28-24	Spartanburg, S.C.
2021	CIT	45-44 (OT)	Charleston, S.C.
2022	WOF	31-16	Spartanburg, S.C.
* NCAA Playoffs			
Furman 56, Wofford 33, 7 ties			
At FUR: FUR leads 35-11-5			
At WOF: WOF leads 22-21-2			
Clay Hendrix vs. WOF: 3-3			
Shawn Watson vs. FUR: 0-1			
Last FUR win: 63-28 in 2022			
Last WOF win: 24-7 in 2019			
Longest FUR streak: 19 (1917-47)			
Longest WOF streak: 6 (1968-71)			
Last 10 meetings: Series tied 5-5			
Current streak: FUR has won two			
Largest FUR win: 69-0 in 1920			
Largest WOF win: 44-0 in 1895			
Year	Winner	Score	Site
1889	WOF	5-1	Spartanburg, S.C.
1889	WOF	2-1	Greenville, S.C.
1890	FUR	12-0	Spartanburg, S.C.
1890	FUR	28-2	Greenville, S.C.
1893	FUR	18-4	Greenville, S.C.
1895	WOF	44-0	Spartanburg, S.C.
1896	WOF	6-0	Spartanburg, S.C.
1900	Tie	0-0	Spartanburg, S.C.
1900	WOF	6-5	Greenville, S.C.
1901	FUR	17-0	Greenville, S.C.
1914	FUR	19-12	Greenville, S.C.
1915	FUR	25-0	Greenville, S.C.
1916	WOF	9-7	Spartanburg, S.C.
1917	FUR	18-3	Greenville, S.C.
1918	FUR	7-0	Spartanburg, S.C.
1919	FUR	7-6	Greenville, S.C.
1920	FUR	69-0	Spartanburg, S.C.
1921	FUR	62-0	Greenville, S.C.
1922	FUR	41-0	Spartanburg, S.C.
1928	FUR	26-0	Greenville, S.C.
1929	FUR	25-6	Spartanburg, S.C.
1930	FUR	14-0	Spartanburg, S.C.
1931	FUR	20-0	Greenville, S.C.

1932	FUR	24-0	Spartanburg, S.C.
1933	FUR	38-0	Greenville, S.C.
1934	FUR	13-0	Spartanburg, S.C.
1935	FUR	29-0	Greenville, S.C.
1936	FUR	31-0	Spartanburg, S.C.
1937	FUR	58-0	Greenville, S.C.
1941	FUR	40-19	Greenville, S.C.
1946	FUR	31-0	Greenville, S.C.
1947	FUR	20-6	Spartanburg, S.C.
1948	Tie	7-7	Greenville, S.C.
1950	Tie	13-13	Greenville, S.C.
1951	WOF	14-12	Spartanburg, S.C.
1952	FUR	29-21	Greenville, S.C.
1953	FUR	7-6	Spartanburg, S.C.
1954	WOF	19-0	Greenville, S.C.
1955	WOF	27-6	Spartanburg, S.C.
1956	WOF	18-6	Greenville, S.C.
1957	WOF	13-12	Spartanburg, S.C.
1958	FUR	40-39	Greenville, S.C.
1959	WOF	6-3	Spartanburg, S.C.
1960	FUR	41-26	Greenville, S.C.
1961	FUR	12-7	Spartanburg, S.C.
1962	FUR	34-21	Greenville, S.C.
1963	FUR	21-19	Spartanburg, S.C.
1964	WOF	21-14	Greenville, S.C.
1965	WOF	35-13	Spartanburg, S.C.
1966	Tie	15-15	Greenville, S.C.
1967	FUR	21-20	Spartanburg, S.C.
1968	WOF	13-7	Spartanburg, S.C.
1968	WOF	21-7	Greenville, S.C.
1969	WOF	49-7	Spartanburg, S.C.
1969	WOF	31-21	Greenville, S.C.
1970	WOF	28-13	Greenville, S.C.
1971	WOF	27-0	Spartanburg, S.C.
1972	FUR	24-7	Greenville, S.C.
1973	FUR	21-19	Spartanburg, S.C.
1974	FUR	21-20	Greenville, S.C.
1975	Tie	14-14	Spartanburg, S.C.
1976	FUR	56-14	Greenville, S.C.
1977	WOF	13-7	Spartanburg, S.C.
1978	FUR	36-12	Greenville, S.C.
1979	WOF	27-17	Spartanburg, S.C.
1980	Tie	14-14	Greenville, S.C.
1989	FUR	42-7	Greenville, S.C.
1993	Tie	14-14	Greenville, S.C.
1995	FUR	38-0	Greenville, S.C.
1996	FUR	33-3	Greenville, S.C.
1997	FUR	28-7	Greenville, S.C.
1998	WOF	40-20	Spartanburg, S.C.
1999	FUR	30-3	Greenville, S.C.
2000	FUR	27-18	Spartanburg, S.C.
2001	FUR	45-14	Greenville, S.C.
2002	FUR	23-21	Spartanburg, S.C.
2003	WOF	7-6	Greenville, S.C.
2004	FUR	31-24	Spartanburg, S.C.
2005	FUR	34-21	Greenville, S.C.
2006	FUR	35-21	Spartanburg, S.C.
2007	WOF	45-20	Greenville, S.C.
2008	WOF	35-10	Spartanburg, S.C.
2009	FUR	58-21	Greenville, S.C.
2010	WOF	38-17	Spartanburg, S.C.
2011	FUR	26-21	Greenville, S.C.
2012	WOF	20-17	Spartanburg, S.C.
2013	FUR	27-14	Greenville, S.C.
2014	FUR	31-14	Greenville, S.C.
2015	WOF	38-28	Spartanburg, S.C.
2016	WOF	34-27	Greenville, S.C.
2017	WOF	24-23	Spartanburg, S.C.
2017*	WOF	28-10	Spartanburg, S.C.
2018	FUR	34-14	Greenville, S.C.
2019	WOF	24-7	Spartanburg, S.C.
2021	FUR	42-20	Spartanburg, S.C.
2022	FUR	63-28	Greenville, S.C.

* NCAA Playoffs

TERRIERS



WOFFORD YEAR-BY-YEAR

Year	Overall	SoCon	Place	Coach
1889	2 0 0			Edwin Kerrison
1890	0 2 0			
1891-92	No team			
1893	0 1 0			
1894	0 1 0			
1895	3 1 0			William Wertebaker
1896	2 2 0			
1897-99	No team			
1900	1 2 1			
1901	2 3 0			J. Norman Walker
1902-13	No team			
1914	1 6 1			Curtis McCoy
1915	3 5 0			Harvey Hester
1916	2 6 0			Leslie Moser
1917	5 4 0			Leslie Moser
1918	0 3 0			Bernard Peters
1919	3 2 1			J.P. (Rip) Major
1920	0 8 1			John F. Gorsuch
1921	2 7 0			John R. Kilroy
1922	2 7 0			J.P. (Rip) Major
1923	6 3 0			J.P. (Rip) Major
1924	3 7 0			J.P. (Rip) Major
1925	3 7 0			J.P. (Rip) Major
1926	2 8 0			J.P. (Rip) Major
1927	2 4 3			Tommy Scaffie
1928	7 2 1			Tommy Scaffie
1929	3 6 0			Tommy Scaffie
1930	2 9 0			Tommy Scaffie
1931	4 5 0			Tommy Scaffie
1932	3 6 1			Tommy Scaffie
1933	3 6 0			Tommy Scaffie
1934	4 4 1			Jules Carson
1935	4 4 1			Jules Carson
1936	1 7 1			Jules Carson
1937	2 7 0			Jules Carson
1938	0 8 1			Jules Carson
1939	1 5 3			Jules Carson
1940	3 4 2			Jules Carson
1941	4 6 0			Jules Carson
1942	2 5 0			Ted Petosky
1943-45	No team			
1946	1 8 0			Ted Petosky
1947	6 5 0			Phil Dickens
1948	4 0 5			Phil Dickens
1949	11 1 0			Phil Dickens
1950	7 2 1			Phil Dickens
1951	6 3 1			Phil Dickens
1952	6 5 0			Phil Dickens
1953	6 4 1			Conley Snidow
1954	8 2 0			Conley Snidow
1955	7 4 0			Conley Snidow
1956	7 3 0			Conley Snidow
1957	8 2 0			Conley Snidow
1958	3 7 0			Conley Snidow
1959	5 5 0			Conley Snidow
1960	5 3 0			Conley Snidow
1961	5 4 2			Conley Snidow
1962	2 8 0			Conley Snidow
1963	4 6 0			Conley Snidow
1964	6 4 0			Conley Snidow
1965	5 4 0			Conley Snidow
1966	6 3 1			Conley Snidow
1967	4 6 0			Jim Brakefield
1968	4 7 0			Jim Brakefield
1969	9 2 0			Jim Brakefield
1970	11 1 0			Jim Brakefield
1971	6 4 0			Jack Peterson
1972	6 4 0			Jack Peterson
1973	4 6 1			Jack Peterson
1974	7 4 0			Steve Satterfield
1975	7 3 1			Steve Satterfield
1976	4 7 0			Steve Satterfield
1977	7 3 1			Buddy Sasser

Year	Overall	SoCon	Place	Coach
1978	3 8 0			Buddy Sasser
1979	5 5 0			Buddy Sasser
1980	7 2 2			Buddy Sasser
1981	6 5 0			Buddy Sasser
1982	8 3 0			Buddy Sasser
1983	6 5 0			Bill Parker
1984	2 9 0			Bill Parker
1985	3 8 0			Rick Gilstrap
1986	4 6 1			Rick Gilstrap
1987	1 10 0			Rick Gilstrap
1988	5 5 0			Mike Ayers
1989	6 5 0			Mike Ayers
1990	9 3 0			Mike Ayers
1991	9 3 0			Mike Ayers
1992	6 5 0			Mike Ayers
1993	7 3 1			Mike Ayers
1994	5 6 0			Mike Ayers
1995	4 7 0			Mike Ayers
1996	6 5 0			Mike Ayers
1997	3 7 0	2 6 0	8th	Mike Ayers
1998	4 7 0	3 5 0	7th	Mike Ayers
1999	6 5 0	5 3 0	4th	Mike Ayers
2000	7 4 0	5 3 0	4th	Mike Ayers
2001	4 7 0	3 5 0	6th	Mike Ayers
2002	9 3 0	6 2 0	t-2nd	Mike Ayers
2003	12 2 0	8 0 0	1st	Mike Ayers
2004	8 3 0	4 3 0	t-3rd	Mike Ayers
2005	6 5 0	3 4 0	t-5th	Mike Ayers
2006	7 4 0	5 2 0	3rd	Mike Ayers
2007	9 4 0	5 2 0	t-1st	Mike Ayers
2008	9 3 0	7 1 0	2nd	Mike Ayers
2009	3 8 0	2 6 0	t-7th	Mike Ayers
2010	10 3 0	7 1 0	t-1st	Mike Ayers
2011	8 4 0	6 2 0	t-2nd	Mike Ayers
2012	9 4 0	6 2 0	t-1st	Mike Ayers
2013	5 6 0	4 4 0	t-4th	Mike Ayers
2014	6 5 0	4 3 0	4th	Mike Ayers
2015	5 6 0	3 4 0	t-4th	Mike Ayers
2016	10 4 0	6 2 0	t-2nd	Mike Ayers
2017	10 3 0	7 1 0	1st	Mike Ayers
2018	9 4 0	6 2 0	t-1st	Josh Conklin
2019	8 4 0	7 1 0	1st	Josh Conklin
2020-21	1 4 0	1 4 0	8th	Josh Conklin
2021	1 10 0	0 8 0	9th	Josh Conklin
2022	3 8 0	3 5 0	t-6th	Josh Conklin/Shawn Watson
Total	548-533-36	118-81-0		

ALL-TIME WOFFORD COACHES

Coach	Seasons	Years	W	L	T	Pct.
Edwin Kerrison	1889	1	2	0	0	1.00
William Wertebaker	1895	1	3	1	0	.750
J. Norman Walker	1901	1	2	3	0	.400
Curtis McCoy	1914	1	1	6	1	.188
Harvey Hester	1915	1	3	5	0	.375
Leslie Moser	1916-17	2	7	10	0	.412
Bernard Peters	1918	1	0	3	0	.000
J.P. (Rip) Major	1919, 1922-26	6	19	34	1	.361
John F. Gorsuch	1920	1	0	8	1	.056
John R. Gilroy	1921	1	2	7	0	.222
Tommy Scaffie	1927-33	7	24	38	5	.396
Jules Carson	1934-41	8	19	45	9	.322
Ted Petosky	1942, 1946	2	3	13	0	.188
Phil Dickens	1947-52	6	40	16	7	.690
Conley Snidow	1953-66	14	77	59	4	.564
Jim Brakefield	1967-70	4	28	16	0	.636
Jack Peterson	1971-73	3	16	14	1	.532
Steve Satterfield	1974-76	3	18	14	1	.529
Buddy Sasser	1977-82	6	36	26	3	.577
Bill Parker	1983-84	2	8	14	0	.364
Rick Gilstrap	1985-87	3	8	24	1	.258
Mike Ayers	1988-17	30	207	139	1	.598
Josh Conklin	2018-22	5	19	27	0	.413
Shawn Watson	2022-present	1	3	3	0	.500



GIBBS STADIUM (13,000)

2022 SOUTHERN CONFERENCE STANDINGS

C/S	Team	CONFERENCE							OVERALL						
		W-L	Pct.	PF	PA	Home	Road	Streak	W-L	Pct.	PF	PA	Home	Road	Streak
7/7	Samford	8-0	1.000	309	184	4-0	4-0	W8	11-2	.846	426	331	6-0	5-2	L1
10/10	Furman	7-1	.875	273	162	3-1	4-0	W6	10-3	.769	430	263	5-1	5-2	L1
24/23	Chattanooga	5-3	.625	241	162	3-1	2-2	L2	7-4	.636	320	227	4-1	3-3	L2
21/24	Mercer	5-3	.625	296	174	3-1	2-2	L2	7-4	.636	420	243	4-1	3-3	L2
	Western Carolina	4-4	.500	205	257	3-1	1-3	W3	6-5	.545	351	351	4-1	2-4	W3
	The Citadel	3-5	.375	130	198	1-3	2-2	W1	4-7	.364	206	276	2-3	2-4	W2
	Wofford	3-5	.375	191	273	3-1	0-4	L1	3-8	.273	220	250	3-2	0-6	L1
	ETSU	1-7	.125	227	270	0-4	1-3	L4	3-8	.273	323	336	1-4	2-4	L5
	VMI	0-8	.000	121	313	0-4	0-4	L8	1-10	.091	177	399	1-5	0-5	L9

C - AFCA FCS Coaches Poll; S - Stats Perform FCS Poll



2022 NCAA Division I Football Championship



* Host Institution
All times are Eastern time. Information subject to change.
© 2022 National Collegiate Athletic Association. No commercial use without the NCAA's written permission.



Samford earned the No. 6 seed in the NCAA Division I Football Championship and downed Southeastern Louisiana in the second round.



Furman earned an at-large postseason berth and topped Elon in the first round. Tight end Ryan Miller was a consensus All-American for teh Paladins in 2022.

#SoConFB

AFCA FCS COACHES POLL

Team (1st-place votes)	PS	S6	S12	S19	S26	O3	O10	O17	O24	O31	N7	N14	N21	F
South Dakota State (26)	3	3	3	3	3	3	3	1	1	1	1	1	1	1
North Dakota State	1	1	1	1	1	1	1	4	4	4	4	4	4	2
UIW	14	9	8	7	12	11	10	10	9	8	7	7	7	3
Sacramento State	7	6	7	6	5	4	5	3	3	3	2	2	2	4
Montana State	4	4	4	4	4	5	4	2	2	2	3	3	3	5
Holy Cross	18	16	12	13	11	10	8	9	8	7	6	6	6	6
Samford	-	-	25	22	19	15	15	15	13	10	9	9	9	7
William & Mary	-	22	17	14	21	17	13	13	12	9	8	8	8	8
Weber State	20	17	13	12	7	7	6	5	7	6	10	10	10	9
Furman	-	-	-	-	-	-	-	-	-	19	t16	13	11	10
Jackson State	17	15	11	11	8	8	7	6	5	5	5	5	5	11
Richmond	t24	-	-	t24	22	-	25	21	20	14	13	11	14	12
Southeast Missouri	-	-	-	-	-	25	21	18	14	20	19	15	12	13
Montana	2	2	2	2	2	2	2	7	10	13	14	12	17	14
New Hampshire	-	-	-	-	-	-	-	-	25	21	25	20	16	15
Fordham	-	-	21	18	20	16	17	16	15	18	18	14	13	16
North Carolina Central	-	-	-	-	-	-	-	-	-	-	-	25	21	17
Elon	-	-	-	-	23	18	18	25	-	23	21	18	15	18
Southeastern Louisiana	16	t20	-	-	24	20	-	-	-	-	-	-	23	19
St. Thomas (Minn.)	-	-	-	-	-	-	-	-	-	25	23	21	19	20
Mercer	23	23	20	16	13	12	11	11	16	11	11	16	18	21
Idaho	-	-	-	-	-	-	-	24	23	24	20	-	t24	22
Florida A&M	-	-	-	-	-	-	-	-	-	-	-	24	20	23
Delaware	19	13	10	8	6	6	12	12	11	16	15	19	-	t24
Chattanooga	13	10	9	9	10	9	9	8	6	12	12	17	22	t24
North Dakota	-	-	-	-	-	-	-	-	-	-	-	23	t24	-
Princeton	-	-	-	-	-	23	23	22	17	t16	22	-	-	-
Rhode Island	t24	t20	14	21	25	23	22	19	17	22	22	-	-	-
Eastern Kentucky	-	-	24	20	-	-	-	-	-	-	24	-	-	-
UT Martin	15	14	18	19	17	14	14	14	18	15	-	-	-	-
Stephen F. Austin	10	12	16	17	14	22	20	20	19	-	-	-	-	-
Austin Peay	-	-	-	23	16	-	-	24	22	21	-	-	-	-
Southern Illinois	9	19	-	-	-	24	19	17	24	-	-	-	-	-
Villanova	5	5	5	10	15	13	16	-	-	-	-	-	-	-
Missouri State	8	7	6	t4	9	19	-	-	-	-	-	-	-	-
Eastern Washington	12	11	15	15	18	21	-	-	-	-	-	-	-	-
Youngstown State	-	-	23	t24	-	-	-	-	-	-	-	-	-	-
ETSU	11	8	19	-	-	-	-	-	-	-	-	-	-	-
Kennesaw State	6	18	22	-	-	-	-	-	-	-	-	-	-	-
Northern Iowa	21	24	-	-	-	-	-	-	-	-	-	-	-	-
UC Davis	22	25	-	-	-	-	-	-	-	-	-	-	-	-

Others receiving votes: North Dakota, 66; Gardner-Webb, 46; Yale, 35; UT Martin, 16; Austin Peay, 12; Princeton, 12; UC Davis, 6; Stephen F. Austin, 5; Pennsylvania, 4; St. Francis (Pa.), 4; North Carolina A&T, 3; Eastern Kentucky, 2; Youngstown State, 2.



Mercer spent the entire season in the national rankings, peaking at No. 11 in both polls. Isaac Dowling earned All-SoCon honors at linebacker for the Bears.

STATS PERFORM FCS POLL

Team (1st-place votes)	PS	S5	S12	S19	S26	O3	O10	O17	O24	O31	N7	N14	N21	F
South Dakota State (54)	2	2	2	t2	2	2	2	1	1	1	1	1	1	1
North Dakota State	1	1	1	1	1	1	1	4	4	4	4	4	4	2
UIW	14	8	6	t4	11	10	t8	8	8	7	6	5	5	3
Montana State	4	4	4	t4	4	4	4	3	3	3	3	3	3	4
Sacramento State	7	7	8	7	5	5	5	2	2	2	2	2	2	5
Holy Cross	16	15	13	13	10	9	7	6	t5	6	5	6	7	6
Samford	-	25	24	21	16	13	15	15	13	10	10	9	8	7
William & Mary	-	20	15	14	18	16	11	12	10	8	8	8	6	8
Weber State	20	16	12	12	8	7	6	5	5	7	7	7	9	10
Furman	-	-	-	-	-	-	-	-	24	13	13	12	11	10
Richmond	24	-	-	22	17	23	21	19	17	14	12	11	13	11
Southeastern Louisiana	17	21	-	-	21	19	t25	-	-	-	25	23	17	12
New Hampshire	-	-	25	-	-	-	-	25	19	17	21	18	15	13
Montana	3	3	3	t2	3	3	3	7	11	16	16	13	19	14
Southeast Missouri	-	-	-	-	24	21	18	16	15	22	20	17	14	15
Jackson State	15	13	11	11	9	8	t8	9	9	9	9	10	10	16
Elon	-	-	-	-	23	14	14	21	-	19	18	14	12	17
Idaho	-	-	-	-	-	-	-	17	14	15	15	t21	18	18
Delaware	19	10	9	8	6	6	13	13	12	18	17	20	23	19
North Dakota	-	-	22	19	-	22	20	20	23	21	19	16	20	20
North Carolina Central	-	-	-	25	-	-	-	-	-	-	-	-	-	21
Fordham	-	-	-	-	-	-	22	23	22	24	23	t21	16	22
Chattanooga	12	11	10	10	12	11	10	10	7	11	11	15	21	23
Mercer	23	23	20	17	13	12	12	11	16	12	14	19	22	24
UC Davis	25	-	-	-	-	-	-	-	-	-	-	24	24	25
UT Martin	18	14	16	18	15	18	19	18	21	20	-	25	25	-
Rhode Island	22	22	17	20	-	-	t25	22	18	23	22	-	-	-
Princeton	-	-	-	-	-	-	-	-	-	25	24	-	-	-
Southern Illinois	9	17	-	24	19	17	16	14	20	-	-	-	-	-
Austin Peay	-	-	-	-	22	-	24	24	25	-	-	-	-	-
Villanova	6	6	7	9	14	15	17	-	-	-	-	-	-	-
Eastern Kentucky	-	-	19	16	25	25	23	-	-	-	-	-	-	-
Missouri State	5	5	5	6	7	20	-	-	-	-	-	-	-	-
Eastern Washington	13	12	14	15	20	24	-	-	-	-	-	-	-	-
Stephen F. Austin	10	18	21	23	-	-	-	-	-	-	-	-	-	-
ETSU	11	9	18	-	-	-	-	-	-	-	-	-	-	-
Kennesaw State	8	19	23	-	-	-	-	-	-	-	-	-	-	-
Northern Iowa	21	24	-	-	-	-	-	-	-	-	-	-	-	-

Others receiving votes: Gardner-Webb 87, UT Martin 65, Eastern Kentucky 46, Rhode Island 34, Saint Francis 32, St. Thomas 13, Yale 13, Youngstown State 13, Austin Peay 12, Florida A&M 9.



Samford coach Chris Hatcher guided his team to a final No. 7 ranking, its highest-ever finish as a SoCon member.

COACHES ALL-SOCON

Offensive Player of the Year
Michael Hiers, Jr., QB, Samford

Defensive Player of the Year
Jay Person, Jr., DL, Chattanooga

Freshman of the Year
Desmond Reid, RB, Western Carolina

Jacobs Blocking Award
McClendon Curtis, Sr., OL, Chattanooga

Coach of the Year
Chris Hatcher, Samford

First team offense

QB Michael Hiers, Jr., Samford
RB Jacob Saylor, Sr., ETSU
RB Ailym Ford, Jr., Chattanooga
OL Joe Schreiber, Sr., ETSU
OL Jacob Johanning, R-Jr., Furman
OL Anderson Tomlin, R-Sr., Furman
OL Pearson Toomey, R-Jr., Furman
OL McClendon Curtis, Sr., Chattanooga
TE Ryan Miller, 5th, Furman
WR Devron Harper, Jr., Mercer
WR Ty James, R-So., Mercer

First team defense

DL Cameron Coleman, R-Sr., Furman
DL Devonsha Maxwell, Sr., Chattanooga
DL Jay Person, Jr., Chattanooga
DL Micheal Mason, Sr., Wofford
LB Chandler Martin, R-Fr., ETSU
LB Ty Boeck, Sr., Chattanooga
LB Stone Snyder, Sr., VMI
DB Alijah Huzzie, R-So., ETSU
DB Hugh Ryan, R-Jr., Furman
DB Kameron Brown, Jr., Chattanooga
DB Alex Oliver, Jr., VMI

First team special teams

PK Tyler Keltner, Jr., ETSU
P Jack Culbreath, Jr., VMI
LS Robert Soderholm, R-Sr., VMI
RS Devron Harper, Jr., Mercer

Second team offense

QB Fred Payton, Sr., Mercer
RB Dominic Roberto, R-Jr., Furman
RB Desmond Reid, Fr., Western Carolina
OL Tereis Drayton, Jr., The Citadel
OL John Thomas, Jr., Mercer
OL Jabari Brooks, Jr., Samford
OL Gavin Orr, Gr., Samford
OL Tyler Smith, R-Jr., Western Carolina
TE Drake Starks, Gr., Mercer
WR Chandler Smith, Sr., Samford
WR Kendall Watson, Gr., Samford

Second team defense

DL Solomon Zubairu, Sr., Mercer
DL Ben Brewton, Jr., Chattanooga
DL Marlon Taylor, R-So., Chattanooga
DL KJ Milner, Sr., Western Carolina
LB Hasan Black, Jr., The Citadel
LB Isaac Dowling, So., Mercer
LB Nathan East, Gr., Samford
DB Travis Blackshear, R-Sr., Furman
DB Lance Wise, Sr., Mercer
DB Hakeem Johnson, Gr., Samford
DB Andreas Keaton, So., Western Carolina

Second team special teams

PK Colby Kintner, So., The Citadel
P Bradley Porcellato, Gr., Samford
LS Steele Judy, Jr., The Citadel
LS Kevin Thompson, Jr., Western Carolina
RS Wayne Anderson Jr., R-Jr., Furman

All-Freshman Offense

Tyzen Wilkerson, Mercer
Bryce Goodner, Chattanooga
Sam Phillips, Chattanooga
Javin Whatley, Chattanooga
Isaiah Lemmond, VMI
Cole Gonzales, Western Carolina
Censere Lee, Western Carolina
Desmond Reid, Western Carolina
Neyland Walker, Western Carolina
Dylan Djete, Wofford
Kyle Parsons, Wofford

All-Freshman Defense

Davion Hood, ETSU
Alex Maier, Furman
Caleb Williams, Furman
Christian Hanson, Mercer
Josh Battle, Chattanooga
Alex Mitchell, Chattanooga
Jahleel Porter, VMI
Geoffrey Speight, VMI
Samaurie Dukes, Western Carolina
Hayward McQueen, Western Carolina
Jalen Marshall, Wofford

All-Freshman Special Teams

Trace Kelley, ETSU
AJ Colombo, Western Carolina
Bridger Jones, Wofford
Kyle Parsons, Wofford



Samford quarterback Michael Hiers was the 2022 SoCon Offensive Player of the Year.

MEDIA ALL-SOCON

Roy M. "Legs" Hawley Offensive Player of the Year
Michael Hiers, Jr., QB, Samford

Defensive Player of the Year
Jay Person, Jr., DL, Chattanooga

Freshman of the Year
Desmond Reid, RB, Western Carolina

Wallace Wade Coach of the Year
Chris Hatcher, Samford

First team offense

QB Michael Hiers, Jr., Samford
RB Jacob Saylor, Sr., ETSU
RB Ailym Ford, Jr., Chattanooga
OL Jacob Johanning, R-Jr., Furman
OL Anderson Tomlin, R-Sr., Furman
OL John Thomas, Jr., Mercer
OL Gavin Orr, Gr., Samford
OL McClendon Curtis, Sr., Chattanooga
TE Ryan Miller, 5th, Furman
WR Devron Harper, Jr., Mercer
WR Chandler Smith, Sr., Samford

First team defense

DL Devonsha Maxwell, Sr., Chattanooga
DL Jay Person, Jr., Chattanooga
DL KJ Milner, Sr., Western Carolina
DL Micheal Mason, Sr., Wofford
LB Chandler Martin, R-Fr., ETSU
LB Isaac Dowling, So., Mercer
LB Ty Boeck, Sr., Chattanooga
DB Alijah Huzzie, R-So., ETSU
DB Hugh Ryan, R-Jr., Furman
DB Kameron Brown, Jr., Chattanooga
DB Alex Oliver, Jr., VMI

First team special teams

PK Tyler Keltner, Jr., ETSU
P Trey Turk, So., Mercer
LS Robert Soderholm, R-Sr., VMI
RS Devron Harper, Jr., Mercer

Second team offense

QB Fred Payton, Sr., Mercer
RB Dominic Roberto, R-Jr., Furman
RB Jaylan Thomas, Sr., Samford
OL Tereis Drayton, Jr., The Citadel
OL Joe Schreiber, Sr., ETSU
OL Pearson Toomey, R-Jr., Furman
OL Riley Adcock, Jr., Mercer
OL Jabari Brooks, Jr., Samford
OL Reid Williams, So., Chattanooga
TE Drake Starks, Gr., Mercer
WR Ty James, R-So., Mercer
WR Kendall Watson, Gr., Samford

Second team defense

DL Cameron Coleman, R-Sr., Furman
DL Chris Hill, Sr., Mercer
DL Solomon Zubairu, Sr., Mercer
DL Seth Simmer, Gr., Samford
DL Ben Brewton, Jr., Chattanooga
LB Hasan Black, Jr., The Citadel
LB Braden Gilby, R-Sr., Furman
LB Stone Snyder, Sr., VMI
DB Dominick Poole, So., The Citadel
DB TJ Moore, Jr., Mercer
DB Lance Wise, Sr., Mercer
DB Isaiah Richardson, Sr., Samford
DB Reuben Lowery III, So., Chattanooga

Second team special teams

PK Richard McCollum, R-Jr., Western Carolina
P Jack Culbreath, Jr., VMI
LS Steele Judy, Jr., The Citadel
RS Wayne Anderson Jr., R-Jr., Furman

HONORS AND AWARDS

SoCon Players of the Week

- S5** O – Michael Hiers, QB, SAM
D – Reuben Lowery III, DB, UTC
S – Richard McCollum, PK, WCU
- S12** O – Preston Hutchinson, QB, UTC
D – Chandler Martin, LB, ETSU
S – Colby Kintner, K, CIT
- S19** O – Preston Hutchinson, QB, UTC
D – Hugh Ryan, FS, FUR
S – Ian Williams, PK, FUR
- S26** O – Michael Hiers, QB, SAM
D – Isaiah Richardson, DB, SAM
S – Richard McCollum, PK, WCU
- O3** O – Jaylan Thomas, RB, SAM
D – Nathan East, LB, SAM
S – Tyler Keltner, K, ETSU
- O10** O – Jacob Saylor, RB, ETSU
D – Isaac Dowling, LB, MER
S – Tyler Keltner, K, ETSU
- O17** O – Dominic Roberto, RB, FUR
D – Michael Campbell, CB, MER
S – Matt Sochovka, DT, FUR
- O24** O – Michael Hiers, QB, SAM
D – Kameron Brown, DB, UTC
S – Zach Williams, K, SAM
- O31** O – Jimmy Weirick, QB, WOF
D – Hugh Ryan, FS, FUR
S – Devron Harper, WR, MER
- N7** O – Michael Hiers, QB, SAM
D – Reuben Lowery III, DB, UTC
S – Jerry Rice, PK, VMI
- N14** O – Michael Hiers, QB, SAM
D – Braden Gilby, LB, FUR
S – Richard McCollum, PK, WCU
- N21** O – Ty James, WR, MER
D – KJ Milner, DE, WCU
S – Travis Blackshear, CB, FUR

SoCon Players of the Month

- September** O – Michael Hiers, SAM
D – Reuben Lowery III, UTC
- October** O – Michael Hiers, SAM
D – Hugh Ryan, FUR
- November** O – Michael Hiers, SAM
D – Devonnsa Maxwell, UTC

CONSENSUS ALL-AMERICANS (AFCA, Associated Press, Stats Perform)

- TE – Ryan Miller, 5th, Furman
- OL – McClendon Curtis, Sr., Chattanooga
- DL – Jay Person, Jr., Chattanooga
- DB – Alijah Huzzie, R-So., ETSU

AFCA All-America Team

- First team**
- Offense**
- TE – Ryan Miller, 5th, Furman
- OL – McClendon Curtis, Sr., Chattanooga
- Defense**
- DL – Jay Person, Jr., Chattanooga
- DB – Alijah Huzzie, R-So., ETSU
- Second team**
- Offense**
- OL – Jacob Johanning, R-Jr., Furman
- Special teams**
- LS – Robert Soderholm, R-Sr., VMI

Associated Press All-America Team

- First team**
- Offense**
- TE – Ryan Miller, 5th, Furman
- Defense**
- DL – Jay Person, Jr., Chattanooga
- DB – Alijah Huzzie, R-So., ETSU
- Second team**
- Offense**
- OL – McClendon Curtis, Sr., Chattanooga
- Defense**
- DL – Devonnsa Maxwell, Sr., Chattanooga
- DB – Kameron Brown, Jr., Chattanooga
- Third team**
- Offense**
- QB – Michael Hiers, Jr., Samford
- OL – Anderson Tomlin, R-Sr., Furman
- AP – Devron Harper, Jr., Mercer
- K – Richard McCollum, R-Jr., Western Carolina
- Defense**
- LB – Stone Snyder, Sr., VMI

Athlon Sports All-America Team

- First team**
- Offense**
- TE – Ryan Miller, 5th, Furman
- OL – McClendon Curtis, Sr., Chattanooga



ETSU defensive back Alijah Huzzie was a consensus All-American in 2022.

Defense

- DL – Jay Person, Jr., Chattanooga
- DB – Alijah Huzzie, R-So., ETSU
- Special teams**
- LS – Robert Soderholm, R-Sr., VMI
- AP – Devron Harper, Jr., Mercer

FCS ADA All-America

- TE – Ryan Miller, 5th, Furman
- DB – Alijah Huzzie, R-So., ETSU

HERO Sports All-American Team

- Offense**
- TE – Ryan Miller, 5th, Furman
- OL – McClendon Curtis, Sr., Chattanooga
- Defense**
- DL – Devonnsa Maxwell, Sr., Chattanooga
- DB – Alijah Huzzie, R-So., ETSU
- Special teams**
- LS – Robert Soderholm, R-Sr., VMI

HERO Sports Sophomore All-American Team

- Offense**
- WR – Ty James, Mercer
- OL – Reid Williams, Chattanooga
- Defense**
- LB – Isaac Dowling, Mercer
- DB – Alijah Huzzie, ETSU

HERO Sports Freshman All-American Team

- Offense**
- RB – Desmond Reid, Western Carolina
- Defense**
- LB – Chandler Smith, ETSU

Stats Perform All-America Team

- First team**
- Offense**
- TE – Ryan Miller, 5th, Furman
- OL – McClendon Curtis, Sr., Chattanooga
- Defense**
- DL – Jay Person, Jr., Chattanooga
- DB – Alijah Huzzie, R-So., ETSU
- Special teams**
- LS – Robert Soderholm, R-Sr., VMI
- AP – Devron Harper, Jr., Mercer
- Second team**
- Offense**
- QB – Michael Hiers, Jr., Samford
- Defense**
- DL – Devonnsa Maxwell, Sr., Chattanooga
- Third team**
- Offense**
- RB – Ailym Ford, Jr., Chattanooga
- Special teams**
- AP – Jacob Saylor, Sr., ETSU

Stats Perform Freshman All-America Team

- Offense**
- RB – Desmond Reid, Western Carolina
- OL – Bryce Goodner, Chattanooga

Walter Camp FCS All-America Team

- Defense**
- DL – Jay Person, Jr., Chattanooga
- DB – Alijah Huzzie, R-So., ETSU

AFCA Region 2 Coach of the Year

- Chris Hatcher, Samford

Allstate AFCA Good Works Team nominee

- McClendon Curtis, Sr., OL, Chattanooga

Stats Perform Walter Payton Award

- Watch list**
- Jacob Saylor, Sr., RB, ETSU
- Ryan Miller, 5th, TE, Furman
- Fred Payton, Sr., QB, Mercer
- Ailym Ford, Jr., RB, Chattanooga

Finalists

- Michael Hiers, Jr., QB, Samford (4th)
- Devron Harper, Sr., WR, Mercer (t14th)
- Ailym Ford, Jr., RB, Chattanooga (t27th)

Stats Perform Buck Buchanan Award

- Finalists (finish)**
- Jay Person, Jr., DL, Chattanooga (t8th)
- Alijah Huzzie, R-So., DB, ETSU (12th)
- Stone Snyder, Sr., LB, VMI (t27th)

Stats Perform Jerry Rice Award

- Finalist (finish)**
- Desmond Reid, Fr., RB, Western Carolina (6th)

Stats Perform Eddie Robinson Award

- Finalist (finish)**
- Chris Hatcher, Samford (3rd)

Stats Perform FedEx Ground Doris Robinson Scholar-Athlete Award

- Finalist**
- McClendon Curtis, Sr., OL, Chattanooga

Stats Perform FedEx Ground National Player of the Week

- Oct. 3 Nathan East, Gr., LB, SAM (Def.)
- Oct. 17 ..Dominic Roberto, R-Jr., RB, FUR (Off.)
- Oct. 24 Michael Hiers, Jr., QB, SAM (Off.)

Stats Perform FedEx Ground National Team of the Week

- Oct. 24 Chattanooga
- Nov. 14 Samford

East-West Shrine Bowl

- Devonnsa Maxwell, Sr., DL, Chattanooga

FCS National Bowl

- National Team**
- Fred Jackson, Gr., RB, Mercer
- Trey Elston, Sr., DB, Samford

American Team

- Dwight Lawrence, Sr., DB, The Citadel
- Fred Payton, Sr., QB, Mercer
- Kam Jones, Sr., LB, Chattanooga

NFLPA Collegiate Bowl

- Ryan Miller, 5th, TE, Furman
- Robert Soderholm, R-Sr., LS, VMI

Hula Bowl invitations

- Ryan Miller, 5th, TE, Furman
- McClendon Curtis, Sr., OL, Chattanooga
- Devonnsa Maxwell, Sr., DL, Chattanooga

Podyum All-Star Bowl

- Accepted invite**
- Timmy Dorsey Sr., DL, ETSU

Reese's Senior Bowl

- Watch list**
- Ryan Miller, 5th, TE, Furman
- McClendon Curtis, Sr., OL, Chattanooga
- Devonnsa Maxwell, Sr., DL, Chattanooga

Accepted invite

- McClendon Curtis, Sr., OL, Chattanooga

College Sports Communicators Academic

All-District Football Team

- Shaun Hastings, ETSU
- Tyler Keltner, ETSU
- Joe Schreiber, ETSU
- Julian Ashby, Furman
- Luke Bynum, Furman
- Wyatt Hughes, Furman
- Nicky Kuzemka, Furman
- Bryce Stanfield, Furman
- Riley Adcock Mercer
- Isaac Dowling Mercer
- Tyron Arnett, Chattanooga
- Gabe Boring, Chattanooga
- Reuben Lowery III, Chattanooga
- Aaron Sears, Chattanooga
- CaMiron Smith, Chattanooga
- Reid Williams, Chattanooga
- Marlon Alexander, Western Carolina
- Clayton Bardall, Western Carolina
- Brandon Dickerson, Western Carolina
- Richard McCollum, Western Carolina
- Micah Nelson, Western Carolina
- Roberts Atkins, Wofford
- John Boyles, Wofford
- Jr. Harrington, Wofford
- Brandon Maina, Wofford
- Jacob Ritchie, Wofford
- James Wells, Wofford
- Cameron Woolery, Wofford

FCS ADA Academic All-Star Team

- Nathan East, Gr., LB, Samford
- CaMiron Smith, Sr., DB, Chattanooga

NFF Hampshire Honor Society

- Gabe Boring, Chattanooga
- McClendon Curtis, Chattanooga
- Preston Hutchinson, Chattanooga
- Andrew Manning, Chattanooga
- Jason Pierce, Chattanooga
- Aaron Sears, Chattanooga
- CaMiron Smith, Chattanooga
- Marlon Alexander, Western Carolina
- Clayton Bardall, Western Carolina
- Brandon Dickerson, Western Carolina
- Richard McCollum, Western Carolina
- John Harrington Jr., Wofford
- Al Hogan, Wofford
- Landon Parker, Wofford
- Jack Scroggs, Wofford
- James Wells, Wofford

RUSHING										
	Team	CI	G	Att	Yds	Avg	TD	Long	Yds/G	
1.	Ailym Ford	UTC	JR	10	232	1199	5.2	12	86	119.9
2.	Jacob Saylor	ETSU	SR	11	225	1307	5.8	15	56	118.8
3.	Dominic Roberto	FUR	JR	13	197	1120	5.7	11	62	86.2
4.	Desmond Reid	WCU	FR	10	119	826	6.9	4	58	82.6
5.	Jay Stanton	SAM	SR	13	176	775	4.4	5	49	59.6
6.	Tyler Huff	FUR	SR	12	105	694	6.6	8	56	57.8
7.	Jaylan Thomas	SAM	SR	13	108	612	5.7	7	44	47.1
8.	Al Wooten II	MER	SO	11	130	495	3.8	4	28	45.0
9.	Korey Bridy	VMI	SR	11	138	488	3.5	4	30	44.4
10.	Kyle Parsons	WOF	FR	11	105	485	4.6	3	45	44.1

PASSING AVG/GAME											
	Team	CI	G	Comp	Att	Int	Pct.	Yards	TD	Avg/G	
1.	Fred Payton	MER	SR	11	325	216	8	66.5	3019	32	274.5
2.	Michael Hiers	SAM	JR	13	461	353	4	76.6	3544	36	272.6
3.	Preston Hutchinson	UTC	SR	11	319	194	11	60.8	2723	17	247.5
4.	Jimmy Weirick	WOF	SR	11	322	187	7	58.1	2479	12	225.4
5.	Tyler Huff	FUR	SR	12	292	199	8	68.2	2199	15	183.2
6.	Tyler Riddell	ETSU	SO	11	279	151	11	54.1	1950	15	177.3
7.	Seth Morgan	VMI	JR	9	236	129	9	54.7	1283	4	142.6
8.	Peyton Derrick	CIT	SR	10	84	45	6	53.6	579	5	57.9
9.	Leroy Thomas	VMI	SR	10	1	1	0	100.0	51	0	5.1
10.	Isaiah Wilson	ETSU	JR	11	2	2	0	100.0	43	0	3.9

TOTAL OFFENSE									
	Team	CI	G	Rush	Pass	Plays	Total	Yds/G	
1.	Fred Payton	MER	SR	11	161	3019	384	3180	289.1
2.	Michael Hiers	SAM	JR	13	163	3544	570	3707	285.2
3.	Preston Hutchinson	UTC	SR	11	160	2723	385	2883	262.1
4.	Tyler Huff	FUR	SR	12	694	2199	397	2893	241.1
5.	Jimmy Weirick	WOF	SR	11	-26	2479	375	2453	223.0
6.	Tyler Riddell	ETSU	SO	11	40	1950	329	1990	180.9
7.	Seth Morgan	VMI	JR	9	-44	1283	268	1239	137.7
8.	Ailym Ford	UTC	JR	10	1199	0	232	1199	119.9
9.	Jacob Saylor	ETSU	SR	11	1307	0	225	1307	118.8
10.	Dominic Roberto	FUR	JR	13	1120	0	197	1120	86.2

RECEPTIONS/GAME										
	Team	CI	G	Rec.	Yards	TD	Long	Avg/C	Rec/G	
1.	Chandler Smith	SAM	SR	13	100	1071	11	49	10.7	7.69
2.	Devron Harper	MER	JR	11	78	987	10	62	12.7	7.09
3.	Kendall Watson	SAM	SR	13	88	1034	10	70	11.8	6.77
4.	Ryan Miller	FUR	SR	13	72	762	12	44	10.6	5.54
5.	Chance Knox	VMI	JR	11	58	535	2	46	9.2	5.27
6.	Ty James	MER	SO	11	52	1105	13	90	21.2	4.73
7.	Raphael Williams	WCU	SO	11	47	658	6	73	14.0	4.27
8.	Sam Phillips	UTC	FR	11	44	661	2	53	15.0	4.00
9.	D.J. Rias	SAM	SO	13	51	588	6	80	11.5	3.92
10.	Jamoi Mayes	UTC	SO	11	42	570	4	34	13.6	3.82

RECEIVE YDS/GAME										
	Team	CI	G	Rec.	Yards	TD	Long	Avg/C	Yds/G	
1.	Ty James	MER	SO	11	52	1105	13	90	21.2	100.5
2.	Devron Harper	MER	JR	11	78	987	10	62	12.7	89.7
3.	Chandler Smith	SAM	SR	13	100	1071	11	49	10.7	82.4
4.	Kendall Watson	SAM	SR	13	88	1034	10	70	11.8	79.5
5.	Landon Parker	WOF	SR	11	40	803	3	68	20.1	73.0
6.	Sam Phillips	UTC	FR	11	44	661	2	53	15.0	60.1
7.	Raphael Williams	WCU	SO	11	47	658	6	73	14.0	59.8
8.	Ryan Miller	FUR	SR	13	72	762	12	44	10.6	58.6
9.	Censere Lee	WCU	FR	11	36	634	6	72	17.6	57.6
10.	Jamoi Mayes	UTC	SO	11	42	570	4	34	13.6	51.8

ALL PURPOSE										
	Team	CI	G	Rush	Rcv	PR	KR	Yards	Yds/G	
1.	Devron Harper	MER	JR	11	199	987	169	523	1878	170.7
2.	Jacob Saylor	ETSU	SR	11	1307	162	0	232	1701	154.6
3.	Ailym Ford	UTC	JR	10	1199	184	0	0	1383	138.3
4.	Desmond Reid	WCU	FR	10	826	212	0	0	1038	103.8
5.	Ty James	MER	SO	11	13	1105	0	0	1118	101.6
6.	Kyle Parsons	WOF	FR	11	485	113	0	483	1081	98.3
7.	Dominic Roberto	FUR	JR	13	1120	134	0	0	1254	96.5
8.	Chandler Smith	SAM	SR	13	19	1071	48	0	1138	87.5
9.	Judd Cockett	SAM	SR	11	20	399	10	484	913	83.0
10.	Jay Graves-Billips	CIT	FR	11	232	164	0	498	894	81.3

PASS EFFICIENCY											
	Team	CI	G	Comp	Att	Int	Pct.	Yards	TD	Eff.	
1.	Fred Payton	MER	SR	11	325	216	8	66.5	3019	32	172.1
2.	Michael Hiers	SAM	JR	13	461	353	4	76.6	3544	36	165.2
3.	Preston Hutchinson	UTC	SR	11	319	194	11	60.8	2723	17	143.2
4.	Tyler Huff	FUR	SR	12	292	199	8	68.2	2199	15	142.9
5.	Jimmy Weirick	WOF	SR	11	322	187	7	58.1	2479	12	130.7
6.	Tyler Riddell	ETSU	SO	11	279	151	11	54.1	1950	15	122.7
7.	Seth Morgan	VMI	JR	9	236	129	9	54.7	1283	4	98.3

PUNT RETURN AVG									
	Team	CI	G	No.	Yards	TD	Long	Avg.	
1.	AJ Colombo	WCU	FR	11	14	124	0	39	8.9

KICK RETURN AVG									
	Team	CI	G	No.	Yards	TD	Long	Avg.	
1.	Devron Harper	MER	JR	11	18	523	1	93	29.1
2.	Wayne Anderson Jr.	FUR	JR	13	22	532	1	97	24.2
3.	Judd Cockett	SAM	SR	11	21	484	0	43	23.0
4.	Jay Graves-Billips	CIT	FR	11	23	498	0	33	21.7
5.	Terrence Horne	WCU	JR	11	18	380	0	39	21.1
6.	Kyle Parsons	WOF	FR	11	24	483	0	72	20.1
7.	Korey Bridy	VMI	SR	11	18	250	0	25	13.9

PUNTING									
	Team	CI	G	No.	Yards	Long	Avg.		
1.	Trey Turk	MER	SO	11	38	1689	70	44.4	
2.	Brandon Dickerson	WCU	SR	11	31	1355	61	43.7	
3.	Jack Culbreath	VMI	JR	11	64	2791	60	43.6	
4.	Landon Parker	WOF	SR	11	22	944	60	42.9	
5.	Bradley Porcellato	SAM	SR	13	63	2686	64	42.6	
6.	Trace Kelley	ETSU	FR	11	48	1950	66	40.6	
7.	Ryan Leavy	FUR	SO	13	59	2339	55	39.6	
8.	James Platte	CIT	SO	10	36	1357	64	37.7	
9.	Atkins Roberts	WOF	JR	11	48	1710	52	35.6	

SCORING									
	Team	CI	G	TD	FG	XPT	2XP	Pts	Pts/G
1.	Jacob Saylor	ETSU	SR	11	16	0	0	96	8.7
2.	Devron Harper	MER	JR	11	16	0	0	96	8.7
3.	Ailym Ford	UTC	JR	10	14	0	0	84	8.4
4.	Richard McCollum	WCU	JR	11	0	40	17	91	8.3
5.	Tyler Keltner	ETSU	JR	11	0	38	17	89	8.1
6.	Devin Folser	MER	SR	11	0	54	10	84	7.6
7.	Ty James	MER	SO	11	13	0	0	78	7.1
8.	Zach Williams	SAM	SR	13	0	51	9	78	6.0
9.	Alex Lepvreau	FUR	SO	13	0	51	8	75	5.8
10.	Dominic Roberto	FUR	JR	13	12	0	0	72	5.5

SCORING (TDs)										
	Team	CI	G	TD	Rush	Pass	Ret.	PAT	Pts	Pts/G
1.	Jacob Saylor	ETSU	SR	11	16	15	1	0	96	8.7
2.	Devron Harper	MER	JR	11	16	4	10	2	96	8.7
3.	Ailym Ford	UTC	JR	10	14	12	2	0	84	8.4
4.	Ty James	MER	SO	11	13	0	13	0	78	7.1
5.	Dominic Roberto	FUR	JR	13	12	11	1	0	72	5.5
6.	Ryan Miller	FUR	SR	13	12	0	12	0	72	5.5
7.	Chandler Smith	SAM	SR	13	11	0	11	0	66	5.1
8.	Jaylan Thomas	SAM	SR	13	11	7	4	0	66	5.1
9.	Kendall Watson	SAM	SR	13	10	0	10	0	60	4.6
10.	Nathan Walker	WOF	SR	10	7	7	0	0	42	4.2

FIELD GOALS									
	Team	CI	G	Made	Att.	Pct.	Made/G		
1.	Richard McCollum	WCU	JR	11	17	19	89.5	1.55	
2.	Tyler Keltner	ETSU	JR	11	17	23	73.9	1.55	
3.	Jerry Rice	VMI	JR	11	11	15	73.3	1.00	
4.	Devin Folser	MER	SR	11	10	14	71.4	0.91	
5.	Colby Kintner	CIT	JR	11	9	12	75.0	0.82	
6.	Ian Williams	FUR	SO	13	10	12	83.3	0.77	
7.	Zach Williams	SAM	SR	13	9	13	69.2	0.69	
8.	Alex Lepvreau	FUR	SO	13	8	9	88.9	0.62	
9.	Bridger Jones	WOF	FR	11	5	8	62.5	0.45	
10.	Andrew Southard	UTC	FR	11	4	9	44.4	0.36	

SCORING (KICK)									
	Team	CI	G	PATs	FGs	Pts	Pts/G		
1.	Richard McCollum	WCU	JR	11	40-41	17-19	91	8.3	
2.	Tyler Keltner	ETSU	JR	11	38-38	17-23	89	8.1	
3.	Devin Folser	MER	SR	11	54-55	10-14	84	7.6	
4.	Zach Williams	SAM	SR	13	51-53	9-13	78	6.0	
5.	Alex Lepvreau	FUR	SO	13	51-53	8-9	75	5.8	
6.	Colby Kintner	CIT	JR	11	23-24	9-12	50	4.5	
7.	Jerry Rice	VMI	JR	11	16-17	11-15	49	4.5	
8.	Bridger Jones	WOF	FR	11	24-24	5-8	39	3.5	
9.	Andrew Southard	UTC	FR	11	21-22	4-9	33	3.0	
10.	Ian Williams	FUR	SO	13	0-0	10-12	30	2.3	

FIELD GOAL PCT									
	Team	CI	G	Made	Att.	Long	Pct.		
1.	Richard McCollum	WCU	JR	11	17				

2022 INDIVIDUAL STATISTICS



Chattanooga defensive lineman Devonnsa Maxwell had 8.0 sacks in 2022 to finish his career as the SoCon's career leader with 37.5.

TACKLES (All positions)	Team	Cl	G	Pos.	Solo	Ast.	Total	Avg/G	Sacks
1. Stone Snyder	VMI	SR	10	LB	52	56	108	10.8	0.5
2. Chandler Martin	ETSU	FR	10	LB	42	57	99	9.9	3.5
3. Evan Eller	VMI	JR	11	LB	46	53	99	9.0	1.0
4. Isaac Dowling	MER	SO	11		46	53	99	9.0	1.0
5. Ty Boeck	UTC	SR	11		58	39	97	8.8	2.0
6. Braden Gilby	FUR	SR	12		39	55	94	7.8	4.0
7. Ken Standley	MER	FR	11		37	48	85	7.7	2.0
8. Hasan Black	CIT	SR	11	LB	41	41	82	7.5	4.0
9. Noah Martin	SAM	JR	13		53	39	92	7.1	1.0
10. Christian Dunn	VMI	SO	11	LB	38	37	75	6.8	6.5
11. Alex Oliver	VMI	JR	11	DB	38	36	74	6.7	0.0
12. Andreas Keaton	WCU	SO	11		47	25	72	6.5	0.0
13. Bryce McCormick	FUR	JR	12		33	44	77	6.4	3.0
14. Aljareek Malry	VMI	SR	11		35	35	70	6.4	0.0
15. Nathan East	SAM	SR	13		49	33	82	6.3	2.0
16. Kam Jones	UTC	SR	11		41	27	68	6.2	0.0
17. David Powers	WOF	JR	11		29	37	66	6.0	2.5
18. Jalen Marshall	WOF	FR	9		27	25	52	5.8	0.0
19. Chris Beverly	CIT	SR	11		27	36	63	5.7	0.0
20. Ereik Campbell	ETSU	SO	11	LB	34	27	61	5.5	0.0
21. Myles Redding	MER	SO	11		32	28	60	5.5	0.0
22. Kyle Estes	CIT	SR	11		21	39	60	5.5	0.5
23. Alijah Huzzie	ETSU	SO	11	DB	43	16	59	5.4	0.0
24. Hugh Ryan	FUR	JR	13		35	34	69	5.3	0.0
25. Hayward McQueen	WCU	FR	11		27	31	58	5.3	1.0
26. Lance Wise	MER	JR	11		26	32	58	5.3	0.0
27. Tahj Summey	VMI	SO	10	DB	29	23	52	5.2	0.0
28. Reuben Lowery III	UTC	SO	10		38	14	52	5.2	1.0
29. Isaiah Richardson	SAM	SR	13		37	28	65	5.0	0.0
30. Destin Mack	CIT	SR	10		36	14	50	5.0	0.0
31. Kam Brinson	FUR	JR	12		43	16	59	4.9	0.0
32. Travon Wallace	CIT	SR	10		29	20	49	4.9	0.0
33. Carson Hatchett	CIT	JR	10		22	27	49	4.9	2.5
34. Shelon Arnold II	ETSU	SO	11	DB	39	14	53	4.8	0.0
35. John DiRoberto	WOF	JR	11		34	19	53	4.8	0.0

36. Dominick Poole	CIT	JR	10	DB	30	18	48	4.8	0.0
37. Aiava Lealaimatafao	WCU	JR	11		26	26	52	4.7	2.0
Eli Purcell	WOF	SO	11		33	19	52	4.7	1.0
Jay Person	UTC	JR	11		26	26	52	4.7	8.0
40. Tahir Annoor	WOF	SR	11		33	17	50	4.5	0.0
41. Shamus Jones	VMI	SO	10	DB	21	24	45	4.5	0.0
42. Devonnsa Maxwell	UTC	SR	11		24	24	48	4.4	8.0
Chris Hope	ETSU	SO	11	DB	34	14	48	4.4	0.0
Ty Hardimon	SAM	SR	11		29	19	48	4.4	0.0
45. Mike Price	ETSU	JR	10	DB	23	20	43	4.3	0.0
46. CaMiron Smith	UTC	SR	11		34	13	47	4.3	0.0
Josh Battle	UTC	FR	11		26	21	47	4.3	0.0
48. Mateo Sudipo	WCU	SO	11		26	20	46	4.2	2.0
49. Drew Mims	SAM	SR	13		28	26	54	4.2	1.0
50. K.J. Milner	WCU	SR	11		24	21	45	4.1	6.0

INTERCEPTIONS	Team	Cl	G	No.	Yards	TD	Long	Avg/G
1. Kameron Brown	UTC	JR	11	6	110	1	53	0.55
Alijah Huzzie	ETSU	SO	11	6	100	1	40	0.55
3. Hugh Ryan	FUR	JR	13	4	88	0	39	0.31
4. Dominick Poole	CIT	JR	10	3	10	0	10	0.30
5. TJ Moore	MER	SO	11	3	27	0	27	0.27
Alex Oliver	VMI	JR	11	3	19	0	13	0.27
7. Micah Robinson	FUR	SO	12	3	27	0	25	0.25
8. Cally Chizik	FUR	JR	13	3	125	2	56	0.23
9. Taurus Dotson, Jr.	WCU	JR	10	2	38	0	20	0.20
Destin Mack	CIT	SR	10	2	11	0	11	0.20

SACKS	Team	Cl	G	Pos.	Solo	Ast.	Yards	Total	Avg/G
1. Jay Person	UTC	JR	11		7	2	63	8.0	0.73
Devonnsha Maxwell	UTC	SR	11		7	2	40	8.0	0.73
3. Micheal Mason	WOF	SR	11	DL	7	1	49	7.5	0.68
Ben Brewton	UTC	JR	11		7	1	46	7.5	0.68
5. Christian Dunn	VMI	SO	11	LB	6	1	39	6.5	0.59
6. K.J. Milner	WCU	SR	11		4	4	31	6.0	0.55
7. Chris Morgan	WCU	SO	10		4	2	19	5.0	0.50
8. EJ Porter	WCU	JR	11		4	1	27	4.5	0.41
9. Alex Maier	FUR	FR	13		2	5	20	4.5	0.35
Xavier Stephens	FUR	FR	13		3	3	19	4.5	0.35

TACKLES FOR LOSS	Team	Cl	G	Pos.	Solo	Ast.	Yards	Total	Avg/G
1. Jay Person	UTC	JR	11		14	7	85	17.5	1.59
2. Braden Gilby	FUR	SR	12		12	6	60	15.0	1.25
3. Devonnsa Maxwell	UTC	SR	11		11	5	66	13.5	1.23
4. Hasan Black	CIT	SR	11	LB	9	3	48	10.5	0.95
5. Christian Dunn	VMI	SO	11	LB	9	2	51	10.0	0.91
Ben Brewton	UTC	JR	11		8	4	55	10.0	0.91
7. Micheal Mason	WOF	SR	11	DL	9	1	52	9.5	0.86
8. Chandler Martin	ETSU	FR	10	LB	8	3	36	9.5	0.95
9. Isaac Dowling	MER	SO	11		5	7	27	8.5	0.77
10. Reuben Lowery III	UTC	SO	10		7	3	28	8.5	0.85

FUMBLES FORCED	Team	Cl	G	No.	Avg/G
1. Ronald Wilson	WCU	SO		9	0.22
2. Dominick Poole	CIT	JR	10	2	0.20
3. Chuck Smith	WOF	JR	11	2	0.18
Savio Frazier	MER	SO	11	2	0.18
Charles Dixon	VMI	JR	11	2	0.18
Di'Andre Davis	ETSU	SO	11	2	0.18
Jalen Porter	ETSU	JR	11	2	0.18
Aiava Lealaimatafao	WCU	JR	11	2	0.18
Ben Brewton	UTC	JR	11	2	0.18
Devonnsha Maxwell	UTC	SR	11	2	0.18

FUMBLES RECOVERED	Team	Cl	G	No.	Avg/G
1. Kam Brinson	FUR	JR	12	4	0.33
2. Tahir Annoor	WOF	SR	11	3	0.27
3. Dominick Poole	CIT	JR	10	2	0.20
Dorien Starnes	VMI	SO	10	2	0.20
5. Zach West	ETSU	SO	11	2	0.18
Evan Eller	VMI	JR	11	2	0.18
Micheal Mason	WOF	SR	11	2	0.18
Ty Boeck	UTC	SR	11	2	0.18
9. Emmanuel Flowers	SAM	SR	12	2	0.17
10. Ronald Wilson	WCU	SO	9	1	0.11

PASSES DEFENDED	Team	Cl	G	BrUp	Int.	Total	Avg/G
1. Alijah Huzzie	ETSU	SO	11	16	6	22	2.00
2. Fred Flavors	SAM	JR	13	18	1	19	1.46
3. Hakeem Johnson	SAM	SR	12	13	2	15	1.25
4. Alex Oliver	VMI	JR	11	10	3	13	1.18
5. Kameron Brown	UTC	JR	11	5	6	11	1.00
Dominick Poole	CIT	JR	10	7	3	10	1.00
7. Kourtlan Marsh	SAM	JR	13	11	1	12	0.92
Hugh Ryan	FUR	JR	13	8	4	12	0.92
9. Micah Robinson	FUR	SO	12	7	3	10	0.83
10. Trey Elston	SAM	SR	11	9	0	9	0.82

SCORING OFFENSE									
	G	TD	FG	XPT	2XP	DXP	Saf	Points	Avg/G
1. Mercer	11	56	54	0	0	10	0	420	38.2
2. Furman	13	54	52	0	0	18	0	430	33.1
3. Samford	13	58	51	0	0	9	0	426	32.8
4. Western Carolina	11	43	40	1	0	17	0	351	31.9
5. ETSU	11	39	38	0	0	17	0	323	29.4
6. Chattanooga	11	41	39	0	0	11	1	320	29.1
7. Wofford	11	29	26	1	0	6	0	220	20.0
8. The Citadel	11	26	23	0	0	9	0	206	18.7
9. VMI	11	21	16	0	0	11	1	177	16.1

SCORING DEFENSE									
	G	TD	FG	XPT	2XP	DXP	Saf	Points	Avg/G
1. Furman	13	33	30	0	0	11	1	263	20.2
2. Chattanooga	11	29	27	1	0	8	0	227	20.6
3. Mercer	11	28	27	0	0	16	0	243	22.1
4. The Citadel	11	36	33	0	0	9	0	276	25.1
5. Samford	13	37	37	0	0	24	0	331	25.5
6. ETSU	11	42	42	0	0	14	0	336	30.5
7. Wofford	11	45	41	0	0	13	0	350	31.8
8. Western Carolina	11	47	44	1	0	7	1	351	31.9
9. VMI	11	51	46	1	0	15	0	399	36.3

TOTAL OFFENSE									
	G	Rush	Pass	Plays	Yards	Avg/P	TD	Avg/G	
1. Western Carolina	11	2027	3312	801	5339	6.7	43	485.4	
2. Mercer	11	2066	3109	747	5175	6.9	52	470.5	
3. Samford	13	1694	3957	981	5651	5.8	57	434.7	
4. Furman	13	2767	2718	924	5485	5.9	49	421.9	
5. Chattanooga	11	1767	2738	740	4505	6.1	38	409.5	
6. ETSU	11	1864	2109	715	3973	5.6	35	361.2	
7. The Citadel	11	2568	1021	739	3589	4.9	25	326.3	
8. Wofford	11	1058	2484	684	3542	5.2	28	322.0	
9. VMI	11	850	2291	720	3141	4.4	19	285.5	

TOTAL DEFENSE									
	G	Rush	Pass	Plays	Yards	Avg/P	TD	Avg/G	
1. Chattanooga	11	1188	2338	696	3526	5.1	28	320.5	
2. Mercer	11	1321	2390	753	3711	4.9	27	337.4	
3. The Citadel	11	1650	2143	621	3793	6.1	34	344.8	
4. Furman	13	1511	3537	917	5048	5.5	33	388.3	
5. Western Carolina	11	2010	2285	755	4295	5.7	46	390.5	
6. ETSU	11	1538	2981	807	4519	5.6	40	410.8	
7. Wofford	11	2106	2658	733	4764	6.5	42	433.1	
8. Samford	13	2258	3400	1030	5658	5.5	37	435.2	
9. VMI	11	2372	2445	818	4817	5.9	46	437.9	

RUSHING OFFENSE						
	G	Att	Yards	Avg.	TD	Yards/G
1. The Citadel	11	601	2568	4.3	15	233.5
2. Furman	13	542	2767	5.1	29	212.8
3. Mercer	11	409	2066	5.1	19	187.8
4. Western Carolina	11	401	2027	5.1	13	184.3
5. ETSU	11	394	1864	4.7	20	169.5
6. Chattanooga	11	416	1767	4.2	21	160.6
7. Samford	13	457	1694	3.7	17	130.3
8. Wofford	11	353	1058	3.0	16	96.2
9. VMI	11	349	850	2.4	12	77.3

RUSHING DEFENSE						
	G	Att	Yards	Avg.	TD	Yards/G
1. Chattanooga	11	386	1188	3.1	9	108.0
2. Furman	13	409	1511	3.7	11	116.2
3. Mercer	11	380	1321	3.5	15	120.1
4. ETSU	11	387	1538	4.0	14	139.8
5. The Citadel	11	357	1650	4.6	16	150.0
6. Samford	13	570	2258	4.0	22	173.7
7. Western Carolina	11	454	2010	4.4	22	182.7
8. Wofford	11	436	2106	4.8	24	191.5
9. VMI	11	500	2372	4.7	21	215.6

PASS OFFENSE									
	G	Comp	Att	Int	Pct.	Yards	Avg.	TD	Avg/G
1. Samford	13	524	391	4	74.6	3957	7.6	40	304.4
2. Western Carolina	11	400	262	20	65.5	3312	8.3	30	301.1
3. Mercer	11	338	223	9	66.0	3109	9.2	33	282.6
4. Chattanooga	11	324	195	11	60.2	2738	8.5	17	248.9
5. Wofford	11	331	188	8	56.8	2484	7.5	12	225.8
6. Furman	13	382	257	9	67.3	2718	7.1	20	209.1
7. VMI	11	371	210	17	56.6	2291	6.2	7	208.3
8. ETSU	11	321	168	15	52.3	2109	6.6	15	191.7
9. The Citadel	11	138	72	6	52.2	1021	7.4	10	92.8

PASS DEFENSE									
	G	Comp	Att	Int	Pct.	Yards	Avg.	TD	Avg/G
1. The Citadel	11	264	165	11	62.5	2143	8.1	18	194.8
2. Western Carolina	11	301	177	6	58.8	2285	7.6	24	207.7
3. Chattanooga	11	310	209	11	67.4	2338	7.5	19	212.5
4. Mercer	11	373	226	17	60.6	2390	6.4	12	217.3
5. VMI	11	318	217	9	68.2	2445	7.7	25	222.3
6. Wofford	11	297	203	5	68.4	2658	8.9	18	241.6
7. Samford	13	460	275	11	59.8	3400	7.4	15	261.5
8. ETSU	11	420	263	12	62.6	2981	7.1	26	271.0
9. Furman	13	508	297	18	58.5	3537	7.0	22	272.1

PASS EFFICIENCY									
	G	Comp	Att	Int	Pct.	Yards	TD	Effic.	
1. Mercer	11	338	223	66.0	9	3109	33	170.1	
2. Samford	13	524	391	74.6	4	3957	40	161.7	
3. Western Carolina	11	400	262	65.5	20	3312	30	149.8	
4. Chattanooga	11	324	195	60.2	11	2738	17	141.7	
5. Furman	13	382	257	67.3	9	2718	20	139.6	
6. The Citadel	11	138	72	52.2	6	1021	10	129.5	
7. Wofford	11	331	188	56.8	8	2484	12	127.0	
8. ETSU	11	321	168	52.3	15	2109	15	113.6	
9. VMI	11	371	210	56.6	17	2291	7	105.5	

PASS DEFENSE EFFIC.									
	G	Comp	Att	Int	Pct.	Yards	TD	Effic.	
1. Mercer	11	373	226	17	60.6	2390	12	115.9	
2. Furman	13	508	297	18	58.5	3537	22	124.2	
3. Samford	13	460	275	11	59.8	3400	15	127.8	
4. ETSU	11	420	263	12	62.6	2981	26	137.0	
5. Chattanooga	11	310	209	11	67.4	2338	19	143.9	
6. The Citadel	11	264	165	11	62.5	2143	18	144.9	
7. Western Carolina	11	301	177	6	58.8	2285	24	144.9	
8. VMI	11	318	217	9	68.2	2445	25	153.1	
9. Wofford	11	297	203	5	68.4	2658	18	160.2	

KICKOFF RETURNS					
	G	No.	Yards	TD	Avg.
1. Mercer	11	31	730	1	23.5
2. Samford	13	34	730	0	21.5
3. Furman	13	32	666	1	20.8
4. Chattanooga	11	17	332	0	19.5
5. ETSU	11	37	719	0	19.4
6. Western Carolina	11	44	843	0	19.2
7. The Citadel	11	33	632	0	19.2
8. Wofford	11	29	521	0	18.0
9. VMI	11	37	651	1	17.6

PUNT RETURN AVG					
	G	No.	Yards	TD	Avg.
1. ETSU	11	12	266	2	22.2
2. Mercer	11	14	181	1	12.9
3. Wofford	11	10	117	1	11.7
4. VMI	11	9	86	1	9.6
5. Furman	13	19	152	0	8.0
6. Western Carolina	11	17	133	0	7.8
7. The Citadel	11	10	78	0	7.8
8. Chattanooga	11	13	93	1	7.2
9. Samford	13	11	58	0	5.3

PUNTING								
	G	No.	Yards	Avg/P	Ret.	Avg.	TB	Net/P
1. Samford	13	63	2686	42.6	68	1.1	4	40.3
2. Western Carolina	11	36	1516	42.1	92	2.6	3	37.9
3. ETSU	11	48	1950	40.6	83	1.7	3	37.6
4. Chattanooga	11	41	1685	41.1	25	0.6	6	37.6
5. Furman	13	59	2339	39.6	77	1.3	5	36.6
6. Mercer	11	39	1689	43.3	146	3.7	6	36.5
7. VMI	11	69	2945	42.7	392	5.7	5	35.6
8. Wofford	11	70	2654	37.9	31	0.4	7	35.5
9. The Citadel	11	38	1388	36.5	46	1.2	1	34.8

KICKOFF COVERAGE							
	G	No.	Yds	Avg	Retn	TB	NetAvg
1. ETSU	11	65	3945	60.7	531	23	43.7
2. Furman	13	84	5307	63.2	580	50	41.4
3. Samford	13	75	4504	60.1	711	33	39.6
4. Mercer	11	74	3755	50.7	870	1	38.6
5. Wofford	11	44	2512	57.1	688	6	38.0
6. Western Carolina	11	70	3928	56.1	549	29	37.9
7. Chattanooga	11	63	3448	54.7	815	10	37.8
8. VMI	11	41	2307	56.3	462	13	37.1
9. The Citadel	11	44	2313	52.6	441	10	36.9

TURNOVER MARGIN									
	G	Gained				Lost			
		Fumb	Int	Total	Fumb	Int	Total	Margin	Per/G
1. Samford	13	11	11	22	8	4	12	+10	0.77
2. Furman	13	11	18	29	11	9	20	+9	0.69
3. Chattanooga	11	11	11	22	4	11	15	+7	0.64
4. ETSU	11	8	12	20	3	15	18	+2	0.18
5. Wofford	11	9	5	14	4	8	12	+2	0.18
6. Mercer	11	4	17	21	13	9	22	-1	-0.09
7. The Citadel	11	5	11	16	12	6	18	-2	-0.18
8. VMI	11	7	9	16	11	17	28	-12	-1.09
9. Western Carolina	11	5	6	11	6	20	26	-15	-1.36

FIRST DOWNS					
	G	Rush	Pass	Pen	Total
1. Samford	13	132	164	16	312
2. Furman	13	136	123	21	280
3. Western Carolina	11	114	140	16	270

2022 TEAM STATISTICS



OPPONENT 1ST DOWNS	G	Rush	Pass	Pen	Total
1. Chattanooga	11	77	95	13	185
2. Mercer	11	63	110	18	191
3. The Citadel	11	88	91	15	194
4. Wofford	11	100	127	8	235
5. Western Carolina	11	109	103	31	243
6. Furman	13	85	142	21	248
7. ETSU	11	89	145	22	256
8. VMI	11	126	117	14	257
9. Samford	13	136	152	24	312

3RD-DOWN CONVERSIONS	G	Conv.	Att.	Pct.
1. Samford	13	99	204	48.5
2. Mercer	11	68	144	47.2
3. Furman	13	86	197	43.7
4. Chattanooga	11	60	140	42.9
5. The Citadel	11	69	164	42.1
6. Western Carolina	11	60	146	41.1
7. Wofford	11	52	153	34.0
8. ETSU	11	43	141	30.5
9. VMI	11	49	162	30.2

OPP 3RD-DN CONVERT	G	Conv.	Att.	Pct.
1. Furman	13	66	197	33.5
2. Mercer	11	57	166	34.3
3. The Citadel	11	45	120	37.5
4. ETSU	11	64	157	40.8
5. Chattanooga	11	66	161	41.0
6. Samford	13	86	204	42.2
7. VMI	11	74	167	44.3
8. Wofford	11	63	141	44.7
9. Western Carolina	11	70	153	45.8

4TH-DOWN CONVERSIONS	G	Conv.	Att.	Pct.
1. Mercer	11	17	19	89.5
2. Wofford	11	9	14	64.3
3. Samford	13	13	21	61.9
4. The Citadel	11	18	36	50.0
5. Western Carolina	11	10	21	47.6
6. VMI	11	9	19	47.4
7. ETSU	11	7	16	43.8
8. Furman	13	7	17	41.2
9. Chattanooga	11	5	13	38.5

OPP 4TH-DN CONVERT	G	Conv.	Att.	Pct.
1. Western Carolina	11	7	19	36.8
2. Furman	13	14	32	43.8
3. The Citadel	11	9	19	47.4
4. Wofford	11	6	12	50.0
5. Samford	13	16	32	50.0
6. VMI	11	8	16	50.0
7. Mercer	11	16	29	55.2
8. ETSU	11	10	17	58.8
9. Chattanooga	11	10	17	58.8

SACKS BY	G	No.	Yards
1. Chattanooga	11	35	235
2. Western Carolina	11	32	194
3. Furman	13	31	161
4. Samford	13	22	150
5. Wofford	11	20	128
6. ETSU	11	19	116
7. The Citadel	11	17	100
8. VMI	11	13	71
9. Mercer	11	12	88

SACKS AGAINST	G	No.	Yards
1. Mercer	11	10	53
2. Chattanooga	11	14	66
3. Furman	13	15	74
4. Wofford	11	20	156
5. The Citadel	11	21	105
6. Western Carolina	11	22	131
7. ETSU	11	23	161
8. Samford	13	33	205
9. VMI	11	37	210

PENALTIES	G	No.	Yards	Avg/G
1. Chattanooga	11	39	416	37.8
2. Wofford	11	51	457	41.5
3. VMI	11	54	498	45.3
4. The Citadel	11	63	501	45.5
5. Furman	13	76	646	49.7
6. Samford	13	76	690	53.1
7. ETSU	11	63	586	53.3
8. Mercer	11	59	589	53.5
9. Western Carolina	11	87	909	82.6

OPPONENT PENALTIES	G	No.	Yards	Avg/G
1. VMI	11	75	693	63.0
2. The Citadel	11	63	604	54.9
3. Western Carolina	11	59	598	54.4
4. Furman	13	76	687	52.8
5. ETSU	11	60	486	44.2
6. Samford	13	65	571	43.9
7. Wofford	11	52	482	43.8
8. Chattanooga	11	52	455	41.4
9. Mercer	11	41	387	35.2

FIELD GOALS	G	Made	Att	Pct.
1. Western Carolina	11	17	19	.895
2. Furman	13	18	21	.857
3. The Citadel	11	9	12	.750
4. ETSU	11	17	23	.739
5. VMI	11	11	15	.733
6. Mercer	11	10	14	.714
7. Samford	13	9	13	.692
8. Chattanooga	11	11	19	.579
9. Wofford	11	6	11	.545

PAT KICKING	G	Made	Att	Pct.
1. Mercer	11	54	55	.982
2. Western Carolina	11	40	41	.976
3. Chattanooga	11	39	40	.975
4. ETSU	11	38	39	.974
5. Furman	13	52	54	.963
6. Wofford	11	26	27	.963
7. Samford	13	51	53	.962
8. The Citadel	11	23	24	.958
9. VMI	11	16	17	.941

TIME OF POSSESSION	G	Poss. Time	Avg/G
1. The Citadel	11	396:23	36:02
2. Furman	13	422:17	32:29
3. Chattanooga	11	342:54	31:10
4. Wofford	11	333:56	30:21
5. Western Carolina	11	330:12	30:01
6. ETSU	11	327:54	29:48
7. Mercer	11	324:20	29:29
8. Samford	13	353:02	27:09
9. VMI	11	276:51	25:10

RED ZONE OFFENSE	G	RedZone	Pct.	TDs	R/P	FG-Att	F/I/D/O
1. Furman	13	48-54	88.9	34	21/13	14-15	2/0/2/1
2. Mercer	11	40-47	85.1	31	13/18	9-10	3/1/0/2
3. Samford	13	40-47	85.1	32	10/22	8-11	0/1/1/2
4. Wofford	11	27-33	81.8	24	15/9	3-4	3/2/0/0
5. Chattanooga	11	37-46	80.4	27	17/10	10-14	0/4/0/1
6. ETSU	11	27-34	79.4	17	12/5	10-10	1/5/1/0
7. Western Carolina	11	38-49	77.6	23	9/14	15-17	0/6/3/0
8. VMI	11	23-31	74.2	14	12/2	9-11	2/1/3/0
9. The Citadel	11	23-31	74.2	17	11/6	6-8	1/2/3/0

RED ZONE DEFENSE	G	RedZone	Pct.	TDs	R/P	FG-Att	F/I/D/O
1. Furman	13	28-39	71.8	19	9/10	9-13	1/3/3/0
2. The Citadel	11	31-41	75.6	23	13/10	8-10	1/3/2/2
3. Mercer	11	33-42	78.6	20	13/7	13-15	1/4/2/0
4. VMI	11	39-49	79.6	29	15/14	10-13	1/3/2/1
5. Samford	13	48-60	80.0	28	19/9	20-22	2/4/4/0
6. ETSU	11	35-41	85.4	28	10/18	7-8	1/2/1/1
7. Chattanooga	11	25-29	86.2	18	7/11	7-7	3/1/0/0
8. Western Carolina	11	38-44	86.4	31	17/14	7-9	1/0/2/1
9. Wofford	11	37-42	88.1	28	17/11	9-11	1/1/1/0

ON-SIDE KICK SUCCESS	G	OnSide	Percent
1. Wofford	11	2-2	100.0
2. ETSU	11	0-1	0.0
3. Mercer	11	0-0	0.0
4. VMI	11	0-0	0.0
5. Chattanooga	11	0-0	0.0
6. Western Carolina	11	0-0	0.0
7. Samford	13	0-0	0.0
8. The Citadel	11	0-0	0.0
9. Furman	13	0-0	0.0

ON-SIDE KICK ALLOWED	G	OnSide	Percent
1. Western Carolina	11	0-1	0.0
2. ETSU	11	0-0	0.0
3. Mercer	11	0-0	0.0
4. Furman	13	0-0	0.0
5. Chattanooga	11	0-0	0.0
6. The Citadel	11	0-0	0.0
7. Wofford	11	0-0	0.0
8. Samford	13	1-2	50.0
9. VMI	11	1-1	100.0

Points scored

18	Ty James (Mercer) vs MOREHEAD STATE (Aug 27)
18	Jacob Saylor (ETSU) vs MARS HILL (Sep 01)
18	Chandler Smith (Samford) at Tennessee Tech (Sep 17)
18	Jacob Saylor (ETSU) at Robert Morris (Sep 24)
18	Devron Harper (Mercer) at Gardner-Webb (Sep 24)
18	Jaylan Thomas (Samford) at Furman (Oct 01)
18	Devron Harper (Mercer) at Wofford (Oct 01)
18	Jacob Saylor (ETSU) at VMI (Oct 08)
18	Dominic Roberto (Furman) vs WESTERN CAROLINA (Oct 15)
18	Will Huzzie (ETSU) vs SAMFORD (Oct 22)
18	Jacob Saylor (ETSU) at Wofford (Oct 29)
18	Kendall Watson (Samford) at Chattanooga (Nov 12)

Touchdowns

3	Ty James (Mercer) vs MOREHEAD STATE (Aug 27)
3	Jacob Saylor (ETSU) vs MARS HILL (Sep 01)
3	Chandler Smith (Samford) at Tennessee Tech (Sep 17)
3	Jacob Saylor (ETSU) at Robert Morris (Sep 24)
3	Devron Harper (Mercer) at Gardner-Webb (Sep 24)
3	Jaylan Thomas (Samford) at Furman (Oct 01)
3	Devron Harper (Mercer) at Wofford (Oct 01)
3	Jacob Saylor (ETSU) at VMI (Oct 08)
3	Dominic Roberto (Furman) vs WESTERN CAROLINA (Oct 15)
3	Will Huzzie (ETSU) vs SAMFORD (Oct 22)
3	Jacob Saylor (ETSU) at Wofford (Oct 29)
3	Kendall Watson (Samford) at Chattanooga (Nov 12)

TD responsibility

6	Carlos Davis (Western Carolina) at Charleston Southern (Sep 03)	[0r,6p]
5	Preston Hutchinson (Chattanooga) vs NORTH ALA. (Sep 17)	[2r,3p]
5	Fred Payton (Mercer) vs ETSU (Oct 15)	[0r,5p]
5	Michael Hiers (Samford) at ETSU (Oct 22)	[1r,4p]
5	Tyler Riddell (ETSU) vs SAMFORD (Oct 22)	[0r,5p]
5	Michael Hiers (Samford) at Chattanooga (Nov 12)	[1r,4p]
5	Michael Hiers (Samford) vs MERCER (Nov 19)	[1r,4p]
5	Quincy Crittendon (Samford) vs SOUTHEASTERN LA. (Dec 03)	[1r,4p]

Points scored kicking

15	Tyler Keltner (ETSU) at Mercer (Oct 15)	[4fg,3pat]
15	Jerry Rice (VMI) at Samford (Nov 05)	[5fg,0pat]

Total offense yards

552	Fred Payton (Mercer) at Samford (Nov 19)	[38r,514p]
498	Michael Hiers (Samford) vs MERCER (Nov 19)	[44r,454p]

Total offense plays

73	Jace Wilson (Furman) vs SAMFORD (Oct 01)	[14r,59p]
69	Michael Hiers (Samford) vs MERCER (Nov 19)	[14r,55p]

Total offense yards/play (min. 20 plays)

32.0	Devron Harper (Mercer) at Gardner-Webb (Sep 24)	[2-64]
28.0	Austin Douglas (Mercer) vs MOREHEAD STATE (Aug 27)	[5-140]

Rushing yards

252	Dominic Roberto (Furman) vs WESTERN CAROLINA (Oct 15)
245	Jacob Saylor (ETSU) at Wofford (Oct 29)

Rushing attempts

36	Grae Underwood (The Citadel) at Western Carolina (Oct 22)
33	Korey Bridg (VMI) at Samford (Nov 05)

Yards per rush (min. 15 carries)

32.0	Devron Harper (Mercer) at Gardner-Webb (Sep 24)	[2-64]
28.0	Austin Douglas (Mercer) vs MOREHEAD STATE (Aug 27)	[5-140]

Rushing TDs

3	Jacob Saylor (ETSU) at Robert Morris (Sep 24)
3	Jaylan Thomas (Samford) at Furman (Oct 01)
3	Jacob Saylor (ETSU) at VMI (Oct 08)
3	Jacob Saylor (ETSU) at Wofford (Oct 29)

Longest rush

86	Ailym Ford (Chattanooga) vs WOFFORD (Sep 03)
75	JJ Hudson (The Citadel) vs VIRGINIA-LYNCHBURG (Nov 12)

Passing yards

514	Fred Payton (Mercer) at Samford (Nov 19)
454	Michael Hiers (Samford) vs MERCER (Nov 19)

Passing attempts

59	Jace Wilson (Furman) vs SAMFORD (Oct 01)
55	Michael Hiers (Samford) vs MERCER (Nov 19)

Passing TDs

6	Carlos Davis (Western Carolina) at Charleston Southern (Sep 03)
5	Fred Payton (Mercer) vs ETSU (Oct 15)
5	Tyler Riddell (ETSU) vs SAMFORD (Oct 22)

Longest pass

90	Fred Payton (Mercer) vs MOREHEAD STATE (Aug 27)
80	Michael Hiers (Samford) at Chattanooga (Nov 12)

Passes completed

45	Michael Hiers (Samford) at ETSU (Oct 22)
43	Michael Hiers (Samford) vs MERCER (Nov 19)

Had intercepted

3	Tyler Riddell (ETSU) vs FURMAN (Sep 17)
3	Carlos Davis (Western Carolina) at Mercer (Oct 08)
3	Fred Payton (Mercer) at Chattanooga (Oct 22)
3	Fred Payton (Mercer) at VMI (Oct 29)

Pass completion percentage (min. 10 attempts)

95.5	Tyler Huff (Furman) vs WOFFORD (Nov 19)	[21-22]
88.9	Collin Ironside (VMI) vs CORNELL (Sep 17)	[16-18]

Pass yards/attempt (min. 10 attempts)

15.8	Cole Gonzales (Western Carolina) at Furman (Oct 15)	[16-253]
15.3	Collin Ironside (VMI) vs CORNELL (Sep 17)	[18-275]

Pass yards/catch (min. 10 attempts)

21.1	Cole Gonzales (Western Carolina) at Furman (Oct 15)	[12-253]
17.2	Collin Ironside (VMI) vs CORNELL (Sep 17)	[16-275]

Receiving yards

351	Ty James (Mercer) at Samford (Nov 19)
192	Ty James (Mercer) vs MOREHEAD STATE (Aug 27)
192	Devron Harper (Mercer) vs FURMAN (Nov 12)

Receptions

14	Devron Harper (Mercer) vs FURMAN (Nov 12)
14	Chandler Smith (Samford) vs MERCER (Nov 19)

Yards per catch (min. 3 catches)

45.5	David White (Western Carolina) at Furman (Oct 15)	[2-91]
38.4	Ty James (Mercer) vs MOREHEAD STATE (Aug 27)	[5-192]

Receiving TDs

3	Ty James (Mercer) vs MOREHEAD STATE (Aug 27)
3	Chandler Smith (Samford) at Tennessee Tech (Sep 17)
3	Will Huzzie (ETSU) vs SAMFORD (Oct 22)
3	Kendall Watson (Samford) at Chattanooga (Nov 12)

Longest reception

90	Ty James (Mercer) vs MOREHEAD STATE (Aug 27)
80	D.J. Rias (Samford) at Chattanooga (Nov 12)

Field goal attempts

5	Tyler Keltner (ETSU) at Mercer (Oct 15)
5	Jerry Rice (VMI) at Samford (Nov 05)
5	Devin Folser (Mercer) at Samford (Nov 19)

Field goals made

5	Jerry Rice (VMI) at Samford (Nov 05)
4	Richard McCollum (Western Carolina) at Samford (Sep 24)
4	Tyler Keltner (ETSU) at Mercer (Oct 15)

Longest field goal

56	Colby Kintner (The Citadel) vs SAMFORD (Oct 29)
49	Tyler Keltner (ETSU) at Mercer (Oct 15)
49	Ian Williams (Furman) at UIW (Dec 03)

2022 INDIVIDUAL HIGHS

Field goal percentage (min. 2 attempts)		
100.0	Jerry Rice (VMI) at Samford (Nov 05)	[5-5]
100.0	Richard McCollum (Western Carolina) at Samford (Sep 24)	[4-4]
PAT kicks attempted		
11	Richard McCollum (Western Carolina) vs PRESBYTERIAN (Sep 17)	
9	Devin Folser (Mercer) vs MOREHEAD STATE (Aug 27)	
9	Colby Kintner (The Citadel) vs VIRGINIA-LYNCHBURG (Nov 12)	
9	Alex Lepvreau (Furman) vs WOFFORD (Nov 19)	
PAT kicks made		
11	Richard McCollum (Western Carolina) vs PRESBYTERIAN (Sep 17)	
9	Devin Folser (Mercer) vs MOREHEAD STATE (Aug 27)	
9	Colby Kintner (The Citadel) vs VIRGINIA-LYNCHBURG (Nov 12)	
9	Alex Lepvreau (Furman) vs WOFFORD (Nov 19)	
PAT kicks percentage (min. 2 attempts)		
100.0	Richard McCollum (Western Caro.) vs PRESBYTERIAN (Sep 17)	[11-11]
100.0	Devin Folser (Mercer) vs MOREHEAD STATE (Aug 27)	[9-9]
100.0	Colby Kintner (The Citadel) vs VIRGINIA-LYNCHBURG (Nov 12)	[9-9]
100.0	Alex Lepvreau (Furman) vs WOFFORD (Nov 19)	[9-9]
Punts		
9	Bradley Porcellato (Samford) at Georgia (Sep 10)	
9	Atkins Roberts (Wofford) vs ELON (Sep 10)	
Yards punted		
377	Jack Culbreath (VMI) vs FURMAN (Oct 22)	[8-377]
363	Trey Turk (Mercer) at Auburn (Sep 03)	[8-363]
Longest punt		
70	Trey Turk (Mercer) vs THE CITADEL (Sep 17)	
66	Trace Kelley (ETSU) at Mercer (Oct 15)	
Punting average (min. 2 attempts)		
57.5	Trey Turk (Mercer) vs THE CITADEL (Sep 17)	[4-230]
51.5	Jack Culbreath (VMI) at Wofford (Nov 12)	[6-309]
Punt returns		
5	AJ Colombo (Western Carolina) vs VMI (Oct 01)	
5	RJ Khayo (Wofford) vs VMI (Nov 12)	
Punt return yards		
126	Devron Harper (Mercer) at VMI (Oct 29)	
95	RJ Khayo (Wofford) vs VMI (Nov 12)	
Longest punt return		
87	Devron Harper (Mercer) at VMI (Oct 29)	
84	RJ Khayo (Wofford) vs VMI (Nov 12)	
Punt return TDs		
1	Ty Boeck (Chattanooga) vs NORTH ALA. (Sep 17)	
1	Harold O'Neal (ETSU) at Robert Morris (Sep 24)	
1	Devron Harper (Mercer) at VMI (Oct 29)	
1	RJ Khayo (Wofford) vs VMI (Nov 12)	
1	Erek Campbell (ETSU) at Mississippi St. (Nov 19)	
1	Elijah Quamily (VMI) vs THE CITADEL (Nov 19)	
Punt return average (min. 2 attempts)		
31.5	Devron Harper (Mercer) at VMI (Oct 29)	[4-126]
23.5	Alijah Huzzie (ETSU) at Mercer (Oct 15)	[2-47]
Kick returns		
6	Jay Graves-Billips (The Citadel) at Campbell (Sep 01)	
6	Devron Harper (Mercer) at Samford (Nov 19)	
Kick return yards		
175	Devron Harper (Mercer) at Samford (Nov 19)	
163	Wayne Anderson Jr. (Furman) vs WESTERN CAROLINA (Oct 15)	
Kick return average (min. 2 attempts)		
41.0	Devron Harper (Mercer) vs MOREHEAD STATE (Aug 27)	[3-123]
40.8	Wayne Anderson Jr. (Furman) vs WESTERN CAROLINA (Oct 15)	[4-163]
Longest kick return		
98	Jahleel Porter (VMI) at Chattanooga (Oct 15)	
97	Wayne Anderson Jr. (Furman) vs WESTERN CAROLINA (Oct 15)	

Kick return TDs		
1	Devron Harper (Mercer) vs MOREHEAD STATE (Aug 27)	
1	Wayne Anderson Jr. (Furman) vs WESTERN CAROLINA (Oct 15)	
1	Jahleel Porter (VMI) at Chattanooga (Oct 15)	
Combined PR/KR yards		
191	Devron Harper (Mercer) at VMI (Oct 29)	[126pr-65kr]
174	Devron Harper (Mercer) at Samford (Nov 19)	[-1pr-175kr]
Interceptions		
2	Josh Knapp (VMI) vs BUCKNELL (Sep 10)	
2	Isaac Dowling (Mercer) vs WESTERN CAROLINA (Oct 08)	
2	Mike Campbell (Mercer) vs ETSU (Oct 15)	
2	Kameron Brown (Chattanooga) vs MERCER (Oct 22)	
2	Dominick Poole (The Citadel) at Western Carolina (Oct 22)	
2	Alex Oliver (VMI) vs MERCER (Oct 29)	
2	Cally Chizik (Furman) at UIW (Dec 03)	
Interception return yards		
72	Mike Campbell (Mercer) vs ETSU (Oct 15)	
69	Cally Chizik (Furman) at UIW (Dec 03)	
Interception return average (min. 2 attempts)		
36.0	Mike Campbell (Mercer) vs ETSU (Oct 15)	[2-72]
34.5	Cally Chizik (Furman) at UIW (Dec 03)	[2-69]
Longest interception return		
67	Cam Sims (Mercer) at Gardner-Webb (Sep 24)	
56	Cally Chizik (Furman) vs NORTH GREENVILLE (Sep 01)	
Interception return TDs		
1	Alijah Huzzie (ETSU) vs MARS HILL (Sep 01)	
1	Cally Chizik (Furman) vs NORTH GREENVILLE (Sep 01)	
1	Reuben Lowery III (Chattanooga) vs WOFFORD (Sep 03)	
1	Cam Sims (Mercer) at Gardner-Webb (Sep 24)	
1	Mike Campbell (Mercer) vs ETSU (Oct 15)	
1	Kameron Brown (Chattanooga) vs MERCER (Oct 22)	
1	Travis Blackshear (Furman) at VMI (Oct 22)	
1	Chris Beverly (The Citadel) vs VIRGINIA-LYNCHBURG (Nov 12)	
1	Cally Chizik (Furman) at UIW (Dec 03)	
All-purpose yards		
369	Jacob Saylor (ETSU) at Wofford (Oct 29)	
364	Ty James (Mercer) at Samford (Nov 19)	
Tackles		
23.0	Chandler Martin (ETSU) at The Citadel (Sep 10)	[3-20]
19.0	Stone Snyder (VMI) vs CORNELL (Sep 17)	[8-11]
Sacks		
3.5	Chris Morgan (Western Carolina) vs PRESBYTERIAN (Sep 17)	[3-1]
3.0	Jay Person (Chattanooga) at ETSU (Oct 01)	[3-0]
Tackles for loss		
4.0	Jay Person (Chattanooga) at ETSU (Oct 01)	[4-0]
3.5	Chris Morgan (Western Carolina) vs PRESBYTERIAN (Sep 17)	[3-1]
3.5	Kam Brinson (Furman) at UIW (Dec 03)	[3-1]

Points	
77	Western Carolina vs PRESBYTERIAN (Sep 17)
66	The Citadel vs VIRGINIA-LYNCHBURG (Nov 12)
Points scored kicking	
15	ETSU at Mercer (Oct 15) [4fg,3pat]
15	VMI at Samford (Nov 05) [5fg,0pat]
Touchdowns	
11	Western Carolina vs PRESBYTERIAN (Sep 17)
9	Mercer vs MOREHEAD STATE (Aug 27)
9	The Citadel vs VIRGINIA-LYNCHBURG (Nov 12)
9	Furman vs WOFFORD (Nov 19)
Total offense yards	
766	Western Caro. vs PRESBYTERIAN (Sep 17) [384r,382p]
695	Mercer at Samford (Nov 19) [181r,514p]
Total offense plays	
101	Samford vs MERCER (Nov 19) [45r,56p]
97	Furman vs SAMFORD (Oct 01) [38r,59p]
Total offense yards/play	
11.1	Western Caro. vs PRESBYTERIAN (Sep 17) [69-766]
10.8	Mercer vs MOREHEAD STATE (Aug 27) [58-625]
Rushing yards	
452	The Citadel vs VIRGINIA-LYNCHBURG (Nov 12)
426	Furman vs WESTERN CAROLINA (Oct 15)
Rushing attempts	
72	The Citadel at Western Carolina (Oct 22)
66	The Citadel at VMI (Nov 19)
Yards per rush	
10.7	Western Caro. vs PRESBYTERIAN (Sep 17) [36-384]
10.2	ETSU at Wofford (Oct 29) [32-325]
Rushing TDs	
7	The Citadel vs VIRGINIA-LYNCHBURG (Nov 12)
5	Western Carolina vs PRESBYTERIAN (Sep 17)
5	Furman vs WOFFORD (Nov 19)
Longest rush	
86	Chattanooga vs WOFFORD (Sep 03)
75	The Citadel vs VIRGINIA-LYNCHBURG (Nov 12)
Passing yards	
514	Mercer at Samford (Nov 19)
462	Western Carolina at Furman (Oct 15)
Passing attempts	
59	Furman vs SAMFORD (Oct 01)
56	Samford vs MERCER (Nov 19)
Passing TDs	
6	Western Carolina at Charleston Southern (Sep 03)
6	Western Carolina vs PRESBYTERIAN (Sep 17)
Longest pass	
90	Mercer vs MOREHEAD STATE (Aug 27)
80	Samford at Chattanooga (Nov 12)
Passes completed	
45	Samford at ETSU (Oct 22)
44	Samford vs MERCER (Nov 19)
Had intercepted	
4	Western Carolina at Mercer (Oct 08)
4	Mercer at Chattanooga (Oct 22)
Pass completion percentage	
95.8	Furman vs WOFFORD (Nov 19) [23-24]
88.2	Samford at ETSU (Oct 22) [45-51]
Passing yards/attempt	
14.8	Chattanooga vs VMI (Oct 15) [21-310]
13.8	The Citadel at VMI (Nov 19) [11-152]
Yards per catch	
26.3	The Citadel vs VIRGINIA-LYNCHBURG (Nov 12)[3-79]
20.5	The Citadel at Western Carolina (Oct 22) [4-82]
Field goal attempts	
5	ETSU at Mercer (Oct 15)
5	VMI at Samford (Nov 05)
5	Mercer at Samford (Nov 19)
Field goals made	
5	VMI at Samford (Nov 05)
4	Western Carolina at Samford (Sep 24)
4	ETSU at Mercer (Oct 15)
Longest field goal	
56	The Citadel vs SAMFORD (Oct 29)
49	ETSU at Mercer (Oct 15)
49	Furman at UIW (Dec 03)

Field goal percentage	
100.0	VMI at Samford (Nov 05) [5-5]
100.0	Western Carolina at Samford (Sep 24) [4-4]
PAT kicks attempted	
11	Western Carolina vs PRESBYTERIAN (Sep 17)
9	Mercer vs MOREHEAD STATE (Aug 27)
9	The Citadel vs VIRGINIA-LYNCHBURG (Nov 12)
9	Furman vs WOFFORD (Nov 19)
PAT kicks made	
11	Western Carolina vs PRESBYTERIAN (Sep 17)
9	Mercer vs MOREHEAD STATE (Aug 27)
9	The Citadel vs VIRGINIA-LYNCHBURG (Nov 12)
9	Furman vs WOFFORD (Nov 19)
PAT kicks percentage	
100.0	Western Carolina vs PRESBYTERIAN (Sep 17)[11-11]
100.0	Mercer vs MOREHEAD STATE (Aug 27) [9-9]
100.0	The Citadel vs VIRGINIA-LYNCHBURG (Nov 12) [9-9]
100.0	Furman vs WOFFORD (Nov 19) [9-9]
2-point PAT attempts	
2	VMI vs THE CITADEL (Nov 19)
2	The Citadel at VMI (Nov 19)
2-point PATs made	
1	Wofford at Western Carolina (Nov 05)
1	Western Carolina vs CHATTANOOGA (Nov 19)
Punts	
9	Samford at Georgia (Sep 10)
9	Wofford vs ELON (Sep 10)
9	Chattanooga at Illinois (Sep 22)
9	VMI vs FURMAN (Oct 22)
Longest punt	
70	Mercer vs THE CITADEL (Sep 17)
66	ETSU at Mercer (Oct 15)
Yards punted	
377	VMI vs FURMAN (Oct 22) [9-377]
366	Chattanooga at Illinois (Sep 22) [9-366]
Punting average	
57.5	Mercer vs THE CITADEL (Sep 17) [4-230]
50.2	ETSU at Mercer (Oct 15) [4-201]
Punt returns	
5	Western Carolina vs VMI (Oct 01)
5	Wofford vs VMI (Nov 12)
Punt return yards	
126	Mercer at VMI (Oct 29)
95	Wofford vs VMI (Nov 12)
Punt return average	
34.0	ETSU at Mississippi St. (Nov 19) [2-68]
32.5	Chattanooga vs NORTH ALA. (Sep 17) [2-65]
Punt return TDs	
1	Chattanooga vs NORTH ALA. (Sep 17)
1	ETSU at Robert Morris (Sep 24)
1	Mercer at VMI (Oct 29)
1	Wofford vs VMI (Nov 12)
1	ETSU at Mississippi St. (Nov 19)
1	VMI vs THE CITADEL (Nov 19)
Longest punt return	
87	Mercer at VMI (Oct 29)
84	Wofford vs VMI (Nov 12)
Kick returns	
9	ETSU at Mercer (Oct 15)
8	ETSU at Wofford (Oct 29)
Kick return yards	
192	Mercer at Samford (Nov 19)
190	ETSU at Wofford (Oct 29)
Kick return average	
36.5	Mercer vs MOREHEAD STATE (Aug 27) [4-146]
32.6	Furman vs WESTERN CAROLINA (Oct 15) [5-163]
Longest kick return	
98	VMI at Chattanooga (Oct 15)
97	Furman vs WESTERN CAROLINA (Oct 15)
Kick return TDs	
1	Mercer vs MOREHEAD STATE (Aug 27)
1	Furman vs WESTERN CAROLINA (Oct 15)
1	VMI at Chattanooga (Oct 15)
Interceptions	
4	Mercer vs WESTERN CAROLINA (Oct 08)
4	Chattanooga vs MERCER (Oct 22)
4	The Citadel vs VIRGINIA-LYNCHBURG (Nov 12)

Interception return yards	
94	Mercer at Gardner-Webb (Sep 24)
72	Mercer vs ETSU (Oct 15)
Interception return average	
34.5	Furman at UIW (Dec 03) [2-69]
34.0	ETSU at Robert Morris (Sep 24) [2-68]
Longest interception return	
67	Mercer at Gardner-Webb (Sep 24)
56	Furman vs NORTH GREENVILLE (Sep 01)
Interception return TDs	
1	ETSU vs MARS HILL (Sep 01)
1	Furman vs NORTH GREENVILLE (Sep 01)
1	Chattanooga vs WOFFORD (Sep 03)
1	Mercer at Gardner-Webb (Sep 24)
1	Mercer vs ETSU (Oct 15)
1	Chattanooga vs MERCER (Oct 22)
1	Furman at VMI (Oct 22)
1	The Citadel vs VIRGINIA-LYNCHBURG (Nov 12)
1	Furman at UIW (Dec 03)
Fumbles lost	
3	Furman vs SAMFORD (Oct 01)
3	The Citadel vs SAMFORD (Oct 29)
Fumbles recovered	
3	Samford at Furman (Oct 01)
3	Samford at The Citadel (Oct 29)
Sacked by opponent	
7	VMI at Western Carolina (Oct 01)
6	VMI vs CORNELL (Sep 17)
6	VMI at Chattanooga (Oct 15)
QB sacks	
7	Western Carolina vs PRESBYTERIAN (Sep 17)
7	Western Carolina vs VMI (Oct 01)
Turnovers committed	
6	Mercer at Chattanooga (Oct 22)
5	Western Carolina at Mercer (Oct 08)
5	Mercer at VMI (Oct 29)
Turnovers caused	
6	Chattanooga vs MERCER (Oct 22)
5	Mercer vs WESTERN CAROLINA (Oct 08)
5	VMI vs MERCER (Oct 29)
5	The Citadel vs VIRGINIA-LYNCHBURG (Nov 12)
Kicks blocked	
2	Chattanooga vs NORTH ALA. (Sep 17)
2	Furman vs WESTERN CAROLINA (Oct 15)
2	Furman vs WOFFORD (Nov 19)
2	VMI vs THE CITADEL (Nov 19)
First downs	
34	Samford at ETSU (Oct 22)
34	Samford vs MERCER (Nov 19)
1st downs rushing	
21	Mercer at VMI (Oct 29)
21	The Citadel at VMI (Nov 19)
1st downs passing	
21	Samford vs MERCER (Nov 19)
20	Mercer at Samford (Nov 19)
1st downs by penalty	
6	Furman at UIW (Dec 03)
5	Samford vs WESTERN CAROLINA (Sep 24)
5	VMI vs ETSU (Oct 08)
5	VMI vs FURMAN (Oct 22)
Penalties	
13	ETSU at VMI (Oct 08)
12	The Citadel vs ETSU (Sep 10)
Penalties yards	
124	Western Carolina at Charleston Southern (Sep 03)
122	Western Carolina vs VMI (Oct 01)

ALL-TIME SOCON RECORDS

Winning percentage

Team (years in SoCon)	W	L	T	Pct.
Duke (24)	99	23	5	.7992
Alabama (11)	60	14	3	.7987
West Virginia (17)	56	13	3	.7986
Tennessee (11)	50	13	6	.736
East Carolina (13)	43	18	1	.702
Appalachian State (42)	204	87	5	.698
Vanderbilt (11)	42	17	5	.6953
Georgia Southern (21)	114	50	0	.6951
Tulane (11)	43	21	4	.662
North Carolina (31)	96	53	15	.631
Georgia Tech (11)	41	23	10	.622
Wake Forest (17)	65	40	5	.614
Wofford (26)	118	81	0	.593
Florida (11)	33	22	7	.589
Georgia (11)	38	26	4	.588
Samford (15)	67	50	0	.573
Furman (84)	291	224	11	.564
Clemson (31)	67	53	6	.556
William & Mary (40)	113	95	11	.541
Maryland (29)	64	58	9	.523
Marshall (21)	69	63	2	.522
Chattanooga (46)	164	165	2	.498
Virginia Tech (41)	108	112	22	.492
Mercer (9)	34	36	0	.486
Richmond (37)	102	118	10	.465
Kentucky (11)	26	31	7	.461
LSU (11)	21	25	3	.459
Washington & Lee (32)	54	70	11	.441
South Carolina (31)	67	84	10	.431
George Washington (23)	53	73	4	.423
The Citadel (84)	223	316	5	.415
ETSU (33)	91	143	0	.389
Elon (11)	32	52	0	.3809
VMI (89)	196	326	23	.3807
North Carolina State (31)	63	108	14	.378
Western Carolina (46)	124	212	1	.369
Virginia (14)	24	46	10	.363
Auburn (11)	20	40	7	.351
Mississippi State (11)	15	35	3	.311
Mississippi (11)	12	37	2	.255
Davidson (50)	51	174	8	.236
University of the South (9)	9	37	1	.202

Most victories

Team (years in SoCon)	W	L	T	Pct.
Furman (84)	291	224	11	.564
The Citadel (84)	223	316	5	.415
Appalachian State (42)	204	87	5	.698
VMI (89)	196	326	23	.381
Chattanooga (46)	164	165	2	.498
Western Carolina (46)	124	212	1	.369
Wofford (26)	118	81	0	.593
Georgia Southern (21)	114	50	0	.695
William & Mary (40)	113	95	11	.541
Virginia Tech (41)	108	112	22	.492
Richmond (37)	102	118	10	.465
Duke (24)	99	23	5	.799
North Carolina (31)	96	53	15	.631
ETSU (33)	91	143	0	.389
Marshall (21)	69	63	2	.522
Clemson (31)	67	53	6	.556
Samford (15)	67	50	0	.573
South Carolina (31)	67	84	10	.431
Wake Forest (17)	65	40	5	.614
Maryland (29)	64	58	9	.523
North Carolina State (31)	63	108	14	.378
Alabama (11)	60	14	3	.799
West Virginia (17)	56	13	3	.799
Washington & Lee (32)	54	70	11	.441
George Washington (23)	53	73	4	.423
Davidson (50)	51	174	8	.236
Tennessee (11)	50	13	6	.736
East Carolina (13)	43	18	1	.702
Tulane (11)	43	21	4	.662
Vanderbilt (11)	42	17	5	.695
Georgia Tech (11)	41	23	10	.622
Georgia (11)	38	26	4	.588
Mercer (9)	34	36	0	.486
Florida (11)	33	22	7	.589
Elon (11)	32	52	0	.381
Kentucky (11)	26	31	7	.461
Virginia (14)	24	46	10	.363
LSU (11)	21	25	3	.459
Auburn (11)	20	40	7	.351
Mississippi State (11)	15	35	3	.311
Mississippi (11)	12	37	2	.255
University of the South (9)	9	37	1	.202



Tennessee's General Robert Neyland (right) guided the Volunteers to a 41-2-5 record and one SoCon title from 1926-32.



Legendary coach Paul "Bear" Bryant (center) began his coaching career in 1945 at then-SoCon member Maryland, guiding the Terrapins to a 6-2-1 overall mark.

Most victories (overall)

Rk	Coach, school (seasons)	Wins
1.	Jerry Moore, Appalachian State (1989-12)	215
2.	Wallace Wade, Alabama (1923-30); Duke (1931-41, 46-50)	171 (61 UA/110 DU)
3.	Mike Ayers, ETSU (1985-87); Wofford (1997-17)	161 (11 ETSU/150 WOF)
4.	Bobby Lamb, Furman (2002-10); Mercer (2014-19)	98 (67 FUR/31 MER)
5.	D.C. Walker, Wake Forest (1937-50)	77
6.	Frank Howard, Clemson (1940-52)	69
	Dick Sheridan, Furman (1978-85)	69
	Chris Hatcher, Samford (2007-09, 15-pr.)	69 (18 GSU/51 SAM)
9.	H.C. Byrd, Maryland (1921-34)	68
10.	Jimmy Satterfield, Furman (1986-93)	66
	Bob Waters, Western Carolina (1977-88)	66

Average wins per season (min. three seasons)

Rk	Coach, school (seasons)	Avg.	Wins	Seasons
1.	Paul Johnson, Georgia Southern (1997-01)	12.4	62	5
2.	Jim Donnan, Marshall (1990-95)	10.7	64	6
3.	Jeff Monken, Georgia Southern (2010-13)	9.5	38	4
4.	Jerry Moore, Appalachian State (1989-12)	8.9	215	24
5.	Mike Sewak, Georgia Southern (2002-05)	8.8	35	4
6.	Dick Sheridan, Furman (1978-85)	8.6	69	8
7.	Joe Morrison, Chattanooga (1977-79)	8.3	25	3
	Tim Stowers, Georgia Southern (1993-95)	8.3	25	3
9.	George Chaump, Marshall (1986-89)	8.3	33	4
	Jimmy Satterfield, Furman (1986-93)	8.3	66	8

Winning percentage (min. three seasons)


Rk	Coach, school (seasons)	Pct.	Record
1.	Robert Neyland, Tennessee (1926-32)	93.4	61-2-5
2.	Paul Johnson, Georgia Southern (1997-01)	86.1	62-10
3.	Jim Tatum, Maryland (1947-52)	79.7	46-11-2
4.	Joe Morrison, Chattanooga (1977-79)	78.8	25-6-2
5.	Carl Voyles, William & Mary (1939-42)	78.2	29-7-3
6.	Wallace Wade, Alabama (1923-30); Duke (1931-41, 46-50)	76.5	171-49-10 (61-13-3 UA/110-36-7 DU)
7.	Jim Donnan, Marshall (1990-95)	75.3	64-21
8.	Dick Sheridan, Furman (1978-85)	74.5	69-23-2
9.	Pat Dye, East Carolina (1974-76)	72.7	24-9
10.	Jeff Monken, Georgia Southern (2010-13)	71.7	38-16

Most seasons

Rk	Coach, school (seasons)	Seasons
1.	Wallace Wade, Alabama (1923-30); Duke (1931-41, 46-50)	24 (8 UA/16 DU)
	Jerry Moore, Appalachian State (1989-12)	24
	Mike Ayers, ETSU (1985-87); Wofford (1997-17)	24 (3 ETSU/21 WOF)
4.	Ed Merrick, Richmond (1951-65)	15
	Bob King, Furman (1958-72)	15
	Bobby Lamb, Furman (2002-10); Mercer (2014-19)	15 (9 FUR/6 MER)
7.	H.C. Byrd, Maryland (1921-34)	14
	D.C. Walker, Wake Forest (1937-50)	14
	Bob Thalman, VMI (1971-84)	14
10.	Frank Howard, Clemson (1940-52)	13
	William Dole, Davidson (1952-64)	13
	John McKenna, VMI (1953-65)	13



Jerry Moore's 215 wins in 24 seasons at Appalachian State are the most of any SoCon head coach.



Wallace Wade won 171 games while at Alabama (61) and Duke (110) and later became the SoCon's first commissioner.



Mike Ayers retired after the 2017 season third all-time on the SoCon wins chart with 161 over 24 seasons at ETSU and Wofford.

NFL DRAFT PICKS

Year	Rd.	Sel.	Team	Name	Pos.	School	Year	Rd.	Sel.	Team	Name	Pos.	School
1936	6	54	New York Giants	Gus Durner	T	Duke	1944	13	129	Chicago Cardinals	Bob Longacre	B	William & Mary
1937	2	13	Brooklyn Dodgers	Ace Parker	TB	Duke	1944	14	142	Boston Yanks	John Maskas	G	Virginia Tech
1937	6	51	Philadelphia Eagles	Bill Guckeyson	B	Maryland	1944	15	146	Philadelphia Eagles	Dom Fusci	T	South Carolina
1937	6	54	New York Giants	Jim Farley	G	VMI	1944	15	150	Chicago Bears	Bill Milner	LB	Duke
1937	7	63	Chicago Cardinals	Herm Dickerson	B	Virginia Tech	1944	17	168	Philadelphia Eagles	Jackie Freeman	B	William & Mary
1937	10	96	Washington Redskins	Mac Cara	E	North Carolina State	1944	17	171	Washington Redskins	Tom Davis	B	Duke
1938	5	36	Detroit Lions	Andy Bershak	E	North Carolina	1944	18	181	Green Bay Packers	Hugh Cox	B	North Carolina
1938	6	45	Chicago Cardinals	Joe Brunansky	T	Duke	1944	19	197	Boston Yanks	Art Faircloth	B	North Carolina State
1938	8	64	Pittsburgh Pirates	Tom Burnette	B	North Carolina	1944	21	219	Boston Yanks	Bill Furman	T	Washington & Lee
1938	12	103	Brooklyn Dodgers	Lou Mark	C	North Carolina State	1944	23	236	Green Bay Packers	John Perry	B	Duke
1938	12	108	New York Giants	Elmore Hackney	B	Duke	1944	24	242	Chicago Cardinals	Bob Nanni	T	Duke
1938	12	109	Washington Redskins	Hank Bartos	G	North Carolina	1944	24	248	Washington Redskins	Ed Bauer	G	South Carolina
1939	5	37	Detroit Lions	Steve Maronic	T	North Carolina	1944	24	252	Boston Yanks	Courtney Lawlor	B	Richmond
1939	5	40	New York Giants	Don Willis	B	Clemson	1944	26	269	Green Bay Packers	Ray Jordan	B	North Carolina
1939	6	49	Green Bay Packers	Larry Craig	QB	South Carolina	1944	30	308	Chicago Cardinals	Lloyd Ott	C	North Carolina State
1939	8	65	Brooklyn Dodgers	Dan Hill	C	Duke	1945	1	10	New York Giants	Elmer Barbour	BB	Wake Forest
1939	12	104	Philadelphia Eagles	Jack Kraynick	B	North Carolina	1945	10	93	Chicago Bears	Billy Poe	B	Clemson
1939	12	108	Washington Redskins	Robert O'Mara	B	Duke	1945	13	121	Chicago Cardinals	Buddy Luper	B	Duke
1939	13	111	Chicago Cardinals	Andy Sabodos	G	The Citadel	1945	13	123	Boston Yanks	George McDonald	T	South Carolina
1939	14	121	Pittsburgh Pirates	Ed Clary	B	South Carolina	1945	15	144	Chicago Cardinals	Gordon Carver	B	Duke
1939	14	130	New York Giants	George Watson	B	North Carolina	1945	15	146	Boston Yanks	Chan Highsmith	C	North Carolina
1939	15	135	Brooklyn Dodgers	Lou Trunzo	G	Wake Forest	1945	16	156	Boston Yanks	Skimp Harrison	E	South Carolina
1939	15	138	Washington Redskins	Eric Tipton	B	Duke	1945	16	160	Washington Redskins	Dom Fusci	T	South Carolina
1939	16	142	Chicago Cardinals	Gus Goins	E	Clemson	1945	17	167	Chicago Cardinals	Ben Cittadino	E	Duke
1940	1	4	Brooklyn Dodgers	Banks McFadden	HB	Clemson	1945	17	172	Chicago Bears	Nick Sacrinty	QB	Wake Forest
1940	1	2	Philadelphia Eagles	George McAfee	HB	Duke	1945	18	177	Chicago Cardinals	Ralph Strayhorn	G	North Carolina
1940	2	11	Chicago Cardinals	George Stirnweiss	B	North Carolina	1945	18	185	New York Giants	Bill Byrd	C	Maryland
1940	3	19	Brooklyn Dodgers	Rhoten Shetley	B	Furman	1945	22	220	Chicago Cardinals	Fred Grant	B	Wake Forest
1940	4	29	Brooklyn Dodgers	Bill Bailey	OE	Duke	1945	24	246	Cleveland Rams	Stan Nowak	E	South Carolina
1940	7	54	Brooklyn Dodgers	Ty Coon	G	North Carolina State	1945	25	256	Boston Yanks	Bill Iancelli	E	William & Mary
1940	7	55	Cleveland Rams	Bob Nowaskey	DE	George Washington	1945	26	271	Chicago Bears	Lu Gambino	FB	Maryland
1940	9	73	Pittsburgh Steelers	Dick Boisseau	T	Washington & Lee	1945	27	277	Pittsburgh Steelers	Glen Stough	T	Duke
1940	10	82	Pittsburgh Steelers	Paul Shu	B	VMI	1945	27	279	Cleveland Rams	Russ Perry	B	Wake Forest
1940	12	108	Washington Redskins	Allen Johnson	G	Duke	1945	29	302	Washington Redskins	Frank Irvin	T	Duke
1940	13	120	New York Giants	Joe Payne	E	Clemson	1945	29	304	Chicago Bears	Nick Forkovitch	FB	William & Mary
1940	16	148	Washington Redskins	Bolo Perdue	DE	Duke	1946	2	13	Pittsburgh Steelers	George Clark	B	Duke
1940	17	153	Pittsburgh Steelers	Mike Sullivan	E	North Carolina State	1946	2	15	New York Giants	Elmer Jones	G	Wake Forest
1940	18	166	Detroit Lions	Frank Ribar	B	Duke	1946	3	20	New York Giants	Hosea Rodgers	FB	North Carolina
1940	18	161	Chicago Cardinals	Shad Bryant	B	Clemson	1946	4	29	Chicago Bears	Ernie Knotts	G	Duke
1940	19	178	Washington Redskins	Charley Slagle	B	North Carolina	1946	5	38	Detroit Lions	Dave Harris	E	Wake Forest
1940	20	181	Chicago Cardinals	Rupert Pate	G	Wake Forest	1946	6	43	Pittsburgh Steelers	Marion Woods	G	Clemson
1941	1	11	Philadelphia Eagles	Art Jones	B	Richmond	1946	10	88	Philadelphia Eagles	Al Vandeweghe	E	William & Mary
1941	4	27	Pittsburgh Steelers	Jim Ringgold	B	Wake Forest	1946	11	93	Pittsburgh Steelers	Doc Holloway	G	William & Mary
1941	7	55	Detroit Lions	John Jett	E	Wake Forest	1946	12	105	New York Giants	Al Bush	T	Duke
1941	8	64	Cleveland Rams	Tony Gallovich	WB	Wake Forest	1946	14	147	Detroit Lions	Kelley Mote	OE	Duke
1941	9	75	Detroit Lions	Jasper Davis	B	Duke	1946	15	136	Green Bay Packers	Jim Hough	G	Clemson
1941	10	84	Cleveland Rams	John Pendergast	C	Wake Forest	1946	15	138	Detroit Lions	Pat Thrash	E	South Carolina
1941	10	88	Chicago Bears	Jim Lalanne	B	North Carolina	1946	16	144	Chicago Bears	Ted Hazelwood	T	North Carolina
1941	12	102	Pittsburgh Steelers	Paul Severin	E	North Carolina	1946	16	148	Philadelphia Eagles	Buddy Hubbard	B	William & Mary
1941	16	142	Pittsburgh Steelers	Wes McAfee	HB	Duke	1946	18	161	Chicago Cardinals	Frank Irvin	T	Duke
1941	16	143	Chicago Cardinals	Gates Kimball	T	North Carolina	1946	18	163	Pittsburgh Steelers	Charles (Buck) Garrison	G	Wake Forest
1941	18	162	Pittsburgh Steelers	Bill Cornwell	T	Furman	1946	19	171	Chicago Cardinals	Pride Ratterree	B	Wake Forest
1941	19	179	Chicago Bears	Alex Winterson	T	Duke	1946	20	188	Philadelphia Eagles	Dave Butcher	B	William & Mary
1942	1	4	Chicago Cardinals	Steve Lach	FB	Duke	1946	21	200	Los Angeles Rams	Cliff Lewis	DB	Duke
1942	5	35	Detroit Lions	Joe Blalock	E	Clemson	1946	23	213	Pittsburgh Steelers	Bill Leitheiser	G	Duke
1942	6	49	Green Bay Packers	Joe Krivonak	G	South Carolina	1946	24	222	Boston Yanks	Mike Karmazin	G	Duke
1942	7	58	New York Giants	Tommy Prothro	B	Duke	1946	28	262	Boston Yanks	Don Gleasner	E	Maryland
1942	9	76	Washington Redskins	Frank Swiger	B	Duke	1946	28	264	Chicago Bears	Howard Weldon	G	North Carolina
1942	11	95	Detroit Lions	John Polanski	FB	Wake Forest	1946	29	275	New York Giants	Steve Lucas	E	Duke
1942	13	114	Chicago Cardinals	Charley Givler	G	Wake Forest	1946	29	276	Green Bay Packers	Francis Saunders	T	Clemson
1942	13	118	New York Giants	Bob Barnett	C	Duke	1946	30	281	Chicago Cardinals	Jim LaRue	B	Duke
1942	14	129	Green Bay Packers	Bill Applegate	G	South Carolina	1946	30	285	New York Giants	Bill Voris	B	North Carolina
1942	18	164	Chicago Cardinals	Carl Sumthamer	C	North Carolina	1947	7	49	Pittsburgh Steelers	Bryant Meeks	C	South Carolina
1942	19	176	Washington Redskins	Charlie Timmons	B	Clemson	1947	7	50	Chicago Cardinals	Howard Turner	B	North Carolina State
1942	20	181	Pittsburgh Steelers	Frank Kapriva	G	Wake Forest	1947	8	57	Boston Yanks	Bill Chipley	E	Washington & Lee
1942	22	197	Brooklyn Dodgers	Walt Fedora	FB	George Washington	1947	9	66	Detroit Lions	Kale Alexander	T	South Carolina
1943	1	2	Philadelphia Eagles	Joe Muha	FB	VMI	1947	9	71	Philadelphia Eagles	Bob Leonetti	G	Wake Forest
1943	3	21	New York Giants	Dewey Proctor	B	Furman	1947	10	78	Pittsburgh Steelers	Paul Gibson	E	North Carolina State
1943	4	26	Detroit Lions	Ralph Hamer	B	Furman	1947	10	80	Philadelphia Eagles	Ulysses Cornogg	T	Wake Forest
1943	6	43	Brooklyn Dodgers	Harvey Johnson	T	William & Mary	1947	10	79	Washington Redskins	Ernie Williamson	T	North Carolina
1943	6	47	Philadelphia Eagles	Lou Sossamon	C	South Carolina	1947	12	98	Pittsburgh Steelers	Jack Fitch	B	North Carolina
1943	7	51	Detroit Lions	Paul Sizemore	E	Furman	1947	12	99	Washington Redskins	Ulysses S. Savage	E	Richmond
1943	9	73	Chicago Cardinals	Moffatt Storer	B	Duke	1947	13	108	Washington Redskins	Bob Steckroth	E	William & Mary
1943	11	96	New York Giants	Glenn Knox	E	William & Mary	1947	13	115	Chicago Bears	Emil Fritz	G	Maryland
1943	13	117	Philadelphia Eagles	Pete Boltrek	T	North Carolina State	1947	14	117	Boston Yanks	Leo Long	B	Duke
1943	14	124	Chicago Cardinals	Buster Ramsey	G	William & Mary	1947	15	131	Chicago Cardinals	Buddy Mulligan	B	Duke
1943	16	141	Detroit Lions	Marv Bass	T	William & Mary	1947	16	138	Pittsburgh Steelers	Ralph Jenkins	C	Clemson
1943	17	159	Chicago Bears	Pat Preston	G	Wake Forest	1947	18	159	Washington Redskins	Tom Nichols	B	Richmond
1943	20	189	Chicago Bears	Marion Butler	B	Clemson	1947	18	164	New York Giants	Dick Brinkley	B	Wake Forest
1943	21	196	New York Giants	Tank Marshall	G	North Carolina	1947	18	165	Chicago Bears	Walt Pupa	B	North Carolina
1943	22	206	New York Giants	John Korczowski	B	William & Mary	1947	19	168	Washington Redskins	Harry Dowda	DB	Wake Forest
1943	23	214	Brooklyn Dodgers	W.J. Gibson	E	North Carolina State	1947	22	200	Philadelphia Eagles	George Blomquist	E	North Carolina State
1943	32	298	Green Bay Packers	Ken Roskie	FB	South Carolina	1947	25	228	Washington Redskins	Hal Mullins	T	Duke
1944	3	25	Pittsburgh Steelers	Bob Gantt	E	Duke	1947	27	248	Washington Redskins	Otis Sacrinty	B	Wake Forest
1944	5	41	Chicago Cardinals	George Owen	G	Wake Forest	1947	28	258	Pittsburgh Steelers	Ralph Sazio	T	William & Mary
1944	7	65	Boston Yanks	Mike Andrews	E	North Carolina State	1947	28	262	Green Bay Packers	Baxter Jerrell	T	North Carolina
1944	8	66	Chicago Cardinals	Red Cochran	QB	Wake Forest	1947	28	263	Los Angeles Rams	Jim Hunnicutt	G	South Carolina
1944	8	75	Cleveland Rams	Stan Stascia	B	South Carolina	1947	29	274	New York Giants	Claude Harrison	B	South Carolina
1944	10	92	New York Giants	Ernie Beamer	E	Duke	1947	31	291	Los Angeles Rams	James Atwell	B	South Carolina
1944	10	95	Chicago Bears	Bill Starford	C	Wake Forest	1948	3	16	Washington Redskins	Tommy Thompson	LB	William & Mary
1944	12	114	New York Giants	Tommy Mont	QB	Maryland	1948	3	23	Chicago Cardinals	Bill Smith	T	North Carolina


Year	Rd.	Sel.	Team	Name	Pos.	School	Year	Rd.	Sel.	Team	Name	Pos.	School
1948	5	32	Chicago Bears	Knox Ramsey	G	William & Mary	1951	28	337	Los Angeles Rams	Sterling Wingo	B	Virginia Tech
1948	8	65	Chicago Cardinals	Jim Camp	B	North Carolina	1951	29	346	Philadelphia Eagles	Roscoe Hansen	E	North Carolina
1948	9	74	Chicago Bears	Malachi Mills	T	VMI	1951	30	360	Chicago Bears	Charley Butler	E	George Washington
1948	9	75	New York Giants	Ed Royston	G	Wake Forest	1952	1	6	Pittsburgh Steelers	Ed Modzelewski	FB	Maryland
1948	10	76	New York Giants	Stan Magdziak	B	William & Mary	1952	2	19	Washington Redskins	Andy Davis	DB	George Washington
1948	11	92	Chicago Bears	Jim McDowell	G	William & Mary	1952	3	30	Pittsburgh Steelers	Steve Wadiak	B	South Carolina
1948	18	165	Chicago Cardinals	Harry Caughron	T	William & Mary	1952	4	39	Cleveland Browns	Elmer Costa	G	North Carolina State
1948	20	180	Los Angeles Rams	Jim Rees	T	North Carolina State	1952	5	59	New York Giants	Bob Patton	T	Clemson
1948	20	184	Pittsburgh Steelers	Fred Folger	B	Duke	1952	6	62	New York Giants	Dave Cianelli	C	Maryland
1948	21	188	Washington Redskins	Bryan Bell	B	Washington & Lee	1952	6	67	Washington Redskins	Ed Kensler	G	Maryland
1948	21	189	Boston Yanks	Jim Lukens	E	Washington & Lee	1952	7	75	Chicago Cardinals	Harry Jabbusch	C	South Carolina
1948	23	208	Washington Redskins	Lou Hoitsma	E	William & Mary	1952	11	128	Chicago Bears	Bill Miller	B	Wake Forest
1948	23	212	Chicago Bears	Jim Duncan	E	Wake Forest	1952	13	148	Green Bay Packers	Billy Hair	B	Clemson
1948	23	214	Pittsburgh Steelers	Dick Norman	C	Washington & Lee	1952	13	156	Cleveland Browns	Tom Cosgrove	C	Maryland
1948	24	225	Chicago Cardinals	Dick Wedel	G	Wake Forest	1952	14	160	Chicago Cardinals	Tom Toffaute	C	North Carolina State
1948	27	246	New York Giants	Tom Salisbury	T	Clemson	1952	14	169	Los Angeles Rams	Joe Mossa	T	Maryland
1948	27	252	Philadelphia Eagles	Bill Stanton	DE	North Carolina State	1952	15	179	New York Giants	Paul Bischoff	E	West Virginia
1948	26	237	Detroit Lions	Phil Alexander	T	South Carolina	1952	16	186	Pittsburgh Steelers	Pete Ladogo	G	Maryland
1948	26	243	Philadelphia Eagles	Lou Creekmur	T	William & Mary	1952	17	199	Washington Redskins	Gil Bocetti	B	Washington & Lee
1948	28	263	Chicago Bears	Fred Hardison	E	Duke	1952	19	219	Chicago Cardinals	Ed Listopad	G	Wake Forest
1948	30	279	Boston Yanks	Harry Bonk	B	Maryland	1952	19	221	Philadelphia Eagles	Talbott Trammell	E	Washington & Lee
1949	1	6	Pittsburgh Steelers	Bobby Gage	B	Clemson	1952	19	226	Detroit Lions	Blaine Earon	DE	Duke
1949	1	7	Los Angeles Rams	Bobby Thomason	QB	VMI	1952	20	241	Los Angeles Rams	Ed Weber	B	William & Mary
1949	7	71	Philadelphia Eagles	Frank Gillespie	G	Clemson	1952	22	259	Washington Redskins	Jim O'Rourke	B	North Carolina State
1949	2	14	New York Giants	Al DeRogatis	DT	Duke	1952	23	272	Chicago Bears	Paul Nestor	T	Maryland
1949	3	28	Washington Redskins	Len Szafaryn	T	North Carolina	1952	23	275	New York Giants	Bob Bickel	B	Duke
1949	3	31	Chicago Bears	Red O'Quinn	DB	Wake Forest	1952	24	278	New York Giants	Bob Ward	G	Maryland
1949	5	44	New York Bulldogs	Mike Boyda	LB	Washington & Lee	1952	24	279	Green Bay Packers	John Schuetzner	E	South Carolina
1949	5	50	Chicago Cardinals	Tom Wham	E	Furman	1952	26	304	Chicago Cardinals	Charley Fry	T	Maryland
1949	6	60	Chicago Cardinals	Bernie Hanula	T	Wake Forest	1952	27	324	Cleveland Browns	Bill Maletzky	G	Maryland
1949	8	73	New York Bulldogs	Mike Rubish	E	North Carolina	1952	28	332	Chicago Bears	Karney Scioscia	B	Maryland
1949	8	78	Washington Redskins	Bob Kennedy	B	North Carolina	1952	30	354	Pittsburgh Steelers	Ed Kissell	DB	Wake Forest
1949	10	92	Detroit Lions	Bill Davis	G	Duke	1952	30	356	Chicago Bears	Bob Shemonski	B	Maryland
1949	14	138	Washington Redskins	Pat Haggerty	E	William & Mary	1953	1	3	Washington Redskins	Jack Scarbath	QB	Maryland
1949	16	153	New York Bulldogs	Jack Bruce	B	William & Mary	1953	2	16	Washington Redskins	Dick Modzelewski	DT	Maryland
1949	19	189	Chicago Bears	Bob Mitten	G	North Carolina	1953	4	43	Pittsburgh Steelers	Lloyd Colterayhn	E	Maryland
1949	20	192	Detroit Lions	Joe Romano	T	North Carolina	1953	4	42	Chicago Bears	Joe Koch	B	Wake Forest
1949	20	197	Los Angeles Rams	Lloyd Eisenberg	T	Duke	1953	4	47	San Francisco 49ers	Ed Fullerton	DB	Maryland
1949	21	208	Washington Redskins	Tommy Hughes	B	Duke	1953	5	54	Pittsburgh Steelers	Bob Gaona	T	Wake Forest
1949	21	209	Chicago Bears	Jim Duncan	E	Duke	1953	5	55	Chicago Bears	Stan Jones	G	Maryland
1949	22	213	New York Bulldogs	Jim Lail	B	Wake Forest	1953	6	67	Pittsburgh Steelers	Tom Barton	G	Clemson
1949	22	215	New York Giants	Tom Fetzter	B	Wake Forest	1953	6	71	Chicago Cardinals	Tom Higgins	T	North Carolina
1949	23	230	Chicago Cardinals	Bob Cox	E	North Carolina	1953	7	78	Pittsburgh Steelers	John Alderton	DE	Maryland
1949	25	249	Chicago Bears	Stan Marczyk	T	North Carolina	1953	8	89	Washington Redskins	Lew Weidensaul	E	Maryland
1950	2	16	New York Yanks	Art Weiner	E	North Carolina	1953	8	90	Chicago Bears	John Kreamcheck	DT	William & Mary
1950	3	34	Pittsburgh Steelers	George Hughes	T	William & Mary	1953	8	97	Los Angeles Rams	Bob Morgan	DT	Maryland
1950	5	60	Pittsburgh Steelers	Louis Allen	OT	Duke	1953	10	122	Detroit Lions	Dreher Gaskin	E	Clemson
1950	6	69	Green Bay Packers	Jack Cloud	LB	William & Mary	1953	11	124	Washington Redskins	Alex Webster	HB	North Carolina State
1950	9	108	Green Bay Packers	Roger Wilson	E	South Carolina	1953	12	137	Washington Redskins	Buzz Nutter	C	Virginia Tech
1950	9	113	Chicago Cardinals	Vito Ragazzo	E	William & Mary	1953	12	138	Chicago Bears	Jim Lawrence	T	Duke
1950	9	117	Cleveland Browns	Jim Duncan	DE	Wake Forest	1953	12	141	San Francisco 49ers	Carson Leach	G	Duke
1950	10	130	Cleveland Browns	Frank O'Pella	B	William & Mary	1953	12	146	Detroit Lions	Larry Spencer	B	Wake Forest
1950	16	201	Washington Redskins	Charlie Justice	B	North Carolina	1953	13	151	Green Bay Packers	Bob Orders	C	West Virginia
1950	16	203	Chicago Cardinals	Harry Bierman	E	Furman	1953	13	158	Detroit Lions	Bob Thomas	E	Washington & Lee
1950	16	206	Chicago Bears	Ed Bradley	G	Wake Forest	1953	14	159	Baltimore Colts	Frank Continetti	G	George Washington
1950	17	217	Chicago Cardinals	Tom Palmer	DT	Wake Forest	1953	16	190	Philadelphia Eagles	Bud Wallace	B	North Carolina
1950	18	230	Pittsburgh Steelers	Kenneth Powell	E	North Carolina	1953	17	206	Detroit Lions	Ray Green	T	Duke
1950	20	252	Detroit Lions	Fred Davis	E	Maryland	1953	18	210	Chicago Bears	Jim Shirley	B	Clemson
1950	22	282	Pittsburgh Steelers	Stan Burak	B	George Washington	1953	18	211	Pittsburgh Steelers	Carl Holben	T	Duke
1950	22	284	Chicago Bears	Jim Byler	G	North Carolina State	1953	18	218	Detroit Lions	Ed Mioduszewski	QB	William & Mary
1950	24	304	Detroit Lions	Jim McDowell	G	William & Mary	1953	19	220	Washington Redskins	Tom Flyzich	T	George Washington
1950	25	325	Cleveland Browns	Jim Brasher	C	Maryland	1953	19	221	Chicago Cardinals	Tom Donahue	C	Wake Forest
1950	26	331	Washington Redskins	Earl Roth	B	Maryland	1953	20	233	Washington Redskins	Bill Link	G	Wake Forest
1950	29	367	New York Bulldogs	Ed Jasonek	B	Furman	1953	21	246	Pittsburgh Steelers	Don Earley	G	South Carolina
1950	29	378	Philadelphia Eagles	Wes Curtier	T	Richmond	1953	21	251	Philadelphia Eagles	Hal Brooks	T	Washington & Lee
1951	2	21	Washington Redskins	Jim Staton	DT	Wake Forest	1953	22	259	Pittsburgh Steelers	Ed O'Connor	T	Maryland
1951	2	23	Chicago Bears	Bill George	LB	Wake Forest	1953	22	264	Cleveland Browns	Byrd Looper	B	Duke
1951	2	25	New York Giants	Ray Krouse	DT	Maryland	1953	24	290	Detroit Lions	Truett Grant	T	Duke
1951	3	27	Green Bay Packers	Fred Cone	FB	Clemson	1953	25	292	Washington Redskins	Art Hurd	G	Maryland
1951	4	46	New York Yanks	Elmer Wingate	DE	Maryland	1953	25	295	Chicago Bears	Clyde Pickard	G	Wake Forest
1951	6	64	San Francisco 49ers	Bishop Strickland	FB	South Carolina	1953	29	341	Chicago Cardinals	Earl Wrightenberry	T	Clemson
1951	6	66	Chicago Cardinals	Ed Jasonek	B	Furman	1953	29	343	Chicago Bears	Jack Lewis	E	Wake Forest
1951	7	81	Pittsburgh Steelers	Ray Mathews	B	Clemson	1953	29	347	New York Giants	Bob Griffis	G	Furman
1951	7	82	Cleveland Browns	Irv Holdash	C	North Carolina	1953	30	354	Chicago Bears	Bill Brehany	QB	VMI
1951	7	86	Cleveland Browns	Walt Michaels	LB	Washington & Lee	1953	30	355	Pittsburgh Steelers	Lou Tepe	C	Duke
1951	8	87	Washington Redskins	Billy Cox	DB	Duke	1954	3	35	San Francisco 49ers	Steve Korcheck	C	George Washington
1951	9	101	Washington Redskins	Jake Rowden	C	Maryland	1954	3	37	Detroit Lions	Bill Bowman	FB	William & Mary
1951	9	108	Chicago Bears	Bill Gregus	B	Wake Forest	1954	4	40	Green Bay Packers	Tommy Allman	B	West Virginia
1951	10	123	Cleveland Browns	Chet Gierula	G	Maryland	1954	5	54	Chicago Bears	Bob Griffis	G	Furman
1951	11	129	Pittsburgh Steelers	Joe McCutcheon	C	Washington & Lee	1954	5	61	Detroit Lions	George Parozzo	T	William & Mary
1951	11	131	New York Yanks	Wyndie Wyndham	B	Clemson	1954	6	68	Washington Redskins	Bill McHenry	C	Washington & Lee
1951	12	146	New York Giants	Bob Hudson	E	Clemson	1954	8	89	New York Giants	Ralph Starkey	T	West Virginia
1951	15	173	San Francisco 49ers	Dave Sparks	G	South Carolina	1954	8	92	Washington Redskins	Bill Marker	E	West Virginia
1951	16	195	Cleveland Browns	Ed Pasky	B	South Carolina	1954	12	140	Washington Redskins	Ben Dunkerley	T	West Virginia
1951	17	201	Pittsburgh Steelers	Ted Gehlmann	T	William & Mary	1954	15	178	Los Angeles Rams	Ed Elliott	B	Richmond
1951	19	224	Philadelphia Eagles	Jack Bove	T	West Virginia	1954	19	218	Chicago Cardinals	Jerry Sazio	T	William & Mary
1951	20	240	Chicago Bears	Larry Smith	C	South Carolina	1954	21	250	Los Angeles Rams	Jerry Cooper	T	West Virginia
1951	22	262	Pittsburgh Steelers	Dick Hendley	B	Clemson	1954	22	258	Chicago Bears	Charlie Sumner	DB	William & Mary
1951	24	282	Washington Redskins	Tom Powers	B	Duke	1954	24	282	Chicago Bears	Bill Jarrett	B	West Virginia
1951	25	300	Los Angeles Rams	Jackie Calvert	T	Clemson	1954	24	286	Los Angeles Rams	Ed Brookman	T	West Virginia
1951	26	308	Detroit Lions	Frank Kazmierski	C	West Virginia	1954	25	300	Cleveland Browns	Tom Hughes	T	Virginia Tech

#SoConFB


NFL DRAFT PICKS

SOCON


Year	Rd.	Sel.	Team	Name	Pos.	School	Year	Rd.	Sel.	Team	Name	Pos.	School
1954	27	324	Cleveland Browns	Johnny Mapp	B	VMI	1959	13	150	San Francisco 49ers	Bill Lopasky	G	West Virginia
1954	28	326	Chicago Cardinals	Tom Koller	B	William & Mary	1959	14	165	Los Angeles Rams	Pete Davidson	T	The Citadel
1954	29	345	Philadelphia Eagles	Jack Stone	B	West Virginia	1959	17	193	Green Bay Packers	Tom Secules	B	William & Mary
1954	29	348	Cleveland Browns	Troy Carter	B	VMI	1959	21	244	Washington Redskins	Mel Reight	B	West Virginia
1955	5	51	Baltimore Colts	George Preas	T	Virginia Tech	1959	21	245	Detroit Lions	Buddy Davis	B	Richmond
1955	5	57	Philadelphia Eagles	Gene Lamone	G	West Virginia	1959	22	255	Chicago Cardinals	Glenn Shamblin	B	West Virginia
1955	7	76	Washington Redskins	Erik Christensen	E	Richmond	1959	22	260	Chicago Bears	Lennie Rubal	B	William & Mary
1955	7	82	San Francisco 49ers	Johnny Dean	B	Virginia Tech	1959	26	302	Philadelphia Eagles	Jim Burks	T	Virginia Tech
1955	7	83	Chicago Bears	Bruce Sturgess	B	William & Mary	1959	27	323	New York Giants	Joe Biscaha	E	Richmond
1955	11	128	New York Giants	Bill Hillen	E	West Virginia	1960	2	21	Washington Redskins	Sam Horner	HB	VMI
1955	13	154	San Francisco 49ers	Richie Gaskell	E	George Washington	1960	8	86	Los Angeles Rams	Carroll Dale	WR	Virginia Tech
1955	18	211	Los Angeles Rams	Clyde Sweeney	T	West Virginia	1960	14	163	Cleveland Browns	Bill Dumbauld	T	West Virginia
1955	21	242	Chicago Cardinals	Howie Wright	B	Virginia Tech	1960	14	164	Philadelphia Eagles	Ray Peterson	B	West Virginia
1955	22	255	Washington Redskins	Joe Boland	B	George Washington	1960	15	169	Los Angeles Rams	Harry Rakowski	C	The Citadel
1955	23	268	Washington Redskins	Chuck Donaldson	C	West Virginia	1960	16	186	Pittsburgh Steelers	Dave Ames	B	Richmond
1955	27	315	Baltimore Colts	Jim Locke	T	Virginia Tech	1960	17	194	Chicago Cardinals	Joe Davis	T	The Citadel
1955	28	332	New York Giants	Al Crow	DT	William & Mary	1961	3	42	Philadelphia Eagles	Don Oakes	T	Virginia Tech
1955	30	351	Washington Redskins	Tom Petty	E	Virginia Tech	1961	6	77	Baltimore Colts	Don Kern	HB	VMI
1956	1	6	Los Angeles Rams	Joe Marconi	FB	West Virginia	1961	12	157	Washington Redskins	Bob Coolbaugh	E	Richmond
1956	2	15	San Francisco 49ers	Bruce Bosley	C	West Virginia	1961	12	160	Chicago Bears	Howard Dyer	QB	VMI
1956	3	30	New York Giants	Sam Huff	LB	West Virginia	1961	16	214	Los Angeles Rams	Mike Zeno	G	Virginia Tech
1956	3	36	Washington Redskins	Fred Wyant	QB	West Virginia	1961	16	221	New York Giants	Bernie Vishneski	T	Virginia Tech
1956	4	40	San Francisco 49ers	Frank Pajaczkowski	B	Richmond	1962	6	78	San Francisco 49ers	Bill Winter	T	West Virginia
1956	4	49	Cleveland Browns	Bobby Moss	B	West Virginia	1962	11	148	San Francisco 49ers	Larry Jepson	C	Furman
1956	6	62	Detroit Lions	Bob Lusk	C	William & Mary	1962	14	191	Baltimore Colts	Stinson Jones	B	VMI
1956	7	76	Pittsburgh Steelers	Dick Gaspari	C	George Washington	1962	15	205	Baltimore Colts	Joe Monti	G	Furman
1956	11	122	Detroit Lions	Lou Wacker	B	Richmond	1962	15	210	Green Bay Packers	Roger Holdinsky	B	West Virginia
1956	11	133	Cleveland Browns	Bill Underdonk	T	West Virginia	1962	18	247	Baltimore Colts	Mel Rideout	QB	Richmond
1956	14	169	Cleveland Browns	Charlie Sidwell	B	William & Mary	1963	5	61	Baltimore Colts	Bill Ventura	T	Richmond
1956	19	218	Detroit Lions	Dale Vaughn	B	VMI	1963	7	95	Green Bay Packers	Olin Hill	T	Furman
1956	22	260	Green Bay Packers	Jonny Popson	B	Furman	1963	8	102	Philadelphia Eagles	Tom Woodeshick	RB	West Virginia
1957	8	95	Detroit Lions	Dave Liddick	DT	George Washington	1963	12	165	Chicago Bears	Dick Drummond	B	George Washington
1957	13	147	Los Angeles Rams	Bob Wolfenden	B	Virginia Tech	1963	13	181	New York Giants	Jim Moss	B	West Virginia
1957	13	153	Washington Redskins	Claude Austin	B	George Washington	1963	15	210	Green Bay Packers	Gene Breen	LB	Virginia Tech
1957	15	180	Chicago Bears	Tony Hosek	E	West Virginia	1963	18	250	New York Giants	Bill Pashe	DB	George Washington
1957	16	191	Detroit Lions	Hillmer Olson	C	Virginia Tech	1963	19	257	Baltimore Colts	Steve Berzansky	B	West Virginia
1957	18	213	Washington Redskins	Ed Sakach	G	George Washington	1964	5	66	Pittsburgh Steelers	T.W. Alley	T	William & Mary
1957	21	250	Chicago Cardinals	Joe Kopnisky	E	West Virginia	1964	6	76	Detroit Lions	John Hilton	TE	Richmond
1957	22	264	Chicago Bears	Tom Dalzell	T	Virginia Tech	1964	7	86	Philadelphia Eagles	Pete Goimarac	C	West Virginia
1957	24	285	Washington Redskins	Bob Jennings	C	Furman	1964	10	131	Los Angeles Rams	Ron Smith	QB	Richmond
1957	24	286	Chicago Cardinals	Ron Klim	C	West Virginia	1964	10	134	Detroit Lions	Glenn Holton	HB	West Virginia
1957	29	341	Cleveland Browns	Bill Trozzo	T	West Virginia	1964	11	150	Pittsburgh Steelers	Robert Soleau	LB	William & Mary
1957	30	358	Detroit Lions	Mike Shill	T	Furman	1964	12	156	Philadelphia Eagles	John Sapinsky	T	William & Mary
1958	1	7	Chicago Bears	Chuck Howley	LB	West Virginia	1964	13	177	St. Louis Cardinals	Jake Adams	E	Virginia Tech
1958	2	16	Washington Redskins	Mike Sommer	HB	George Washington	1965	3	29	San Francisco 49ers	Bob Schweickert	QB	Virginia Tech
1958	2	20	Pittsburgh Steelers	Larry Krutko	FB	West Virginia	1965	6	75	Dallas Cowboys	Sonny Utz	FB	Virginia Tech
1958	3	35	Baltimore Colts	Joe Nicsley	G	West Virginia	1965	15	198	San Francisco 49ers	Joe Pabian	T	West Virginia
1958	8	89	Chicago Bears	Ed Rutsch	T	George Washington	1966	1	3	Pittsburgh Steelers	Dick Leftridge	FB	West Virginia
1958	10	121	Detroit Lions	Elliot Schaubach	T	William & Mary	1966	6	86	Dallas Cowboys	Bob Dunlevy	E	West Virginia
1958	11	130	Baltimore Colts	Bobby Jordan	B	VMI	1966	15	225	Detroit Lions	Bill Sullivan	DE	West Virginia
1958	13	148	Philadelphia Eagles	Mickey Trimarki	QB	West Virginia	1967	3	63	Chicago Bears	Garry Lyle	DB	George Washington
1958	17	197	Chicago Bears	Dick Eaton	C	Richmond	1967	10	254	St. Louis Cardinals	Lavern Barrs	DB	Furman
1958	17	198	Washington Redskins	Fred Wilt	T	Richmond	1968	3	58	Denver Broncos	Garrett Ford	RB	West Virginia
1958	19	221	Chicago Bears	Bill Chancey	E	West Virginia	1968	5	117	Washington Redskins	Mike Bragg	P	Richmond
1958	24	281	Chicago Bears	Russ Moon	T	Virginia Tech	1968	10	258	Philadelphia Eagles	John Mallory	DB	West Virginia
1959	3	32	Chicago Bears	Pete Johnson	DB	VMI	1968	13	336	Buffalo Bills	Dan Darragh	QB	William & Mary
1959	4	42	Detroit Lions	Art Brandriff	B	VMI	1968	14	366	Philadelphia Eagles	Dan Williamson	LB	West Virginia
1959	6	65	Washington Redskins	Jim McFalls	T	VMI	1968	14	373	Dallas Cowboys	Ron Williams*	DB	West Virginia
1959	6	67	Detroit Lions	Dick Guesman	DT	West Virginia	1968	16	412	Denver Broncos	Adin Brown	LB	William & Mary
1959	13	146	Chicago Cardinals	Pat Lamberti	E	Richmond	1969	16	415	Baltimore Colts	Jim McMillan	RB	The Citadel



North Carolina's Charlie Justice was drafted by the Washington Redskins in 1950. In 1961, he was inducted into the College Football Hall of Fame.




Maryland's Dick Modzelewski was a second-round pick of the Washington Redskins in 1953. He was elected to the College Football Hall of Fame in 1993.



The New York Giants drafted West Virginia's Sam Huff in the third round in 1956. Huff went on to become a five-time Pro Bowler during his Hall of Fame career.

SOCONSPORTS.COM



Appalachian State's Dino Hackett was a second-round pick by the Kansas City Chiefs in 1986. The linebacker went 35th overall.



Chattanooga's Terrell Owens was picked in the third round of the 1996 draft by the San Francisco 49ers to start his Pro Football Hall of Fame career.



Samford defensive back Jaquiski Tartt was drafted in the second round by the San Francisco 49ers in 2015.

#SoConFB

Year	Rd.	Sel.	Team	Name	Pos.	School	Year	Rd.	Sel.	Team	Name	Pos.	School
1969	17	417	Buffalo Bills	Wayne Lineberry	LB	East Carolina	1992	6	141	Indianapolis Colts	Shoun Habersham	WR	Chattanooga
1969	17	425	Denver Broncos	Buster O'Brien	QB	Richmond	1992	7	178	Seattle Seahawks	Mike Frier	DT	Appalachian State
1970	1	12	Atlanta Falcons	John Small	LB	The Citadel	1992	8	207	Seattle Seahawks	Muhammad Shamsid-Deen	RB	Chattanooga
1970	1	15	San Diego Chargers	Walker Gillette	WR	Richmond	1992	11	299	Dallas Cowboys	Pumpy Tudors	P	Chattanooga
1970	7	161	Buffalo Bills	Wayne Fowler	T	Richmond	1993	3	67	Atlanta Falcons	Harold Alexander	P	Appalachian State
1970	7	174	Baltimore Colts	Gordon Slade	QB	Davidson	1993	6	162	Pittsburgh Steelers	Willie Williams	DB	Western Carolina
1970	17	416	Chicago Bears	Joe Brunson	DT	Furman	1993	8	198	New England Patriots	Troy Brown	WR	Marshall
1971	3	61	St. Louis Cardinals	Jim Livesay	WR	Richmond	1994	6	179	Minnesota Vikings	Andrew Jordan	TE	Western Carolina
1971	11	280	Los Angeles Rams	Charlie Richards	QB	Richmond	1995	5	170	Green Bay Packers	Travis Jervey	RB	The Citadel
1971	14	364	Baltimore Colts	Mike Mikolayunas	WR	Davidson	1996	3	71	Tampa Bay Buccaneers	Donnie Abraham	CB	ETSU
1971	15	383	Oakland Raiders	Andy Giles	DE	William & Mary	1996	3	87	Buffalo Bills	Matt Stevens	DB	Appalachian State
1972	9	223	Atlanta Falcons	Ray Easterling	DB	Richmond	1996	3	89	San Francisco 49ers	Terrell Owens	WR	Chattanooga
1972	14	358	Oakland Raiders	Dennis Cambal	TE	William & Mary	1996	6	195	New England Patriots	Mario Grier	RB	Chattanooga
1972	15	389	Miami Dolphins	Bill Davis	DT	William & Mary	1997	3	65	Dallas Cowboys	Dexter Coakley	LB	Appalachian State
1973	11	272	New York Jets	David Knight	WR	William & Mary	1997	5	155	Philadelphia Eagles	Luther Broughton	TE	Furman
1973	16	391	Houston Oilers	Tom Dameron	WR	East Carolina	2000	4	108	San Francisco 49ers	John Keith	DB	Furman
1973	17	438	Dallas Cowboys	Les Strayhorn	RB	East Carolina	2000	5	159	Jacksonville Jaguars	Kiwaukee Thomas	DB	Georgia Southern
1974	1	12	Green Bay Packers	Barty Smith	RB	Richmond	2000	7	208	Kansas City Chiefs	Des Kitchings	WR	Furman
1974	4	80	New York Giants	Carl Summerell	QB	East Carolina	2001	7	235	Jacksonville Jaguars	Richmond Flowers	WR	Chattanooga
1974	4	95	Buffalo Bills	Carlester Crumpler	RB	East Carolina	2001	7	243	Kansas City Chiefs	Terrell Sands	DT	Chattanooga
1974	15	369	Buffalo Bills	Pat Kelly	LB	Richmond	2001	7	215	Atlanta Falcons	Corey Hall	DB	Appalachian State
1974	16	405	Kansas City Chiefs	Barry Beers	G	William & Mary	2002	6	199	Chicago Bears	Adrian Peterson	RB	Georgia Southern
1975	9	210	New York Giants	Mike Mahoney	WR	Richmond	2003	6	179	Jacksonville Jaguars	David Young	SS	Georgia Southern
1975	9	232	Oakland Raiders	Harry Knight	QB	Richmond	2005	7	222	Washington Redskins	Nehemiah Broughton	RB	The Citadel
1975	12	298	Philadelphia Eagles	Dick Pawlewicz	RB	William & Mary	2006	5	148	Green Bay Packers	Ingle Martin	QB	Furman
1976	9	244	New York Jets	Ronnie Moore	WR	VMI	2007	7	251	Jacksonville Jaguars	Chad Nkang	LB	Elon
1976	16	447	Detroit Lions	Craig McCurdy	LB	William & Mary	2008	2	58	Tampa Bay Buccaneers	Dexter Jackson	WR	Appalachian State
1977	6	166	Detroit Lions	Reggie Pinkney	DB	East Carolina	2008	5	146	Detroit Lions	Jerome Felton	RB	Furman
1977	8	206	Green Bay Packers	David Whitehurst	QB	Furman	2008	6	177	Cincinnati Bengals	Corey Lynch	SS	Appalachian State
1977	11	304	Baltimore Colts	Brian Ruff	LB	The Citadel	2009	5	138	Atlanta Falcons	William Middleton	CB	Furman
1978	4	103	Cleveland Browns	Pete Pullara	G	Chattanooga	2010	3	88	Arizona Cardinals	Andre Roberts	WR	The Citadel
1980	10	257	Atlanta Falcons	Walt Bellamy	DB	VMI	2010	3	89	Carolina Panthers	Armani Edwards	WR	Appalachian State
1980	10	259	Buffalo Bills	Greg Cater	P	Chattanooga	2011	4	128	Pittsburgh Steelers	Cortez Allen	DB	The Citadel
1981	9	226	St. Louis Cardinals	Stump Mitchell	RB	The Citadel	2011	5	137	Cleveland Browns	Buster Skrine	DB	Chattanooga
1982	5	125	St. Louis Cardinals	Earl Ferrell	RB	ETSU	2011	5	156	Seattle Seahawks	Mark LeGree	DB	Appalachian State
1982	10	259	St. Louis Cardinals	Eddie McGill	TE	Western Carolina	2011	5	163	San Francisco 49ers	Daniel Kilgore	OL	Appalachian State
1982	11	286	Minnesota Vikings	Curtis Rouse	G	Chattanooga	2011	6	186	Green Bay Packers	D.J. Smith	LB	Appalachian State
1983	7	186	Minnesota Vikings	Carl Lee	DB	Marshall	2012	2	33	St. Louis Rams	Brian Quick	WR	Appalachian State
1984	3	65	Cincinnati Bengals	Stanford Jennings	RB	Furman	2012	5	162	New Orleans Saints	Corey White	S	Samford
1984	6	151	New England Patriots	Ernest Gibson	DB	Furman	2012	7	243	Green Bay Packers	B.J. Coleman	QB	Chattanooga
1984	9	236	Buffalo Bills	Leroy Howell	DE	Appalachian State	2013	3	80	Dallas Cowboys	J.J. Wilcox	DB	Georgia Southern
1984	12	311	New York Giants	Lawrence Green	LB	Chattanooga	2013	5	165	Detroit Lions	Sam Martin	P	Appalachian State
1985	10	271	St. Louis Cardinals	Dinky Williams	RB	Furman	2013	7	210	Jacksonville Jaguars	Demetrius McCray	DB	Appalachian State
1985	11	305	Seattle Seahawks	Louis Cooper	LB	Western Carolina	2013	7	223	Pittsburgh Steelers	Nicholas Williams	DT	Samford
1986	2	35	Kansas City Chiefs	Dino Hackett	LB	Appalachian State	2013	7	238	Baltimore Ravens	Aaron Mellette	WR	Elon
1986	4	90	Kansas City Chiefs	Chas Fox	WR	Furman	2014	3	96	Minnesota Vikings	Jerick McKinnon	RB	Georgia Southern
1986	9	233	Philadelphia Eagles	Clyde Simmons	DE	Western Carolina	2014	4	137	New York Jets	Dakota Dozier	OL	Furman
1987	9	246	Tampa Bay Buccaneers	Greg Davis	P	The Citadel	2014	7	252	Cincinnati Bengals	Lavelle Westbrook	DB	Georgia Southern
1988	5	135	Buffalo Bills	Kirk Roach	K	Western Carolina	2015	2	46	San Francisco 49ers	Jaquiski Tartt	S	Samford
1988	7	188	Cleveland Browns	Thane Gash	DB	ETSU	2015	5	148	New Orleans Saints	Davis Tull	DE	Chattanooga
1988	10	265	New York Giants	Steve Wilkes	DB	Appalachian State	2016	2	62	Carolina Panthers	James Bradberry	DB	Samford
1989	4	101	Seattle Seahawks	Travis McNeal	TE	Chattanooga	2017	6	217	Tennessee Titans	Corey Levin	OL	Chattanooga
1989	4	112	San Francisco 49ers	Michael Barber	WR	Marshall	2018	7	243	New England Patriots	Keion Crossen	DB	Western Carolina
1989	6	144	Pittsburgh Steelers	Mark Stock	WR	VMI	2022	1	29	New England Patriots	Cole Strange	OL	Chattanooga
1989	6	164	Buffalo Bills	Sean Doctor	RB	Marshall	2022	5	162	Denver Broncos	Montrell Washington	WR	Samford
1989	12	313	Atlanta Falcons	Tony Bowick	NT	Chattanooga							
1990	5	124	Kansas City Chiefs	Derrick Graham	T	Appalachian State							
1990	7	193	San Diego Chargers	Keith Collins	DB	Appalachian State							
1991	4	108	Dallas Cowboys	Tony Hill	DE	Chattanooga							
1991	12	331	Miami Dolphins	Joe Brunson	DT	Chattanooga							
1992	5	122	Seattle Seahawks	Gary Dandridge	DB	Appalachian State							

* played basketball, not football, for West Virginia

NCAA STATISTICAL CHAMPIONS (INDIVIDUAL)

All-purpose yards average

189.6, Otis Washington (WCU), 1988
210.3, DaVon Fowlkes (APP), 2004
213.0, Detrez Newsome (WCU), 2016
170.67, Detrez Newsome (WCU), 2017
176.18, Montrell Washington (SAM), 2021

Blocked kicks

4, Jack Barton (FUR), 2022

Combined kick returns

985, Montrell Washington (SAM), 2021

Field goals made per game

2.16, Kirk Roach (WCU), 1986
2.0, Matt Vick (UTC), 2000
1.83, Andrew Wilcox (Eln), 2008
1.82, Anthony Pistelli (SAM), 2015

Field goal percentage

1.000, Walker Gliarmis (WOF), 2020-21
1.000, Richard McCollum (WCU), 2021

Forced fumbles per game

0.42, Jayden Pauling (WCU), 2019

Fumbles forced

4, Kam Brinson (FUR), 2022

Interceptions per game

1.0, Jim Bolding (ECU), 1975
0.77, Mark LeGree (APP), 2008

Kickoff return average

21.4, Sam Woolwine (VMI), 1955
36.4, Tony Ball (UTC), 1977
32.1, Josh Cole (FUR), 1995
34.6, Randy Moss (MAR), 1996
33.1, Richard Holland (VMI), 2000
37.2, Brian Bratton (FUR), 2001
35.9, Jerodis Williams (FUR), 2012
29.8, T.J. Luther (WOF), 2020-21

Passing completions per game

31.45, Scott Riddle (Eln), 2007
31.25, Devlin Hodges (Samford), 2016
28.92, Devlin Hodges (Samford), 2017
35.27, Devlin Hodges (Samford), 2018

Pass completion percentage

68.5, Jacob Huesman (UTC), 2014
69.4, Devlin Hodges (SAM), 2015
70.5, Devlin Hodges (SAM), 2018
76.6, Michael Hiers (SAM), 2022

Passes defended

1.9, Alijah Huzzie (ETSU), 2022

Passing efficiency

170.9, Bobby Lamb (FUR), 1985
181.3, Michael Payton (MAR), 1991
172.4, Chris Forcier (FUR), 2011

Passing yards

4,283, Devlin Hodges (Samford), 2018

Passing yards per completion

15.66, Drayton Arnold (UTC), 2020-21

Passing yards per game

347.00, Scott Riddle (Eln), 2007
389.36, Devlin Hodges (Samford), 2018

Points responsible for per game

21.8, Devlin Hodges (SAM), 2018

Punting

44.6, Pat Velarde (MAR), 1983
43.3, Steve Kornegay (WCU), 1984
44.6, Greg Davis (CIT), 1986
43.3, Pumpy Tudors (UTC), 1989
47.0, Harold Alexander (APP), 1991
44.5, Harold Alexander (APP), 1992

Punt return average

13.8, Mike Sommer (GWU), 1955
19.21, Andre Roberts (CIT), 2008
21.9, Montrell Washington (SAM), 2019

Punt return touchdowns

3, Chandler Curtis (MER), 2014
2, Montrell Washington (SAM), 2021

Receptions

78, Mike Barber (MAR), 1987
113, Aaron Mellette (Eln), 2011

Receptions per game

8.7, Mike Mikolayunas (DAV), 1970
6.6, Wayne Tolleson (WCU), 1977
8.1, Jeff Johnson (TSU), 1994
9.4, DaVon Fowlkes (APP), 2004
10.64, Terrell Hudgins (Eln), 2007
10.25, Terrell Hudgins (Eln), 2009
10.27, Aaron Mellette (Eln), 2011
10.1, Karel Hamilton (Samford), 2016

Receiving yards per game

147.1, DaVon Fowlkes (APP), 2004
134.0, Terrell Hudgins (Eln), 2007
136.08, Terrell Hudgins (Eln), 2009
149.00, Aaron Mellette (Eln), 2011
122.2, Jacob Herres (VMI), 2020-21

Rushing yards per game

189.0, Louis Ivory (FUR), 2001
119.5, Quay Holmes (ETSU), 2021

Sacks per game

1.09, Josh Beard (UTC), 2009
1.50, Adrian Hope (FUR), 2018

Scoring

15.8, Adrian Peterson (GSU), 1999
12.7, Chaz Williams (GSU), 2004

Tackles per game

10.2, Chad Nkang (Eln), 2005

Total offense

417.8, Devlin Hodges (SAM), 2018

Total receiving yards

1,474, Terrell Hudgins (Eln), 2007
1,633, Terrell Hudgins (Eln), 2009
1,639, Aaron Mellette (Eln), 2011
978, Jacob Herres (VMI), 2020-21

Solo tackles per game

8.73, Chris Camacho (UTC), 2007
6.70, Bryce Smith (SAM), 2009

Yards per pass attempt

10.56, P.J. Blazejewski, Furman, 2017



Elon's Aaron Mellette led the nation in receptions (113), receptions per game (10.27), receiving yards per game (149.00) and total receiving yards (1,639) in 2011.

NCAA STATISTICAL CHAMPIONS (TEAM)

Total offense

551.7, Georgia Southern, 1999
488.33, Appalachian State, 2007

Rushing offense per game

289.1, Furman, 1983
316.9, VMI, 1991
345.5, The Citadel, 1992
382.0, The Citadel, 1994
419.0, Georgia Southern, 1999
323.6, Georgia Southern, 2001
386.2, Georgia Southern, 2002
335.6, Georgia Southern, 2003
369.9, Georgia Southern, 2004
386.8, Georgia Southern, 2005
326.27, Georgia Southern, 2007
399.4, Georgia Southern, 2012
348.2, The Citadel, 2016

Passing efficiency

173.5, Georgia Southern, 2004
169.92, Wofford, 2008

Pass completion percentage

67.6, Chattanooga, 2014
69.7, Samford, 2015
70.2, Samford, 2018
74.6, Samford, 2022

Passing offense

392.7, Samford, 2018

Passing yards per completion

20.04, The Citadel, 2017
18.42, The Citadel, 2018

Fewest passes had intercepted

3, Wofford, 2017

Most passes had intercepted

18, Furman, 2022

Scoring offense per game

42.4, Marshall, 1992
50.0, Georgia Southern, 1999
47.0, Georgia Southern, 2004

Sacks allowed per game

0.42, Wofford, 2008
0.21, Wofford, 2016
0.54, Furman, 2017
0.33, Wofford, 2019

Time of possession

34:19, The Citadel, 2017
36:24, The Citadel, 2022

Passing defense

104.4, Chattanooga, 1989
132.8, Furman, 2003
132.2, Western Carolina, 2005
139.1, Samford, 2014
99.6, Chattanooga, 2020-21

Scoring defense per game

9.9, Appalachian State, 1985
9.7, Furman, 1988
13.0, The Citadel, 1992

Net punting average

42.9, Marshall, 1994
44.5, Marshall, 1996
41.5, Western Carolina, 1998
41.6, Wofford, 2016
40.58, Mercer, 2018

Punt return average

19.67, The Citadel, 2008
19.41, Samford, 2019

Kickoff return average

26.8, Western Carolina, 1993
27.1, Furman, 1997
27.4, Western Carolina, 2005

Kick return defense

14.41, Mercer, 2017

Fumbles lost

3, Samford, 2009

Fumbles recovered

16, Mercer, 2017

Turnovers gained

29, Furman, 2022

Turnovers lost

11, Wofford, 2008
10, Mercer, 2015
10, ETSU, 2016

Turnover margin

+1.64, Wofford, 2003

First downs per game

24.50, Appalachian State, 2009

Fourth down conversion percentage

85.0%, Mercer, 2022

Fourth down efficiency

83.3%, Georgia Southern, 2007
81.82%, Furman, 2009

Fourth down efficiency defense

9.09%, Samford, 2009

Fewest penalties

38, VMI, 2017
38, Mercer, 2021
39, Chattanooga, 2022

Fewest penalties per game

2.92, The Citadel, 2013
3.27, Mercer, 2015
3.15, Furman, 2017
3.64, Furman, 2021
3.55, Chattanooga, 2022

Fewest penalty yards

332, VMI, 2017
322, Mercer, 2021

Fewest penalty yards per game

30.18, VMI, 2017
24.71, Furman, 2020-21
31.55, Wofford, 2021

Blocked kicks

10, Furman, 2022

Blocked kicks allowed

0, Chattanooga, 2017
0, Samford, 2018
0, Samford, 2019
0, VMI, 2019
0, Wofford, 2019
0, ETSU, 2020-21
0, Chattanooga, 2020-21
0, VMI, 2020-21
0, Wofford, 2020-21
0, The Citadel, 2021
0, ETSU, 2021
0, Samford, 2021
0, Chattanooga, 2021
0, Wofford, 2021
0, ETSU, 2022

Blocked punts allowed

0, The Citadel, 2017
0, Chattanooga, 2017
0, Furman, 2018
0, Samford, 2018
0, The Citadel, 2019
0, ETSU, 2019
0, Furman, 2019
0, Samford, 2019
0, VMI, 2019
0, Western Carolina, 2019
0, Wofford, 2019
0, The Citadel, 2020-21
0, ETSU, 2020-21
0, Samford, 2020-21
0, Chattanooga, 2020-21
0, VMI, 2020-21
0, Western Carolina, 2020-21
0, Wofford, 2020-21
0, The Citadel, 2021
0, ETSU, 2021
0, Furman, 2021
0, Samford, 2021
0, Chattanooga, 2021
0, Wofford, 2021
0, ETSU, 2022
0, Furman, 2022
0, Samford, 2022
0, Chattanooga, 2022
0, Wofford, 2022

SOCON TEAMS IN OVERTIME

Date	Result
Dec. 1, 1990	Nevada-Reno 42, Furman 35 (3OT)
Oct. 19, 1991	Appalachian State 26, Furman 23 (3OT)
Nov. 2, 1991	Marshall 27, Western Carolina 24 (3OT)
Nov. 21, 1992	VMI 37, Chattanooga 34
Oct. 16, 1993	VMI 35, Chattanooga 29 (2OT)
Nov. 19, 1994	VMI 26, Appalachian State 23
Nov. 26, 1994	Appalachian State 17, New Hampshire 10
Nov. 16, 1996	VMI 34, The Citadel 27 (2OT)
Oct. 11, 1997	The Citadel 23, ETSU 20
Sept. 26, 1998	Western Carolina 31, ETSU 24
Oct. 3, 1998	Appalachian State 30, Wake Forest 27
Oct. 24, 1998	ETSU 22, Furman 19 (2OT)
Nov. 6, 1999	Samford 35, Western Carolina 32
Nov. 6, 1999	Chattanooga 30, The Citadel 27
Nov. 27, 1999	Massachusetts 30, Furman 23
Nov. 18, 2000	Furman 45, Chattanooga 44
Dec. 9, 2000	Montana 19, Appalachian State 16
Oct. 13, 2001	VMI 19, Chattanooga 16
Nov. 3, 2001	The Citadel 20, Chattanooga 17 (2OT)
Oct. 5, 2002	Wofford 27, Chattanooga 21
Sept. 11, 2003	ETSU 14, Tennessee-Martin 7
Sept. 25, 2004	Gardner-Webb 26, Western Carolina 20
Sept. 25, 2004	Pittsburgh 41, Furman 38
Sept. 3, 2005	Chattanooga 30, Tennessee Tech 23
Sept. 3, 2005	Georgia Southern 41, Northeastern 38
Sept. 25, 2005	Furman 44, Hofstra 41 (2OT)
Oct. 15, 2005	Furman 39, The Citadel 31 (3OT)
Sept. 9, 2006	Charleston Southern 38, The Citadel 35 (2OT)
Oct. 14, 2006	Chattanooga 17, Western Carolina 14
Oct. 21, 2006	Appalachian State 27, Georgia Southern 20 (2OT)
Oct. 21, 2006	Furman 28, Chattanooga 22
Oct. 21, 2006	The Citadel 30, Western Carolina 27
Nov. 18, 2006	Central Arkansas 34, Georgia Southern 31
Sept. 22, 2007	Chattanooga 45, Georgia Southern 38
Oct. 13, 2007	The Citadel 54, Furman 51
Oct. 13, 2007	Elon 36, Georgia Southern 33 (2OT)
Sept. 13, 2008	Georgia Southern 34, Northeastern 27
Sept. 27, 2008	Wofford 38, Georgia Southern 37
Oct. 25, 2008	Georgia Southern 38, Western Carolina 31
Nov. 1, 2008	Georgia Southern 44, The Citadel 41 (3OT)
Oct. 3, 2009	Appalachian State 30, The Citadel 27
Sept. 18, 2010	Richmond 27, Elon 21
Nov. 6, 2010	Georgia Southern 21, Appalachian State 14
Sept. 24, 2011	Elon 18, The Citadel 15
Sept. 8, 2012	Coastal Carolina 47, Furman 45 (3OT)
Oct. 27, 2012	Georgia Southern 39, Chattanooga 31 (3OT)
Nov. 3, 2012	Samford 24, Wofford 17 (2OT)
Nov. 10, 2012	Wofford 16, Chattanooga 13
Dec. 1, 2012	Illinois State 38, Appalachian State 37
Oct. 5, 2013	The Citadel 31, Appalachian State 28
Oct. 26, 2013	Western Carolina 27, Elon 24
Nov. 16, 2013	Samford 17, Chattanooga 14
Sept. 6, 2014	Jacksonville State 26, Chattanooga 23
Oct. 4, 2014	Coastal Carolina 37, Furman 31 (2OT)
Oct. 11, 2014	The Citadel 63, Charlotte 56 (2OT)
Oct. 18, 2014	Gardner-Webb 47, VMI 41 (2OT)
Nov. 8, 2014	The Citadel 42, Furman 35
Oct. 3, 2015	Wofford 34, Mercer 33
Oct. 3, 2015	Bucknell 28, VMI 22
Nov. 14, 2015	Mercer 27, Furman 20
Dec. 5, 2015	Jacksonville State 41, Chattanooga 35
Sept. 3, 2016	ETSU 20, Kennesaw State 17 (2OT)
Sept. 24, 2016	VMI 23, Bucknell 17 (3OT)
Oct. 1, 2016	Mercer 33, VMI 30
Oct. 22, 2016	The Citadel 24, Wofford 21
Nov. 5, 2016	The Citadel 37, Samford 34
Dec. 10, 2016	Youngstown State 30, Wofford 23 (2OT)
Sept. 23, 2017	ETSU 26, Mercer 23
Oct. 7, 2017	Wofford 35, Western Carolina 28
Nov. 4, 2017	Wofford 24, Chattanooga 21 (2OT)
Sept. 8, 2018	Chattanooga 29, The Citadel 28
Oct. 27, 2018	ETSU 45, Western Carolina 43 (3OT)

Date	Result
Aug. 31, 2019	Tennessee Tech 59, Samford 58 (2OT)
Sept. 14, 2019	The Citadel 27, Georgia Tech 24
Sept. 14, 2019	VMI 31, ETSU 24
Sept. 28, 2019	Samford 61, The Citadel 55 (4OT)
Oct. 12, 2019	VMI 48, Samford 41
Oct. 26, 2019	Wofford 35, Chattanooga 34
Nov. 2, 2019	Mercer 36, Samford 33 (3OT)
Nov. 9, 2019	Western Carolina 23, ETSU 20
March 6, 2021	Chattanooga 25, The Citadel 24
March 6, 2021	Furman 44, Samford 37
March 20, 2021	VMI 38, Samford 37
Sept. 25, 2021	ETSU, 55, Samford 48
Nov. 13, 2021	The Citadel 45, Wofford 44
Oct. 9, 2021	VMI 37, Chattanooga 34
Nov. 19, 2022	Samford 50, Mercer 44 (2OT)
Dec. 3, 2022	Samford 48, Southeastern Louisiana 42



VMI's Daz Palmer ran for a 12-yard touchdown in the third overtime as the Keydets downed Bucknell on the road, 23-17, on Sept. 24, 2016.

Current league members' overtime records		
School	Record	Win pct.
The Citadel	11-10	.524
ETSU	6-4	.600
Furman	5-10	.333
Mercer	3-3	.500
Samford	5-6	.455
Chattanooga	6-15	.286
VMI*	10-5	.667
Western Carolina	3-8	.273
Wofford	7-4	.636
Total	56-65	.462

* includes two losses as a member of the Big South Conference

#SoConFB

1982 (NCAA)

- Eastern Kentucky
- Louisiana Tech
- Delaware
- Tennessee State
- Eastern Illinois
- Furman**
- South Carolina State
- Jackson State
- Colgate
- Grambling
- Idaho
- Northern Illinois
- Holy Cross
- Bowling Green
- Boise State
- Western Illinois
- Chattanooga**
- Northwestern State
- Montana
- Lafayette

1983 (NCAA)

- Southern Illinois
- Furman**
- Holy Cross
- North Texas State
- Indiana State
- Eastern Illinois
- Colgate
- Eastern Kentucky
- Western Carolina**
- Grambling
- Nevada-Reno
- Idaho State
- T13. Boston University
- T13. Northeast Louisiana
- Jackson State
- Middle Tennessee
- Tennessee State
- South Carolina State
- Mississippi Valley
- New Hampshire

1984 (NCAA)

- Alcorn State
- Montana State
- Rhode Island
- Boston University
- Indiana State
- T6. Middle Tennessee
- T6. Mississippi Valley
- Eastern Kentucky
- Louisiana Tech
- Arkansas State
- New Hampshire
- Richmond
- Murray State
- Western Carolina**
- Holy Cross
- Furman**
- Chattanooga**
- Northern Iowa
- Delaware
- McNeese State

1985 (NCAA)

- Middle Tennessee
- T2. Furman**
- Nevada-Reno
- Northern Iowa
- Idaho
- Arkansas State
- Rhode Island
- Grambling
- Georgia Southern

- Akron
- Eastern Washington
- T12. Appalachian State**
- Delaware State
- Louisiana Tech
- Jackson State
- William & Mary
- Murray State
- Richmond
- Eastern Kentucky
- Alcorn State

1986 (NCAA)

- Nevada-Reno
- Arkansas State
- Eastern Illinois
- Georgia Southern
- Holy Cross
- Appalachian State**
- Pennsylvania
- William & Mary
- Jackson State
- Eastern Kentucky
- Sam Houston State
- Nicholls State
- Delaware
- Tennessee State
- 15. Furman**
- Idaho
- Southern Illinois
- Murray State
- Connecticut
- North Carolina A&T

1986 (TSN)

- Nevada-Reno
- Arkansas State
- Eastern Illinois
- Georgia Southern
- 5. Appalachian State**
- Holy Cross
- Pennsylvania
- Tennessee State
- Jackson State
- William & Mary
- Nicholls State
- Eastern Kentucky
- Sam Houston State
- Delaware
- 15. Furman**
- North Carolina A&T
- Murray State
- Cornell
- Idaho
- Northern Arizona

1987 (NCAA)

- Holy Cross
- 2. Appalachian State**
- Northeast Louisiana
- Northern Iowa
- Idaho
- Georgia Southern
- Eastern Kentucky
- James Madison
- Jackson State
- Weber State
- Western Kentucky
- Arkansas State
- Maine
- 14. Marshall**
- Youngstown State
- North Texas
- Richmond
- Howard
- Sam Houston State

- Delaware State
- 1987 (TSN)**
- Holy Cross
- 3. Appalachian State**
- Northeast Louisiana
- Georgia Southern
- Eastern Kentucky
- Northern Iowa
- Idaho
- Weber State
- Arkansas State
- James Madison
- North Texas
- Jackson State
- Howard
- Western Kentucky
- 15. Marshall**
- Maine
- 17. Furman**
- Youngstown State
- Harvard
- Sam Houston State

1988 (NCAA)

- Idaho
- Georgia Southern
- Western Illinois
- 4. Furman**
- Jackson State
- 6. Marshall**
- Eastern Kentucky
- NW Louisiana
- Stephen F. Austin
- T10. Massachusetts
- T10. North Texas
- T12. Boise State
- T12. Western Kentucky
- 14. The Citadel**
- Delaware
- Montana
- Middle Tennessee
- Florida A&M
- Holy Cross
- Grambling

1988 (TSN)

- Idaho
- Georgia Southern
- Western Illinois
- 4. Furman**
- 5. Marshall**
- Northwestern State
- Jackson State
- Stephen F. Austin
- Eastern Kentucky
- North Texas
- Montana
- 12. The Citadel**
- T13. Boise State
- T13. Western Kentucky
- Massachusetts
- Holy Cross
- Grambling
- Delaware
- Florida A&M
- Pennsylvania

1989 (NCAA)

- Georgia Southern
- 2. Furman**
- Stephen F. Austin
- Holy Cross
- Idaho
- Montana
- 7. Appalachian State**

- Maine
- Southwest Missouri St.
- T10. Middle Tennessee
- T10. William & Mary
- Eastern Kentucky
- Grambling
- Youngstown State
- Eastern Illinois
- Villanova
- Jackson State
- Connecticut
- Nevada-Reno
- Northern Iowa

1989 (TSN)

- Georgia Southern
- 2. Furman**
- Idaho
- Stephen F. Austin
- Montana
- Holy Cross
- 7. Appalachian State**
- Middle Tennessee
- T9. Maine
- T9. Southwest Missouri St.
- Eastern Kentucky
- William & Mary
- Eastern Illinois
- Youngstown State
- Grambling
- Villanova
- Jackson State
- Yale
- Northern Iowa
- Nevada-Reno

1990 (NCAA)

- Middle Tennessee
- Youngstown State
- Georgia Southern
- Nevada-Reno
- Eastern Kentucky
- Southwest Missouri St.
- William & Mary
- Holy Cross
- Massachusetts
- Boise State
- Northern Iowa
- 12. Furman**
- Idaho
- Northeast Louisiana
- 15. The Citadel**
- Jackson State
- Dartmouth
- UCF
- T19. New Hampshire
- T19. North Carolina A&T

1990 (TSN)

- Youngstown State
- Middle Tennessee
- Nevada-Reno
- Eastern Kentucky
- Georgia Southern
- William & Mary
- Southwest Missouri St.
- Holy Cross
- 9. Furman**
- Northern Iowa
- Boise State
- Massachusetts
- Idaho
- UCF
- 15. The Citadel**
- Jackson State
- Dartmouth

- Northeast Louisiana
- North Carolina A&T
- New Hampshire

1991 (NCAA)

- Nevada-Reno
- Eastern Kentucky
- Holy Cross
- Northern Iowa
- Alabama State
- Delaware
- Villanova
- 8. Marshall**
- Middle Tennessee
- Samford
- New Hampshire
- Sam Houston State
- Youngstown State
- Western Illinois
- Weber State
- James Madison
- 17. Appalachian State**
- Northeast Louisiana
- McNeese State
- T20. The Citadel**
- T20. Furman**

1991 (TSN)

- Nevada-Reno
- Eastern Kentucky
- Northern Iowa
- Holy Cross
- Delaware
- Villanova
- 7. Marshall**
- Middle Tennessee
- Alabama State
- 10. Appalachian State**
- New Hampshire
- Samford
- Weber State
- Youngstown State
- 15. Furman**
- Sam Houston State
- James Madison
- Lehigh
- Western Illinois
- Northeast Louisiana

1992 (NCAA)

- 1. The Citadel**
- Northeast Louisiana
- Northern Iowa
- Middle Tennessee
- Idaho
- 6. Marshall**
- Youngstown State
- Delaware
- Samford
- Villanova
- McNeese State
- Eastern Kentucky
- William & Mary
- Eastern Washington
- Florida A&M
- 16. Appalachian State**
- North Carolina A&T
- Alcorn State
- Liberty
- Western Illinois

1992 (TSN)

- 1. The Citadel**
- Northeast Louisiana
- Northern Iowa
- Middle Tennessee

- Idaho
- Youngstown State
- Delaware
- Samford
- Marshall**
- Eastern Kentucky
- Villanova
- William & Mary
- McNeese State
- Eastern Washington
- North Carolina A&T
- Appalachian State**
- Grambling
- Florida A&M
- Western Carolina**
- Georgia Southern

1993 (TSN)

- Troy State
- Georgia Southern**
- Montana
- Northeast Louisiana
- McNeese State
- Boston University
- Youngstown State
- Howard
- Marshall**
- William & Mary
- Idaho
- UCF
- Northern Iowa
- Stephen F. Austin
- Southern
- Pennsylvania
- Eastern Kentucky
- Delaware
- Western Kentucky
- Eastern Washington
- North Carolina A&T
- Tennessee Tech
- Alcorn State
- Towson State
- Massachusetts

1994 (TSN)

- Youngstown State
- Boise State
- Marshall**
- Montana
- Eastern Kentucky
- McNeese State
- James Madison
- Idaho
- Appalachian State**
- Boston University
- Northern Iowa
- Troy State
- New Hampshire
- Pennsylvania
- North Texas
- Middle Tennessee St.
- Grambling
- Alcorn State
- William & Mary
- UCF
- Stephen F. Austin
- Hofstra
- South Carolina State
- Western Illinois
- Northern Arizona

1995 (TSN)

- Montana
- Marshall**
- McNeese State
- Stephen F. Austin

5. Appalachian State

- Delaware
- Troy State
- Southern
- Murray State
- Hofstra
- Georgia Southern**
- Eastern Kentucky
- Northern Illinois
- Eastern Illinois
- James Madison
- Jackson State
- Florida A&M
- Idaho
- William & Mary
- Richmond
- Boise State
- Northern Arizona
- Connecticut
- Indiana State
- Middle Tennessee St.

1996 (TSN)

- Marshall**
- Montana
- Northern Iowa
- Troy State
- William & Mary
- Murray State
- ETSU**
- Northern Arizona
- Furman**
- Delaware
- Jackson State
- Villanova
- Western Illinois
- Florida A&M
- Nicholls State
- Eastern Illinois
- New Hampshire
- Youngstown State
- Dartmouth
- Howard
- Stephen F. Austin
- Appalachian State**
- Southwest Missouri St.
- Dayton
- James Madison

1997 (TSN)

- Youngstown State
- McNeese State
- Delaware
- Eastern Washington
- Villanova
- Western Illinois
- Western Kentucky
- Georgia Southern**
- Hampton
- Florida A&M
- Southern
- Jackson State
- Hofstra
- Eastern Kentucky
- Cal Poly-SLO
- Northwestern St. (La.)
- Stephen F. Austin
- South Carolina State
- Liberty
- Eastern Illinois
- Appalachian State**
- Dayton
- Northeastern
- Colgate

1997 (ESPN)

- Youngstown State
- McNeese State
- Delaware
- Eastern Washington
- Villanova
- Western Illinois
- Western Kentucky
- Georgia Southern**
- Montana
- Hampton
- Southern
- Florida A&M
- Jackson State
- Northwestern State
- Eastern Kentucky
- Hofstra
- Cal Poly SLO
- Stephen F. Austin
- Liberty
- South Carolina State
- Colgate
- Eastern Illinois
- Appalachian State**
- Northeastern
- Dayton

1998 (TSN)

- Massachusetts
- Georgia Southern**
- Northwestern State
- Western Illinois
- Florida A&M
- Appalachian State**
- Lehigh
- McNeese State
- Connecticut
- Richmond
- Hampton
- Tennessee State
- Troy State
- Southern
- Montana
- Illinois State
- William & Mary
- Bethune-Cookman
- Western Kentucky
- Hofstra
- Colgate
- South Florida
- Delaware
- Murray State
- Montana State

1999 (TSN)

- Georgia Southern**
- Youngstown State
- Illinois State
- Florida A&M
- Hofstra
- Troy State
- Massachusetts
- Montana
- Appalachian State**
- North Carolina A&T
- Tennessee State
- Furman**
- James Madison
- Lehigh
- Northern Iowa
- Northern Arizona
- Southern
- Colgate
- Jackson State
- Portland State
- Elon

- Stephen F. Austin
- South Florida
- Villanova
- Brown

2000 (TSN)

- Georgia Southern**
- Montana
- Delaware
- Appalachian State**
- Western Kentucky
- Richmond
- Hofstra
- Lehigh
- Troy State
- Furman**
- Youngstown State
- Western Illinois
- Grambling
- Florida A&M
- Portland State
- McNeese State
- Eastern Illinois
- Weber State
- Northern Iowa
- Bethune-Cookman
- North Carolina A&T
- Tennessee Tech
- Wofford**
- Illinois State
- Southwest Texas State

2001 (TSN)

- Montana
- Furman**
- Georgia Southern**
- Northern Iowa
- Lehigh
- Appalachian State**
- Sam Houston State
- Grambling
- Eastern Illinois
- Maine
- Hofstra
- Western Kentucky
- McNeese State
- Northwestern State
- Youngstown State
- Northern Arizona
- William & Mary
- Eastern Kentucky
- Harvard
- Villanova
- Rhode Island
- Florida A&M
- Tennessee Tech
- Penn
- Tennessee State

2002 (TSN)

- Western Kentucky
- McNeese State
- Georgia Southern**
- Villanova
- Western Illinois
- Maine
- Montana
- Grambling
- Furman**
- Appalachian State**
- Northeastern
- Fordham
- Eastern Illinois
- Wofford**
- Bethune-Cookman
- Northwestern State

- Penn
- Idaho State
- Montana State
- Murray State
- Eastern Kentucky
- Gardner-Webb
- Nicholls State
- Southeast Missouri St.
- Colgate

2003 (TSN/CSTV)

- Delaware
- Colgate
- Wofford**
- Florida Atlantic
- Northern Iowa
- Western Illinois
- Western Kentucky
- McNeese State
- Southern Illinois
- Northern Arizona
- Massachusetts
- Pennsylvania
- Southern
- Montana
- Bethune-Cookman
- North Carolina A&T
- Grambling
- Jacksonville State
- Northern Colorado
- Northeastern
- Montana State
- Idaho State
- Lehigh
- Georgia Southern**
- Villanova

2004 (TSN)

- James Madison
- Montana
- William & Mary
- Sam Houston
- Furman**
- New Hampshire
- Delaware
- Eastern Washington
- Southern Illinois
- Georgia Southern**
- Western Kentucky
- Hampton
- Harvard
- Jacksonville State
- Lehigh
- Cal Poly
- Northwestern State
- Wofford**
- Lafayette
- Alabama State
- Pennsylvania
- South Carolina State
- North Dakota State
- Coastal Carolina
- Northern Iowa

2005 (TSN)

- Appalachian State**
- Northern Iowa
- Furman**
- Texas State
- New Hampshire
- Cal Poly
- Southern Illinois
- Richmond
- Georgia Southern**
- Hampton
- Grambling State

12. Montana
13. Eastern Washington
14. Youngstown State
15. Brown
16. Eastern Illinois
17. Nicholls State
18. Montana State
19. Massachusetts
20. South Carolina State
21. Lafayette
22. Illinois State
23. Colgate
24. Coastal Carolina
25. James Madison

2006 (TSN)

1. Appalachian State

2. Massachusetts
3. Montana
4. Youngstown State
5. North Dakota State
6. New Hampshire
7. Southern Illinois
8. Illinois State
9. James Madison
10. Montana State
11. Hampton
12. Furman
13. Tennessee-Martin
14. Coastal Carolina
15. Eastern Illinois
16. Cal Poly
17. Northern Iowa
18. Princeton
19. Portland State
20. San Diego
21. McNeese State
22. South Dakota State
23. Wofford
24. Central Arkansas
25. Yale

2006 (CSN)

1. Appalachian State

2. Massachusetts
3. Montana
4. Youngstown State
5. North Dakota State
6. New Hampshire
7. Southern Illinois
8. Illinois State
9. James Madison
10. Hampton
11. Montana State
12. Furman
13. Tennessee-Martin
14. Cal Poly
15. Coastal Carolina
16. Eastern Illinois
17. Princeton
18. San Diego
19. Northern Iowa
20. Portland State
21. South Dakota State
22. McNeese State
23. Wofford
24. Cal-Davis
25. Northern Arizona

2007 (Coaches)

1. Appalachian State

2. Delaware
3. Southern Illinois
4. Richmond
5. Northern Iowa
6. Massachusetts

7. James Madison
8. Eastern Washington
9. North Dakota State
10. Wofford
11. McNeese State
12. Montana
13. Eastern Kentucky
14. New Hampshire
15. Eastern Illinois
16. Delaware State
17. Youngstown State
18. Georgia Southern
19. Fordham
20. Harvard
21. Yale
22. South Dakota State
23. Elon
24. Grambling State
25. Dayton

2007 (TSN)

1. Appalachian State

2. Delaware
3. Southern Illinois
4. Northern Iowa
5. Richmond
6. Wofford
7. Massachusetts
8. Eastern Washington
9. North Dakota State
10. Montana
11. McNeese State
12. James Madison
13. Eastern Kentucky
14. New Hampshire
15. Delaware State
16. Youngstown State
17. Georgia Southern
18. Eastern Illinois
19. South Dakota State
20. Fordham
21. Harvard
22. Yale
23. Elon
24. Cal Poly
25. Grambling State

2008 (Coaches)

1. Richmond
2. Montana
3. James Madison
4. Northern Iowa
5. Appalachian State
6. Villanova
7. New Hampshire
8. Cal Poly
9. Weber State
10. Southern Illinois
11. Wofford
12. Central Arkansas
13. South Carolina State
14. Harvard
15. Liberty
16. Maine
17. Colgate
18. Eastern Kentucky
19. Elon
20. William & Mary
21. McNeese State
22. Jacksonville State
23. Texas State
24. Grambling State
25. Prairie View A&M

2008 (TSN)

1. Richmond

2. Montana
3. James Madison
4. Northern Iowa
5. Appalachian State
6. Villanova
7. Weber State
8. New Hampshire
9. Wofford
10. Cal Poly
11. Southern Illinois
12. Central Arkansas
13. South Carolina State
14. Liberty
15. Harvard
16. Colgate
17. Elon
18. Maine
19. Eastern Kentucky
20. William & Mary
21. McNeese State
22. Texas State
23. Jacksonville State
24. Grambling State
25. Prairie View

2009 (Coaches)

1. Villanova
2. Montana
3. Appalachian State
4. William & Mary
5. Richmond
6. Southern Illinois
7. New Hampshire
8. South Carolina State
9. Stephen F. Austin
10. Elon
11. South Dakota State
12. McNeese State
13. Eastern Washington
14. Holy Cross
15. Eastern Illinois
16. Jacksonville State
17. Weber State
18. Northern Iowa
19. Prairie View A&M
20. Colgate
21. Liberty
22. Florida A&M
23. Pennsylvania
24. Texas State
25. Lafayette

2009 (TSN)

1. Villanova
2. Montana
3. Appalachian State
4. William & Mary
5. Richmond
6. Southern Illinois
7. New Hampshire
8. South Carolina State
9. Elon
10. Stephen F. Austin
11. South Dakota State
12. McNeese State
13. Eastern Washington
14. Holy Cross
15. Prairie View A&M
16. Jacksonville State
17. Weber State
18. Northern Iowa
19. Eastern Illinois
20. Pennsylvania
21. Colgate
22. Liberty
23. Florida A&M

24. Lafayette
25. Texas State

2010 (Coaches)

1. Eastern Washington
2. Delaware
3. Villanova
4. Appalachian State
5. Wofford
6. Georgia Southern
7. New Hampshire
8. William & Mary
9. North Dakota State
10. Stephen F. Austin
11. Montana State
12. Jacksonville State
13. Southeast Missouri
14. Lehigh
15. Bethune Cookman
16. Penn
17. South Carolina State
18. Northern Iowa
19. Liberty
20. Western Illinois
21. Montana
22. Jacksonville
23. Cal Poly
24. Grambling State
25. Dayton

2010 (TSN)

1. Eastern Washington
2. Delaware
3. Villanova
4. Appalachian State
5. Georgia Southern
6. Wofford
7. New Hampshire
8. Stephen F. Austin
9. North Dakota State
10. William & Mary
11. Montana State
12. Jacksonville State
13. Southeast Missouri
14. Lehigh
15. Bethune Cookman
16. South Carolina State
17. Western Illinois
18. Penn
19. Northern Iowa
20. Montana
21. Liberty
22. Jacksonville
23. Grambling State
24. Cal Poly
25. Dayton

2011 (Coaches)

1. North Dakota State
2. Sam Houston State
3. Georgia Southern
4. Montana
5. Northern Iowa
6. Lehigh
7. Montana State
8. Maine
9. Towson
10. Old Dominion
11. Appalachian State
12. New Hampshire
13. Wofford
14. James Madison
15. Central Arkansas
16. Stony Brook
17. Harvard
18. Norfolk State

19. Tennessee Tech
20. Delaware
21. Eastern Kentucky
22. Illinois State
23. Albany
24. Jackson State
25. Liberty

2011 (TSN)

1. North Dakota State
2. Sam Houston State
3. Montana
4. Georgia Southern
5. Lehigh
6. Northern Iowa
7. Montana State
8. Maine
9. Towson
10. Old Dominion
11. New Hampshire
12. Appalachian State
13. Wofford
14. Central Arkansas
15. James Madison
16. Harvard
17. Delaware
18. Stony Brook
19. Norfolk State
20. Illinois State
21. Tennessee Tech
22. Jackson State
23. North Dakota
24. Eastern Kentucky
25. Liberty

2012 (Coaches)

1. North Dakota State
2. Sam Houston State
3. Georgia Southern
4. Eastern Washington
5. Montana State
6. Old Dominion
7. Wofford
8. Appalachian State
9. Illinois State
10. Central Arkansas
11. Cal Poly
12. Stony Brook
13. New Hampshire
14. Lehigh
15. Towson
16. Villanova
17. South Dakota State
18. Richmond
19. Eastern Kentucky
20. Northern Arizona
21. James Madison
22. Wagner
23. Bethune-Cookman
24. Coastal Carolina
25. Eastern Illinois

2012 (TSN)

1. North Dakota State
2. Sam Houston State
3. Georgia Southern
4. Eastern Washington
5. Montana State
6. Old Dominion
7. Wofford
8. Illinois State
9. Appalachian State
10. Central Arkansas
11. Stony Brook
12. Cal Poly
13. New Hampshire

14. South Dakota State
15. Villanova
16. Lehigh
17. Towson
18. Richmond
19. James Madison
20. Northern Arizona
21. Wagner
22. Bethune-Cookman
23. Eastern Kentucky
24. Coastal Carolina
25. Colgate

2013 (Coaches)

1. North Dakota State
2. Towson
3. Eastern Washington
4. Eastern Illinois
5. New Hampshire
6. Southeastern La.
7. Coastal Carolina
8. Montana
9. McNeese State
10. Fordham
11. Maine
12. Jacksonville State
13. Sam Houston State
14. South Dakota State
15. Northern Arizona
16. Bethune-Cookman
17. Tennessee State

18. Samford

19. Youngstown State
20. Montana State
- 21. Furman**
22. Charleston Southern
23. Harvard
24. Southern Utah
- 25. Chattanooga**

2013 (TSN)

1. North Dakota State
2. Towson
3. Eastern Washington
4. Eastern Illinois
5. New Hampshire
6. Southeastern La.
7. Coastal Carolina
8. Montana
9. Fordham
10. Jacksonville State
11. McNeese State
12. Maine
13. South Dakota State
14. Sam Houston State
15. Northern Arizona
16. Bethune-Cookman
17. Tennessee State
18. Youngstown State
- 19. Samford**
20. Montana State
21. Southern Utah
- 22. Furman**
- 23. Chattanooga**
24. Charleston Southern
25. South Carolina State

2014 (Coaches)

1. North Dakota State
2. Illinois State
3. New Hampshire
4. Eastern Washington
5. Coastal Carolina
6. Sam Houston State
7. Villanova
- 8. Chattanooga**



Brent Thompson led The Citadel to a SoCon title and a top-10 national finish in 2016, his first year at the helm.

9. Jacksonville State
10. Northern Iowa
11. Montana
12. SE Louisiana
13. South Dakota State
14. Fordham
15. Harvard
16. Richmond
17. Liberty
18. Indiana State
19. James Madison
20. Montana State
21. Eastern Kentucky
22. Bethune-Cookman
23. Sacred Heart
24. William & Mary
25. Youngstown State

2014 (TSN)

1. North Dakota State
2. Illinois State
3. New Hampshire
4. Eastern Washington
5. Coastal Carolina
6. Sam Houston State
7. Villanova
- 8. Chattanooga**
9. Jacksonville State
10. Northern Iowa
11. Fordham
12. South Dakota State
13. Montana
14. SE Louisiana
15. Harvard
16. Richmond
17. Liberty
18. James Madison
19. Indiana State
20. Montana State
21. Eastern Kentucky
22. Youngstown State

23. Bethune-Cookman
24. Sacred Heart
25. Idaho State

2015 (Coaches)

1. North Dakota State
2. Jacksonville State
3. Richmond
4. Sam Houston State
5. Illinois State
6. Northern Iowa
7. Charleston Southern
- 8. Chattanooga**
9. McNeese State
10. Portland State
11. James Madison
12. William & Mary
13. Colgate
14. Montana
- 15. The Citadel**
16. South Dakota State
17. Coastal Carolina
18. Southern Utah
19. Fordham
20. Harvard
21. North Carolina A&T
22. Western Illinois
23. Eastern Illinois
24. Dartmouth
25. Bethune-Cookman

2015 (STATS LLC)

1. North Dakota State
2. Jacksonville State
3. Sam Houston State
4. Richmond
5. Illinois State
6. Charleston Southern
7. McNeese State
8. Northern Iowa
- 9. Chattanooga**

10. Portland State
11. James Madison
12. William & Mary
- 13. The Citadel**
14. Montana
15. South Dakota State
16. Coastal Carolina
17. Colgate
18. Southern Utah
19. Fordham
20. Harvard
21. North Carolina A&T
22. Western Illinois
23. Dartmouth
24. Grambling State
25. Eastern Illinois

2016 (Coaches)

1. James Madison
2. Youngstown State
3. North Dakota State
4. Eastern Washington
5. Sam Houston State
6. Jacksonville State
7. South Dakota State
8. Richmond
- 9. The Citadel**
- 10. Chattanooga**
- 11. Wofford**
12. North Dakota
13. Villanova
14. Charleston Southern
15. Grambling State
16. Central Arkansas
17. New Hampshire
18. Lehigh
19. North Carolina Central
20. North Carolina A&T
- T21. Cal-Poly
- T21. San Diego
- 23. Samford**
24. Weber State
25. Montana

2016 (STATS LLC)

1. James Madison
2. Youngstown State
3. North Dakota State
4. Eastern Washington
5. Sam Houston State
6. South Dakota State
7. Jacksonville State
8. Richmond
- 9. Wofford**
- 10. The Citadel**
11. Villanova
12. North Dakota
- 13. Chattanooga**
14. Central Arkansas
15. Charleston Southern
16. Grambling State
17. New Hampshire
18. Coastal Carolina
19. San Diego
20. North Carolina A&T
21. Lehigh
22. North Carolina Central
- 23. Samford**
24. Cal Poly
25. Weber State

2017 (Coaches)

1. North Dakota State
2. James Madison
3. Sam Houston State
4. South Dakota State

5. Weber State
6. North Carolina A&T
- 7. Wofford**
8. Central Arkansas
9. Kennesaw State
10. Jacksonville State
11. Stony Brook
12. Western Illinois
13. Southern Utah
14. Grambling State
15. New Hampshire
16. South Dakota
- 17. Samford**
18. McNeese
19. Northern Iowa
- 20. Furman**
21. Elon
22. Eastern Washington
23. Nicholls
24. Yale
25. San Diego

2017 (STATS LLC)

1. North Dakota State
2. James Madison
3. South Dakota State
4. Sam Houston State
5. Weber State
- 6. Wofford**
7. North Carolina A&T
8. Kennesaw State
9. Jacksonville State
10. Central Arkansas
11. Stony Brook
12. New Hampshire
13. Western Illinois
14. Southern Utah
15. South Dakota
16. Grambling State
17. Northern Iowa
- 18. Samford**
- 19. Furman**
20. Elon
21. Eastern Washington
22. McNeese
23. San Diego
24. Yale
25. Nicholls

2018 (Coaches)

1. North Dakota State
2. Eastern Washington
3. South Dakota State
4. Kennesaw State
5. Maine
6. Weber State
7. Colgate
8. UC Davis
9. Princeton
10. James Madison
11. North Carolina A&T
- 12. Wofford**
13. Jacksonville State
14. Nicholls
15. Dartmouth
16. Southeast Missouri State
17. Montana State
18. Stony Brook
19. Elon
20. San Diego
- 21. ETSU**
22. Towson
23. Delaware
24. Duquesne
25. Indiana State

2018 (STATS LLC)

1. North Dakota State
2. Eastern Washington
3. South Dakota State
4. Maine
5. Kennesaw State
6. Weber State
7. UC Davis
8. Colgate
9. James Madison
10. Jacksonville State
11. Princeton
12. North Carolina A&T
13. **Wofford**
14. Nicholls
15. Southeast Missouri State
16. Stony Brook
17. Montana State
18. Dartmouth
19. Elon
20. Towson
21. Duquesne
22. **ETSU**
23. Northern Iowa
24. Delaware
25. San Diego

2019 (Coaches)

1. North Dakota State
2. James Madison
3. Weber State
4. Montana State
5. Northern Iowa
6. Montana
7. Illinois State
8. Kennesaw State
9. Sacramento State
10. Austin Peay
11. Central Arkansas
12. South Dakota State
13. Monmouth
14. Nicholls
15. Villanova
16. Southeast Missouri
17. **Wofford**
18. Southeastern Louisiana
19. **Furman**
20. Albany
21. Dartmouth
22. Central Connecticut
23. North Carolina A&T
24. Yale
25. Florida A&M

2019 (Stats Perform)

1. North Dakota State
2. James Madison
3. Weber State
4. Montana State
5. Northern Iowa
6. Montana
7. Illinois State
8. Austin Peay
9. Sacramento State
10. South Dakota State
11. Central Arkansas
12. Monmouth
13. Kennesaw State
14. Nicholls
15. Villanova
16. **Wofford**
17. Southeast Missouri
18. Albany
19. Southeastern Louisiana
20. North Carolina A&T
21. **Furman**

22. Dartmouth
23. Central Connecticut
24. Florida A&M
25. Yale

2020-21 (Coaches)

1. Sam Houston
2. South Dakota State
3. James Madison
4. Delaware
5. North Dakota State
6. North Dakota
7. Jacksonville State
8. Weber State
9. Southern Illinois
10. Monmouth
11. Eastern Washington
12. **VMI**
13. Missouri State
14. Richmond
15. Kennesaw State
16. UC Davis
17. Murray State
18. Villanova
19. Alabama A&M
20. Southern
21. Southeastern Louisiana
22. Sacred Heart
23. Nicholls
24. **ETSU**
25. Holy Cross

2020-21 (Stats Perform)

1. Sam Houston
2. South Dakota State
3. James Madison
4. Delaware
5. North Dakota State
6. North Dakota
7. Jacksonville State
8. Southern Illinois
9. Weber State
10. Eastern Washington
11. Monmouth
12. **VMI**
13. Missouri State

14. UC Davis
15. Richmond
16. Villanova
17. Kennesaw State
- T18. Murray State
- T18. Rhode Island
20. Southeastern Louisiana
21. **ETSU**
22. Sacred Heart
23. Austin Peay
24. Alabama A&M
25. Nicholls

2021 (Coaches)

1. North Dakota State
2. Montana State
3. James Madison
4. Sam Houston
5. South Dakota State
6. Montana
7. **ETSU**
8. Villanova
9. Eastern Washington
10. Kennesaw State
11. Sacramento State
12. UT Martin
13. UIW
14. Missouri State
15. Southeastern Louisiana
16. UC Davis
17. Southern Illinois
18. Stephen F. Austin
19. Jackson State
20. South Dakota
21. Princeton
22. Holy Cross
23. Dartmouth
24. Florida A&M
25. UNI

2021 (Stats Perform)

1. North Dakota State
2. Montana State
3. James Madison
4. South Dakota State
5. Sam Houston

6. Montana
7. Eastern Washington
8. Villanova
9. **ETSU**
10. Sacramento State
11. Kennesaw State
12. UIW
13. UT Martin
14. Missouri State
15. Southeastern Louisiana
16. Southern Illinois
17. UC Davis
18. South Dakota
19. Holy Cross
20. Dartmouth
21. Stephen F. Austin
22. Jackson State
23. UNI
24. Princeton
25. Florida A&M

2022 (Coaches)

1. South Dakota State (26)
2. North Dakota State
3. UIW
4. Sacramento State
5. Montana State
6. Holy Cross
7. **Samford**
8. William & Mary
9. Weber State
10. **Furman**
11. Jackson State
12. Richmond
13. Southeast Missouri
14. Montana
15. New Hampshire
16. Fordham
17. North Carolina Central
18. Elon
19. Southeastern Louisiana
20. St. Thomas (Minn.)
21. **Mercer**
22. Idaho
23. Florida A&M
- T24. Delaware

T24. Chattanooga

2022 (Stats Perform)

1. South Dakota State
2. North Dakota State
3. UIW
4. Montana State
5. Sacramento State
6. Holy Cross
7. **Samford**
8. William & Mary
9. Weber State
10. **Furman**
11. Richmond
12. Southeastern Louisiana
13. New Hampshire
14. Montana
15. Southeast Missouri
16. Jackson State
17. Elon
18. Idaho
19. Delaware
20. North Dakota
21. North Carolina Central
22. Fordham
23. **Chattanooga**
24. **Mercer**
25. UC Davis

SoCon teams in bold



In 2018, his first year at the helm, Randy Sanders directed ETSU to the FCS playoffs and spots in the final national polls.

Coaches Player of the Year

The Coaches Player of the Year has been presented annually since 1989 to the top offensive and defensive players in the league. The players are chosen by a vote of the conference coaches.

- 1989 Offense - George Searcy, RB, ETSU
Defense - Junior Jackson, LB, Chattanooga
- 1990 Offense - Frankie DeBusk, QB, Furman
Defense - Troy Boeck, DL, Chattanooga
- 1991 Offense - Kevin Kendrick, LB, Furman
Defense - Michael Payton, QB, Marshall
- 1992 Offense - Allen Edwards, DL, Furman
Defense - Michael Payton, QB, Marshall
- 1993 Offense - Avery Hall, DL, Appalachian State
Defense - Chris Parker, RB, Marshall
- 1994 Offense - Alex Mash, DL, Georgia Southern
Defense - Todd Donnan, QB, Marshall
- 1995 Offense - Dexter Coakley, LB, Appalachian State
Defense - Thomas Haskins, RB, VMI
- 1996 Offense - Dexter Coakley, LB, Appalachian State
Defense - B.J. Adigun, WR, ETSU
- 1997 Offense - Mario Hankerson, LB, ETSU
Defense - Adrian Peterson, FB, Georgia Southern
- 1998 Offense - Eric Johnson, FS, Western Carolina
Defense - Greg Hill, QB, Georgia Southern
- 1999 Offense - John Keith, DB, Furman
Defense - Louis Ivory, TB, Furman
- 2000 Offense - Will Bouton, LB, Furman
Defense - Adrian Peterson, RB, Georgia Southern
- 2001 Offense - Freddy Pesqueira, DT, Georgia Southern
Defense - Chaz Williams, QB, Georgia Southern
- 2002 Offense - Josh Jeffries, DE, Appalachian State
Defense - Jermaine Austin, FB, Georgia Southern
- 2003 Offense - K.T. Stovall, DT, Appalachian State
Defense - DaVon Fowlkes, WR, Appalachian State
- 2004 Offense - William Freeman, LB, Furman
Defense - Richie Williams, QB, Appalachian State
- 2005 Offense - Chad Nkang, LB, Elon
Defense - Katon Bethay, NT, Wofford
- 2006 Offense - Kevin Richardson, RB, Appalachian State
Defense - Marques Murrell, DL, Appalachian State
- 2007 Offense - Jayson Foster, QB, Georgia Southern
Defense - Corey Lynch, DB, Appalachian State
- 2008 Offense - Armanti Edwards, QB, Appalachian State
Defense - Jacque Roman, LB, Appalachian State
- 2009 Offense - Armanti Edwards, QB, Appalachian State
Defense - Josh Beard, DE, Chattanooga
- 2010 Offense - DeAndre Presley, QB Appalachian State
Defense - Amet Pall, DL, Wofford
- 2011 Offense - Eric Breitenstein, RB, Wofford
Defense - Brent Russell, DL, Georgia Southern
- 2012 Offense - Eric Breitenstein, RB, Wofford
Defense - Jeremy Kimbrough, LB, Appalachian State
- 2013 Offense - Davis Tull, DL, Chattanooga
Defense - Jacob Huesman, QB, Chattanooga
- 2014 Offense - Jacob Huesman, QB, Chattanooga
Defense - Davis Tull, DL, Chattanooga
- 2015 Offense - Jacob Huesman, QB, Chattanooga
Defense - Mitchell Jeter, DL, The Citadel
- 2016 Offense - Devlin Hodges, QB, Samford
Defense - Keionta Davis, DL, Chattanooga
- 2017 Offense - Devlin Hodges, QB, Samford
Defense - Ahmad Gooden, DL, Samford
- 2018 Offense - Devlin Hodges, QB, Samford
Defense - Isaiah Mack, DL, Chattanooga
- 2019 Offense - Joe Newman, QB, Wofford
Defense - Willie Eubanks III, LB, The Citadel
- 2020-21 Offense - Liam Welch, QB, Samford
Defense - Jakob Herres, WR, VMI
- 2021 Offense - Jared Folks, LB, ETSU
Defense - Stone Snyder, LB, VMI
- 2022 Offense - Quay Holmes, RB, ETSU
Defense - Devonnsha Maxwell, DL, Chattanooga
- 2022 Offense - Michael Hiers, QB, Samford
Defense - Jay Person, DL, Chattanooga

Media Player of the Year

The Media Player of the Year award is named after Roy M. "Legs" Hawley, who served as director of athletics at West Virginia from 1938 until his death in 1954. Hawley was instrumental in West Virginia's admittance to the Southern Conference in 1950. He was inducted posthumously in to the National Association of Collegiate Directors of Athletics Hall of Fame in 1974.

- 1948 Charlie Justice, RB, North Carolina
- 1949 Charlie Justice, RB, North Carolina
- 1950 Steve Wadiak, RB, South Carolina
- 1951 Bob Ward, G, Maryland
- 1952 Jack Scarbath, QB, Maryland
- 1953 Steve Korcheck, C, George Washington
- 1954 Freddy Wyant, QB, West Virginia
- 1955 Bruce Bosley, T, West Virginia
- 1956 Walt Brodie, E, William & Mary
- 1957 Bobby Jordan, RB, VMI
- 1958 Carroll Dale, E, Virginia Tech
- 1959 Paul Maguire, E, The Citadel



Marshall's Michael Payton was a two-time SoCon Offensive Player of the Year (1991-92). Payton, who also won the Walter Payton Award in 1992, threw a pair of touchdown passes in the Thundering Herd's 31-28 win over Youngstown State in the 1992 NCAA title contest.

- 1960 Howard Dyer, QB, VMI
- 1961 Earl Stoudt, RB, Richmond
- 1962 Bob Soleau, G, William & Mary
- 1963 Bob Schweickert, QB, Virginia Tech
- 1964 Bob Schweickert, QB, Virginia Tech
- 1965 George Pearce, E, William & Mary
- 1966 Garrett Ford, RB, West Virginia
- 1967 Jimmy Poole, QB, Davidson
- 1968 Butch Colson, RB, East Carolina
- 1969 Buster O'Brien, QB, Richmond
- 1970 Gordon Slade, QB, Davidson
- 1971 Phil Mosser, RB, William & Mary
- 1972 Brian Bauma, E, The Citadel
- 1973 Carlester Crumpler, RB, East Carolina
- 1974 Carl Summerell, QB, East Carolina
- 1975 Andrew Johnson, RB, The Citadel
- 1976 Brian Ruff, LB, The Citadel
- 1977 Brian Ruff, LB, The Citadel
- 1978 Darrell Lipford, RB, Western Carolina
- 1979 Gerald Harp, WR, Western Carolina
- 1980 David Henderson, QB, Furman
- 1981 Rick Beasley, WR, Appalachian State
- 1982 Stump Mitchell, RB, The Citadel
- 1983 Stanford Jennings, RB, Furman
- 1984 Stanford Jennings, RB, Furman
- 1985 Jeff Gilbert, QB, Western Carolina
- 1986 Bobby Lamb, QB, Furman
- 1987 Offense - John Settle, RB, Appalachian State
Defense - Scott Thompson, T, The Citadel
- 1988 Offense - Tony Petersen, QB, Marshall
Defense - Anthony Downs, DL, Appalachian State
- 1989 Offense - Gene Brown, QB, The Citadel
Defense - Jeff Blankenship, LB, Furman
- 1990 Offense - George Searcy, RB, ETSU
Defense - Kelly Fletcher, E, Furman
- 1991 Offense - Frankie DeBusk, QB, Furman
Defense - Kevin Kendrick, LB, Furman
- 1992 Offense - Michael Payton, QB, Marshall
Defense - Rico Mack, LB, Appalachian State
- 1993 Offense - Michael Payton, QB, Marshall
Defense - Avery Hall, DL, Appalachian State
- 1994 Offense - Chris Parker, RB, Marshall
Defense - Chris Parker, RB, Marshall
- 1995 Offense - William King, LB, Marshall
Defense - Todd Donnan, QB, Marshall
- 1996 Offense - Dexter Coakley, LB, Appalachian State
Defense - Chris Parker, RB, Marshall
- 1997 Offense - Dexter Coakley, LB, Appalachian State
Defense - Thomas Haskins, RB, VMI
- 1998 Offense - Dexter Coakley, LB, Appalachian State
Defense - B.J. Adigun, WR, ETSU
- 1999 Offense - Bryan Dailier, DE, Furman
Defense - Adrian Peterson, FB, Georgia Southern
- 2000 Offense - Eric Johnson, FS, Western Carolina
Defense - Greg Hill, QB, Georgia Southern

- 2000 Defense - John Keith, DB, Furman
Offense - Louis Ivory, TB, Furman
- 2001 Defense - Will Bouton, LB, Furman
Offense - Will Bouton, LB, Furman
- 2002 Defense - Will Bouton, LB, Furman
Offense - Louis Ivory, TB, Furman
- 2003 Offense - Chaz Williams, QB, Georgia Southern
Defense - Josh Jeffries, DE, Appalachian State
- 2004 Offense - Jermaine Austin, FB, Georgia Southern
Defense - Matt Nelson, DB, Wofford
- 2005 Offense - DaVon Fowlkes, WR, Appalachian State
Defense - William Freeman, LB, Furman
- 2006 Offense - Richie Williams, QB, Appalachian State
Defense - Chad Nkang, LB, Elon
- 2007 Offense - Kevin Richardson, RB, Appalachian State
Defense - Chad Nkang, LB, Elon
- 2008 Offense - Jayson Foster, QB, Georgia Southern
Defense - Corey Lynch, DB, Appalachian State
- 2009 Offense - Armanti Edwards, QB, Appalachian State
Defense - Chris Covington, LB, Georgia Southern



Appalachian State linebacker Dexter Coakley was the first player in SoCon history to be named Defensive Player of the Year three times (1994-96).

#SoConFB



In 2015, Chattanooga quarterback Jacob Huesman became the first player to earn SoCon Offensive Player of the Year honors from the league's coaches three times.

- 2010 Defense - Josh Beard, DE, Chattanooga
Offense - DeAndre Presley, QB, Appalachian State
Defense - Ameet Pall, DL, Wofford
- 2011 Offense - Eric Breitenstein, RB, Wofford
Defense - Brent Russell, DL, Georgia Southern
- 2012 Offense - Eric Breitenstein, RB, Wofford
Defense - Davis Tull, DL, Chattanooga
- 2013 Offense - Andy Summerlin, QB, Samford
Defense - Justin Shade, LB, Samford
- 2014 Offense - Jacob Huesman, QB, Chattanooga
Defense - Davis Tull, DL, Chattanooga
- 2015 Offense - Jacob Huesman, QB, Chattanooga
Defense - Cory Magwood, LB, Furman
- 2016 Offense - Devlin Hodges, QB, Samford
Defense - Kailik Williams, DB, The Citadel
- 2017 Offense - Devlin Hodges, QB, Samford
Defense - Ahmad Gooden, DL, Samford
- 2018 Offense - Devlin Hodges, QB, Samford
Defense - Isaiah Mack, DL, Chattanooga
- 2019 Offense - Joe Newman, QB, Wofford
Defense - Willie Eubanks III, LB, The Citadel
- 2020-21 Offense - Jakob Herres, WR, VMI
Defense - Stone Snyder, LB, VMI
- 2021 Offense - Quay Holmes, RB, ETSU
Defense - Devonnsha Maxwell, DL, Chattanooga
Defense - Stone Snyder, LB, VMI
- 2022 Offense - Michael Hiers, QB, Samford
Defense - Jay Person, DL, Chattanooga

Coaches Coach of the Year

The Coaches Coach of the Year is selected in a vote of the league's coaches and has been presented to the top coach annually since 1989.

- 1989 Jimmy Satterfield, Furman
- 1990 Buddy Nix, Chattanooga
- 1991 Jerry Moore, Appalachian State
- 1992 Steve Hodgins, Western Carolina
- 1993 Tim Stowers, Georgia Southern
- 1994 Jerry Moore, Appalachian State
- 1995 Jerry Moore, Appalachian State
- 1996 Mike Cavan, ETSU
- 1997 Paul Johnson, Georgia Southern
- 1998 Paul Johnson, Georgia Southern
- 1999 Bobby Johnson, Furman
- 2000 Mike Ayers, Wofford
- 2001 Bill Bleil, Western Carolina
- 2002 Cal McCombs, VMI
- 2003 Mike Ayers, Wofford
- 2004 Mike Sewak, Georgia Southern
- 2005 Jerry Moore, Appalachian State
- 2006 Jerry Moore, Appalachian State
- 2007 Mike Ayers, Wofford
Pete Lembo, Elon
- 2008 Jerry Moore, Appalachian State
- 2009 Jerry Moore, Appalachian State and
Russ Huesman, Chattanooga
- 2010 Jerry Moore, Appalachian State
- 2011 Jeff Monken, Georgia Southern

- 2012 Kevin Higgins, The Citadel
Pat Sullivan, Samford
- 2013 Russ Huesman, Chattanooga
- 2014 Russ Huesman, Chattanooga
- 2015 Mike Houston, The Citadel
- 2016 Brent Thompson, The Citadel
- 2017 Clay Hendrix, Furman
- 2018 Randy Sanders, ETSU
- 2019 Scott Wachenheim, VMI
- 2020-21 Scott Wachenheim, VMI
- 2021 Randy Sanders, ETSU
- 2022 Chris Hatcher, Samford

Media Coach of the Year

The Media Coach of the Year award is named in honor of Wallace Wade, the first commissioner of the Southern Conference. Wade served as commissioner from 1951 until 1960. He spent 16 years as the head football coach at Duke, where his team posted a 110-36-7 record. Wade is a member of the National Football Hall of Fame.

- 1948 Frank Howard, Clemson
- 1949 Wallace Wade, Duke
- 1950 George Barclay, Washington & Lee
- 1951 Jim Tatum, Maryland
- 1952 Bill Murray, Duke
- 1953 Art Lewis, West Virginia
- 1954 Art Lewis, West Virginia
- 1955 Eugene Sherman, George Washington
- 1956 Frank Moseley, Virginia Tech
- 1957 John McKenna, VMI
- 1958 Ed Merrick, Richmond
- 1959 John McKenna, VMI
- 1960 Bill Elias, George Washington
- 1961 Eddie Teague, The Citadel
- 1962 John McKenna, VMI
- 1963 Jerry Claiborne, Virginia Tech
- 1964 Marv Levy, William & Mary
- 1965 Marv Levy, William & Mary
- 1966 Jim Camp, George Washington
- 1967 Frank Jones, Richmond
- 1968 Frank Jones, Richmond
- 1969 Homer Smith, Davidson
- 1970 Bob King, Furman
- 1971 Frank Jones, Richmond
- 1972 Sonny Randle, East Carolina
- 1973 Sonny Randle, East Carolina
- 1974 Bob Thalman, VMI
- 1975 Jim Tait, Richmond
- 1976 Jim Root, William & Mary
- 1977 Joe Morrison, Chattanooga
- 1978 Dick Sheridan, Furman
- 1979 Joe Morrison, Chattanooga
- 1980 Dick Sheridan, Furman
- 1981 Bob Thalman, VMI
- 1982 Dick Sheridan, Furman
- 1983 Bob Waters, Western Carolina
- 1984 Tom Moore, The Citadel
- 1985 Sparky Woods, Appalachian State

- 1986 Sparky Woods, Appalachian State
- 1987 Sparky Woods, Appalachian State
- 1988 Charlie Taaffe, The Citadel
- 1989 Jimmy Satterfield, Furman
- 1990 Charlie Taaffe, The Citadel
- 1991 Jerry Moore, Appalachian State
- 1992 Steve Hodgins, Western Carolina
- 1993 Tim Stowers, Georgia Southern
- 1994 Jerry Moore, Appalachian State
- 1995 Jerry Moore, Appalachian State
- 1996 Mike Cavan, ETSU
- 1997 Paul Johnson, Georgia Southern
- 1998 Paul Johnson, Georgia Southern
- 1999 Bobby Johnson, Furman
- 2000 Mike Ayers, Wofford
- 2001 Bill Bleil, Western Carolina
- 2002 Mike Ayers, Wofford
- 2003 Mike Ayers, Wofford
- 2004 Bobby Lamb, Furman
- 2005 Jerry Moore, Appalachian State
- 2006 Jerry Moore, Appalachian State
- 2007 Pete Lembo, Elon
- 2008 Jerry Moore, Appalachian State
- 2009 Russ Huesman, Chattanooga
- 2010 Mike Ayers, Wofford
- 2011 Jeff Monken, Georgia Southern
- 2012 Kevin Higgins, The Citadel
- 2013 Bruce Fowler, Furman
- 2014 Russ Huesman, Chattanooga
- 2015 Mike Houston, The Citadel
- 2016 Brent Thompson, The Citadel
- 2017 Clay Hendrix, Furman
- 2018 Randy Sanders, ETSU
- 2019 Josh Conklin, Wofford
- 2020-21 Scott Wachenheim, VMI
- 2021 Randy Sanders, ETSU
- 2022 Chris Hatcher, Samford

Coaches Freshman of the Year

- 1989 James Roberts, RB, Chattanooga
- 1990 Derrick Hollins, RB, ETSU
- 1991 Offense - Chip Hooks, RB, Appalachian State
Defense - Roger Johnson, DB, Marshall
- 1992 Marlon Anderson, WR, VMI
- 1993 Dexter Coakley, LB, Appalachian State
- 1994 Kenny Robinson, QB, Georgia Southern
- 1995 Chad Pennington, QB, Marshall
- 1996 Brandon Walker, RB, ETSU
- 1997 Todd Wells, QB, ETSU
- 1998 Adrian Peterson, FB, Georgia Southern
- 1999 Jesse McCoy, RB, Wofford
- 2000 Lamont Seward, WR, Western Carolina
- 2001 Titus Green, RS, VMI
- 2002 Jermaine Austin, RB, Georgia Southern
- 2003 Kevious Johnson, RB, Wofford
- 2004 Jayson Foster, QB, Georgia Southern
- 2005 Dedrick Bynam, DB, Georgia Southern
- 2006 Armani Edwards, QB, Appalachian State
- 2007 Scott Riddle, QB, Elon
- 2008 Dustin Taliaferro, QB, Samford
- 2009 Michael Johnson, RB, Western Carolina



Furman running back Stanford Jennings was the media's pick for SoCon Player of the Year in 1981, 1982 and 1983.

- 2010 Kadeem Wise, DB, Chattanooga
- 2011 Terrell Robinson, QB, Chattanooga
Dominique Swope, RB, Georgia Southern
- 2012 Sean Price, WR, Appalachian State
- 2013 Marcus Cox, RB, Appalachian State
- 2014 Al Cobb, QB, VMI
- 2015 Kelvin McKnight, WR, Samford
- 2016 Tyrie Adams, QB, Western Carolina
- 2017 Kaelan Riley, QB, Mercer
- 2018 Quay Holmes, RB, ETSU
- 2019 Ailym Ford, RB, Chattanooga
- 2020-21 Seth Morgan, QB, VMI
- 2021 Andreas Keaton, DB, Western Carolina
- 2022 Desmond Reid, RB, Western Carolina

Media Freshman of the Year

- 1979 Ron Lear, RB, Marshall
- 1980 Barry Childers, K, Marshall
- 1981 Stanford Jennings, RB, Furman
- 1982 Victor Frazier, WR, The Citadel
Stanford Glenn, RB, The Citadel
- 1983 John Settle, RB, Appalachian State
- 1984 Kirk Roach, K, Western Carolina
- 1985 Tim Sanders, RB, Appalachian State
- 1986 Ron Darby, RB, Marshall
- 1987 Stan Nix, QB, Chattanooga
- 1988 Dewey Klein, K, Marshall
- 1989 James Roberts, RB, Chattanooga
- 1990 Derrick Hollins, RB, ETSU
- 1991 Chip Hooks, RB, Appalachian State
- 1992 Alandus Sims, DB, Marshall
- 1993 Dexter Coakley, LB, Appalachian State
- 1994 Kenny Robinson, QB, Georgia Southern
- 1995 Chad Pennington, QB, Marshall
- 1996 Randy Moss, WR/KR, Marshall
- 1997 Todd Wells, QB, ETSU
- 1998 Adrian Peterson, FB, Georgia Southern
- 1999 Jesse McCoy, RB, Wofford
- 2000 Lamont Seward, WR, Western Carolina
- 2001 Brian Bratton, RS, Furman
- 2002 Jermaine Austin, FB, Georgia Southern
- 2003 Kevious Johnson, RB, Wofford
- 2004 Andrew Thacker, FS, Furman
- 2005 Dedrick Bynam, DB, Georgia Southern
- 2006 Armanti Edwards, QB Appalachian State
- 2007 Scott Riddle, QB, Elon
- 2008 Dustin Taliaferro, QB, Samford
- 2009 Michael Johnson, RB, Western Carolina
- 2010 Kadeem Wise, DB, Chattanooga
- 2011 Terrell Robinson, QB, Chattanooga
- 2012 Sean Price, WR, Appalachian State
- 2013 Marcus Cox, RB, Appalachian State
- 2014 Al Cobb, QB, VMI
- 2015 Kelvin McKnight, WR, Samford
- 2016 Tyrie Adams, QB, Western Carolina
- 2017 Kaelan Riley, QB, Mercer
- 2018 Quay Holmes, RB, ETSU
- 2019 Ailym Ford, RB, Chattanooga
- 2020-21 Carter Peevy, QB, Mercer
- 2021 Dominick Poole, DB, The Citadel
- 2022 Desmond Reid, RB, Western Carolina

Jacobs Blocking Award

The Jacobs Blocking Award was originated in 1928 by Dr. William P. Jacobs II, who helped organize Presbyterian College's first varsity football team in 1913. From 1928 to 1932, the Jacobs Award was presented to a player from the state of South Carolina. Dr. Jacobs had a duplicate award made and began presenting it to a Southern Conference player in 1933. Additional awards were subsequently made for the Southeastern (1935) and Atlantic Coast (1953) Conferences.

- 1933 George Smith, B, Virginia Tech
- 1934 George Smith, B, Virginia Tech
- 1935 Herman Snyder, B, North Carolina
- 1936 John Gormley, B, Maryland
- 1937 George Watson, B, North Carolina
- 1938 Andy Trzeciak, B, VMI
- 1939 James Ringgold, B, Wake Forest
- 1940 Billy Walker, G, VMI
- 1941 Tommy Prothro, B, Duke
- 1942 Mike Cooke, B, North Carolina
- 1943 Elmer Barbour, B, Wake Forest
- 1944 Tom Davis, B, Duke
- 1945 Nick Ognovich, B, Wake Forest
- 1946 Nick Ognovich, B, Wake Forest
- 1947 Nick Ognovich, B, Wake Forest
- 1948 Robert Bowlby, B, North Carolina State
- 1949 Robert Bowlby, B, North Carolina State
- 1950 Dick Hendley, B, Clemson
- 1951 Jack Kistler, B, Duke
- 1952 Louis Tepe, C, Duke
- 1953 Tommy Allman, B, West Virginia
- 1954 Gene Lamone, G, West Virginia
- 1955 Bruce Bosley, T, West Virginia
- 1956 John Hall, C, Virginia Tech
- 1957 Chuck Howley, G, West Virginia
- 1958 Carroll Dale, E, Virginia Tech



SoCon Hall of Famer Charlie "Choo Choo" Justice of North Carolina was named the league's player of the year in 1948 and 1949. Justice was runner-up for the Heisman Trophy and was an All-American both seasons.

- 1959 John Boggs, B, Richmond
- 1960 Lou Shuba, G, VMI
- 1961 Don Christman, C, Richmond
- 1962 Bob Soleau, G, William & Mary
- 1963 Bob Soleau, G, William & Mary
- 1964 Sonny Utz, B, Virginia Tech
- 1965 Norman Swindell, B, East Carolina
- 1966 Brad Cashman, G, George Washington
- 1967 Kevin Moran, T, East Carolina
- 1968 Wayne Fowler, T, Richmond
- 1969 Wayne Fowler, T, Richmond
- 1970 Bob Herb, C, William & Mary
- 1971 Jackson Neal, G, William & Mary
- 1972 Barty Smith, B, Richmond
- 1973 Barty Smith, B, Richmond
- 1974 Andy Dearman, G, VMI
- 1975 Rodney Elam, T, Richmond
- 1976 Gill Beck, C, Appalachian State
- 1977 Gill Beck, C, Appalachian State
- 1978 Brette Simmons, TE, Furman
- 1979 John Shuman, T, VMI
- 1980 Charlie Anderson, T, Furman
- 1981 Charlie Anderson, T, Furman
- 1982 Mike Coleman, G, Furman
- 1983 Mike Nease, T, Chattanooga
- 1984 Dinky Williams, B, Furman
- 1985 Gene Reeder, C, Furman
- 1986 Mike Callaway, T, Appalachian State
- 1987 James Hardman, G, Appalachian State
- 1988 Kennet Goldsmith, B, Furman
- 1989 Derrick Graham, T, Appalachian State
- 1990 Steve Duggan, C, Furman
- 1991 Lorenzo Carpenter, C, VMI
- 1992 Phil Ratliff, G, Marshall
- 1993 Chris Deaton, T, Marshall
- 1994 Franklin Stephens, C, Georgia Southern
- 1995 William Pannell, T, Marshall
- 1996 Aaron Ferguson, G, Marshall
- 1997 Mark Williams, G, Georgia Southern
- 1998 Mark Williams, G, Georgia Southern
- 1999 Ben Hall, G, Furman
- 2000 Josh Moore, T, Furman
- 2001 Donnie Littlejohn, T, Furman
- 2002 Charles Clarke, C, Georgia Southern
- 2003 Eric Deutsch, G, Wofford
- 2004 Ben Bainbridge, T, Furman

- 2005 Matt Isenhour, T, Appalachian State
- 2006 Kerry Brown, G, Appalachian State
- 2007 Kerry Brown, G, Appalachian State
- 2008 Joel Bell, T, Furman
- 2009 Mario Acitelli, T, Appalachian State
- 2010 Pat Illig, G, Wofford
- 2011 Nate Page, G, Wofford
- 2012 Mike Sellers, C, The Citadel
- 2013 Dakota Dozier, T, Furman
- 2014 Corey Levin, T, Chattanooga
- 2015 Corey Levin, T, Chattanooga
- 2016 Isaiah Pinson, T, The Citadel
- 2017 Matthew Schmidt, C, Furman
- 2018 Matt Pyke, OL, ETSU
- 2019 Blake Jersaty, OL, Wofford
- 2020-21 Tre'mond Shorts, OL, ETSU
- Cole Strange, OL, Chattanooga
- 2021 Cole Strange, OL, Chattanooga
- 2022 McClendon Curtis, OL, Chattanooga

Pinnacle Award

The Pinnacle Award is given to the student-athlete with the highest GPA on the championship-winning team for each Southern Conference sport. In the event of co-champions, the award goes to the team that clinched the Southern Conference's automatic bid to the NCAA Division I Football Championship. The award was inaugurated in 2016.

- 2016 Cody Floyd, The Citadel
- 2017 Blake Jersaty, Wofford
- 2018 Blake Jersaty, Wofford
- 2019 Blake Jersaty, Wofford
- 2020-21 Brad Davis, VMI
- 2021 Cade Larkins, ETSU
- 2022 Nick Jackson, Samford

College Football Hall of Fame

The College Football Hall of Fame was founded in 1955 and opened its doors at its new home in Atlanta, Georgia, on Aug. 23, 2014, after moving from its longtime home in South Bend, Indiana. To be selected, a nominated player must be out of college at least 10 years and a first-team All-America selection by a major selector during his career. The voting is done by a 12-member panel made up of athletic directors, conference and bowl officials and media representatives. Listed below are coaches and players from current and former Southern Conference schools who have been selected and the year they were inducted.

Coaches, school(s) (induction year)

Charlie Bachman, Florida (1978)
 Bernie Bierman, Tulane (1955)
 Mack Brown, Appalachian State (2018)
 Paul "Bear" Bryant, Maryland (1986)
 Jerry Claiborne, Virginia Tech (1999)
 Michael Donahue, LSU (1951)
 Jim Donnan, Marshall (2009)
 Lou Holtz, William & Mary (2009)
 Frank Howard, Clemson (1989)
 Dan McGugin, Vanderbilt (1951)
 Jerry Moore, Appalachian State (2014)
 Jess Neely, Vanderbilt/Clemson (1971)
 Robert Neyland, Tennessee (1956)
 Clark Shaughnessy, Maryland (1968)
 Buck Shaw, North Carolina State (1972)
 Dick Sheridan, Furman (2020)
 Carl Snavely, North Carolina (1965)
 Jim Tatum, Maryland (1984)
 Wallace Wade, Alabama/Duke (1955)

Players, school (induction year)

Bill Banker, Tulane (1977)
 Mike Barber, Marshall (2005)
 Robert Bomar, Vanderbilt (1956)
 Bruce Bosley, West Virginia (1982)
 John Mack Brown, Alabama (1957)
 John L. Cain, Alabama (1973)
 Ed Cameron, Washington & Lee (1976)
 Jack Cloud, William & Mary (1990)
 Dexter Coakley, Appalachian State (2011)
 Fred Crawford, Duke (1973)
 Carroll Dale, Virginia Tech (1987)
 Jerry Dalrymple, Tulane (1954)
 Al DeRogatis, Duke (1986)
 Bobby Dodd, Tennessee (1959)
 William Beattie Feathers, Tennessee (1955)
 Herman Hickman Jr., Tennessee (1959)
 Dan Hill Jr., Duke (1962)
 Jimmy Franklin Hitchcock, Auburn (1954)
 Allison "Pooley" Hubert, Alabama (1964)
 Sam Huff, West Virginia (1980)
 Stan Jones, Maryland (2000)
 Charlie Justice, North Carolina (1961)
 Steve Lach, Duke (1980)
 Lester Lautenschlaeger, Tulane (1975)
 George McAfee, Duke (1961)
 Jack McDowall, North Carolina State (1975)
 Eugene McEver, Tennessee (1954)
 Banks McFadden, Clemson (1959)
 Dick Modzelewski, Maryland (1993)
 Clarence "Ace" Parker, Duke (1955)
 Michael Payton, Marshall (2015)
 Adrian Peterson, Georgia Southern (2017)
 G. Barney Poole, North Carolina (1974)
 Peter Pund, Georgia Tech (1963)
 Buster Ramsey, William & Mary (1978)
 Jack Scarbath, Maryland (1983)
 Monk Simons, Tulane (1963)
 Fred Sington, Alabama (1985)
 Vernon Smith Sr., Georgia (1979)
 W.D. Spears, Vanderbilt (1962)
 Eric Tipton, Duke (1965)
 Dale Van Sickle, Florida (1975)
 Bob Ward, Maryland (1980)
 Art Edward Weiner, North Carolina (1992)

Walter Payton Award

The Walter Payton Award was established in 1987 and is presented annually by Stats Perform to the Football Championship Subdivision's (FCS) Offensive Player of the Year. A standout running back at Jackson State from 1971-74, Payton starred with the Chicago Bears from 1975-87, rushing for 16,726 yards and scored 125 touchdowns. He was inducted into the Pro Football Hall of Fame in 1993 and the College Football Hall of Fame in 1996.

1992 – Michael Payton, QB, Marshall
1999 – Adrian Peterson, RB, Georgia Southern
2000 – Louis Ivory, RB, Furman
2007 – Jayson Foster, QB, Georgia Southern
2008 – Armanti Edwards, QB, Appalachian State
2009 – Armanti Edwards, QB, Appalachian State
2018 – Devlin Hodges, QB, Samford



Walter Payton

Buck Buchanan Award

The Sports Network (now Stats Perform) established the Buck Buchanan Award in 1995 to recognize the Defensive Player of the Year in the Football Championship Subdivision (FCS). After playing at Grambling from 1959-62, Buchanan played in the NFL with the Kansas City Chiefs from 1963-76, leading the team to a victory over the Minnesota Vikings in Super Bowl IV. He was inducted into the Pro Football Hall of Fame in 1990 and the College Football Hall of Fame in 1996.

1995 – Dexter Coakley, LB, Appalachian State
1996 – Dexter Coakley, LB, Appalachian State



Buck Buchanan

Eddie Robinson Award

The Eddie Robinson Award was established in 1987 by The Sports Network (now Stats Perform) to honor the top coach in the Football Championship Subdivision (FCS). College football's all-time winningest coach, Robinson coached at Grambling from 1941-97 and finished his career with a 408-164-15 record. More than 200 of his former players went on to play in the NFL.

1992 – Charlie Taaffe, The Citadel
1998 – Paul Johnson, Georgia Southern
2003 – Mike Ayers, Wofford
2006 – Jerry Moore, Appalachian State
2020-21 – Scott Wachenheim, VMI



Eddie Robinson

FCS ADA Player of the Year

The Football Championship Subdivision Athletics Directors Association's mission is to enhance Football Championship Subdivision football. It announces offensive and defensive players of the year.

2018 – Devlin Hodges, QB, Samford (offensive)



Samford quarterback Devlin Hodges earned the Walter Payton Award and was named the FCS ADA Offensive Player of the Year in 2018.



Georgia Southern's Adrian Peterson (3) and Furman's Louis Ivory won the Walter Payton Award in consecutive years, in 1999 and 2000, respectively.



Appalachian State quarterback Armanti Edwards became the league's sixth overall and third straight Walter Payton Award winner in 2009. Until 2017, he was the only repeat winner in the award's history.

Current schools only

College Sports Communicators (formerly CoSIDA) Academic All-Americans

THE CITADEL (10): 1963 – Vince Petno, WR (1st); 1976 – Kenny Caldwell, LB (1st); 1977 – Kenny Caldwell, LB (1st); 1978 – Kenny Caldwell, LB (1st); 1987 – Tom Frooman, RB (1st); 1989 – Tom Frooman, RB (1st); 2001 – Travis Stephens, LB (2nd); 2015 – Joe Crochet, LB (1st); 2016 – Joe Crochet, LB (2nd); Nick Jeffreys, OL (2nd)

ETSU (4): 1979 – Jay Patterson, T (2nd); 1980 – Jay Patterson, T (2nd); 1984 – Ricky Thompson, C (2nd); 1985 – Ricky Thompson, C (2nd);

FURMAN (15): 1976 – Jeff Holcomb, T (1st); 1984 – Brian Jager, RB (2nd); 1985 – Brian Jager, RB (1st); 1986 – Steve Squire, DB (2nd); 1988 – Kelly Fletcher, DE (1st); 1989 – Kelly Fletcher, DE (1st); Chris Roper, LB (1st); Mike Wood, K (2nd); 1990 – Eric Walter, G (2nd); 1991 – Eric Walter, G (1st); 1999 – Stuart Rentz, RB (1st); Marion Martin, LB (2nd); 2000 – Marion Martin, LB (1st); 2002 – Rodney Johnson, CB (2nd); 2006 – Adi Filipovic, OL (1st)

MERCER (2): 2015 – Tee Mitchell, RB (1st); 2019 – Jack Raines, DL (1st)

CHATTANOOGA (5): 2013 – Davis Tull, DL (1st); 2014 – Davis Tull, DL (2nd); 2015 – Derrick Craine, RB (2nd); 2016 – Derrick Craine, RB (1st); 2019 – Bryce Nunnally, WR (2nd)

VMI (1): 2018 – A.J. Smith, DB (2nd)

WESTERN CAROLINA (5): 1976 – Mike Wade, LB (1st); 1984 – Eddie Maddox, RB (1st); 1985 – Eddie Maddox, RB (2nd); 2003 – Jason Whaley, OL (1st); 2014 – Darius Ramsey, RB (1st)

WOFFORD (4): 2000 – Brian Bodor, DL (1st); 2004 – Ben Whitney, DE (2nd); 2005 – Katon Bethay, DL (1st); 2013 – James Zotto, DB (2nd)

National Football Foundation Scholar-Athlete Hall of Fame

THE CITADEL (3): 1985 – Ted Willard; 1990 – William Phillips; 1996 – Derek Beres

FURMAN (5): 1985 – Brian Jager; 1986 – Steve Squire; 1987 – Tim Stepp; 1989 – Chris Roper; 2000 – Marion Martin

VMI (7): 1978 – Robert Bookmiller; 1979 – Craig Jones; 1982 – Thomas Gottwald; 1984 – David Twillie; 1987 – Daniel Young; 1988 – Anthony McIntosh; 1989 – Charles Plageman

WESTERN CAROLINA (1): 2003 – Jason Whaley

NCAA Postgraduate Scholarship winners

THE CITADEL (4): 1974 – Tommy Leitner; 1979 – Kenny Caldwell; 1984 – Bill West; 1996 – Derek Beres

ETSU (1): 1982 – Jay Patterson

FURMAN (10): 1977 – Jeff Holcomb; 1982 – Charlie Anderson; 1984 – Ernest Gibson; 1986 – Brian Jager; 1987 – Steve Squire; 1990 – Chris Roper; 1992 – Paul Siffri; Eric Walter; 1996 – Philly Jones; 2017 – Andy Schumpert

VMI (2): 1979 – Bob Bookmiller; 1980 – Craig Jones

WESTERN CAROLINA (1): 1993 – Thomas Jackson

FCS Athletic Directors Association Academic All-Star Team

THE CITADEL (11): 1999 – Chip Simmons, OL; 2000 – Travis Stephens, LB; 2001 – Travis Stephens, LB; 2009 – Jordan Gilmore, LB; 2010 – Tolu Akindele, LB; 2011 – Tolu Akindele, LB; 2012 – Brandon McCladdie, DB; 2015 – Joe Crochet, LB; 2016 – Joe Crochet, LB; 2017 – Myles Pierce, LB; 2020-21 – Raleigh Webb, WR

ETSU (3): 2001 – Scott Carter, FB; 2002 – Scott Carter, FB; 2020-21 – Nate Adkins, TE

FURMAN (10): 2000 – Marion Martin, LB; 2001 – Rodney Johnson, DB; Trent Sansbury, TE; 2002 – Rodney Johnson, DB; 2006 – Adi Filipovic, OL; 2007 – Jerome Felton, FB; 2018 – Harris Roberts, QB; 2020-21 – Hamp Sisson, QB; 2021 – Timmy Bleekrode, P/K; Hamp Sisson, QB

SAMFORD (2): 2009 – Ty Levie, FS; 2022 – Nathan East, LB

CHATTANOOGA (16): 1998 – Brian Hampton, QB; 2009 – Steven Smigelsky, LB; 2010 – Joel Bradford, WR; 2011 – Joel Bradford, WR; 2011 – Adam Miller, OL; 2012 – Adam Miller, OL; 2013 – Davis Tull, DL; 2014 – Davis Tull, DL; Nick Pollard, P; 2015 – Derrick Craine, RB; 2019 – Bryce Nunnally, WR; 2020-21 – Jerrell Lawson, DB; 2020-21 – Cole Strange, OL; 2021 – CaMiron Smith, DB; Cole Strange, OL

VMI (2): 2015 – Al Cobb, QB; 2016 – Al Cobb, QB; 2022 – CaMiron Smith, DB

WESTERN CAROLINA (8): 2000 – Caesar Campana, WR; 2002 – Jason Whaley, OL; 2003 – Jason Whaley, OL; 2012 – Conner Orr, TE; Rock Williams, LB; 2017 – Ian Berryman, P; 2018 – Ian Berryman, P; Zach Weeks, OL

WOFFORD (30): 1998 – Eric Cole, OL; 1999 – Eric Nash, OL; 2000 – Brian Bodor, DT; Eric Nash, OL; 2001 – Darren Brown, PK; Ben Foster, RB; Eric Nash, OL; 2002 – J.R. McNair, RB; Chase Corn, LB; 2003 – J.R. McNair, RB; 2004 – Jeff Zolman, QB; Josh Smith, LB; 2005 – Katon Bethay, DL; Josh Smith, LB; 2007 – Kevin Adleman, LB; 2008 – Ben Quick, OL; 2009 – Mitch Allen, QB; 2010 – Mitch Allen, QB; 2010 – Pat Illig, OL; 2011 – Mitch Allen, QB; 2012 – Eric Breiteinstein, RB; Calvin Cantrell, OL; 2013 – James Zotto, DB; 2015 – David Marvin, K; Anton Wahrby, OL; 2016 – David Marvin, K/P; Anton Wahrby, OL; 2017 – Jared Jacon-Duffy, LB; 2018 – Blake Jeresaty, OL; 2019 – Blake Jeresaty, OL

FCS Athletic Directors Association Scholar-Athlete

FURMAN (1): 2006 – Adi Filipovic

WOFFORD (1): 2016 – Anton Wahrby

AFCA Regional Coach of the Year

THE CITADEL (2): 1988 – Charlie Taafe; 2015 – Mike Houston, Region 2

FURMAN (5): 1985 – Dick Sheridan; 1988 – Jimmy Satterfield; 1996 – Bobby Johnson; 1999 – Bobby Johnson; 2001 – Bobby Johnson

SAMFORD (1): 2022 – Chris Hatcher, Region 2

VMI (1): 2020-21 – Scott Wachenheim, VMI

WOFFORD (2): 2002 – Mike Ayers, Region 2; 2003 – Mike Ayers, Region 2

AFCA Coach of the Year

THE CITADEL (1): 1992 – Charlie Taafe

FURMAN (3): 1985 – Dick Sheridan; 1988 – Jimmy Satterfield; 2001 – Bobby Johnson

VMI (1): 2020-21 – Scott Wachenheim, VMI

East-West Shrine Game

THE CITADEL (4): 1969 – John Small; 1987 – Greg Davis; 2002 – Cliff Washburn; 2010 – Cortez Allen

FURMAN (3): 1984 – Dennis Williams; 2008 – Jerome Felton; 2013 – Dakota Dozier

SAMFORD (1): 2016 – Karel Hamilton

CHATTANOOGA (2): 1988 – Travis McNeal; 2023 – Devonsha Maxwell

FCS Bowl

THE CITADEL (1): 2023 – Dwight Lawrence

ETSU (2): 2018 – Matt Pyke; 2019 – Jeremy Lewis

MERCER (5): 2018 – Matt Shiel, Cole Fisher; 2019 – Destin Guillen; 2023 – Fred Jackson, Fred Payton

CHATTANOOGA (1): 2023 – Kam Jones

SAMFORD (2): 2017 – Shaheed Salmon; 2023 – Trey Elston

WOFFORD (2): 2019 – George Gbese; 2021 – Joe Beckett

Hula Bowl

THE CITADEL (2): 1977 – Brian Ruff; 2002 – Cliff Washburn

ETSU (2): 2022 – Quay Holmes, Tyree Robinson

FURMAN (2): 1998 – Orlando Ruff; 2022 – Ryan Miller

CHATTANOOGA (2): 1998 – Kolu Fainuulelei; 2023 – Devonsha Maxwell

NFLPA Collegiate Bowl

THE CITADEL (1): 2019 – Noah Dawkins

FURMAN (1): 2023 – Ryan Miller

SAMFORD (1): 2022 – Montrell Washington

CHATTANOOGA (4): 2016 – Corey Levin; 2018 – Tae Davis; 2019 – Isaiah Mack; 2020 – Nick Tiano

VMI (1): 2023 – Robert Soderholm

WESTERN CAROLINA (2): 2014 – Darius Ramsey; 2018 – Detrez Newsome

Senior Bowl

THE CITADEL (11): 1962 – Earley Eastburn; 1970 – John Small; 1981 – Stump Mitchell; 1987 – Greg Davis; Scott Thompson; 1990 – J.J. Davis; 1992 Lester Smith; 1996 – Shawn Lyons; 2005 – Nehemiah Broughton; 2009 – Andre Roberts; 2018 – Myles Pierce

FURMAN (1): 1962 – Bill Canty; 1983 – Stanford Jennings

SAMFORD (1): 2014 – Jaquiski Tartt

CHATTANOOGA (6): 1981 – Curtis Rouse; 1988 – Travis McNeal; 1995 – Terrell Owens; 2016 – Keionta Davis; 2022 – Cole Strange; 2023 – McClendon Curtis

VMI (1): 2023 – Robert Soderholm

WESTERN CAROLINA (1): 2001 – David Rivers

Tropical Bowl

ETSU (1): 2019 – Matt Pyke

MERCER (2): 2019 – Marquise Irvin; 2022 – Fred Payton

SAMFORD (2): 2019 – Devlin Hodges, Ahmad Gooden

CHATTANOOGA (1): 2022 – Kam Jones

DEFUNCT**All Star Gridiron Classic**

FURMAN (1): 2001 – Josh Moore

Blue-Gray Classic

THE CITADEL (1): 1980 – Stump Mitchell

FURMAN (5): 1981 – Charlie Anderson; 1983 – Ernest Gibson, Stanford Jennings; 1998 – Orlando Ruff; 2001 – Trent Sansbury

CHATTANOOGA (4): 1979 – John Creager; 1982 – John Howell; 1988 – Travis McNeal; 2000 – Richmond Flowers (MVP)

WESTERN CAROLINA (3): 1992 – Willie Williams; 2001 – David Rivers; 2003 – Michale Spicer

Can-Am Bowl

FURMAN (1): 1978 – Greg Laetsch

WESTERN CAROLINA (1): 1977 – Wayne Tolleson

College All-Star Game

THE CITADEL (1): 1970 – John Small

Copper Bowl

THE CITADEL (1): 1959 – Paul McGuire, Barry Thomas

Japan Bowl

THE CITADEL (1): 1977 – Brian Ruff

Las Vegas All-American Classic

FURMAN (1): 2006 – William Freeman

Texas vs. The Nation

FURMAN (2): 2009 – William Middleton; 2009 – Joel Bell

Current schools only

THE CITADEL

Consensus (American Football Coaches Association, Associated Press, The Sports Network/Stats Perform) (5): Carlos Alvarez, 1988; Lester Smith, 1992; Andre Roberts, 2008; Mike Sellers, 2012; Willie Eubanks III, 2019.

AFCA (12): 1982 – Jim Ettari, DL. 1984 – Jim Gabrish, T. 1985 – Jim Gabrish, T. 1988 – Carlos Avalos, G. 1990 – DeRhon Robinson, G. 1992 – Lester Smith, DB. 1994 – Levi Davis, OL. 1995 – Brad Keeney, DL. 2008 – Andre Roberts, WR. 2012 – Mike Sellers, C. 2016 – Isaiah Pinson, OL; 2019 – Willie Eubanks III, LB (1st).

Associated Press (25): 1959 – Paul Maguire, E (3rd). 1963 – Vince Petno, WR (3rd). 1969 – John Small, LB (2nd). 1975 – Brian Ruff, LB (2nd). 1976 – Brian Ruff, LB (1st). 1980 – Stump Mitchell, RB (3rd). 1984 – Jim Gabrish, T (2nd). 1985 – Jim Gabrish, T (1st). 1986 – Scott Thompson, DL (1st). 1987 – Scott Thompson, DL (3rd). 1988 – Carlos Avalos, G (1st). 1990 – J.J. Davis, LB (2nd); DeRhon Robinson, G (2nd). 1992 – Carey Cash, OL (1st); Torrence Forney, DB (2nd); Lance Hansen, OL (3rd); Lester Smith, DB, (1st). 2001 – Travis Stephens, LB (3rd); 2007 – Andre Roberts, WR (3rd). 2008 – Andre Roberts, WR (1st); 2012 – Mike Sellers, C (1st). 2015 – Dee Delaney, DB (2nd); Mitchell Jeter, DL (2nd). 2016 – Dee Delaney, DB (1st); 2019 – Willie Eubanks III, LB (1st).

Walter Camp (4): 2012 – Mike Sellers, C. 2015 – Sam Frye, OL; Dee Delaney, DB. 2016 – Isaiah Pinson, OL; Dee Delaney, DB.

The Sports Network/Stats Perform (26): 1988 – Carlos Avalos, OL (1st). 1990 – J.J. Davis, LB (1st); DeRhon Robinson, OL (2nd). 1991 – Lester Smith, DB (1st). 1992 – Carey Cash, OL (1st); Torrence Forney, DB (2nd); Lance Hansen, OL (1st); Everett Sands, RB (2nd); Lester Smith, DB (1st). 1995 – Scott Belcher, LB (3rd). 1997 – Carlos Frank, KR (1st). 2000 – Travis Stephens, LB (3rd). 2001 – Travis Stephens, LB (2nd). 2007 – Andre Roberts, WR (3rd). 2008 – Andre Roberts, WR (1st); Andre Roberts, PR (3rd). 2012 – Mike Sellers, C (1st). 2013 – Darien Robinson, FB (2nd). 2015 – Dee Delaney, DB (1st); Tyler Renew, FB (1st); Mitchell Jeter, DL (3rd). 2016 – Dee Delaney, DB (1st); Isaiah Pinson, OL (2nd); Tyler Renew, RB (3rd). 2018 – Patrick Keefe, LS (3rd); 2019 – Willie Eubanks III, LB (2nd).

Don Hansen's Football Gazette (10): 1988 – Carlos Avalos, OG. 1990 – J.J. Davis, LB. 1991 – Lester Smith, DB. 1992 – Lester Smith, DB; Torrence Forney, DB; Lance Hansen, OG; Carey Cash, OT. 1997 – Carlos Frank, PR (2nd). 2000 – Travis Stephens, LB (3rd). 2001 – Travis Stephens, LB (3rd).

ETSU

Consensus (American Football Coaches Association, Associated Press, The Sports Network/Stats Perform) (3): Matt Pyke, 2018; Quay Holmes, 2021; Alijah Huzzie, 2022

AFCA (9): 1985 – George Cimadevilla, P. 1994 – Jeff Johnson, WR. 1996 – James Russell, DL. 2018 – Matt Pyke, OL (1st); Nasir Player, DL (2nd); 2019 – Nasir Player, DL (2nd). 2020-21 – Jared Folks, LB (1st). 2021 – Quay Holmes, RB (1st). 2022 – Alijah Huzzie, DB (1st).

Associated Press (15): 1986 – George Cimadevilla, P (1st). 1989 – George Searcy, RB (2nd). 1994 – Jeff Johnson, WR (2nd). 1996 – James Russell, DL (2nd). 1997 – B.J. Adigun, WR (1st); Mario Hankerson, LB (1st). 1999 – Kevin Peterson, LB (2nd). 2018 – Matt Pyke, OL (1st); Tyree Robinson, DB (2nd). 2019 – Artevis Smith, DB (2nd). 2020-21 – Quay Holmes, AP (2nd). 2021 – Quay Holmes, RB (1st); Jacob Saylor, AP (2nd); Tre'mond Shorts, OL (3rd). 2022 – Alijah Huzzie, DB (1st).

Walter Camp (3): 1996 – James Russell, DL. 2021 – Quay Holmes, RB. 2022 – Alijah Huzzie, DB (1st).

The Sports Network/Stats Perform (19): 1987 – Rick Harris, DB, (1st). 1994 – Jeff Johnson, WR (1st). 1997 – B.J. Adigun, WR (1st); Mario Hankerson, LB (1st). 1998 – Kevin Peterson, LB (3rd). 1999 – Kevin Peterson, LB (2nd). 2003 – Gerald Sensabaugh, DB (3rd). 2018 – Matt Pyke, OL (1st); Tyree Robinson, DB (2nd); Nasir Player, DL (3rd); 2019 – Nasir Player, DL (2nd); Artevis Smith, DB (2nd). 2020-21 – Quay Holmes, AP (1st); Tre'mond Shorts, OL (2nd). 2021 – Quay Holmes, RB (1st); Tre'mond Shorts, OL (2nd); Jacob Saylor, AP (3rd). 2022 – Alijah Huzzie, DB (1st); Jacob Saylor, AP (3rd).

Don Hansen's Football Gazette (5): 1997 – B.J. Adigun, WR (1st); Mario Hankerson, LB (2nd). 1998 – Kevin Peterson, LB (3rd); Lamar Cooper, WR (3rd). 2001 – Tony Tiller, DB (3rd). 2003 – Brandon Calton, DL (1st); Aaron Bass, P (2nd).

FURMAN

Consensus (American Football Coaches Association, Associated Press, The Sports Network/Stats Perform) (11): Jeff Blankenship, 1988; Kelly Fletcher, 1989; Steve Duggan, 1990; Kevin Kendrick, 1990; John Keith, 1999; Louis Ivory, 2000; Donnie Littlejohn, 2001; Dakota Dozier, 2013; Matthew Schmidt, 2017; Grayson Atkins, 2019; Ryan Miller, 2022.

AFCA (23): 1982 – Ernest Gibson, DB. 1983 – Ernest Gibson, DB. 1984 –

Rock Hurst, LB. 1988 – Jeff Blankenship, LB. 1989 – Kelly Fletcher, DE. 1990 – Steve Duggan, C; Kevin Kendrick, LB. 1991 – Eric Walter, OL. 1992 – Kota Suttle, LB. 1998 – Orlando Ruff, LB. 1999 – John Keith, DB. 2000 – Louis Ivory, RB. 2001 – Donnie Littlejohn, OL. 2002 – Trevor Kruger, OL. 2005 – William Freeman, LB. 2008 – William Middleton, DB. 2011 – Kadarron Anderson, LB; Ryan Steed, DB. 2013 – Dakota Dozier, OL. 2017 – Matthew Schmidt, OL (1st). 2019 – Grayson Atkins, K (1st). 2022 – Ryan Miller, TE (1st); Jacob Johanning, OL (2nd).

Associated Press (49): 1981 – Bruce Gheesling, LB (3rd). 1982 – Stanford Jennings, RB (3rd). 1983 – Dan Sleet, G (3rd). 1985 – Gene Reeder, C (1st). 1987 – Alex Albert, G (3rd). 1988 – Jeff Blankenship, LB (1st); Fe Cowan, OL (3rd). 1989 – Kelly Fletcher, DE (1st). 1990 – Steve Duggan, C (1st); Kevin Kendrick, LB (1st). 1991 – Allen Edwards, DL (2nd); Eric Walter, OL (2nd). 1992 – Kota Suttle, LB (2nd); Carl Tremble, RB (3rd). 1993 – Ronnie McCutchan, P (2nd); Andre Worrell, DB (3rd). 1994 – Jim Richter, PK (1st). 1997 – Bryan Dailer, DL (3rd). 1999 – John Keith, DB (1st); Des Kitchings, AP (3rd). 2000 – Louis Ivory, RB (1st); Marty Priore, OG (1st); Will Bouton, LB (1st). 2001 – Donnie Littlejohn, OT (1st); Louis Ivory, RB (2nd); Will Bouton, LB (2nd); Marty Priore, OG (2nd); Brian Bratton, AP (3rd). 2002 – Trevor Kruger, OL (3rd). 2003 – Danny Marshall, PK (3rd). 2004 – Ben Bainbridge, OT (1st); Roy Ravenell, DE (3rd); William Freeman, LB (3rd). 2005 – William Freeman, LB (1st); Corey Stewart, OL (2nd); Patrick Covington, OL (2nd). 2011 – Kadarron Anderson, LB (1st); Ryan Steed, DB (1st). 2012 – Dakota Dozier, OL (3rd). 2013 – Dakota Dozier, OL (1st); Ray Early, PK (2nd). 2017 – Matthew Schmidt, OL (2nd). 2018 – Grayson Atkins, K (2nd); Adrian Hope, LB (2nd); 2019 – Grayson Atkins, K (2nd). 2020-21 – Ryan Miller, TE (1st). 2021 – Ryan Miller, TE (3rd). 2022 – Ryan Miller, TE (1st); Anderson Tomlin, OL (3rd).

Walter Camp (14): 1988 – Jeff Blankenship, LB. 1990 – Kevin Kendrick, LB; Steve Duggan, C. 1999 – John Keith, DB. 2000 – Louis Ivory, RB; Josh Moore, OL. 2001 – Will Bouton, LB; Donnie Littlejohn, OL. 2002 – Trevor Kruger, OL. 2004 – Ben Bainbridge, OT. 2008 – Joel Bell, OL. 2011 – Colin Anderson, TE. 2012 – Jerodis Williams, KR. 2013 – Dakota Dozier, OL.

The Sports Network/Stats Perform (46): 1988 – Jeff Blankenship, LB (1st). 1989 – Kelly Fletcher, DE (1st). 1990 – Steve Duggan, C (1st); Kevin Kendrick, LB (1st). 1992 – Kota Suttle, LB (2nd). 1994 – Jim Richter, PK (2nd). 1996 – Luther Broughton, TE (2nd). 1997 – Bryan Dailer, DL (1st). 1999 – John Keith, DB (1st); 2000 – Louis Ivory, RB (1st); Josh Moore, OT (1st); Will Bouton, LB (2nd); Chris Stewart, C (3rd). 2001 – Donnie Littlejohn, OT (1st); Will Bouton, LB (1st); Louis Ivory, RB (2nd); Marty Priore, OL (2nd); Chris Stewart, C (2nd); Brian Bratton, RS (2nd). 2002 – Trevor Kruger, OL (2nd). 2003 – Danny Marshall, PK (3rd). 2004 – Ben Bainbridge, OT (1st); Roy Ravenell, DL (3rd); William Freeman, LB (3rd). 2005 – Patrick Covington, OL (1st); Corey Stewart, OL (2nd); Ingle Martin, P (2nd); William Freeman, LB (3rd). 2006 – Roy Ravenell, DL (1st). 2007 – Jerome Felton, FB (1st). 2008 – Joel Bell, T (1st); William Middleton, CB (1st). 2009 – Kadarron Anderson, LB (3rd). 2011 – Colin Anderson, TE (1st); Ryan Steed, DB (3rd). 2012 – Jerodis Williams, KR (1st); Dakota Dozier, OL (2nd). 2013 – Dakota Dozier, OL (1st). 2014 – Gary Wilkins, DL (3rd). 2015 – Cory Magwood, LB (3rd). 2017 – Matthew Schmidt, OL (2nd). 2019 – Grayson Atkins, K (2nd). 2020-21 – Ryan Miller, TE (2nd). 2021 – Ryan Miller, TE (3rd). 2022 – Ryan Miller, TE (1st).

Don Hansen's Football Gazette (22): 1985 – Kyle Davis, DE (1st). 1988 – Jeff Blankenship, LB (1st). 1989 – Kelly Fletcher, DE (1st); Chris Roper, DE (1st). 1990 – Kevin Kendrick, LB (1st). 1994 – Jim Richter, PK (1st). 1998 – Orlando Ruff, LB (3rd). 1999 – John Keith, DB (2nd). 2000 – Louis Ivory, RB (1st); Josh Moore, OL (1st); Trent Sansbury, TE (3rd). 2001 – Donnie Littlejohn, OL (1st); Will Bouton, LB (1st); Louis Ivory, RB (2nd); Brian Bratton, KR (2nd). 2002 – Trevor Kruger, OL (1st); Rodney Johnson, DB (3rd). 2003 – Danny Marshall, PK (2nd). 2004 – William Freeman, LB (2nd); Roy Ravenell, DL (3rd); Patrick Covington, G (3rd). 2006 – Andrew Thornburg, OL (3rd).

MERCER

Associated Press (1): 2022 – Devron Harper, AP (3rd).

The Sports Network/Stats Perform (2): 2014 – Chandler Curtis, AP, (3rd). 2022 – Devron Harper, AP (1st).

SAMFORD

Consensus (American Football Coaches Association, Associated Press, The Sports Network/Stats Perform) (6): Jaquiski Tartt, 2014; Karel Hamilton, 2016; Ahmad Gooden, 2017; Devlin Hodges, 2018; Kelvin McKnight, 2018; Montrell Washington, 2021.

AFCA (9): 2013 – Fabian Truss, AP. 2014 – Jaquiski Tartt, DB. 2016 – Karel Hamilton, WR (2nd). 2017 – Ahmad Gooden, DL (1st); Devlin Hodges, QB (2nd); Kelvin McKnight, WR (2nd). 2018 – Devlin Hodges, QB (1st); Kelvin McKnight, WR (1st). 2021 – Montrell Washington, AP (1st).

Associated Press (15): 2010 – Bryce Smith, LB (2nd). 2012 – Jaquiski Tartt,

Current schools only

DB (1st). 2013 – Justin Shade, LB (1st); Fabian Truss, KR (1st); Jaquiski Tartt, DB (2nd). 2014 – Jaquiski Tartt, DB (2nd). 2015 – Anthony Pistelli, PK (1st). 2016 – Karel Hamilton, WR (1st); Devlin Hodges, QB (3rd). 2017 – Ahmad Gooden, DL (2nd); Austin Barnard, P (3rd). 2018 – Ahmad Gooden, DL (1st); Devlin Hodges, QB (2nd); Kelvin McKnight, WR (2nd). 2020-21 – Chris Edmonds, DB (1st). 2021 – Montrell Washington, AP (1st). 2022 – Michael Hiers, QB (3rd).

Walter Camp (6): 2012 – Jaquiski Tartt, DB. 2013 – Justin Shade, LB. 2015 – Anthony Pistelli, PK. 2016 – Karel Hamilton, WR. 2017 – Ahmad Gooden, DL. 2018 – Devlin Hodges, QB; Kelvin McKnight, WR.

The Sports Network/Stats Perform (21): 2012 – Jaquiski Tartt, DB (1st); Fabian Truss, KR (2nd). 2013 – Justin Shade, LB (1st). Fabian Truss, AP (1st). Jaquiski Tartt, DB (2nd). 2014 – Jaquiski Tartt, DB (1st). 2015 – James Bradberry, DB (3rd). 2016 – Karel Hamilton, WR (1st); Devlin Hodges, QB (3rd). 2017 – Ahmad Gooden, DL (2nd); Kelvin McKnight, WR (3rd); Shaheed Salmon, LB (3rd). 2018 – Devlin Hodges, QB (1st); Ahmad Gooden, DL (2nd); Kelvin McKnight, WR (3rd); 2019 – Montrell Washington, PR (1st). 2020-21 – Chris Edmonds, DB (1st); Liam Welch, QB (2nd); Mitchell Fineran, PK (2nd). 2021 – Montrell Washington, AP (1st). 2022 – Michael Hiers, QB (2nd).

CHATTANOOGA

Consensus (American Football Coaches Association, Associated Press, The Sports Network/Stats Perform) (6): Davis Tull, 2013, 2014; Keionta Davis, 2016; Corey Levin, 2016; Isaiah Mack, 2018; Cole Strange, 2021; Devonsha Maxwell, 2021; McClendon Curtis, 2022; Jay Person, 2022.

AFCA (17): 1985 – Mike Makins, DL. 1989 – Junior Jackson, LB. 1990 – Tony Hill, LB; Pumpu Tudors, P. 2012 – Davis Tull, DL. 2013 – Davis Tull, DL. 2014 – Davis Tull, DL. 2015 – Jacob Huesman, QB; Keionta Davis, DL. 2016 – Keionta Davis, DL (1st); Corey Levin, OL (2nd). 2018 – Isaiah Mack, DL (1st). 2020-21 – Devonsha Maxwell, DL (2nd). 2021 – Cole Strange, OL (1st); Devonsha Maxwell, DL (2nd). 2022 – McClendon Curtis, OL (1st); Jay Person DL (1st).

Associated Press (28): 1989 – Pumpu Tudors, P (1st); Junior Jackson, LB (2nd). 1990 – Troy Boeck, T (1st); Pumpu Tudors, P (2nd). 1991 – Pumpu Tudors, P (2nd). 1996 – Ron Faugue, DB (3rd). 2000 – Matt Vick, PK (2nd); 2002 – Josh Cain, LB (2nd). 2003 – Alonzo Nix, WR (3rd). 2009 – Craig Camay, PK (2nd); Josh Beard, DL (3rd). 2010 – Joel Bradford, WR (3rd). 2012 – Davis Tull, DL (2nd). 2013 – Davis Tull, DL (1st). 2014 – Davis Tull, DL (1st); Faysal Shafaat, TE (3rd). 2015 – Corey Levin, OL (1st); Keionta Davis, DL (2nd). 2016 – Corey Levin, OL (2nd); Keionta Davis, DL (2nd). 2018 – Isaiah Mack, DL (1st). 2021 – Devonsha Maxwell, DL (2nd); Brandon Dowdell, DB (2nd); Cole Strange, OL (3rd). 2022 – Jay Person DL (1st); McClendon Curtis, OL (2nd); Devonsha Maxwell DL (2nd); Kameron Brown DB (2nd).

Walter Camp (6): 2012 – Davis Tull, DL. 2013 – Davis Tull, DL. 2015 – Corey Levin, OL. 2018 – Isaiah Mack, DL. 2021 – Cole Strange, OL. 2022 – Jay Person DL.

The Sports Network/Stats Perform (27): 1989 – Pumpu Tudors, P (1st). 1990 – Troy Boeck, DL (2nd); Pumpu Tudors, P (2nd). 1996 – Ron Faugue, DB (2nd). 2000 – Matt Vick, PK (1st). 2002 – Josh Cain, LB (2nd). 2003 – Alonzo Nix, WR (3rd). 2007 – Chris Camacho, S (2nd). 2011 – Wes Dothard, LB (1st). 2012 – Davis Tull, DL (2nd); Wes Dothard, LB (3rd). 2013 – Davis Tull, DL (2nd). 2014 – Davis Tull, DL (1st); Corey Levin, OL (3rd). 2015 – Corey Levin, OL (1st); Jacob Huesman, QB (2nd); Keionta Davis, DL (2nd). 2016 – Keionta Davis, DL (1st); Corey Levin, OL (2nd); Nakevion Leslie, LB (3rd). 2018 – Isaiah Mack, DL (1st). 2021 – Cole Strange, OL (1st); Devonsha Maxwell, DL (1st). 2022 – McClendon Curtis, OL (1st); Jay Person DL (1st); Devonsha Maxwell DL (2nd); Ailym Ford, RB (3rd).

Don Hansen's Football Gazette (6): 1998 – Kenny Sanders, DE (3rd). 2000 – Matt Vick, PK (1st); Chris Sanders, QB (2nd). 2001 – Tyler Unzicker, DL (2nd); Josh Cain, LB (2nd). 2002 – Josh Cain, LB (3rd).

VMI

Consensus (American Football Coaches Association, Associated Press, The Sports Network/Stats Perform) (4): Mark Stock, 1988; Thomas Haskins, 1986; Alex Ramsey, 2019; Jakob Herres, 2020-21.

AFCA (7): 1988 – Mark Stock, WR. 1996 – Thomas Haskins, RB; 2019 – Alex Ramsey, RB (2nd). 2020-21 – Jakob Herres, WR (1st). 2021 – Stone Snyder, LB (2nd); Robert Soderholm, LS (2nd). 2022 – Robert Soderholm, LS (2nd).

Associated Press (13): 1937 – Paul Shu, RB (3rd). 1938 – Paul Shu, RB (3rd). 1947 – Chi Mills, T (2nd). 1974 – Andy Dearman, G (2nd). 1988 – Mark Stock, WR (1st). 1991 – Lorenzo Carpenter, C (2nd). 1992 – Lorenzo Carpenter, OL (2nd). 1995 – Thomas Haskins, RB (1st). 1996 – Thomas Haskins, RB (1st); 2019 – Alex Ramsey, RB (2nd). 2020-21 – Jakob Herres,

WR (1st); Stone Snyder, LB (1st). 2022 – Stone Snyder, LB (3rd).

Walter Camp (1): 1996 – Thomas Haskins, RB.

The Sports Network/Stats Perform (11): 1988 – Mark Stock, WR (1st). 1992 – Lorenzo Carpenter, C (2nd). 1995 – Thomas Haskins, RB (2nd). 1996 – Thomas Haskins, RB (1st); 2019 – Alex Ramsey, RB (2nd). 2020-21 – Jakob Herres, WR (1st); Stone Snyder, LB (1st); Robert Soderholm, LS (1st). 2021 – Stone Snyder, LB (2nd); Robert Soderholm, LS (3rd). 2022 – Robert Soderholm, LS (1st).

Don Hansen's Football Gazette (3): 1995 – Thomas Haskins, RB (2nd). 1996 – Thomas Haskins, RB (2nd). 2000 – Richard Holland, KR (1st).

WESTERN CAROLINA

Consensus (American Football Coaches Association, Associated Press, The Sports Network/Stats Perform) (4): Kerry Hayes, 1993; Eric Johnson, 1998; Detrez Newsome, 2016-2017.

AFCA (7): 1984 – Louis Cooper, DE. 1985 – Clyde Simmons, DE. 1993 – Kerry Hayes, WR. 1998 – Eric Johnson, DB (1st). 2016 – Detrez Newsome, AP (1st). 2017 – Detrez Newsome, AP (1st); Marvin Tillman, DB (2nd).

Associated Press (25): 1976 – Darrell Lipford, RB. 1983 – Eric Rasheed, WR (2nd); Tiger Greene, DB (2nd). 1984 – Kirk Roach, K (1st); Louis Cooper, DE (1st); Tiger Greene, DB (1st); Steve Kornegay, P (1st); Mark Buffamoyer, DL (2nd). 1985 – Alonzo Carmichael, TE (1st); Clyde Simmons, DE (1st). 1986 – Kirk Roach, K (1st); Alonzo Carmichael, TE (2nd). 1987 – Kirk Roach, K (1st). 1992 – Todd Harkins, OL (3rd); Kerry Hayes, KR (3rd). 1993 – Kerry Hayes, KR (1st). 1998 – Eric Johnson, DB (1st); Ken Hinsley, P (3rd). 1999 – Josh Jones, PK (3rd). 2007 – Eddie Cohen, WR (2nd). 2016 – Detrez Newsome, AP (1st). 2017 – Ian Berryman, P (2nd); Detrez Newsome, RB (3rd). 2018 – Owen Cosenke, TE (3rd). 2022 – Richard McCollum, K (3rd).

USA Today/ESPN (2): 1998 – Eric Johnson, DB (2nd); Ken Hinsley, P (2nd).

The Sports Network/Stats Perform (12): 1988 – Geno Segers, DL (1st). 1992 – Todd Harkins, OL (2nd). 1993 – Kerry Hayes, KR (1st). 1997 – Eric Johnson, DB (3rd). 1998 – Eric Johnson, DB (1st); Ken Hinsley, P (3rd). 2007 – Eddie Cohen, WR (2nd). 2009 – Adrian McLeod, LB (3rd). 2014 – Christon Gill, LB (3rd). 2016 – Detrez Newsome, AP (2nd). 2017 – Detrez Newsome, AP (1st). 2018 – Tyrie Adams, AP (2nd).

Don Hansen's Football Gazette (4): 1998 – Ken Hinsley, P (1st); Eric Johnson, DB (2nd); Brad Hoover, RB (2nd). 2002 – Michael Spicer, DL (3rd).

WOFFORD

Consensus (Associated Press, American Football Coaches Association, The Sports Network/Stats Perform) (3): Matt Nelson, 2003; Lee Basinger, 2004; Blake Jeresaty, 2019.

AFCA (5): 2003 – Matt Nelson, DB. 2004 – Lee Basinger, DL. 2005 – Katon Bethay, DT. 2013 – Jared Singleton, OL; 2019 – Blake Jeresaty, OL (2nd).

Associated Press (20): 1997 – Dan Williams, OL (1st). 2000 – Brian Bodor, DL (2nd). 2002 – Anthony Jones, DL (2nd). 2003 – Eric Deutsch, OL (1st); Matt Nelson, FS (1st); Bobby Gibbs, OL (3rd). 2004 – Lee Basinger, DE (1st); Eric Deutsch, OL (1st). 2005 – Katon Bethay, DL (3rd); 2008 – Derek Wooten, OL (3rd). 2010 – Eric Breitenstein, RB (2nd); Pat Illig, OL (2nd); Ameet Pall, DL (2nd). 2011 – Eric Breitenstein, RB (1st); Nate Page, OL (2nd). 2012 – Eric Breitenstein, RB (1st). 2013 – Jared Singleton, OL (3rd). 2016 – Lorenzo Long, RB (3rd); Anton Wahrby, OL (3rd). 2017 – Ross Demmel, OL (3rd). 2018 – Justus Basinger, OL (3rd); 2019 – Blake Jeresaty, OL (1st).

Walter Camp (5): 2002 – Anthony Jones, DL. 2004 – Eric Deutsch, OL; Lee Basinger, DE. 2010 – Ameet Pall, DL. 2011 – Nate Page, OL.

The Sports Network/Stats Perform (27): 1997 – Dan Williams, OL (1st). 2000 – Brian Bodor, DL (2nd); 2002 – Anthony Jones, DL (2nd). 2003 – Eric Deutsch, OL (1st); Matt Nelson, FS (1st); Bobby Gibbs, OL (3rd). 2004 – Lee Basinger, DE (1st); Eric Deutsch, OL (1st). 2005 – Katon Bethay, DL (3rd). 2007 – Corey McKenna, OT (2nd). 2008 – Dane Romero, FB (1st); 2010 – Eric Breitenstein, RB (1st); Pat Illig, OL (1st); Ameet Pall, DL (1st). 2011 – Eric Breitenstein, RB (1st); Nate Page, OL (1st); Alvin Scioneaux, LB (3rd). 2012 – Eric Breitenstein, RB (1st). 2016 – David Marvin, PK (1st); Lorenzo Long, RB (2nd); Anton Wahrby, OL (3rd). 2017 – Andre Stoddard, FB (2nd); Miles Brown, DL (3rd). 2018 – Andre Stoddard, FB (2nd); Miles Brown, DL (3rd); 2019 – Blake Jeresaty, OL (2nd). 2020-21 – Nathan Walker, FB (2nd).

Don Hansen's Football Gazette (13): 1997 – Dan Williams, OL (1st). 1998 – Tony Young, DB (3rd). 2000 – Brian Bodor, DL (3rd). 2001 – Nathan Fuqua, DL (3rd). 2002 – Anthony Jones, DL (1st); Matt Nelson, DB (1st); Eric Deutsch, OL (3rd). 2003 – Eric Deutsch, OL (1st); Bobby Gibbs, OL (1st); Lee Basinger, DL (1st); Matt Nelson, DB (1st); Timmy Thrift, LB (2nd). 2004 – Eric Deutsch, OL (3rd).

ALL-CONFERENCE TEAMS

First-team selections only

1933

E Red Negri, UVA
 E Tom Rogers, Duke
 T Ray Burger, UVA
 T Fred Crawford, Duke
 G Amos Bolen, W&L
 G George Barclay, UNC
 C Gene Wagner, UVA
 B Al Casey, Va. Tech
 B Earl Clary, USC
 B Bob Cox, Duke
 B Horace Hendrickson, Duke

1934

E Dave Thomas, VT
 E Earl Wentz, Duke
 T Gus Durner, Duke
 T Jim Tatum, UNC
 G George Barclay, UNC
 G Jack Dunlap, Duke
 C Steve Sabol, NCSU
 B Corkey Cornelius, Duke
 B Charlie Schaffer, UNC
 B Ace Parker, Duke
 B Norwood Sotherton, MD

1935

E Dick Buck, UNC
 E Johnny Leys, UVA
 T Hugo Bonino, W&M
 T Gus Durner, Duke
 G Jim Farley, VMI
 G Jim Johnston, Duke
 C Steve Sabol, NCSU
 B Foots Dickerson, VT
 B Bill Guckeyson, MD
 B Don Jackson, UNC
 B Ace Parker, Duke

1936

E Andy Bershak, UNC
 E Bob King, FUR
 T Joe Brunansky, Duke
 T Joe Caldwell, Duke
 G Jim Farley, VMI
 G Dick Johnston, DAV
 C Dan Hill Jr., Duke
 B Bill Guckeyson, MD
 B Elmore Hackney, Duke
 B Jim Hutchins, UNC
 B Ace Parker, Duke

1937

E Andy Bershak, UNC
 E Herb Hudgins, Duke
 T Henry Bartos, UNC
 T Joe Brunansky, Duke
 G Woody Lipscomb, Duke
 G Elmer Wreen, UNC
 C Charlie Woods, CLEM
 B Elmore Hackney, Duke
 B Crowell Little, UNC
 B Jim Meade, MD
 B Paul Shu, VMI

1938

E Gus Goins, CLEM
 E Bolo Perdue, Duke
 T Ed Coon, NCSU
 T Steve Maronic, UNC
 G Louis Trunzo, WFU
 G Fred York, Duke
 C Dan Hill Jr., Duke
 B Bob O'Mara, Duke
 B Paul Shu, VMI
 B George Stirnweiss, UNC
 B Eric Tipton, Duke

1939

E Joe Blalock, CLEM
 E Paul Severin, UNC
 T Dick Boisseau, W&M
 T Rupert Pate, WFU
 G Allen Johnson, Duke
 G Frank Ribar, Duke
 C Ed Merrick, UR

B George McAfee, Duke
 B Banks McFadden, CLEM
 B Roten Shetley, FUR
 B George Stirnweiss, UNC

1940

E Joe Blalock, CLEM
 E Paul Severin, UNC
 T Andy Fronczek, UR
 T Tony Ruffa, Duke
 G Bill Faircloth, UNC
 G Alex Winterspoon, Duke
 C Bob Barnett, Duke
 B Tony Gallovich, WFU
 B Steve Lach, Duke
 B Jim Lelanne, UNC
 B Charlie Timmons, CLEM

1941

E Joe Blalock, CLEM
 E Bob Gantt, Duke
 T George Fritts, CLEM
 T Mike Karmazin, Duke
 G Carl Givler, WFU
 G Garrard Ramsey, W&M
 C Bob Barnett, Duke
 B Harvey Johnson, W&M
 B Steve Lach, Duke
 B Stan Stasica, USC
 B Charlie Timmons, CLEM

1942

E Bob Gantt, Duke
 E Glen Knox, W&M
 T Marvin Bass, W&M
 T Pat Preston, WFU
 G Tom Burns, Duke
 G Garrard Ramsey, W&M
 C Lou Sossamon, USC
 B John Cochran, WFU
 B Tom Davis, Duke
 B Harvey Johnson, W&M
 B Joe Muha, VMI

1943

E Ben Cittadino, Duke
 E Ray Poole, UNC
 T John Maskas, UNC
 T Pat Preston, Duke
 G Bill Milner, Duke
 G Jamie Myers, Duke
 C Bill Starford, WFU
 B Tom Davis, Duke
 B Buddy Jumper, Duke
 B Hosea Rodgers, UNC
 B Nick Sacrinty, WFU

1944

E Dave Harris, WFU
 E Pat Thrash, USC
 T John Kerns, WFU
 T George Owen, WFU
 G John Clowes, W&M
 C Ernie Knotts, Duke
 G Ralph Jenkins, CLEM
 B Elmer Barbour, WFU
 B Gordon Carver, Duke
 B Tom Davis, Duke
 B Howard Turner, NCSU

1945

E Dave Harris, WFU
 E Kelley Mote, Duke
 T Chi Mills, VMI
 T Knox Ramsey, W&M
 G Charley Garrison, WFU
 G Ernie Knotts, Duke
 C Ralph Jenkins, CLEM
 B Lynn Chewing, VMI
 B George Clark, Duke
 B Nick Sacrinty, WFU
 B Howard Turner, NCSU

1946

E Bill Chipley, W&L
 E Kelley Mote, Duke
 T Al DeRogatis, Duke
 T John Maskas, VT
 G Bill Milner, Duke

G Knox Ramsey, W&M
 C Bryant Meeks, USC
 B Jack Cloud, W&M
 B Charlie Justice, UNC
 B Nick Sacrinty, WFU
 B Howard Turner, NCSU

1947

E Bob Steckroth, W&M
 E Art Weiner, UNC
 T Chi Mills, VMI
 T Len Szafaryn, UNC
 G Knox Ramsey, W&M
 G Ed Royston, WFU
 C Tommy Thompson, W&M
 B Jack Cloud, W&M
 B Fred Fogler Jr., Duke
 B Lou Gambino, MD
 B Charlie Justice, UNC

1948

E John O'Quinn, WFU
 E Art Weiner, UNC
 T Louis Allen, Duke
 T Len Szafaryn, UNC
 G Frank Gillespie, CLEM
 G Bernie Watts, NCSU
 C Tommy Thompson, W&M
 B Jack Cloud, W&M
 B Bobby Gage, CLEM
 B Bill Gregus, WFU
 B Charlie Justice, UNC

1949

E Vito Ragazzo, W&M
 E Art Weiner, UNC
 T Louis Allen, Duke
 T Ray Krouse, MD
 G Bob Hughes, W&M
 G Charlie Musser, NCSU
 C Irwin Holdash, UNC
 B Fred Cone, CLEM
 B Billy Cox, Duke
 B Bill Gregus, WFU
 B Charlie Justice, UNC
 B Buddy Lex, W&M
 B Steve Wadiak, USC

1950

E Glenn Smith, CLEM
 E Elmer Wingate, MD
 T Elmer Costa, NCSU
 T Jim Statton, WFU
 G Bob Affartha, WFU
 G Bob Ward, MD
 C Irwin Holdash, UNC
 B Gil Bocetti, W&L
 B Fred Cone, CLEM
 B Billy Cox, Duke
 B Steve Wadiak, USC

1951

E Jack Lewis, WFU
 E Glenn Smith, CLEM
 T Elmer Costa, NCSU
 T Bill George, WFU
 G Joe Dudeck, UNC
 G Bob Ward, MD
 C Larry Smith, USC
 B Gil Bocetti, W&L
 B Ed Mioduszewski, W&M
 B Ed Modzelewski, MD
 B Steve Wadiak, USC

1952

E Jack Lewis, WFU
 E Howard Pitt, Duke
 T Ben Dunkerley, WVU
 T Stan Jones, MD
 G Linwood Cox, W&M
 G Truet Grant, Duke
 C Louis Tepe, Duke
 B Bill Brehaney, VMI
 B Worth Lutz, Duke
 B Ed Mioduszewski, W&M
 B Jack Scarbath, MD

1953

E Richie Gaskell, GWU

E Bill Marker, WVU
 T Bruce Bosley, WVU
 T George Parozzo, W&M
 G Gene Lamone, WVU
 G Vince Perone, FUR
 C Steve Korcheck, GWU
 B Tommy Allman, WVU
 B Bill Bowman, W&M
 B Johnny Mapp, VMI
 B Freddy Wyant, WVU

1954

E Billy Hillen, WVU
 E Tom Petty, VT
 T Bruce Bosley, WVU
 T George Preas, VT
 G Gene Lamone, WVU
 G Webster Williams, FUR
 C Chick Donaldson, WVU
 B Dickie Beard, VT
 B Joe Marconi, WVU
 B Johnny Popson, FUR
 B Freddy Wyant, WVU

1955

E Walt Brodie, W&M
 E Paul Thompson, GWU
 T Bruce Bosley, WVU
 T Bob Lusk, W&M
 G Gene Lathey, WVU
 G Jim Locke, VT
 C Jack Prater, VT
 B Bob Moss, WVU
 B Frank Paiczkowski, UR
 B Mike Sommer, GWU
 B Freddy Wyant, WVU

1956

E Walt Brodie, W&M
 E Paul Thompson, GWU
 T Dave Liddick, GWU
 T Bill Underdonk, WVU
 G Gene Lathey, WVU
 G Joe Nicely, WVU
 C Chuck Howley, WVU
 B Larry Krutko, W&M
 B Jim Lugar, VT
 B Charlie Sidwell, W&M
 B Sam Woolwine, VMI

1957

E Paul Maguire, CIT
 E Larry Peccatiello, W&M
 T Jim McFalls, VMI
 T Elliot Shaubach, W&M
 G Lou Farmer, VMI
 G Chuck Howley, WVU
 C Bill Rush, W&M
 B Bobby Jordan, VMI
 B Bob Schwarze, CIT
 B Mike Sommer, GWU
 B Sam Woolwine, VMI

1958

E Carroll Dale, VT
 E Ray Siminski, FUR
 T Jim McFalls, VMI
 T Ed Rutsch, GWU
 G Dick Cleveland, CIT
 G Bob Frulla, GWU
 C Jerry Borst, VMI
 B Ted Colna, GWU
 B Billy Holsclaw, VT
 B Sam Horner, VMI
 B Dick Longfellow, WVU

1959

E Carroll Dale, VT
 E Paul Maguire, CIT
 T Pat Lamberti, UR
 T Mike Lashley, W&M
 G Bill Lopasky, WVU
 G Mike Zeno, VT
 C Ron DeMelfi, GWU
 B Dave Ames, UR
 B Howard Dyer, VMI
 B Alger Pugh, VT
 B Sam Horner, VMI

1960

E Bob Coolbaugh, UR
 E Andy Guida, GWU
 T Harry Rakowski, CIT
 T Allen Whittier, VT
 G Lou Shuba, VMI
 G Mike Zeno, VT
 C George Garrison, CIT
 B Tom Campbell, FUR
 B Howard Dyer, VMI
 B Don Kern, VMI
 B Earl Stoudt, UR

1961

E Bill Gilgo, CIT
 E Andy Guida, GWU
 T Gene Breen, VT
 T Bill Winter, WVU
 G Eric Erdossy, W&M
 G Keith Melenzyer, WVU
 C Don Christman, UR
 B Tom Campbell, FUR
 B Dick Drummond, GWU
 B Earley Eastburn, CIT
 B Earl Stoudt, UR

1962

E Charlie Brendle, CIT
 E Gene Heeter, WVU
 T John Sapinsky, W&M
 T Bill Welsh, VMI
 G Newt Green, VT
 G Bob Soleau, W&M
 C Pete Goimarac, WVU
 B Dick Drummond, GWU
 B Glenn Holton, WVU
 B Elliott Keller, FUR
 B Jerry Yost, WVU

1963

E Pete Emelianchik, UR
 E Vince Petno, CIT
 T Gene Breen, VT
 T Bill Welsh, VMI
 G Newt Green, VT
 G Bob Soleau, W&M
 C Pete Goimarac, WVU
 B Dick Drummond, GWU
 B Bob Schweickert, VT
 B Kenny Stoudt, UR
 B Sonny Utz, VT

1964

Offense

E John Hilton, UR
 E Tommy Marvin, VT
 T Jeff Craig, W&M
 T Doug McNeil, GWU
 G Joe Missar, CIT
 G Craig Smith, W&M
 C Gary Barnette, WVU
 B Mike Lane, CIT
 B Garry Lyle, GWU
 B Bob Schweickert, VT
 B Sonny Utz, VT

Defense

E George Pearce, W&M
 E Bill Sullivan, WVU
 T Doug McNeil, GWU
 T John Turner, VMI
 LB Joe Missar, CIT
 LB Ken Whitley, VT
 LB Don Young, WVU
 B Fred D'Orazio, GWU
 B Mike Patterson, VMI
 B Joe Stromick, UR
 B Scott Swan, W&M

1965

Offense

E Bob Dunlevy, WVU
 E George Pearce, W&M
 T Steve Lapko, GWU
 T Stan Lysick, WVU
 G Doug McNeil, GWU
 G Ray Tate, UR
 C Tom Feola, W&M
 B Dave Alexander, ECU
 B Garrett Ford, WVU

B Mike Holloran, GWU
B Dick Leftridge, WVU

Defense

E Pack Hindsley, DAV
E Bill Sullivan, WVU
T Tony Buccino, W&M
T John Turner, VMI
LB Bob Gadkowski, W&M
LB Bob Schmalzreidt, VMI
LB Billy Turner, FUR
B Francis Grant, CIT
B Tom Metz, GWU
B Jim Lofrese, W&M
B Dave Sprinkle, DAV

1966**Offense**

E Chuck Alberston, W&M
E Robbie Hahn, FUR
T Bob Andrews, UR
T Denny Williamson, WVU
G Walter Bostic, ECU
G Brad Cashman, GWU
C Johnny Crew, ECU
B Garrett Ford, WVU
B Steve Molnar, GWU
B Jimmy Poole, DAV
B Larry Zurich, UR

Defense

E Bob Gadkowski, W&M
E Norm Neverson, GWU
T Kevin Moran, ECU
T Joe Neilson, W&M
MG Dave Delgado, UR
LB Adin Brown, W&M
LB Baker Brown, WVU
LB Bob Schmalzreidt, VMI
B Robert Ellis, ECU
B Cal McCombs, CIT
B John Mallory, WVU

1967**Offense**

E Jim Cavanaugh, W&M
E Walker Gillette, UR
T Brad Cashman, W&M
T Kevin Moran, ECU
G Bob Biddle, VMI
G Terry Crum, UR
C Robbie Patterson, FUR
B Butch Colson, ECU
B Bob Habsevich, VMI
B Neal Hughes, ECU
B Jimmy Poole, DAV

Defense

E Bob Gadkowski, W&M
E Danny Williamson, WVU
T Dave Delgado, UR
T George Henshaw, WVU
MG Carl Crennell, WVU
LB Adin Brown, W&M
LB Bob Schmalzreidt, VMI
LB John Small, CIT
B Joe Isaac, CIT
B John Mallory, WVU
B Chip Young, W&M

1968**Offense**

E Walker Gillette, UR
E Mike Kelly, DAV
T Ralph Beatty, W&M
T Wayne Fowler, UR
G Bob Biddle, VMI
G Ben Grieb, ECU
C Bob Herb, W&M
B Jim McMillian, CIT
B Terry Morton, W&M
B Buster O'Brien, UR
B Gordon Slade, DAV

Defense

E Mel Medved, UR
E Buzz Montsinger, UR
E Jim Rathbun, CIT
T Don Tyson, ECU
T Eddie Watkins, CIT
MG Dick Irvin, UR
MG Burt Waite, W&M

LB Ken Diaz, CIT
LB Pat Turchetta, UR
B Jim Barton, W&M
B Joe Isaac, CIT
B Kerr Kump, VMI
B Winston Whitehead, UR

1969**Offense**

E Walker Gillette, UR
E Mike Kelly, DAV
T Wayne Fowler, UR
T Marion Glover, CIT
G Terry Esterkamp, DAV
G Craig Tyler, CIT
C Bob Herb, W&M
B Bob Duncan, CIT
B Charlie Richards, UR
B Gordon Slade, DAV
B Billy Wightman, ECU
K Ed Terry, DAV

Defense

E Mel Medved, UR
E Buzz Montsinger, UR
T John Barelli, UR
T Bruce Kasardo, UR
T George Wheeler, ECU
MG Dick Irvin, UR
LB John Small, CIT
LB Pat Turchetta, UR
B Phil Bryan, CIT
B Tom Duffey, W&M
B Whit Morrow, DAV
B Winston Whitehead, UR

1970**Offense**

E Dick Corrada, ECU
E Jim Livesay, UR
T Peyton Barton, FUR
T Brian Bitton, UR
T Butch Kersey, FUR
G Don Dease, CIT
G Jackson Neall, W&M
C Bob Herb, W&M
B Bob Duncan, CIT
B Mike Mikolayunas, DAV
B Phil Mosser, W&M
B Charlie Richards, UR
K Don Cupit, VMI

Defense

E Jim Lee, CIT
E Pat Morris, UR
T John Barelli, UR
T Bruce Dasarda, UR
T Rich Peeler, ECU
LB Wally Ake, W&M
LB Chuck Cross, FUR
B Ray Easterling, UR
B Jim King, CIT
B Paul Scolaro, W&M
B Jeff Varnadoe, CIT

1971**Offense**

E Brian Baima, CIT
E David Knight, W&M
T Mike Davitt, CIT
T Pete Ramsey, VMI
G Pat Hutto, CIT
G Jackson Neall, W&M
C Bob Conrad, UR
B Jon Hall, CIT
B Harry Lynch, CIT
B Phil Mosser, W&M
B Barty Smith, UR
K Keith Clark, UR

Defense

E John Nugent, UR
E David Shi, FUR
T Milt Ignatius, UR
T Rich Peeler, ECU
MG Keith Dooley, UR
LB Pat Kelly, UR
LB Monty Kiernan, ECU
B Ray Easterling, UR
B Jack Patterson, ECU
B Paul Scolaro, W&M
B Jeff Varnadoe, CIT

1972**Offense**

TE Stan Eure, ECU
WR David Knight, W&M
WR Walt Walker, DAV
T Andy Dearman, VMI
T Dan Utley, FUR
G Greg Troupe, ECU
G Stan Victor, W&M
C Joe Montgomery, W&M
B Carlester Crumpler, ECU
B Billy Meyers, UR
B Carl Sumner, ECU
K Terry Regan, W&M

Defense

E Ronnie Chappell, W&M
E John Nugent, UR
T Ron Reynolds, APP
T Norman Seabrooks, CIT
LB Pat Kelly, UR
LB Danny Kepley, ECU
LB Neal Rumble, CIT
B Bob Loprete, UR
B Rusty Markland, ECU
B Vince Perone Jr., FUR
B Paul Scolaro, W&M
P Jay Jones, UR

1973**Offense**

TE Dick Pawlewicz, W&M
WR Stan Eure, ECU
WR Walt Walker, DAV
T Andy Dearman, VMI
T Dan Utley, FUR
G Jim Amrhein, UR
G Greg Troupe, ECU
C Joe Montgomery, W&M
QB Carl Sumner, ECU
RB Carlester Crumpler, ECU
RB Barty Smith, UR
K Jim Woody, ECU

Defense

E Cary Godette, ECU
E Lee Pearson, UR
T Vic Moyer, UR
T Ron Reynolds, APP
G Tony Cicoria, CIT
LB Pat Kelly, UR
LB Danny Kepley, ECU
B Bob Loprete, UR
B Mike Myrick, ECU
B Vince Perone Jr., FUR
B Gene Williams, VMI
P Russell Brown, W&M

1974**Offense**

TE Dick Pawlewicz, W&M
WR Mike Mahoney, UR
WR Ronnie Moore, VMI
T Rick Bennett, ECU
T Buddy Parrish, CIT
G Andy Dearman, VMI
G Jimbo Walker, ECU
C Doug Hines, VMI
QB Bill Deery, W&M
RB Andrew Johnson, CIT
RB Ronnie Norman, VMI
RB Bill Schink, ECU
K Jerry Harmon, APP

Defense

E Bill Anderson, FUR
E Butch Strawderman, ECU
T Kenny Moore, ECU
T Ace Owens, UR
MG Fred Snipes, APP
LB Danny Kepley, ECU
LB Brian Ruff, CIT
B Jim Bolding, ECU
B Larry McKenzie, APP
B Vince Perone Jr., FUR
B Mike Stewart, W&M
P Joe Parker, APP

1975**Offense**

TE Dickie Regan, CIT
WR Ronnie Moore, VMI

T Rodney Elam, UR
T Andre Staton, APP
G Jimbo Walker, ECU
G Tom Sofield, APP
G Gill Beck, APP
QB Robbie Price, APP
RB Emmitt Hamilton, APP
RB Larry Robinson, FUR
RB Kenny Strayhorn, ECU
K Gary Davis, APP

Defense

E Cary Godette, ECU
E Mike Copley, UR
T Willie Bryant, ECU
T Dickie Childress, UR
LB Larry Anderson, FUR
LB Harold Randolph, ECU
LB Brian Ruff, CIT
B Jim Bolding, ECU
B Ralph Ferguson, CIT
B Mark Gordon, FUR
B Quinton McKinney, APP
P Joe Parker, APP

1976**Offense**

TE Ken Cloud, W&M
WR Dennis Holt, APP
WR Tommy Southard, FUR
T Ed Glackin, VMI
T Jeff Holcomb, FUR
G Wayne Bolt, ECU
G Andre Staton, APP
C Gill Beck, APP
QB Tom Rozantz, W&M
RB Eddie Hicks, ECU
RB Andrew Johnson, CIT
RB Jim Kruijs, W&M
K Pete Conaty, ECU

Defense

E Cary Godette, ECU
E Bruno Schmalhofer, W&M
T Jack Dove, ECU
T Ned Stephanovich, VMI
LB Larry Anderson, FUR
LB Harold Randolph, ECU
LB Brian Ruff, CIT
B Jim Bolding, ECU
B Ralph Ferguson, CIT
B Gerald Hall, ECU
B Reggie Pinkney, ECU
P Joe Parker, APP

1977**Offense**

TE Brette Simmons, FUR
WR Mike Riley, CIT
WR Wayne Tolleson, WCU
T Ken Cadle, FUR
T Paul Edmondson, UTC
G Joe Petosa, UTC
G Tom Replogie, VMI
C Gill Beck, APP
QB Mike Pusey, WCU
RB Andre Gibson, VMI
RB Darrell Lipford, WCU
K Craig Jones, VMI

Defense

E Greg Arnett, VMI
E Bobby Church, FUR
T Ronnie Powe, UTC
T Ned Stephanovich, VMI
G Tony Sparks, CIT
LB Kenny Caldwell, CIT
LB Glen Jones, VMI
B Russell Gambrell, FUR
B Paul Gillis, CIT
B Gary McNeal, VMI
B Kenny Mitchell, UTC
P Greg Cater, UTC

1978**Offense**

TE Brette Simmons, FUR
WR Rick Beasley, APP
WR Gerald Harp, WCU
T Bob Bookmiller, VMI
T Paul Edmondson, UTC
G Joe Petosa, UTC

G Robbie Vannoy, WCU
C Rickey Young, FUR
QB David Henderson, FUR
RB Scott McConnell, APP
RB Mark Stowers, FUR
K Craig Jones, VMI

Defense

E George Alston, WCU
E Frank Jordan, UTC
E Sami Killman, APP
T Jacob Burney, UTC
T Kevin Morgan, FUR
MG Ty Smith, WCU
LB Kenny Caldwell, CIT
LB Pat Murphy, APP
B Willie Carpenter, WCU
B Russell Gambrell, FUR
B Paul Gillis, CIT
B Thomas Gunn, WCU
P Greg Cater, UTC

1979**Offense**

TE Orion Rust, CIT
WR Rick Beasley, APP
WR Gerald Harp, WCU
T John Burke, CIT
T Doug Patterson, UTC
T John Shuman, VMI
G David Kreber, CIT
G Roderick Moore, UTC
C Paul Wright, UTC
QB Mark Hutsell, ETSU
RB Floyd Allen, VMI
RB Gwain Durden, UTC
K Craig Jones, VMI

Defense

E Mike Adams, CIT
E Frank Jordan, UTC
E Jeff Snipes, FUR
T Jacob Burney, UTC
T Kevin Morgan, FUR
T Bobby Peche, WCU
LB Bruce Gheesling, FUR
LB Alfonso McCloud, UTC
LB Ricky Smith, WCU
B Walt Bellamy, VMI
B Willie Carpenter, WCU
B Paul Gillis, CIT
B Jay Megna, ETSU
P Greg Cater, UTC

1980**Offense**

TE Eddie McGill, WCU
WR Rick Beasley, APP
WR Gerald Harp, WCU
T Charlie Anderson, FUR
T Richard Farrier, CIT
G Mike Coleman, FUR
G John Olson, APP
C Robert Lee, UTC
QB Steve Brown, APP
RB Floyd Allen, VMI
RB Mike Glenn, FUR
RB Stump Mitchell, CIT
K Barry Childers, MAR

Defense

E Dale McLarty, CIT
E Jerry Moses, APP
E Jeff Snipes, FUR
T Jacob Burney, UTC
T Kevin Morgan, FUR
LB Bruce Gheesling, FUR
LB Ricky Smith, WCU
LB Willie Yates, UTC
B Chris Buono, FUR
B Mike Eden, VMI
B Mike Hunt, UTC
B Jeff Vincent, APP
P John Johnson, FUR

1981**Offense**

TE Byron Lee, FUR
WR Jeff Dean, WCU
T Charlie Anderson, FUR
T Steve Lloyd, FUR
T Curtis Rouse, UTC

ALL-CONFERENCE TEAMS

SOCON

G Mike Coleman, FUR
G Jay Lasek, VMI
C Austin Beckham, VMI
QB Tim Sorrells, FUR
RB Floyd Allen, VMI
RB Stanford Jennings, FUR
RB Danny Miller, CIT
K Tim Tanguay, FUR
B Donnie Cook, ETSU
B Mike Hunt, UTC
B Carl Lee, MAR

Defense

E Felix Andrews, FUR
E Wade Foltz, VMI
T Sedrick Brown, CIT
T Willie Little, UTC
NG Jim Ettari, CIT
LB Bruce Gheesling, FUR
LB Melvin Rucker, VMI
B Bruce Alexander, CIT
B Jeff Burke, FUR
B Donnie Cook, ETSU
B Mike Hunt, UTC
B Carl Lee, MAR
P John Johnson, FUR

1982

Offense

TE Tom Radle, VMI
WR Eric Rasheed, WCU
T Greg Hochstetler, UTC
T Joe Pipczynski, CIT
G Mike Coleman, FUR
G Jay Lasek, VMI
C Briggs Taylor, FUR
QB Ronnie Mixon, WCU
RB Anthony James, WCU
RB Stanford Jennings, FUR
RB Alvin Parker, APP
K Dean Biasucci, WCU

Defense

E Joey Abney, UTC
E Louis Cooper, WCU
T Jim Ettari, CIT
T Willie Little, UTC
NG Troy Phillips, FUR
LB Billy Hall, FUR
LB Melvin Rucker, VMI
B Mark Bridgman, FUR
B Donnie Cook, ETSU
B Carl Lee, MAR
B Gib McEachran, FUR
P Jon Howell, UTC

1983

Offense

TE Bill West, CIT
WR Eric Rasheed, WCU
T Paul Johannessen, FUR
T Mike Nease, UTC
G Ed Boyd, APP
G Dan Sleet, FUR
C Steve Taylor, WCU
QB David Charpia, FUR
RB Melvin Dorsey, WCU
RB Larry Fourqorean, MAR
RB Stanford Jennings, FUR
K Dean Biasucci, WCU

Defense

E Bernard Jones, WCU
E Steve Kurtz, UTC
T Mark Buffamoyer, WCU
T Bob Standifer, UTC
LB Buck Coatney, FUR
LB Ricky Pate, WCU
LB Glen Richardson, UTC
B Glenn Bates, MAR
B Mark Bridgman, FUR
B Ernest Gibson, FUR
B Tiger Greene, WCU
P Pat Velarde, MAR

1984

Offense

TE Fred Johnson, CIT
TE Steve Panham, VMI
WR Victor Frazier, CIT
WR Eric Rasheed, WCU
T Jim Gabrish, CIT

T Mike Herndon, WCU
G Ed Boyd, APP
G Brent Johnson, UTC
C Steve Taylor, WCU
QB Jeff Gilbert, WCU
RB Artis Edwards, UTC
RB Robbie Gardner, FUR
K Kirk Roach, WCU

Defense

E Louis Cooper, WCU
E David Ferrell, ETSU
T Mark Buffamoyer, WCU
T Bob Standifer, UTC
MG Randall Mitchell, UTC
LB Rock Hurst, FUR
LB Glen Richardson, UTC
B Tiger Greene, WCU
B David McCrary, UTC
B Jerome Norris, FUR
B Gary Zingler, ETSU
P Steve Kornegay, WCU

1985

Offense

TE Alonzo Carmichael, WCU
WR Chas Fox, FUR
WR Lee Glaze, CIT
T Mike Calloway, APP
T Jim Gabrish, CIT
G Brent Johnson, UTC
G Charles Stephenson, WCU
C Gene Reeder, FUR
QB Bobby Lamb, FUR
RB Brian Jager, FUR
RB John Settle, APP
K Kirk Roach, WCU

Defense

E Chris Melick, APP
E Clyde Simmons, WCU
T Anthony Downs, APP
T Mike Makens, UTC
MG Randall Mitchell, UTC
LB Dino Hackett, APP
LB Glen Richardson, UTC
B Phillip Aldridge, UTC
B Mike Mayo, VMI
B Struggy Smith, APP
B Steve Squire, FUR
P George Cimadevilla, ETSU

1986

Offense

TE Alonzo Carmichael, WCU
WR Mike Barber, MAR
WR Vincent Nowell, WCU
T Mike Calloway, APP
T Mark Cook, ETSU
G Alex Albert, FUR
G Steve Hall, WCU
C Sam Manos, MAR
QB Willie Perkins, WCU
RB Robbie Gardner, FUR
RB John Settle, APP
K Kirk Roach, WCU

Defense

L Anthony Down, APP
L Phillip Ferguson, FUR
L Mike Makens, UTC
L Scott Thompson, CIT
LB Cedric Felton, APP
LB Darryl Gardner, FUR
LB Willie Greenway, UTC
B Jimmy Armstrong, APP
B Fred Davis, WCU
B Jerome Norris, FUR
B Steve Squire, FUR
P George Cimadevilla, ETSU

1987

Offense

TE Sean Doctor, MAR
WR Mike Barber, MAR
WR Vincent Nowell, WCU
T Fe Cowan, FUR
T James Hardman, APP
G Alex Albert, FUR
C Steve Hall, WCU
G Terry Poore, APP
QB Tony Petersen, MAR

RB John Bagwell, FUR
RB Ron Darby, MAR
K Kirk Roach, WCU

Defense

L Tony Bowick, UTC
L Anthony Downs, APP
L Phillip Ferguson, FUR
L Scott Thompson, CIT
LB Kenny Blaknell, APP
LB Zach Ervin, UTC
LB Darryl Gardner, FUR
B Derrick Harris, ETSU
B Mike Mayo, VMI
B Mark Snyder, MAR
B Reggie Solomon, UTC
P Tony Cox, APP

1988

Offense

TE Sean Doctor, MAR
WR Mike Barber, MAR
WR Mark Stock, VMI
T Fe Cowan, FUR
T Derrick Graham, APP
G Carlos Avalos, CIT
G John Halford, MAR
C Steve Duggan, FUR
QB Gene Brown, CIT
QB John Gregory, MAR
RB Ron Darby, MAR
RB Adrian Johnson, CIT
K Bjorn Nittmo, APP

Defense

L Tony Bowick, UTC
L Kelly Fletcher, FUR
L Geno Segers, WCU
L Jimmy Snowden, APP
LB Jeff Blankenship, FUR
LB Willie Greenway, UTC
LB Pete Long, CIT
B J.D. Cautchen, CIT
B Julius Dixon, FUR
B Toussaint Kennedy, WCU
B Mike Lowman, UTC
P Billy Smith, UTC

1989

Coaches

Offense

TE Eric Ihnat, MAR
TE Greg Key, FUR
WR Phillip Florence, CIT
WR Andre Motley, MAR
T David Ewart, ETSU
T Derrick Graham, APP
G David Adams, FUR
G Ricky Bray, UTC
C Steve Duggan, FUR
QB John Gregory, MAR
RB Ritchie Melchor, APP
RB George Searcy, ETSU
K Dewey Klein, MAR

Defense

OLB Kelly Fletcher, FUR
OLB Chris Roper, FUR
L Troy Boeck, UTC
L Allen Edwards, FUR
L Brian Pitts, FUR
ILB Junior Jackson, UTC
ILB Kevin Kendrick, FUR
LB Keith Collins, APP
B Gary Dandridge, APP
B Derrick Harris, ETSU
B Pat Turner, FUR
P Pumpu Tudors, UTC

1989

Media

Offense

TE Eric Ihnat, MAR
WR Phillip Florence, CIT
WR Andre Motley, MAR
T Rick Brodsky, CIT
T Derrick Graham, APP
G David Adams, FUR
G Ricky Bray, UTC
C Steve Duggan, FUR
QB Frankie DeBusk, FUR
RB James Roberts, UTC

RB George Searcy, ETSU
K Dewey Klein, MAR

Defense

L Troy Boeck, UTC
L Kelly Fletcher, FUR
L Avery Hall, APP
L Brian Pitts, FUR
LB Junior Jackson, UTC
LB Kevin Kendrick, FUR
LB Chris Roper, FUR
B Keith Collins, APP
B Gary Dandridge, APP
B Pat Turner, FUR
B Derrick Willis, UTC
P Pumpu Tudors, UTC

1990

Coaches

Offense

TE Erick Ihnat, MAR
WR Donald Lipscomb, FUR
WR Andre Motley, MAR
T David Ewart, ETSU
T Kyle Lowery, FUR
G DeRhon Robinson, CIT
G Eric Walter, FUR
C Steve Duggan, FUR
QB Frankie DeBusk, FUR
RB Derrick Hollins, ETSU
RB Carl Tremble, FUR
K Mike Shoun, ETSU

Defense

E Tony Hill, UTC
E Rico Mack, APP
L Troy Boeck, UTC
L Allen Edwards, FUR
L Avery Hall, APP
ILB Kevin Kendrick, FUR
ILB J.J. Davis, CIT
ILB Dwayne Pelham, APP
B Brance Draine, UTC
B Derek Grier, MAR
B Ivan Johnson, FUR
B Lester Smith, CIT
P Pumpu Tudors, UTC

1990

Media

Offense

TE Eric Ihnat, MAR
WR Donald Lipscomb, FUR
WR Andre Motley, MAR
T Kyle Lowery, FUR
T Greg Barnette, APP
T Carey Cash, CIT
G DeRhon Robinson, CIT
G Eric Walter, FUR
C Steve Duggan, FUR
QB Frankie DeBusk, FUR
RB Derrick Hollins, ETSU
RB Carl Tremble, FUR
K Rodney Allen, UTC

Defense

L Troy Beck, UTC
L Allen Edwards, FUR
L Billy Glanton, UTC
L Tony Hill, UTC
LB J.J. Davis, CIT
LB Kevin Kendrick, FUR
LB Rico Mack, APP
B Joe Chirico, MAR
B Brance Draine, UTC
B Jason Grant, FUR
B Ivan Johnson, FUR
P Pumpu Tudors, UTC

1991

Coaches

Offense

TE Paul Siffri, FUR
WR Donald Lipscomb, FUR
WR Brian Dowler, MAR
WR Shoun Habersham, UTC
T Carey Cash, CIT
T Madison Sayre, MAR
G Kitt Hill, APP
G Eric Walter, FUR
C Lorenzo Carpenter, VMI
QB Michael Payton, MAR

RB Chip Hooks, APP
RB Carl Tremble, FUR
K Andrew Burr, FUR

Defense

E Albert Luke, UTC
E Rico Mack, APP
L Allen Edwards, FUR
L Avery Hall, APP
L Mike Perfetti, VMI
ILB Murphy Duckett, ETSU
ILB Kota Suttle, FUR
B Gary Dandridge, APP
B Mike Ratcliff, FUR
B Lester Smith, CIT
B Jackie Washington, UTC
P Harold Alexander, APP

1991

Media

Offense

TE Paul Siffri, FUR
WR Brian Dowler, MAR
WR Donald Lipscomb, FUR
T Carey Cash, CIT
T Kyle Lowery, FUR
G Phil Ratliff, MAR
G Eric Walter, FUR
C Lorenzo Carpenter, VMI
QB Michael Payton, MAR
RB Chip Hooks, APP
RB Carl Tremble, FUR
K Dewey Klein, MAR

Defense

L Allen Edwards, FUR
L Avery Hall, APP
L Ryan Livezey, FUR
L Mike Perfetti, VMI
LB Rico Mack, APP
LB Donahue Stephenson, MAR
LB Kota Suttle, FUR
B Gary Dandridge, APP
B Derek Grier, MAR
B Lester Smith, CIT
B Jackie Washington, UTC
P Harold Alexander, APP

1992

Coaches

Offense

TE Mike Bartrum, MAR
WR Troy Brown, MAR
WR Craig Aiken, WCU
T Carey Cash, CIT
T Johnny McKee, MAR
G Todd Harkins, WCU
G Phil Ratliff, MAR
C Lorenzo Carpenter, VMI
QB Michael Payton, MAR
RB Carl Tremble, FUR
RB Everette Sands, CIT
KR Kerry Hayes, WCU
K Rodney Allen, UTC

Defense

E Ryan Livezey, FUR
E Rico Mack, APP
L Avery Hall, APP
L Tony Johnson, WCU
L Keenan Rhodes, MAR
ILB Kota Suttle, FUR
ILB Brent David, APP
B Lester Smith, CIT
B Willie Williams, WCU
B Torrence Forney, CIT
B Julius Grant, WCU
P Harold Alexander, APP

1992

Media

Offense

TE Mike Bartrum, MAR
WR Troy Brown, MAR
WR Craig Aiken, WCU
T Carey Cash, CIT
T Chris Deaton, MAR
G Phil Ratliff, MAR
G Lance Hansen, CIT
C Lorenzo Carpenter, VMI
QB Michael Payton, MAR

SOCONSPO RTS.COM

RB Carl Tremble, FUR
 RB Everette Sands, CIT
 KR Kerry Hayes, WCU
 K Rodney Allen, UTC
Defense
 L Avery Hall, APP
 L Sean Swoope, APP
 L Ryan Livezey, FUR
 L Milan Sterling, FUR
 L Byran Litton, MAR
 LB Kota Suttle, FUR
 LB Rico Mack, APP
 LB Shannon King, MAR
 B Lester Smith, CIT
 B Torrence Forney, CIT
 B Willie Williams, WCU
 B Andre Worrell, FUR
 P Harold Alexander, APP

1993
Coaches
Offense
 TE Andrew Jordan, WCU
 WR Jeff Johnson, ETSU
 WR Craig Aiken, WCU
 T Chris Deaton, MAR
 T Thomas Jackson, WCU
 G Trevor Thomas, MAR
 G Miguel Ayoub, GSU
 C Wes Greenwell, WCU
 QB Todd Donnan, MAR
 RB Chris Parker, MAR
 RB Everette Sands, CIT
 KR Kerry Hayes, WCU
 K Reed Haley, GSU
Defense
 E Ryan Livezey, FUR
 E Rodney Garrett, MAR
 L Alex Mash, GSU
 L Tony Johnson, WCU
 L Mike Hardy, FUR
 ILB William King, MAR
 ILB Milan Sterling, FUR
 DB Andre Worrell, FUR
 DB Julius Grant, WCU
 DB Roger Johnson, MAR
 DB Shawn Austin, GSU
 P Ronnie McCutchan, FUR

1993
Media
Offense
 TE Demarko Kemp, UTC
 WR Jeff Johnson, ETSU
 WR Ricky Carter, MAR
 T Chris Deaton, MAR
 T Thomas Jackson, WCU
 G Miguel Ayoub, GSU
 G Trevor Thomas, MAR
 C Wes Greenwell, WCU
 QB Lonnie Galloway, WCU
 RB Chris Parker, MAR
 RB Chip Hooks, APP
 KR Kerry Hayes, WCU
 K Jim Richter, FUR
Defense
 L Alex Mash, GSU
 L Ryan Livezey, FUR
 L Rodney Garrett, MAR
 L Tony Johnson, WCU
 LB William King, MAR
 LB Milan Sterling, FUR
 LB Tom Bodine, WCU
 DB Andre Worrell, FUR
 DB Roger Johnson, MAR
 DB Julius Grant, WCU
 DB Detric Cummings, CIT
 P Ronnie McCutchan, FUR

1994
Coaches
Offense
 TE Luther Broughton, FUR
 WR Jeff Johnson, ETSU
 WR Craig Aiken, WCU
 T William Pannell, MAR
 T Brad Ohrt, APP
 G Isaac Ferrell, GSU
 G Levi Davis, CIT

C Franklin Stephens, GSU
 QB Todd Donnan, MAR
 RB Chris Parker, MAR
 RB Thomas Haskins, VMI
 KR Kerry Hayes, WCU
 K Jim Richter, FUR
Defense
 DL William Peebles, APP
 DL James Russell, ETSU
 DL Billy Lyon, MAR
 DL Billy Bumper, WCU
 DL Dexter Coakley, APP
 LB Paul Carroll, GSU
 LB Brian Stump, MAR
 DB Matt Stevens, APP
 DB Roger Johnson, MAR
 DB Shannon Morrison, MAR
 DB Jon Jenkins, WCU
 P Travis Colquitt, MAR

1994
Media
Offense
 TE Demarko Kemp, UTC
 WR Jeff Johnson, ETSU
 WR Craig Aiken, WCU
 T William Pannell, MAR
 T Brian Fisher, FUR
 G Aaron Ferguson, MAR
 G Brad Ohrt, APP
 C Wes Greenwell, WCU
 QB Todd Donnan, MAR
 RB Chris Parker, MAR
 RB Thomas Haskins, VMI
 KR Kerry Hayes, WCU
 K Jim Richter, FUR
Defense
 DL William Peebles, APP
 DL Chip Miller, APP
 DL Billy Lyon, MAR
 DL B.J. Cohen, MAR
 LB Dexter Coakley, APP
 LB Tom Bodine, WCU
 LB Micah Young, CIT
 DB Shannon Morrison, MAR
 DB Roger Johnson, MAR
 DB Matt Stevens, APP
 DB Jon Jenkins, WCU
 P Travis Colquitt, MAR

1995
Coaches
Offense
 TE Jermaine Wiggins, MAR
 WR Tim Martin, MAR
 WR Terrell Owens, UTC
 OT William Pannell, MAR
 OT Chad Groover, APP
 OG Aaron Ferguson, MAR
 OG Shawn Clark, APP
 C Scott Kadlub, APP
 QB Scott Satterfield, APP
 RB Thomas Haskins, VMI
 RB Chris Parker, MAR
 KR Dexter Dawson, GSU
 PK Jay Sutton, APP
Defense
 DL Billy Lyon, MAR
 DL James Russell, ETSU
 DL B.J. Cohen, MAR
 DL Derek Summerour, WCU
 LB Dexter Coakley, APP
 LB Jermaine Swafford, MAR
 LB Larry McCloud, MAR
 DB Matt Stevens, APP
 DB Donnie Abraham, ETSU
 DB Brancis Williams, GSU
 DB Jamie Coleman, APP
 P Josh Siefken, UTC

1995
Media
Offense
 TE Luther Broughton, FUR
 WR Terrell Owens, UTC
 WR David Patten, WCU
 OT William Pannell, MAR
 OT Chad Groover, APP
 OG Aaron Ferguson, MAR

OG Shawn Clark, APP
 C Scott Kadlub, APP
 QB Scott Satterfield, APP
 RB Thomas Haskins, VMI
 RB Chris Parker, MAR
 KR Dexter Dawson, GSU
 PK Tim Openlander, MAR
Defense
 DL B.J. Cohen, MAR
 DL Billy Lyon, MAR
 DL James Russell, ETSU
 DL Shawn Elliott, APP
 LB Dexter Coakley, APP
 LB Scott Belcher, CIT
 LB Joe DiBernardo, APP
 DB Matt Stevens, APP
 DB Melvin Cunningham, MAR
 DB Donnie Abraham, ETSU
 DB Jamie Coleman, APP
 P Allen Guinn, APP

1996
Coaches
Offense
 TE Luther Broughton, FUR
 WR Tim Martin, MAR
 WR Randy Moss, MAR
 OT Chad Groover, APP
 OT Aaron Wilson, MAR
 OG Aaron Ferguson, MAR
 OG Shawn Clark, APP
 C John Wade, MAR
 QB Braniff Bonaventure, FUR
 RB Thomas Haskins, VMI
 RB Damon Scott, APP
 PK Tim Openlander, MAR
 KR Tim Martin, MAR
Defense
 DL James Russell, ETSU
 DL Billy Lyon, MAR
 DL B.J. Cohen, MAR
 DL Edward Thomas, GSU
 LB Dexter Coakley, APP
 LB Larry McCloud, MAR
 LB Mike Rogers, VMI
 DB Melvin Cunningham, MAR
 DB Ron Faugue, UTC
 DB Jeremy Osborne, FUR
 DB Scott Smythe, MAR
 P Chris Hanson, MAR

1996
Media
Offense
 TE Luther Broughton, FUR
 WR Randy Moss, MAR
 WR Tim Martin, MAR
 OT Chad Groover, APP
 OT Derek Beres, CIT
 OG Aaron Ferguson, MAR
 OG Shawn Clark, APP
 C Scott Kadlub, APP
 QB Eric Kresser, MAR
 RB Thomas Haskins, VMI
 RB Damon Scott, APP
 PK Tim Openlander, MAR
 KR Randy Moss, MAR
Defense
 DL Billy Lyon, MAR
 DL James Russell, ETSU
 DL B.J. Cohen, MAR
 DL Jackie Avery, APP
 LB Dexter Coakley, APP
 LB Larry McCloud, MAR
 LB Jermaine Swafford, MAR
 DB Melvin Cunningham, MAR
 DB Ron Faugue, UTC
 DB Gordon Fenderson, APP
 DB Cornell Lewis, VMI
 P Chris Hanson, MAR

1997
Coaches
Offense
 TE Frank Leatherwood, APP
 WR B.J. Adigun, ETSU
 WR Stefpon Hawkins, UTC
 T Rich McGrath, GSU
 T Sam Haynie, ETSU

G Mark Williams, GSU
 G Alvin Brown, CIT
 C Dan Williams, WOF
 QB Bake Baker, APP
 RB Roderick Russell, GSU
 RB Brian Edwards, ETSU
 RET Carlos Frank, CIT
 PK Eric Meng, GSU
Defense
 L Bryan Dailer, FUR
 L Jackie Avery, APP
 L Adrian Luster, CIT
 L Voncellies Allen, GSU
 LB Mario Hankerson, ETSU
 LB D.T. Tanner, GSU
 LB Orlando Ruff, FUR
 DB Jeremy Osborne, FUR
 DB Ron Faugue, UTC
 DB Eric Johnson, WCU
 DB Kevin Smith, CIT
 P Ken Hinsley, WCU

1997
Media
Offense
 TE Frank Leatherwood, APP
 WR B.J. Adigun, ETSU
 WR Stefpon Hawkins, UTC
 T Rich McGrath, GSU
 T David Sutton, ETSU
 G Mark Williams, GSU
 G Tony Bequette, APP
 C Dan Williams, WOF
 QB Bake Baker, APP
 RB Roderick Russell, GSU
 RB Brandon Walker, ETSU
 RET Anthony Stringfield, ETSU
 PK Eric Meng, GSU
Defense
 L Bryan Dailer, FUR
 L Jackie Avery, APP
 L Adrian Luster, CIT
 L Kareem Robinson, UTC
 LB Jay Thier, FUR
 LB Mario Hankerson, ETSU
 LB Chad Nighbert, GSU
 DB Ken Byrd, APP
 DB Ron Faugue, UTC
 DB Jeremy Osborne, FUR
 DB Eric Johnson, WCU
 P Ken Hinsley, WCU

1998
Coaches
Offense
 TE Frank Leatherwood, APP
 WR Lamar Cooper, ETSU
 WR Daryl Skinner, APP
 T Shawn Clark, APP
 T Dan Best, WCU
 G Mark Williams, GSU
 G Cedrone Hodges, APP
 C Matt Winslette, GSU
 QB Greg Hill, GSU
 RB Adrian Peterson, GSU
 RB Brad Hoover, WCU
 RET Carlos Frank, CIT
 PK Chris Chambers, GSU
Defense
 L Voncellies Allen, GSU
 L Kenny Sanders, UTC
 L Rocky Hunt, APP
 L Daryl Myricks, CIT
 LB Kevin Peterson, ETSU
 LB Orlando Ruff, FUR
 LB Eric Johnson, WCU
 DB Daryl Morrell, GSU
 DB Arkee Thompson, GSU
 DB Chuch Payne, APP
 DB Earthwind Moreland, GSU
 P Ken Hinsley, WCU

1998
Media
Offense
 TE Frank Leatherwood, APP
 WR Lamar Cooper, ETSU
 WR Mark Hill, UTC
 T Dan Best, WCU

T Rich McGrath, GSU
 G Mark Williams, GSU
 G Boo Robinson, WCU
 C Matt Winslette, GSU
 QB Greg Hill, GSU
 RB Adrian Peterson, GSU
 RB Brad Hoover, WCU
 RET Corey Joyner, GSU
 PK Chris Chambers, GSU
Defense
 L Voncellies Allen, GSU
 L Eric Davis, GSU
 L Rocky Hunt, APP
 L Daryl Myricks, CIT
 LB Kevin Peterson, ETSU
 LB Orlando Ruff, FUR
 LB Brett Chappell, WCU
 DB Eric Johnson, WCU
 DB Arkee Thompson, GSU
 DB Chuch Payne, APP
 DB Tony Young, WOF
 P Ken Hinsley, WCU

1999
Coaches
Offense
 TE Trent Sansbury, FUR
 WR Des Kitchings, FUR
 WR Cos DeMatteo, UTC
 G Mark Williams, GSU
 G Ben Hall, FUR
 T Rich McGrath, GSU
 T Josh Moore, FUR
 C Jim Beverly, ETSU
 QB Greg Hill, GSU
 RB Adrian Peterson, GSU
 RB Louis Ivory, FUR
 PK Josh Jones, WCU
 KR Des Kitchings, FUR
Defense
 L Rocky Hunt, APP
 L Voncellies Allen, GSU
 L Eugene Phillips, GSU
 L Jamie Lovern, APP
 LB Will Bouton, FUR
 LB Kevin Peterson, ETSU
 LB Derek Fudge, ETSU
 DB John Keith, FUR
 DB Corey Hall, APP
 DB Earthwind Moreland, GSU
 DB Kiwaukee Thomas, GSU
 P Brian Reilly, APP

1999
Media
Offense
 TE Trent Sansbury, FUR
 WR Des Kitchings, FUR
 WR Cos DeMatteo, UTC
 G Mark Williams, GSU
 G Ben Hall, FUR
 T Rich McGrath, GSU
 T Josh Moore, FUR
 C Chip Simmons, CIT
 QB Greg Hill, GSU
 RB Adrian Peterson, GSU
 RB Louis Ivory, FUR
 PK Josh Jones, WCU
 KR Des Kitchings, FUR
Defense
 L Rocky Hunt, APP
 L Voncellies Allen, GSU
 L Eugene Phillips, GSU
 L Jamie Lovern, APP
 LB Will Bouton, FUR
 LB Kevin Peterson, ETSU
 LB Derek Fudge, ETSU
 DB John Keith, FUR
 DB Corey Hall, APP
 DB Earthwind Moreland, GSU
 DB Arkee Thompson, GSU
 P Brian Reilly, APP

2000
Coaches
Offense
 TE Daniel Wilcox, APP
 WR Troy Albea, APP
 WR Richmond Flowers, UTC

ALL-CONFERENCE TEAMS

T Josh Moore, FUR
T Billy Young, APP
G Marty Priore, FUR
G Eric Nash, WOF
C Chris Stewart, FUR
QB Chris Sanders, UTC
RB Louis Ivory, FUR
RB Adrian Peterson, GSU
RS Teray Frost, VMI
PK Matt Vick, UTC

Defense

DL Jimmy Freeman, APP
DL Nathan Fuqua, WOF
DL Andre Miller, WCU
DL Freddy Pesqueira, GSU
LB Will Bouton, FUR
LB Joe Best, APP
LB Rahim El Amin, ETSU
LB Denny Haywood, CIT
DB Denario Smalls, ETSU
DB Richard Holland, VMI
DB Nate Gates, GSU
DB Corey Hall, APP
P Nathan McKinney, APP

2000

Media

Offense

TE Daniel Wilcox, APP
WR Cos DeMatteo, UTC
WR Richmond Flowers, UTC
OT Josh Moore, FUR
OT Billy Young, APP
G Eric Nash, WOF
G Marty Priore, FUR
C Tyler Elkins, APP
QB Chris Sanders, UTC
RB Louis Ivory, FUR
RB Adrian Peterson, GSU
RS Richard Holland, VMI
PK Matt Vick, UTC

Defense

DT Brian Bodor, WOF
DT Jimmy Freeman, APP
DT Josh Jeffries, APP
DT Freddy Pesqueira, GSU
LB Joe Best, APP
LB Will Bouton, FUR
LB Denny Haywood, CIT
DB Nate Gates, GSU
DB Corey Hall, APP
DB Richard Holland, VMI
DB Lavar Rainey, GSU
P Nathan McKinney, APP

2001

Coaches

Offense

TE Trent Sansbury, FUR
WR Cecil Moore, ETSU
WR Michael Banks, WCU
OT Wayne Smith, APP
OT Donnie Littlejohn, FUR
G Omar Nesbitt, CIT
G Marty Priore, FUR
C Chris Stewart, FUR
QB J. R. Revere, GSU
RB Louis Ivory, FUR
RB Adrian Peterson, GSU
RS Brian Bratton, FUR
PK Darren Brown, WOF

Defense

DL Josh Jeffries, APP
DL Ryan Watson, APP
DL Freddy Pesqueira, GSU
DL Nathan Fuqua, WOF
LB Justin Seaverns, APP
LB Travis Stephens, CIT
LB Will Bouton, FUR
DB Nygel Rogers, APP
DB Kevin Howard, CIT
DB David Young, GSU
DB Justin Fryer, WCU
P Jimmy Miner, WOF

2001

Media

Offense

TE Trent Sansbury, FUR

WR Cecil Moore, ETSU
WR Michael Banks, WCU
OT Wayne Smith, APP
OT Donnie Littlejohn, FUR
G Omar Nesbitt, CIT
G Marty Priore, FUR
C Chris Stewart, FUR
QB J.R. Revere, GSU
RB Louis Ivory, FUR
RB Adrian Peterson, GSU
RS Brian Bratton, FUR
PK Danny Marshall, FUR

Defense

DL Josh Jeffries, APP
DL Ryan Watson, APP
DL Freddy Pesqueira, GSU
DL Nathan Fuqua, WOF
LB Justin Seaverns, APP
LB Travis Stephens, CIT
LB Will Bouton, FUR
DB Kevin Howard, CIT
DB Shelvis Smith, FUR
DB David Young, GSU
DB Justin Fryer, WCU
P Jimmy Miner, WOF

2002

Coaches

Offense

TE Todd Bargella, WCU
WR Alvin (Scooter) Johnson, CIT
WR Michael Banks, WCU
OT James Vasquez, APP
OT Steven Cain, FUR
G Joe Patrick, APP
G Trevor Kruger, FUR
C Charles Clarke, GSU
QB Chaz Williams, GSU
QB Joey Gibson, VMI
RB Nehemiah Broughton, CIT
RB Jesse McCoy, WOF
RS DaVon Fowlkes, APP
PK Mark Wright, APP

Defense

DL K.T. Stovall, APP
DL Josh Jeffries, APP
DL Freddy Pesqueira, GSU
DL Michale Spicer, WCU
DL Anthony Jones, WOF
LB Sam Smalls, APP
LB Josh Cain, UTC
LB Joe Scott, GSU
DB Derrick Black, APP
DB Tony Tiller, ETSU
DB Gerald Sensabaugh, ETSU
DB David Young, GSU
DB Ahmed Green, WCU
P Brent Barth, VMI

2002

Media

Offense

TE Willis Sudderth, FUR
WR Alvin (Scooter) Johnson, CIT
WR Bear Rinehart, FUR
OT James McCoy, GSU
OT Steven Cain, FUR
G Joe Patrick, APP
G Trevor Kruger, FUR
C Charles Clarke, GSU
QB Chaz Williams, GSU
RB Jermaine Austin, GSU
RB Jesse McCoy, WOF
RS Ant Williams, GSU
PK Travis Zobel, CIT

Defense

DL K.T. Stovall, APP
DL Josh Jeffries, APP
DL Freddy Pesqueira, GSU
DL Anthony Jones, WOF
LB Sam Smalls, APP
LB Josh Cain, UTC
LB Joe Scott, GSU
DB David Young, GSU
DB Rodney Johnson, FUR
DB Scott Cornatzer, APP
DB Matt Nelson, WOF
P Brent Barth, VMI

2003

Coaches

Offense

TE Ross Armstrong, CIT
WR Alonzo Nix, UTC
WR Lamont Seward, WCU
OT Lew Dawson, CIT
OT Jason Whaley, WCU
G Bobby Gibbs, WOF
G Eric Deutsch, WOF
C Brandon Mason, ELON
QB Willie Simmons, CIT
RB Gaven Varner, ETSU
RB Jermaine Austin, GSU
RS DaVon Fowlkes, APP
PK Danny Marshall, FUR

Defense

DL K.T. Stovall, APP
DL Leon Moore, APP
DL Nick McNeil, WCU
DL Michale Spicer, WCU
LB Sam Smalls, APP
LB Mike Killian, FUR
LB Derrick Butler, GSU
DB Derrick Black, APP
DB Tony Tiller, ETSU
DB Gerald Sensabaugh, ETSU
DB Matt Nelson, WOF
P Nate McKinney, APP

2003

Media

Offense

TE Todd Bargella, WCU
WR Alonzo Nix, UTC
WR Lamont Seward, WCU
OT Chad Bentley, WOF
OT Jason Whaley, WCU
G Bobby Gibbs, WOF
G Eric Deutsch, WOF
C Corey Stewart, FUR
QB Willie Simmons, CIT
RB Nehemiah Broughton, CIT
RB Jermaine Austin, GSU
RS Lewis Barr, GSU
PK Danny Marshall, FUR

Defense

DL K.T. Stovall, APP
DL Lee Basinger, WOF
DL Michael Burant, FUR
DL Michale Spicer, WCU
LB Tommy Thrift, WOF
LB Mike Killian, FUR
LB Teddie Whitaker, WOF
DB Cam Newton, FUR
DB Tony Tiller, ETSU
DB Gerald Sensabaugh, ETSU
DB Matt Nelson, WOF
P Jimmy Miner, WOF

2004

Coaches

Offense

TE Willis Sudderth, FUR
WR DaVon Fowlkes, APP
WR Alonzo Nix, UTC
WR Ben Bainbridge, FUR
OT Albert Turner, GSU
G Chad Motte, GSU
G Eric Deutsch, WOF
C Brandon Mason, ELON
QB Richie Williams, APP
RB Jermaine Austin, GSU
RB John Taylor, ELON
RS DaVon Fowlkes, APP
PK Jonathan Dudley, GSU

Defense

DL Lee Basinger, WOF
DL Roy Ravenell, FUR
DL Eric Hadley, GSU
DL Albert Reid, WCU
LB William Freeman, FUR
LB Calvin Sutton, ELON
LB Derrick Butler, GSU
DB James Young, GSU
DB Shawn Grant, CIT
DB Cam Newton, FUR
DB Terence McBride, GSU
P Dan Jordan, GSU

2004

Media

Offense

TE Willis Sudderth, FUR
WR DaVon Fowlkes, APP
WR Isaac West, FUR
OT Ben Bainbridge, FUR
OT Albert Turner, GSU
G Chad Motte, GSU
G Eric Deutsch, WOF
C Brandon Mason, ELON
QB Richie Williams, APP
RB Kevious Johnson, WOF
RB John Taylor, ELON
RS DaVon Fowlkes, APP
PK Scott Beckler, FUR

Defense

DL Lee Basinger, WOF
DL Roy Ravenell, FUR
DL Eric Hadley, GSU
DL Marquess Murrell, APP
LB William Freeman, FUR
LB Chad Nkang, ELON
LB Derrick Butler, GSU
DB James Young, GSU
DB Nygel Rogers, APP
DB Cam Newton, FUR
DB A.J. Bryant, GSU
P Dan Jordan, GSU

2005

Coaches

Offense

TE Daniel Bettis, APP
WR Jermaine Little, APP
WR Emanuel Hassell, UTC
OT Grant Oliver, APP
OT Matt Isenhour, APP
G Chad Motte, GSU
G Patrick Covington, FUR
G Kerry Brown, APP
C Corey Stewart, FUR
QB Richie Williams, APP
RB Jermaine Austin, GSU
RB Kevin Richardson, APP
RB Eldra Buckley, UTC
RS Mike Malone, WCU
PK Jonathan Dudley, GSU

Defense

DL Marques Murrell, APP
DL Jason Hunter, APP
DL Felipe Foster, WCU
DL Katon Bethay, WOF
LB Shawn Grant, CIT
LB Chad Nkang, ELON
LB John Mohring, GSU
DB Corey Lynch, APP
DB Terence McBride, GSU
DB Primus Glover, WCU
DB Francis Brown, WCU
P Ingle Martin, FUR

2005

Media

Offense

TE John Rust, FUR
WR Justin Stepp, FUR
WR Emanuel Hassell, UTC
OT Grant Oliver, APP
OT John Kivett, FUR
G Chad Motte, GSU
G Patrick Covington, FUR
C Corey Stewart, FUR
QB Richie Williams, APP
RB Jermaine Austin, GSU
RB Kevin Richardson, APP
RS Mike Malone, WCU
PK Scott Beckler, FUR

Defense

DL Marques Murrell, APP
DL Jason Hunter, APP
DL Rico Reese, WCU
DL Katon Bethay, WOF
LB William Freeman, FUR
LB Chad Nkang, ELON
LB John Mohring, GSU
DB Jeremy Wiggins, APP
DB Corey Lynch, APP
DB Terence McBride, GSU

DB Primus Glover, WCU
P Ingle Martin, FUR

2006

Coaches

Offense

TE Daniel Bettis, APP
WR William Mayfield, APP
WR Jayson Foster, GSU
C Scott Suttle, APP
G Jeremy Robertson, APP
G Kerry Brown, APP
T Matt Isenhour, APP
T John Kivett, FUR
QB Armanti Edwards, APP
RB Kevin Richardson, APP
RB Eldra Buckley, UTC
RS Dexter Jackson, APP
PK Julian Rauch, APP

Defense

DL Marques Murrell, APP
DL Roy Ravenell, FUR
DL Charrod Taylor, GSU
DL James Wilson, CIT
LB Chad Nkang, ELON
LB Andrew Jones, FUR
LB John Mohring, GSU
DB Corey Lynch, APP
DB Jeremy Wiggins, APP
DB Quintez Smith, UTC
DB Jeremy Blocker, FUR
P Tim Mays, WCU

2006

Media

Offense

TE Daniel Bettis, APP
WR Terrell Hudgins, ELON
WR William Mayfield, APP
T John Kivett, FUR
T Will Rutherford, WOF
G Andrew Thornburg, FUR
G Kerry Brown, APP
C Scott Suttle, APP
QB Armanti Edwards, APP
RB Kevin Richardson, APP
RB Jerome Felton, FUR
RS Jayson Foster, GSU
PK Andrew Wilcox, ELON

Defense

DL Marques Murrell, APP
DL Charrod Taylor, GSU
DL Justin Brown, FUR
DL Roy Ravenell, FUR
LB Chad Nkang, ELON
LB Andrew Jones, FUR
LB John Mohring, GSU
DB Jeremy Blocker, FUR
DB Jeremy Wiggins, APP
DB Corey Lynch, APP
DB Josh Lawson, CIT
P Brandon Lane, ELON

2007

Coaches

Offense

QB Jayson Foster, GSU
RB Kevin Richardson, APP
RB Kevious Johnson, WOF
OL Kerry Brown, APP
OL Joel Bell, FUR
OL Scott Suttle, APP
OL Chris McDowell, CIT
OL Russell Orr, GSU
TE Larry Hedden, FUR
WR Terrell Hudgins, ELON
WR Eddie Cohen, WCU
PK Julian Rauch, APP
RS Michael Mayers, ELON

Defense

DL Wallace Artis, FUR
DL Larry Beard, GSU
DL Gary Tharrington, APP
DL Trevar Broughton, CIT
LB Seth Goldwire, WOF
LB Andrew Rowell, CIT
LB Corey Weaver, ELON
DB Corey Lynch, APP
DB Chris Camacho, UTC

DB Josh Lawson, CIT
 DB Jerome Touchstone, APP
 P Brandon Lane, Elon

2007

Media

Offense

QB Jayson Foster, GSU
 RB Kevin Richardson, APP
 RB Keivious Johnson, WOF
 OL Scott Suttle, APP
 OL Kerry Brown, APP
 OL Russell Orr, GSU
 OL Joel Bell, FUR
 OL Chris McDowell, CIT
 TE Larry Hedden, FUR
 WR Terrell Hudgins, Elon
 WR Eddie Cohen, WCU
 PK Julian Rauch, APP
 RS Michael Mayers, Elon

Defense

DL Wallace Artis, FUR
 DL Gary Tharrington, APP
 DL Trevar Broughton, CIT
 DL Larry Beard, GSU
 LB Pierre Banks, APP
 LB Seth Goldwire, WOF
 LB Quinton Phillips, WCU
 DB Corey Lynch, APP
 DB Chris Camacho, UTC
 DB Chris Covington, GSU
 DB Josh Lawson, CIT
 P Brandon Lane, Elon

2008

Coaches

Offense

QB Armanti Edwards, APP
 RB Chris Evans, SAM
 RB Dane Romero, WOF
 OL Jon Bieschke, APP
 OL Brad Coley, APP
 OL David Harrison, Elon
 OL Joel Bell, FUR
 OL Derek Wooten, WOF
 OL Dan DeHaven, CIT
 TE Ben Jordan, APP
 WR Andre Roberts, CIT
 WR Terrell Hudgins, Elon

Defense

DL Dakota Walker, GSU
 DL Mitch Clark, WOF
 DL Jabari Fletcher, APP
 DL Terrence Reese, CIT
 LB Jacque Roman, APP
 LB Chris Covington, GSU
 LB Pierre Banks, APP
 DB Cortez Gilbert, APP
 DB Mark LeGree, APP
 DB William Middleton, FUR
 DB Thomas Twitty, FUR
 DB Max Lerner, FUR

Specialists

PK Andrew Wilcox, Elon
 P Neil Young, APP
 RS Andre Roberts, CIT

2008

Media

Offense

QB Armanti Edwards, APP
 RB Chris Evans, SAM
 RB Dane Romero, WOF
 OL Ben Quick, WOF
 OL Joel Bell, FUR
 OL Derek Wooten, WOF
 OL Jon Bieschke, APP
 OL Mario Acitelli, APP
 TE Ben Jordan, APP
 WR Andre Roberts, CIT
 WR Terrell Hudgins, Elon

Defense

DL Dakota Walker, GSU
 DL Jabari Fletcher, APP
 DL Mitch Clark, WOF
 DL Patrick Hatcher, SAM
 LB Jacque Roman, APP
 LB Chris Covington, GSU
 LB Brandon Williams, FUR

DB Mark LeGree, APP
 DB William Middleton, FUR
 DB Cortez Gilbert, APP
 DB Max Lerner, FUR

Specialists

PK Andrew Wilcox, Elon
 P Neil Young, APP
 RS Andre Roberts, CIT

2009

Coaches

Offense

QB Armanti Edwards, APP
 RB Chris Evans, SAM
 RB Devon Moore, APP
 OL Mario Acitelli, APP
 OL David Harrison, Elon
 OL Pat Illig, WOF
 OL Jon Weber, SAM
 OL Chris Werden, Elon
 TE Ben Jordan, APP
 WR Terrell Hudgins, Elon
 WR Andre Roberts, CIT

Defense

DL Josh Beard, UTC
 DL Jabari Fletcher, APP
 DL Andre Campbell, Elon
 DL Eric Ludwig, Elon
 LB Jacque Roman, APP
 LB D.J. Smith, APP
 LB Joshua Jones, Elon
 LB Bryce Smith, SAM
 DB Mark LeGree, APP
 DB Karlos Sullivan, Elon
 DB Buster Skrine, UTC
 DB Cortez Gilbert, APP

Specialists

PK Craig Camay, UTC
 P Chris Tommie, WOF
 RS Andre Roberts, CIT

2009

Media

Offense

QB Armanti Edwards, APP
 RB Chris Evans, SAM
 RB Devon Moore, APP
 OL Mario Acitelli, APP
 OL David Harrison, Elon
 OL Jon Weber, SAM
 OL Pat Illig, WOF
 OL Brett Irvin, APP
 TE Alex Sellars, CIT
 WR Terrell Hudgins, Elon
 WR Andre Roberts, CIT

Defense

DL Josh Beard, UTC
 DL Andre Campbell, Elon
 DL Jabari Fletcher, APP
 DL Brent Russell, GSU
 LB D.J. Smith, APP
 LB Kadarron Anderson, FUR
 LB Bryce Smith, SAM
 DB Mark LeGree, APP
 DB Jordan Tippit, UTC
 DB Ryan Steed, FUR
 DB Cortez Gilbert, APP

Specialists

PK Craig Camay, UTC
 P Bob Hooper, SAM
 RS CoCo Hillary, APP

2010

Coaches

Offense

QB DeAndre Presley, APP
 QB Scott Riddle, Elon
 RB Chris Evans, SAM
 RB Eric Breitenstein, WOF
 OL Daniel Kilgore, APP
 OL Rodney Austin, Elon
 OL Brett Moore, GSU
 OL Chris Harr, UTC
 OL Pat Illig, WOF
 TE Garrett Hughes, UTC
 WR Aaron Mellette, Elon
 WR Adam Mims, FUR

Defense

DL Jabari Fletcher, APP



Furman defensive lineman Gary Wilkins earned first-team All-SoCon honors in 2013 and 2014.

DL Ameet Pall, WOF
 DL Erik Clanton, CIT
 DL Brent Russell, GSU
 LB D.J. Smith, APP
 LB Kadarron Anderson, FUR
 LB Bryce Smith, SAM
 DB Mark LeGree, APP
 DB Ryan Steed, FUR
 DB Laron Scott, GSU
 DB Buster Skrine, UTC

Specialists

PK Jason Vitaris, APP
 P Charlie Edwards, GSU
 RS Laron Scott, GSU

2010

Media

Offense

QB DeAndre Presley, APP
 RB Chris Evans, SAM
 RB Eric Breitenstein, WOF
 OL Daniel Kilgore, APP
 OL Brett Irvin, APP
 OL Pat Mills, APP
 OL Pat Illig, WOF
 OL Clark Bishop, WOF
 TE Ben Jordan, APP
 WR Aaron Mellette, Elon
 WR Joel Bradford, UTC

Defense

DL Jabari Fletcher, APP
 DL Erik Clanton, CIT
 DL Brent Russell, GSU
 DL Ameet Pall, GSU
 LB D.J. Smith, APP
 LB Kadarron Anderson, FUR
 LB Bryce Smith, FUR
 DB Mark LeGree, APP
 DB Laron Scott, GSU
 DB Thomas Broussard, SAM
 DB Torez Jones, WCU

Specialists

PK Jason Vitaris, APP
 P Charlie Edwards, GSU
 RS Laron Scott, GSU

2011

Coaches

Offense

QB Chris Forcier, FUR
 RB Fabian Truss, SAM
 RB Eric Breitenstein, WOF
 OL Orry Frye, APP
 OL Mike Sellers, CIT
 OL Ned Cuthbertson, Elon
 OL Brett Moore, GSU

OL Nate Page, WOF
 TE Colin Anderson, FUR
 WR Brian Quick, APP
 WR Aaron Mellette, Elon

Defense

DL Derek Douglas, CIT
 DL Brent Russell, GSU
 DL Josh Williams, UTC
 DL Eric Eberhardt, WOF
 LB Jeremy Kimbrough, APP
 LB Ryan Consiglio, UTC
 LB Wes Dothard, UTC
 DB Demetrius McCray, APP
 DB Ryan Steed, FUR
 DB Laron Scott, GSU
 DB Corey White, SAM

Specialists

PK Adrian Mora, GSU
 P Cass Couey, CIT
 RS Laron Scott, GSU

2011

Media

Offense

QB Chris Forcier, FUR
 RB Jerodis Williams, FUR
 RB Eric Breitenstein, WOF
 OL Orry Frye, APP
 OL Ryan Lee, FUR
 OL Brett Moore, GSU
 OL William Maxwell, GSU
 OL Nate Page, WOF
 TE Colin Anderson, FUR
 WR Brian Quick, APP
 WR Aaron Mellette, Elon

Defense

DL Derek Douglas, CIT
 DL Brent Russell, GSU
 DL Josh Williams, UTC
 DL Alex Goltry, WOF
 LB Joshua Jones, Elon
 LB Kadarron Anderson, FUR
 LB Alvin Scioneaux, WOF
 DB Demetrius McCray, APP
 DB Ryan Steed, FUR
 DB Laron Scott, GSU
 DB Corey White, SAM

Specialists

PK Adrian Mora, GSU
 P Cass Couey, CIT
 RS Laron Scott, GSU

2012

Coaches

Offense

QB Jamal Jackson, APP

RB Jerodis Williams, FUR
 RB Eric Breitenstein, WOF
 OL Mike Sellers, CIT
 OL Dakota Dozier, FUR
 OL Dorian Byrd, GSU
 OL Ryan Dudchock, SAM
 OL Jared Singleton, WOF
 TE Colin Anderson, FUR
 WR Sean Price, APP
 WR Aaron Mellette, Elon

Defense

DL Josh Lynn, FUR
 DL Dion Dubose, GSU
 DL Brent Russell, GSU
 DL Davis Tull, UTC
 DL Nicholas Williams, SAM
 LB Jeremy Kimbrough, APP
 LB Wes Dothard, UTC
 LB Alvin Scioneaux, WOF
 DB Demetrius McCray, APP
 DB Darius Eubanks, GSU
 DB J.J. Wilcox, GSU
 DB Jaquiski Tartt, SAM

Specialists

PK Cameron Yaw, SAM
 P Sam Martin, APP
 RS Jerodis Williams, FUR

2012

Media

Offense

QB Jamal Jackson, APP
 RB Steven Miller, APP
 RB Eric Breitenstein, WOF
 OL Mike Sellers, CIT
 OL Dakota Dozier, FUR
 OL Dorian Byrd, GSU
 OL Ryan Dudchock, SAM
 OL Jake Miles, WOF
 TE Colin Anderson, FUR
 WR Sean Price, APP
 WR Aaron Mellette, Elon

Defense

DL Ronald Blair, APP
 DL Brent Russell, GSU
 DL Nicholas Williams, SAM
 DL Davis Tull, UTC
 LB Jeremy Kimbrough, APP
 LB Wes Dothard, UTC
 LB Rock Williams, WCU
 DB Demetrius McCray, APP
 DB Troy Sanders, APP
 DB Jaquiski Tartt, SAM
 DB D.J. Key, UTC

Specialists

PK Cameron Yaw, SAM
 P Sam Martin, APP
 RS Jerodis Williams, FUR

2013

Coaches

Offense

QB Jacob Huesman, UTC
 RB Jerick McKinnon, GSU
 RB Fabian Truss, SAM
 OL Kendall Lamm, APP
 OL Dakota Dozier, FUR
 OL Dorian Byrd, GSU
 OL Kevin Revis, UTC
 OL Jared Singleton, WOF
 TE Faysal Shafaat, UTC
 WR Tony Washington, APP
 WR Kelsey Pope, SAM

Defense

DL Derek Douglas, CIT
 DL Gary Wilkins, FUR
 DL Davis Tull, UTC
 DL Tarek Odom, UTC
 LB Justin Shade, SAM
 LB Wes Dothard, UTC
 LB Alvin Scioneaux, WOF
 DB Brandon McCladdie, CIT
 DB D.J. Key, UTC
 DB Jaquiski Tartt, SAM
 DB Kadeem Wise, UTC

Specialists

PK Ray Early, FUR
 P Bentlee Critcher, APP
 RS Fabian Truss, SAM

#SoConFB

ALL-CONFERENCE TEAMS

SOCON

2013

Media

Offense

QB Andy Summerlin, SAM
RB Marcus Cox, APP
RB Jerick McKinnon, GSU
OL Dakota Dozier, FUR
OL Dorian Byrd, GSU
OL Kasey Morrison, SAM
OL Kevin Revis, UTC
OL Ty Gregory, WOF
TE Colin Anderson, FUR
WR Tony Washington, APP
WR Kelsey Pope, SAM

Defense

DL Justin Oxendine, CIT
DL Gary Wilkins, FUR
DL Davis Tull, UTC
DL Tarek Odom, WOF
LB Carl Rider, FUR
LB Justin Shade, SAM
LB Alvin Scioneaux, WOF
DB Greg Worthy, FUR
DB D.J. Key, UTC
DB Kadeem Wise, UTC
DB Jaquiski Tartt, SAM

Specialists

PK Ray Early, FUR
P Bentlee Critcher, APP
RS Fabian Truss, SAM

2014

Coaches

Offense

QB Jacob Huesman, UTC
RB Denzel Williams, SAM
RB Keon Williams, UTC
OL Sam Frye, CIT
OL Joe Turner, FUR
OL Gunnar Bromelow, SAM
OL Corey Levin, UTC
OL Anton Wahrby, WOF
TE Faysal Shafaat, UTC
WR Karel Hamilton, SAM
WR Spearman Robinson, WCU

Defense

DL Gary Wilkins, FUR
DL Derrick Lott, UTC
DL Davis Tull, UTC
DL Tarek Odom, WOF
LB Cory Magwood, FUR
LB Justin Cooper, SAM
LB Christon Gill, WCU
DB Jaquiski Tartt, SAM
DB Cedric Nettles, UTC
DB Dee Virgin, UTC
DB Ace Clark, WCU

Specialists

PK Henrique Ribeiro, UTC
P Greg Peranich, SAM
RS Chandler Curtis, MER

2014

Media

Offense

QB Jacob Huesman, UTC
RB Alex Lakes, MER
RB Keon Williams, UTC
OL Sam Frye, CIT
OL Jordan Boatright, SAM
OL Corey Levin, UTC
OL Jake Thornton, WCU
OL T.J. Chamberlain, WOF
TE Faysal Shafaat, UTC
WR Karel Hamilton, SAM
WR Spearman Robinson, WCU

Defense

DL Davis Tull, UTC
DL Gary Wilkins, FUR
DL Derrick Lott, UTC
DL Tarek Odom, WOF
LB Cory Magwood, FUR
LB Muhasibi Wakeel, UTC
LB Christon Gill, WCU
DB Jaquiski Tartt, SAM
DB Lucas Webb, UTC
DB Ace Clark, WCU
DB Trey Morgan, WCU

Specialists

PK Henrique Ribeiro, UTC
P Nick Pollard, UTC
RS Chandler Curtis, MER

2015

Coaches

Offense

QB Jacob Huesman, UTC
RB Derrick Craine, UTC
RB Detrez Newsome, WCU
OL Sam Frye, CIT
OL Joe Turner, FUR
OL Armando Bonheur, SAM
OL Corey Levin, UTC
OL Anton Wahrby, WOF
TE Tyler Sexton, WCU
WR Karel Hamilton, SAM
WR Aaron Sanders, VMI

Defense

DL Mitchell Jeter, CIT
DL Michael Pierce, SAM
DL Keionta Davis, UTC
DL Caleb Hawkins, WCU
LB Cory Magwood, FUR
LB Justin Cooper, SAM
LB Nakevion Leslie, UTC
DB Dee Delaney, CIT
DB Jamerson Blount, SAM
DB James Bradberry, SAM
DB Cedric Nettles, UTC

Specialists

PK Henrique Ribeiro, UTC
P Ian Berryman, WCU
RS Quinlan Washington, CIT
RS Dan Forlines, VMI

2015

Media

Offense

QB Jacob Huesman, UTC
RB Derrick Craine, UTC
RB Detrez Newsome, WCU
OL Sam Frye, CIT
OL Gunnar Bromelow, SAM
OL Synjen Herren, UTC
OL Corey Levin, UTC
OL Anton Wahrby, WOF
TE Tyler Sexton, WCU
WR Karel Hamilton, SAM
WR Aaron Sanders, VMI

Defense

DL Mitchell Jeter, CIT
DL Michael Pierce, SAM
DL Keionta Davis, UTC
DL Caleb Hawkins, WCU
LB Cory Magwood, FUR
LB Nakevion Leslie, UTC
LB Daniel Riddle, WCU
DB Dee Delaney, CIT
DB Trey Robinson, FUR
DB Jamerson Blount, SAM
DB Lucas Webb, UTC

Specialists

PK Anthony Pistelli, SAM
P Matt Shiel, MER
RS Dane Forlines, VMI

2016

Coaches

Offense

QB Devlin Hodges, SAM
RB Derrick Craine, UTC
RB Lorenzo Long, WOF
OL Nick Jeffreys, CIT
OL Isaiah Pinson, CIT
OL Corey Levin, UTC
OL Jacob Revis, UTC
OL Anton Wahrby, WOF
TE Ryan Swingle, VMI
WR Karel Hamilton, SAM
WR Andrej Suttles, FUR

Defense

DL Joe Crochet, CIT
DL Keionta Davis, UTC
DL Miles Brown, WOF
DL Tyler Vaughn, WOF
LB Shaheed Salmon, SAM
LB Dale Warren, UTC
LB Nakevion Leslie, UTC



Defensive back Dee Delaney of The Citadel earned first-team all-conference honors from the coaches and media in 2015 and 2016.

DB Dee Delaney, CIT
DB Kailik Williams, CIT
DB Omari Williams, SAM
DB Lucas Webb, UTC
Specialists
PK David Marvin, WOF
P Ian Berryman, WCU
RS DeAndre Schoultz, CIT

2016

Media

Offense

QB Devlin Hodges, SAM
RB Lorenzo Long, WOF
RB Tyler Renew, CIT
OL Nick Jeffreys, CIT
OL Isaiah Pinson, CIT
OL Bret Niederreither, MER
OL Corey Levin, UTC
OL Anton Wahrby, WOF
TE Ryan Swingle, VMI
WR Karel Hamilton, SAM
WR Terryon Robinson, WCU

Defense

DL Joe Crochet, CIT
DL Ahmad Gooden, SAM
DL Keionta Davis, UTC
DL Vantrel McMillan, UTC
DL Tyler Vaughn, WOF
LB Ryan Francis, VMI
LB Allan Cratsenberg, VMI
LB Nakevion Leslie, UTC
LB Tevin Floyd, CIT
DB Dee Delaney, CIT
DB Kailik Williams, CIT
DB Omari Williams, SAM
DB Jaleel Green, WOF

Specialists

PK David Marvin, WOF
P David Marvin, WOF
RS DeAndre Schoultz, CIT

2017

Coaches

Offense

QB Devlin Hodges, SAM
RB Antonio Wilcox, FUR
RB Detrez Newsome, WCU
OL Tyler Davis, CIT
OL Terrell Bush, FUR
OL Matthew Schmidt, FUR
OL Zach Weeks, WCU
OL Ross Demmel, WOF
TE Andy Schumpert, FUR
WR Kelvin McKnight, SAM

WR Terryon Robinson, WCU

Defense

DL Isaiah Buehler, MER
DL Ahmad Gooden, SAM
DL Miles Brown, WOF
DL Tyler Vaughn, WOF
LB Lee Bennett, MER
LB Shaheed Salmon, SAM
LB Tahjai Watt, WCU
DB Kailik Williams, CIT
DB Omari Williams, SAM
DB Lucas Webb, UTC
DB Marvin Tillman, WCU
DB Devin Watson, WOF

Specialists

PK Luke Carter, WOF
P Ian Berryman, WCU
RS Chandler Curtis, MER

2017

Media

Offense

QB Devlin Hodges, SAM
RB Detrez Newsome, WCU
RB Andre Stoddard, WOF
OL Tyler Davis, CIT
OL Terrell Bush, FUR
OL Matthew Schmidt, FUR
OL Roo Daniels, WOF
OL Ross Demmel, WOF
TE Andy Schumpert, FUR
WR Kelvin McKnight, SAM
WR Terryon Robinson, WCU

Defense

DL Nasir Player, ETSU
DL Isaiah Buehler, MER
DL Ahmad Gooden, SAM
DL Miles Brown, WOF
LB Lee Bennett, MER
LB Shaheed Salmon, SAM
LB Allan Cratsenberg, VMI
DB Aron Spann III, CIT
DB Omari Williams, SAM
DB Marvin Tillman, WCU
DB Devin Watson, WOF

Specialists

PK Luke Carter, WOF
P Ian Berryman, WCU
RS Chandler Curtis, MER

2018

Coaches

Offense

QB Devlin Hodges, SAM
RB Quay Holmes, ETSU

RB Andre Stoddard, WOF
OL Tyler Davis, CIT
OL Matt Pyke, ETSU
OL Bo Layton, FUR
OL Zach Weeks, WCU
OL Justus Basinger, WOF
TE Owen Cosenke, WCU
WR Kelvin McKnight, SAM
WR Bryce Nunnely, UTC

Defense

DL Nasir Player, ETSU
DL Ahmad Gooden, SAM
DL Isaiah Mack, UTC
DL Miles Brown, WOF
LB Noah Dawkins, CIT
LB Jared Folks, ETSU
LB Dylan Weigel, ETSU
DB Aron Spann III, CIT
DB Tyree Robinson, ETSU
DB Brandon Dowdell, UTC
DB Kareem Orr, UTC

Specialists

PK Grayson Atkins, FUR
P Matthew Campbell, CIT
RS Dejuan Bell, FUR

2018

Media

Offense

QB Devlin Hodges, SAM
RB Quay Holmes, ETSU
RB Andre Stoddard, WOF
OL Tyler Davis, CIT
OL Matt Pyke, ETSU
OL Austin Sanders, MER
OL Zach Weeks, WCU
OL Michael Ralph, WOF
OL Justus Basinger, WOF
TE Owen Cosenke, WCU
WR Kelvin McKnight, SAM
WR Bryce Nunnely, UTC

Defense

DL Joseph Randolph II, CIT
DL Nasir Player, ETSU
DL Ahmad Gooden, SAM
DL Isaiah Mack, UTC
DL Miles Brown, WOF
LB Dylan Weigel, ETSU
LB Adrian Hope, FUR
LB Mitchell Chancey, WCU
DB Jeremy Lewis, ETSU
DB Tyree Robinson, ETSU
DB Kareem Orr, UTC
DB Marvin Tillman, WCU
DB George Gbese, WOF

SOCONSPORTS.COM

Specialists

- PK Grayson Atkins, FUR
- P Matthew Campbell, CIT
- RS Dejuan Bell, FUR

2019

Coaches

Offense

- QB Joe Newman, WOF
- RB Ailym Ford, UTC
- RB Alex Ramsey, VMI
- OL Ben Blackmon, ETSU
- OL Bo Layton, FUR
- OL Nick Nixon, SAM
- OL Justus Basinger, WOF
- OL Blake Jeresaty, WOF
- TE Nate Adkins, ETSU
- WR Raleigh Webb, CIT
- WR Bryce Nunnally, UTC
- WR Jakob Herres, VMI

Defense

- DL Joseph Randolph II, CIT
- DL Nasir Player, ETSU
- DL Adrian Hope, FUR
- DL Devonnsa Maxwell, UTC
- LB Willie Eubanks III, CIT
- LB John Staton, SAM
- LB Jireh Wilson, WOF
- DB Artevius Smith, ETSU
- DB Bryan Okeh, FUR
- DB Brandon Dowdell, UTC
- DB A.J. Smith, VMI

Specialists

- PK Grayson Atkins, FUR
- P Matt Campbell, CIT
- RS David Durden, MER

2019

Media

Offense

- QB Joe Newman, WOF
- RB Devin Wynn, FUR
- RB Alex Ramsey, VMI
- OL Drew McEntyre, CIT
- OL Bo Layton, FUR

- OL Nick Nixon, SAM
- OL Justus Basinger, WOF
- OL Michael Ralph, WOF
- TE Chris James, UTC
- WR Bryce Nunnally, UTC
- WR Jakob Herres, VMI

Defense

- DL Joseph Randolph II, CIT
- DL Nasir Player, ETSU
- DL Devonnsa Maxwell, UTC
- DL Micheal Mason, WOF
- LB Willie Eubanks III, CIT
- LB John Staton, SAM
- LB Marshall Cooper, UTC
- LB Jireh Wilson, WOF
- DB Artevius Smith, ETSU
- DB Eric Jackson, MER
- DB Brandon Dowdell, UTC
- DB A.J. Smith, VMI
- DB JerMichael White, WCU

Specialists

- PK Grayson Atkins, FUR
- P Matt Campbell, CIT
- RS David Durden, MER

2020-21

Coaches

Offense

- QB Liam Welch, SAM
- RB Quay Holmes, ETSU
- RB Donnavan Spencer, WCU
- OL Tre'mond Shorts, ETSU
- OL Anderson Tomlin, FUR
- OL McClendon Curtis, UTC
- OL Marshall Gill, VMI
- OL Isaiah Helms, WCU
- TE Nate Adkins, ETSU
- WR Ty King, SAM
- WR Jakob Herres, VMI

Defense

- DL Armond Lloyd, SAM
- DL Devonnsa Maxwell, UTC
- DL Jordan Ward, VMI
- DL Micheal Mason, WOF
- LB Jared Folks, ETSU

- LB Willie Eubanks III, CIT
- LB Donovan Manuel, ETSU
- DB Tyree Robinson, ETSU
- DB Lance Wise, MER
- DB Chris Edmonds, SAM
- DB AJ Smith, VMI

Special teams

- PK Mitchell Fineran, SAM
- P Matt Campbell, CIT
- RS Montrell Washington, SAM

2020-21

Media

Offense

- QB Liam Welch, SAM
- RB Quay Holmes, ETSU
- RB Donnavan Spencer, WCU
- OL Haden Haas, CIT
- OL Tre'mond Shorts, ETSU
- OL Mike Williams, SAM
- OL Marshall Gill, VMI
- OL Nick Hartnett, VMI
- TE Ryan Miller, FUR
- WR Ty King, SAM
- WR Jakob Herres, VMI

Defense

- DL Dalton Owens, CIT
- DL Solomon Zubairu, MER
- DL Devonnsa Maxwell, UTC
- DL Micheal Mason, WOF
- LB Anthony Britton Jr., CIT
- LB Isaac Dowling, MER
- LB Stone Snyder, VMI
- DB Tyree Robinson, ETSU
- DB Darius Kearsse, FUR
- DB Lance Wise, MER
- DB Chris Edmonds, SAM

Special teams

- PK Mitchell Fineran, SAM
- P Matt Campbell, CIT
- RS Montrell Washington, SAM

2021

Coaches

Offense

- QB Liam Welch, SAM
- RB Quay Holmes, ETSU
- RB Jacob Saylor, ETSU
- RB Ailym Ford, UTC
- OL Tre'mond Shorts, ETSU
- OL Jason Poe, MER
- OL McClendon Curtis, UTC
- OL Cole Strange, UTC
- OL Nick Hartnett, VMI
- TE Ryan Miller, FUR
- WR Montrell Washington, SAM
- WR Raphael Williams, WCU

2022

Coaches

Offense

- QB Michael Hiers, SAM
- RB Jacob Saylor, ETSU
- RB Ailym Ford, UTC
- OL Joe Schreiber, ETSU
- OL Jacob Johanning, FUR
- OL Anderson Tomlin, FUR
- OL Pearson Toomey, FUR
- OL McClendon Curtis, UTC
- TE Ryan Miller, FUR
- WR Devron Harper, MER
- WR Ty James, MER

Defense

- DL Cameron Coleman, FUR
- DL Devonnsa Maxwell, UTC
- DL Jay Person, UTC
- DL Micheal Mason, WOF
- LB Chandler Martin, ETSU
- LB Ty Boeck, UTC
- LB Stone Snyder, VMI
- DB Aljah Huzzie, ETSU
- DB Hugh Ryan, FUR
- DB Kameron Brown, UTC
- DB Alex Oliver, Jr., VMI

Specialists

- PK Tyler Keltner, ETSU
- P Jack Culbreath, VMI
- LS Chandlor Mullins, ETSU
- RS Montrell Washington, SAM

- QB Liam Welch, SAM
- RB Quay Holmes, ETSU
- RB Ailym Ford, UTC
- OL Tre'mond Shorts, ETSU
- OL Anderson Tomlin, FUR
- OL Jason Poe, MER
- OL McClendon Curtis, UTC
- OL Cole Strange, UTC
- TE Ryan Miller, FUR
- WR Montrell Washington, SAM
- WR Raphael Williams, WCU

Defense

- DL Solomon Zubairu, MER
- DL Ben Brewton, UTC
- DL Devonnsa Maxwell, UTC
- DL Warren Dabney, VMI
- LB Jared Folks, ETSU
- LB Donovan Manuel, ETSU
- LB Stone Snyder, VMI
- DB Tyree Robinson, ETSU
- DB Lance Wise, MER
- DB Brandon Dowdell, UTC
- DB Jerrell Lawson, UTC

Specialists

- PK Jerry Rice, VMI
- P Matt Campbell, CIT
- LS Robert Soderholm, VMI
- RS Montrell Washington, SAM

2021

Media

Offense

- QB Liam Welch, SAM
- RB Quay Holmes, ETSU
- RB Jacob Saylor, ETSU
- RB Ailym Ford, UTC
- OL Tre'mond Shorts, ETSU
- OL Jason Poe, MER
- OL McClendon Curtis, UTC
- OL Cole Strange, UTC
- OL Nick Hartnett, VMI
- TE Ryan Miller, FUR
- WR Montrell Washington, SAM
- WR Raphael Williams, WCU

Defense

- DL Adrian Hope, FUR
- DL Solomon Zubairu, MER
- DL Devonnsa Maxwell, UTC
- DL Warren Dabney, VMI
- LB Donovan Manuel, ETSU
- LB Ty Boeck, UTC
- LB Stone Snyder, VMI
- DB Tyree Robinson, ETSU
- DB Lance Wise, MER
- DB Brandon Dowdell, UTC
- DB Jerrell Lawson, UTC

Specialists

- PK Tyler Keltner, ETSU
- P Jack Culbreath, VMI
- LS Chandlor Mullins, ETSU
- RS Montrell Washington, SAM

2022

Coaches

Offense

- QB Michael Hiers, SAM
- RB Jacob Saylor, ETSU
- RB Ailym Ford, UTC
- OL Joe Schreiber, ETSU
- OL Jacob Johanning, FUR
- OL Anderson Tomlin, FUR
- OL Pearson Toomey, FUR
- OL McClendon Curtis, UTC
- TE Ryan Miller, FUR
- WR Devron Harper, MER
- WR Ty James, MER

Defense

- DL Cameron Coleman, FUR
- DL Devonnsa Maxwell, UTC
- DL Jay Person, UTC
- DL Micheal Mason, WOF
- LB Chandler Martin, ETSU
- LB Ty Boeck, UTC
- LB Stone Snyder, VMI
- DB Aljah Huzzie, ETSU
- DB Hugh Ryan, FUR
- DB Kameron Brown, UTC
- DB Alex Oliver, Jr., VMI

Specialists

- PK Tyler Keltner, ETSU
- P Jack Culbreath, VMI
- LS Robert Soderholm, VMI
- RS Devron Harper, MER

- PK Tyler Keltner, ETSU
- P Jack Culbreath, VMI
- LS Robert Soderholm, VMI
- RS Devron Harper, MER

2022

Media

Offense

- QB Michael Hiers, SAM
- RB Jacob Saylor, ETSU
- RB Ailym Ford, UTC
- OL Jacob Johanning, FUR
- OL Anderson Tomlin, FUR
- OL John Thomas, MER
- OL Gavin Orr, SAM
- OL McClendon Curtis, UTC
- TE Ryan Miller, FUR
- WR Devron Harper, MER
- WR Chandler Smith, SAM

Defense

- DL Devonnsa Maxwell, UTC
- DL Jay Person, UTC
- DL KJ Milner, WCU
- DL Micheal Mason, WOF
- LB Chandler Martin, ETSU
- LB Isaac Dowling, MER
- LB Ty Boeck, UTC
- DB Aljah Huzzie, ETSU
- DB Hugh Ryan, FUR
- DB Kameron Brown, UTC
- DB Alex Oliver, VMI

Specialists

- PK Tyler Keltner, ETSU
- P Trey Turk, MER
- LS Robert Soderholm, VMI
- RS Devron Harper, MER



Samford quarterback Devlin Hodges earned first-team All-SoCon honors three times, taking the distinction from both the coaches and the media in 2016, 2017 and 2018.

#SoConFB

2008

Offense

Ben Jordan, Appalachian State
 Brian Quick, Appalachian State
 Asheton Jordan, The Citadel
 David Hendrix, Furman
 Tersoo Uhaa, Furman
 Adam Urbano, Georgia Southern
 Riley Hawkins, Samford
Dustin Taliaferro, Samford
 Zack Jaynes, Western Carolina
 Quan Warley, Western Carolina
 Eric Breitenstein, Wofford

Defense

Ed Gainey, Appalachian State
 Lanston Tanyi, Appalachian State
 Demontrelle Smith, The Citadel
 Joshua Jones, Elon
 Jordan Griffin, Furman
 Ryan Steed, Furman
 Dion Dubose, Georgia Southern
 Derek Heyden, Georgia Southern
 J.B. Shippy, Georgia Southern
 K.R. Snipes, Georgia Southern
 John Julien, Western Carolina

Specialists

Charlie Edwards, Georgia Southern
 Adrian Mora, Georgia Southern
 Blake Cain, Western Carolina

2009

Offense

Tommy Edwards, The Citadel
 Van Dyke Jones, The Citadel
 Miguel Starks, The Citadel
 Jeremy Peterson, Elon
 Jerry Williams, Furman
 Patrick Barker, Georgia Southern
 Jamere Valentine, Georgia Southern
 George Allers, Samford
 Charlie Sanford, Samford
 Chris Awuah, Chattanooga
Michael Johnson, Western Carolina

Defense

Michael Frazier, Appalachian State
 Justin Lloyd, Appalachian State
 Chris Billingslea, The Citadel
 Joseph Boateng, The Citadel
 Dale Riley, Elon
 Josh Lynn, Furman
 Nathan Wade, Furman
 Darius Eubanks, Georgia Southern
 Brent Russell, Georgia Southern
 Joshua Williams, Chattanooga
 SeQuan Stanley, Wofford

Specialists

Sam Martin, Appalachian State
 Adam Shreiner, Elon
 Cameron Yaw, Samford

2010

Offense

Terrance Martin, The Citadel
 Kierre Brown, Elon
 Dakota Dozier, Furman
 Robert Brown, Georgia Southern
 Dorian Byrd, Georgia Southern
 Kelsey Pope, Samford
 Quin Roberson, Samford
 Fabian Truss, Samford
 Marlon Anthony, Chattanooga
 Keon Williams, Chattanooga
 Deja Alexander, Western Carolina

Defense

Patrick Blalock, Appalachian State
 Derek Douglas, The Citadel
 Brandon Brant, Elon
 Shawn Boone, Furman
 Josh Gebhardt, Georgia Southern
 D.J. Key, Chattanooga
 Gunner Miller, Chattanooga
Kadeem Wise, Chattanooga

Randy Pressley, Western Carolina
 Mike McCrimon, Wofford
 James Zotto, Wofford

Specialists

Ray Early, Furman
 Kasey Redfern, Wofford
 Sidney Rhodes, Western Carolina

2011

Offense

Alex Acey, Appalachian State
 Aaron Miller, The Citadel
 Austin Sowell, Elon
 Charles Emert, Furman
 Manrey Saint Amour, Georgia Southern
Dominique Swope, Georgia Southern
 Kelvin Clay, Samford
 Marquis Green, Chattanooga
Terrell Robinson, Chattanooga
 Faysal Shafaat, Chattanooga
 Shaun Warren, Western Carolina

Defense

Ronald Blair, Appalachian State
 Doug Middleton, Appalachian State
 Rock Muhammad, The Citadel
 Jonathan Spain, Elon
 Tyreek Phillips, Furman
 Gary Wilkins, Furman
 Deion Stanley, Georgia Southern
 Josh Freeman, Chattanooga
 Keyon Reed, Chattanooga
 Davis Tull, Chattanooga
 Ace Clark, Western Carolina

Tarek Odem, Wofford

Specialists

Greg Peranich, Samford
 Nick Pollard, Chattanooga

2012

Offense

Shaq Counts, Appalachian State
 Malachi Jones, Appalachian State
Sean Price, Appalachian State
 Tracey Coppedge, Elon
 Reese Hannon, Furman
 Jordan Snellings, Furman
 Joe Turner, Furman
 Tony Philpot, Samford
 Jacob Huesman, Chattanooga
 Darius Ramsey, Western Carolina
 Troy Mitchell, Western Carolina

Defense

Stephen Burns, Appalachian State
 Davante Harris, Appalachian State
 Mitchell Jeter, The Citadel
 Mark Thomas, The Citadel
 Reggie Thomas, Furman
 Patrick Flowe, Georgia Southern
 James Bradberry, Samford
 Trey Wesley, Samford
 Sertonuse Harris, Western Carolina
 Jaleel Lorquet, Western Carolina

Specialists

Alex Hanks, Georgia Southern
 Gary Flowers, Wofford
 Danny LaMontagne, Furman

2013

Offense

Marcus Cox, Appalachian State
 B.J. Bennett, Elon
 Marcus Anderson, Furman
 Andrej Suttles, Furman
 Kevin Ellison, Georgia Southern
 Karel Hamilton, Samford

Derrick Craine, Chattanooga
 Corey Levin, Chattanooga
 Michael Helms Jr., Western Carolina
 Garry Lewis, Western Carolina
 Willie Police, Western Carolina
 Anton Wahrby, Wofford

Defense

Kennan Gilchrist, Appalachian State
 Alex Gray, Appalachian State
 John Law, Appalachian State
 Tevin Floyd, The Citadel
 John Silas, Elon
 Trey Robinson, Furman
 T.J. Warren, Furman
 Jared Holloway, Samford
 Keionta Davis, Chattanooga
 Bryson Jordan, Western Carolina
 Trey Morgan, Western Carolina

Specialists

Bentlee Critcher, Appalachian State
 David Petroni, Elon
 Younghoe Koo, Georgia Southern
 Warren Handrahan, Samford

2014

Offense

Cam Jackson, The Citadel
 Isiaha Smith, The Citadel
 P.J. Blazejowski, Furman
 Alex Lakes, Mercer
 Malik Johns, Samford
 Richardre Bagley, Chattanooga
 Jacob Revis, Chattanooga
 Hunter Townson, Chattanooga
Al Cobb, VMI
 Detrez Newsome, Western Carolina
 Davis Lenoir, Wofford

Defense

Dee Delaney, The Citadel
 Austin Barrett, Mercer
 Kyle Williams, Mercer
 Shaheed Salmon, Samford
 Tavon Lawson, Chattanooga
 Lucas Webb, Chattanooga
 Trevor Wright, Chattanooga
 Greg Sanders, VMI
 Derrick Davis, Western Carolina
 Daniel Riddle, Western Carolina
 Terrance Morris, Wofford
Specialists
 Jon Croft Hollingsworth, Furman
 Chandler Curtis, Mercer
 Detrez Newsome, Western Carolina
 David Marvin, Wofford

2015

Offense

Tyler Davis, The Citadel
 Evan McField, The Citadel
 Triston Luke, Furman
 Marquise Irvin, Mercer
 Jimmie Robinson, Mercer
 Sam Walker, Mercer
 Devlin Hodges, Samford
Kelvin McKnight, Samford
 Daunte Mauck, VMI
 Nathan Dalton, Western Carolina
 Zach Weeks, Western Carolina

Defense

Ken Allen, The Citadel
 Quinlan Washington, The Citadel
 Aaqil Annoor, Furman
 Jaylan Reid, Furman
 Isaiah Buehler, Mercer
 Ahmad Gooden, Samford



Western Carolina's Tyrie Adams was the SoCon Freshman of the Year in 2016. He finished fourth the Jerry Rice Award voting.

C.J. Fritz, Chattanooga
 Isaiah Mack, Chattanooga
 Montrell Pardue, Chattanooga
 Marvin Tillman, Western Carolina
 Miles Brown, Wofford

Specialists

Jimmie Robinson, Mercer
 Ian Berryman, Western Carolina
 Logan Howard, Western Carolina

2016

Offense

Drew McEntyre, The Citadel
 Ben Blackmon, ETSU
 Tim Coleman, Furman
 Thomas Gordon, Furman
 TaDarryl Marshall, Samford
 Nick Nixon, Samford
 Malcolm White, Chattanooga
 Javean Lara, VMI
 Daz Palmer, VMI

Tyrie Adams, Western Carolina

Walker Lanning, Western Carolina
 Aubrey Payne, Western Carolina

Defense

Khafari Buffalo, The Citadel
 Jason Maduafokwa, ETSU
 Nasir Player, ETSU
 Will Coneway, Mercer
 Eric Jackson, Mercer
 Dorian Kithcart, Mercer
 Jalen Nash, Samford
 George Gbese, Wofford
 Mikel Horton, Wofford
 DT Wilson, Wofford
 Jreh Wilson, Wofford

Specialists

Jacob Godek, The Citadel
 Colin Brewer, Chattanooga
 Connell Young, Western Carolina

2017

Offense

Jonathan Cole, The Citadel
 Jon Barrett Lewis, The Citadel
 Brandon Rainey, The Citadel
 Reed Kroeber, Furman
 Darius Morehead, Furman

Kaelan Riley, Mercer

Montrell Washington, Samford
 Mike Williams, Samford
 Cole Copeland, Chattanooga
 Kris Thornton, VMI

Donnavan Spencer, Western Carolina

Defense

Blake Bockrath, ETSU
 Reynard Ellis, Furman
 Elijah McKoy, Furman
 Malique Fleming, Mercer
 Sidney Otiwu, Mercer
 Koi Freeman, Samford
 Brett Granger, Samford
 Jerrell Lawson, Chattanooga
 A.J. Smith, VMI
 Michael Murphy, Western Carolina
 Deon Priestler, Wofford

Specialists

Grayson Atkins, Furman
 Brandon Dowdell, Chattanooga
 Victor Ulmo, Chattanooga

2018

Offense

Haden Haas, The Citadel
 Clay Harris, The Citadel
Quay Holmes, ETSU
 Jacob Saylor, ETSU
 Tremond Shorts, ETSU
 Corey Watkins, Furman

David Durden, Mercer
 Robert Riddle, Mercer
 DeMarcus Ware, Samford



Running back Quay Holmes finished third in the voting for the Jerry Rice Award in 2018, when he was the SoCon Freshman of the Year.

Marshall Gill, VMI
 Jakob Herres, VMI

Defense

Chris Beverly, The Citadel
 Mason Kinsey, The Citadel
 Adrian Hope, Furman
 Nathan East, Samford
 Nelson Jordan, Samford
 Jordan Montgomery, Samford
 Devonsha Maxwell, Chattanooga

Ethan Caselberry, VMI
 Brett Howell, VMI
 Colin Loftis, VMI

Ronald Kent Jr., Western Carolina

Specialists

Matthew Campbell, The Citadel
Quay Holmes, ETSU
 Dejuan Bell, Furman
 Mitchell Fineran, Samford

2019

Offense

Will Huzzie, ETSU
 Devin Abrams, Furman
 Wayne Anderson, Furman
 Darren Grainger, Furman
 Evan Jumper, Furman
 Yahsyn McKee, Mercer
 Jay Stanton, Samford
 A.J. Toney, Samford

Ailym Ford, Chattanooga

Leroy Thomas, VMI
 Jacquez Allen, Wofford

Defense

Hasan Black, The Citadel
 Donovan Manuel, ETSU
 Josh Agbenou, Furman
 Travis Blackshear, Furman
 Braden Gilby, Furman
 Richie Coffey, Mercer
 TriMarcus Cheeks, Samford
 Kameron Brown, Chattanooga
 Aljareek Malry, VMI

Keyvaun Cobb, Wofford
 Michael Hermes, Wofford

Specialists

Tyler Keltner, ETSU
 Caleb Dowden, Mercer
 Zach Lassiter, Mercer
 Julian Pletz, Western Carolina

2020-21

Offense

Ben Brockington, The Citadel
 Nathan Storch, The Citadel
 Brett Norman Jr., ETSU
 Noah West, ETSU
 Jacob Johanning, Furman
 Ethan Dirrim, Mercer
 Ty James, Mercer
 Carter Peevy, Mercer
 Cooper Frazier, Samford

Seth Morgan, VMI

Irvin Mulligan, Wofford

Defense

Carson Hatchett, The Citadel
 Di'Andre Davis, ETSU
 Max Evans, ETSU
 Alijah Huzzie, ETSU
 Nick Kuzemka, Furman
 Isaac Dowling, Mercer
 Noah Martin, Samford
 John Prince, Chattanooga
 Quay Wiggles, Chattanooga
 Alex Oliver, VMI
 Dorian Davis, Western Carolina
 Jaquarius Guinn, Western Carolina

Special teams

Chance Knox, VMI
 Jerry Rice, VMI
 Paxton Robertson, Western Carolina

2021

Offense

Tyler Cherry, The Citadel
 Joshua Harris, Furman
 Jace Wilson, Furman

Dylan Davis, Furman
 Jabari Brooks, Samford

Specialists

KeShawn Toney, Chattanooga
 Hunter Rice, VMI

Defense

Dominick Poole, The Citadel
 Zion Alexander, ETSU
 Dominic Morris, Furman
 Bryce Stanfield, Furman
 Savio Frazier, Mercer
 Reuben Lowery III, Chattanooga

Kandler Martin, VMI

Andreas Keaton, Western Carolina

Amir Annoor, Wofford
 Brandon Maina, Wofford
 Chuck Smith, Wofford

Specialists

Trey Turk, Mercer

2022

Offense

Tyzen Wilkerson, Mercer
 Bryce Goodner, Chattanooga
 Sam Phillips, Chattanooga
 Javin Whatley, Chattanooga
 Isaiah Lemmond, VMI
 Cole Gonzales, Western Carolina
 Censere Lee, Western Carolina

Desmond Reid, Western Carolina

Neyland Walker, Western Carolina
 Dylan Djete, Wofford
 Kyle Parsons, Wofford

Defense

Davion Hood, ETSU
 Alex Maier, Furman
 Caleb Williams, Furman
 Christian Hanson, Mercer
 Josh Battle, Chattanooga
 Alex Mitchell, Chattanooga
 Jahleel Porter, VMI
 Geoffrey Speight, VMI
 Samaurie Dukes, Western Carolina
 Hayward McQueen, Western Carolina
 Jalen Marshall, Wofford

Special teams

Trace Kelley, ETSU
 AJ Colombo, Western Carolina
 Bridger Jones, Wofford
 Kyle Parsons, Wofford

Freshman of the Year listed in bold italics

PLAYERS OF THE WEEK

In 1963, the Southern Conference began naming players of the week. The conference named a lineman and a back to honor each week.

1963

- S 14 L - Joe Kessel, UR
- B - Danny Donovan, FUR
- S 21 L - Joe Staub, VMI
- B - Bob Schweickert, VT
- S 28 L - Lynn Jones, VT
- B - Nick DiLoreto, CIT
- O 5 L - Vince Petno, CIT
- B - Dick Drummond, GWU
- O 12 L - Tommy Marvin, VT
- B - Jerry Yost, WVU
- O 19 L - John Gettys, FUR
- B - Bob Schweickert, VT
- O 26 L - Charlie Cole, VMI
- B - Merv Holland, GWU
- N 2 L - Steve Kush, WVU
- B - Bob Schweickert, VT
- N 9 L - Craig Smith, WM
- B - Ronnie Smith, UR
- N 16 L - Burton Mack Rodgers, VT
- B - Charlie Weaver, WM
- N 28 L - Bill Welsh, VMI
- B - Bob Schweickert, VT

1964

- S 19 L - Joe Missar, CIT
- B - Chuck Albertson, WM
- S 26 L - John Hilton, UR
- B - Steve Heckard, DAV
- O 3 L - Joe Missar, CIT
- B - Steve Welpott, GWU
- O 10 L - Tim Crawford, FUR
- B - Bob Schweickert, VT
- O 17 L - Milt Clegg, WVU
- B - Ronnie Smith, UR
- O 24 L - Ken Whitley, VT
- B - Bob Schweickert, VT
- O 31 L - Doug McNeil, GWU
- B - Allen McCune, WVU
- N 7 L - Don Young, WVU
- B - Bob Schweickert, VT
- N 14 L - Mitch Foster, CIT
- B - Allen McCune, WVU
- N 21 L - Milt Clegg, WVU
- B - Allen McCune, WVU
- N 26 L - Jeff Craig, WM
- B - Sonny Utz, VT

1965

- S 18 L - Pack Hindsley, DAV
- B - Mike Holloran, GWU
- S 26 L - George Pearce, WM
- B - Allen McCune, WVU
- O 2 L - Walker Kimbell, FUR
- B - Garrett Ford, WVU
- O 9 L - George Pearce, WM
- B - Bill Bailey, ECU
- O 16 L - John Turner, VMI
- B - Dan Darragh, WM
- O 23 L - George Pearce, WM
- B - George Richardson, ECU
- O 30 L - Tony Buccino, WM
- B - Bob Buzzell, FUR
- N 6 L - Ernie Wheeler, WVU
- B - Hill Ellett, VMI
- N 13 L - John McPaul, ECU
- B - Dusty Chichester, FUR
- N 20 L - George Pearce, WM
- B - Dick Lethridge, WVU
- N 25 L - Pack Hindsley, DAV
- B - Hill Ellett, VMI

1966

- S 17 L - Don Taylor, VMI
- B - Jimmy Poole, DAV
- S 24 L - Robbie Hahn, FUR
- B - Garrett Ford, WVU
- O 1 L - Kevin Moran, ECU
- B - Steve Molnar, GWU
- O 8 L - Kenneth Doyen, GWU
- B - Dan Darragh, WM
- O 15 L - Adin Brown, WM

- O 22 L - Paul Janssen, GWU
- B - Larry Zunich, UR
- O 29 L - Joe Neilson, WM
- B - Jim Secret, WVU
- N 5 L - John Mallory, WVU
- B - Jimmy Poole, DAV
- N 12 L - Chuck Albertson, WM
- B - Jay Goolsby, CIT
- N 19 L - Terry O'Toole, WM
- B - Dan Darragh, WM

In 1967, the Southern Conference changed the player-of-the-week format to honor an offensive and defensive player each week.

1967

- S 9 O - Ken Juskowich, WVU
- D - Chip Young, WM
- S 16 O - Charlie Bishop, VMI
- D - Dick Collins, FUR
- S 23 O - Kerry Keith, DAV
- D - George Wheeler, ECU
- S 30 O - Jim Friedl, CIT
- D - Wayne Collins, UR
- O 7 O - Dan Darragh, WM
- D - Joe Isaac, CIT
- O 14 O - Ted Zychowski, WM
- D - Pat Turchetta, UR
- O 21 O - Dan Darragh, WM
- D - Danny Williamson, WVU
- O 28 O - Jay Goolsby, CIT
- D - Harvey Bauguess, FUR
- N 4 O - Clyde Howell, FUR
- D - George Wheeler, ECU
- N 11 O - Robbie Hahn, FUR
- D - Kerr Kump, VMI
- N 18 O - Joe Kellum, UR
- D - Harvey Bauguess, FUR

1968

- S 14 O - Jimmy Adkins, ECU
- D - Winston Whitehead, UR
- S 21 O - Jimmy Jordan, FUR
- D - Burt Waite, WM
- S 28 O - Jim McMillan, CIT
- D - Pat Turchetta, UR
- O 5 O - Gordon Slade, DAV
- D - Paul Fraim, VMI
- O 12 O - Gordon Slade, DAV
- D - Dick Irvin, UR
- O 19 O - Buster O'Brien, UR
- D - Jim Rathbun, CIT
- O 26 O - Mike Kelly, DAV
- D - Dave Holland, WM
- N 2 O - Terry Morton, WM
- D - John Kenerleder, FUR
- N 9 O - Buster O'Brien, UR
- D - John Griffin, VMI
- N 16 O - Tony Passander, CIT
- D - Buster O'Brien, UR
- D - Ken Diaz, CIT
- N 30 O - Walker Gillette, UR
- D - Jim Flowe, ECU

1969

- S 20 O - Walker Gillette, UR
- D - Chuck Cross, FUR
- S 27 O - Ed Terry, DAV
- D - Dave Holland, WM
- O 4 O - Tony Passander, CIT
- D - Dick Irvin, UR
- O 11 O - Gordon Slade, DAV
- D - Ken Thorough, DAV
- O 18 O - Charlie Richards, UR
- D - Steve Butler, DAV
- O 25 O - Tony Passander, CIT
- D - Jim Lee, CIT
- N 1 O - Walker Gillette, UR
- D - Pat Turchetta, UR
- N 8 O - Gordon Slade, DAV
- D - Ken Thorough, DAV
- N 15 O - George Hannan, DAV
- D - Dick Irvin, UR
- N 22 O - Butch Colson, ECU
- D - Mel Medved, UR

1970

- S 12 O - Charlie Richards, UR
- D - Jerry Acuff, VMI
- S 19 O - Bob Herb, WM
- D - George Whitley, ECU
- S 26 O - Bob Duncan, CIT
- D - Ken Thorough, DAV
- O 3 O - Phil Mosser, WM
- D - Rich Peeler, ECU
- O 10 O - Pat Carroll, FUR
- D - Jeff Varnadoe, CIT
- O 17 O - Steve Crislip, FUR
- D - Wally Ake, WM
- O 24 O - Charlie Richards, UR
- D - Jimmy King, CIT
- O 31 O - Mike Mikolayunas, DAV
- D - John Barelli, UR
- N 7 O - Phil Mosser, WM
- D - Mike Mills, ECU
- N 14 O - Bob Herb, WM
- D - Chuck Cross, FUR
- N 21 O - Steve Regan, WM
- D - Jeff Varnadoe, CIT

1971

- S 11 O - Phil Mosser, WM
- D - Woody Montgomery, DAV
- S 18 O - Mac Bowman, VMI
- D - Paul Scolaro, WM
- S 25 O - Brian Baima, CIT
- D - Pat Kelly, UR
- O 2 O - Dennis Cambal, WM
- D - Robin Hogue, ECU
- O 9 O - Phil Mosser, WM
- D - Monty Kiernan, ECU
- O 16 O - Ken Nichols, UR
- D - Mike Fabian, FUR
- O 23 O - Billy Wallace, ECU
- D - Jeff Varnadoe, CIT
- O 30 O - John Gargano, WM
- D - David Knight, WM
- D - Jack Patterson, ECU
- N 6 O - John Casazza, ECU
- D - Monty Kiernan, ECU
- N 13 O - Billy Meyers, UR
- D - Keith Dooley, UR
- N 20 O - Ken Nichols, UR
- D - John Nugent, UR

1972

- S 9 O - Doug Gerhart, WM
- D - Woody Montgomery, DAV
- S 16 O - Greg Troupe, ECU
- D - Allan Melton, CIT
- S 23 O - Carl Summerell, ECU
- D - Rusty Markland, ECU
- S 30 O - Bill Deery, WM
- D - Bob Loprete, UR
- O 7 O - Carlester Crumpler, ECU
- D - Eddie Womack, DAV
- O 14 O - Dave Ingold, DAV
- D - Norman Seabrooks, CIT
- O 21 O - Billy Meyers, UR
- D - Ron Reynolds, APP
- O 28 O - David Knight, WM
- D - Danny Kepley, ECU
- N 4 O - Mac Bowman, VMI
- D - Mark Shelton, UR
- N 11 O - Carlester Crumpler, ECU
- D - Terry Stoughton, ECU
- N 18 O - Billy Meyers, UR
- D - Phil Upton, VMI

1973

- S 8 O - Tom Waechter, WM
- D - Rusty Holt, CIT
- S 15 O - Harry Lynch, CIT
- D - Kenny Moore, ECU
- S 22 O - Dick Pawlewicz, WM
- D - Vic Moye, UR
- S 29 O - Bob Allen, UR
- D - Gary Godette, ECU
- O 6 O - Bill Deery, WM
- D - Gene Williams, VMI
- O 13 O - Harry Knight, UR

- D - Jim Roberts, CIT
- O - David Harper, DAV
- D - Pat Kelly, UR
- O 27 O - David Harper, DAV
- D - David Webb, APP
- N 3 O - Carlester Crumpler, ECU
- D - Gary Niklason, ECU
- N 10 O - Carl Summerell, ECU
- D - Danny Kepley, ECU
- N 17 O - Carlester Crumpler, ECU
- D - Ed Amrhein, UR

1974

- S 14 O - Harry Knight, UR
- D - Brian Ruff, CIT
- S 21 O - Bill Deery, WM
- D - Danny Kepley, ECU
- S 28 O - Ronnie Moore, VMI
- D - Curtis Boyd, FUR
- O 5 O - Andrew Johnson, CIT
- D - John Willison, VMI
- O 12 O - Charles Elvington, FUR
- D - Phil Upton, VMI
- O 19 O - Jerry Harmon, APP
- D - Fred Snipes, APP
- O 26 O - Ken Strayhorn, ECU
- D - Brian Ruff, CIT
- N 2 O - Joe Parker, APP
- D - Mike Copley, UR
- N 9 O - Harry Knight, UR
- D - Mike Copley, UR
- N 16 O - Andrew Johnson, CIT
- D - Julius Thomas, APP
- N 23 O - Bill Deery, WM
- D - Phil Upton, VMI

1975

- S 13 O - Emmitt Hamilton, APP
- D - Glen Jones, VMI
- S 20 O - Calvin Simon, APP
- D - Julius Thomas, APP
- S 27 O - Ronnie Moore, VMI
- D - Brian Ruff, CIT
- O 4 O - Dave Taylor, UR
- D - Gilbert Rossie, APP
- O 11 O - Larry Robinson, FUR
- D - Brian Ruff, CIT
- O 18 O - Emmitt Hamilton, APP
- D - Mike Andrus, UR
- O 25 O - Mike Weaver, ECU
- D - Jim Bolding, ECU
- N 1 O - John Palazeti, UR
- D - Harold Fort, ECU
- N 8 O - Robbie Price, APP
- D - Dickie Carey, UR
- N 15 O - Joe Summral, CIT
- D - Brian Ruff, CIT
- N 22 O - Tom Rozantz, WM
- D - Jim Ryan, WM

1976

- S 11 O - Jim Krus, WM
- D - Brian Ruff, CIT
- S 18 O - Keith Fimian, WM
- D - Joe Agee, WM
- S 25 O - Raymond Jones, ECU
- D - Ralph Ferguson, CIT
- O 2 O - Tom Rozantz, WM
- D - Gerald Hall, ECU
- O 9 O - Pete Conaty, ECU
- D - Greg James, CIT
- O 16 O - Jim Krus, WM
- D - Brian Ruff, CIT
- O 23 O - Tom Rozantz, WM
- D - Brian Ruff, CIT
- O 30 O - Scott McConnell, APP
- D - Greg Arnett, VMI
- N 6 O - Tom Rozantz, WM
- D - Reggie Pinkney, ECU
- N 13 O - Larry Robinson, FUR
- D - Scott Hays, WM
- N 20 O - Mike Weaver, ECU
- D - Harold Randolph, ECU

1977

- S 10 O - Craig Jones, VMI

- S 17 D – Kenny Mitchell, UTC
O – C.W. Geiger, MAR
D – Ronnie Pusey, UTC
- S 24 O – Mike Pusey, WCU
D – Joey Brison, MAR
- O 1 O – Emmitt Hamilton, APP
D – Pat Murphy, APP
- O 8 O – Andre Gibson, VMI
D – no nominations
- O 15 O – David Henderson, FUR
D – Gary McNeal, VMI
- O 22 O – Wayne Tolleson, WCU
D – Bobby Church, FUR
- O 29 O – Tony Meredino, UTC
D – Ricky Smith, WCU
- N 5 O – Robby Clark, VMI
D – Kenny Caldwell, CIT
- N 12 O – Darrell Lipford, WCU
D – Tony Starks, CIT
- N 19 O – Mike Pusey, WCU
D – Felix Hooks, CIT

1978

- S 9 O – Mike Pusey, WCU
D – George Elliott, MAR
- S 16 O – Steve Brown, APP
D – Kurt Woerner, UTC
- S 23 O – Mark Slawson, CIT
D – Pat Murphy, APP
- S 30 O – Steve Brown, APP
D – Ty Smith, WCU
- O 7 O – Tony Merendino, UTC
D – Kenny Caldwell, CIT
- O 14 O – Jeff Norman, WCU
D – Mike Alston, VMI
- O 21 O – Eddie Estes, APP
D – John Creager, UTC
- O 28 O – David Henderson, FUR
D – Thomas Gunn, WCU
- N 4 O – Gerald Harp, WCU
D – Ty Smith, WCU
- N 11 O – Mark Stowers, FUR
D – Scott Wages, CIT
- N 18 O – Scott McConnell, APP
D – Jerry Scott, FUR

1979

- S 8 O – Gwain Durden, UTC
D – John Strong, WCU
- S 15 O – Mike Pusey, WCU
D – Willis Yates, UTC
- S 22 O – Gwain Durden, UTC
D – Scott Wages, CIT
- S 29 O – Tim Russell, CIT
D – Ricky Smith, WCU
- O 6 O – Floyd Allen, VMI
D – John Creager, UTC
- O 13 O – Mark Hutsell, ETSU
D – Ron Phillips, ETSU
- O 20 O – Stump Mitchell, CIT
D – Jeff Snipes, FUR
- O 27 O – Floyd Allen, VMI
D – Charles Stein, ETSU
- N 3 O – Tim Sorrells, FUR
D – Al McCloud, UTC
- N 10 O – Mike Smith, UTC
D – Bruce Gheesling, FUR
- N 17 O – Tim Russell, CIT
D – Eddie Estes, WCU

1980

- S 6 O – Rick Beasley, APP
D – Bruce Kitchen, VMI
- S 13 O – Mike Glenn, FUR
D – Melvin Rucker, VMI
- S 20 O – Gwain Durden, UTC
D – Richard Ward, UTC
- S 27 O – Steve Brown, APP
D – Sedrick Brown, CIT
- O 4 O – Stump Mitchell, CIT
D – Willis Yates, UTC
- O 11 O – Stump Mitchell, CIT
D – Steve O'Neill, FUR
- O 8 O – Joe Burke, UTC
D – Kris Timmons, VMI
- O 25 O – Steve Bishop, FUR

- N 1 D – Kevin Morgan, FUR
O – Tim Sorrells, FUR
D – Bruce Gheesling, FUR
- N 8 O – Stump Mitchell, CIT
D – Jesse Bandy, MAR
- N 15 O – Ron Mixon, WCU
D – Melvin Rucker, VMI
- N 22 O – Tony Jackson, UTC
D – Jeff Snipes, FUR

1981

- S 12 O – Floyd Allen, VMI
D – Jim Devine, MAR
- S 19 O – Stan Goodson, APP
D – Les Dunnaville, VMI
- S 26 O – Danny Miller, CIT
D – Bruce Gheesling, FUR
- O 3 O – Steve Woods, UTC
D – Mike Smith, ETSU
- O 10 O – Stanford Jennings, FUR
D – Bruce Gheesling, FUR
- O 17 O – Scott Nault, ETSU
D – Willis Yates, UTC
- O 24 O – Floyd Allen, VMI
D – Johnny Williams, WCU
- O 31 O – Ron Mixon, WCU
D – Steve Kurtz, UTC
- N 7 O – Larry Fourqurean, MAR
D – Bruce Gheesling, FUR
- N 14 O – Anthony James, WCU
D – Melvin Rucker, VMI
- N 21 O – Byron Walker, CIT
D – Melvin Rucker, VMI

1982

- S 4 O – Larry Fourqurean, MAR
D – Glenn Bates, MAR
- S 11 O – Tom Radle, VMI
D – Nathan Williams, WCU
- S 18 O – Dean Biasucci, WCU
D – Gib McEachran, FUR
- S 25 O – Jack Teichmann, UTC
D – Kenny Washington, UTC
- O 2 O – Stan Goodson, APP
D – John Zemina, FUR
- O 9 O – Gerald Toney, CIT
D – Ernest Gibson, FUR
- O 16 O – Anthony James, WCU
D – Billy Hall, FUR
- O 23 O – Anthony James, WCU
D – Shannon DePew, ETSU
- O 30 O – Stan Goodson, APP
D – Richard Dukes, WCU
- N 6 O – Artis Edwards, UTC
D – Glenn Bates, MAR
- N 13 O – Stanford Jennings, FUR
D – Barry Smith, VMI
- N 20 O – Jerry Butler, ETSU
D – Shannon DePew, ETSU

1983

- S 3 O – Bill Van Aman, APP
D – Joel Carter, APP
- S 10 O – Robert Hill, CIT
D – Gary Zingler, ETSU
- S 17 O – Stanford Jennings, FUR
D – David McCrary, UTC
- S 24 O – Robert Hill, CIT
D – Troy Phillips, FUR
- O 1 O – Randy Joyce, APP
D – Richard Dukes, WCU
- O 8 O – Larry Fourqurean, MAR
D – Glenn Richardson, UTC
- O 15 O – Ralph Potter, UTC
D – Mark Bridgeman, FUR
- O 22 O – David Charpia, FUR
D – George Milton, CIT
- O 29 O – Jack Borders, FUR
D – Ricky Pate, WCU
- N 5 O – David Charpia, FUR
D – Miles Nicholson, WCU
- N 12 O – Herman Jacobs, ETSU
D – Mark Bridgeman, FUR
- N 19 O – Leonard Williams, WCU
D – Buck Coatney, FUR

1984

- S 1 O – Robbie Gardner, FUR
D – Rock Hurst, FUR
- S 8 O – Jerry Butler, ETSU
D – Louis Cooper, WCU
- S 15 O – Carl Fodor, MAR
D – Rock Hurst, FUR
- S 22 O – Carl Fodor, MAR
D – Tiger Greene, WCU
- S 29 O – Artis Edwards, UTC
D – Glenn Richardson, UTC
- O 6 O – Jeff Gilbert, WCU
D – David Ferrell, ETSU
- O 13 O – Robert Surratt, MAR
D – Jerome Norris, FUR
- O 20 O – Robert Hill, CIT
D – Dino Hackett, APP
- O 27 O – Jeff Gilbert, WCU
D – Tiger Greene, WCU
- N 3 O – Robbie White, ETSU
D – Gary Zingler, ETSU
- N 10 O – Mitch Fontenot, UTC
D – David McCrary, UTC
- N 17 O – John Settle, APP
D – Phillip Aldridge, UTC

1985

- S 7 O – John Settle, APP
D – Glenn Richardson, UTC
- S 14 O – Tim Sanders, APP
D – Todd Brown, MAR
- S 21 O – John Settle, APP
D – Dino Hackett, APP
- S 28 O – Bobby Lamb, FUR
D – Dino Hackett, APP
- O 5 O – Alan Evans, UTC
D – John Ceglie, MAR
- O 12 O – Bobby Lamb, FUR
D – Mike Mayo, VMI
- O 19 O – Brian Jager, FUR
D – Phillip Aldridge, UTC
- O 26 O – Al Comer, VMI
D – Dino Hackett, APP
- N 2 O – Tim Couch, UTC
D – Joel Thompson, CIT
- N 9 O – John Settle, APP
D – Dino Hackett, APP
- N 16 O – Tim Couch, UTC
D – Chris Melick, APP
- N 23 O – Bobby Lamb, FUR
D – Dino Hackett, APP

1986

- S 6 O – John Settle, APP
D – Jeff Blankenship, FUR
- S 13 O – Willie Perkins, WCU
D – Darryl Gardner, FUR
- S 20 O – Herman Jacobs, ETSU
D – Tim Stepp, FUR
- S 27 O – Keith Moore, FUR
D – Darryl Gardner, FUR
- O 4 O – John Settle, APP
D – Rick Harris, ETSU
- O 11 O – David Brown, VMI
D – Kenny Blacknell, APP
- O 18 O – Tony Petersen, MAR
D – Everett Spellman, WCU
- O 25 O – John Settle, APP
D – Kenny Peebles, WCU
- N 1 O – Mike Barber, MAR
D – Stan Hall, MAR
- N 8 O – John Settle, APP
D – Junior Jackson, UTC
- N 15 O – Kirk Roach, WCU
D – Albert English, ETSU
- N 22 O – Mark Stock, VMI
D – Darryl Gardner, FUR

1987

- S 5 O – Jeff Morgan, ETSU
D – David Freeland, APP
- S 12 O – Chris Speaks, FUR
D – Jerome Merrill, UTC
- S 19 O – Tony Petersen, MAR
D – J.D. Cauthen, CIT
- S 26 O – Stan Nix, UTC

- O 3 O – Scott Arant, WCU
D – John Bagwell, FUR
- O 10 O – Julius Dixon, FUR
D – Tony Petersen, MAR
- O 17 O – Kelly Smith, FUR
D – Mark Smith, WCU
- O 24 O – Reggie Solomon, UTC
D – Tim Sanders, APP
- O 31 O – Leonard Lee, APP
D – Tommy Burriss, CIT
- N 7 O – Mark Snyder, MAR
D – Jeff Morgan, ETSU
- N 14 O – Anthony Downs, APP
D – Tony Petersen, MAR
- N 21 O – Ken Green, MAR
D – Steve Colwell, UTC
D – Everett Spellman, WCU

In 1988, the Southern Conference began honoring a freshman of the week in addition to the offensive and defensive players of the week.

1988

- S 3 O – Bobby Fuller, APP
D – Rick Harris, ETSU
F – Dewey Klein, MAR
- S 10 O – Gene Brown, CIT
D – Willie Greenway, UTC
F – Mark Williams, ETSU
- S 17 O – Darryl Jackson, WCU
D – Geno Segars, WCU
F – Dewey Klein, MAR
- S 24 O – Gene Brown, CIT
D – Troy Boeck, UTC
F – Michael Bryant, MAR
- O 1 O – Gene Brown, CIT
D – Mike Lowman, UTC
F – Jackie Washington, UTC
- O 8 O – John Gregory, APP
D – Mike Frier, MAR
F – Scott Council, VMI
- O 15 O – Mike Barber, MAR
D – Pete Long, CIT
F – Michael Bryant, MAR
- O 22 O – Sean Doctor, MAR
D – Nick McKnight, MAR
F – Rocky Clay, APP
- O 29 O – Frankie DeBusk, FUR
D – Jeff Barnes, VMI
F – Dewey Klein, MAR
- N 5 O – Adrian Johnson, CIT
D – Jeff Blankenship, FUR
F – Lance Redding, APP
- N 12 O – Gene Brown, CIT
D – Jeff Blankenship, FUR
F – Vince Carelli, UTC
- N 19 O – Bobby Fuller, APP
D – Wayne Purcell, VMI
F – Scott Council, VMI

1989

- S 2 O – John Gregory, MAR
D – Larry Huffman, MAR
F – D.J. Campbell, APP
- S 9 O – Ritchie Melchor, APP
D – Keith Collins, APP
F – Harold Alexander, APP
- S 16 O – George Searcy, ETSU
D – Terrell Wagner, WCU
F – Tony Scales, VMI
- S 23 O – James Roberts, UTC
D – Junior Jackson, UTC
F – James Roberts, UTC
- S 30 O – George Searcy, ETSU
D – Junior Jackson, UTC
F – Anthony Smith, APP
- O 7 O – Frankie DeBusk, FUR
D – Gary Dandridge, APP
F – Al Ellis, APP
- O 14 O – George Searcy, ETSU
D – Chris Roper, FUR
F – James Roberts, UTC
- O 21 O – John Gregory, MAR
D – Junior Jackson, UTC
F – James Roberts, UTC
- O 28 O – Ritchie Melchor, APP

PLAYERS OF THE WEEK

- D – Kelly Fletcher, FUR
 - F – D.J. Campbell, APP
 - N 4** O – D.J. Campbell, APP
 - D – Kevin Kendrick, FUR
 - F – D.J. Campbell, APP
 - N 11** O – John Gregory, MAR
 - D – Raymond Flowers, VMI
 - F – Raymond Flowers, VMI
 - N 18** O – Frankie DeBusk, FUR
 - D – Dwayne Pelham, APP
 - F – Dewayne Arkadie, VMI
- 1990**
- S 1** O – Michael Payton, MAR
 - D – Donahue Stephenson, MAR
 - F – Butch Jennings, VMI
 - S 8** O – Jack Douglas, CIT
 - D – J.J. Davis, CIT
 - F – Kevin Thigpen, WCU
 - S 15** O – Tony Scales, VMI
 - D – Shingo Weems, UTC
 - F – Derrick Hollins, ETSU
 - S 22** O – Kevin Thigpen, WCU
 - D – J.J. Davis, CIT
 - F – Kevin Thigpen, WCU
 - S 29** O – Ricardo Clark, MAR
 - D – Rico Mack, APP
 - F – Donahue Stephenson, MAR
 - O 6** O – Carl Tremble, FUR
 - D – Brance Draine, UTC
 - F – Bobby Acree, UTC
 - O 13** O – Tony Scales, VMI
 - D – Shingo Weems, UTC
 - F – Derrick Hollins, ETSU
 - O 20** O – Jack Douglas, CIT
 - D – Lester Smith, CIT
 - F – Maurice Kelly, ETSU
 - O 27** O – Jack Douglas, CIT
 - D – Kevin Kendrick, FUR
 - F – Derrick Hollins, ETSU
 - N 3** O – Derrick Hollins, ETSU
 - D – Joe Chirico, MAR
 - F – Derrick Hollins, ETSU
 - N 10** O – Glen Connally, FUR
 - D – Allen Edwards, FUR
 - F – Shingo Weems, UTC
 - N 17** O – Carl Tremble, FUR
 - D – Rico Mack, APP
 - F – Johnny Smith, APP
- 1991**
- 8/31** O – James Roberts, UTC
 - D – Harold Alexander, APP
 - F – Kerry Hayes, WCU
 - S 7** O – Tony Scales, VMI
 - D – Charles McGregor, MAR
 - F – Tim Williams, VMI
 - S 14** O – Tony Scales, VMI
 - D – Steve Wilks, APP
 - F – Chip Hooks, APP
 - S 21** O – Shoun Habersham, UTC
 - D – Jackie Washington, UTC
 - F – Kerry Hayes, WCU
 - S 28** O – Chip Hooks, APP
 - D – Dewayne Arkadie, VMI
 - F – Chip Hooks, APP
 - O 5** O – Hugh Swilling, FUR
 - D – Rico Mack, APP
 - F – Nate Abraham, APP
 - O 12** O – Michael Payton, MAR
 - D – Lester Smith, CIT
 - F – Chip Hooks, APP
 - O 19** O – Kevin Thigpen, WCU
 - D – Avery Hall, APP
 - F – Kerry Hayes, WCU
 - O 26** O – Kenyon Earl, UTC
 - D – David Masterson, UTC
 - F – Todd Donnan, MAR
 - N 2** O – Jack Douglas, CIT
 - D – David Brodsky, CIT
 - F – Roger Johnson, MAR
 - N 9** O – Michael Payton, MAR
 - D – Albert Luke, UTC
 - F – Roger Johnson, MAR
 - N 16** O – Michael Payton, MAR
 - D – Ryan Livezey, FUR

- F – Chip Hooks, APP
 - N 23** O – Troy Brown, MAR
 - D – David Russinko, CIT
 - F – Roger Johnson, MAR
- 1992**
- S 5** O – Jerry Ellison, UTC
 - D – Judson Boehmer, CIT
 - F – Pat Crust, ETSU
 - S 12** O – Troy Brown, MAR
 - D – Lester Smith, CIT
 - F – Chris Parker, MAR
 - S 19** O – Everette Sands, CIT
 - D – Shannon King, MAR
 - F – Terry Tucker, VMI
 - S 26** O – Everette Sands, CIT
 - D – Avery Hall, APP
 - F – Marlon Anderson, VMI
 - O 3** O – Everette Sands, CIT
 - D – Milan Sterling, FUR
 - F – Gabe Berry, ETSU
 - O 10** O – Michael Payton, MAR
 - D – William King, MAR
 - F – Willie McLain, APP
 - O 17** O – Lonnie Galloway, WCU
 - D – William King, MAR
 - F – Wes Greenwell, WCU
 - O 24** O – Craig Aiken, WCU
 - D – Ahren Self, CIT
 - F – Jim Richter, FUR
 - O 31** O – Lonnie Galloway, WCU
 - D – Julius Grant, WCU
 - F – Ricky Carter, MAR
 - N 7** O – Michael Payton, MAR
 - D – Sean Swoope, APP
 - F – Ricky Carter, MAR
 - N 14** O – Carl Tremble, FUR
 - D – Tom Bodine, WCU
 - F – Byron Turner, MAR
 - N 21** O – Carl Tremble, FUR
 - D – Avery Hall, APP
 - F – Marlon Anderson, VMI
- 1993**
- S 4** O – Jim Richter, FUR
 - D – Andre Worrell, FUR
 - F – Larry Bell, ETSU
 - S 11** O – Chris Parker, MAR
 - D – Alex Mash, GSU
 - F – Nakia Thomas, ETSU
 - S 18** O – Kenyon Earl, UTC
 - D – William King, MAR
 - F – Dexter Coakley, APP
 - S 25** O – C.J. Haynes, CIT
 - D – Dexter Coakley, APP
 - F – Gerard Hardy, APP
 - O 2** O – Kenyon Earl, UTC
 - D – Roger Johnson, MAR
 - F – Jimmy Butler, WCU
 - O 9** O – Lonnie Galloway, WCU
 - D – Shannon King, MAR
 - F – Greg Ryan, ETSU
 - O 16** O – Chris Parker, MAR
 - D – Tom Bodine, WCU
 - F – Shawn Lyons, CIT
 - O 23** O – Charles Bostick, GSU
 - D – Shannon King, MAR
 - F – Tim Martin, MAR
 - O 30** O – Scott Satterfield, APP
 - D – Roger Johnson, MAR
 - F – Damon Scott, APP
 - N 6** O – Chris Parker, MAR
 - D – William King, MAR
 - F – Thomas Haskins, VMI
 - N 13** O – Thomas Haskins, VMI
 - D – Milan Sterling, FUR
 - F – Braniff Bonaventure, FUR
 - N 20** O – Jerry Ellison, UTC
 - D – Julius Grant, WCU
 - F – Greg Ryan, ETSU
- 1994**
- S 5** O – Thomas Haskins, VMI
 - D – Vince Parker, MAR
 - F – B.J. Cohen, MAR
 - S 12** O – Chris Parker, MAR

- D – Andre Hentz, FUR
 - F – Brian Edwards, ETSU
 - S 19** O – Jeff Johnson, ETSU
 - D – James Russell, ETSU
 - F – B.J. Cohen, MAR
 - S 26** O – Don Blue, APP
 - D – Dexter Coakley, APP
 - F – Kenny Robinson, GSU
 - O 3** O – John Burton, CIT
 - D – William Peebles, APP
 - F – Leander Dumas, WCU
 - O 10** O – Greg Ryan, ETSU
 - D – Herb Streater, WCU
 - F – Larry McCloud, MAR
 - O 17** O – Terrance Rivers, CIT
 - D – Marco Bradham, GSU
 - F – Stan Sullivan, UTC
 - O 24** O – Kerry Hayes, WCU
 - D – Johnny Smith, APP
 - F – Robb Harris, WCU
 - O 31** O – Todd Donnan, MAR
 - D – Mark Tate, FUR
 - F – Mark Moore, FUR
 - N 7** O – Aldwin Lance, APP
 - D – Micah Young, CIT
 - F – Quasey Vinson, UTC
 - N 14** O – Todd Donnan, MAR
 - D – Chip Miller, APP
 - F – Brian Edwards, ETSU
 - N 21** O – Thomas Haskins, VMI
 - D – Craig Wasik, ETSU
 - F – Brian Edwards, ETSU
- 1995**
- S 4** O – Scott Satterfield, APP
 - D – Scott Belcher, CIT
 - F – Stanley Myers, CIT
 - S 11** O – Thomas Haskins, VMI
 - D – Brad Keene, CIT
 - F – Stanley Myers, CIT
 - S 18** O – Damon Scott, APP
 - D – Kelly Cook, VMI
 - F – Chad Pennington, MAR
 - S 25** O – Braniff Bonaventure, FUR
 - D – Robert Tucker, WCU
 - F – Marques Stubbs, FUR
 - O 2** O – Braniff Bonaventure, FUR
 - D – Jason Hatcher, WCU
 - F – Orlando Ruff, FUR
 - O 9** O – Greg Ryan, ETSU
 - D – Derrick Reeves, GSU
 - F – Chad Pennington, MAR
 - O 16** O – Chris Parker, MAR
 - D – Thomas Haskins, VMI
 - F – Dexter Coakley, APP
 - O 23** O – Marrio Grier, UTC
 - D – Dexter Coakley, APP
 - F – Tyrone Coleman, UTC
 - O 30** O – Greg Ryan, ETSU
 - D – James Russell, ETSU
 - F – Terence Stokes, WCU
 - N 6** O – Charles Bostick, GSU
 - D – B.J. Cohen, MAR
 - F – Brian Hampton, UTC
 - N 13** O – Damon Scott, APP
 - D – Dexter Coakley, APP
 - F – Joey Hall, APP
 - N 20** O – Chris Parker, MAR
 - D – Donnie Abraham, ETSU
 - F – Chad Pennington, MAR
- 1996**
- S 1** O – Kenny Robinson, GSU
 - D – Dexter Coakley, APP
 - F – Carlos Locklyn, UTC
 - S 8** O – Erik Thomas, MAR
 - D – Eric Johnson, WCU
 - F – Darius Hooks, WCU
 - S 15** O – Ernest Crosby, FUR
 - D – James Russell, ETSU
 - F – Randy Moss, MAR
 - S 22** O – Gerard Hardy, APP
 - D – Shon Galloway, ETSU
 - F – Brandon Walker, ETSU
 - S 29** O – Josh Cole, FUR

- D – Larry McCloud, MAR
 - F – Stuart Rentz, FUR
 - O 6** O – Eric Kresser, MAR
 - D – Dexter Coakley, APP
 - F – Marq Cerqua, FUR
 - O 13** O – Ernest Crosby, FUR
 - D – Dexter Coakley, APP
 - F – Greg Hill, GSU
 - O 20** O – Thomas Haskins, VMI
 - D – Gordon Fenderson, APP
 - F – Randy Moss, MAR
 - O 27** O – Roderick Russell, GSU
 - D – Scott Belcher, CIT
 - F – Brandon Walker, ETSU
 - N 3** O – Damon Scott, APP
 - D – Adam Walton, ETSU
 - F – Randy Moss, MAR
 - N 10** O – Eric Kresser, MAR
 - D – Billy Lyon, MAR
 - F – Randy Moss, MAR
 - N 17** O – Thomas Haskins, VMI
 - D – Mike Rogers, VMI
 - F – Greg Hill, GSU
 - N 24** O – Braniff Bonaventure, FUR
 - D – Bryan Dailer, FUR
 - F – Chuck Payne, APP
- 1997**
- S 6** O – Carlos Frank, CIT
 - D – Mario Hankerson, ETSU
 - F – Todd Wells, ETSU
 - S 13** O – Brian Edwards, ETSU
 - D – Chris Webb, CIT
 - F – Mario Richardson, CIT
 - S 20** O – Darius Hooks, WCU
 - D – D.T. Tanner, GSU
 - F – Daryl Skinner, APP
 - S 27** O – Brent Rickman, FUR
 - D – Chad Nighbert, GSU
 - F – Todd Wells, ETSU
 - O 4** O – Todd Wells, ETSU
 - D – David Damon, UTC
 - F – Daryl Skinner, APP
 - O 11** O – Ernest Crosby, FUR
 - D – Jay Thier, FUR
 - F – Britt Gardner, CIT
 - O 18** O – Gerard Hardy, APP
 - D – Earl Hunter, APP
 - F – Brent Rickman, FUR
 - O 25** O – Roderick Russell, GSU
 - D – Mario Hankerson, ETSU
 - F – Keydrick Gordon, ETSU
 - N 1** O – Corey Joyner, GSU
 - D – Ken Byrd, APP
 - F – Daryl Morrell, GSU
 - N 8** O – Greg Hill, GSU
 - D – Daryl Morrell, GSU
 - F – Todd Wells, ETSU
 - N 15** O – Stefpon Hawkins, UTC
 - D – Marcus Bradley, WCU
 - F – Justin Hill, FUR
 - N 22** O – B.J. Adigun, ETSU
 - D – Bryan Dailer, FUR
 - F – Derek Russell, FUR
- 1998**
- S 5** O – Antonio Smith, CIT
 - D – Arkee Thompson, GSU
 - F – Adrian Peterson, GSU
 - S 12** O – Adrian Peterson, GSU
 - D – Chuck Payne, APP
 - F – Louis Ivory, FUR
 - S 19** O – Greg Hill, GSU
 - D – Eric Johnson, WCU
 - F – Daniel Robertson, FUR
 - S 26** O – Adrian Peterson, GSU
 - D – Anthony Jenkins, WCU
 - F – Arkee Thompson, GSU
 - O 3** O – Daniel Jeremiah, APP
 - D – Richie Jackson, FUR
 - F – Will Bouton, FUR
 - O 10** O – Daryl Skinner, APP
 - D – Marcus Johnson, CIT
 - F – Aaron Mitchell, VMI
 - O 17** O – Stanley Myers, CIT
 - D – Arkee Thompson, GSU

- O 24** F – Adrian Peterson, GSU
O – Adrian Peterson, GSU
D – DeNorris Burton, WCU
- F – Aaron Mitchell, VMI
- O 31** O – Brad Hoover, WCU
D – Kevin Peterson, ETSU
F – Adrian Peterson, GSU
- N 7** O – Greg Hill, GSU
D – Eric Davis, GSU
F – Adrian Peterson, GSU
- N 14** O – Terrence McCall, APP
D – Marcus Johnson, CIT
F – Travis Wilson, WOF
- N 21** O – Brad Hoover, WCU
D – Brett Chappell, WCU
F – Travis Wilson, WOF

1999

- S 4** O – Chris Sanders, UTC
D – Cody Goodwin, UTC
F – Joe Patrick, APP
- S 11** O – Karim Razzak, APP
D – Corey Hall, APP
F – Anthony Williams, GSU
- S 18** O – Adrian Peterson, GSU
D – Will Bouton, FUR
F – Jesse McCoy, WOF
- S 25** O – Adrian Peterson, GSU
D – Ben Dae, WOF
F – Billy Napier, FUR
- O 2** O – Adrian Peterson, GSU
D – Tim Ramseur, APP
John Keith, FUR
F – Jesse McCoy, WOF
Matthew Kluk, VMI
- O 9** O – Louis Ivory, FUR
D – Walter Booth, FUR
F – David Young, GSU
- O 16** O – Carlos Locklyn, UTC
D – Corey Hall, APP
F – Jesse McCoy, WOF
- O 23** O – Chris Sanders, UTC
Carlos Locklyn, UTC
Louis Ivory, FUR
D – Dean Kelley, CIT
F – Mike Ward, GSU
- O 31** O – Justin Hill, FUR
D – Hondre McNeil, WOF
F – Jesse McCoy, WOF
- N 7** O – Greg Hill, GSU
D – Justin Seaverns, APP
F – Josh Cain, UTC
- N 15** O – Justin Hill, FUR
D – John Keith, FUR
F – David Young, GSU
- N 22** O – Chris Sanders, UTC
D – Richie Jackson, FUR
F – Michael Banks, WCU

2000

- S 2** O – Louis Ivory, FUR
D – Will Bouton, FUR
F – Tim Turner, ETSU
- S 9** O – David Rivers, WCU
D – Marcus Ellerbe, UTC
F – Lamont Seward, WCU
- S 16** O – Cos DeMatteo, UTC
D – Denny Haywood, CIT
F – Corey Carter, ETSU
- S 23** O – J.R. Revere, GSU
D – Justin Fryer, WCU
F – Brandon Poole, FUR
- S 30** O – Louis Ivory, FUR
O – Adrian Peterson, GSU
D – Du'Shon Martin, APP
F – Scooter Johnson, CIT
- O 7** O – Joe Burchette, APP
D – Freddie Pesqueira, GSU
F – Fred Boateng, WCU
- O 14** O – David Rivers, WCU
D – Josh Cooper, FUR
F – Lamont Seward, WCU
- O 21** O – Todd Wells, ETSU
D – Rahim El Amin, ETSU
D – Justin Fryer, WCU
F – Lamont Seward, WCU

- O 28** O – Matt Vick, UTC
D – Brian Bodor, WOF
F – Lamont Seward, WCU
- N 4** O – Louis Ivory, FUR
D – Will Bouton, FUR
F – Shaun Fogle, WOF
- N 11** O – Joe Burchette, APP
O – Joey Gibson, VMI
D – Will Bouton, FUR
D – Josh Jeffries, APP
F – Danny Marshall, FUR
- N 18** O – Louis Ivory, FUR
O – Chris Sanders, UTC
D – Kevin Hudson, WOF
F – Lamont Seward, WCU

2001

- S 3** O – Adrian Peterson, GSU
D – Justin Fryer, WCU
F – Mazzie Drummond, CIT
- S 10** O – Adrian Peterson, GSU
D – Josh Jeffries, APP
F – Victor Cabral, GSU
- S 24** O – Fred Boateng, WCU
D – Robert Mathis, WOF
F – Johnathan Woodman, GSU
- O 1** O – Louis Ivory, FUR
D – Kevin Howard, CIT
F – Titus Green, VMI
- O 8** O – J.R. Revere, GSU
D – Will Bouton, FUR
F – Isaac West, FUR
- O 15** O – Michael Banks, WCU
D – Derik Screen, VMI
F – Kwento Ikuezunma, UTC
- O 22** O – Joe Burchette, APP
D – Travis Stephens, CIT
F – Jermane Little, APP
- O 29** O – Jimmy Watkins, APP
D – Chase Corn, WOF
F – Gerald Sensabaugh, ETSU
- N 5** O – Adrian Peterson, GSU
D – Josh Cain, UTC
F – Kevin Corley, CIT
- N 12** O – Maurice Murphy, CIT
D – Tyler Unzicker, UTC
F – Jonathan Lyles, APP
- N 19** O – Billy Napier, FUR
D – Josh Cooper, FUR
F – Tyler Norman, WCU
- N 26** O – Charles McNeill, UTC
D – Josh Cain, UTC
F – Cedrick Ritter, FUR

2002

- S 2** O – Jeff Zolman, WOF
D – Rod Dunlap, WCU
F – Donnie Johnston, VMI
- S 9** O – Joey Gibson, VMI
D – David Young, GSU
F – Jermaine Austin, GSU
- S 16** O – Billy Napier, FUR
D – Cliff Washburn, CIT
F – Brad West, APP
- S 23** O – Jesse McCoy, WOF
D – Montreal Harkley, ETSU
F – Jim Thurman, WOF
- S 30** O – Joe Burchette, APP
D – Josh Jeffries, APP
F – Jermaine Austin, GSU
- O 7** O – Jesse McCoy, WOF
D – Josh Cain, UTC
F – Jim Thurman, WOF
- O 14** O – Chaz Williams, GSU
D – Josh Jeffries, APP
F – Gary Price, VMI
- O 21** O – Chaz Williams, GSU
D – Lamar Beam, ETSU
F – Sean Mizzer, VMI
- O 28** O – Manny DeShauteurs, WCU
D – Roland Harris, WOF
F – Gabriel Jackson, WOF
- N 4** O – Jesse McCoy, WOF
D – Scott Cornatzer, APP
F – Sean Mizzer, VMI
- N 11** O – Chaz Williams, GSU

- N 18** D – Anthony Jones, WOF
F – Richie Williams, APP
O – Billy Napier, FUR
D – Chris Walsh, VMI
F – Jermaine Austin, GSU
- N 25** O – Jeff Klein, CIT
D – Rodney Johnson, FUR
F – William Freeman, FUR

2003

- S 1** O – Ern Mills, CIT
D – Cam Newton, FUR
F – Chad Nkang, Elon
- S 8** O – Jermaine Austin, GSU
D – Teddie Whitaker, WOF
F – Carl Meadows, ETSU
- S 15** O – Gaven Varner, ETSU
D – Allen Davis, ETSU
Mike Warren, Elon
- S 22** F – Carl Meadows, ETSU
O – Brian Gaither, WCU
D – William Freeman, FUR
F – Kevious Johnson, WOF
- S 29** O – Lamont Seward, WCU
D – James Burchett, GSU
F – Mike Cullen, ETSU
- O 6** O – J.R. McNair, WOF
Alonzo Nix, UTC
D – Timmy Thrift, WOF
F – Alan Atwater, APP
- O 13** O – Trey Hunter, GSU
D – K.T. Stovall, APP
F – Nicholas Wishart, WCU
- O 20** O – Nehemiah Broughton, CIT
D – Tony Tiller, ETSU
F – Corey Lynch, APP
- O 27** O – Vinnie Miroth, UTC
D – Teddie Whitaker, WOF
F – Josh Stepp, FUR
- N 3** O – Jermaine Austin, GSU
D – Matt Nelson, WOF
F – Alan Atwater, APP
- N 10** O – Sean Holland, GSU
D – Sam Smalls, APP
F – Kevious Johnson, WOF
- N 17** O – Gaven Varner, ETSU
Ern Mills, CIT
D – K.T. Stovall, APP
F – Carl Meadows, ETSU
- N 24** O – Gaven Varner, ETSU
Bo Moore, FUR

- D – Nick McNeil, WCU
F – Carl Meadows, ETSU

2004

- S 6** O – Ingle Martin, FUR
D – Travis Hill, WCU
F – Scott Beckler, FUR
- S 13** O – Richie Williams, APP
D – Cam Newton, FUR
F – Antonio Miller, UTC
- S 20** O – Richie Williams, APP
D – William Freeman, FUR
F – Kye Hamilton, Elon
- S 27** O – Jermaine Austin, GSU
D – William Freeman, FUR
F – Brian Kemp, WOF
- O 4** O – Chaz Williams, GSU
D – Jeremy Wiggins, APP
F – Trey Elder, APP
- O 11** O – Richie Williams, APP
D – Dwayne Ijames, Elon
F – Cedrick Gipson, FUR
- O 18** O – John Taylor, Elon
D – Lee Basinger, WOF
F – Jayson Foster, GSU
- O 25** O – DaVon Fowlkes, APP
D – Greg McConico, UTC
F – Montrell Lee, CIT
- N 1** O – Cedric Stevens, UTC
D – Travis Hill, WCU
F – Jayson Foster, GSU
- N 8** O – DaVon Fowlkes, APP
D – William Freeman, FUR
F – Jerome Felton, FUR
- N 15** O – Isaac West, FUR
D – Bruce Lee, WCU
F – Andrew Jones, FUR
- N 22** O – Ingle Martin, FUR
D – Justin Franklin, WOF
F – Cedrick Gipson, FUR

2005

- S 5** O – Jermaine Austin, GSU
D – Jeff Phillips, UTC
F – Zach McAlister, Elon
- S 12** O – Darius Fuge, WCU
D – Larry White, UTC
F – Chris Tommie, WOF
- S 19** O – Kevin Richardson, APP
D – Katon Bethay, WOF
F – Zach McAlister, Elon



Elon quarterback Scott Riddle took six weekly honors in 2007, earning three SoCon offensive player of the week awards and three freshman of the week awards.

- S 26** O – Richie Williams, APP
D – Marques Murrell, APP
F – Joel Bell, FUR
- O 3** O – Ingle Martin, FUR
D – Porter Johnson, CIT
F – Matt Wise, GSU
- O 10** O – Richie Williams, APP
D – William Freeman, FUR
F – Dedrick Bynam, GSU
- O 17** O – Kevin Richardson, APP
D – Chad Nkang, Elon
F – Joe Baptiste, Elon
- O 24** O – Richie Williams, APP
D – Carlton Bailey, WCU
F – Larry Beard, GSU
- O 31** O – Richie Williams, APP
Eldra Buckley, UTC
Jayson Foster, GSU
D – Andrew Rowell, CIT
F – Jarvis Newson, UTC
- N 7** O – Eldra Buckley, UTC
D – William Freeman, FUR
F – Brandon Williams, FUR
- N 14** O – Richie Williams, APP
D – Marques Murrell, APP
F – Ben Carnell, CIT
- N 21** O – Ingle Martin, FUR
D – Porter Johnson, CIT
F – Dane Romero, WOF

2006

- S 4** O – Eldra Buckley, UTC
D – Chad Nkang, Elon
F – Jordan Sorrells, FUR
- S 11** O – Chris Covington, GSU
D – Pierre Banks, APP
F – Karlos Sullivan, Elon
- S 18** O – Renaldo Gray, FUR
D – Chris Johnson, UTC
F – Gary Tharrington, APP
- S 25** O – Jerome Felton, FUR
D – Jeremy Wiggins, APP
F – Armanti Edwards, APP
- O 2** O – Duran Lawson, CIT
D – Corey Weaver, Elon
F – Armanti Edwards, APP
- O 9** O – Wes Pope, Elon
D – Jeremy Wiggins, APP
F – Armanti Edwards, APP
- O 16** O – Travis Clark, GSU
D – Corey Lynch, APP
F – Jordan Sorrells, FUR
- O 23** O – Tory Cooper, CIT

- D – Chris Camacho, UTC
F – Armanti Edwards, APP
Jordan Sorrells, FUR
- O 30** O – Kevin Richardson, APP
D – Corey Lynch, APP
James Gonsoulin, WOF
F – Nolan Ward, Elon
- N 5** O – Kevin Richardson, APP
Michael Hobbs, WOF
D – Chad Nkang, Elon
F – Erroll Wynn, UTC
- N 12** O – Tory Cooper, CIT
D – Chad Nkang, Elon
F – Armanti Edwards, APP
- N 19** O – Duran Lawson, CIT
D – Kevin Adleman, WOF
F – Andre Roberts, CIT
Ron Flott, WOF

In 2007, the Southern Conference added a special teams player of the week to the list of honorees each week.

2007

- S 3** O – Armanti Edwards, APP
D – Corey Lynch, APP
S – Patrick Mugan, WOF
F – Scott Riddle, Elon
- S 10** O – Jayson Foster, GSU
Trey Elder, APP
D – Gary Blount, WCU
S – Johnathan Synovec, CIT
F – Scott Riddle, Elon
- S 17** O – Jayson Foster, GSU
D – Anthony Williams, APP
S – Jonathan Parsons, WCU
F – Zeke Rozier, GSU
- S 24** O – Terrell Hudgins, Elon
D – Dan Tavani, WOF
S – Jonathan Parsons, WCU
Craig Camay, UTC
F – E.J. Webb, GSU
- O 1** O – Kevin Richardson, APP
Kevious Johnson, WOF
D – Quinton Phillips, WCU
S – Michael Mayers, Elon
F – Chris Teal, GSU
- O 8** O – Scott Riddle, Elon
D – Thomas Twitty, FUR
S – Jesse Hartley, GSU
F – Adam Hearn, WCU
- O 15** O – Duran Lawson, CIT
D – Chris Camacho, UTC



Appalachian State punter/place kicker Sam Martin earned special teams player of the week honors twice in 2010.

- O 22** S – Andrew Wilcox, Elon
F – Mike Brown, FUR
O – Scott Riddle, Elon
D – Quinton Phillips, WCU
S – Mike Adams, CIT
F – Billy Lowe, GSU
- O 29** O – Scott Riddle, Elon
D – Corey Lynch, APP
S – Jesse Hartley, GSU
F – Marquel Pittman, WCU
- N 5** O – Armanti Edwards, APP
Jayson Foster, GSU
D – William Middleton, FUR
S – Jesse Hartley, GSU
F – Scott Riddle, Elon
- N 12** O – Kevin Richardson, APP
D – Julian Hicks, FUR
S – Sean Lees, WOF
F – Bart Blanchard, CIT
- N 19** O – Renaldo Gray, FUR
D – D.J. Smith, APP
S – Mike Adams, CIT
F – Brandon Wiggins, Elon

2008

- S 1** O – Dane Romero, WOF
D – Jacque Roman, APP
S – Andre Roberts, CIT
F – Asheton Jordan, CIT
- S 8** O – Robert Welton, APP
D – Brandon Williams, FUR
S – Karlos Sullivan, Elon
F – Mitch Allen, WOF
- S 15** O – Antonio Henton, GSU
D – Quintin Phillips, WCU
S – Bo Williamson, Elon
F – A.J. Harris, Elon
- S 22** O – Terrell Hudgins, Elon
D – Reggie Rice, CIT
S – Andrew Wilcox, Elon
F – Quan Warley, WCU
- S 29** O – Devin Radford, APP
D – Seth Goldwire, WOF
S – Andrew Wilcox, Elon
F – Demarcus Watts, GSU
- O 6** O – Armanti Edwards, APP
D – Cortez Gilbert, APP
S – Bob Hooper, SAM
F – Dustin Taliaferro, SAM
- O 13** O – Armanti Edwards, APP
D – D.J. Smith, APP
S – Andrew Wilcox, Elon
F – Zack Jaynes, WCU
- O 20** O – Armanti Edwards, APP
D – William Middleton, FUR
S – Raja Andrews, GSU
F – Jamal Shuman, Elon
- O 27** O – Chris Evans, SAM

- D – Patrick Hatcher, SAM
S – Patrick Bolen, GSU
F – Quan Warley, WCU
- N 3** O – Armanti Edwards, APP
D – Mark LeGree, APP
S – Blake Cain, WCU
F – Brian Quick, APP
- N 10** O – Dane Romero, WOF
D – Andy Davis, SAM
S – Bob Hooper, SAM
F – Dustin Taliaferro, SAM
- N 17** O – Lee Chappell, GSU
D – Dion Dubose, GSU
S – Andre Roberts, CIT
F – Terrell Dallas, CIT
- N 24** O – DeAndre Presley, APP
D – Adrian McLeod, WCU
S – Ashton Jordan, CIT
F – DeAndre Presley, APP

2009

- S 7** O – Jordan Sorrells, FUR
D – Joseph Boateng, CIT
S – Lance Camp, Elon
F – Jamere Valentine, GSU
- S 14** O – Jamal Shuman, Elon
D – Max Lerner, FUR
S – Craig Camay, UTC
F – Chris Awuah, UTC
- S 21** O – Bryan Fitzgerald, UTC
D – Ryan Consiglio, UTC
S – Mike Hammons, UTC
F – SeQuan Stanley, WOF
- S 28** O – Scott Riddle, Elon
Bart Blanchard, CIT
D – D.J. Smith, APP
S – Matthew Cesari, FUR
F – Ryan Consiglio, UTC
- O 5** O – Terrell Hudgins, Elon
D – Kadarron Anderson, FUR
S – Adrian Mora, GSU
F – Van Dyke Jones, CIT
- O 12** O – Devon Moore, APP
D – Josh Beard, UTC
S – Bob Hooper, SAM
F – Adam Shreiner, Elon
- O 19** O – Armanti Edwards, APP
D – Mark LeGree, APP
S – Jason Vitaris, APP
F – Dion Wilson, WCU
- O 26** O – Miguel Starks, CIT
D – Karlos Sullivan, Elon
S – A.J. Harris, Elon
F – Van Dyke Jones, CIT
- N 2** O – Armanti Edwards, APP
D – Cortez Allen, CIT
S – Adam Shreiner, Elon
F – Tommy Edwards, CIT



Chattanooga quarterback Jacob Huesman earned freshman of the week honors four times in 2012.

- N9** O – Brandon Newsome, Elon
D – Bryce Smith, SAM
S – Trent Hawk, FUR
- F – Michael Johnson, WCU
- N16** O – Chris Evans, SAM
D – Mark LeGree, APP
S – Craig Camay, UTC
F – Joshua Williams, UTC
- N23** O – Jordan Sorrells, FUR
D – Nathan Wade, FUR
S – Bob Hooper, SAM
F – Michael Johnson, WCU

2010

- S6** O – DeAndre Presley, APP
D – Brandon Wiggins, Elon
S – Adrian Mora, GSU
F – Matt Thompson, CIT
- S13** O – Brian Quick, APP
D – Ryan Consiglio, UTC
S – Mike Hammons, UTC
F – Quin Roberson, SAM
- S20** O – Joel Bradford, UTC
Adam Mims, FUR
D – Torez Jones, WCU
S – Jason Vitaris, APP
F – Shawn Boone, FUR
- S27** O – DeAndre Presley, APP
D – Laron Scott, GSU
S – Sam Martin, APP
F – Kadeem Wise, UTC
- O4** O – Eric Breitenstein, WOF
D – Adam Hearn, WCU
S – Cameron Yaw, SAM
F – Brandon Pechloff, WCU
- O11** O – DeAndre Presley, APP
D – Jamael Lett, SAM
S – Cass Couey, CIT
F – Keon Williams, UTC
- O18** O – DeAndre Presley, APP
D – Ryan Steed, FUR
S – Donovan Johnson, WOF
F – Ray Early, FUR
- O25** O – Joel Bradford, UTC
D – Jabari Fletcher, APP
S – Mike Rucker, WOF
F – Deja Alexander, WCU
- N1** O – A.J. Harris, Elon
D – Jabari Fletcher, APP
S – Sam Martin, APP
F – Brandon Brant, Elon
- N8** O – Eric Breitenstein, WOF
D – Ameet Pall, WOF
S – Brian Sutherland, UTC
F – Robert Brown, GSU
- N15** O – Devon Moore, APP
D – Brent Russell, GSU
S – Jason Vitaris, APP
F – Robert Brown, GSU
- N22** O – Scott Riddle, Elon
D – Demetrius Jackson, CIT
S – Cameron Yaw, SAM
F – Ben Dupree, CIT

2011

- S5** O – Jerodis Williams, FUR
D – Alvin Scioneaux, WOF
F – Deion Stanley, GSU
S – Sam Martin, APP
- S12** O – Joel Bradford, UTC
D – Wes Dothard, UTC
F – Shaun Warren, WCU
S – Chas Short, FUR
- S19** O – Aaron Mellette, FUR
D – Wes Dothard, UTC
F – Marquis Green, UTC
S – Sam Martin, APP
O – Chris Forcier, FUR
- S26** D – Jeremy Kimbrough, APP
F – Ezayi Youyou, GSU
S – Adam Shreiner, Elon
- O3** O – Chris Forcier, FUR
D – Rod Harland, CIT
F – Dominique Swope, GSU
S – George Richardson, WCU
- O10** O – Robert Brown, GSU

- D – Alvin Hines, SAM
F – Terrell Robinson, UTC
S – Brenton Bersin, WOF
- O17** O – Fabian Truss, SAM
D – Corey White, SAM
F – Terrell Robinson, UTC
S – Adrian Mora, GSU
- O24** O – Jerodis Williams, FUR
D – Wes Dothard, UTC
F – Terrell Robinson, UTC
S – Travaris Cadet, APP
- O31** O – Eric Breitenstein, WOF
D – Mitch McGrath, FUR
F – Ronald Blair, APP
S – Fabian Truss, SAM
- N7** O – Chris Forcier, FUR
D – Josh Williams, UTC
F – Deion Stanley, GSU
S – Joel Bradford, UTC
- N14** O – Thomas Wilson, Elon
D – Joshua Jones, Elon
F – Dominique Swope, GSU
S – Drew Stewart, APP
- N21** O – Aaron Mellette, Elon
D – Ryan Consiglio, UTC
F – Dominique Swope, GSU
S – Laron Scott, GSU

2012

- S3** O – Eric Breitenstein, WOF
D – Chris Billingslea, CIT
F – Troy Mitchell, WCU
S – Sam Martin, APP
- S10** O – Jamal Jackson, APP
D – Jaquiski Tartt, SAM
F – Reese Hannon, FUR
S – Thomas Warren, CIT
- S17** O – Ben Dupree, CIT
D – Carson Smith, CIT
F – Michael Weimer, WOF
S – Fabian Truss, SAM
- S24** O – Fabian Truss, SAM
D – Brandon Grier, APP
F – James Bradberry, SAM
S – Alex Hanks, GSU
- O1** O – Eric Breitenstein, WOF
D – Kadeem Wise, UTC
F – Sean Price, APP
S – Jerodis Williams, FUR
- O8** O – Jamal Jackson, APP
D – Jaquiski Tartt, SAM
F – James Dean, GSU
S – Ray Early, FUR
- O15** O – Dominique Swope, GSU
D – Rock Williams, WCU
F – Jacob Huesman, UTC

- S – Sam Martin, APP
- O22** O – Thomas Wilson, Elon
D – Tarek Odom, WOF
F – Troy Mitchell, WCU
S – Tony Washington, APP
- O29** O – Steven Miller, APP
D – Marcus McMorris, FUR
F – Jacob Huesman, UTC
S – Kasey Redfern, WOF
- N5** O – Sean Price, APP
D – Troy Sanders, APP
F – Sean Price, APP
S – Cameron Yaw, SAM
- N12** O – Jerick McKinnon, GSU
D – Derek Douglas, CIT
F – Kevin Ellison, UTC
S – Sam Martin, APP
- N19** O – Jacob Huesman, UTC
D – Alvin Scioneaux, WOF
F – Jacob Huesman, UTC
S – Nick Pollard, UTC

2013

- S2** O – Dominique Swope, RB, GSU
D – Jaquiski Tartt, DB, SAM
F – John Law, LB, APP
S – Fabian Truss, KR/RB, SAM
- S9** O – Keon Williams, RB, UTC
D – Justin Shade, LB, SAM
F – B.J. Bennett, RB, Elon
S – Keon Williams, RB, UTC
- S16** O – Keon Williams, RB, UTC
D – Josh Kimberlin, DB, SAM
F – Kevin Ellison, QB, GSU
S – Jairus Hollman, DB, FUR
- S23** O – Ben Dupree, QB, CIT
D – John Law, LB, APP
F – Marcus Cox, RB, APP
S – David Petroni, P, Elon
- S30** O – Andy Summerlin, QB, SAM
D – T.J. Warren, LB, FUR
F – Marcus Cox, RB, APP
S – Younghoe Koo, PK, GSU
- O7** O – Andy Summerlin, QB, SAM
D – Chandler Wrightenberry, DB, Elon
F – Duncan Fletcher, QB, FUR
S – Thomas Warren, PK, CIT
- O14** O – Jerick McKinnon, QB, GSU
D – Davis Tull, DL, UTC
F – Kevin Ellison, QB, GSU
S – Kasey Redfern, PK/P, WOF
- O21** O – Michael Weimer, QB, WMI
D – Wes Dothard, LB, UTC
F – Marcus Cox, RB, APP
S – Ray Early, PK/P, FUR
- O28** O – Kameron Bryant, QB, APP

- D – Muhasibi Wakeel, LB, UTC
F – Garry Lewis, RB, WCU
S – Richard Sigmon, PK/P, WCU
- N4** O – Jacob Huesman, QB, UTC
D – Ira McCune, DE, FUR
F – Marcus Cox, RB, APP
S – Ray Early, PK/P, FUR
- N11** O – Ben Dupree, QB, CIT
D – Marcus McMorris, LB, FUR
F – Nakevion Leslie, LB, UTC
S – Nick Pollard, PK/P, UTC
- N18** O – Kevin Ellison, QB, GSU
D – Jaquiski Tartt, DB, SAM
F – Marcus Cox, RB, APP
S – Ray Early, PK/P, FUR
- N25** O – Andy Summerlin, QB, SAM
D – Cory Magwood, LB, FUR
F – Marcus Cox, RB, APP
S – Kierre Brown, RS, Elon

2014

- S1** O – Troy Mitchell, QB, WCU
D – Gary Wilkins, DL, FUR
F – Al Cobb, QB, VMI
S – David Marvin, P/PK, WOF
- S8** O – Darius Ramsey, RB, WCU
D – Gary Wilkins, DL, FUR
F – Lucas Webb, DB, UTC
S – Jon Croft Hollingsworth, P/PK, FUR
- S15** O – Aaron Sanders, WR, VMI
D – Daniel Riddle, LB, WCU
F – Alex Lakes, RB, MER
S – Tommy Hudson, WR/KR, UTC
- S22** O – Denzel Williams, RB, SAM
D – Josh Kimberlin, DB, SAM
F – Krondis Larry, RB, SAM
S – Chandler Curtis, WR/KR, MER
- S29** O – Spearman Robinson, WR, WCU
D – Davis Tull, DL, UTC
F – Chandler Curtis, WR/KR, MER
S – Tommy Hudson, WR/KR, UTC
- O6** O – Jacob Huesman, QB, UTC
D – Mitchell Jeter, DE, CIT
F – P.J. Blazejowski, QB, FUR
S – Chandler Curtis, WR/KR, MER
- O13** O – Aaron Miller, QB, CIT
D – Christon Gill, LB, WCU
F – Cam Jackson, RB, CIT
S – Detrez Newsome, RB/KR, WCU
- O20** O – Spearman Robinson, WR, WCU
D – Jaleel Lorquet, DB, WCU
F – Al Cobb, QB, VMI
S – Henrique Ribeiro, K, UTC
- O27** O – Jacob Huesman, QB, UTC
D – Trey Morgan, DB, WCU
F – Detrez Newsome, RB, WCU
S – Deion Pierre, LB, SAM
- N3** O – Keon Williams, RB, UTC
D – Dee Delaney, DB, CIT
F – Al Cobb, QB, VMI
S – Henrique Ribeiro, K, UTC
- N10** O – Aaron Miller, QB, CIT
D – Justin Cooper, LB, SAM
F – P.J. Blazejowski, QB, FUR
S – Nick Pollard, P, UTC
- N17** O – Troy Mitchell, QB, WCU
D – Justin Cooper, LB, SAM
F – P.J. Blazejowski, QB, FUR
S – Greg Peranich, P, SAM
- N25** O – Jacob Huesman, QB, UTC
D – Malik Diggs, DB, CIT
F – Al Cobb, QB, VMI
S – Greg Peranich, P, SAM

In 2015, the Southern Conference began honoring offensive, defensive and special teams performers each week.

2015

- S7** O – Michael Eubank, QB, SAM
D – Tevin Floyd, LB, CIT
S – Henrique Ribeiro, P/PK, UTC
- S14** O – John Russ, QB, MER
D – Justin Cooper, LB, SAM
S – Dillon Christopher, PK, VMI
- S21** O – Jacob Huesman, QB, UTC



Mercer's Chandler Curtis was honored three times in 2014, taking special teams player of the week honors twice and freshman of the week honors once.

- D – Trey Robinson, S, FUR
- S – Jon Croft Hollingsworth, P/PK, FUR
- S 28** O – Jacob Huesman, QB, UTC
- O – Keionta Davis, DL, UTC
- S – Brian Ross, DE, FUR
- O 5** O – Detrez Newsome, RB, WCU
- D – Drake Michaelson, LB, WOF
- S – Logan Howard, PK, WCU
- O 12** O – Michael Eubank, QB, SAM
- D – Tevin Floyd, LB, CIT
- S – Henrique Ribeiro, P/PK, UTC
- O 19** O – Karel Hamilton, WR, SAM
- D – Dee Delaney, DB, CIT
- S – Henrique Ribeiro, P/PK, UTC
- O 26** O – Aaron Sanders, WR, VMI
- D – Daniel Riddle, LB, WCU
- S – Henrique Ribeiro, P/PK, UTC
- N 2** O – Jacob Huesman, QB, UTC
- D – Cory Magwood, LB, FUR
- S – Jon Croft Hollingsworth, P/PK, FUR
- N 9** O – Troy Mitchell, QB, WCU
- D – Quinlan Washington, LB, CIT
- S – Anthony Pistelli, PK, SAM
- N 16** O – Jacob Huesman, QB, UTC
- D – Zach Jackson, S, MER
- S – Anthony Pistelli, PK, SAM
- N 23** O – Tyler Renew, RB, CIT
- D – Daniel Riddle, LB, WCU
- S – Anthony Pistelli, PK, SAM

2016

- S 5** O – Tyler Renew, RB, CIT
- D – Jaleel Green, DB, WOF
- S – JJ Jerman, PK, ETSU
- S 12** O – Tyrie Adams, QB, WCU
- D – Dee Delaney, DB, CIT
- S – Austin Barnard, P, SAM
- S 19** O – Austin Herink, QB, ETSU
- D – Nakevion Leslie, LB, UTC
- S – DeAndre Schoultz, KR, CIT
- S 26** O – Derrick Craine, RB, UTC
- D – Ryan Francis, LB, VMI
- S – Henrique Ribeiro, P/PK, UTC
- O 3** O – Devlin Hodges, QB, SAM
- D – Joe Crochet, LB, CIT
- S – Henrique Ribeiro, P/PK, UTC
- O 10** O – Devlin Hodges, QB, SAM
- D – Montrell Pardue, DB, UTC
- S – David Marvin, P/PK, WOF
- O 17** O – Devlin Hodges, QB, SAM
- D – Nakevion Leslie, LB, UTC
- S – Cody Clark, PK, CIT
- O 24** O – Karel Hamilton, WR, SAM
- D – Kailik Williams, DB, CIT
- S – David Marvin, P/PK, WOF
- O 31** O – Detrez Newsome, RB, WCU
- D – Paul Hunter, DB, ETSU
- S – David Howerton, QB, WOF
- N 7** O – Tyler Renew, RB, CIT
- D – Keion Crossen, DB, WCU
- S – David Marvin, P/PK, WOF
- N 14** O – Devlin Hodges, QB, SAM
- D – Jonathan King, DL, CIT
- S – Lennox McAfee, RS, WOF
- N 21** O – John Russ, QB, MER
- D – Terrance Morris, LB, WOF
- S – JJ Jerman, PK, ETSU

2017

- S 4** O – Tyrie Adams, QB, WCU
- D – Malik Rivera, S, WOF
- S – Luke Carter, P/K, WOF
- S 11** O – Detrez Newsome, RB, WCU
- D – Devin Watson, CB, WOF
- S – Cole Fisher, K, MER
- S 18** O – Dominique Allen, QB, CIT
- D – Dylan Weigel, LB, ETSU
- S – Austin Barnard, P, SAM
- S 25** O – Tyrie Adams, QB, WCU
- D – Keion Crossen, DB, WCU
- S – JJ Jerman, K, ETSU
- O 2** O – Devlin Hodges, QB, SAM
- D – Tahjai Watt, LB, WCU
- S – Logan McCarter, WR/RS, FUR
- O 9** O – Andre Stoddard, FB, WOF
- D – Lee Bennett, LB, MER

- S – Luke Carter, P/K, WOF
- O 16** O – Brandon Goodson, QB, WOF
- D – John Brannon III, DB, WCU
- S – Jon Croft Hollingsworth, P/K, FUR
- O 23** O – Devlin Hodges, QB, SAM
- D – Omari Williams, DB, SAM
- S – Joshua Gibson, K, WCU
- O 30** O – Antonio Wilcox, RB, FUR
- D – Tae Davis, LB, UTC
- S – Victor Ulmo, K, UTC
- N 6** O – Detrez Newsome, RB, WCU
- D – Devin Watson, CB, WOF
- S – Luke Carter, P/K, WOF
- N 13** O – Tyrie Adams, QB, WCU
- D – Lee Bennett, LB, MER
- S – Chandler Curtis, WR/RS, MER
- N 20** O – Kelvin McKnight, WR, SAM
- D – Shaheed Salmon, LB, SAM
- S – Marshall Cooper, LB, UTC

2018

- S 3** O – Bryce Nunnally, WR, UTC
- D – Noah Dawkins, LB, CIT
- S – Mitchell Fineran, PK, SAM
- S 10** O – Bryce Nunnally, WR, UTC
- D – Aaron Harris, LB, SAM
- S – Mitchell Fineran, PK, SAM
- S 17** O – Robert Riddle, QB, MER
- D – Jared Folks, LB, ETSU
- S – Cole Fisher, PK, MER
- S 24** O – Reece Udinski, QB, VMI
- D – Marshall Cooper, LB, UTC
- S – Rod Johnson, RB/KR, CIT
- O 1** O – Tyrie Adams, QB, WCU
- D – Nasir Player, DL, ETSU
- S – Dejuan Bell, WR/RS, FUR
- O 8** O – Devlin Hodges, QB, SAM
- D – Tre'Shun Floyd, LB, SAM
- S – Mitchell Fineran, PK, SAM
- O 15** O – Harris Roberts, QB, FUR
- D – Tyree Robinson, DB, ETSU
- S – JJ Jerman, PK, ETSU
- O 22** O – Tyrie Adams, QB, WCU
- D – Ahmad Gooden, DL, SAM
- S – Grayson Atkins, P/K, FUR
- O 29** O – Tyrie Adams, QB, WCU
- D – Donovan Perryman, LB, FUR
- S – Grayson Atkins, P/K, FUR
- N 5** O – Devlin Hodges, QB, SAM
- D – Artevius Smith, DB, ETSU
- S – Grayson Atkins, P/K, FUR
- N 12** O – Brandon Rainey, QB, CIT
- D – Aron Spann III, DB, CIT
- S – Stephen Houzah, WR/RS, MER
- N 19** O – Devlin Hodges, QB, SAM
- D – Adrian Hope, BAN, FUR
- S – Will Horton, PK, WCU

2019

- S 2** O – Chris Oladokun, QB, SAM
- D – Marshall Cooper, LB, UTC
- S – Grayson Atkins, P/K, FUR
- S 9** O – Darren Grainger, QB, FUR
- D – Kaleb Tucker, DB, VMI
- S – Sean-Thomas Faulkner, DB, CIT
- S 16** O – Chris Oladokun, QB, SAM
- D – Braden Gilby, LB, FUR
- S – Jacob Godek, K, CIT
- S 23** O – Chris Oladokun, QB, SAM
- D – Jireh Wilson, LB, WOF
- S – Grayson Atkins, P/K, FUR
- S 30** O – Liam Welch, QB, SAM
- D – Artevius Smith, DB, ETSU
- S – Mitchell Fineran, PK, SAM
- O 7** O – Devin Wynn, TB, FUR
- D – Ty Boeck, LB, UTC
- S – Grant Clemons, K, VMI
- O 14** O – Alex Ramsey, RB, VMI
- D – Marquise Blount, LB, CIT
- S – Grant Clemons, K, VMI
- O 21** O – Joe Newman, QB, WOF
- D – Marquise Blount, LB, CIT
- S – Jacob Godek, K, CIT
- O 28** O – Joe Newman, QB, WOF
- D – Artevius Smith, DB, ETSU
- S – Grayson Atkins, P/K, FUR

- N 4** O – Donnavan Spencer, RB, WCU
- D – Sidney Otiwui, LB, MER
- S – Julian Pletz, PK, WCU
- N 11** O – Devin Wynn, TB, FUR
- D – Ty Harris, LB, WCU
- S – Grayson Atkins, P/K, FUR
- N 18** O – Quay Holmes, RB, ETSU
- D – Jayden Pauling, LB, WCU
- S – Montrell Washington, WR/KR, SAM
- N 25** O – Jakob Herres, WR, VMI
- D – Jarrod Richmond, DL, VMI
- S – Grayson Atkins, P/K, FUR

2020-21

- F 22** O – Quay Holmes, RB, ETSU
- D – Donovan Manuel, LB, ETSU
- S – Paxton Robertson, K, WCU
- M 1** O – Liam Welch, QB, SAM
- D – Connor Riddle, LB, VMI
- S – Gabe Boring, P, UTC
- M 8** O – Ryan Miller, TE, FUR
- D – Chris Edmonds, S, SAM
- S – Timmy Bleekrode, PK/P, FUR
- M 15** O – Donnavan Spencer, RB, WCU
- D – Chris Edmonds, S, SAM
- S – Mitchell Fineran, PK, SAM
- M 22** O – Liam Welch, QB, SAM
- D – Ty Boeck, LB, UTC
- S – Caleb Dowden, P/K, MER
- M 29** O – Jakob Herres, WR, VMI
- D – Christian Snyder, LB, UTC
- S – Tyler Keltner, K, ETSU
- A 5** O – Quay Holmes, RB, ETSU
- D – Alijah Huzzie, DB, ETSU
- S – Caleb Dowden, P/K, MER
- A 12** O – Jaylan Adams, QB, CIT
- D – Yahsyn McKee, CB, MER
- S – Yahsyn McKee, CB, MER
- A 19** O – Seth Morgan, QB, VMI
- D – Stone Snyder, LB, VMI
- S – Mitchell Fineran, PK, SAM

2021

- S 6** O – Hamp Sisson, QB, FUR
- D – Stephen Scott, LB, ETSU
- S – Montrell Washington, WR/KR, SAM
- S 13** O – Jacob Saylor, RB, ETSU
- D – Devonsha Maxwell, DE, UTC
- S – Timmy Bleekrode, PK/P, FUR
- S 20** O – DeMarcus Ware, RB, SAM
- D – Ty Boeck, LB, UTC
- S – Aaron Sears, PK, UTC
- S 27** O – Liam Welch, QB, SAM
- D – Stone Snyder, LB, VMI
- S – Tyler Keltner, K, ETSU
- O 4** O – Fred Davis, RB, MER
- D – Dominick Poole, CB, CIT
- S – Atkins Roberts, K/P, WOF
- O 11** O – Devin Wynn, TB, FUR
- D – Lance Wise, S, MER
- S – Jerry Rice, K, VMI
- O 18** O – Tyrell Price, RB, UTC
- D – Devonsha Maxwell, DE, UTC
- S – Zach Williams, PK, SAM
- O 25** O – Carlos Davis, QB, WCU
- D – Rashun Freeman, DB, UTC
- S – Aaron Sears, PK, UTC
- N 1** O – Rogan Wells, QB, WCU
- D – Lance Wise, S, MER
- S – Richard McCollum, PK, WCU
- N 8** O – Dominic Roberto, RB, FUR
- D – Donovan Manuel, LB, ETSU
- S – Tyler Keltner, K, ETSU
- N 15** O – Jacob Saylor, RB, ETSU
- D – Donovan Manuel, LB, ETSU
- S – Calvin Jones, WR/RS, WCU
- N 22** O – Tyler Riddell, QB, ETSU
- D – Alijah Huzzie, DB, ETSU
- S – Daquan Patten, WR/PR, WCU

2022

- S 5** O – Michael Hiers, QB, SAM
- D – Reuben Lowery III, DB, UTC
- S – Richard McCollum, PK, WCU
- S 12** O – Preston Hutchinson, QB, UTC
- D – Chandler Martin, LB, ETSU

- S – Colby Kintner, K, CIT
- S 19** O – Preston Hutchinson, QB, UTC
- D – Hugh Ryan, FS, FUR
- S – Ian Williams, PK, FUR
- S 26** O – Michael Hiers, QB, SAM
- D – Isaiah Richardson, DB, SAM
- S – Richard McCollum, PK, WCU
- O 3** O – Jaylan Thomas, RB, SAM
- D – Nathan East, LB, SAM
- S – Tyler Keltner, K, ETSU
- O 10** O – Jacob Saylor, RB, ETSU
- D – Isaac Dowling, LB, MER
- S – Tyler Keltner, K, ETSU
- O 17** O – Dominic Roberto, RB, FUR
- D – Michael Campbell, CB, MER
- S – Matt Sochovka, DT, FUR
- O 24** O – Michael Hiers, QB, SAM
- D – Kameron Brown, DB, UTC
- S – Zach Williams, K, SAM
- O 31** O – Jimmy Weirick, QB, WOF
- D – Hugh Ryan, FS, FUR
- S – Devron Harper, WR, MER
- N 7** O – Michael Hiers, QB, SAM
- D – Reuben Lowery III, DB, UTC
- S – Jerry Rice, PK, VMI
- N 14** O – Michael Hiers, QB, SAM
- D – Braden Gilby, LB, FUR
- S – Richard McCollum, PK, WCU
- N 21** O – Ty James, WR, MER
- D – KJ Milner, DE, WCU
- S – Travis Blackshear, CB, FUR

Fourteen times

Adrian Peterson, GSU (1998-01)

Thirteen timesArmani Edwards, APP (2006-09)
Jacob Huesman, UTC (2012-15)**Nine times**Dexter Coakley, APP (1993-96)
Richie Williams, APP (2002, '04-05)
Devlin Hodges, SAM (2016-18)**Eight times**Brian Ruff, CIT (1974-76)
John Settle, APP (1984-86)
Thomas Haskins, VMI (1993-96)
Louis Ivory, FUR (1998-01)
Scott Riddle, Elon (2007, '09-10)
Henrique Ribeiro, UTC (2014-16)
Grayson Atkins, FUR (2018-19)**Seven times**Bob Schweickert, VT (1963-64)
Chris Parker, MAR (1992-95)
Jesse McCoy, WOF (1999, '02)
Jermaine Austin, GSU (2002-05)
William Freeman, FUR (2002-05)
Sam Martin, APP (2010-12)
Tyrie Adams, WCU (2016-18)**Six times**Dino Hackett, APP (1984-85)
Michael Payton, MAR (1990-92)
Greg Hill, GSU (1996-99)
Will Bouton, FUR (1998-01)
Lamont Seward, WCU (2000, '03)
Jayson Foster, GSU (2004-05, '07)
Kevin Richardson, APP (2005-07)
DeAndre Presley, APP (2008, '10)
Marcus Cox, APP (2013)
Detrez Newsome, WCU (2014-17)
Mitchell Fineran, SAM (2018-21)**Five times**Dan Darragh, WM (1965-67)
Bruce Gheesling, FUR (1979-81)
Derrick Hollins, ETSU (1990)
James Roberts, UTC (1989, '91)
Tony Scales, VMI (1989-91)
Chip Hooks, APP (1991)
Roger Johnson, MAR (1991-93)
Greg Ryan, ETSU (1993-95)
Todd Wells, ETSU (1997, '00)
Chad Nkang, Elon (2003, '05-06)
Corey Lynch, APP (2003, '06-07)
Jordan Sorrells, FUR (2006, '09)
Eric Breitenstein, WOF (2010-12)
Dominique Swope, GSU (2011-13)
Fabian Truss, SAM (2011-13)
Ray Early, FUR (2010, '12-13)
Troy Mitchell, WCU (2012, '14-15)
Tyler Keltner, ETSU (2020-22)
Michael Hiers, SAM (2022)**Four times**Allen McCune, WVU (1964-65)
George Pearce, WM (1965)
Gordon Slade, DAV (1968-69)
Phil Mosser, WM (1970-71)
Carlester Crumpler, ECU (1972-73)
Bill Deery, WM (1972-74)
Tom Rozantz, WM (1975-76)
Mike Pusey, WCU (1977-79)
Stump Mitchell, CIT (1979-80)
Floyd Allen, VMI (1979, '81)
Melvin Rucker, VMI (1980-81)
Tony Petersen, MAR (1986-87)
Gene Brown, CIT (1988)
Junior Jackson, UTC (1986, '89)
D.J. Campbell, APP (1989)
John Gregory, MAR (1988-89)
Kevin Thigpen, WCU (1990-91)
Jack Douglas, CIT (1990-91)
Carl Tremble, FUR (1990, '92)
William King, MAR (1992-93)
Kerry Hayes, WCU (1991, '94)
Damon Scott, APP (1993, '95-96)
Randy Moss, MAR (1996)
Braniff Bonaventure, FUR (1993, '95-96)
Brian Edwards, ETSU (1994, '97)
Chris Sanders, UTC (1999-00)
Joe Burchette, APP (2000-02)
Josh Cain, UTC (1999, '01-02)
Josh Jeffries, APP (2000-02)
Billy Napier, FUR (1999, '01-02)
Carl Meadows, ETSU (2003)
Chaz Williams, GSU (2002, '04)
Ingle Martin, FUR (2004-05)
Andrew Wilcox, Elon (2007-08)
Bob Hooper, SAM (2008-09)
Joel Bradford, UTC (2010-11)
Ryan Consiglio, UTC (2009-11)
Wes Dothard, UTC (2011, '13)
Ben Dupree, CIT (2010, '12-13)Jaquiski Tartt, SAM (2012-13)
Keon Williams, UTC (2010, '13-14)
Al Cobb, VMI (2014)
David Marvin, WOF (2014, '16)
Jon Croft Hollingsworth, FUR (2014-15, '17)
Chandler Curtis, MER (2014, '17)
JJ Jerman, ETSU (2016-18)
Liam Welch, SAM (2019-21)
Richard McCollum, WCU (2021-22)**Three times**Buster O'Brien, UR (1968)
Tony Passander, CIT (1968-69)
Walker Gillette, UR (1968-69)
Pat Turchetta, UR (1967-69)
Dick Irvin, UR (1968-69)
Ken Totherow, DAV (1969-70)
Charlie Richards, UR (1969-70)
Jeff Varnadoe, CIT (1970-71)
Billy Meyers, UR (1971-72)
Danny Kepley, ECU (1972-74)
Harry Knight, UR (1973-74)
Phil Upton, VMI (1972, '74)
Emmitt Hamilton, APP (1975, '77)
Gwain Durden, UTC (1979-80)
Steve Brown, APP (1978, '80)
Willis Yates, UTC (1979-81)
Anthony James, WCU (1981-82)
Stan Goodson, APP (1981-82)
Stanford Jennings, FUR (1981-83)
Larry Fourqurean, MAR (1981-83)
Robert Hill, CIT (1983-84)
Glenn Richardson, UTC (1983-85)
Bobby Lamb, FUR (1985)
Darryl Gardner, FUR (1986)
Dewey Klein, MAR (1988)
Jeff Blankenship, FUR (1986, '88)
George Searcy, ETSU (1989)
Frankie DeBusk, FUR (1988-89)
Shingo Weems, UTC (1990)
Rico Mack, APP (1990-91)
Lester Smith, CIT (1990-92)
Everette Sands, CIT (1992)
Avery Hall, APP (1991-92)
Kenyon Earl, UTC (1991, '93)
Lonnie Galloway, WCU (1992-93)
Shannon King, MAR (1992-93)
Todd Donnan, MAR (1991, '94)
B.J. Cohen, MAR (1994-95)
Chad Pennington, MAR (1995)
James Russell, ETSU (1994-96)
Ernest Crosby, FUR (1996-97)
Gerard Hardy, APP (1993, '96-97)
Daryl Skinner, APP (1997-98)
Stanley Myers, CIT (1995, '98)
Arkee Thompson, GSU (1998)
Carlos Locklyn, UTC (1996, '99)
Justin Hill, FUR (1997, '99)
Justin Fryer, WCU (2000-01)
David Young, GSU (1999, '02)
Gaven Varner, ETSU (2003)
Eldra Buckley, UTC (2005-06)
Jeremy Wiggins, APP (2004, '06)
Kevious Johnson, WOF (2003, '07)
Duran Lawson, CIT (2006-07)
Jesse Hartley, GSU (2007)
Quinton Phillips, WCU (2007-08)
Dane Romero, WOF (2005, '08)
Andre Roberts, CIT (2006, '08)
D.J. Smith, APP (2007-09)
Terrell Hudgins, Elon (2007-09)
Karlos Sullivan, Elon (2006, '08-09)
Mark LeGree, APP (2008-09)
Craig Camay, UTC (2007, '09)
A.J. Harris, Elon (2008-10)
Jason Vitaris, APP (2009-10)
Adam Shreiner, Elon (2009-11)
Robert Brown, GSU (2010-11)
Adrian Mora, GSU (2009-11)
Terrell Robinson, UTC (2011)
Chris Forcier, FUR (2011)
Jerodis Williams, FUR (2011-12)
Sean Price, APP (2012)
Cameron Yaw, SAM (2010, '12)
Kevin Ellison, GSU (2013)
Andy Summerlin, SAM (2013)
Nick Pollard, UTC (2012-14)
P.J. Blazejowski, FUR (2014)
Justin Cooper, SAM (2014-15)
Daniel Riddle, WCU (2014-15)
Anthony Pistelli, SAM (2015)
Dee Delaney, CIT (2014-16)
Nakevion Leslie, UTC (2013, '16)
Tyler Renew, CIT (2015-16)
Luke Carter, WOF (2017)
Marshall Cooper, UTC (2017-19)
Chris Oladokun, SAM (2019)
Artevis Smith, ETSU (2018-19)
Quay Holmes, ETSU (2019-21)
Ty Boeck, UTC (2019-21)
Devin Wynn, FUR (2019, '21)
Donovan Manuel, ETSU (2020-21)
Jacob Saylor, ETSU (2021-22)**Two times**Joe Missar, CIT (1964)
Ronnie Smith, UR (1963-64)
Milt Clegg, WVU (1964)
Pack Hindsley, DAV (1965)
Hill Ellett, VMI (1965)
Garrett Ford, WVU (1965-66)
Jimmy Poole, DAV (1966)
Chuck Albertson, WM (1964, '66)
Jay Goolsby, CIT (1966-67)
George Wheeler, ECU (1967)
Robbie Hahn, FUR (1966-67)
Harvey Bauguess, FUR (1967)
Dave Holland, WM (1968-69)
Bob Herb, WM (1970)
Chuck Cross, FUR (1969-70)
Ken Nichols, UR (1971)
Monty Kiernan, ECU (1971)
Woody Montgomery, DAV (1971-72)
David Knight, WM (1971-72)
Mac Bowman, VMI (1971-72)
Pat Kelly, UR (1971, '73)
David Harper, DAV (1973)
Carl Summerell, ECU (1972-73)
Mike Copley, UR (1974)
Andrew Johnson, CIT (1974)
Ronnie Moore, VMI (1974-75)
Julius Thomas, APP (1974-75)
Jim Krus, WM (1976)
Larry Robinson, FUR (1975-76)
Mike Weaver, ECU (1975-76)
Pat Murphy, APP (1977-78)
Kenny Caldwell, CIT (1977-78)
David Henderson, FUR (1977-78)
Ty Smith, WCU (1978)
Scott McConnell, APP (1976, '78)
Scott Wages, CIT (1978-79)
Ricky Smith, WCU (1977, '79)
John Creager, UTC (1978-79)
Tim Russell, CIT (1979)
Eddie Estes, APP (1978-79)
Jeff Snipes, FUR (1979-80)
Ron Mixon, WCU (1980-81)
Glenn Bates, MAR (1982)
Shannon DePew, ETSU (1982)
Richard Dukes, WCU (1982-83)
David Charpia, FUR (1983)
Mark Bridgeman, FUR (1983)
Jerry Butler, ETSU (1982, '84)
Rock Hurst, FUR (1984)
Carl Fodor, MAR (1984)
Artis Edwards, UTC (1982, '84)
Jeff Gilbert, WCU (1984)
Tiger Greene, WCU (1984)
Gary Zingler, ETSU (1983-84)
David McCrary, UTC (1983-84)
Phillip Aldridge, UTC (1984-85)
Tim Couch, UTC (1985)
Herman Jacobs, ETSU (1983, '86)
Tim Sanders, APP (1985, '87)
Jeff Morgan, ETSU (1987)
Everett Spellman, WCU (1986-87)
Rick Harris, ETSU (1986, '88)
Mike Barber, MAR (1986, '88)
Michael Bryant, MAR (1988)
Bobby Fuller, APP (1988)
Scott Council, VMI (1988)
Ritchie Melchor, APP (1989)
Raymond Flowers, VMI (1989)
J.J. Davis, CIT (1990)
Donahue Stephenson, MAR (1990)
Kevin Kendrick, FUR (1989-90)
Harold Alexander, APP (1989, '91)
Jackie Washington, UTC (1988, '91)
Dewayne Arkadie, VMI (1989, '91)
Troy Brown, MAR (1991-92)
Ricky Carter, MAR (1992)
Marlon Anderson, VMI (1992)
Jim Richter, FUR (1992-93)
Tom Bodine, WCU (1992-93)
Milan Sterling, FUR (1992-93)
Jerry Ellison, UTC (1992-93)
Julius Grant, WCU (1992-93)
Johnny Smith, APP (1990, '94)
Scott Satterfield, APP (1993, '95)
Marques Stubbs, FUR (1995)
Charles Bostick, GSU (1993, '95)
Kenny Robinson, GSU (1994, '96)
Larry McCloud, WCU (1994, '96)
Scott Belcher, CIT (1995-96)
Brandon Walker, ETSU (1996)
Eric Kresser, MAR (1996)
Darius Hooks, WCU (1996-97)
Brent Rickman, FUR (1997)
Roderick Russell, GSU (1996-97)
Mario Hankerson, ETSU (1997)
Daryl Morrell, GSU (1997)
Bryan Dailer, FUR (1996-97)
Chuck Payne, APP (1996, '98)
Eric Johnson, WCU (1996, '98)
Aaron Mitchell, VMI (1998)
Marcus Johnson, CIT (1998)
Brad Hoover, WCU (1998)
Travis Wilson, WOF (1998)
Corey Hall, APP (1999)
John Keith, FUR (1999)
Richie Jackson, FUR (1998-99)
David Rivers, WCU (2000)
Josh Jeffries, APP (2000-01)
Fred Boateng, WCU (2000-01)
J.R. Revere, GSU (2000-01)
Michael Banks, WCU (1999, '01)
Josh Cooper, FUR (2000-01)
Joey Gibson, VMI (2000, '02)
Jim Thurman, WOF (2002)
Sean Mizzer, VMI (2002)
Teddie Whitaker, WOF (2003)
Alan Atwater, APP (2003)
Ern Mills, CIT (2003)
K.T. Stovall, APP (2003)
Cam Newton, FUR (2003-04)
Travis Hill, WCU (2004)
DaVon Fowlkes, APP (2004)
Isaac West, FUR (2001, '04)
Cedrick Gipson, FUR (2004)
Zach McAlister, Elon (2005)
Marques Murrell, APP (2005)
Porter Johnson, CIT (2005)
Jerome Felton, FUR (2004, '06)
Troy Cooper, CIT (2006)
Trey Elder, APP (2004, '07)
Jonathan Parsons, WCU (2007)
Chris Camacho, UTC (2006-07)
Renaldo Gray, FUR (2006-07)
Mike Adams, CIT (2007)
Brandon Williams, FUR (2005, '08)
William Middleton, FUR (2007-08)
Quan Warley, WCU (2008)
Dustin Taliaferro, SAM (2008)
Asheton Jordan, CIT (2008)
Jamal Shuman, Elon (2008-09)
Bart Blanchard, CIT (2007, '09)
Van Dyke Jones, CIT (2009)
Chris Evans, SAM (2008-09)
Michael Johnson, WCU (2009)
Brandon Wiggins, Elon (2007, '10)
Brian Quick, APP (2008, '10)
Mike Hammons, UTC (2009-10)
Adam Hearn, WCU (2007, '10)
Jabari Fletcher, APP (2010)
Devon Moore, APP (2009-10)
Deion Stanley, GSU (2011)
Laron Scott, GSU (2010-11)
Kadeem Wise, UTC (2010-12)
Jamal Jackson, APP (2012)
Thomas Wilson, Elon (2011-12)
Alvin Scioneaux, WOF (2011-12)
John Law, APP (2013)
Thomas Warren, CIT (2012-13)
Jerick McKinnon, GSU (2012-13)
Kasey Redfern, WOF (2012-13)
Michael Weimer, WOF (2012-13)
Marcus McMorris, FUR (2012-13)
Gary Wilkins, FUR (2014)
Josh Kimberlin, DB, SAM (2013-14)
Davis Tuill, UTC (2013-14)
Tommy Hudson, UTC (2014)
Spearmen Robinson, WCU (2014)
Aaron Miller, CIT (2014)
Greg Peranich, SAM (2014)
Michael Eubank, SAM (2015)
Tevin Floyd, LB, CIT (2015)
Aaron Sanders, VMI (2014-15)
Cory Magwood, FUR (2013, '15)
Karel Hamilton, SAM (2015-16)
John Russ, MER (2015-16)
Austin Barnard, SAM (2016-17)
Keion Crossen, WCU (2016-17)
Devin Watson, WOF (2017)
Lee Bennett, MER (2017)
Bryce Nunnelly, UTC (2018)
Cole Fisher, MER (2017-18)
Grant Clemons, VMI (2019)
Jacob Godek, CIT (2019)
Marquise Blount, CIT (2019)
Joe Newman, WOF (2019)
Donnavan Spencer, WCU (2019-21)
Chris Edmonds, SAM (2020-21)
Jakob Herres, VMI (2019-21)
Caleb Dowden, MER (2020-21)
Yahsyn McKee, MER (2020-21)
Montrell Washington, SAM (2019, 21)
Timmy Bleekrode, FUR (2020-21)
Stone Snyder, VMI (2020-21)
Devonnsha Maxwell, UTC (2021)
Aaron Sears, UTC (2021)
Lance Wise, MER (2021)
Alijah Huzzie, ETSU (2020-21)
Preston Hutchinson, UTC (2022)
Dominic Roberto FUR (2021-22)
Zach Williams, SAM (2021-22)
Hugh Ryan FUR (2022)
Reuben Lowery III, DB, UTC (2022)
Jerry Rice, VMI (2021-22)
Braden Gilby, FUR (2019, 22)

PLAYERS OF THE MONTH

SOCON

2003 September October November	Offensive Brian Gaither (WCU) Alonzo Nix (UTC) Richie Williams (APP)	Defensive Eddie Bell (Elon) Rod Dunlap (WCU) K.T. Stovall (APP) Matt Nelson (WOF) Matt Nelson (WOF)
December	Eric Deutsch (WOF)	
2004 September October November	Offensive John Taylor (Elon) DaVon Fowlkes (APP) Ingle Martin (FUR)	Defensive Mike Sheeley (Elon) Greg McConico (UTC) Chad Nkang (Elon)
2005 September October November December	Offensive Richie Williams (APP) Richie Williams (APP) Jayson Foster (GSU) Richie Williams (APP)	Defensive Chad Nkang (Elon) Chad Nkang (Elon) Chad Nkang (Elon) Jason Hunter (APP)
2006 September October November December	Offensive Eldra Buckley (UTC) Kevin Richardson (APP) Armani Edwards (APP) Kevin Richardson (APP)	Defensive Chad Nkang (Elon) Chad Nkang (Elon) Chad Nkang (Elon) Corey Lynch (APP)
2007 September October November	Offensive Jayson Foster (GSU) Scott Riddle (Elon) Armani Edwards (APP)	Defensive Corey Lynch (APP) Chris Camacho (UTC) D.J. Smith (APP)
2008 September October November	Offensive Jordan Sorrells (FUR) Armani Edwards (APP) Armani Edwards (APP)	Defensive Seth Goldwire (WOF) Mark LeGree (APP) Adrian McLeod (WCU)
2009 September October November	Offensive Terrell Hudgins (Elon) Armani Edwards (APP) Terrell Hudgins (Elon)	Defensive D.J. Smith (APP) Josh Beard (UTC) Mark LeGree (APP)
2010 September October November	Offensive DeAndre Presley (APP) Eric Breitenstein (WOF) Scott Riddle (Elon)	Defensive Torez Jones (WCU) Jabari Fletcher (APP) Brent Russell (GSU)
2011 September October November	Offensive Aaron Mellette (Elon) Eric Breitenstein (WOF) Aaron Mellette (Elon)	Defensive Wes Dothard (UTC) Demetrius McCray (APP) Joshua Jones (Elon)
2012 September October November	Offensive Jamal Jackson (APP) Aaron Mellette (Elon) Jacob Huesman (UTC)	Defensive Jaquiski Tartt (SAM) Jeremy Kimbrough (APP) Darion Sutton (SAM)
2013 September October November	Offensive Andy Summerlin (SAM) Andy Summerlin (SAM) Marcus Cox (APP)	Defensive John Law (APP) Davis Tull (UTC) Jaquiski Tartt (SAM)
2014 September October November	Offensive Alex Lakes (MER) Jacob Huesman (UTC) Keon Williams (UTC)	Defensive Gary Wilkins (FUR) Trey Morgan (WCU) Justin Cooper (SAM)
2015 September October November	Offensive Jacob Huesman (UTC) Derrick Craine (UTC) Devlin Hodges (SAM)	Defensive Dee Delaney (CIT) Daniel Riddle (WCU) Tevin Floyd (CIT)
2016 September October November	Offensive Tyrie Adams (WCU) Devlin Hodges (SAM) Devlin Hodges (SAM)	Defensive Kailik Williams (CIT) Shaheed Salmon (SAM) Jaleel Green (WOF)

2017 September October November	Offensive Tyrie Adams (WCU) Devlin Hodges (SAM) Devlin Hodges (SAM)	Defensive Marvin Tillman (WCU) Aron Spann III (CIT) Shaheed Salmon (SAM)
2018 September October November	Offensive Tyrie Adams (WCU) Devlin Hodges (SAM) Devlin Hodges (SAM)	Defensive Jared Folks (ETSU) Tyree Robinson (ETSU) Adrian Hope (FUR)
2019 September October November	Offensive Chris Oladokun (SAM) Joe Newman (WOF) Nick Tiano (UTC)	Defensive Willie Eubanks III (CIT) Marquise Blount (CIT) Jayden Pauling (WCU)
2020-21 February March April	Offensive Liam Welch (SAM) Liam Welch (SAM) Jakob Herres (VMI)	Defensive Connor Riddle (VMI) Chris Edmonds (SAM) Stone Snyder (VMI)
2021 September October November	Offensive Liam Welch (SAM) Liam Welch (SAM) Rogan Wells (WCU)	Defensive Ty Boeck (UTC) Lance Wise (MER) Donovan Manuel (ETSU)
2021 September October November	Offensive Michael Hiers (SAM) Michael Hiers (SAM) Michael Hiers (SAM)	Defensive Reuben Lowery III (UTC) Hugh Ryan (FUR) Devonnsha Maxwell (UTC)

REPEAT WINNERS

Seven times
Chad Nkang, Elon (2004-06)
Devlin Hodges, SAM (2015-18)

Five times
Armani Edwards, APP (2006-09)

Four times
Richie Williams, APP (2003, 05)
Liam Welch, SAM (2020-21)

Three times
Aaron Mellette, Elon (2011-12)
Jacob Huesman, UTC (2012, 14-15)
Tyrie Adams, WCU (2016-18)
Michael Hiers, SAM (2022)

Two times
Matt Nelson, WOF (2003)
Kevin Richardson, APP (2006)
Jayson Foster, GSU (2005, 07)
Corey Lynch, APP (2006-07)
D.J. Smith, APP (2007, 09)
Mark LeGree, APP (2008-09)
Terrell Hudgins, Elon (2009)
Scott Riddle, Elon (2007, 10)
Eric Breitenstein, WOF (2010-11)
Andy Summerlin, SAM (2013)
Jaquiski Tartt, SAM (2012-13)
Shaheed Salmon, SAM (2016-17)



Elon's Chad Nkang was named the defensive player of the month seven times from 2004-06, taking the honor three times each in 2005 and 2006.



Appalachian State's Armanti Edwards was named the offensive player of the month five times from 2006-09.

The Southern Conference named a Football All-Academic Team from 1974-1987, when the team was discontinued. In 2003 the team was reinstated as a part of the league's Academic Honors Program.

1974 (11)

Jimmy Lofton, VMI
Tony Farry, VMI
John Gerdelman, W&M
Jim Kleinfelder, DAV
Bill Smith, DAV
Ronnie Norman, VMI
Mark Duffner, W&M
Jeff Hosmer, W&M
Larry Lundy, ECU
Dave Grazier, W&M
Tom Fleisher, DAV

1975 (11)

Gill Beck, APP
Jeff Holcomb, FUR
Willie Freeman, FUR
Larry Lundy, ECU
Steve Patton, FUR
Mark Mosher, FUR
Andy Goss, FUR
Stan Yarborough, CIT
George Myers, APP
Ken Smith, W&M
Jeff Hosmer, W&M

1976 (11)

Kenny Caldwell, CIT
Gill Beck, APP
Ken Smith, W&M
Jeff Holcomb, FUR
Bob Bookmiller, VMI
Jimmy Kiser, FUR
Steve Patton, FUR
John Graham, FUR
Jeff Hosmer, W&M
Willie Freeman, FUR
Andy Goss, FUR

1977 (11)

Craig Jones, VMI
Gill Beck, APP
Kenny Caldwell, CIT
Bob Bookmiller, VMI
Greg Beck, VMI
Brette Simmons, FUR
Ty Smith, WCU
Jimmy Kiser, FUR
Wayne Tolleson, WCU
Bobby Peche, WCU
Ray Schaper, VMI

1978 (11)

Kenny Caldwell, CIT
Craig Jones, VMI
Bob Bookmiller, VMI
Bobby Peche, WCU
Mark Hunt, CIT
Ty Smith, WCU
Orion Rust, CIT
Jimmy Kiser, FUR
Keith Allen, CIT
Dale Ogg, VMI
David Kelly, FUR

1979 (13)

Jay Patterson, ETSU
Mark Hunt, CIT
Craig Jones, VMI
Bobby Peche, WCU
Orion Rust, CIT
Tim Cox, VMI
Steve O'Neill, FUR

Paul Gillis, CIT
Mike Alston, VMI
Scott Montgomery, FUR
Stan Stanley, FUR
David Willingham, WCU
Charlie Hughes, WCU

1980 (12)

Eric Janssen, MAR
Tom Gottwald, VMI
Jay Patterson, ETSU
Mark Hunt, CIT
Sam Kinker, MAR
Kelly Curry, CIT
Zach Kelehear, FUR
Charlie Anderson, FUR
Steve O'Neill, FUR
Rick Beasley, APP
Scott Strickland, WCU
Charlie Hughes, WCU

1981 (11)

Rick Armfield, ETSU
Jay Patterson, ETSU
Bill West, CIT
Teddy Gottwald, VMI
Mike Smith, ETSU
Bill Corn, VMI
Terry Smith, FUR
Kelly Curry, CIT
Steve O'Neill, FUR
Charlie Anderson, FUR
Scott Strickland, WCU

1982 (11)

Ralph Potter, UTC
Don Chason, WCU
Teddy Gottwald, VMI
Bill West, CIT
Jerry Rye, CIT
Scott Smith, UTC
Jack Teichmann, UTC
Steve Taylor, WCU
Bill Corn, VMI
Jeff Harper, APP
Ernest Gibson, FUR

1983 (11)

Ricky Thompson, ETSU
Ralph Potter, UTC
David Twillie, VMI
Bob Cox, DAV
Micah Downing, DAV
Steve Taylor, WCU
Mike Smith, ETSU
Bill West, CIT
David Lambert, CIT
Mitch Fontenot, UTC
Todd Dodson, APP

1984 (11)

Ricky Thompson, ETSU
Eddie Maddox, WCU
Ralph Potter, UTC
Micah Downing, DAV
Tim Lewis, MAR
David Twillie, VMI
Steve Squire, FUR
David Lambert, CIT
Steve Taylor, WCU
Rick Boden, DAV
Todd Dodson, APP

1985 (11)

Ricky Thompson, ETSU
Micah Downing, DAV
Mike Poulos, DAV
Eddie Maddox, WCU
Dan Young, VMI
Tim Lewis, MAR
David Lambert, CIT

Brian Jager, FUR
Steve Squire, FUR
John Drye, FUR
Tim Stepp, FUR

1986 (11)

Lee Duckworth, ETSU
Dan Young, VMI
Mike Poulos, DAV
Tom Frooman, CIT
Gary Stewart, DAV
Steve Squire, FUR
Tim Stepp, FUR
Mike Kissenberth, CIT
Joe Kelly, UTC
Troy DeCastro, ETSU
John Spellacy, MAR

1987 (11)

Lee Duckworth, ETSU
Jeff Legg, UTC
Dan Young, VMI
Tom Frooman, CIT
Mike Wood, FUR
Joe Kelly, UTC
Steve Colwell, UTC
Mike Kissenberth, CIT
Steve Gandy, FUR
Anthony McIntosh, VMI
Tim Stepp, FUR

No team selected, 1988-2002

2003 (29)

Eric Elsener, APP
Andrew Stamey, APP
Daniel Utley, APP
Porter Johnson, CIT
Travis Williams, ETSU
Mark Jetton, Elon
Brandon Mason, Elon
Derek Neal, Elon
Brian Simer, Elon
Brant Glover, FUR
Justin Purdue, FUR
Josh Slagle, FUR
Derrick Butler, GSU
Matt Rio, GSU
Troy Blackwell, UTC
Patrick Shutters, UTC
Brian Pesci, WCU
Chris Vought, WCU
Jason Whaley, WCU
Tim Beckner, WOF
Katon Bethay, WOF
Shane Fast, WOF
J.R. McNair, WOF
Derek Newberry, WOF
Davy Olmsted, WOF
Josh Smith, WOF
Jonathan Wheeler, WOF
Ben Whitney, WOF
Jeff Zolman, WOF

2004 (33)

Eric Elsener, APP
Wes Herlocker, APP
Andrew Stamey, APP
Daniel Utley, APP
Lukas Gleissner, CIT
Porter Johnson, CIT
Ryan Moody, CIT
Christopher Murray, CIT
Adam Peterson, CIT
Mark Jetton, Elon
Brandon Mason, Elon
Brad Bell, FUR
Adi Filipovic, FUR
Brant Glover, FUR
Justin Purdue, FUR
Josh Slagle, FUR

Clint Barbour, GSU
Derrick Butler, GSU
David Willingham, GSU
Sean Digby, UTC
Wesley Tankersley, UTC
Buck Freeman, WCU
Matt Beavin, WOF
Tim Beckner, WOF
Katon Bethay, WOF
Shane Fast, WOF
Kyle Horne, WOF
Derek Newberry, WOF
Davy Olmsted, WOF
Josh Smith, WOF
Jonathan Wheeler, WOF
Ben Whitney, WOF
Jeff Zolman, WOF

2005 (45)

Eric Eisner, APP
Russell Wilson, APP
Pierre Banks, APP
Chase Laws, APP
Daniel Orlebar, APP
Chase Carlton, CIT
Chris Murray, CIT
Adam Peterson, CIT
Mark Jetton, Elon
Greg Abbott, Elon
Reggie Hall, Elon
Danny Bobcak, Elon
Wes Pope, Elon
Jason Lotz, Elon
Joe Watson, FUR
Scott Shuford, FUR
Rico Scott, FUR
David Menocal, FUR
Adi Filipovic, FUR
Dusty Reddick, GSU
Dan Jordan, GSU
Chris Williams, GSU
Pierce Giboney, GSU
Jerry Barker, GSU
Ryan Kelly, GSU
Seth Brownlee, GSU
David Willingham, GSU
Matthew Angeloni, UTC
William Giles, UTC
Bryant Freeman, WCU
Linden Ryan, WCU
Sam Howard, WCU
Travis Hill, WCU
Stephen Brown, WCU
Josh Smith, WOF
Dave Olmsted, WOF
Katon Bethay, WOF
Derek Newberry, WOF
Brian Ford, WOF
Michael Combest, WOF
Zach Grey, WOF
Dan Tavani, WOF
Jason Leventis, WOF
Matt Beavin, WOF
Nick Robinson, WOF
Kyle Horne, WOF

2006 (45)

Pierre Banks, APP
Chase Laws, APP
Daniel Orlebar, APP
Russell Wilson, APP
Willie Rowell, CIT
Trevor Broughton, CIT
Derek Moore, CIT
Adam Peterson, CIT
Kevin McCaskill, CIT
Danny Boback, Elon
Mark Ewing, Elon
Reggie Hall, Elon
Greg Abbott, Elon
Wes Pope, Elon

Brad Bell, FUR
Jordan Sorrells, FUR
Adi Filipovic, FUR
Joe Watson, FUR
Andrew Thacker, FUR
Scott Shuford, FUR
Clay Crosby, FUR
Daniel Leagans, FUR
Dan Jordan, GSU
Chris Ashkouti, GSU
Jerry Barker, GSU
Pierce Giboney, GSU
Dusty Reddick, GSU
Robert Roulhac, GSU
David Willingham, GSU
Charlie Giacomarro, GSU
William Giles, UTC
Steven Smigelsky, UTC
Drew Walker, WCU
Justin Johnson, WCU
Marcus Brown, WCU
Kevin Adleman, WOF
Brian Ford, WOF
Michael Combest, WOF
Dan Tavani, WOF
Derek Wooten, WOF
Matt Beavin, WOF
Kyle Horne, WOF
Nick Robinson, WOF
Brent Owe, WOF
Ben Quick, WOF

2007 (58)

Russell Wilson, APP
Brad Hardee, APP
Pierre Banks, APP
Anthony Williams, APP
Cory Rycroft, APP
Chris McDowell, CIT
Ryan Keiper, CIT
Brice Peper, CIT
James Costigan, CIT
Mike Adams, CIT
Kevin McCaskill, CIT
Bart Blanchard, CIT
Jonathan Felix, CIT
Trevor Broughton, CIT
Andrew Rowell, CIT
Aaron Kelly, CIT
Clay Muirhead, CIT
Joe Watson, FUR
Bobby Yawn, FUR
Scott Shuford, FUR
Jordan Sorrells, FUR
Daniel Leagans, FUR
David Menocal, FUR
Thomas Twitty, FUR
Andrew Thacker, FUR
Jerome Felton, FUR
Patrick Sprague, FUR
Daniel Jordan, GSU
Dusty Reddick, GSU
Jerry Barker, GSU
Pierce Giboney, GSU
Charlie Giacomarro, GSU
Joe Haynie, GSU
Steven Smigelsky, UTC
Matthew Angeloni, UTC
William Giles, UTC
Thomas Hinton, UTC
Marcus Brown, WCU
Jonathan Parsons, WCU
Justin Johnson, WCU
Kadeem Morgan, WCU
Chris Collins, WCU
Joe Fornadel, WOF
Austin Palmer, WOF
Zac Grey, WOF
Kevin Adleman, WOF
Ben Quick, WOF
Dan Tavani, WOF

Brent Owen, WOF
 Brian Ford, WOF
 Trey Johnson, WOF
 Brad Miller, WOF
 Gary Blount, WOF
 Derek Wooten, WOF
 Travis Boyd, WOF
 Kyle Lanham, WOF
 Michael Combest, WOF
 Patrick Mugan, WOF

2008 (55)

Pierre Banks, APP
 Xan Thomas, APP
 Jabari Fletcher, APP
 Brad Hardee, APP
 Orry Frye, APP
 William Giles, UTC
 Steven Smigelsky, UTC
 Khirey Walker, Elon
 Lance Canington, FUR
 Clay Crobsy, FUR
 Rick Fur, FUR
 Dustin Gourdin, FUR
 Daniel Leagans, FUR
 David Menocal, FUR
 Jordan Sorrells, FUR
 Thomas Twitty, FUR
 Brett Layson, GSU
 Adrian Mora, GSU
 Ty Levie, SAM
 Richie Fordham, SAM
 Mitch Waters, SAM
 Ryan Keiper, CIT
 Samuel Keeler, CIT
 Travis Ruff, CIT
 Kevin McCaskill, CIT
 Charles Major, CIT
 Cody Wilson, CIT
 Dewitt Jones, CIT
 Jordan Gilmore, CIT
 Jordan Panter, CIT
 Jonathan Vest, CIT
 Desmond Capers, CIT
 Andy Horn, WCU
 Chris Everett, WCU
 John Julien, WCU
 Josh Deaver, WCU
 Quintin Phillips, WCU
 Zack Jaynes, WCU
 Mitch Allen, WOF
 Joe Fornadel, WOF
 Austin Palmer, WOF
 Ben Quick, WOF
 Brent Owen, WOF
 Cody Van Der Linden, WOF
 Travis Boyd, WOF
 Brad Miller, WOF
 Trey Johnson, WOF
 Ben Wilmoth, WOF
 Kyle Lanham, WOF
 Clark Bishop, WOF
 Derek Wooten, WOF
 Patrick Mugan, WOF
 Gary Blount, WOF
 Andrew Strickland, WOF
 Chris Cummings, WOF

2009 (71)

Rod Chisholm, APP
 Cougar Norris, APP
 Xan Thomas, APP
 Tim Frye, APP
 Orry Frye, APP
 Brad Hardee, APP
 Justin Lloyd, APP
 Sam Martin, APP
 Adam Miller, UTC
 Brock Oliver, UTC
 Joel Bradford, UTC
 Steven Smigelsky, UTC

Jeff Veres, UTC
 Austin Wilson, UTC
 Mike Hammons, UTC
 Dustin Tate, UTC
 Nick Craig, UTC
 Ryan Geist, UTC
 Chris Shafto, Elon
 Andrew McMicken, Elon
 Jake Goldsberry, Elon
 A.J. Harris, Elon
 Khirey Walker, Elon
 David Barrington, FUR
 Rick Fur, FUR
 Jordan Sorrells, FUR
 Dustin Gourdin, FUR
 Will King, FUR
 Daniel Spisak, FUR
 Chisom Onyeuku, FUR
 Jordan Eshelman, FUR
 Christopher Rogers, GSU
 Cornelius (Neil) Harrell, GSU
 Jeremy Towns, SAM
 Dustin Taliaferro, SAM
 Charlie Sanford, SAM
 Cory Smith, SAM
 Tyler Levie, SAM
 Richie Fordham, SAM
 Ryan Fordham, SAM
 J. D. Lott, SAM
 Ryan Keiper, CIT
 John Synovec, CIT
 Samuel Keeler, CIT
 Travis Ruff, CIT
 Jordan Panter, CIT
 Toluwalase Akindede, CIT
 Dewitt Jones, CIT
 Davis Boyle, CIT
 Leon Buncum, CIT
 Austin Boyle, CIT
 Cameron Turner, CIT
 Jordan Gilmore, CIT
 Colby McCoy, WOF
 Zack Jaynes, WCU
 Ricky Schwarz, WCU
 Brett Allen, WCU
 Michael Roulhac, WOF
 Mitch Allen, WOF
 Joe Fornadel, WOF
 Austin Palmer, WOF
 Cody Van Der Linden, WOF
 Ben Wilmoth, WOF
 Trey Johnson, WOF
 Brad Miller, WOF
 Clark Bishop, WOF
 Chris Cummings, WOF
 Gary Blount, WOF
 Sean Lees, WOF
 Brenton Bersin, WOF
 Tommy Irvin, WOF

2010 (65)

Karl Anderson, APP
 Blake Elder, APP
 BJ Frazier, APP
 Michael Frazier, APP
 Orry Frye, APP
 Brad Hardee, APP
 Josh Jurius, APP
 Sam Martin, APP
 Cougar Norris, APP
 Troy Sandes, APP
 Toluwalase Akindede, CIT
 Austin Boyle, CIT
 Jeremy Buncum, CIT
 Domonic Jones, CIT
 VanDyke Jones, CIT
 Ryan Keiper, CIT
 Brandon McCladdie, CIT
 Jordan Panter, CIT
 Travis Ruff, CIT
 John Synovec, CIT

Tyler Thornton, CIT
 Alexander Wall, CIT
 Kyle Herbert, Elon
 John Reece, Elon
 Justin Ward, Elon
 Blake Thompson, Elon
 A.J. Harris, Elon
 Bruce Rosell, Elon
 Chris Shafto, Elon
 Kevin Allman, FUR
 David Barrington, FUR
 Jordan Eshelman, FUR
 Rick Furman, FUR
 Rick Furman, FUR
 Bryan Hayes, FUR
 Will White, FUR
 Patrick Barker, GSU
 Andrew Sasser, GSU
 Ritchie Fordham, SAM
 Craig Millard, SAM
 Michael Pendergrast, SAM
 Charlie Sanford, SAM
 Justin Sly, SAM
 Cory Smith, SAM
 Dustin Taliaferro, SAM
 Joel Bradford, UTC
 Mike Hammons, UTC
 B.J. Coleman, UTC
 Ryan Consiglio, UTC
 Ryan Geist, UTC
 Shane Heatherly, UTC
 Adam Miller, UTC
 Brock Oliver, UTC
 Jeff Veres, UTC
 Brett Allen, WCU
 Wesley Cook, WCU
 Richard Schwartz, WCU
 Charles Woolwine, WCU
 Mitch Allen, WOF
 Clark Bishop, WOF
 Calvin Cantrell, WOF
 Chris Cummings, WOF
 Pat Illig, WOF
 Tommy Irvin, WOF
 Trey Johnson, WOF
 Ben Wilmoth, WOF

2011 (53)

Karl Anderson, APP
 Ian Barnard, APP
 Graham Fisher, APP
 Orry Frye, APP
 Logan Hallock, APP
 Cougar Norris, APP
 Troy Sanders, APP
 Xan Thomas, APP
 Tony Washington, APP
 Toluwalase Akindede, CIT
 Preston Bailey, CIT
 Leon Buncum, CIT
 Brandon McCladdie, CIT
 John Synovec, CIT
 Christopher Thornton, CIT
 Alexander Wall, CIT
 Gavin Billings, Elon
 AJ Harris, Elon
 John Reece, Elon
 Austin Sowell, Elon
 Will White, FUR
 Billy Greer, GSU
 Adrian Mora, GSU
 Joe Collins, SAM
 Phillip Ketcham, SAM
 Ben Neill, SAM
 Greg Peranich, SAM
 Michael Pendergast, SAM
 Charlie Sanford, SAM
 Justin Sly, SAM
 Dustin Taliaferro, SAM
 Noah Wilson, SAM
 Joel Bradford, UTC
 Taylor Dodds, UTC

Mike Hammons, UTC
 Adam Miller, UTC
 C.J. Murrell, UTC
 Brock Oliver, UTC
 Nick Pollard, UTC
 Brett Allen, WCU
 Wesley Cook, WCU
 Rory Pearson, WCU
 Dan Polaski, WCU
 Ricky Schwarz, WCU
 Marcus Stokes, WCU
 Rock Williams, WCU
 Walt Woolwine, WCU
 Mitch Allen, WOF
 Calvin Cantrell, WOF
 Tymeco Gregory, WOF
 Ryan Petrea, WOF
 Thomas Simms, WOF
 James Zotto, WOF

2012 (58)

Karl Anderson, APP
 Ian Barnard, APP
 Graham Fisher, APP
 Logan Hallock, APP
 Troy Sanders, APP
 Adam Scott, APP
 Michael Washington, APP
 Austin Boyle, CIT
 Davis Boyle, CIT
 Douglas German, CIT
 Brandon McCladdie, CIT
 Oyeyemi Oyegunle, CIT
 Carson Smith, CIT
 Walker Smith, CIT
 Thomas Warren, CIT
 Gavin Billings, Elon
 Thomas McGuire, Elon
 Austin Sowell, Elon
 Dennis Wagner, Elon
 Justin Ward, Elon
 Miles Williams, Elon
 Ernie Cain, FUR
 Carson Parker, FUR
 Gary Scott, FUR
 Will White, FUR
 Garrett Frye, GSU
 Michael O'Neal, SAM
 Greg Peranich, SAM
 Michael Pendergrast, SAM
 Charlie Sanford, SAM
 Justin Sly, SAM
 Jeremy Towns, SAM
 Zeke Walters, SAM
 Bobby Wilson, SAM
 Bryn Oliver, UTC
 Adam Miller, UTC
 Nick Pollard, UTC
 Jacob Huesman, UTC
 C.J. Murrell, UTC
 Davis Tull, UTC
 Wesley Cook, WCU
 K.P. Hicks, WCU
 David Giron, WCU
 Conner Orr, WCU
 Dan Polaski, WCU
 Bevan Robbs, WCU
 Clark Sechrest, WCU
 Richard Sigmon, WCU
 Marcus Stokes, WCU
 Rock Williams, WCU
 Calvin Cantrell, WOF
 Rob Greene, WOF
 Paul Inclan, WOF
 James Lawson, WOF
 Zach Murray, WOF
 Thomas Simms, WOF
 Kane Sherrill, WOF
 James Zotto, WOF

2013 (62)

Karl Anderson, APP
 Josh Anding, APP
 Barrett Burns, APP
 Austin Chambers, APP
 Graham Fisher, APP
 Logan Hallock, APP
 Jacob McCann, APP
 Tony Washington, APP
 Cullen Brown, CIT
 Joe Crochet, CIT
 Preston Durham, CIT
 Eric Goins, CIT
 Brandon McCladdie, CIT
 Walker Smith, CIT
 Thomas Warren, CIT
 Jacob Ingley, Elon
 John Loughery, Elon
 Thomas McGuire, Elon
 Austin Sowell, Elon
 Dennis Wagner, Elon
 Ernie Cain, FUR
 Reese Hannon, FUR
 Gibson Klapthor, FUR
 Andy McMillan, FUR
 Chad Scott, FUR
 Tanner Skogon, FUR
 Matthew Dobson, GSU
 Garrett Frye, GSU
 Hunter Lamar, GSU
 Jeffery Ward, GSU
 Gunnar Bromelow, SAM
 Greg Peranich, SAM
 Brinson Porter, SAM
 Michael O'Neal, SAM
 Ben Neill, SAM
 Hans Rice, SAM
 Andy Summerlin, SAM
 Jeremy Towns, SAM
 Zeke Walters, SAM
 Bobby Wilson, SAM
 C.J. Murrell, UTC
 Kevin Neithammer, UTC
 Nick Pollard, UTC
 Beau Simmons, UTC
 Davis Tull, UTC
 Chandler Addertion, WCU
 Sertonuse Harris, WCU
 K.P. Hicks, WCU
 Darius Ramsey, WCU
 London Richardson, WCU
 Clark Sechrest, WCU
 Richard Sigmon, WCU
 Jake Thornton, WCU
 T.J. Chamberlain, WOF
 Robert Greene, WOF
 Octavius Harden, WOF
 Paul Inclan, WOF
 Marcus Isom, WOF
 James Lawson, WOF
 Kane Sherrill, WOF
 Kevin Thomas, WOF
 James Zotto, WOF

2014 (66)

Joe Crochet, CIT
 Eric Goins, CIT
 Nick Jeffreys, CIT
 Austin Jordan, CIT
 Craig Miller, CIT
 Hunter Morris, CIT
 Isaiah Pinson, CIT
 Carson Smith, CIT
 Walker Smith, CIT
 Will Vanvick, CIT
 Kyle Weaver, CIT
 Ernie Cain, FUR
 Duncan Fletcher, FUR
 Andy McMillan, FUR
 Chad Scott, FUR
 Dillon Woodruff, FUR

John Garrett Abernathy, MER
Robert Brown, MER
Devin Davidson, MER
Rob East, MER
Mike Gray, MER
Cody Jones, MER
James Palmer, MER
Grant Radakovich, MER
John Russ, MER
Kirby Southard, MER
Brett Steverson, MER
Michael Wagner, MER
Tyler Ward, MER
Avery White, MER
Gunnar Bromelow, SAM
Wesley Carter, SAM
Reece Everett, SAM
Michael O'Neal, SAM
Greg Peranich, SAM
Brinson Porter, SAM
Ryan Bossung, UTC
Derrick Craine, UTC
Kevin Niethammer, UTC
Nick Pollard, UTC
Jacob Revis, UTC
Jerkerious Scott, UTC
Hunter Townson, UTC
Davis Tull, UTC
Hayden Alford, VMI
Al Cobb, VMI
Chris Copeland, VMI
K.P. Hicks, WCU
Andrew Mayton, WCU
Lee Patillo, WCU
Fred Payne, WCU
Darius Ramsey, WCU
Richard Sigmon, WCU
Taylor Bragg, WOF
Nick Colvin, WOF
Steven Cornellier, WOF
Octavius Harden, WOF
Cole Higbie, WOF
Brody Hingst, WOF
Marcus Isom, WOF
David Marvin, WOF
Paul Nelson, WOF
T.J. Novotny, WOF
Brian Sanders, WOF
Kevin Thomas, WOF
Anton Wharby, WOF

2015 (81)

Caleb Bennett, CIT
Tyus Carter, CIT
Joe Crochet, CIT
Brandon Eakins, CIT
Eric Goins, CIT
Nick Jeffreys, CIT
Craig Miller, CIT
Myles Pierce, CIT
Lee Riley, CIT
Will Vanvick, CIT
Kyle Weaver, CIT
Duncan Fletcher, FUR
Reese Hannon, FUR
Carl Rider, FUR
Andy Schumpert, FUR
Chad Scott, FUR
Dillon Woodruff, FUR
John Abernathy, MER
Samuel Arrington, MER
Lee Bennett, MER
Robert Brown, MER
Devin Davidson, MER
Robert East, MER
Michael Gray, MER
Brandon Gurley, MER
Cody Jones, MER
CJ Kleckley, MER
Philip Lieb, MER
Thomas Marchman, MER

Arterrious Mitchell, MER
Grant Radakovich, MER
Zechariah Rice, MER
John Russ, MER
Kirby Southard, MER
Tyler Ward, MER
Avery White, MER
Charles Yates, MER
Gunnar Bromelow, SAM
Wesley Carter, SAM
Carter McManes, SAM
Anthony Pistelli, SAM
Jacob Wilks, SAM
Derek Slaughter, SAM
Cody Bennett, UTC
Jacob Revis, UTC
Nikolay Timoshchuk, UTC
Ryan Bossung, UTC
Derrick Craine, UTC
Alex Hooper, UTC
Hunter Townson, UTC
Hayden Alford, VMI
Al Cobb, VMI
Chris Copeland, VMI
Patrick Doucette, VMI
Brian Ellis, VMI
Ryan Francis, VMI
Scott Frazier, VMI
Chad Jacob, VMI
Andrew Lewis, VMI
Tony Richardson, VMI
Greg Sanders, VMI
Chandler Addertion, WCU
Derrick Davis, WCU
Blake Metcalf, WCU
A.J. Newman, WCU
London Richardson, WCU
Daniel Riddle, WCU
Kaleb Spry, WCU
Zach Weeks, WCU
Taylor Bragg, WOF
Logan Christian, WOF
Nick Colvin, WOF
Steven Cornellier, WOF
Jared Jacon-Duffy, WOF
David Marvin, WOF
Paul Nelson, WOF
T.J. Novotny, WOF
John Patterson, WOF
Brian Sanders, WOF
Anton Wahrby, WOF
Hunter Windham, WOF

2016 (90)

Ken Allen, CIT
Jordan Black, CIT
Tyus Carter, CIT
Joe Crochet, CIT
Jonathan Dorogy, CIT
Nick Jeffreys, CIT
Patrick Keefe, CIT
Myles Pierce, CIT
Will Vanvick, CIT
Kyle Weaver, CIT
Samuel Wike, ETSU
Alston Quillin, ETSU
Haddon Hill, ETSU
Jack Jones, ETSU
Austin Herink, ETSU
Christopher Bouyer, ETSU
Johnathon Jerman, ETSU
Kobe Kelley, ETSU
Christopher Jackson, ETSU
Austin Gatewood, ETSU
Kevin McConnell, ETSU
Jackson Buonamia, FUR
Duncan Fletcher, FUR
Reese Hannon, FUR
Carl Rider, FUR
Brian Ross, FUR
Andy Schumpert, FUR

Chad Scott, FUR
Wade Smith, FUR
Tosin Aguebor, MER
Samuel Arrington, MER
Lemarkus Bailey, MER
Robert Brown, MER
Sytavious Brown, MER
Tanner Brumby, MER
Coleman Fisher, MER
Michael Gray, MER
Brandon Gurley, MER
Dorian Kithcart, MER
Clifford Kleckley, MER
Philip Lieb, MER
Corey Lockett, MER
Thomas Marchman, MER
Steven Nixon, MER
John Russ, MER
Tyler Ward, MER
Charles Yates, MER
Reece Everett, SAM
Carter McManes, SAM
Mitchell Smith, SAM
Ryan White, SAM
Cody Bennett, UTC
Colin Brewer, UTC
Derrick Craine, UTC
Alex Hooper, UTC
Branden Parker, UTC
Hunter Townson, UTC
Alex Trotter, UTC
Zach Baker, VMI
Al Cobb, VMI
Patrick Doucette, VMI
Tyler Fedison, VMI
Ryan Francis, VMI
Scott Frazier, VMI
Chad Jacob, VMI
Andrew Lewis, VMI
Tony Richardson, VMI
Greg Sanders, VMI
Chandler Addertion, WCU
Ian Berryman, WCU
Nathan Dalton, WCU
Corey Holloway, WCU
Ethan James, WCU
Tyler Junius, WCU
Andrew Mayton, WCU
A.J. Newman, WCU
Daniel Riddle, WCU
Kaleb Spry, WCU
Jerod Walls, WCU
Zach Weeks, WCU
Nick Colvin, WOF
Steven Cornellier, WOF
Jared Jacon-Duffy, WOF
David Marvin, WOF
T.J. Novotny, WOF
John Patterson, WOF
Malik Rivera, WOF
Brian Sanders, WOF
Anton Wahrby, WOF
Hunter Windham, WOF

2017 (81)

Carl Cunningham Jr., CIT
Cody Floyd, CIT
Jacob Godek, CIT
Cam Jackson, CIT
Patrick Keefe, CIT
Jonathan King, CIT
Myles Pierce, CIT
Blake Bockrath, ETSU
Chris Bouyer, ETSU
Eddie Gajardo, ETSU
Austin Gatewood, ETSU
JD Griffin, ETSU
Austin Herink, ETSU
Haddon Hill, ETSU
JJ Jerman, ETSU
Kobe Kelley, ETSU

Trey Quilin, ETSU
Braxton Richburg, ETSU
Austin Rowan, ETSU
Myles Smith, ETSU
Jajuan Stinson, ETSU
Hunter Wike, ETSU
Cole Kennedy, FUR
Reed Kroeber, FUR
Bo Layton, FUR
Jack Owen, FUR
Harris Roberts, FUR
Sean Rusnak, FUR
Andy Schumpert, FUR
Wade Smith, FUR
Jonah Tibbs, FUR
Dillon Woodruff, FUR
Tucker Cannon, MER
Logan Craighead, MER
Cole Fisher, MER
Jake Flath, MER
Brandon Gurley, MER
Dorian Kithcart, MER
Alex Lakes, MER
Thomas Marchman, MER
Ryan May, MER
Tee Mitchell, MER
Steven Nixon, MER
Sidney Otiwu, MER
Jack Raines, MER
Brumby Tanner, MER
Chase Westfall, MER
Austin Wysor, MER
Caleb Yates, MER
Austin Barnard, SAM
Alec Happel, SAM
Reid Hulkan, SAM
Carter McManes, SAM
Matthew Pittarelli, SAM
Jordan Weaver, SAM
Rashun Freeman, UTC
Alex Hooper, UTC
Jerrell Lawson, UTC
Branden Parker, UTC
Hawk Schrider, UTC
Cole Strange, UTC
Zach Baker, VMI
Patrick Doucette, VMI
Ryan Francis, VMI
Jake Paladino, VMI
Tony Richardson, VMI
Greg Sanders, VMI
Matthew Bair, WCU
Ian Berryman, WCU
Nathan Dalton, WCU
Tyler Junius, WCU
A.J. Newman, WCU
Tanner Poindexter, WCU
Daniel Riddle, WCU
Jerod Walls, WCU
Zach Weeks, WCU
Jared Jacon-Duffy, WOF
Blake Jeresaty, WOF
Michael Ralph, WOF
Malik Rivera, WOF
Liam Ronan, WOF

2018 (79)

Aaron Brawley, CIT
Sean-Thomas Faulkner, CIT
Jacob Godek, CIT
Patrick Keefe, CIT
Brandon Rainey, CIT
Gage Russell, CIT
Dante Smith, CIT
Raleigh Webb, CIT
Denzel Wright, CIT
Chris Bouyer, ETSU
Eddie Gajardo, ETSU
Austin Gatewood, ETSU
Austin Herink, ETSU
Haddon Hill, ETSU

JJ Jerman, ETSU
Kobe Kelley, ETSU
Greg McCloud, ETSU
Cameron Parker, ETSU
Matt Thompson, ETSU
Dylan Weigel, ETSU
Grayson Atkins, FUR
Reed Kroeber, FUR
Bo Layton, FUR
Jack Owen, FUR
Harris Roberts, FUR
Wade Smith, FUR
Guysen Bohler, MER
Michael Cannon, MER
Thomas Craighead, MER
Coleman Fisher, MER
John Flath, MER
Charles Frost, MER
Brandon Gurley, MER
John Iorillo, MER
Barron King, MER
Dorian Kithcart, MER
Connor Krieger, MER
Arterrious Mitchell, MER
Steven Nixon, MER
Sidney Otiwu, MER
Andrew Pettit, MER
John Raines, MER
Matthew Shiel, MER
Carl Westfall, MER
Austin Wysor, MER
Nicholas Barton, SAM
Nathan East, SAM
Matthew Pittarelli, SAM
John Staton, SAM
Jordan Weaver, SAM
Colin Brewer, UTC
Marshall Cooper, UTC
Rashun Freeman, UTC
Jerrell Lawson, UTC
Jared Nash, UTC
Bryce Nunnally, UTC
Hawk Schrider, UTC
Jonathan Stovall, UTC
Cole Strange, UTC
Alex Trotter, UTC
Zach Baker, VMI
Brad Davis, VMI
Reed King, VMI
Jake Paladino, VMI
Colby Rider, VMI
A.J. Smith, VMI
Jordan Ward, VMI
Kenny Benton, WCU
Ian Berryman, WCU
Nathan Dalton, WCU
Alan Harris, WCU
Corey Holloway, WCU
Will Jones, WCU
Kaleb Spry, WCU
Grady Thomas, WCU
Zach Weeks, WCU
John Beckley, WOF
Blake Jeresaty, WOF
Garrison Moore, WOF
Michael Ralph, WOF
Andy Riazzi, WOF
Weston Rountree, WOF
Ryan Titus, WOF
Brandon Zamary, WOF

2019 (79)

Aaron Brawley, CIT
Matt Campbell, CIT
Thomas Crawford, CIT
Sean-Thomas Faulkner, CIT
Jacob Godek, CIT
Elijah Lowe, CIT
Brandon Rainey, CIT
Gage Russell, CIT
Dante Smith, CIT

Raleigh Webb, CIT
 Denzel Wright, CIT
 Nate Adkins, ETSU
 Ben Blackmon, ETSU
 Eddie Gajardo, ETSU
 Dustin Nickle, ETSU
 Cameron Parker, ETSU
 Austin Rowan, ETSU
 Chase Abshier, FUR
 Grayson Atkins, FUR
 Jack Hardin, FUR
 Reed Kroeber, FUR
 Bo Layton, FUR
 Jack Owen, FUR
 Hamp Sisson, FUR
 Michael Cannon, MER
 Willie Coneway, MER
 Thomas Craighead, MER
 John Flath, MER
 Collin Foster, MER
 Charles Frost, MER
 John Iorillo, MER
 Eric Jackson, MER
 Barron King, MER
 Dorian Kitchcart, MER
 Conner Krieger, MER
 Landon Miller, MER
 Sidney Otiwu, MER
 Loy Peppers, MER
 Andrew Pettit, MER
 John Raines, MER
 Robert Riddle, MER
 Carl Westfall, MER
 Nicholas Barton, SAM
 Nathan East, SAM
 Mitchell Fineran, SAM
 Luke Hill, SAM
 Jonathan Moore, SAM
 Gavin Orr, SAM
 Matthew Pittarelli, SAM
 Bradley Porcellato, SAM
 Chandler Smith, SAM
 Kendall Watson, SAM
 Colin Brewer, UTC
 Thomas Burks, UTC
 Marshall Cooper, UTC
 Rashun Freeman, UTC
 Jack Keebler, UTC
 Jerrell Lawson, UTC
 Bryce Nunnally, UTC
 CaMiron Smith, UTC
 Christian Snyder, UTC
 Jonathan Stovall, UTC
 Cole Strange, UTC
 Nick Tiano, UTC
 Brad Davis, VMI
 Michael Jackson, VMI
 Reed King, VMI
 Colby Rider, VMI
 Jonathan Tobin, VMI
 Jordan Ward, VMI
 Clayton Bardall, WCU
 Allan Harris, WCU
 Ezekiel Jennette, WCU
 Will Jones, WCU
 Grady Thomas, WCU
 John Beckley, WOF
 Blake Jeresaty, WOF
 Garrison Moore, WOF
 Liam Ronan, WOF

2020-21 (83)

Marquise Blount, CIT
 Logan Braucht, CIT
 Matt Campbell, CIT
 Thomas Crawford, CIT
 Andy Davis, CIT
 Tyler Long, CIT
 Cole Owens, CIT
 Jay Smith, CIT
 Johnathan Toole, CIT

Cooper Wallace, CIT
 Raleigh Webb, CIT
 Nate Adkins, ETSU
 Max Evans, ETSU
 Alijah Huzzie, ETSU
 Tyler Keltner, ETSU
 Chandlor Mullins, ETSU
 Dawson Pierson, ETSU
 Timothy Stayskal, ETSU
 Zach West, ETSU
 Chase Abshier, FUR
 Timmy Bleekrode, FUR
 Clark Daniel, FUR
 Jacob Johanning, FUR
 Reed Kroeber, FUR
 Nicky Kuzemka, FUR
 Jack Owen, FUR
 Hugh Ryan, FUR
 Hamp Sisson, FUR
 Kashawn Baker, MER
 Matthew Burke, MER
 Caleb Dowden, MER
 Devin Folser, MER
 Collin Foster, MER
 Trey Iorillo, MER
 Deondre Johnson, MER
 Barron King, MER
 Conner Krieger, MER
 Zachary Lassiter, MER
 Bryce Lawrence, MER
 Landon Miller, MER
 Drake Starks, MER
 Lance Wise, MER
 Ty Boles, SAM
 Dakota Chapman, SAM
 Nathan East, SAM
 Mitchell Fineran, SAM
 Nick Jackson, SAM
 Armond Lloyd, SAM
 Jonathan Moore, SAM
 Bradley Porcellato, SAM
 Tyler Russell, SAM
 Grant Urenovitch, SAM
 Kendall Watson, SAM
 Tyron Arnett, UTC
 Drayton Arnold, UTC
 Gabe Boring, UTC
 Evan Brown, UTC
 McClendon Curtis, UTC
 Rashun Freeman, UTC
 Kohl Henke, UTC
 Jerrell Lawson, UTC
 Andrew Manning, UTC
 Cody Olszewski, UTC
 Cameron Perry, UTC
 CaMiron Smith, UTC
 Christian Snyder, UTC
 Cole Strange, UTC
 Brad Davis, VMI
 Michael Jackson, VMI
 Jonathan Tobin, VMI
 Aaron Vardell, VMI
 Jordan Ward, VMI
 Clayton Bardall, WCU
 Will Jones, WCU
 Richard McCollum, WCU
 Micah Nelson, WCU
 Elijah Ball, WOF
 John Beckley, WOF
 John Harrington, WOF
 Garrison Moore, WOF
 Jaxen Rogers, WOF
 James Wells, WOF
 Jim Welsh, WOF

2021 (112)

Marquise Blount, CIT
 Matthew Campbell, CIT
 William Carlay, CIT
 Tyler Cherry, CIT
 Andrew Davis, CIT

Haden Haas, CIT
 Colby Kintner, CIT
 Michael McDowell, CIT
 Cameron Moewe, CIT
 William Smith, CIT
 Nathan Storch, CIT
 Jonathan Toole, CIT
 Cooper Wallace, CIT
 Raleigh Webb, CIT
 Nate Adkins, ETSU
 Nate Brackett, ETSU
 Max Evans, ETSU
 Tyler Keltner, ETSU
 Colton Lakes, ETSU
 Chandlor Mullins, ETSU
 Dawson Pierson, ETSU
 Tre'mond Shorts, ETSU
 Tim Stayskal, ETSU
 Zach West, ETSU
 Chase Abshier, FUR
 Julian Ashby, FUR
 Timmy Bleekrode, FUR
 Luke Bynum, FUR
 Clark Daniel, FUR
 Evan DiMaggio, FUR
 Wyatt Hughes, FUR
 Jacob Johanning, FUR
 Nicky Kuzemka, FUR
 Axel Lepvreau, FUR
 Bryce McCormick, FUR
 Jack Rhodes, FUR
 Hugh Ryan, FUR
 Hamp Sisson, FUR
 Dusty Baker, MER
 Isaac Dowling, MER
 Devin Folser, MER
 Dylan Fromm, MER
 Danijah Gammage, MER
 Aidan Higgins, MER
 Ari Kamau, MER
 Barron King, MER
 Zachary Lassiter, MER
 Brycen Lawrence, MER
 Landon Miller, MER
 William Peevy, MER
 Christian Starks, MER
 Alvin Ward, MER
 Jordan Williams, MER
 Alfred Wooten, MER
 Tay Berry, SAM
 Ty Boles, SAM
 Jabari Brooks, SAM
 Dakota Chapman, SAM
 Josiah Cotton, SAM
 Nathan East, SAM
 Cooper Frazier, SAM
 Ty Hatcher, SAM
 Donovan Hawkins, SAM
 Ty Herring, SAM
 Nick Jackson, SAM
 Noah Martin, SAM
 Bradley Porcellato, SAM
 Peyton Ringer, SAM
 Tyler Russell, SAM
 Seth Simmer, SAM
 Chandler Smith, SAM
 J.R. Tran-Reno, SAM
 Kendall Watson, SAM
 Tyon Arnett, UTC
 Gabe Boring, UTC
 Alec Boruff, UTC
 Evan Brown, UTC
 McClendon Curtis, UTC
 Ailym Ford, UTC
 Rashun Freeman, UTC
 Kohl Henke, UTC
 Jeremiah Katt, UTC
 Jerrell Lawson, UTC
 Reuben Lowery III, UTC
 Andrew Manning, UTC
 Cody Olszewski, UTC

Aaron Sears, UTC
 CaMiron Smith, UTC
 Christian Snyder, UTC
 Cole Strange, UTC
 Reid Williams, UTC
 Evan Eller, VMI
 Collin Ironside, VMI
 Michael Jackson, VMI
 James Reid, VMI
 Grant Swinehart, VMI
 Jonathan Tobin, VMI
 Aaron Vardell, VMI
 Clayton Bardall, WCU
 Brandon Dickerson, WCU
 Richard McCollum, WCU
 Micah Nelson, WCU
 Giovanni Ricciardi, WCU
 Malik Richardson, WCU
 Elijah Ball, WOF
 John Beckley, WOF
 John Boyles, WOF
 John Harrington, WOF
 Atkins Roberts, WOF
 Jaxen Rogers, WOF
 James Wells, WOF
 Jim Welsh, WOF

2022 (98)

Michael Bartilucci, CIT
 Marquise Blount, CIT
 (Anthony) Saul Diaz, CIT
 Javonte Graves-Billips, CIT
 Brian Horn, CIT
 Colby Kintner, CIT
 Michael McDowell, CIT
 Cameron Moewe, CIT
 W. "Jay" Smith, CIT
 Graeson Underwood, CIT
 Cooper Wallace, CIT
 Quinn Caballero, ETSU
 Haynes Eller, ETSU
 Max Evans, ETSU
 Shaun Hastings, ETSU
 Trace Kelley, ETSU
 Tyler Keltner, ETSU
 Chandler Martin, ETSU
 Joe Schreiber, ETSU
 Cason Setzekorn, ETSU
 Tim Stayskal, ETSU
 Trevor Thompson, ETSU
 Zach West, ETSU
 Julian Ashby, FUR
 Luke Bynum, FUR
 Evan DiMaggio, FUR
 Wyatt Hughes, FUR
 Jacob Johanning, FUR
 Nicky Kuzemka, FUR
 Axel Lepvreau, FUR
 Bryce McCormick, FUR
 Jack Rhodes, FUR
 Hugh Ryan, FUR
 Bryce Stanfield, FUR
 Sam Whitney, FUR
 Ty Youngblood, FUR
 Edward Adcock, MER
 Dusty Baker, MER
 Justin Coleman, MER
 Isaac Dowling, MER
 Devin Folser, MER
 Danijah Gammage, MER
 Kentavian Standley, MER
 Jordan Swain, MER
 Marques Thomas, MER
 Alfred Wooten, MER
 Tay Berry, SAM
 Henry Bishop, SAM
 Dakota Chapman, SAM
 David Coleman, SAM
 Josiah Cotton, SAM
 Nathan East, SAM
 Austin Guyse, SAM

Donovan Hawkins, SAM
 Nick Jackson, SAM
 Noah Martin, SAM
 Josh Mathiasen, SAM
 Michael Mitchler, SAM
 Brad Porcellato, SAM
 Peyton Ringer, SAM
 Seth Simmer, SAM
 Chandler Smith, SAM
 JR Tran-Reno, SAM
 Tyron Arnett, UTC
 Gabe Boring, UTC
 Alec Boruff, UTC
 Evan Brown, UTC
 McClendon Curtis, UTC
 Reuben Lowery, UTC
 Cody Olszewski, UTC
 Sam Phillips, UTC
 Jason Pierce, UTC
 Aaron Sears, UTC
 CaMiron Smith, UTC
 Jordan Walker, UTC
 Reid Williams, UTC
 Austin Doyle, VMI
 Will Reid, VMI
 Grant Swinehart, VMI
 Aaron Vardell, VMI
 Marlon Alexander, WCU
 Clayton Bardall, WCU
 Brandon Dickerson, WCU
 Richard McCollum, WCU
 Micah Nelson, WCU
 Giovanni Ricciardi, WCU
 Malik Richardson, WCU
 John Boyles, WOF
 John Harrington, WOF
 Brandon Maina, WOF
 Landon Parker, WOF
 Jacob Ritchie, WOF
 Atkins Roberts, WOF
 Jack Scroggs, WOF
 Jason Swann, WOF
 Garrett Vernon, WOF
 James Wells, WOF
 Cameron Woolery, WOF

Appalachian State 34, No. 5 Michigan 32 Sept. 1, 2007

ANN ARBOR, Mich. – Julian Rauch’s 24-yard field goal with 26 seconds left put Appalachian State ahead of Michigan and Corey Lynch blocked a field goal in the final seconds to seal one of college football’s biggest upsets as the Mountaineers prevailed over the fifth-ranked Wolverines, 34-32, in front of 109,218 fans. The win marked the first-ever FCS win over a ranked FBS opponent.

“We’re still sort of shocked,” coach Jerry Moore said after being carried off the field by his players.

Appalachian State’s victory prompted the Associated Press to allow FCS teams to be considered for inclusion in the 71-year-old poll for the first time.

	1Q	2Q	3Q	4Q	F
Appalachian State	7	21	3	3	- 34
Michigan	14	3	9	6	- 32



Corey Lynch (47) blocked Michigan’s last-second field-goal try to seal Appalachian State’s historic win in the “Big House.”

SoCon wins over FBS opponents (31)

- 1982 Furman 28, South Carolina 23
- 1983 Furman 17, Georgia Tech 14
- 1983 Chattanooga 38, Louisiana-Lafayette 14
- 1983 Appalachian State 27, Wake Forest 25
- 1984 Chattanooga 9, Louisiana-Lafayette 7
- 1984 Furman 34, North Carolina State 30
- 1985 Furman 42, North Carolina State 20
- 1987 ETSU 29, North Carolina State 14
- 1988 The Citadel 42, Navy 35
- 1988 Appalachian State 34, Wake Forest 34
- 1989 Appalachian State 15, Wake Forest 10
- 1989 The Citadel 14, Navy 10
- 1990 The Citadel 38, South Carolina 35
- 1991 The Citadel 20, Army 14
- 1991 Appalachian State 17, Wake Forest 3
- 1992 The Citadel 10, Arkansas 3
- 1992 The Citadel 15, Army 14
- 1995 Appalachian State 24, Wake Forest 22
- 1998 Appalachian State 30, Wake Forest 27
- 1999 Furman 28, North Carolina 3
- 2000 Wofford 24, Louisiana-Monroe 6
- 2000 Appalachian State 20, Wake Forest 16
- 2004 Georgia Southern 53, Florida International 32
- 2007 Appalachian State 34, No. 5 Michigan 32
- 2013 Samford 31, Georgia State 21
- 2013 Chattanooga 42, Georgia State 14
- 2013 Georgia Southern 26, Florida 20
- 2015 Furman 16, UCF 15
- 2015 The Citadel 23, South Carolina 22
- 2019 The Citadel 27, Georgia Tech 24 (OT)
- 2021 ETSU 23, Vanderbilt 3

Furman 28, North Carolina 3 Oct. 30, 1999




Louis Ivory rushed for 177 yards and a touchdown as Furman manhandled North Carolina, 28-3.

Wofford 24, Louisiana-Monroe 6 Nov. 18, 2000



QB Travis Wilson rushed for a pair of scores as Wofford topped Louisiana-Monroe, 24-6.

The Citadel 10, Arkansas 3 Sept. 5, 1992



All-American fullback Everette Sands of The Citadel powered past Arkansas, 10-3, in the Razorbacks’ first game as an SEC school.

~~~ TOTAL OFFENSE ~~~

MOST PLAYS

Half

59, Michael Payton (MAR) vs. Western Carolina, Oct. 31, 1992
 48, Devlin Hodges (SAM) at Mississippi St., Oct. 29, 2016 (2nd)
 47, DeAndre Presley (APP) vs. Villanova, Dec. 11, 2010 (2nd)
 47, Devlin Hodges (SAM) at Kennesaw St., Nov. 25, 2017 (2nd)
 47, Michael Hiers (SAM) at Chattanooga, Nov. 12, 2022 (1st)
 45, Devlin Hodges (SAM) at The Citadel, Nov. 10, 2018 (1st)
 44, Andy Summerlin, (SAM) at Furman, Nov. 9, 2013 (2nd)
 44, Reece Udinski (VMI) at Western Caro., Sept. 22, 2018 (2nd)
 43, Devlin Hodges (SAM) vs. Chattanooga, Oct. 28, 2017 (1st)
 42, Devlin Hodges (SAM) at Western Caro., Sept. 23, 2017 (2nd)

Game

86, Devlin Hodges (SAM) at Miss. St., Oct. 29, 2016
 83, Liam Welch (SAM) vs. ETSU, Sept. 25, 2021
 80, Reece Udinski (VMI) at WCU, Sept. 22, 2018
 79, Devlin Hodges (SAM) at The Citadel, Nov. 10, 2018
 77, Troy Mitchell (WCU) at South Florida, Aug. 30, 2014
 77, Devlin Hodges (SAM) at WCU, Oct. 24, 2015
 74, Michael Payton (MAR) vs. WCU, Oct. 31, 1992
 74, Devlin Hodges (SAM) at KSU, Nov. 25, 2017
 74, Reece Udinski (VMI) vs. Mercer, Sept. 29, 2018
 73, Tony Petersen (MAR) vs. WCU, Nov. 14, 1987
 73, Reece Udinski (VMI) at ETSU, Sept. 14, 2019
 73, Rogan Wells (WCU) vs. Samford, Sept. 18, 2021
 73, Jace Wilson (FUR) vs. Samford, Oct. 1, 2022

Season

641, Devlin Hodges (SAM), 2016
 640, Devlin Hodges (SAM), 2018
 623, Devlin Hodges (SAM), 2017
 622, Scott Riddle (Elon), 2007
 600, Reece Udinski (VMI), 2018
 588, Liam Welch (SAM), 2021
 570, Michael Hiers (SAM), 2022
 537, Andy Summerlin (SAM), 2013
 533, Reece Udinski (VMI), 2019
 527, Jacob Huesman (UTC), 2014

Career

2,266, Devlin Hodges (SAM), 2015-18
 2,069, Scott Riddle (Elon), 2007-2010
 1,935, Armanti Edwards (APP), 2006-09
 1,892, Jacob Huesman (UTC), 2012-15
 1,766, Tyrie Adams (WCU), 2016-19
 1,450, Reece Udinski (VMI) 2017-21
 1,425, Dustin Taliaferro (SAM), 2008-11
 1,411, Richie Williams (APP), 2002-05
 1,348, Greg Ryan (ETSU), 1993-96
 1,335, D.J. Campbell (APP), 1989-92

MOST TOTAL YARDS

Game

655, Liam Welch (SAM) vs. ETSU, Sept. 25, 2021
 586, Devlin Hodges (SAM) at WCU, Oct. 6, 2018
 581, Liam Welch (SAM) vs. VMI, March 20, 2021
 570, Cedric Stevens (UTC) vs. APP, Oct. 30, 2004
 552, Fred Payton (MER) at Samford (OT), Nov. 19, 2022
 545, Tyrie Adams (WCU) at Mercer, Oct. 20, 2018
 540, Rogan Wells (WCU) at Gardner-Webb, Sept. 25, 2021
 545, Tyrie Adams (WCU) at Mercer, Oct. 20, 2018
 530, Devlin Hodges (SAM) at WCU, Sept. 23, 2017
 526, Chris Sanders (UTC) vs. Furman, Nov. 20, 1999

Season

4,596, Devlin Hodges (SAM), 2018
 4,310, Devlin Hodges (SAM), 2016
 4,138, Devlin Hodges (SAM), 2017
 3,970, Armanti Edwards (APP), 2009
 3,876, Liam Welch (SAM), 2021
 3,843, Armanti Edwards (APP), 2008
 3,756, Chris Sanders (UTC), 2000
 3,745, Richie Williams (APP), 2005
 3,740, Jacob Huesman (UTC), 2014
 3,738, Scott Riddle (Elon), 2007

Career

15,601, Devlin Hodges (SAM), 2015-18
 14,753, Armanti Edwards (APP), 2006-09
 13,147, Scott Riddle (Elon), 2007-10
 12,248, Jacob Huesman (UTC), 2012-15
 11,525, Tyrie Adams (WCU), 2016-19
 9,397, Troy Mitchell (WCU), 2012-15
 9,370, Richie Williams (APP), 2002-05
 8,711, Todd Wells (ETSU), 1997-00

8,086, John Russ (MER), 2014-16
 8,019, Al Cobb (VMI), 2014-16

MOST TOUCHDOWNS RESPONSIBLE FOR (touchdowns scored and passed for)

Game

9, Allen McCune (WVU) vs. Pittsburgh, Oct. 2, 1965
 8, Chris Forcier (FUR) vs. Presbyterian, Sept. 24, 2011
 7, Chris Sanders (UTC) vs. Mississippi Valley State, Sept. 16, 2000
 7, Armanti Edwards (APP) vs. Richmond, Dec. 7, 2007
 7, Devlin Hodges (SAM) vs. Western Caro., Oct. 6, 2018
 7, Devlin Hodges (SAM) vs. VMI, Oct. 13, 2018
 7, Chris Oladokun (SAM) at Tennessee Tech, Aug. 31, 2019
 6, 21 times
 Last: Carlos Davis (WCU) at Charleston So., Sept. 3, 2022

Season

41, Armanti Edwards (APP), 2008
 40, Scott Riddle (Elon), 2007
 40, Devlin Hodges (SAM), 2016
 40, Devlin Hodges (SAM), 2018
 39, Michael Hiers (SAM), 2022
 38, Chaz Williams (GSU), 2004
 38, Armanti Edwards (APP), 2007
 37, Jacob Huesman (UTC), 2014
 36, Chaz Williams (GSU), 2002
 34, DeAndre Presley (APP), 2010
 34, Devlin Hodges (SAM), 2017

Career

139, Armanti Edwards (APP), 2006-09
 128, Devlin Hodges (SAM), 2015-18
 120, Scott Riddle (Elon), 2007-10
 107, Jacob Huesman (UTC), 2012-15
 85, Chaz Williams (GSU), 2001-04
 82, Tyrie Adams (WCU), 2016-19
 81, Richie Williams (APP), 2002-05
 77, Jayson Foster (GSU), 2004-07
 75, John Russ (MER), 2014-16
 71, Greg Hill (GSU), 1996-99

MOST GAMES 250 OR MORE TOTAL YARDS

Season

11, Devlin Hodges (SAM), 2016
 11, Devlin Hodges (SAM), 2017
 10, Armanti Edwards (APP), 2008
 10, Scott Riddle (Elon), 2007
 10, Jamal Jackson (APP), 2012
 10, Devlin Hodges (SAM), 2018
 9, Chris Sanders (UTC), 2000
 9, Armanti Edwards (APP), 2007
 9, Armanti Edwards (APP), 2009
 9, DeAndre Presley (APP), 2010

Career

38, Devlin Hodges (SAM), 2015-18
 35, Armanti Edwards (APP), 2006-09
 28, Scott Riddle (Elon), 2007-10
 24, Jacob Huesman (UTC), 2012-15
 24, Tyrie Adams (WCU), 2016-19
 17, Troy Mitchell (WCU), 2012-15
 17, Reece Udinski (VMI), 2017-21
 16, Chris Sanders (UTC), 1999-00
 16, Al Cobb (VMI), 2014-16
 15, Jamal Jackson (APP), 2010-13

MOST CONSECUTIVE GAMES 250 OR MORE TOTAL YARDS

Season

10, Scott Riddle (Elon), 2007
 10, Devlin Hodges (SAM), 2016
 9, Devlin Hodges (SAM), 2017
 8, Reece Udinski (VMI), 2019
 7, Chris Sanders (UTC), 2000
 7, Thomas Wilson (Elon), 2012
 7, Andy Summerlin (SAM), 2013
 6, Devlin Hodges (SAM), 2018
 6, Liam Welch (SAM), 2020-21
 6, Michael Hiers (SAM), 2022

MOST GAMES 300 OR MORE TOTAL YARDS

Season

10, Devlin Hodges (SAM), 2016
 10, Devlin Hodges (SAM), 2018
 8, Scott Riddle (Elon), 2007
 8, Armanti Edwards (APP), 2009
 8, Devlin Hodges (SAM), 2017
 7, Richie Williams (APP), 2004
 7, Armanti Edwards (APP), 2008
 7, Jamal Jackson (APP), 2012

7, Jacob Huesman (UTC), 2015
 7, Tyrie Adams (WCU), 2018
 7, Liam Welch (SAM), 2021
 7, Rogan Wells (WCU), 2021

Career

32, Devlin Hodges (SAM), 2015-18
 24, Armanti Edwards (APP), 2006-09
 20, Scott Riddle (Elon), 2007-10
 16, Tyrie Adams (WCU), 2016-19
 15, Jacob Huesman (UTC), 2012-15
 13, Liam Welch (SAM), 2016-21
 12, Chris Sanders (UTC), 1999-00
 11, Al Cobb (VMI), 2014-16
 10, Jamal Jackson (APP), 2010-13
 9, Thomas Wilson (Elon), 2009-12
 9, Troy Mitchell (WCU) 2012-15

HIGHEST AVERAGE GAIN PER PLAY

Game (minimum 20 plays)

17.00 (29-493), Michael Payton (MAR) vs. VMI, Nov. 16, 1991
 15.16 (31-470), Chris Oladokun (SAM) at Tenn. Tech, Aug. 31, 2019
 15.08 (24-362), Greg Hill (GSU) vs. Furman, Nov. 7, 1998

Season (minimum 1,500 yards)

9.09 (258-2,346), Greg Hill (GSU), 1999
 8.94 (266-2,379), Michael Payton (MAR), 1991
 8.65 (257-2,222), Bobby Lamb (FUR), 1985
 8.60 (323-2,779), P.J. Blaziejowski (FUR), 2017
 8.29 (307-2,545), Liam Welch (SAM), 2020-21
 8.28 (384-3,180), Fred Payton (MER), 2022
 8.03 (384-3,082), Ingle Martin (FUR), 2004
 8.02 (260-2,084), Ben Widmyer (WOF), 2008
 8.00 (255-2,039), Joe Newman (WOF), 2019
 7.88 (313-2,468), Lonnie Galloway (WCU), 1992

Career (minimum 3,000 yards)

7.76 (809-6,277), Ingle Martin (FUR), 2004-05
 7.64 (651-4,971), Fred Payton (MER), 2021-22
 7.62 (1,935-14,753), Armanti Edwards (APP), 2006-09
 7.330 (911-6,678), Greg Hill (GSU), 1996-99
 7.329 (661-4,845), Bobby Lamb (FUR), 1982-85
 7.14 (433-3,092), Carlos Davis (WCU), 2020-22
 7.07 (445-3,147), Rogan Wells (WCU), 2021
 7.00, Michael Payton (MAR), 1989-92
 6.94 (1,044-7,247), Chris Sanders (UTC), 1999-00
 6.91 (839-5,801) P.J. Blaziejowski (FUR), 2014-17

RUSHING AND PASSING FOR 4,000 YARDS

Career

Armanti Edwards (APP), 2006-09 (4,361 rush, 10,392 pass)
 Jacob Huesman (UTC), 2012-15 (4,051 rush, 8,197 pass)

RUSHING AND PASSING FOR 3,000 YARDS

Career

Armanti Edwards (APP), 2006-09 (4,361 rush, 10,392 pass)
 Greg Hill (GSU), 1996-99 (3,309 rush, 3,369 pass)
 Jacob Huesman (UTC), 2012-15 (4,051 rush, 8,197 pass)

RUSHING AND PASSING FOR 1,000 YARDS

Season

3,740, Jacob Huesman (UTC), 2014 (1,009 rush, 2,731 pass)
 3,670, DeAndre Presley (APP), 2010 (1,039 rush, 2,631 pass)
 3,536, Armanti Edwards (APP), 2007 (1,588 rush, 1,948 pass)
 3,423, Tyrie Adams (WCU), 2018 (1,006 rush, 2,417 pass)
 3,404, Armanti Edwards (APP), 2006 (1,153 rush, 2,251 pass)
 3,361, Jacob Huesman (UTC), 2015 (1,244 rush, 2,117 pass)
 3,047, Jayson Foster (GSU), 2007 (1,844 rush, 1,203 pass)
 2,444, Chaz Williams (GSU), 2002 (1,422 rush, 1,022 pass)
 2,346, Greg Hill (GSU), 1999 (1,084 rush, 1,262 pass)
 2,254, Greg Hill (GSU), 1998 (1,061 rush, 1,193 pass)

~~~ RUSHING ~~~

MOST RUSHES

Game

52, Tom Sowers (VMI) vs. Davidson, Nov. 9, 1968
 49, Brad Hoover (WCU) vs. Appalachian State, Nov. 21, 1998
 47, Andrew Johnson (CIT) vs. William & Mary, Oct. 5, 1974
 47, Ron Darby (MAR) vs. Western Carolina, Nov. 12, 1988
 45, Tyler Renew (CIT) vs. Samford, Nov. 5, 2016
 44, Floyd Allen (VMI) vs. Western Carolina, Sept. 12, 1981
 43, John Settle (APP) vs. Marshall, Nov. 8, 1986
 42, Damon Scott (APP) vs. Chattanooga, Nov. 2, 1996
 41, Butch Colson (ECU) vs. Southern Mississippi, Nov. 22, 1969
 41, Louis Ivory (FUR) vs. ETSU, Oct. 21, 2000
 41, John Russ (MER) at Samford, Nov. 12, 2016

Season

340, Carlester Crumpler (ECU), 1972
 331, Brad Hoover (WCU), 1998
 317, John Settle (APP), 1986
 302, Kevin Richardson (APP), 2006
 294, Lorenzo Long, (WOF), 2016
 291, Floyd Allen (VMI), 1979
 291, Floyd Allen (VMI), 1980
 291, Stump Mitchell (CIT), 1980
 290, Chaz Williams (GSU), 2002
 290, Eric Breitenstein (WOF), 2012

Career

996, Adrian Peterson (GSU), 1998-01
 912, Eric Breitenstein (WOF), 2008-12
 898, Thomas Haskins (VMI), 1993-96
 897, Kevin Richardson (APP), 2004-07
 891, John Settle (APP), 1983-86
 857, Jermaine Austin (GSU), 2002-05
 847, Louis Ivory (FUR), 1998-01
 823, Jack Douglas (CIT), 1989-92
 798, Quay Holmes (ETSU), 2018-21
 788, Jacob Huesman (UTC), 2012-15

MOST RUSHING YARDS**Quarter**

174, Jayson Foster (GSU) vs. Wofford, Nov. 3, 2007 (1st)
 174, DeAndre Presley (APP) vs. W. Illinois, Dec. 4, 2010 (2nd)
 174, Devin Wynn (FUR) at Samford, Oct. 5, 2019 (1st)
 159, Adrian Peterson (GSU) vs. ETSU, Oct. 30, 1999 (3rd)
 147, Adrian Peterson (GSU) vs. The Citadel, Oct. 24, 1998 (4th)
 145, Quay Holmes (ETSU) vs. Mercer, Nov. 16, 2019 (1st)
 143, Louis Ivory (FUR) vs. Western Carolina, Sept. 30, 2000 (1st)
 135, Louis Ivory (FUR) vs. Georgia Southern, Nov. 4, 2000
 133, Garrett Ford Sr. (WVU) vs. Pittsburgh, Oct. 2, 1965 (2nd)

Half

243, Detrez Newsome (WCU) vs. Davidson, Sept. 9, 2017 (1st)

232, Jayson Foster (GSU) vs. Wofford, Nov. 3, 2007 (1st)
 228, Eric Breitenstein (WOF) at Elon, Sept. 29, 2012 (1st)
 211, Armanti Edwards (APP) vs. The Citadel, Nov. 3, 2007 (1st)
 207, Brandon Rainey (CIT) vs. Samford, Nov. 10, 2018 (2nd)
 204, Armanti Edwards (APP) vs. Richmond, Dec. 7, 2007 (1st)
 202, Anthony James (WCU) vs. Marshall, Nov. 14, 1981
 201, Jerodis Williams (FUR) vs. Western Caro., Sept. 29, 2012 (1st)
 197, Adrian Peterson (GSU) vs. VMI, Oct. 2, 1999 (1st)
 196, Adrian Peterson (GSU) vs. The Citadel, Oct. 24, 1998 (2nd)

Game

321, Eric Breitenstein (WOF) at Elon, Sept. 29, 2012
 (see 200-yard rushing club below)

Season

2,079, Louis Ivory (FUR), 2000
 2,035, Eric Breitenstein (WOF), 2012
 1,932, Adrian Peterson (GSU), 1998
 1,844, Jayson Foster (GSU), 2007
 1,817, Jerick McKinnon (GSU), 2012
 1,807, Adrian Peterson (GSU), 1999
 1,698, Thomas Haskins (VMI), 1996
 1,676, Kevin Richardson (APP), 2006
 1,663, Brad Hoover (WCU), 1998
 1,661, John Settle (APP), 1986

Career

6,559, Adrian Peterson (GSU), 1998-01
 5,734, Eric Breitenstein (WOF), 2008-12
 5,411, Jermaine Austin (GSU), 2002-05
 5,353, Louis Ivory (FUR), 1998-01
 5,349, Thomas Haskins (VMI), 1993-96
 4,804, Kevin Richardson (APP), 2004-07
 4,560, Chris Parker (MAR), 1991-95
 4,409, John Settle (APP), 1983-86
 4,361, Armanti Edwards (APP), 2006-09
 4,264, Quay Holmes (ETSU), 2018-21

MOST RUSHING YARDS PER GAME-AVERAGE**Season**

189.0, Louis Ivory (FUR), 2000
 175.6, Adrian Peterson (GSU), 1998
 167.6, Jayson Foster (GSU), 2007
 164.3, Adrian Peterson (GSU), 1999
 156.5, Eric Breitenstein (WOF), 2012
 154.4, Thomas Haskins (VMI), 1996
 151.8, Brad Hoover (WCU), 1998
 151.2, Adrian Peterson (GSU), 2000
 151.2, Brad Hoover (WCU), 1998
 151.0, John Settle (APP), 1986

Career

156.2, Adrian Peterson (GSU), 1998-01
 127.5, Louis Ivory (FUR), 1998-01
 121.6, Thomas Haskins (VMI), 1993-96
 115.3, Jermaine Austin (GSU), 2002-05
 114.6, Eric Breitenstein (WOF), 2008-12
 112.9, Eldra Buckley (UTC), 2005-06
107.6, Ailym Ford (UTC), 2019-pr.
 107.3, Chris Evans (SAM), 2008-10
 104.2, Stump Mitchell (CIT), 1977-80
 103.6, Chris Parker (MAR), 1991-95

MOST RUSHING YARDS BY A FRESHMAN**Season**

1,932, Adrian Peterson (GSU), 1998 (NCAA record)
 1,416, Jermaine Austin (GSU), 2002
 1,250, Marcus Cox (APP), 2013
 1,153, Armanti Edwards (APP), 2006
 1,107, Alex Lakes (MER), 2014
 1,090, Mike Smith (UTC), 1977
 1,081, Ailym Ford (UTC), 2019
 1,067, James Roberts (UTC), 1989
 1,045, Gwain Durden (UTC), 1977
 1,023, Dominique Swope (GSU), 2011

200-yard rushing club

321, Eric Breitenstein (WOF) at Elon, Sept. 29, 2012
 316, Jerick McKinnon (GSU) vs. C. Arkansas, Dec. 1, 2012
 313, Armanti Edwards (APP) vs. Richmond, Dec. 7, 2007
 301, Louis Ivory (FUR) vs. Georgia Southern, Nov. 4, 2000
 291, Armanti Edwards (APP) vs. The Citadel, Nov. 3, 2007
 288, Detrez Newsome (WCU) vs. Chattanooga, Sept. 9, 2017
 286, Gene Brown (CIT) vs. VMI, Nov. 12, 1988
 285, Tyler Renew (CIT) vs. Samford, Nov. 5, 2016
 279, Jayson Foster (GSU) vs. Wofford, Nov. 3, 2007
 277, Thomas Haskins (VMI) vs. The Citadel, Nov. 16, 1996
 277, Detrez Newsome (WCU) vs. Chattanooga, Oct. 28, 2016
 276, Fred Davis (MER) vs. Samford, Oct. 2, 2021
 267, Ritchie Melchor (APP) vs. Chattanooga, Oct. 28, 1989
 266, Thomas Haskins (VMI) vs. Chattanooga, Oct. 14, 1995
 266, Jacob Saylor (ETSU) at Western Carolina, Nov. 13, 2021
 264, DeAndre Presley (APP) vs. W. Illinois, Dec. 4, 2010
 262, Ron Darby (MAR) vs. Western Carolina, Nov. 12, 1988
 261, Mike Glenn (FUR) vs. Presbyterian, Sept. 13, 1980
 260, Ray Sinclair (DAV) vs. Catawba, Nov. 14, 1981
 257, Phil Mosser (W&M) vs. Ohio Wesleyan, Oct. 3, 1970
 257, Chris Evans (SAM) vs. Wofford, Nov. 14, 2009
 255, Dominique Swope (GSU) vs. Old Dominion, Dec. 3, 2011
 255, Quay Holmes (ETSU) vs. Mercer, Nov. 16, 2019
 253, Jayson Foster (GSU) vs. Coastal Carolina, Sept. 15, 2007
 252, Dominic Roberto (FUR) vs. Western Caro., Oct. 15, 2022
 251, Thomas Haskins (VMI) vs. Richmond, Sept. 24, 1994
 251, Brad Hoover (WCU) vs. VMI, Oct. 31, 1998
 250, Thomas Haskins (VMI) vs. The Citadel, Nov. 12, 1994
 247, Eric Breitenstein (WOF) vs. New Hampshire, Dec. 1, 2012
 246, Floyd Allen (VMI) vs. Furman, Oct. 27, 1979
 245, Bill Wightman (ECU) vs. Davidson, Nov. 8, 1969
 245, Larry Fourqurean (MAR) vs. Appalachian State, Nov. 7, 1981
 245, John Settle (APP) vs. Furman, Oct. 25, 1986
 245, Steven Miller (APP) at Western Carolina, Oct. 27, 2012
 254, Jacob Saylor (ETSU) at Wofford, Oct. 29, 2022
 243, Ernest Crosby (FUR) vs. South Carolina State, Sept. 14, 1996
 242, Brandon Walker (ETSU) vs. Chas. Southern Nov. 21, 1998
 241, Andrew Johnson (CIT) vs. William & Mary, Oct. 5, 1974
 241, Darrell Lipford (WCU) vs. Marshall, Nov. 12, 1977
 241, Anthony James (WCU) vs. Marshall, Nov. 14, 1981
 241, Thomas Haskins (VMI) vs. Appalachian State, Nov. 23, 1996
 240, Andrew Johnson (CIT) vs. Davidson, Nov. 18, 1973
 239, Larry Zurich (UR) vs. Davidson, Oct. 22, 1966
 239, John Settle (APP) vs. Western Carolina, Nov. 9, 1985
 239, Jerodis Williams (FUR) vs. W. Carolina, Sept. 29, 2012
 237, Herman Jacobs (ETSU) vs. The Citadel, Nov. 12, 1983
 236, John Settle (APP) vs. Nicholls State, Nov. 29, 1986
 235, Charles McNeill (UTC) vs. Kentucky State, Nov. 24, 2011
 232, Derrick Hollins (ETSU) vs. Wofford, Nov. 3, 1990
 232, Louis Ivory (FUR) vs. William & Mary, Sept. 16, 2000

231, Jerry Ellison (UTC) vs. Boise State, Sept. 5, 1992
 231, Adrian Peterson (GSU) vs. The Citadel, Oct. 24, 1998
 231, Jayson Foster (GSU) vs. West Georgia, Sept. 8, 2007
 230, Eric Breitenstein (WOF) vs. Furman, Oct. 2, 2010
 229, Steve Crislip (FUR) vs. Carson-Newman, Nov. 20, 1971
 228, Carl Tremble (FUR) vs. Chattanooga, Nov. 14, 1992
 227, Thomas Haskins (VMI) vs. Chattanooga, Oct. 19, 1996
 227, Louis Ivory (FUR) vs. ETSU, Oct. 21, 2000
 227, Eric Breitenstein (WOF) at Samford, Nov. 6, 2010
 227, Darien Robinson (CIT) at Old Dominion, Sept. 21, 2013
 226, Rick Reeves (ETSU) vs. Middle Tenn. State, Nov. 10, 1979
 225, Thomas Haskins (VMI) vs. Appalachian State, Nov. 19, 1994
 224, Thomas Haskins (VMI) vs. The Citadel, Nov. 13, 1993
 224, Travis Jervey (CIT) vs. VMI, Nov. 12, 1994
 222, Alvin Parker (APP) vs. Marshall, Nov. 12, 1983
 222, Adrian Peterson (GSU) vs. Chattanooga, Sept. 25, 1999
 222, Derrick Craine (UTC) vs. Samford, Sept. 24, 2016
 221, Roderick Russell (GSU) vs. The Citadel, Oct. 26, 1996
 221, Adrian Peterson (GSU) vs. Chattanooga, Sept. 26, 1998
 220, Armanti Edwards (APP) vs. Georgia Southern, Oct. 20, 2007
 220, Donnvan Spencer (WCU) vs. The Citadel, March 13, 2021
 219, Greg Hill (GSU) vs. Furman, Nov. 7, 1998
 219, Adrian Peterson (GSU) vs. Jacksonville State, Sept. 12, 1998
 219, Greg Hill (GSU) vs. Furman, Nov. 6, 1999
 219, Carlos Lockly (UTC) at VMI, Oct. 16, 1999
 219, Eric Breitenstein (WOF) at Gardner-Webb, Sept. 1, 2012
 219, Fabian Truss (SAM) at Elon, Nov. 10, 2012
 218, Ron Lear (MAR) vs. Furman, Oct. 13, 1979
 218, Damon Scott (APP) vs. North Carolina A&T, Sept. 16, 1995
 217, Terrance Rivers (CIT) vs. Furman, Oct. 15, 1994
 217, Eric Breitenstein (WOF) vs. Elon, Oct. 29, 2011
 217, Brandon Rainey (CIT) vs. Samford, Nov. 10, 2018
 217, Connell Young (WCU) at Chattanooga, Sept. 28, 2019
 217, Devin Wynn (FUR) at Samford, Oct. 5, 2019
 216, Damon Scott (APP) vs. The Citadel, Sept. 28, 1996
 216, Adrian Peterson (GSU) vs. Appalachian State, Oct. 17, 1998
 216, Adrian Peterson (GSU) vs. ETSU, Oct. 30, 1999
 216, Jimmy Watkins (APP) vs. William & Mary, Dec. 1, 2001
 216, Chris Covington (GSU) vs. Central Conn. St., Sept. 6, 2006
 216, Dominic Roberto (FUR) at Samford, Nov. 20, 2021
 215, Tim Sowers (VMI) vs. Davidson, Nov. 9, 1968
 215, Emmitt Hamilton (APP) vs. Lenoir-Rhyne, Oct. 18, 1975
 215, Kevin Richardson (APP) vs. Western Carolina, Nov. 10, 2007
 215, Marcus Cox (APP) vs. Western Carolina, Nov. 23, 2013
 214, Louis Ivory (FUR) vs. The Citadel, Oct. 14, 2000
 213, Tony Ball (UTC) vs. Western Carolina, Nov. 3, 1979
 213, John Bagwell (FUR) vs. Marshall, Oct. 3, 1987
 213, Fred Boateng (WCU) vs. Georgia Southern, Oct. 7, 2000
 212, Darnell Powell (UTC) vs. Middle Tenn. State, Oct. 4, 1975
 212, Quay Holmes (ETSU) at Western Carolina, Nov. 13, 2021

211, Everette Sands (CIT) vs. Lees-McRae, Oct. 2, 1993
 211, Adrian Peterson (GSU) vs. VMI, Oct. 2, 1999
 210, George Searcy (ETSU) vs. The Citadel, Oct. 28, 1989
 210, Thomas Haskins (VMI) vs. Richmond, Nov. 9, 1996
 210, Tyrone Coleman (UTC) at The Citadel, Nov. 7, 1998
 210, Eldra Buckley (UTC) vs. Appalachian State, Oct. 29, 2005
 210, Jayson Foster (GSU) vs. Chattanooga, Sept. 22, 2007
 209, Jerry Butler (ETSU) vs. Tennessee Tech, Sept. 8, 1984
 209, Marcus Mines (VMI) vs. West Virginia Tech, Sept. 26, 1992
 209, Adrian Peterson (GSU) vs. ETSU, Oct. 31, 1998
 209, Maurice Murphy (CIT) vs. VMI, Nov. 10, 2001
 208, Ron Lear (MAR) vs. Appalachian State, Nov. 17, 1979
 208, Ritchie Melchor (APP) vs. Middle Tenn. State, Sept. 30, 1989
 208, Kevin Richardson (APP) vs. Georgia Southern, Oct. 15, 2005
 207, Louis Ivory (FUR) vs. Chattanooga, Nov. 18, 2000
 207, Jermaine Austin (GSU) vs. FIU, Oct. 4, 2003
 207, Alan Atwater (APP) vs. Chattanooga, Nov. 1, 2003
 207, Alex Ramsey (VMI) vs. Wofford, Sept. 28, 2019
 206, Lamar Lewis (GSU) vs. Coastal Carolina, Sept. 15, 2007
 205, Ted Anderson (WVU) vs. VMI, Oct. 24, 1953
 205, Bob Duncan (CIT) vs. Richmond, Nov. 1, 1969
 205, Bob Carson (CIT) vs. Chattanooga, Oct. 23, 1971
 205, Tony Scales (VMI) vs. Appalachian State, Sept. 14, 1991
 205, Jerry Ellison (UTC) vs. Furman, Nov. 20, 2003
 205, Alden Lance (APP) vs. Liberty, Nov. 5, 1994
 205, Damon Scott (APP) vs. Western Carolina, Nov. 11, 1995
 204, Tony Scales (VMI) vs. Richmond, Sept. 28, 1991
 204, Eldra Buckley (UTC) vs. Tennessee Tech, Aug. 31, 2006
 204, Devin Wynn (FUR) at Wofford, Oct. 9, 2021
 203, John Settle (APP) vs. Wake Forest, Aug. 30, 1986
 203, Darius Hooks (WCU) vs. Wofford, Sept. 14, 1996
 203, Brad Hoover (WCU) vs. Wofford, Oct. 17, 1998
 203, Louis Ivory (FUR) vs. ETSU, Oct. 23, 1999
 203, Shaun Warren (WCU) vs. Mars Hill, Sept. 10, 2011
 202, Pat Carroll (FUR) vs. Carson-Newman, Oct. 3, 1970
 202, James Roberts (UTC) vs. ETSU, Oct. 14, 1989
 202, Carl Tremble (FUR) vs. The Citadel, Nov. 17, 1990
 202, Chris Parker (MAR) vs. ETSU, Nov. 6, 1993
 202, Antonio Smith (CIT) vs. Hofstra, Oct. 31, 1998
 202, Steven Miller (APP) vs. Coastal Carolina, Sept. 29, 2012
 202, Antonio Wilcox (FUR) at Western Carolina, Oct. 28, 2017
 200, Darryl Jackson (WCU) vs. Mars Hill, Oct. 10, 1987
 200, Jack Douglas (CIT) vs. ETSU, Oct. 27, 1990
 200, Chip Hooks (APP) vs. Chattanooga, Sept. 28, 1991
 200, Thomas Haskins (VMI) vs. Appalachian State, Nov. 4, 1995
 200, Quan Warley (WCU) vs. Presbyterian, Sept. 20, 2008
 200, Andre Stoddard (WOF) at Gardner-Webb, Sept. 29, 2018
 200, Ailym Ford (UTC) vs. ETSU, Oct. 17, 2019



Georgia Southern's Adrian Peterson holds numerous SoCon and NCAA records, including the most rushing yards in a career (6,559).

MOST RUSHING YARDS BY A QUARTERBACK Game

316, Jerick McKinnon (GSU) vs. C. Arkansas, Dec. 1, 2012 (NCAA)
313, Armanti Edwards (APP) vs. Richmond, Dec. 7, 2007
291, Armanti Edwards (APP) vs. The Citadel, Nov. 3, 2007
286, Gene Brown (CIT) vs. VMI, Nov. 12, 1988
279, Jayson Foster (GSU) vs. Wofford, Nov. 3, 2007
264, DeAndre Presley (APP) vs. W. Illinois, Dec. 4, 2010
253, Jayson Foster (GSU) vs. Coastal Carolina, Sept. 15, 2007
231, Jayson Foster (GSU) vs. West Georgia, Sept. 8, 2007
219, Greg Hill (GSU) vs. Furman, Nov. 7, 1998
219, Greg Hill (GSU) vs. Furman, Nov. 6, 1999

Season

1,884, Jayson Foster (GSU), 2007 (NCAA)
1,817, Jerick McKinnon (GSU), 2012
1,588, Armanti Edwards (APP), 2007
1,481, Jayson Foster (GSU), 2005
1,422, Chaz Williams (GSU), 2002
1,244, Jacob Huesman (UTC), 2015
1,153, Armanti Edwards (APP), 2006
1,152, Jack Douglas (CIT), 1991
1,084, Greg Hill (GSU), 1999
1,061, Greg Hill (GSU), 1998

Career

4,361, Armanti Edwards (APP), 2006-09
4,051, Jacob Huesman, (UTC), 2012-15
3,899, Jerick McKinnon (GSU), 2010-13
3,674, Jack Douglas (CIT), 1989-92
3,664, Jayson Foster (GSU), 2004-07
3,309, Greg Hill (GSU), 1996-99
2,768, Chaz Williams (GSU), 2001-04
2,547, Tyrie Adams (WCU), 2016-19
2,475, Tony Scales (VMI), 1989-92
2,202, Dominique Allen (CIT), 2014-17

MOST GAMES RUSHING FOR 100+ YARDS

Season

12, Eric Breitenstein (WOF), 2012
11, Adrian Peterson (GSU), 1998
11, Adrian Peterson (GSU), 1999
11, Chaz Williams (GSU), 2002
10, Stump Mitchell (CIT), 1980
10, John Settle (APP), 1986
10, Carl Tremble (FUR), 1992
10, Louis Ivory (FUR), 2000
10, Louis Ivory (FUR), 2001
10, Jermaine Austin (GSU), 2005
10, Eric Breitenstein (WOF), 2011

Career

40, Adrian Peterson (GSU), 1998-01
33, Jermaine Austin (GSU), 2002-05
32, Eric Breitenstein (APP), 2008-12

28, Louis Ivory (FUR), 1998-01
25, Carl Tremble (FUR), 1989-92
24, Thomas Haskins (VMI), 1993-96
22, John Settle (APP), 1983-86
21, Stump Mitchell (CIT), 1977-80
20, Damon Scott (APP), 1993-96
20, Kevin Richardson (APP), 2004-07

MOST CONSECUTIVE GAMES RUSHING 100+ YARDS

Season

11, Adrian Peterson (GSU), 1998 (NCAA record)
11, Adrian Peterson (GSU), 1999 (NCAA record)
11, Eric Breitenstein (WOF), 2012 (NCAA record)
10, Chaz Williams (GSU), 2002
9, Stump Mitchell (CIT), 1980
9, John Settle (APP), 1986
9, Carl Tremble (FUR), 1992
9, Adrian Peterson (GSU), 2000
7, Brad Hoover (WCU), 1998
7, Eric Breitenstein (WOF), 2011

Career

36, Adrian Peterson (GSU), 1998-00

MOST GAMES RUSHING FOR 100+ YARDS BY A FRESHMAN

11, Adrian Peterson (GSU), 1998 (NCAA record)
7, Jermaine Austin (GSU), 2002
6, Alex Lakes (MER), 2014
6, Ailym Ford (UTC), 2019

MOST GAMES RUSHING FOR 100+ YARDS BY A QUARTERBACK

Season

11, Chaz Williams (GSU), 2002

MOST CONSECUTIVE GAMES RUSHING FOR 100+ YARDS BY A QUARTERBACK

Season

10, Chaz Williams (GSU), 2002

MOST GAMES RUSHING 200 OR MORE YARDS

Season

5, Adrian Peterson (GSU), 1998
5, Louis Ivory (FUR), 2000
4, Thomas Haskins (VMI), 1996
4, Jayson Foster (GSU), 2007
3, John Settle (APP), 1986
3, Thomas Haskins (VMI), 1994
3, Armanti Edwards (APP), 2007
3, Eric Breitenstein (WOF), 2012

Career

10, Thomas Haskins (VMI), 1993-96
8, Adrian Peterson (GSU), 1998-01
6, Louis Ivory (FUR), 1998-01
6, Eric Breitenstein (WOF), 2008-12
4, John Settle (APP), 1983-86
4, Jayson Foster (GSU), 2004-07
3, Damon Scott (APP), 1993-96
3, Armanti Edwards (APP), 2006-09

MOST CONSECUTIVE GAMES RUSHING FOR 200+ YARDS

Season

3, Thomas Haskins (VMI), 1996
3, Adrian Peterson (GSU), 1998
3, Louis Ivory (FUR), 2000
3, Jayson Foster (GSU), 2007

MOST RUSHING YARDS IN MULTIPLE GAMES

2 Games

528, Louis Ivory (FUR), 2000
518, Thomas Haskins (VMI), 1996
487, Jerick McKinnon (GSU), 2012
484, Jayson Foster (GSU), 2007
481, Eric Breitenstein (WOF), 2012
479, Eric Breitenstein (WOF), 2012
466, Louis Ivory (FUR), 2000
441, Adrian Peterson (GSU), 1998
441, Louis Ivory (FUR), 2000
439, Armanti Edwards (APP), 2007

3 Games

742, Louis Ivory (FUR), 2000
728, Thomas Haskins (VMI), 1996
694, Jayson Foster (GSU), 2007
673, Louis Ivory (FUR), 2000
655, Jerick McKinnon (GSU), 2012
650, Adrian Peterson (GSU), 1998
639, Eric Breitenstein (WOF), 2012

637, Armanti Edwards (APP), 2007
623, Jerick McKinnon (GSU), 2012
605, Adrian Peterson (GSU), 1999

4 Games

907, Louis Ivory (FUR), 2000
874, Thomas Haskins (VMI), 1996
833, Adrian Peterson (GSU), 1998
794, Jerick McKinnon (GSU), 2012
790, Jayson Foster (GSU), 2007
764, Jerick McKinnon (GSU), 2012
761, Adrian Peterson (GSU), 1999
744, Jerick McKinnon (GSU), 2012
741, Eric Breitenstein (WOF), 2012
728, Armanti Edwards (APP), 2007

5 Games

1,114, Louis Ivory (FUR), 2000
1,101, Thomas Haskins (VMI), 1996
1,011, Adrian Peterson (GSU), 1998
962, Jerick McKinnon (GSU), 2012
885, Jerick McKinnon (GSU), 2012
882, Jayson Foster (GSU), 2007
876, Adrian Peterson (GSU), 1999
872, Stump Mitchell (CIT), 1980
864, Eric Breitenstein (WOF), 2012
835, Adrian Peterson (GSU), 2000

MOST SEASONS RUSHING FOR 1,000+ YARDS

Career

4, Adrian Peterson (GSU), 1998-01
3, Stanford Jennings (FUR), 1981-83
3, Chris Parker (MAR), 1993-95
3, Thomas Haskins (VMI), 1994-96
3, Louis Ivory (FUR), 1999-01
3, Chris Evans (SAM), 2008-10
3, Eric Breitenstein (WOF), 2010-12
3, Detrez Newsome (WCU), 2015-17
3, **Ailym Ford (UTC), 2019-pr.**

TWO PLAYERS, SAME TEAM, RUSHING FOR 1,000+ YARDS

Chattanooga, 1977

Mike Smith (1,067) and Gwain Durden (1,045)

The Citadel, 1988

Adrian Johnson (1,091) and Gene Brown (1,006)

Georgia Southern, 1998

Greg Hill (1,061) and Adrian Peterson (1,932)

Georgia Southern, 1999

Greg Hill (1,084) and Adrian Peterson (1,807)

Georgia Southern, 2002

Chaz Williams (1,422) and Jermaine Austin (1,416)

Georgia Southern 2005

Jermaine Austin (1,546) and Jayson Foster (1,481)

Appalachian State, 2006

Kevin Richardson (1,676) and Armanti Edwards (1,153)

Appalachian State, 2007

Armanti Edwards (1,588) and Kevin Richardson (1,348)

Georgia Southern, 2012

Jerick McKinnon (1,817) and Dominique Swope (1,246)

Chattanooga, 2014

Keon Williams (1,037) and Jacob Huesman (1,009)

Chattanooga, 2015

Derrick Craine (1,251) and Jacob Huesman (1,244)

ETSU, 2021

Quay Holmes (1,553) and Jacob Saylor (1,019)

MOST RUSHING YARDS BY TWO PLAYERS, SAME TEAM

Game

478, Jacob Saylor (266), Quay Holmes (212), ETSU at Western Carolina, Nov. 13, 2021

459, Jayson Foster (253), Lamar Lewis (206), GSU vs. Coastal Carolina, Sept. 15, 2007

416, Greg Hill (219), Adrian Peterson (197), GSU vs. Furman, Nov. 6, 1999

Season

3,027, Jermaine Austin (1,546) and Jayson Foster (1,481), GSU, 2005

MOST RUSHING YARDS BY TWO OPPOSING PLAYERS

Game

474, Thomas Haskins (VMI) (250), Travis Jervey (CIT) (224), Nov. 12, 1994

HIGHEST RUSHING AVERAGE

Game (minimum 15 carries)

19.2 (15-288), Detrez Newsome (WCU) vs. Davidson, Sept. 9, 2017

19.1 (15-286), Gene Brown (CIT) vs. VMI, Nov. 12, 1988

16.5 (16-264), DeAndre Presley (APP) vs. W. Illinois, Dec. 4, 2011

14.0 (19-266), Jacob Saylor (ETSU) at W. Carolina, Nov. 13, 2021
13.9, Andre Lockhart (UTC) vs. ETSU, Oct. 25, 1986

Game (minimum 5 carries)

38.6 (5-193), Shaun Fogle (WOF) vs. ETSU, Nov. 4, 2000
29.8 (6-179), Joe Bedenbaugh (CIT) vs. Chattanooga, Nov. 7, 1970
28.0 (5-140), Austin Douglas (MER) vs. Morehead St., Aug. 27, 2022
24.3 (7-170), Gabriel Jackson (WOF) vs. The Citadel, Oct. 30, 2004
22.7 (7-159), Zzream Walden (GSU) vs. Western Carolina, Oct. 12, 2002

Season**(minimum 200 carries)**

7.5, Adrian Peterson (GSU), 1998
7.3, Louis Ivory (FUR), 2000
7.3, Adrian Peterson (GSU), 1999
7.1, Jayson Foster (GSU), 2007
7.0, Brad Hoover (WCU), 1996
7.0, Eric Breitenstein (WOF), 2012
6.9, Kevious Johnson (WOF), 2007
6.8, Carl Tremble (FUR), 1992
6.8, Bryan Fitzgerald (UTC), 2007
6.8, Jerick McKinnon (GSU), 2012

(minimum 100 carries)

9.0, Terrance Rivers (CIT), 1994
8.8, Donovan Johnson (WOF), 2011
7.8, Gwain Durden (UTC), 1979
7.8, Jesse McCoy (WOF), 2002
7.7, Travis Jervy (CIT), 1994
7.5, Brothel Cole (FUR), 1979
7.3, Jon Hall (CIT), 1971
7.3, Robbie Gardner (FUR), 1984
7.2, Darien Robinson (CIT), 2012
7.1, Gwain Durden (UTC), 1980
7.1, Greg Hill (GSU), 1999
7.1, Lennox McAfee (WOF), 2018
7.1, Jacob Saylor (ETSU), 2021

Career**(minimum 300 carries)**

7.4 (330-2,454), Cam Jackson (CIT), 2014-17
7.3, Jesse McCoy (WOF), 1999-02
7.0, Erik Thomas (MAR), 1995-96
6.8, Gwain Durden (UTC), 1977-80
6.7 (539-3,636), Jayson Foster (GSU), 2004-07
6.6 (996-6,559), Adrian Peterson (GSU), 1998-01
6.3 (608-3,851), Jacob Saylor (ETSU), 2018-22
6.3, Erik Thomas (MAR), 1993-96
6.3, Louis Ivory (FUR), 1998-01
6.3, Jermaine Austin (GSU), 2002-05
6.3 (912-5,730), Eric Breitenstein (WOF), 2008-12

MOST RUSHING TOUCHDOWNS**Half**

5, Adrian Peterson (GSU) vs. The Citadel, Oct. 24, 1998
5, Jerome Felton (FUR) vs. WCU, Sept. 23, 2006
4, John Settle (APP) vs. Davidson, Oct. 4, 1986
4, Kevin Richardson (APP) vs. Gardner-Webb, Oct. 6, 2007
4, Armanti Edwards (APP) vs. Richdmon, Dec. 7, 2007
4, Lorenzo Ward (CIT) vs. Samford, Nov. 10, 2018 (2nd)
4, Joe Newman (WOF) at ETSU, Oct. 5, 2019 (1st)
4, Alex Ramsey (VMI) vs. Samford, Oct. 12, 2019 (1st)
4, Fred Davis (MER) vs. Samford, Oct. 2, 2021 (2nd)

Game

6, Jerome Felton (FUR), WCU, Sept. 23, 2006
6, Jayson Foster (GSU) vs. CCU, Sept. 15, 2007
6, Alex Ramsey (VMI) vs. Samford (OT), Oct. 12, 2019
5, John Settle (APP) vs. Davidson, Oct. 4, 1986
5, Adrian Peterson (GSU) vs. The Citadel, Oct. 24, 1998
5, J.R. McNair (WOF) vs. Chattanooga, Oct. 4, 2003
5, Ben Dupree (CIT) at Old Dominion, Sept. 21, 2013
5, Fred Davis (MER) vs. Samford, Oct. 2, 2021

Season

30, Kevin Richardson (APP), 2006
28, Adrian Peterson (GSU), 1999
27, Chaz Williams (GSU), 2002
25, Adrian Peterson (GSU), 1998
25, Chaz Williams (GSU), 2004
24, Jayson Foster (GSU), 2007
23, Jerome Felton (FUR), 2006
23, Dane Romero (WOF), 2008
22, Eric Breitenstein (WOF), 2010
22, Alex Ramsey (VMI), 2019

Career

84, Adrian Peterson (GSU), 1998-01
66, Kevin Richardson (APP), 2004-07
65, Armanti Edwards (APP), 2006-09
65, Eric Breitenstein (WOF), 2008-12
63, Jerome Felton (FUR), 2004-07
62, Chaz Williams (GSU), 2001-04
54, Jayson Foster (GSU), 2004-07
53, Louis Ivory (FUR), 1998-01
50, Thomas Haskins (VMI), 1993-96
49, Greg Hill (GSU), 1996-99

MOST RUSHING TOUCHDOWNS PER GAME**Season**

2.5 (11-28), Adrian Peterson (GSU), 1999 (NCAA record)

CONSECUTIVE GAMES WITH A RUSHING TOUCHDOWN**Season**

12, Jayson Foster (GSU), 2005
11, Louis Ivory (FUR), 2001
11, Chaz Williams (GSU), 2002

Career

14, Adrian Peterson (GSU), 1998-99
13, Chaz Williams (GSU), 2002-03

RUSHING TOUCHDOWNS BY A QUARTERBACK**Season**

27, Chaz Williams (GSU), 2002 (NCAA record)
25, Chaz Williams (GSU), 2004
24, Jayson Foster (GSU), 2007
21, Jayson Foster (GSU), 2005
21, Armanti Edwards (APP), 2007300
20, Jerick McKinnon (GSU), 2012
18, Armanti Edwards (APP), 2009
17, Brandon Rianey (CIT), 2019
16, Dave Alexander (ECU), 1965
16, Greg Hill (GSU), 1998
16, Greg Hill (GSU), 1999

Career

65, Armanti Edwards (APP), 2006-09
62, Chaz Williams (GSU), 2001-04
54, Jayson Foster (GSU), 2007
49, Greg Hill (GSU), 1996-99
43, Jacob Huesman (UTC), 2012-15

THREE PLAYERS RUSHING FOR 100+ YARDS**Game**

Furman, Brian Jager (131), John Drye (123), John Bagwell (119) vs. Newberry, Sept. 14, 1985
Appalachian State, John Settle (187), Tim Sanders (108), Ritchie Melchor (108) vs. Davidson, Oct. 4, 1986
VMI, Tony Scales (167), Marcus Mines (113), Scott Council (110) vs. ETSU, Sept. 7, 1991
Georgia Southern, Andre Weathers (133), Greg Hill (126), and Adrian Peterson (115) vs. Western Carolina, Oct. 9, 1999
Georgia Southern, Jermaine Austin (160), Chaz Williams (120), Hakim Ford (106) vs. Gardner-Webb, Sept. 7, 2002
Georgia Southern, Jermaine Austin (133), Chaz Williams (117), Mark Myers (105) vs. Appalachian State, Oct. 19, 2002
Furman, Daric Carter (132), Jerome Felton (121), Cedrick Gipson (100) vs. Samford, Sept. 17, 2005
Wofford, Irving Mulligan (106), Jacques Allen (105), Joe Newman (104) vs. Western Carolina, Oct. 19, 2019

MOST CONSECUTIVE RUSHES WITHOUT A FUMBLE**Game**

43, John Settle (APP) vs. Marshall, Nov. 8, 1986

~ ~ ~ PASSING ~ ~ ~

HIGHEST PASSING EFFICIENCY RATING**Game (minimum 10 attempts)**

411.1, Billy Napier (FUR) vs. Elon, Sept. 14, 2002 (8-10 COMP-ATT; 237 YD; 4 TD; 0 INT)
404.8, Tony Scales (VMI) vs. William & Mary, Oct. 13, 1990 (9-12; 314; 4; 0)
380.9, Tyrie Adams (WCU) vs. Davidson, Sept. 9, 2017 (10-13; 274; 5; 0)
369.4, Justin Barnes (UTC) vs. Kentucky State, Nov. 24, 2001 (12-16; 325; 6; 0)
343.0, Armanti Edwards (APP) vs. Chattanooga, Oct. 7, 2006 (12-14; 311; 3; 0)
338.6, Armanti Edwards (APP) vs. Wofford, Oct. 31, 2008 (17-19; 367; 5; 0)

338.0, Chris Forcier (FUR) vs. Presbyterian, Sept. 24, 2011 (12-16, 226, 7, 0)
311.5, Chris Oladokun (SAM) at Tennessee Tech, Aug. 31, 2019 (19-24, 428, 6, 0)
306.5, Trey Elder (APP) vs. Lenoir-Rhyne, Sept. 8, 2007 (9-13, 210, 4, 0)
297.2, Lonnie Galloway (WCU) vs. Marshall, Oct. 31, 1992 (12-16, 266, 4, 0)

Season (minimum 150 attempts)

181.3, Michael Payton (MAR), 1991 (143-216 COMP-ATT; 2,333 YD; 19 TD; 5 INT)
172.36, Chris Forcier (FUR), 2011 (148-231 2,265; 23; 8)
172.28, P.J. Blazejowski (FUR), 2017 (142-233; 2,461; 19; 5)
172.1, Fred Payton (MER), 2022 (216-325; 3,019; 32; 8)
170.89, Bobby Lamb (FUR), 1985 (106-181; 1,856; 18, 6)
170.19, Armanti Edwards (APP), 2008 (196-306; 2,902; 30; 9)
167.40, Lonnie Galloway (WCU), 1992 (128-211; 2,181; 20; 12)
165.2, Michael Hiers (SAM), 2022 (353-461; 3,544; 36; 4)
160.56, Liam Welch (SAM), 2020-21 (161-236; 2,242; 12; 5)
160.13, David Charpia (FUR), 1983 (99-156; 1,419; 12; 4)

Career (minimum 425 attempts)

159.71, Fred Payton (MER), 2021-22 (328-520 COMP-ATT; 4,682 YD; 44 TD; 18 INT)
156.33, Bobby Lamb (FUR), 1982-85 (249-449; 4,186; 41, 17)
154.16, Armanti Edwards (APP), 2006-09 (768-1,180; 10,392; 74; 33)
148.70, Devlin Hodges (SAM), 2015-18 (1,310-1,896; 14,584; 111; 41)
147.22, Michael Payton (MAR), 1989-92 (689-1,108; 9,411; 69; 38)
147.16, Billy Napier (FUR), 1999-02 (356-549; 4,756; 28, 20)
145.35, Ingle Martin (FUR), 2004-05 (340-563; 4,693; 37; 19)
145.16, Richie Williams (APP), 2002-05 (526-838; 6,795; 49; 21)
143.91, Thomas Wilson (Elon), 2009-12 (566-853; 6,649; 50; 31)
143.73, Jacob Huesman (UTC), 2012-15 (743-1,104; 8,197; 64; 28)

MOST PASSES COMPLETED**Game**

56, Liam Welch (SAM) vs. ETSU, Sept. 25, 2021
49, Reece Udinski (VMI) vs. The Citadel, Oct. 20, 2018
46, Troy Mitchell (WCU) at South Florida, Aug. 30, 2014
45, Michael Hiers (SAM) at ETSU, Oct. 22, 2022
44, Andy Summerlin (SAM) at Furman, Nov. 9, 2013
44, Devlin Hodges (SAM) at Chattanooga, Sept. 22, 2018
44, Devlin Hodges (SAM) vs. Western Caro., Oct. 6, 2018
43, Reece Udinski (VMI) at Western Caro., Sept. 22, 2018
43, Devlin Hodges (SAM) at The Citadel, Nov. 10, 2018
43, Michael Hiers (SAM) vs. Mercer (2OT), Nov. 19, 2022

Season

388, Devlin Hodges (SAM), 2018
375, Devlin Hodges (SAM), 2016
353, Michael Hiers (SAM), 2022
347, Devlin Hodges (SAM), 2016
346, Scott Riddle (Elon), 2007
315, Liam Welch (SAM), 2021
306, Reece Udinski (VMI), 2019
301, Reece Udinski (VMI), 2018
300, Andy Summerlin (SAM), 2013
297, Chris Sanders (UTC), 1999

Career

1,310, Devlin Hodges (SAM), 2015-18 (NCAA record)
1,168, Scott Riddle (Elon), 2007-10
783, Reece Udinski (VMI), 2017-21
768, Armanti Edwards (APP), 2006-09
743, Jacob Huesman (UTC), 2012-15
739, Tyrie Adams (WCU), 2016-19
707, Dustin Taliaferro (SAM), 2008-11
703, Al Cobb (VMI), 2014-16
694, Greg Ryan (ETSU), 1993-96
657, Reese Hannon (FUR), 2012-16

MOST CONSECUTIVE PASSES COMPLETED Game

- 28, Richie Williams (APP) vs. Furman, Oct. 9, 2004 (NCAA record)
- 17, Stanley Myers (CIT) vs. Furman, Oct. 17, 1998
- 17, Lee Chapple (GSU) vs. Wofford, Oct. 3, 2009
- 16, Tyler Riddell (ETSU) vs. Mercer, Nov. 20, 2021
- 16, Tyler Huff (FUR) vs. Wofford, Nov. 19, 2022
- 15, P.J. Blazejewski (FUR) vs. Wofford, Nov. 15, 2014
- 15, Austin Herink (ETSU) vs. Limestone, Sept. 2, 2017
- 15, Collin Ironside (VMI) vs. Cornell, Sept. 17, 2022
- 15, Michael Hiers (SAM) at ETSU, Oct. 22, 2022
- 15, Michael Hiers (SAM) at The Citadel, Oct. 29, 2022

2 games

- 20, Stanley Myers (CIT) vs. Furman (last 17), Oct. 17, 1998; and Georgia Southern (first 3), Oct. 24, 1998
- 19, Tyler Huff (FUR) vs. North Greenville (last 7), Sept. 1, 2022; and at Clemson (first 12), Sept. 10, 2022
- 18, Austin Herink (ETSU) vs. Samford (last 3), Nov. 19, 2016; and vs. Limestone (first 15), Sept. 2, 2017
- 17, Scott Riddle (Elon) vs. Georgia Southern (last 7), Oct. 13, 2007; and Wofford (first 10), Oct. 20, 2007
- 17, Michael Hiers (SAM) at ETSU (last 2), Oct. 22, 2022; and at The Citadel (first 15), Oct. 29, 2022
- 17, Tyler Huff (FUR) at Mercer (last 1), Nov. 12, 2022, and vs. Wofford (first 16), Nov. 19, 2022
- 15, Trey Mitchell (ETSU) vs. Appalachian State (last 1), Aug. 31, 2019; and Shorter (first 14), Sept. 7, 2019
- 13, Bobby Lamb (FUR), 1984
- 13, Nick Tiano (UTC) at The Citadel (last 3), Sept. 8, 2018; and at UT Martin (first 10), Sept. 15, 2018

3 games

- 19, Justin Hill (FUR), 1999

HIGHEST PASS COMPLETION PERCENTAGE

Game (minimum 10 attempts)

- 100.0 (15-15), P.J. Blazejewski (FUR) vs. Wofford, Nov. 15, 2014
- 100.0 (12-12), Billy Napier (FUR) vs. Ga. Southern, Dec. 15, 2001*
- 100.0 (10-10), Eric Kresser (MAR) vs. The Citadel, Nov. 2, 1996
- 100.0 (10-10), Jayson Foster (GSU) vs. W. Carolina, Nov. 10, 2007
- 95.5 (21-22), Tyler Huff (FUR) vs. Wofford, Nov. 19, 2022
- 94.7 (18-19), Stanley Myers (CIT) vs. Furman, Oct. 17, 1998
- 93.3 (14-15), Trey Mitchell (ETSU) vs. Shorter, Sept. 7, 2019
- 91.7 (11-12), Chad Greene (WCU) vs. Chattanooga, Oct. 22, 1994
- 90.0 (9-10), Mark Lambert (VMI) vs. Virginia, Sept. 20, 1975
- 90.0 (9-10), Mark Williams (ETSU) vs. Wofford, Sept. 10, 1988

* indicates NCAA playoff game

Season

(minimum 100 attempts)

- 76.6 (353-461), Michael Hiers (SAM), 2022
- 72.1 (124-172), Reece Udinski (VMI), 2020-21
- 71.3 (122-171), Seth Morgan (VMI), 2020-21
- 71.1 (237-333), Kameron Bryant (APP), 2013
- 70.8 (375-530), Devlin Hodges (SAM), 2016
- 70.5 (388-550), Devlin Hodges (SAM), 2018
- 69.4 (200-288), Devlin Hodges (SAM), 2015
- 68.8 (75-109), Harris Roberts (FUR), 2018
- 68.5 (189-276), Billy Napier (FUR), 2002
- 68.3 (164-240), Jacob Huesman (UTC), 2013

(minimum 300 attempts)

- 76.6 (353-461), Michael Hiers (SAM), 2022
- 71.1 (237-333), Kameron Bryant (APP), 2013
- 70.8 (375-530), Devlin Hodges (SAM), 2016
- 70.5 (388-550), Devlin Hodges (SAM), 2018
- 68.5 (226-330), Jacob Huesman (UTC), 2014
- 68.1 (346-508), Scott Riddle (Elon), 2007
- 68.0 (257-378), Armanti Edwards (APP), 2009
- 67.9 (279-411), Thomas Wilson (Elon), 2011
- 67.7 (274-405), Scott Riddle (Elon), 2010
- 66.9 (234-350), Richie Williams (APP), 2004

Career (minimum 425 attempts)

- 76.6 (353-461), Michael Hiers (SAM), 2022-pr.**
- 69.1 (1,310-1,896), Devlin Hodges (SAM), 2015-18
- 67.3 (743-1,104), Jacob Huesman (UTC), 2012-15
- 66.4 (566-853), Thomas Wilson (Elon), 2009-12
- 66.0 (307-465), Michael Eubank (SAM), 2014-15
- 65.7 (1,168-1,779), Scott Riddle (Elon), 2007-10
- 65.1 (768-1,180), Armanti Edwards (APP), 2006-09
- 64.9 (560-863), Liam Welch (SAM), 2016-21
- 64.7 (311-481), Lee Chapple (GSU), 2008-09
- 64.53 (544-843), Andy Summerlin (SAM), 2012-13



Samford quarterback Devlin Hodges finished his career with numerous SoCon records to his credit. Hodges also finished with FCS career records for passing yards (14,584) and passing attempts (1,896).

MOST PASSES ATTEMPTED

Half

- 55, Michael Payton (MAR) vs. Western Carolina, Oct. 31, 1992 (2nd)

Game

- 73, Liam Welch (SAM) vs. ETSU, Sept. 25, 2021
- 72, Reece Udinski (VMI) at Western Caro., Sept. 22, 2018
- 70, Reece Udinski (VMI) vs. Mercer, Sept. 29, 2018
- 69, Andy Summerlin (SAM) at Furman, Nov. 9, 2013
- 69, Devlin Hodges (SAM) at Mississippi St., Oct. 29, 2016
- 69, Devlin Hodges (SAM) at The Citadel, Nov. 10, 2018
- 68, Tony Petersen (MAR) vs. Western Carolina, Nov. 14, 1987
- 67, Cleve Hightower (FUR) vs. Wofford, Oct. 11, 1969
- 67, Michael Payton (MAR) vs. Western Carolina, Oct. 31, 1992
- 66, Chris Sanders (UTC) vs. Furman, Nov. 20, 1999
- 66, Troy Mitchell (WCU) at South Florida, Aug. 30, 2014
- 66, Devlin Hodges (SAM) at Western Carolina, Sept. 23, 2017
- 66, Devlin Hodges (SAM) at Kennesaw State, Nov. 25, 2017

Season

- 550, Devlin Hodges (SAM), 2018
- 530, Devlin Hodges (SAM), 2016
- 528, Devlin Hodges (SAM), 2017
- 523, Reece Udinski (VMI), 2018
- 508, Scott Riddle (Elon), 2007
- 490, Chris Sanders (UTC), 1999
- 487, Jeff Gilbert (WCU), 1983
- 479, Reece Udinski (VMI), 2019
- 478, Andy Summerlin (SAM), 2013
- 477, Liam Welch (SAM), 2021

Career

- 1,896, Devlin Hodges (SAM), 2015-18 (NCAA record)
- 1,779, Scott Riddle (Elon), 2007-10
- 1,268, Reece Udinski (VMI), 2017-21
- 1,180, Armanti Edwards (APP), 2006-09
- 1,172, Tyrie Adams (WCU), 2016-19
- 1,148, Greg Ryan (ETSU), 1993-96
- 1,142, Dustin Taliaferro (SAM), 2008-11
- 1,134, Al Cobb (VMI), 2014-16
- 1,104, Jacob Huesman (UTC), 2012-15
- 1,067, Reese Hannon (FUR), 2012-16

MOST PASSING YARDS

Half

- 383, Michael Payton (MAR) vs. VMI, Nov. 16, 1991 (1st) (NCAA record)
- 369, Scott Riddle (Elon) vs. Furman, Nov. 3, 2007 (2nd)

Game

- 582, Liam Welch (SAM) vs. ETSU, Sept. 25, 2021 (see 400-yard passing club)

400-yard passing club

- 582, Liam Welch (SAM) vs. ETSU, Sept. 25, 2021
- 570, Liam Welch (SAM) vs. VMI, March 20, 2021
- 562, Devlin Hodges (SAM) vs. Western Carolina, Oct. 6, 2018
- 534, Scott Riddle (Elon) vs. Furman, Nov. 3, 2007
- 532, Chris Sanders (UTC) vs. Furman, Nov. 20, 1999
- 516, Devlin Hodges (SAM) at Western Carolina, Sept. 23, 2017
- 515, Cedric Stevens (UTC) vs. Appalachian State, Oct. 30, 2004
- 514, Fred Payton (MER) at Samford (20T), Nov. 19, 2022
- 496, Michael Payton (MAR) vs. VMI, Nov. 16, 1991
- 495, Andy Summerlin (SAM) at Furman, Nov. 9, 2013
- 491, Reece Udinski (VMI) at Western Carolina, Sept. 22, 2018
- 488, Chris Sanders (UTC) vs. Western Carolina, Oct. 21, 2000
- 481, Tony Petersen (MAR) vs. Western Carolina, Nov. 14, 1987
- 478, Andy Summerlin (SAM) vs. S.E. Louisiana, Sept. 21, 2013
- 475, Devlin Hodges (SAM) at Florida State, Sept. 8, 2018
- 474, David Rivers (WCU) vs. Wofford, Oct. 14, 2000
- 473, Devlin Hodges (SAM) vs. VMI, Oct. 13, 2018
- 472, Seth Morgan (VMI) vs. Samford, Oct. 30, 2021
- 468, Devlin Hodges (SAM) at Mississippi State, Oct. 29, 2016
- 454, Michael Hiers (SAM) vs. Mercer (20T), Nov. 19, 2022
- 452, Scott Riddle (Elon) vs. Western Carolina, Nov. 20, 2010
- 449, Eric Kresser (MAR) vs. Delaware, Nov. 30, 1996*
- 447, Reece Udinski (VMI) vs. The Citadel, Oct. 20, 2018
- 443, Liam Welch (SAM) vs. Mercer, April 17, 2021
- 442, Michael Hiers (SAM) at ETSU, Oct. 22, 2022
- 437, Chris Sanders (UTC) vs. Furman, Nov. 18, 2000
- 436, Carl Fodor (MAR) vs. Furman, Sept. 22, 1984
- 435, Devlin Hodges (SAM) vs. VMI, Oct. 15, 2016
- 434, Austin Herink (ETSU) at Furman, Sept. 30, 2017
- 434, Reece Udinski (VMI) vs. Mercer, Sept. 29, 2018
- 433, Armanti Edwards (APP) vs. S.C. State, Nov. 29, 2008*
- 433, Carlos Davis (WCU) at Charleston Southern, Sept. 3, 2022
- 432, Michael Payton (MAR) vs. Appalachian State, Nov. 7, 1992
- 432, B.J. Coleman (UTC) at Furman, Oct. 23, 2010
- 429, Michael Payton (MAR) vs. Western Carolina, Oct. 31, 1992
- 428, Kip Allen (CIT) vs. Wofford, Nov. 9, 1985
- 428, David Rivers (WCU) vs. Tennessee Tech, Nov. 18, 2000
- 428, Chris Oladokun (SAM) at Tennessee Tech, Aug. 31, 2019
- 428, Jimmy Weirick (WOF) at Furman, Nov. 19, 2022
- 427, Tyrie Adams (WCU) vs. Gardner-Webb, Sept. 10, 2016
- 427, Rogan Wells (WCU) at Gardner-Webb, Sept. 25, 2021
- 424, Tyrie Adams (WCU) at Furman, Sept. 29, 2018
- 422, David Brown (VMI) vs. Appalachian State, Nov. 15, 1986
- 422, Devlin Hodges (SAM) at Wofford, Oct. 21, 2017
- 419, Thomas Wilson (Elon) at Appalachian State, Oct. 6, 2012
- 416, Scott Riddle (Elon) vs. Samford, Oct. 2, 2010
- 416, Thomas Wilson (Elon) at N.C. Central, Sept. 17, 2011
- 415, Armanti Edwards (APP) vs. Wofford, Oct. 17, 2009
- 415, Andy Summerlin (SAM) vs. Elon, Nov. 23, 2013
- 415, Seth Morgan (VMI) at Furman, Nov. 13, 2021
- 412, Thomas Wilson (Elon) vs. Western Carolina, Oct. 20, 2012
- 413, Richie Williams (APP) vs. Furman, Oct. 9, 2004
- 411, Devlin Hodges (SAM) at Furman, Oct. 8, 2016
- 410, David Rivers (WCU) vs. Chattanooga, Oct. 21, 2000
- 410, Richie Williams (APP) vs. Chattanooga, Oct. 30, 2004
- 409, Jimmy Weirick (WOF) vs. ETSU, Oct. 29, 2022
- 408, Steve Brown (APP) vs. ETSU, Sept. 27, 1980
- 408, Richie Williams (APP) vs. Elon, Nov. 6, 2004
- 406, Carter Peavy (MER) vs. Furman, April 3, 2021
- 405, Mark Thompson (DAV) vs. Bucknell, Oct. 10, 1970
- 405, Richie Williams (APP) vs. Wofford, Oct. 23, 2004
- 404, Chris Sanders (UTC) vs. Wofford, Sept. 30, 2000
- 404, Devlin Hodges (SAM) at The Citadel, Nov. 10, 2018
- 404, Devlin Hodges (SAM) at ETSU, Nov. 17, 2018
- 403, John Gregory (MAR) vs. Eastern Kentucky, Oct. 21, 1989
- 402, Devlin Hodges (SAM) at Furman, Oct. 20, 2018
- 401, Devlin Hodges (SAM) vs. Mercer, Nov. 12, 2016
- 401, Carlos Davis (WCU) at The Citadel, Oct. 23, 2021
- 400, Liam Welch (SAM) at Florida, Nov. 13, 2021

* indicates NCAA playoff game

Season

- 4,283, Devlin Hodges (SAM), 2018
- 4,088, Devlin Hodges (SAM), 2016
- 3,983, Devlin Hodges (SAM), 2017
- 3,817, Scott Riddle (Elon), 2007
- 3,691, Chris Sanders (UTC), 2000
- 3,640, Andy Summerlin (SAM), 2013
- 3,544, Michael Hiers (SAM), 2022
- 3,539, Chris Sanders (UTC), 1999
- 3,529, Tony Petersen (MAR), 1987
- 3,366, Liam Welch (SAM), 2021

Career

- 14,584, Devlin Hodges (SAM), 2015-18 (NCAA record)
- 13,264, Scott Riddle (Elon), 2007-10
- 10,392, Armanti Edwards (APP), 2006-09
- 8,978, Tyrie Adams (WCU), 2016-19
- 8,197, Jacob Huesman (UTC), 2012-15
- 7,877, Reece Udinski (VMI), 2017-21
- 7,826, Greg Ryan (ETSU), 1993-96
- 7,759, Richie Williams (APP), 2002-05

7,735, Todd Wells (ETSU), 1997-00
7,730, Reese Hannon (FUR), 2012-16

MOST PASSING YARDS IN CONSECUTIVE GAMES**2 games**

1,035, Devlin Hodges (SAM), Oct. 6-13, 2018
934, Liam Welch (SAM), Sept. 18-25, 2021
929, Liam Welch (SAM), March 13-20, 2021
925, Reece Udinski (VMI), Sept. 22-29, 2018
915, Scott Riddle (Elon), Nov. 3-10, 2007
894, Liam Welch (SAM), Sept. 25-Oct. 2, 2021
893, Scott Riddle (Elon), Oct. 27-Nov. 3, 2007
884, David Rivers (WCU), 2000
876, Liam Welch (SAM), March 20-27, 2021
875, Devlin Hodges (SAM), Oct. 13-20, 2018

3 games

1,437, Devlin Hodges (SAM), Oct. 6-20, 2018
1,300, Andy Summerlin (SAM), Sept. 21-Oct. 5, 2013
1,278, David Rivers (WCU), 2000
1,278, Devlin Hodges (SAM), Oct. 15-29, 2016
1,274, Scott Riddle (Elon), Oct. 27-Nov. 10, 2007
1,274, Devlin Hodges (SAM), Oct. 13-Nov. 3, 2018
1,246, Liam Welch (SAM), Sept. 18-Oct. 2, 2021
1,236, Scott Riddle (Elon), Oct. 20-Nov. 3, 2007
1,235, Liam Welch (SAM), March 13-27, 2021
1,230, Reece Udinski (VMI), Sept. 14-29, 2018

4 games

1,836, Devlin Hodges (SAM), Oct. 6-Nov. 3, 2018
1,689, Devlin Hodges (SAM), Oct. 8-29, 2016
1,678, Devlin Hodges (SAM), Oct. 13-Nov. 10, 2018
1,678, Liam Welch (SAM), March 13-April 17, 2021
1,632, Reece Udinski (VMI), Sept. 22-Oct. 20, 2018
1,617, Chris Sanders (UTC), 2000
1,617, Scott Riddle (Elon), Oct. 20-Nov. 10, 2007
1,609, Devlin Hodges (SAM), Oct. 20-Nov. 17, 2018
1,587, Devlin Hodges (SAM), Sept. 29-Oct. 20, 2018
1,570, Scott Riddle (Elon), Oct. 27-Nov. 10, 2007

5 games

2,240, Devlin Hodges (SAM), Oct. 6-Nov. 10, 2018
2,082, Devlin Hodges (SAM), Oct. 13-Nov. 17, 2018
2,004, Devlin Hodges (SAM), Oct. 1-29, 2016
1,986, Devlin Hodges (SAM), Sept. 29-Nov. 3, 2018
1,971, Devlin Hodges (SAM), Sept. 22-Oct. 20, 2018
1,969, Devlin Hodges (SAM), Oct. 8-Nov. 5, 2016
1,955, Reece Udinski (VMI), Sept. 22-Oct. 27, 2018
1,947, Reece Udinski (VMI), Sept. 14-Oct. 20, 2018
1,931, Liam Welch (SAM), March 6-April 17, 2021
1,925, Chris Sanders (UTC), 2000

MOST GAMES PASSING FOR 200+ YARDS**Season**

12, Devlin Hodges (SAM), 2017
11, Tony Petersen (MAR), 1987 (NCAA record)
11, Chris Sanders (UTC), 1999 (NCAA record)
11, Chris Sanders (UTC), 2000 (NCAA record)
11, Scott Riddle (Elon), 2007 (NCAA record)
11, Thomas Wilson (Elon), 2011
11, Devlin Hodges (SAM), 2016
11, Reece Udinski (VMI), 2019
11, Michael Hiers (SAM), 2022
10, Armanti Edwards (APP), 2009
10, Scott Riddle (Elon), 2009
10, Scott Riddle (Elon), 2010
10, Jamal Jackson (APP), 2012
10, Devlin Hodges (SAM), 2018

Career

39, Scott Riddle (Elon), 2007-10
39, Devlin Hodges (SAM), 2015-18
29, D.J. Campbell (APP), 1989-92
26, Greg Ryan (ETSU), 1993-96
24, Armanti Edwards (APP), 2006-09
23, Reece Udinski (VMI), 2017-21
22, Chris Sanders (UTC), 1999-00
21, Randy Joyce (APP), 1981-84
21, Tyrie Adams (WCU), 2016-19
20, Michael Payton (MAR), 1989-92
20, B.J. Coleman (UTC), 2009-11
20, Thomas Wilson (Elon), 2009-12

MOST CONSECUTIVE GAMES PASSING FOR 200+ YARDS**Season**

12, Devlin Hodges (SAM), 2017 (NCAA record)
11, Tony Petersen (MAR), 1987 (NCAA record)
11, Chris Sanders (UTC), 1999 (NCAA record)
11, Chris Sanders (UTC), 2000 (NCAA record)

11, Scott Riddle (Elon), 2007 (NCAA record)
11, Thomas Wilson (Elon), 2011 (NCAA record)
11, Reece Udinski (VMI), 2019
10, Scott Riddle (Elon), 2010
10, Devlin Hodges (SAM), 2016
9, Thomas Wilson (Elon), 2012
9, Michael Hiers (SAM), 2022

Career

22, Chris Sanders (UTC), 1999-00

MOST GAMES PASSING FOR 300+ YARDS**Season**

10, Devlin Hodges (SAM), 2018
9, Scott Riddle (Elon), 2007
9, Devlin Hodges (SAM), 2016
8, Devlin Hodges (SAM), 2017
6, Chris Sanders (UTC), 1999
6, Chris Sanders (UTC), 2000
6, Richie Williams (APP), 2004
6, Scott Riddle (Elon), 2009
6, Scott Riddle (Elon), 2010
6, Al Cobb (VMI), 2014
6, Liam Welch (SAM), 2021
6, Rogan Wells (WCU), 2021

Career

30, Devlin Hodges (SAM), 2015-18
23, Scott Riddle (Elon), 2007-10
12, Chris Sanders (UTC), 1999-00
11, Liam Welch (SAM), 2016-21
10, Armanti Edwards (APP), 2006-09
10, Al Cobb (VMI), 2014-16
10, Reece Udinski (VMI), 2017-21
9, Thomas Wilson (Elon), 2009-12
9, Tyrie Adams (WCU), 2016-19
7, Tony Petersen (MAR), 1986-87
7, Michael Payton (MAR), 1989-92
7, Richie Williams (APP), 2002-05

MOST CONSECUTIVE GAMES PASSING FOR 300+ YARDS**Season**

9, Scott Riddle (Elon), 2007
6, Devlin Hodges (SAM), 2016
6, Devlin Hodges (SAM), 2018
5, Chris Sanders (UTC), 2000
4, Scott Riddle (Elon), 2010
4, Thomas Wilson (Elon), 2012
4, Devlin Hodges (SAM), 2018
4, Liam Welch (SAM), March 13-April 17, 2021
4, Rogan Wells (WCU), Oct. 30-Nov. 20, 2021
3, Tony Petersen (MAR), 1987
3, David Rivers (WCU), 2000
3, Richie Williams (APP), 2004
3, Armanti Edwards (APP), 2009
3, Jamal Jackson (APP), 2012
3, Andy Summerlin (SAM), 2013
3, Devlin Hodges (SAM), 2015
3, Devlin Hodges (SAM), 2017
3, Reece Udinski (VMI), 2018
3, Reece Udinski (VMI), 2019
3, Seth Morgan (VMI), March 27-April 17, 2021
3, Liam Welch (SAM), Sept. 18-Oct. 2, 2021
3, Michael Hiers (SAM), Nov. 5-19, 2022

MOST GAMES PASSING FOR 400+ YARDS**Season**

6, Devlin Hodges (SAM), 2018
4, Richie Williams (APP), 2004
4, Devlin Hodges (SAM), 2016
3, David Rivers (WCU), 2000
3, Chris Sanders (UTC), 2000
3, Andy Summerlin (SAM), 2013
3, Reece Udinski (VMI), 2018
2, Michael Payton (MAR), 1992
2, Scott Riddle (Elon), 2010
2, Thomas Wilson (Elon), 2012
2, Devlin Hodges (SAM), 2017
2, Liam Welch (SAM), 2020-21
2, Liam Welch (SAM), 2021
2, Seth Morgan (VMI), 2021
2, Michael Hiers (SAM), 2022
2, Jimmy Weirick (WOF), 2022

Career

12, Devlin Hodges (SAM), 2015-18
4, Chris Sanders (UTC), 1999-00
4, Richie Williams (APP), 2004
4, Liam Welch (SAM), 2016-21

3, Michael Payton (MAR), 1989-92
3, David Rivers (WCU), 2000
3, Scott Riddle (Elon), 2007-10
3, Thomas Wilson (Elon), 2009-12
3, Andy Summerlin (SAM), 2012-13
3, Reece Udinski (VMI), 2017-21

MOST CONSECUTIVE GAMES PASSING FOR 400+ YARDS

3, Richie Williams (APP), 2004
3, Devlin Hodges (SAM), Oct. 6-20, 2018
2, Michael Payton (MAR), 1992
2, David Rivers (WCU), 2000
2, Thomas Wilson (Elon), 2012
2, Devlin Hodges (SAM), 2016
2, Reece Udinski (VMI), Sept. 22-29, 2018
2, Devlin Hodges (SAM), Nov. 10-17, 2018

MOST PASSING YARDS BY OPPOSING QUARTERBACKS**Game**

968, Fred Payton (MER) 514 and Michael Hiers (SAM) 454, Nov. 19, 2022
925, Cedric Stevens (UTC) 515 and Richie Williams (APP) 410, Oct. 30, 2004
923, Liam Welch (SAM) 570 and Reece Udinski (VMI) 353, March 20, 2021 (OT)
898, Chris Sanders (UTC) 488 and David Rivers (WCU) 410, Oct. 21, 2000

MOST SEASONS PASSING FOR 3,000+ YARDS**Career**

3, Scott Riddle (Elon), 2007, 2009, 2010
3, Devlin Hodges (SAM), 2016, 2017, 2018
2, Chris Sanders (UTC), 1999, 2000
2, Thomas Wilson (Elon), 2011, 2012
2, Reece Udinski (VMI), 2018, 2019
1, Tony Petersen (MAR), 1987
1, Richie Williams (APP), 2004
1, Thomas Wilson (Elon), 2011
1, Jamal Jackson (APP), 2012
1, Andy Summerlin (SAM), 2013
1, Liam Welch (SAM), 2021
1, Fred Payton (MER), 2022
1, Michael Hiers (SAM), 2022

MOST TOUCHDOWN PASSES**Quarter**

4, Chris Forcier (FUR) vs. Presbyterian, Sept. 24, 2011 (2nd)
4, Devlin Hodges (SAM) vs. Shorter, Aug. 30, 2018 (2nd)
4, Devlin Hodges (SAM) vs. WCU, Oct. 6, 2018 (1st)
3, Chris Sanders (UTC) vs. Miss. Valley St., Sept. 16, 2000 (1st)
3, Joe Burchette (APP) vs. Chattanooga, Oct. 27, 2001 (2nd)
3, Richie Williams (APP) vs. Chattanooga, Oct. 30, 2004 (4th)
3, Scott Riddle (Elon) vs. Chattanooga, Oct. 27, 2007 (2nd)
3, Armanti Edwards (APP) vs. The Citadel, Oct. 4, 2008 (2nd)
3, Scott Riddle (Elon) vs. Davidson, Sept. 5, 2009 (3rd)
3, Rogan Wells (WCU) at Wofford, Oct. 30, 2021 (2nd)
3, Cole Gonzales (WCU) vs. Presbyterian, Sept. 17, 2022 (3rd)

Half

6, Chris Forcier (FUR) vs. Presbyterian, Sept. 24, 2011 (1st)
5, Chris Sanders (UTC) vs. Miss. Valley St., Sept. 16, 2000 (1st)
4, Tim Russell (CIT) vs. Furman, Nov. 17, 1979 (2nd)
4, Tony Petersen (MAR) vs. Eastern Kentucky, Sept. 19, 1987 (1st)
4, Kenyon Earl (UTC) vs. Gardner-Webb, Sept. 18, 1993 (1st)
4, Richie Williams (APP) vs. Chattanooga, Oct. 20, 2004 (2nd)
4, DeAndre Presley (APP) vs. The Citadel, Oct. 16, 2010 (1st)
4, Tyrie Adams (WCU) vs. Davidson, Sept. 9, 2017 (1st)
4, Devlin Hodges (SAM) vs. ETSU, Nov. 11, 2017 (1st)
4, Devlin Hodges (SAM) vs. WCU, Oct. 6, 2018 (1st)
4, Devlin Hodges (SAM) vs. VMI, Oct. 13, 2018 (1st)
4, Robert Riddle (WCU) at WCU, Aug. 31, 2019 (1st)
4, Seth Morgan (VMI) at Wofford, March 27, 2021 (2nd)
4, Rogan Wells (WCU) vs. ETSU, Nov. 13, 2021 (1st)
4, Carlos Davis (WCU) at Charleston So., Sept. 3, 2022 (1st)
4, Fred Payton (MER) vs. ETSU, Oct. 15, 2022 (1st)

Game

7, Chris Forcier (FUR) vs. Presbyterian, Sept. 24, 2011
6, Tim Russell (CIT) vs. Furman, Nov. 17, 1979
6, Kenyon Earl (UTC) vs. Gardner-Webb, Sept. 18, 1993
6, Chris Sanders (UTC) vs. Mississippi Valley St., Sept. 16, 2000
6, Justin Barnes (UTC) vs. Kentucky State, Nov. 24, 2001
6, Bart Blanchard (CIT) vs. Presbyterian, Sept. 26, 2009
6, Al Cobb (VMI) vs. Gardner-Webb, Oct. 18, 2014
6, Devlin Hodges (SAM) vs. Western Carolina, Oct. 6, 2018
6, Devlin Hodges (SAM) vs. VMI, Oct. 13, 2018
6, Chris Oladokun (SAM) at Tennessee Tech, Aug. 31, 2019
6, Carlos Davis (WCU) at Charleston Southern, Sept. 3, 2022

Season

36, Devlin Hodges (SAM), 2016
 36, Michael Hiers (SAM), 2022
 33, Devlin Hodges (SAM), 2018
 32, Fred Payton (MER), 2022
 31, Michael Payton (MAR), 1992
 31, Scott Riddle (Elon), 2007
 31, Devlin Hodges (SAM), 2017
 30, Armanti Edwards (APP), 2008
 28, Todd Donnan (MAR), 1994
 28, Scott Riddle (Elon), 2010

Career

111, Devlin Hodges (SAM), 2015-18
 106, Scott Riddle (Elon), 2007-10
 74, Armanti Edwards (APP), 2006-09
 64, Jacob Huesman (UTC), 2012-15
 64, Tyrie Adams (WCU), 2016-19
 59, Richie Williams (APP), 2002-05
 57, Michael Payton (MAR), 1989-92
 57, John Russ (MER), 2014-16
 56, Greg Ryan (ETSU), 1993-96
 52, B.J. Coleman (UTC), 2009-11

MOST CONSECUTIVE GAMES THROWING A TOUCHDOWN PASS

Season
 13, Armanti Edwards (APP), 2008
 12, Scott Riddle (Elon), 2009
 12, Devlin Hodges (SAM), 2017
 12, Tyler Riddell (ETSU), 2021
 11, Todd Donnan (MAR), 1994
 11, Scott Riddle (Elon), 2007
 11, Scott Riddle (Elon), 2008
 11, Thomas Wilson (Elon), 2011
 11, Fred Payton (MER), 2022
 10, B.J. Coleman (UTC), 2010
 10, Scott Riddle (Elon), 2010
 10, Thomas Wilson (Elon), 2012
 10, John Russ (MER), 2016
 10, Devlin Hodges (SAM), 2016
 10, Devlin Hodges (SAM), 2018

Career

23, Devlin Hodges (SAM) (last 1 of 2016, all 12 of 2017, first 10 of 2018)
 22, Scott Riddle (Elon) (all 11 of 2007, first 11 of 2008)
 20, Scott Riddle (Elon) (all of 2009 through 2010)
 16, Armanti Edwards (APP) (last 3 of 2007, all 13 of 2008)
 16, Devlin Hodges (SAM) (last 6 of 2015, first 10 of 2016)
 15, B.J. Coleman (UTC) (all 11 of 2010, first 4 of 2011)
 14, Liam Welch (SAM) (all 6 of 2020-21, first 8 of 2021)
 13, Tyler Riddell (ETSU) (last 1 of 2020-21, first 12 of 2021)
 13, Fred Payton (MER) (last 2 of 2021, all 11 of 2022)
 12, Joe Burchette (APP) (last 8 of 2001, first 4 of 2002)
 11, Thomas Wilson (Elon) (all 11 of 2011)

MOST PASSES HAD INTERCEPTED

Game
 7, Jeff Gilbert (WCU) vs. Southern Illinois, Dec. 17, 1983*
 6, Murphy Sprinkel (VMI) vs. Boston College, Nov. 16, 1968
 6, Cleve Hightower (FUR) vs. Wofford, Oct. 11, 1969
 6, Tom Schultz (VMI) vs. Navy, Sept. 15, 1973
 6, Tim Couch (UTC) vs. Georgia Southern, Sept. 28, 1985
 6, D.J. Campbell (APP) vs. Marshall, Nov. 3, 1990
 5, Jack Ruth (DAV) vs. Washington & Lee, Sept. 27, 1952
 5, Bob Hardage (W&M) vs. Army, Nov. 10, 1956
 5, Duke Johnston (VMI) vs. Davidson, Oct. 12, 1957
 5, Ronnie Smith (UR) vs. Syracuse, Nov. 16, 1963
 5, Bill Bailey (ECU) vs. Louisville, Nov. 25, 1966
 5, John Casazza (ECU) vs. Richmond, Oct. 24, 1970
 5, Ingle Martin (FUR) vs. Western Carolina, Sept. 10, 2005
 5, Armanti Edwards (APP) vs. Richmond, Dec. 6, 2008
 5, B.J. Coleman (UTC) vs. Elon, Oct. 30, 2010

* indicates NCAA playoff game

Season

27, Tom Schultze (VMI), 1973
 25, Tony Petersen (MAR), 1987
 22, Scotty Shipp (DAV), 1972
 21, Mike Posey (WCU), 1979
 21, Willie Perkins (WCU), 1986
 21, Thomas Wilson (Elon), 2011
 20, Murphy Sprinkel (VMI), 1968
 20, John Casazza (ECU), 1970
 19, Cleve Hightower (FUR), 1969
 19, Dave Harper (DAV), 1973
 19, Carl Fodor (MAR), 1985

Career

62, Carl Fodor (MAR), 1982-85
 51, Mike Pusey (WCU), 1977-79
 49, Greg Ryan (ETSU), 1993-96
 45, Dave Brown (VMI), 1986-88
 43, Tom Schultze (VMI), 1972-73
 43, Lonnie Galloway (WCU), 1990-93
 41, Kenyon Earl (UTC), 1991-94
 41, Scott Riddle (Elon), 2007-10
 41, Devlin Hodges (SAM), 2015-18
 37, Todd Wells (ETSU), 1997-00

LOWEST PERCENTAGE OF PASSES HAD INTERCEPTED

Season
 0.0, Mark Williams (ETSU), 1989 (71 attempts)
 0.0, Kenny Robinson (GSU), 1997 (70 attempts)

MOST CONSECUTIVE PASSES WITHOUT AN INTERCEPTION

Game
 69, Devlin Hodges (SAM) at The Citadel, Nov. 10, 2018

Season

368, Reece Udinski (VMI), 2019 (NCAA record)
 203, Braniff Bonaventure (FUR), 1996
 185, DeAndre Presley (APP), 2010
 183, Devlin Hodges (SAM), 2017
 182, Michael Hiers (SAM), Oct. 1 to Nov. 5, 2022
 176, Armanti Edwards (APP), 2008

Career

368, Reece Udinski (VMI), 2019 (NCAA record)
 218, Scott Riddle (Elon), 2008-09
 215, Braniff Bonaventure (FUR), 1995-96

--- RECEIVING ---

MOST PASSES CAUGHT

Game
 20, Walker Gillette (UR) vs. Ohio, Dec. 27, 1968^
 18, Alonzo Nix (UTC) vs. Wofford, Oct. 4, 2003
 18, Aaron Mellette (Elon) at Richmond, Sept. 19, 2010
 17, Mike Mikolayunas (DAV) vs. Richmond, Oct. 11, 1969
 17, DaVon Fowlkes (APP) vs. Elon, Nov. 6, 2004
 17, Kelsey Pope (SAM) at The Citadel, Nov. 12, 2011
 16, Walker Gillette (UR) vs. Mississippi State, Sept. 20, 1969
 16, Jeff Johnson (ETSU) vs. VMI, Sept. 17, 1994
 16, Richmond Flowers (UTC) vs. Western Carolina, Oct. 21, 2000
 16, Terrell Hudgins (Elon) vs. Liberty, Sept. 22, 2007
 16, Terrell Hudgins (Elon) vs. Furman, Nov. 3, 2007
 16, Terrell Hudgins (Elon) vs. Furman, Oct. 3, 2009
 16, Blue Cooper (UTC) vs. Western Carolina, Oct. 31, 2009
 16, Aaron Mellette (Elon) at N. C. Central, Sept. 17, 2011
 16, Aaron Sanders (VMI) at Mercer, Oct. 24, 2015
 16, Karel Hamilton (SAM) vs. WCU, Oct. 22, 2016
 16, Karel Hamilton (SAM) vs. Mercer, Nov. 12, 2016
 16, Raphael Williams (WCU) at Wofford, Oct. 30, 2021

^ indicates postseason bowl game

Season

123, Terrell Hudgins (Elon), 2009
 117, Terrell Hudgins (Elon), 2007
 113, Aaron Mellette (Elon), 2011
 111, Karel Hamilton (SAM), 2016
 103, DaVon Fowlkes (APP), 2004
 100, Kelvin McKnight (SAM), 2018
 100, Chandler Smith (SAM), 2022
 97, Aaron Mellette (Elon), 2012
 95, Andre Roberts (CIT), 2008
 90, Alonzo Nix (UTC), 2003
 90, Michael Mayers (Elon), 2007

Career

395, Terrell Hudgins (Elon), 2006-09 (NCAA record)
 313, Kelvin McKnight (SAM), 2015-18
 304, Aaron Mellette (Elon), 2009-12
 285, Andre Roberts (CIT), 2006-09
 279, Karel Hamilton (SAM), 2013-16
 250, Kelsey Pope (SAM), 2010-13
 230, Terryon Robinson (WCU), 2013-14, 2016-17
 226, Jakob Herres (VMI), 2018-21
 223, Michael Mayers (Elon), 2004-07
 218, Aaron Sanders (VMI), 2014-16

MOST RECEIVING YARDS

Game
 351, Ty James (MER) at Samford (ZOT), Nov. 19, 2022
 280, DaVon Fowlkes (APP) vs. Elon, Nov. 6, 2004

274, Joel Bradford (UTC) at Furman, Oct. 23, 2010
 268, Bryce Nunnally (UTC) at The Citadel, Sept. 8, 2018
 264, Walker Gillette (UR) vs. Mississippi State, Sept. 20, 1969
 263, Mark Stock (VMI) vs. ETSU, Nov. 22, 1986
 262, Andre Motley (MAR) vs. Chattanooga, Oct. 20, 1990
 254, Joel Bradford (UTC) vs. Eastern Kentucky, Sept. 18, 2010
 248, Rick Lyon (DAV) vs. Bucknell, Oct. 10, 1970
 248, Troy Brown (MAR), vs. VMI, Nov. 16, 1991

Season

1,639, Aaron Mellette (Elon), 2011
 1,633, Terrell Hudgins (Elon), 2009
 1,618, DaVon Fowlkes (APP), 2004
 1,474, Terrell Hudgins (Elon), 2007
 1,453, Kelvin McKnight (SAM), 2018
 1,398, Aaron Mellette (Elon), 2012
 1,389, B.J. Adigun (ETSU), 1997
 1,389, Karel Hamilton (SAM), 2016
 1,334, Andre Roberts (CIT), 2008
 1,284, Joel Bradford (UTC), 2010

Career

5,250, Terrell Hudgins (Elon), 2006-09 (NCAA record)
 4,254, Aaron Mellette (Elon), 2009-12
 4,144, Kelvin McKnight (SAM), 2015-18
 3,803, Karel Hamilton (SAM), 2013-16
 3,743, Andre Roberts (CIT), 2006-09
 3,520, Mike Barber (MAR), 1985-88
 3,418, Brian Quick (APP), 2008-11
 3,124, Rick Beasley (APP), 1978-80
 3,091, Mark Stock (VMI), 1985-88
 3,025, Gerald Harp (WCU), 1977-80

MOST YARDS PER RECEPTION


Game (minimum 3 receptions)
 72.6 (3-218), Terry Gallaher (ECU) vs. Appalachian State, Sept. 13, 1975
 53.3 (3-160), Isaac West (FUR) vs. Elon, Sept. 14, 2002
 52.7 (3-158), Chris Truss (FUR) vs. Chattanooga, Sept. 27, 2008
 48.0 (3-144), Terryon Robinson (WCU) vs. Davidson, Sept. 9, 2017
 45.5 (4-142), Alonzo Upshur (APP) vs. ETSU, Oct. 1, 1983
 45.0 (3-135), Ty King (SAM) vs. VMI, March 20, 2021
 43.0 (4-172), Brian Quick (APP) vs. Wofford, Oct. 31, 2008
 41.0 (3-123), Matt Beavin (WOF) vs. Furman, Nov. 13, 2004
 40.3 (3-121), Justin Stepp (FUR) vs. Chattanooga, Nov. 19, 2005
 40.7 (3-122), David Durden (MER) at Yale, Oct. 13, 2018

Season (minimum 25 receptions)

28.1 (30-844), Joe Burke (UTC), 1978
 25.0 (45-1,123), Mark Stock (VMI), 1986
 24.1 (20-482), Teddy Craft (GSU), 2004
 23.5 (32-753), Donald Lipscomb (FUR), 1991
 23.5 (26-611), Ty James (MER), 2021
 23.2 (33-767), Shoun Habersham (UTC), 1991
 23.2 (29-673), Chris Johnson (GSU), 2000
 23.1 (35-809), Alonzo Upshur (APP), 1983
 22.9 (30-688), Dexter Jackson (APP), 2007
 22.4 (40-896), Kerry Hayes (WCU), 1992

Career (minimum 50 receptions)

23.1 (92-2,125), Joe Burke (UTC), 1977-80



Marshall's Randy Moss set an NCAA freshman record with 19 TD receptions in 1996.

22.8 (80-1,827), Donald Lipscomb (FUR), 1988-91
 21.1 (102-2,151), Raleigh Webb (CIT), 2017-21
20.7 (108-2,234), Ty James (MER), 2020-pr.
 20.4 (77-1,567), Brenton Berson (WOF), 2008-11
 19.7 (60-1,183), Landon Parker (WOF), 2018-22
 19.6, Paul Maguire (CIT), 1957-59
 19.1, Chris Johnson (GSU), 1997-00
 19.1 (139-2,654), Craig Aiken (WCU), 1991-94
 19.1 (69-1,316), Chris Johnson (GSU), 1997-00

MOST TOUCHDOWN PASSES CAUGHT

Quarter

3, Cos DeMatteo (UTC) vs. Mississippi Valley State, Sept. 16, 2000 (1st)
 3, Isaac West (FUR) vs. Elon, Sept. 14, 2002 (1st)

Half

5, Cos DeMatteo (UTC) vs. Mississippi Valley State, Sept. 16, 2000 (1st)
 3, Gerald Harp (WCU) vs. Wofford, Oct. 20, 1979
 3, Jon Reed (WCU) vs. Appalachian State, Nov. 18, 1989
 3, Isaac West (FUR) vs. Elon, Sept. 14, 2002 (1st)
 3, DaVon Fowlkes (APP) vs. Elon, Nov. 6, 2004 (1st)
 3, Andre Roberts (CIT) vs. Webber Int'l., Sept. 8, 2007 (1st)
 3, Terrell Hudgins (Elon) vs. Chattanooga, Oct. 24, 2009 (1st)
 3, Thomas Gordon (FUR) at Samford, Oct. 5, 2019 (1st)
 3, Jakob Herres (VMI) at Wofford, March 27, 2021 (2nd)
 3, Ty James (MER) vs. Morehead State, Aug. 27, 2022 (1st)
 3, Kendall Watson (SAM) at Chattanooga, Nov. 12, 2022 (1st)

Game

6, Cos DeMatteo (UTC) vs. Mississippi Valley State, Sept. 16, 2000 (NCAA record)
 4, Gerald Harp (WCU) vs. Wofford, Oct. 20, 1979
 4, Robert Surratt (MAR) vs. Appalachian State, Oct. 13, 1984
 4, Terrell Owens (UTC) vs. Marshall, Oct. 1, 1994
 4, Randy Moss (MAR) vs. The Citadel, Nov. 2, 1996
 4, Cecil Moore (ETSU) vs. Elon, Oct. 19, 2002
 4, DaVon Fowlkes (APP) vs. Northwestern State, Sept. 25, 2004
 4, Terrell Hudgins (Elon) vs. Liberty, Sept. 22, 2007
 4, Andre Roberts (CIT) vs. Presbyterian, Sept. 26, 2009
 4, Kamorris Benson (WCU) vs. VMI, Nov. 15, 2014
 4, Chris Shelling (SAM) at Tennessee Tech, Aug. 31, 2019

Season

19, Randy Moss (MAR), 1996
 18, Terrell Hudgins (Elon), 2007
 18, Aaron Mellette (Elon), 2012
 16, Terrell Hudgins (Elon), 2009
 14, DaVon Fowlkes (APP), 2004
 14, Andre Roberts (CIT), 2008
 14, Karel Hamilton (SAM), 2016
 13, Brian Baima (CIT), 1971
 13, Ty James (MER), 2022
 12, Rick Beasley (APP), 1979
 12, B.J. Adigun (ETSU), 1997
 12, Aaron Mellette (Elon), 2010
 12, Aaron Mellette (Elon), 2011
 12, Kamorris Benson (WCU), 2013
 12, Kelvin McKnight (SAM), 2017
 12, Ryan Miller (FUR), 2022

Career

52, Terrell Hudgins (Elon), 2006-09
 44, Aaron Mellette (Elon), 2009-12
 37, Andre Roberts (CIT), 2006-09
 32, Kelvin McKnight (SAM), 2015-18
 31, Brian Quick (Elon), 2008-11
 31, Karel Hamilton (SAM), 2013-16
 28, Ryan Miller (FUR), 2018-22
 26, Gerald Harp (WCU), 1977-80
 26, Chas Fox (FUR), 1982-85
 26, B.J. Adigun (ETSU), 1994-97
 26, Jakob Herres (VMI), 2018-21

MOST TD PASSES CAUGHT BY A FRESHMAN

Season

19, Randy Moss (MAR), 1996 (NCAA record)

MOST GAMES CATCHING A TOUCHDOWN PASS

Season

11, Randy Moss (MAR), 1996
 10, Terrell Hudgins (Elon), 2009
 10, Aaron Mellette (Elon), 2011
 10, Ryan Miller (FUR), 2022
 9, Terrell Hudgins (Elon), 2007
 9, Terrell Hudgins (Elon), 2008
 9, Andre Roberts (CIT), 2008
 9, Aaron Mellette (Elon), 2012

9, Raleigh Webb (CIT), 2019
 8, Rick Beasley (APP), 1979
 8, B.J. Adigun (ETSU), 1997
 8, Jason Jones (UTC), 2002
 8, DaVon Fowlkes (APP), 2004
 8, Justin Stepp (FUR), 2005
 8, Andre Roberts (CIT), 2007
 8, Karel Hamilton (SAM), 2016
 8, Kelvin McKnight (SAM), 2017
 8, Terryon Robinson (WCU), 2017

MOST GAMES WITH 100+ YARDS RECEIVING

Season


10, Terrell Hudgins (Elon), 2009
 10, Kelvin McKnight (SAM), 2018
 9, Aaron Mellette (Elon), 2011
 8, Aaron Mellette (Elon), 2012
 7, B.J. Adigun (ETSU), 1997
 7, DaVon Fowlkes (APP), 2004
 7, Terrell Hudgins (Elon), 2007
 7, Andre Roberts (CIT), 2008
 7, Sean Price (APP), 2012
 6, 11 times. Last:
 Bryce Nunnally (UTC), 2018
 Kris Thornton (VMI), 2018

Career

28, Terrell Hudgins (Elon), 2006-09
 23, Aaron Mellette (Elon), 2009-12
 23, Kelvin McKnight (SAM), 2015-18
 17, Rick Beasley (APP), 1978-80
 17, Mark Stock (VMI), 1985-88
 17, Andre Roberts (CIT), 2006-09
 14, Karel Hamilton (SAM), 2013-16
 13, Brian Quick (APP), 2008-11
 13, Kelvin McKnight (SAM), 2015-18
 13, Jakob Herres (VMI), 2018-21

MOST CONSECUTIVE GAMES WITH 100+ RECEIVING YARDS

7, Aaron Mellette (Elon), Oct. 1-Nov. 19, 2011
 7, Aaron Mellette (Elon), Sept. 29-Nov. 17, 2012
 6, Eddie Cohen (WCU), Sept. 29-Nov. 10, 2007
 6, Kelvin McKnight (SAM), Oct. 6-Nov. 17, 2018
 5, Terrell Hudgins (Elon), Sept. 16-Oct. 21, 2006
 5, Terrell Hudgins (Elon), Sept. 5-Oct. 3, 2009
 5, Terrell Hudgins (Elon), Oct. 31-Nov. 28, 2009
 5, Jakob Herres (VMI), March 20-April 24, 2021
 4, Terrell Hudgins (Elon), Oct. 20-Nov. 10, 2007
 4, Andre Roberts (CIT), Oct. 25-Nov. 15, 2008
 4, Sean Price (APP), Oct. 27-Dec. 1, 2012
 4, Karel Hamilton (SAM), Oct. 8-29, 2016
 4, Kelvin McKnight (SAM), Aug. 30-Sept. 22, 2018
 4, Bryce Nunnally (UTC), Aug. 30-Sept. 22, 2018



Western Carolina's Kirk Roach holds SoCon records for field goals in a season (24) and a career (71).

MOST GAMES WITH 200+ RECEIVING YARDS

Season

3, DaVon Fowlkes (APP), 2004 (consecutive record)
 2, Rick Beasley (APP), 1980
 2, Terrell Hudgins (Elon), 2007
 2, Joel Bradford (UTC), 2010
 2, Aaron Mellette (Elon), 2011
 2, Karel Hamilton (SAM), 2016

Career

4, Karel Hamilton (SAM), 2013-16
 3, DaVon Fowlkes (APP), 2001-04
 3, Terrell Hudgins (Elon), 2006-09

MOST SEASONS WITH 1,000+ RECEIVING YARDS

Career

4, Terrell Hudgins (Elon), 2006-09
 3, Mike Barber (MAR), 1986-88
 3, Aaron Mellette (Elon), 2010-12
 2, Gerald Harp (WCU), 1978-79
 2, Mike Stock (VMI), 1986, '88
 2, Kelvin McKnight (SAM), 2017-18

MOST RECEIVING YARDS BY TWO TEAMMATES

Season

2,538, Terrell Hudgins (1,474) and Michael Mayers (1,064) (Elon), 2007
 2,241, Mike Barber and Sean Doctor (MAR), 1987
 2,218, Terrell Hudgins and Lance Camp (Elon), 2009
 2,141, Kelvin McKnight and Chris Shelling (SAM), 2018
 2,125, Aaron Mellette and Lance Camp (Elon), 2010
 2,105, Chandler Smith (1,071) and Kendall Watson (1,034) (SAM), 2022
 2,092, Ty James (1,105) and Devron Harper (987) (MER), 2022
 2,086, Kelvin McKnight and Chris Shelling (SAM), 2017
 2,042, Aaron Mellette and Kierre Brown (Elon), 2012
 2,001, Michael Banks and Lamont Seward (WCU), 2002

~~~ KICKING ~~~

**LONGEST FIELD GOAL**

57, Kirk Roach (WCU) vs. North Carolina A&T, Oct. 17, 1987  
 57, Kirk Roach (WCU) vs. Appalachian State, Nov. 21, 1987  
 57, Chris Chambers (GSU) vs. Oregon State, Sept. 18, 1999  
 57, Mark Wright (APP) vs. Troy State, Sept. 9, 2000  
 57, Matt Maxey (VMI) at Georgia Southern, Sept. 30, 2000  
 57, David Marvin (WOF) at WCU, Oct. 8, 2016  
 57, David Marvin (WOF) at Furman, Nov. 5, 2016  
 56, Grant Clemons (VMI) vs. Samford, Oct. 12, 2019  
 56, Colby Kintner (CIT) vs. Samford, Oct. 29, 2022  
 55, Mark French (APP) vs. Western Carolina, Nov. 21, 1981  
 55, Kirk Roach (WCU) vs. Georgia Southern, Oct. 24, 1987  
 55, Jon Croft Hollingsworth (FUR) at UCF, Sept. 19, 2015  
 55, Dillon Christopher (VMI) vs. W. Carolina, Nov. 21, 2015  
 55, Grayson Atkins (FUR) at Western Carolina, Oct. 26, 2019

**MOST FIELD GOALS MADE**

**Half**

5, Dean Biasucci (WCU) vs. Mars Hill, Sept. 18, 1982 (NCAA record)

**Game**

6, Josh Jones (WCU) vs. Samford, Nov. 5, 1999  
 6, Drew Stewart (APP) vs. Western Carolina, Nov. 12, 2011  
 6, Ray Early (FUR) at Western Carolina, Nov. 16, 2013  
 5, Ken Juskowich (WVU) vs. Pittsburgh, Oct. 7, 1967  
 5, Craig Jones (VMI) vs. William & Mary, Sept. 10, 1977  
 5, Dean Biasucci (WCU) vs. Mars Hill, Sept. 18, 1982  
 5, Mike Wood (FUR) vs. Western Carolina, Oct. 18, 1986  
 5, Glenn Connally (FUR) vs. ETSU, Nov. 10, 1990  
 5, Reed Haley (GSU) vs. The Citadel, Nov. 19, 1994  
 5, Sean Holland (GSU) vs. Furman, Nov. 8, 2003  
 5, Andrew Wilcox (Elon) vs. Georgia Southern, Oct. 13, 2007  
 5, Andrew Wilcox (Elon) vs. Georgia Southern, Sept. 20, 2008  
 5, Eric Goins (CIT) vs. VMI, Nov. 7, 2015  
 5, Anthony Pistelli (SAM) vs. Clark Atlanta, Nov. 7, 2015  
 5, Jerry Rice (VMI) vs. Chattanooga, Oct. 9, 2021  
 5, Jerry Rice (VMI) at Samford, Nov. 5, 2022

**Season**

24, Kirk Roach (WCU), 1986  
 23, Cameron Yaw (SAM), 2011  
 22, Matt Vick (UTC), 2000  
 22, Andrew Wilcox (Elon), 2008  
 20, Ray Early (FUR), 2013  
 20, Anthony Pistelli (SAM), 2015  
 19, Kirk Roach (WCU), 1987  
 19, Jason Vitaris (APP), 2009



19, Adrian Mora (GSU), 2010  
 19, Warren Handrahan (SAM), 2013  
 19, JJ Jerman (ETSU), 2018

### Career

71, Kirk Roach (WCU), 1984-87  
 67, Cameron Yaw (SAM), 2009-12  
 59, Andrew Wilcox (Elon), 2005-08  
 58, Jay Sutton (APP), 1994-97  
 57, Adrian Mora (GSU), 2008-11  
 56, Tyler Keltner (ETSU), 2019-22  
 55, Craig Jones (VMI), 1976-79  
 55, Bjorn Nittmo (APP), 1985-88  
 54, Dean Biasucci (WCU), 1980-83  
 51, Danny Marshall (FUR), 2000-03

### MOST FIELD GOALS ATTEMPTED

#### Game

7, Reed Haley (GSU) vs. The Citadel, Nov. 19, 1994  
 7, Ray Early (FUR) at Western Carolina, Nov. 16, 2013  
 6, Jay Millson (APP) vs. Furman, Oct. 19, 1991  
 6, Josh Jones (WCU) vs. Samford, Nov. 5, 1999  
 6, Sean Holland (GSU) vs. Furman, Nov. 8, 2003  
 6, Jesse Hartley (GSU) vs. Elon, Oct. 13, 2007  
 6, Adam Shreiner (Elon) vs. The Citadel, Sept. 24, 2011  
 6, Drew Stewart (APP) vs. Western Carolina, Nov. 12, 2011  
 6, JJ Jerman (ETSU) vs. Robert Morris, Oct. 7, 2017  
 6, Mitchell Fineran (SAM) at Mercer, Nov. 2, 2019

#### Season

30, Kirk Roach (WCU), 1987  
 28, Kirk Roach (WCU), 1986  
 28, Mike Wood (FUR), 1986  
 28, Jason Vitaris (APP), 2009  
 28, Cameron Yaw (SAM), 2011  
 27, Andrew Wilcox (Elon), 2008  
 26, Dean Biasucci (WCU), 1982  
 26, Matt Vick (UTC), 2000  
 26, Julian Rauch (APP), 2007  
 25, Rick McLester (ECU), 1972  
 25, Ray Early (FUR), 2013

### Career

102, Kirk Roach (WCU), 1984-87 (NCAA record)  
 92, Cameron Yaw (SAM), 2009-12  
 84, Andrew Wilcox (Elon), 2005-08  
 83, Craig Jones (VMI), 1976-79  
 82, Dean Biasucci (WCU), 1980-83  
 79, Jay Sutton (APP), 1994-97  
 77, Scott Beckler (FUR), 2004-07  
 74, Bjorn Nittmo (APP), 1985-88  
 74, Tyler Keltner (ETSU), 2019-22  
 69, Adrian Mora (GSU), 2008-11

### MOST CONSECUTIVE FIELD GOALS MADE

#### Season

14, JJ Jerman (ETSU), 2018  
 13, Matt Vick (UTC), 2000  
 13, Warren Handrahan (SAM), 2013  
 12, Gary Davis (APP), 1975  
 12, Bjorn Nittmo (APP), 1988  
 12, Danny Marshall (FUR), 2001  
 12, Craig Camay (UTC), 2009  
 12, Adrian Mora (GSU), 2011  
 12, Henrique Ribeiro (UTC), 2014  
 12, Richard McCollum (WCU), 2021

### MOST GAMES WITH A FIELD GOAL

#### Season

12, Andrew Wilcox (Elon), 2008  
 12, David Marvin (WOF), 2016  
 12, Tyler Keltner (ETSU), 2021  
 11, Mike Wood (FUR), 1986  
 11, Adrian Mora (GSU), 2010  
 11, Cameron Yaw (SAM), 2011  
 11, Henrique Ribeiro (UTC), 2014  
 11, Jerry Rice (VMI), 2021  
 10, Kirk Roach (WCU), 1986  
 10, Bjorn Nittmo (APP), 1986  
 10, Kirk Roach (WCU), 1987  
 10, Bjorn Nittmo (APP), 1987  
 10, Dewey Klein (MAR), 1988  
 10, Bjorn Nittmo (APP), 1988  
 10, Danny Marshall (FUR), 2003  
 10, Cameron Yaw (SAM), 2010  
 10, Cameron Yaw (SAM), 2012  
 10, Warren Handrahan (SAM), 2013  
 10, JJ Jerman (ETSU), 2017  
 10, JJ Jerman (ETSU), 2018

10, Mitchell Fineran (SAM), 2018  
 10, Tyler Keltner (ETSU), 2019  
 10, Grant Clemmons (VMI), 2019  
 10, Grayson Atkins (FUR), 2019

### HIGHEST FIELD GOAL PERCENTAGE

#### Season

##### (minimum 15 attempts)

90.4 (19-21), Adrian Mora (GSU), 2010  
 89.5 (17-19), Jerry Rice (VMI), 2021  
 89.5 (17-19), Richard McCollum (WCU), 2022  
 86.9 (20-23), Anthony Pistelli (SAM), 2015  
 86.7 (13-15), Glen Connally (FUR), 1990  
 86.7 (13-15), Jay Sutton (APP), 1996  
 86.7 (13-15), Grayson Atkins (FUR), 2019  
 86.7 (13-15), Zach Williams (SAM), 2021  
 84.6 (22-26), Matt Vick (UTC), 2000  
 84.2 (16-19), Jim Richter (FUR), 1994  
 84.2 (16-19), Craig Camay (UTC), 2009

##### (minimum 10 attempts)

1.000 (12-12), Richard McCollum (WCU), 2021  
 91.7 (11-12), Ray Early (FUR), 2010  
 91.7 (11-12), Jason Vitaris (APP), 2010  
 91.7 (11-12), Luke Carter (WOF), 2017  
 90.9 (10-11), Dewey Klein (MAR), 1989  
 90.4 (19-21), Adrian Mora (GSU), 2010  
 90.0 (9-10), Rodney Allen (UTC), 1992  
 89.5 (17-19), Jerry Rice (VMI), 2021  
 89.5 (17-19), Richard McCollum (WCU), 2022  
 86.9 (20-23), Anthony Pistelli (SAM), 2015

### MOST FIELD GOALS MADE, 50 YARDS OR MORE

#### Season

7, Kirk Roach (WCU), 1987 (NCAA record)

#### Career

11, Kirk Roach (WCU), 1984-87 (NCAA record)

### MOST GAMES KICKING TWO OR MORE FIELD GOALS

#### Career

25, Kirk Roach (WCU), 1984-87 (NCAA record)

### MOST EXTRA POINTS MADE BY KICKING

#### Game

11, Ed Terry (DAV) vs. Furman, Sept. 27, 1969  
 11, Richard McCollum (WCU) vs. Presbyterian, Sept. 17, 2022  
 10, Dewey Klein (MAR) vs. Morehead State, Sept. 14, 1991  
 10, Chris Chambers (GSU) vs. Western Carolina, Oct. 9, 1999  
 10, Mike Adams (CIT) vs. Webber International, Sept. 8, 2007  
 10, Mike Adams (CIT) vs. VMI, Nov. 17, 2007  
 10, Jason Vitaris (APP) vs. Wofford, Oct. 31, 2008  
 9, 23 times  
 LAST: Alex Lepvreau (FUR) vs. Wofford, Nov. 19, 2022

#### Season

76, Julian Rauch (APP), 2007  
 70, Chris Chambers (GSU), 1999  
 69, Julian Rauch (APP), 2006  
 64, Jason Vitaris (APP), 2008  
 62, Adrian Mora (GSU), 2011  
 61, Scott Shelton (GSU), 2002  
 60, Henrique Ribeiro (UTC), 2014  
 58, Tim Openlander (MAR), 1996  
 58, Julian Rauch (APP), 2005  
 58, Jason Vitaris (APP), 2009

#### Career

247, Julian Rauch (APP), 2004-07  
 179, Jason Vitaris (APP), 2007-10  
 176, Scott Becker (FUR), 2004-07  
 164, Dewey Klein (MAR), 1988-91  
 163, Henrique Ribeiro (UTC), 2013-16  
 159, Tim Openlander (MAR), 1994-96  
 159, Danny Marshall (FUR), 2000-03  
 157, Adrian Mora (GSU), 2008-11  
 143, Jason Wells (FUR), 1996-99  
 141, Christian Reed (WOF), 2009-12  
 141, Adam Shreiner (Elon), 2009-12  
 141, Luke Carter (WOF), 2016-19

### MOST EXTRA POINTS ATTEMPTED BY KICKING

#### Game

11, Ed Terry (DAV) vs. Furman, Sept. 27, 1969  
 11, Richard McCollum (WCU) vs. Presbyterian, Sept. 17, 2022  
 10, Dewey Klein (MAR) vs. Morehead State, Sept. 14, 1991  
 10, Chris Chambers (GSU) vs. Western Carolina, Oct. 9, 1999  
 10, Mike Adams (CIT) vs. Webber International, Sept. 8, 2007  
 10, Mike Adams (CIT) vs. VMI, Nov. 17, 2007

10, Jason Vitaris (APP) vs. Wofford, Oct. 31, 2008  
 9, 25 times  
 LAST: Alex Lepvreau (FUR) vs. Wofford, Nov. 19, 2022

### Season

81, Julian Rauch (APP), 2007  
 73, Chris Chambers (GSU), 1999  
 70, Julian Rauch (APP), 2006  
 69, Jason Vitaris (APP), 2008  
 64, Adrian Mora (GSU), 2011  
 62, Scott Shelton (GSU), 2002  
 62, Henrique Ribeiro (UTC), 2014  
 60, Tim Openlander (MAR), 1994  
 60, Jonathan Dudley (GSU), 2003-16  
 59, Julian Rauch (APP), 2005  
 59, Patrick Mugan (WOF), 2007  
 59, Jason Vitaris (APP), 2010

### Career

256, Julian Rauch (APP), 2004-07  
 188, Jason Vitaris (APP), 2007-10  
 185, Scott Beckler (FUR), 2004-07  
 168, Danny Marshall (FUR), 2000-03  
 168, Henrique Ribeiro (UTC), 2013-16  
 164, Dewey Klein (MAR), 1988-91  
 162, Tim Openlander (MAR), 1994-96  
 159, Adrian Mora (GSU), 2008-11  
 151, Jason Wells (FUR), 1996-99  
 150, Christian Reed (WOF), 2009-12

### MOST CONSECUTIVE EXTRA POINTS MADE

#### Season

61, Julian Rauch (APP), 2006  
 58, Tim Openlander (MAR), 1996  
 58, Jason Vitaris (APP), 2009  
 56, Adrian Mora (GSU), 2011  
 55, Grayson Atkins (FUR), 2017  
 54, Julian Rauch (APP), 2005  
 52, Zach Williams (SAM), 2021  
 51, Luke Carter (WOF), 2019  
 51, Tyler Keltner (ETSU), 2021  
 50, Julian Rauch (APP), 2007  
 50, Andrew Wilcox (Elon), 2007  
 50, Mitchell Fineran (SAM), 2018

#### Career

152, Adrian Mora (GSU), 2008-11  
 141, Luke Carter (WOF), 2016-19  
 131, Tyler Keltner (ETSU), 2019-22  
 124, Tim Openlander (MAR), 1994-96  
 104, Jacob Godek (CIT), 2017-19  
 96, Adam Shriner (Elon), 2009-11  
 94, Julian Rauch (APP), 2004-07  
 91, Mitchell Fineran (SAM), 2018-19  
 85, Richard McCollum (WCU), 2021-22  
 80, Andrew Wilcox (Elon), 2006-08

### HIGHEST PERCENTAGE OF EXTRA POINTS MADE

#### Season (minimum 40 made)

100.0 (58), Tim Openlander (MAR), 1995  
 100.0 (58), Jason Vitaris (APP), 2009  
 100.0 (56), Mike Adams (CIT), 2007  
 100.0 (55), Grayson Atkins (FUR), 2017  
 100.0 (52), Zach Williams (SAM), 2021  
 100.0 (51), Luke Carter (WOF), 2019  
 100.0 (51), Tyler Keltner (ETSU), 2021  
 100.0 (50), Andrew Wilcox (Elon), 2007  
 100.0 (50), Mitchell Fineran (SAM), 2018  
 100.0 (48), Luke Carter (WOF), 2018  
 100.0 (47), Jesse Hartley (GSU), 2007  
 100.0 (47), Henrique Ribeiro (UTC), 2015  
 100.0 (45), Adrian Mora (GSU), 2010  
 100.0 (43), Alex Hanks (GSU), 2012  
 100.0 (43), Jacob Godek (CIT), 2019  
 100.0 (42), Eric Goins (CIT), 2015  
 100.0 (42), Richard McCollum (WCU), 2021  
 100.0 (41), Anthony Pistelli (SAM), 2015  
 100.0 (41), Luke Carter (WOF), 2017  
 100.0 (41), Jacob Godek (CIT), 2018  
 100.0 (40), Reed Haley (GSU), 1993  
 100.0 (40), Cole Fisher (MER), 2018

### MOST POINTS SCORED BY KICKING

#### Game

21, Drew Stewart (APP) vs. Western Carolina, Nov. 12, 2011  
 20, Josh Jones (WCU) vs. Samford, Nov. 5, 1999  
 20, Ray Early (FUR) vs. Western Carolina, Nov. 16, 2013  
 19, Dean Biasucci (WCU) vs. Mars Hill, Sept. 18, 1982  
 19, Anthony Pistelli (SAM) vs. Clark Atlanta, Nov. 7, 2015

18, Andrew Wilcox (Elon) vs. Georgia Southern, Oct. 13, 2007  
17, Glen Connally (FUR) vs. ETSU, Nov. 10, 1990  
17, Sean Holland (GSU) vs. Furman, Nov. 8, 2003  
17, Eric Goins (CIT) vs. VMI, Nov. 7, 2015  
17, Anthony Pistelli (SAM) at Mercer, Nov. 21, 2015  
17, Jerry Rice (VMI) vs. Chattanooga, Oct. 9, 2021

**Season**

127, Julian Rauch (APP), 2007  
115, Jason Vitaris (APP), 2009  
108, Henrique Ribeiro (UTC), 2014  
105, Tyler Keltner (ETSU), 2021  
102, Adrian Mora (GSU), 2010  
101, Cameron Yaw (SAM), 2011  
101, Anthony Pistelli (SAM), 2015  
99, Andrew Wilcox (Elon), 2008  
99, Julian Rauch (APP), 2006  
98, Jesse Hartley (GSU), 2007  
98, Adrian Mora (GSU), 2011  
98, Henrique Ribeiro (UTC), 2015

**Career**

373, Julian Rauch (APP), 2004-07  
328, Adrian Mora (GSU), 2008-11  
314, Scott Beckler (FUR), 2004-07  
312, Danny Marshall (FUR), 2000-03  
307, Andrew Wilcox (Elon), 2005-08  
307, Henrique Ribeiro (UTC), 2013-18  
302, Kirk Roach (WCU), 1984-87  
302, Cameron Yaw (SAM), 2009-12  
300, Dewey Klein (MAR), 1988-91  
299, Tyler Keltner (ETSU), 2019-22

## ~~~ SCORING ~~~

**MOST POINTS SCORED****Game**

36, Cos DeMatteo (UTC) vs. Miss. Valley State, Sept. 16, 2000  
36, Jerome Felton (FUR) vs. Western Carolina, Sept. 23, 2006  
36, Jayson Foster (GSU) vs. Coastal Carolina, Sept. 15, 2007  
36, Alex Ramsey (VMI) vs. Samford (OT), Oct. 12, 2019  
30, Robert Surratt (MAR) vs. Appalachian State, Oct. 13, 1984  
30, John Settle (APP) vs. Davidson, Oct. 4, 1986  
30, Brad Hoover (WCU) vs. VMI, Oct. 31, 1998  
30, Adrian Peterson (GSU) vs. The Citadel, Oct. 24, 1998  
30, Adrian Peterson (GSU) vs. Youngstown State, Dec. 20, 1999\*  
30, Adrian Peterson (GSU) vs. VMI, Sept. 30, 2000  
30, J.R. McNair (WOF) vs. Chattanooga, Oct. 4, 2003  
30, Ben Dupree (CIT) at Old Dominion, Sept. 21, 2013  
30, Devin Wynn (FUR) vs. VMI, Nov. 9, 2019  
30, Fred Davis (MER) vs. Samford, Oct. 2, 2021

\* indicates NCAA playoff game

**Season**

186, Kevin Richardson (APP), 2006  
174, Adrian Peterson (GSU), 1999  
162, Chaz Williams (GSU), 2002  
156, Adrian Peterson (GSU), 1998  
152, Chaz Williams (GSU), 2004  
144, Jayson Foster (GSU), 2007  
140, Jerome Felton (FUR), 2006  
138, Dane Romero (WOF), 2008  
134, Alex Ramsey (VMI), 2019  
132, Eric Breitenstein (WOF), 2010

**Career**

524, Adrian Peterson (GSU), 1998-01  
444, Kevin Richardson (APP), 2004-07  
414, Jerome Felton (FUR), 2004-07  
392, Armanti Edwards (APP), 2006-09  
390, Eric Breitenstein (WOF), 2009-12  
374, Chaz Williams (GSU), 2001-04  
373, Julian Rauch (APP), 2004-07  
372, Jayson Foster (GSU), 2004-07  
334, Thomas Haskins (VMI), 1993-96  
318, Louis Ivory (FUR), 1998-01

**MOST TOUCHDOWNS SCORED****Game**

6, Adrian Peterson (GSU) vs. Youngstown State, Dec. 20, 1999\*  
6, Cos DeMatteo (UTC) vs. Miss. Valley State, Sept. 16, 2000  
6, Jerome Felton (FUR) vs. Western Carolina, Sept. 23, 2006  
6, Jayson Foster (GSU) vs. Coastal Carolina, Sept. 15, 2007  
6, Alex Ramsey (VMI) vs. Samford (OT), Oct. 12, 2019  
5, Robert Surratt (MAR) vs. Appalachian State, Oct. 13, 1984  
5, John Settle (APP) vs. Davidson, Oct. 4, 1986  
5, Adrian Peterson (GSU) vs. The Citadel, Oct. 24, 1998

5, Brad Hoover (WCU) vs. VMI, Oct. 31, 1998  
5, Adrian Peterson (GSU) vs. VMI, Sept. 30, 2000  
5, J.R. McNair (WOF) vs. Chattanooga, Oct. 4, 2003  
5, Ben Dupree (CIT) at Old Dominion, Sept. 21, 2013  
5, Devin Wynn (FUR) vs. VMI, Nov. 9, 2019  
5, Fred Davis (MER) vs. Samford, Oct. 2, 2021

\* indicates NCAA playoff game

**Season**

31, Kevin Richardson (APP), 2006  
29, Adrian Peterson (GSU), 1998  
27, Chaz Williams (GSU), 2002  
26, Adrian Peterson (GSU), 1999  
25, Chaz Williams (GSU), 2004  
24, Jayson Foster (GSU), 2007  
23, Jerome Felton (FUR), 2006  
23, Dane Romero (WOF), 2008  
22, Eric Breitenstein (WOF), 2010  
22, Alex Ramsey (VMI), 2019

**Career**

87, Adrian Peterson (GSU), 1998-01  
74, Kevin Richardson (APP), 2004-07  
65, Armanti Edwards (APP), 2006-09  
65, Eric Breitenstein (WOF), 2009-12  
62, Chaz Williams (GSU), 2001-04  
62, Jayson Foster (GSU), 2004-07  
53, Louis Ivory (FUR), 1998-2001  
52, Terrell Hudgins (Elon), 2006-09  
51, Chris Parker (MAR), 1992-95  
51, Quay Holmes (ETSU), 2018-21

**MOST TOUCHDOWNS SCORED BY A FRESHMAN****Season**

29, Adrian Peterson (GSU), 1998 (NCAA record)

**MOST 2-POINT ATTEMPTS****Game**

3, John Deleo (FUR) vs. Guilford, Nov. 7, 1970  
2, Dick Longfellow (WVU) vs. Pittsburgh, Oct. 18, 1958  
2, Don Kern (VMI) vs. The Citadel, Nov. 14, 1959  
2, John Hince (VMI) vs. Davidson, Sept. 16, 1967  
2, Tony Scales (VMI) vs. William & Mary, Oct. 13, 1990  
2, Thomas Haskins (VMI) vs. Liberty, Sept. 9, 1995  
2, Austin Herink (ETSU) vs. Western Carolina, Oct. 27, 2018  
2, Liam Welch (SAM) vs. ETSU, Sept. 25, 2021

**MOST 2-POINT PASSES****Game**

3, Dick Longfellow (WVU) vs. Boston Univ., Oct. 11, 1958  
3, Howard Dyer (VMI) vs. Virginia, Oct. 15, 1960

**MOST DEFENSIVE 2-POINT CONVERSIONS****Game**

2, VMI vs. Davidson, Sept. 7, 2002

## ~~~ PUNTING ~~~

**MOST PUNTS****Game**

13, Jim Bailey (VMI) vs. West Virginia, Oct. 4, 1969  
13, Mike Bartik (FUR) vs. East Carolina, Oct. 28, 1972  
13, Mark Royals (APP) vs. The Citadel, Sept. 21, 1985  
13, Jeff Lloyd (UTC) vs. Oklahoma, Aug. 30, 2008  
13, Blake Cain (WCU) vs. Appalachian State, Nov. 22, 2008  
12, Jim Jordan (FUR) vs. The Citadel, Nov. 19, 1966  
12, Greg Davis (CIT) vs. Clemson, Oct. 4, 1986  
12, Nate McKinney (APP) vs. Hawaii, Aug. 30, 2003

**Season**

101, Jim Bailey (VMI), 1969  
93, Jim Bailey (VMI), 1970  
86, Chuck Marks (VMI), 1968  
86, Anthony Turowski (Elon), 2003  
86, Mike Bartik (FUR), 1972  
85, Mark Royals (APP), 1984  
84, Jimmy Jordan (FUR), 1968  
84, Billy Wightman (ECU), 1968  
82, Jim Bailey (VMI), 1971  
82, Kenny Pauley (WCU), 1990

**Career**

297, Billy Smith (UTC), 1985-88  
276, Jim Bailey (VMI), 1969-71  
272, Brent Barth (VMI), 1999-02  
265, Aaron Bass (ETSU), 2000-03  
263, Greg Davis (CIT), 1983-86

262, Blake Cain (WCU), 2008-11  
258, Harold Alexander (APP), 1989-92  
237, Nate McKinney (APP), 2000-03  
235, Ken Caldwell (CIT), 1975-78  
234, Greg Peranich (SAM), 2010-14

**MOST PUNTING YARDS****Game**

616, Greg Davis (CIT) vs. Clemson, Oct. 4, 1986  
528, Nate McKinney (APP) vs. Hawaii, Aug. 30, 2003  
512, Mark Royals (APP) vs. The Citadel, Sept. 21, 1985  
502, Jeff Lloyd (UTC) vs. Oklahoma, Aug. 30, 2008  
497, Blake Cain (WCU) vs. Appalachian State, Nov. 22, 2008  
494, Bentlee Critcher (APP) vs. Samford, Oct. 12, 2013  
492, Billy Smith (UTC) vs. ETSU, Sept. 21, 1985  
489, Eric Smith (GSU) vs. Miami (Fla.), Sept. 3, 1994  
488, Billy Smith (UTC) vs. Marshall, Oct. 22, 1988  
480, Billy Smith (UTC) vs. Georgia Tech, Sept. 10, 1988

**Season**

3,529, Mark Royals (APP), 1984  
3,504, Jim Bailey (VMI), 1969  
3,441, Jim Bailey (VMI), 1970  
3,368, Jimmy Jordan (FUR), 1968  
3,306, Aaron Bass (ETSU), 2002  
3,297, Nate McKinney (APP), 2003  
3,287, Anthony Turowski (Elon), 2003  
3,273, Billy Smith (UTC), 1988  
3,264, Billy Smith (UTC), 1985  
3,250, Chuck Marks (VMI), 1968

**Career**

11,906, Billy Smith (UTC), 1985-88  
11,438, Brent Barth (VMI), 1999-02  
11,055, Harold Alexander (APP), 1989-92  
11,076, Greg Davis (CIT), 1983-86  
11,002, Aaron Bass (ETSU), 2000-03  
10,145, Blake Cain (WCU), 2008-11  
10,143, Jim Bailey (VMI), 1969-71  
9,896, Nate McKinney (APP), 2000-03  
9,871, Aaron Bass (ETSU), 1999-02  
9,737, Greg Peranich (SAM), 2010-14

**HIGHEST PUNTING AVERAGE****Game (minimum 5 punts)**

55.7 (6-334), Harold Alexander (APP) vs. The Citadel, Oct. 3, 1992 (NCAA record)  
55.5 (8-444), Harold Alexander (APP) vs. Marshall, Aug. 31, 1991  
54.9 (9-494), Bentlee Critcher (APP) vs. Samford, Oct. 12, 2013  
54.6 (5-273), Nathan McKinney (APP) vs. Furman, Oct. 12, 2002  
54.3 (8-434), Pumpu Tudors (UTC) vs. Appalachian State, Sept. 20, 1980  
54.2 (5-271), Bob Hooper (SAM) vs. Chattanooga, Oct. 10, 2009  
53.0 (6-318), Bobby Goodwin (ETSU) vs. Eastern Kentucky, Sept. 3, 1983  
53.0 (5-265), Nick Pollard (UTC) vs. Wofford, Nov. 8, 2014  
52.6 (5-263), Austin Barnard (SAM) at VMI, Oct. 7, 2017  
51.8 (5-259), John Howell (UTC) vs. Vanderbilt, Nov. 20, 1982  
51.8 (5-259), Matt Campbell (CIT) vs. Samford, March 27, 2021

**Season (minimum 30 punts)**

47.4, Brent Barth (VMI), 1999-02  
46.7, Harold Alexander (APP), 1991  
46.2, David Marvin (WOF), 2016  
45.9, Sam Martin (APP), 2012  
45.9, Bentlee Critcher (APP), 2013  
45.8, Chris Hanson (MAR), 1996  
45.5, Pumpu Tudors (MAR), 1991  
45.2, Austin Barnard (SAM), 2017  
44.9, Ian Berryman (WCU), 2016  
44.6, Pat Velarde (MAR), 1983  
44.6, Greg Davis (CIT), 1986  
44.6, Pumpu Tudors (UTC), 1990  
44.6, Nate McKinney (APP), 2003

**Career (minimum 100 punts)**

44.4, Pumpu Tudors (UTC), 1989-91  
43.8, Ian Berryman (WCU), 2015-18  
43.5, Matt Campbell (CIT), 2018-21  
43.4, Joe Parker (APP), 1973-76  
43.4, Pat Velarde (MAR), 1982-83  
43.2, Austin Barnard (SAM), 2014-17  
43.0, Harold Alexander (APP), 1989-92  
43.0, Ray Early (FUR), 2010-13  
42.8, Ken Hinsley (WCU), 1995-98  
**42.6, Jack Culbreath (VMI), 2022-pr.**

## MOST PUNTS OVER 50 YARDS

**Game**  
7, Harold Alexander (APP) vs. Marshall, Aug. 31, 1991

## MOST PUNTS INSIDE OPPONENT'S 20

**Game**  
8, Harold Alexander (APP) vs. Wake Forest, Sept. 9, 1989

## ~~~ PUNT RETURNS ~~~

### MOST PUNT RETURNS

**Game**  
10, Tim Dameron (ECU) vs. Furman, Oct. 28, 1972  
9, Devon Ford (APP) vs. Davidson, Sept. 21, 1974  
9, Gary Parris (UTC) vs. Middle Tenn. State, Oct. 20, 1979  
9, Ricardo Clark (MAR) vs. Chattanooga, Oct. 22, 1988  
9, Dexter Dawson (GSU) vs. VMI, Oct. 23, 1993  
8, Ed Mioduszewski (W&M) vs. North Carolina, Oct. 28, 1950  
8, Jeff Isaac (CIT) vs. Furman, Nov. 19, 1966  
8, Jeff Dean (WCU) vs. Marshall, Sept. 15, 1979  
8, Keyandre Fenn (ETSU) vs. VMI, Sept. 16, 2000  
8, Teray Frost (VMI) vs. Charleston Southern, Oct. 21, 2000  
8, Jermaine Anderson (CIT) vs. VMI, Nov. 10, 2001  
8, Andre Roberts (CIT) vs. Chas. Southern, Sept. 1, 2007

### Season

44, Ant Williams (GSU), 2002  
41, Ricardo Clark (MAR), 1990  
40, Chas Fox (FUR), 1983  
36, Devin Ford (APP), 1974  
36, DaVon Fowlkes (APP), 2002  
35, Jerry Haynes (UR), 1970  
35, David McCrary (UTC), 1983  
34, Dexter Jackson (APP), 2007  
33, Tim Martin (MAR), 1995  
33, Lamont Williams (WOF), 1997  
33, Anthony Stringfield (ETSU), 1997  
33, Ken Byrd (APP), 1997  
33, DaVon Fowlkes (APP), 2001

### Career

118, David McCrary (UTC), 1982-85  
118, Ant Williams (GSU), 1999-02  
116, DaVon Fowlkes (APP), 2001-04  
115, Tim Martin (MAR), 1993-96  
107, Chas Fox (FUR), 1982-85  
105, Devon Ford (APP), 1973-76  
105, Ricardo Clark (MAR), 1988-91  
93, Zach Smerdzinski (FUR), 1997-00  
93, Dexter Jackson (APP), 2004-07  
91, Anthony Stringfield (ETSU), 1994-97

### MOST PUNT RETURNS YARDS

**Game**  
177, Carlos Frank (CIT) vs. Newberry, Sept. 6, 1997  
172, Devon Ford (APP) vs. East Carolina, Oct. 19, 1974  
169, Ronnie Moore (VMI) vs. Davidson, Sept. 28, 1974  
156, Jeff Varnadoe, (CIT) vs. Bucknell, Sept. 18, 1971  
155, Teray Frost (VMI) vs. Chas. Southern, Oct. 21, 2000  
154, Dexter Jackson (APP) vs. Gardner-Webb, Sept. 23, 2006  
143, Ant Williams (GSU) vs. Chattanooga, Sept. 22, 2001  
142, David McCrary (UTC) vs. Marshall, Oct. 22, 1983  
133, Ed Elliott (UR) vs. Randolph-Macon, Sept. 18, 1953  
131, Jermaine Anderson (CIT) vs. VMI, Nov. 10, 2001

### Season

570, Devon Ford (APP), 1974  
478, DaVon Fowlkes (APP), 2002  
474, Ant Williams (GSU), 2002  
461, Andre Roberts (CIT), 2008  
393, Tim Martin (MAR), 1995  
385, David McCrary (UTC), 1983  
369, Dexter Jackson (APP), 2006  
366, Ricardo Clark (MAR), 1990  
366, Dexter Dawson (GSU), 1993  
354, Troy Brown (MAR), 1991

### Career

1,276, DaVon Fowlkes (APP), 2001-04  
1,253, David McCrary (UTC), 1982-85  
1,199, Devon Ford (APP), 1973-76  
1,160, Andre Roberts (CIT), 2006-09  
1,126, Ant Williams (GSU), 1999-02  
1,066, Tim Martin (MAR), 1993-96  
1,034, Zach Smerdzinski (FUR), 1997-00  
975, Kerry Hayes (WCU), 1991-94  
864, Dexter Dawson (GSU), 1992-95  
848, Stefpon Hawkins (UTC), 1996-99

## HIGHEST PUNT RETURN AVERAGE

**Game (minimum 3 returns)**  
43.0 (4-172), Devon Ford (APP) vs. East Carolina, Oct. 19, 1974  
36.3 (3-109), Kerry Hayes (WCU) vs. ETSU, Nov. 14, 1992  
31.5 (4-126), Devron Harper (MER) at VMI, Oct. 29, 2022  
30.7 (3-92), Adam Mims (FUR) vs. Colgate, Sept. 13, 2008  
29.7 (3-89), Jimmy Watkins (APP) vs. Liberty, Sept. 1, 2001  
29.0 (4-116), Karlos Sullivan (Elon) vs. W.Va. Wesleyan, Sept. 8, 2007  
29.0 (4-116), Andre Roberts (CIT) vs. Webber Int'l., Aug. 30, 2008  
28.3 (3-85), Andre Roberts (CIT) vs. Webber Int'l., Sept. 8, 2007  
27.3 (3-82), Joel Bradford (UTC) vs. The Citadel, Nov. 14, 2009  
27.0 (4-108), Ant Williams (GSU) vs. VMI, Oct. 5, 2002  
27.0 (3-81), Lewis Barr (GSU) vs. Chattanooga, Sept. 27, 2003  
27.0 (4-108), DeAndre Schoultz (CIT) vs. ETSU, Oct. 29, 2016

### Season

24.9, Kerry Hayes (WCU), 1994  
21.9, Montrell Washington (SAM), 2019  
19.2, Andre Roberts (CIT), 2008  
19.1, Stefpon Hawkins (UTC), 1996  
17.4, Montrell Washington (SAM), 2021  
15.9, Dexter Dawson (GSU), 1995  
15.8, Jimmy Jordan (FUR), 1968  
15.8, Devon Ford (APP), 1974  
15.5, Andre Roberts (CIT), 2009  
14.9, Corey Joyner (GSU), 1998  
14.9, Bear Rinehart (FUR), 2002

### Career (minimum 25 returns)

18.9, George Hannen (DAV), 1967-69  
18.2, Chandler Curtis (MER), 2014-17  
16.9, David Ames (UR), 1955-57, 1959  
16.4, Montrell Washington (SAM), 2017-21  
16.0, Raja Andrews (GSU), 2005-08  
14.0, Andre Roberts (CIT), 2006-09  
13.9, Kerry Hayes (WCU), 1991-94  
13.5, Stefpon Hawkins (UTC), 1996-99  
12.8, Bear Rinehart (FUR), 1999-02  
12.0, Alijah Huzzie (ETSU), 2019-22

### MOST PUNT RETURNS FOR TOUCHDOWN

**Game**  
2, Carlos Frank (CIT) vs. Newberry, Sept. 6, 1997  
2, Dexter Jackson (APP) vs. Gardner-Webb, Sept. 23, 2006

### Season

3, Carlos Frank (CIT), 1997  
3, Andre Roberts (CIT), 2008  
3, Chandler Curtis (MER), 2014  
2, Andre Worrell (FUR), 1992  
2, Dexter Jackson (APP), 2006  
2, Tommy Hudson (UTC), 2014  
2, Dante Smith (CIT), 2018  
2, Montrell Washington (SAM), 2021

### Career

4, Tim Martin (MAR), 1993-96  
4, Carlos Frank (CIT), 1996-99  
4, Montrell Washington (SAM), 2017-21  
3, Andre Roberts (CIT), 2006-09  
3, A.J. Harris (Elon), 2008-11  
3, Chandler Curtis (MER), 2014-17  
2, David McCrary (UTC), 1982-85  
2, Ricardo Clark (MAR), 1988-91  
2, Anthony Smith (APP), 1989-92  
2, Andre Worrell (FUR), 1991-93  
2, Kerry Hayes (WCU), 1991-94  
2, Ant Williams (GSU), 1999-02  
2, Dexter Jackson (APP), 2004-07  
2, Karlos Sullivan (Elon), 2006-09  
2, Tommy Hudson (UTC), 2010-14  
2, Dante Smith (CIT), 2018-19

## ~~~ KICKOFF RETURNS ~~~

### MOST KICKOFF RETURNS

**Game**  
11, Mike Rucker (WOF), vs. Appalachian State, Oct. 31, 2008  
10, Mason Dermott (VMI) vs. Chattanooga, Sept. 23, 2017  
9, Mike Malone (WCU) vs. Appalachian State, Nov. 10, 2007  
9, R.J. Webb (FUR) vs. Auburn, Nov. 7, 2009  
8, Rusty Scales (ECU) vs. Bowling Green, Sept. 25, 1971  
8, Scott Dykes (ETSU) vs. Marshall, Nov. 23, 1991  
8, Tobe Taylor (UTC) vs. Marshall, Oct. 1, 1994  
8, Carlos Frank (CIT) vs. Miami (Fla.), Sept. 7, 1996  
8, Carlos Frank (CIT) vs. Vanderbilt, Oct. 9, 1999  
8, Lance Camp (Elon) vs. Wofford, Oct. 25, 2008

8, Asheton Jordan (CIT) vs. Florida, Nov. 22, 2008  
8, Nate Harris (WCU) at Wofford, Oct. 16, 2010  
8, Brian Sutherland (UTC) at Auburn, Nov. 6, 2010  
8, Brian Sutherland (UTC) at Wofford, Nov. 20, 2010  
8, George Richardson (WCU) at Georgia Tech, Sept. 1, 2011  
8, Kevin Hardy (CIT) vs. Appalachian State, Oct. 15, 2011

### Season

58, Mike Malone (WCU), 2007  
48, Otis Washington (WCU), 1988  
47, Mason Dermott (VMI), 2017  
46, Michael Gilmore (UTC), 2004  
45, Brian Sutherland (UTC), 2010  
44, Laron Scott (UTC), 2010  
43, CoCo Hilliary (APP), 2007  
42, Mike Rucker (WOF), 2008  
42, Mason Dermott (VMI), 2016  
41, Jawan Clark (WCU), 2000

### Career

120, Mike Rucker (WOF), 2007-10  
108, Carlos Frank (CIT), 1996-99  
105, Mason Dermott (VMI), 2015-18  
97, CoCo Hilliary (APP), 2007-10  
95, Detrez Newsome (WCU), 2014-17  
89, Dale Middleton (ETSU), 1986-89  
89, Brian Bratton (FUR), 2001-04  
88, Korey Bridy (VMI), 2018-22  
85, Devon Ford (APP), 1973-76  
85, Fabian Truss (SAM), 2010-13

### MOST KICKOFF RETURNS YARDS

**Game**  
240, Detrez Newsome (WCU) at S. Carolina, Nov. 19, 2016  
229, Mike Malone (WCU) vs. Furman, Nov. 17, 2007  
225, Michael Mayers (Elon) vs. Appalachian St., Sept. 29, 2007  
222, Kerry Hayes (WCU) vs. VMI, Oct. 10, 1992  
213, Calvin Jones (WCU) vs. ETSU, Nov. 13, 2021  
212, Michael Gilmore (UTC) vs. Appalachian State, Oct. 30, 2004  
212, Mike Rucker (WOF) vs. Appalachian State, Oct. 31, 2008  
207, Titus Green (VMI) vs. Furman, Sept. 22, 2001  
200, Asheton Jordan (CIT) vs. Florida, Nov. 22, 2008  
198, Otis Washington (WCU) vs. Marshall, Nov. 12, 1988

### Season

1,383, Mike Malone (WCU), 2007  
1,161, Laron Scott (GSU), 2010  
1,113, Otis Washington (WCU), 1988  
1,040, Laron Scott (GSU), 2011  
1,037, George Richardson (WCU), 2011  
1,030, CoCo Hilliary (APP), 2007  
1,009, Michael Gilmore (UTC), 2004  
975, Mason Dermott (VMI), 2016  
970, Detrez Newsome (WCU), 2016  
931, Mike Rucker (WOF), 2008

### Career

2,725, Mike Rucker (WOF), 2007-10  
2,535, Carlos Frank (CIT), 1996-99  
2,493, Fabian Truss (SAM), 2010-13  
2,301, CoCo Hilliary (APP), 2007-11  
2,279, Detrez Newsome (WCU), 2014-17  
2,257, Laron Scott (GSU), 2008-11  
2,218, Mason Dermott (VMI), 2015-18  
2,058, Kerry Hayes (WCU), 1991-94  
2,053, Brian Bratton (FUR), 2001-04  
1,880, Korey Bridy (VMI), 2018-22

### HIGHEST KICKOFF RETURN AVERAGE

**Game (minimum 4 returns)**  
56.2 (4-225), Michael Mayers (Elon) vs. Appalachian State, Sept. 29, 2007  
55.5 (4-222), Kerry Hayes (WCU) vs. VMI, Oct. 10, 1992  
45.8 (4-183), George Richardson (WCU) vs. Furman, Oct. 1, 2011  
42.6 (5-213), Calvin Jones (WCU) vs. ETSU, Nov. 13, 2021  
40.8 (4-163), Wayne Anderson Jr. (FUR) vs. Western Carolina, Oct. 15, 2022  
40.2 (4-161), Korey Bridy (VMI) vs. Western Carolina, Nov. 2, 2019  
39.2 (4-157), Jacob Saylor (ETSU) at Samford, Sept. 25, 2021  
38.5 (4-154), Kyle Parsons (WOF) vs. Mercer, Oct. 1, 2022  
37.8 (4-151), Samir Baker (GSU) vs. Elon, Sept. 20, 2008  
37.6 (5-188), Mike Rucker (WOF) vs. Chas. So., Sept. 6, 2008

### Season (minimum 1.0 per game)

39.0, Troy Brown (MAR), 1991  
37.7, Tony Ball (UTC), 1977

37.2, Brian Bratton (FUR), 2001  
 36.8, Des Kitchings (FUR), 1999  
 36.5, Kerry Hayes (WCU), 1993  
 35.9, Jerodis Williams (FUR), 2012  
 34.6, Randy Moss (MAR), 1996  
 33.1, Richard Holland (VMI), 2000  
 32.1, Josh Cole (FUR), 1995  
 31.1, Calvin Jones (WCU), 2021

**Career (minimum 25 returns)**

29.7, Troy Brown (MAR), 1991-92  
 29.3, Des Kitchings (FUR), 1996-99  
 29.3, Fabian Truss (SAM), 2010-13  
 28.3, Calvin Jones (WCU), 2021  
 28.2, Kerry Hayes (WCU), 1991-94  
 27.9, Laron Scott (GSU), 2009-11  
 27.8, Jonathan Parker (UTC), 1984-88  
 27.3, Richard Holland (VMI), 1997-00  
 27.3, George Richardson (WCU), 2010-11  
 26.9, Josh Cole (FUR), 1993-96

**MOST KICKOFF RETURNS FOR TOUCHDOWNS  
Game**

2, Kerry Hayes (WCU) vs. VMI, Oct. 10, 1992

**Season**

3, Troy Brown (MAR), 1991  
 3, Kerry Hayes (WCU), 1993  
 3, Des Kitchings (FUR), 1999  
 3, Brian Bratton (FUR), 2001  
 2, Ronnie Horton (ETSU), 1980  
 2, Albert Burt (ETSU), 1988  
 2, Jerry Ellison (UTC), 1992  
 2, Kerry Hayes (WCU), 1992  
 2, Jimmy Watkins (APP), 2000  
 2, Laron Scott (GSU), 2011  
 2, Jerodis Williams (FUR), 2012

**Career**

5, Kerry Hayes (WCU), 1991-94 (NCAA record)  
 4, Des Kitchings (FUR), 1996-99  
 4, Fabian Truss (SAM), 2010-13  
 3, Jerry Ellison (UTC), 1991-93  
 3, Troy Brown (MAR), 1991-92  
 3, Brian Bratton (FUR), 2001-04  
 2, Albert Burt (ETSU), 1988-90  
 2, Jimmy Watkins (APP), 2000-01  
 2, Mike Rucker (WOF), 2007-10  
 2, Laron Scott (GSU), 2008-11  
 2, Jerodis Williams (FUR), 2009-12  
 2, Chandler Curtiss (MER), 2014-17  
 2, Detrez Newsome (WCU), 2014-17  
 2, Deondre Johnson (MER), 2018-21

**~~~ ALL-PURPOSE ~~~****MOST PLAYS****Game**

54, Ron Darby (MAR) vs. Western Carolina, Nov. 12, 1988  
 (NCAA record)  
 46, John Settle (APP) vs. Marshall, Nov. 8, 1986

**Season**

373, John Settle (APP), 1986  
 356, Brad Hoover (WCU), 1998  
 340, Carlester Crumpler (ECU), 1972  
 319, Damon Scott (APP), 1996  
 317, John Settle (APP), 1986  
 317, Thomas Haskins (VMI), 1996  
 316, Alex Ramsey (VMI), 2019  
 313, George Searcy (ETSU), 1989  
 309, Floyd Allen (VMI), 1979  
 301, Tory Cooper (CIT), 2007

**Career**

1,026, John Settle (APP), 1983-86  
 1,016, Adrian Peterson (GSU), 1998-01  
 1,013, Thomas Haskins (VMI), 1993-96  
 958, John Settle (APP), 1983-86  
 944, Quay Holmes (ETSU), 2018-21  
 913, Floyd Allen (VMI), 1978-81  
 857, Louis Ivory (FUR), 1998-01  
 834, Ron Darby (MAR), 1986-89  
 825, Chris Parker (MAR), 1991-95  
 824, Detrez Newsome (WCU), 2014-17

**MOST YARDS GAINED****Game**

387, Michael Mayers (Elon) vs. Appalachian State,  
 Sept. 29, 2007  
 370, Jerodis Williams (FUR) vs. W. Carolina, Sept. 29, 2012  
 369, Jacob Saylor (ETSU) at Wofford, Oct. 29, 2022  
 365, Detrez Newsome (WCU) at S. Carolina, Nov. 19, 2016  
 364, Ty James (MER) at Samford, Nov. 19, 2022  
 343, DaVon Fowlkes (APP) vs. Northwestern State,  
 Sept. 25, 2004  
 347, Detrez Newsome (WCU) vs. UTC, Oct. 28, 2016  
 342, DaVon Fowlkes (APP) vs. Elon, Nov. 6, 2004  
 337, Jacob Saylor (ETSU) at Western Carolina, Nov. 13, 2021  
 336, Tory Cooper (CIT) vs. Furman, Oct. 13, 2007

**Season**

2,343, Detrez Newsome (WCU), 2016  
 2,313, DaVon Fowlkes (APP), 2004  
 2,205, Fabian Truss (SAM), 2013  
 2,143, Mike Malone (WCU), 2007  
 2,134, Thomas Haskins (VMI), 1995  
 2,102, John Settle (APP), 1986  
 2,093, Louis Ivory (FUR), 2000  
 2,092, Thomas Haskins (VMI), 1996  
 2,086, Otis Washington (WCU), 1988  
 2,080, Jayson Foster (GSU), 2007

**Career**

7,355, Thomas Haskins (VMI), 1993-96  
 6,969, Detrez Newsome (WCU), 2014-17  
 6,784, Adrian Peterson (GSU), 1998-01  
 6,640, Fabian Truss (SAM), 2010-13  
 6,363, Quay Holmes (ETSU), 2018-21  
 6,058, Jacob Saylor (ETSU), 2018-22  
 5,843, Eric Breitenstein (WOF), 2009-12  
 5,716, Kerry Hayes (WCU), 1991-94  
 5,565, John Settle (APP), 1983-86  
 5,497, Chris Parker (MAR), 1991-95

**HIGHEST AVERAGE GAIN PER PLAY****Game (minimum 5 plays)**

47.5 (6-285), Kerry Hayes (WCU) vs. ETSU, Nov. 14, 1992  
 44.2 (5-221), David Durden (MER) at WCU, Aug. 31, 2019  
 38.6 (5-193), Shaun Fogle (WOF) vs. ETSU, Nov. 4, 2000  
 31.6 (5-158), Ty King (SAM) vs. VMI, March 20, 2021  
 30.3 (6-182), Darius Harvey (SAM) vs. West Alabama, Sept.  
 7, 2017  
 28.1 (8-225), Logan McCarter (FUR) vs. ETSU, Sept. 30, 2017  
 28.4 (7-199), Montrell Washington (SAM) vs. Youngstown  
 State, Aug. 24, 2019  
 27.7 (6-166), Korey Bridy (VMI) vs. WCU, Nov. 2, 2019  
 26.3 (8-210), D'mauriae VanCleave (WOF) vs. WCU, Oct. 19,  
 2019  
 26.0 (14-364), Ty James (MER) at Samford (2OT), Nov. 19,  
 2022

**Season (minimum 100 plays)**

19.7, Otis Washington (WCU), 1988 (NCAA record)  
 16.3 (120-1,959), Michael Mayers (Elon), 2007  
 15.5 (125-1,938), Montrell Washington (SAM), 2021  
 15.2 (152-2,313), DaVon Fowlkes (APP), 2004  
 14.3 (131-1,878), Devron Harper (MER), 2022  
 14.0, Mark Stock (VMI), 1988  
 13.3 (114-1,631), Richmond Flowers (UTC), 2000  
 13.1 (125-1,641), Kelvin McKnight (SAM), 2018  
 12.9 (209-1,405), Michael Mayers (Elon), 2006  
 12.6 (100-1,257), Kelvin McKnight (SAM), 2017

**Career (minimum 150 plays)**

17.2 (205-3,526), Chandler Curtis (MER), 2014-17  
**15.1 (182-2,750), Devron Harper (MER), 2021-pr.**  
 14.9 (225-3,350), Thomas Gordon (FUR), 2016-19  
 14.8 (153-2,259), Bryce Nunnally (UTC), 2017-21  
 14.1 (154-2,166), Ryan Miller (FUR), 2018-22  
 14.0 (335-4,697), Michael Mayers (Elon), 2004-07  
 13.4 (188-2,528), Terrell Hudgins (Elon), 2006-09  
 13.4 (375-5,017), DaVon Fowlkes (APP), 2001-04

**MOST YARDS PER GAME****Season**

213.0, Detrez Newsome (WCU), 2016  
 210.3, DaVon Fowlkes (APP), 2004  
 194.8, Mike Malone (WCU), 2007  
 194.0, Thomas Haskins (VMI), 1995  
 190.3, Louis Ivory (FUR), 2000  
 190.2, Thomas Haskins (VMI), 1996  
 189.6, Otis Washington (WCU), 1988  
 189.1, Jayson Foster (GSU), 2007  
 183.8, Fabian Truss (SAM), 2013

182.8, Mark Stock (VMI), 1988

**Career**

167.2, Thomas Haskins (VMI), 1993-96  
 162.1, Detrez Newsome (WCU), 2014-17  
 161.5, Adrian Peterson (GSU), 1998-01  
 158.1, Fabian Truss (SAM), 2010-13  
 148.3, Troy Brown (MAR), 1991-92  
 148.0, Quay Holmes (ETSU), 2018-21  
 147.1, Stump Mitchell (CIT), 1977-80  
 139.4, Kerry Hayes (WCU), 1991-94  
 137.3, Josh Cole (FUR), 1993-96  
 132.8, Kenny Strayhorn (WCU), 1973-74

**~~~ DEFENSE ~~~****MOST TOTAL TACKLES****Game**

30, Everrett Spellman (WCU) vs. Appalachian State, Nov.  
 21, 1987

30, Josh Cain (UTC) vs. The Citadel, Nov. 3, 2001  
 28, Milan Sterling (FUR) vs. Wofford, Sept. 18, 1993  
 27, Dino Hackett (APP) vs. ETSU, Nov. 23, 1985  
 26, Roger Johnson (MAR) vs. The Citadel, Nov. 9, 1991  
 26, Lester Smith (CIT) vs. Army, Oct. 12, 1991  
 25, Julius Thomas (APP) vs. Lenoir-Rhyne, Oct. 6, 1973  
 25, Chad Nkang (Elon) vs. Chattanooga, Oct. 15, 2005  
 25, Corey Weaver (Elon) vs. Appalachian State, Sept. 30, 2006  
 24, Dino Hackett (APP) vs. Furman, Oct. 26, 1985  
 24, Junior Jackson (UTC) vs. The Citadel, Oct. 21, 1989  
 24, Dexter Coakley (APP) vs. VMI, Nov. 20, 1993

**Season**

224, Brian Ruff (CIT), 1974  
 213, Brian Ruff (CIT), 1976  
 200, Dino Hackett (APP) 1985  
 195, Milan Sterling (FUR), 1993  
 183, Glen Richardson (UTC), 1985  
 183, Scott Thompson (CIT), 1986  
 182, Brian Ruff (CIT), 1975  
 181, Scott Belcher (CIT), 1995  
 176, Jay Their (FUR), 1997  
 175, Jeff Blankenship (FUR), 1988

**Career**

755, Brian Ruff (CIT), 1973-76  
 616, Dexter Coakley (APP), 1993-96  
 533, Tony Starks (CIT), 1974-77  
 523, Frank Moses (FUR), 1974-77  
 522, Glen Richardson (UTC), 1982-85  
 511, Josh Cain (UTC), 1999-02  
 495, Cedric Felton (APP), 1982-86  
 489, Kota Suttle (FUR), 1989-92  
 483, Jeff Blankenship (FUR), 1985-88  
 483, Kevin Kendrick (FUR), 1987-90



App State's Corey Lynch closed his career as the SoCon's all-time leader in interceptions with 24.

## MOST PASSES INTERCEPTED

### Game

- 4, Jack Bruce (W&M) vs. Richmond, Oct. 30, 1948
- 4, Jake Wade (DAV) vs. North Carolina State, Oct. 8, 1949
- 4, Charlie Benson (DAV) vs. VMI, Oct. 12, 1957
- 4, Torez Jones (WCU) at Gardner-Webb, Sept. 18, 2010

### Season

- 10, John Mapp (VMI), 1952
- 10, Vince Perone, Jr. (FUR), 1972
- 10, Jim Bolding (ECU), 1975
- 10, Mark LeGree (APP), 2008
- 9, Jeff Varnadoe (CIT), 1970
- 8, Dick Kern (W&M), 1963
- 8, Phillip Aldridge (UTC), 1985
- 8, Reggie Giles (MAR), 1986
- 8, Mark Snyder (MAR), 1987
- 8, J.D. Cauthen (CIT), 1987
- 8, Reggie Solomon (UTC), 1987

### Career

- 24, Corey Lynch (APP), 2003-07
- 22, Jim Bolding (ECU), 1973-76
- 22, Rick Harris (ETSU), 1986-89
- 22, Mark LeGree (APP), 2007-10
- 18, Matt Stevens (APP), 1992-95
- 17, J.D. Cauthen (CIT), 1985-88
- 16, John Mapp (VMI), 1951-53
- 16, Vince Perone, Jr. (FUR), 1972-74
- 16, Tiger Greene (WCU), 1981-84
- 15, Jerome Norris (FUR), 1984-86
- 15, Mike Mayo (VMI), 1985-87
- 15, Donnie Abraham (ETSU), 1992-95
- 15, Richie Jackson (FUR), 1998-01

## MOST INTERCEPTION RETURN YARDS

### Game

- 154, Jeff Varnadoe (CIT) vs. William & Mary, Oct. 10, 1970
- 112, Cortez Allen (CIT) vs. Samford, Oct. 31, 2009
- 109, Don Divers (VT) vs. VMI, Nov. 25, 1954
- 102, Earthwind Moreland (GSU) vs. Jacksonville State, Sept. 12, 1998
- 100, Andy Tucker (VMI) vs. Richmond, Sept. 29, 1961
- 100, Timmy Thrift (WOF) vs. Chattanooga, Oct. 4, 2003
- 99, Julius Grant (WCU) vs. Marshall, Oct. 31, 1992
- 99, John Keith (FUR) vs. Chattanooga, Nov. 20, 1999
- 98, Ryan Hadden (GSU) vs. Chattanooga, Sept. 25, 1999
- 98, Gary Wilkins (FUR) vs. Appalachian State, Oct. 19, 2013
- 98, Tyree Robinson (ETSU) at Samford, Sept. 25, 2021

### Season

- 251, Jeff Varnadoe (CIT), 1970
- 197, Reggie Pinkney (ECU), 1976
- 189, Donnie Abraham (ETSU), 1995
- 165, A.J. Bryant (GSU), 2004
- 160, Kerr Kump (VMI), 1967
- 160, Reggie Giles (MAR), 1986
- 156, Justin Wozaeh (APP), 2005
- 153, Gerald Hall (ECU), 1976
- 147, Tony Carmignani (FUR), 1961
- 142, Phillip Aldridge (UTC), 1985
- 142, Destin Mack (CIT), 2021

### Career

- 453, Rick Harris (ETSU), 1986-89
- 303, Jeff Varnadoe (CIT), 1970-71
- 298, Donnie Abraham (ETSU), 1992-95
- 295, Lucas Webb (UTC), 2014-17
- 261, Kerr Kump (VMI), 1966-68
- 260, A.J. Bryant (GSU), 2002-05
- 248, Matt Stevens (APP), 1992-95
- 240, Ryan Steed (FUR), 2008-11
- 232, Omari Williams (SAM), 2014-17
- 224, Tyree Robinson (ETSU), 2017-21

## MOST INTERCEPTIONS RETURNED FOR A TOUCHDOWN

### Game

- 2, Joel Carter (APP) vs. Wake Forest, Sept. 3, 1983
- 2, David McCrary (UTC) vs. SW Louisiana, Sept. 17, 1983
- 2, Tony Tiller (ETSU) vs. Liberty, Oct. 18, 2003
- 2, Travis Hill (WCU) vs. West Virginia State, Sept. 2, 2004

### Season

- 2, Glenn Bates (MAR), 1982
- 2, Joel Carter (APP), 1983
- 2, David McCrary (UTC), 1983
- 2, Rico Mack (APP), 1990
- 2, Venton Bell (FUR), 1991
- 2, Kareem Robinson (UTC), 1995

- 2, Melvin Cunningham (MAR), 1996
- 2, Lavar Rainey (GSU), 2000
- 2, Tony Tiller (ETSU), 2003
- 2, Travis Hill (WCU), 2004
- 2, Anthony Harris (Elon), 2004
- 2, Mitchell Dukes (WCU), 2006
- 2, Ryan Steed (FUR), 2010
- 2, Tevin Floyd (CIT), 2015
- 2, Lucas Webb (UTC), 2015
- 2, Cally Chizik (FUR), 2022

### Career

- 4, Lucas Webb (UTC), 2014-17
- 3, Glenn Bates (MAR), 1982-83
- 3, Donnie Abraham (ETSU), 1992-95
- 3, Chris Edwards (WOF), 1998-01
- 3, Karlos Sullivan (Elon), 2006-09
- 3, Ryan Steed (FUR), 2008-11
- 3, Omari Williams (SAM), 2014-17

## MOST QUARTERBACK SACKS

### Game

- 7, James Russell (ETSU) vs. Glensville St., Sept. 14, 1996
- 7, Bryan Dailer (FUR) vs. Chattanooga, Nov. 22, 1997
- 6, Bryan Dailer (FUR) vs. Chattanooga, Nov. 23, 1996
- 5, Rayford Cannon (APP) vs. Davidson, Oct. 4, 1986
- 5, Kelly Fletcher (FUR) vs. Newberry, Sept. 24, 1988
- 5, Kelly Fletcher (FUR) vs. Western Caro., Oct. 28, 1989
- 5, Devonsha Maxwell (UTC) vs. ETSU, Oct. 16, 2021
- 4, Louis Cooper (WCU) vs. ETSU, Nov. 10, 1984
- 4, Derek Summerour (WCU) vs. Marshall, Oct. 14, 1995
- 4, Tyler Unzicker (UTC) vs. ETSU, Nov. 10, 2001
- 4, Katon Bethay (WOF) vs. VMI, Oct. 15, 2005
- 4, Mitch McGrath (FUR) at Chattanooga, Oct. 29, 2011
- 4, Solomon Clark (WCU) vs. VMI, Sept. 29, 2018
- 4, Jalen Porter (ETSU) vs. Delaware St., Sept. 18, 2021

### Season

- 17.5, Bryan Dailer (FUR), 1997
- 16.0, Kelly Fletcher (FUR), 1989
- 16.0, Anthony Jones (WOF), 2002
- 15.0, Edward Thomas (GSU), 1996
- 15.0, Adrian Hope (FUR), 2018
- 14.5, Kelly Fletcher (FUR), 1988
- 13.5, Keionta Davis (UTC), 2015
- 13.0, Marques Murrell (APP), 2005
- 13.0, Jason Hunter (APP), 2005
- 13.0, Marques Murrell (APP), 2006

### Career

- 37.5, Devonsha Maxwell (UTC), 2018-22
- 37.0, Davis Tull (UTC), 2011-14
- 36.5, Josh Jeffries (APP), 1999-02
- 36.0, Marques Murrell (APP), 2003-06
- 32.5, James Russell (ETSU), 1993-96
- 31.5, Kelly Fletcher (FUR), 1986-89
- 31.5, Bryan Dailer (FUR), 1994-97
- 31.0, Keionta Davis (UTC), 2013-16
- 30.5, Anthony Jones (WOF), 1999-02
- 30.0, Louis Cooper (WCU), 1981-85
- 30.0, Edward Thomas (GSU), 1993-96

## MOST TACKLES FOR LOSS

### Game

- 7, James Russell (ETSU) vs. Glensville State, Sept. 14, 1996
- 7, Bryan Dailer (FUR) vs. Chattanooga, Nov. 22, 1997
- 6, Avery Hall (APP) vs. Furman, Oct. 24, 1992
- 6, William Peebles (APP) vs. ETSU, Oct. 1, 1994
- 6, Bryan Dailer (FUR) vs. Chattanooga, Nov. 23, 1996
- 6, Lamar Beam (ETSU) vs. Elon, Oct. 19, 2002
- 6, Porter Johnson (CIT) vs. Western Carolina, Oct. 1, 2005

### Season

- 35, Avery Hall (APP), 1992
- 29, Darren Wilson (APP), 1981
- 29, Kelly Fletcher (FUR), 1989
- 28, Anthony Jones (WOF), 2002
- 26.5, Marques Murrell (APP), 2005
- 26, Michale Spicer (WCU), 2002
- 25.5, Matt Palmer (ETSU), 2003
- 25, Sean Swoope (APP), 1992
- 25, Bryan Dailer (FUR), 1997
- 24.5, Jason Hunter (APP), 2005

### Career


- 66.0, Anthony Jones (WOF), 1999-02
- 63.0, James Russell (ETSU), 1993-96
- 61.5, Avery Hall (APP), 1989-92
- 59.5, Davis Tull (UTC), 2010-14

- 59.0, Marques Murrell (APP), 2003-06
- 56.0, Bryan Dailer (FUR), 1994-97
- 56.0, K.T. Stovall (APP), 2000-03
- 55.5, Devonsha Maxwell (UTC), 2018-pr.
- 55.0, Josh Jeffries (APP), 1999-02
- 54.0, Ameet Pall (WOF), 2008-11
- 54.0, Brent Russell (GSU), 2009-12

## MOST PUNTS BLOCKED

### Game

- 3, Gerald Sensabaugh (ETSU) vs. Georgia Southern, Nov. 1, 2003
- 2, Dino Hackett (APP) vs. ETSU, Nov. 23, 1985
- 2, Chuck Hill (APP) vs. Liberty, Oct. 10, 1987
- 2, Chuck Hill (APP) vs. Western Carolina, Nov. 21, 1987
- 2, Shaun Bennett (WOF) vs. Elon, Oct. 11, 2003
- 2, Tim Camp (GSU) vs. Morehead State, Nov. 12, 2005
- 2, John Synovec (CIT) vs. Webber Int'l., Sept. 8, 2007
- 2, Cam Jackson (CIT) vs. Western Carolina, Nov. 4, 2017
- 2, Sean-Thomas Faulkner (CIT) at Elon, Sept. 7, 2019



*Furman defensive end Bryan Dailer recorded a league-record 17.5 sacks in 1997, including seven against Chattanooga on Nov. 22.*

### Abbreviations:

- |                         |                        |
|-------------------------|------------------------|
| APP – Appalachian State | MER – Mercer           |
| CIT – The Citadel       | UR – Richmond          |
| DAV – Davidson          | UTC – Chattanooga      |
| ECU – East Carolina     | VMI – VMI              |
| ELON – Elon             | VT – Virginia Tech     |
| ETSU – ETSU             | WCU – Western Carolina |
| FUR – Furman            | W&M – William & Mary   |
| GSU – Georgia Southern  | WOF – Wofford          |
| MAR – Marshall          | WVU – West Virginia    |

## --- SINGLE GAME ---

### RUSHING ATTEMPTS

|    |                                  |                |
|----|----------------------------------|----------------|
| 95 | The Citadel at Samford (40T)     | Sept. 28, 2019 |
| 90 | VMI at ETSU                      | Nov. 17, 1990  |
| 89 | Chattanooga vs. Western Carolina | 1977           |
| 84 | The Citadel at Western Carolina  | Oct. 1, 2016   |
| 83 | VMI at Appalachian State         | Sept. 14, 1991 |
| 83 | The Citadel at Chattanooga       | Sept. 21, 1991 |
| 82 | Wofford vs. The Citadel          | Nov. 2, 2002   |
| 82 | The Citadel vs. Western Carolina | Oct. 31, 1987  |
| 81 | Wofford at Appalachian State     | Oct. 26, 2002  |
| 80 | Wofford vs. Chattanooga          | 1999           |
| 80 | Georgia Southern vs. Furman      | Nov. 5, 2005   |
| 80 | The Citadel at North Greenville  | Oct. 6, 2016   |

### RUSHING YARDS

|     |                                       |                |
|-----|---------------------------------------|----------------|
| 665 | Georgia Southern vs. Glenville State  | Nov. 12, 1994  |
| 638 | Georgia Southern vs. Youngstown State | Dec. 18, 1999* |
| 634 | Georgia Southern vs. Western Carolina | Sept. 24, 2011 |
| 614 | Georgia Southern at Western Carolina  | Oct. 6, 2012   |
| 602 | Georgia Southern at Old Dominion      | Dec. 8, 2012*  |
| 591 | Georgia Southern vs. Gardner-Webb     | Sept. 7, 2002  |
| 591 | Georgia Southern vs. Western Carolina | Oct. 9, 1999   |
| 590 | Wofford vs. Western Carolina          | Sept. 15, 2012 |
| 576 | Georgia Southern vs. Savannah State   | Aug. 31, 2013  |
| 572 | Appalachian State vs. Lenoir-Rhyne    | 1975           |

### TOUCHDOWNS RUSHING

|    |                                         |                |
|----|-----------------------------------------|----------------|
| 11 | Georgia Southern vs. Johnson C. Smith   | Sept. 11, 2004 |
| 10 | VMI vs. UCF                             | Sept. 25, 1982 |
| 10 | Georgia Southern vs. Savannah State     | Aug. 31, 2013  |
| 9  | Georgia Southern vs. Glenville State    | Nov. 12, 1994  |
| 9  | Georgia Southern vs. Fayetteville State | Sept. 4, 1999  |
| 8  | Appalachian State vs. Western Carolina  | Nov. 10, 2007  |
| 8  | Georgia Southern at South Dakota State  | Oct. 29, 2005  |
| 8  | Furman vs. VMI                          | Sept. 25, 1999 |
| 8  | Western Carolina vs. Newberry           | Oct. 30, 1993  |
| 8  | Chattanooga vs. VMI                     | Nov. 16, 1985  |
| 8  | The Citadel vs. Lees-McRae              | Oct. 2, 1993   |
| 8  | The Citadel vs. Davidson                | Sept. 5, 2015  |

### FEWEST RUSHING YARDS

|     |                                      |                |
|-----|--------------------------------------|----------------|
| -52 | George Washington vs. Furman         | 1959           |
| -47 | The Citadel vs. Richmond             | Oct. 10, 1964  |
| -40 | Furman vs. Wofford                   | 1968           |
| -28 | ETSU vs. Appalachian State           | 1994           |
| -28 | VMI vs. ETSU                         | Sept. 14, 2018 |
| -25 | Samford at Central Arkansas          | Sept. 16, 2016 |
| -19 | Elon vs. Georgia Southern            | Oct. 13, 2007  |
| -18 | VMI at ETSU                          | Sept. 16, 2000 |
| -16 | VMI at Chattanooga                   | Oct. 27, 2018  |
| -12 | Western Carolina at Georgia Southern | Sept. 19, 2009 |

### PASS ATTEMPTS

|    |                                   |                |
|----|-----------------------------------|----------------|
| 73 | VMI at Western Carolina           | Sept. 22, 2018 |
| 73 | Samford vs. ETSU (OT)             | Sept. 25, 2021 |
| 72 | Marshall vs. Western Carolina     | 1987           |
| 70 | Samford at Furman                 | Nov. 9, 2013   |
| 70 | Samford at Mississippi State      | Oct. 29, 2016  |
| 70 | VMI vs. Mercer                    | Sept. 29, 2018 |
| 69 | Samford at The Citadel            | Nov. 10, 2018  |
| 67 | Chattanooga vs. Furman            | 1999           |
| 67 | Marshall vs. Western Carolina     | 1992           |
| 67 | Furman vs. Wofford                | 1969           |
| 67 | Western Carolina at South Florida | Aug. 30, 2014  |
| 67 | Samford at Western Carolina       | Sept. 23, 2017 |

### FEWEST PASS ATTEMPTS

|   |                                       |                |
|---|---------------------------------------|----------------|
| 0 | Georgia Southern vs. Wofford          | Oct. 13, 2012  |
| 1 | Furman vs. Davidson                   | 1957           |
| 1 | The Citadel at Western Carolina       | Nov. 3, 2018   |
| 2 | VMI at The Citadel                    | Nov. 12, 1955  |
| 2 | Chattanooga vs. Western Carolina      | 1977           |
| 2 | VMI at The Citadel                    | Nov. 13, 1999  |
| 2 | Wofford vs. ETSU                      | 2002           |
| 2 | Georgia Southern vs. Johnson C. Smith | Sept. 11, 2004 |
| 2 | Georgia Southern vs. Chattanooga      | Sept. 28, 2013 |
| 2 | The Citadel at Mercer                 | Nov. 1, 2014   |
| 2 | The Citadel at Alabama                | Nov. 17, 2018  |

### COMPLETIONS

|    |                                   |                |
|----|-----------------------------------|----------------|
| 56 | Samford vs. ETSU (OT)             | Sept. 25, 2021 |
| 49 | VMI vs. The Citadel               | Oct. 20, 2018  |
| 46 | Western Carolina at South Florida | Aug. 30, 2014  |
| 45 | Samford at ETSU                   | Oct. 22, 2022  |
| 44 | Samford at Furman                 | Nov. 9, 2013   |
| 44 | Samford at Chattanooga            | Sept. 22, 2018 |
| 44 | Samford vs. Western Carolina      | Oct. 6, 2018   |
| 44 | Samford vs. Mercer (2OT)          | Nov. 19, 2022  |
| 43 | VMI at Western Carolina           | Sept. 22, 2018 |
| 43 | Samford at The Citadel            | Nov. 10, 2018  |

### FEWEST COMPLETIONS

|   |                                        |                |
|---|----------------------------------------|----------------|
| 0 | Georgia Southern vs. Appalachian State | Oct. 13, 2001  |
| 0 | VMI at The Citadel                     | Nov. 13, 1999  |
| 0 | Georgia Southern vs. Furman            | Nov. 6, 1993   |
| 0 | The Citadel at Georgia Southern        | Sept. 11, 1993 |
| 0 | The Citadel vs. ETSU                   | Sept. 19, 1992 |
| 0 | The Citadel vs. Western Carolina       | Oct. 24, 1992  |
| 0 | VMI at Marshall                        | Oct. 28, 1989  |
| 0 | Chattanooga vs. Marshall               | 1982           |
| 0 | Furman vs. Wofford                     | 1962           |
| 0 | Wofford at Ohio                        | 2010           |
| 0 | The Citadel at Appalachian State       | Oct. 16, 2010  |
| 0 | Georgia Southern vs. Jacksonville      | 2012           |
| 0 | Georgia Southern vs. Wofford           | Oct. 13, 2012  |
| 0 | Georgia Southern at Florida            | Nov. 23, 2013  |
| 0 | Georgia Southern vs. Chattanooga       | Sept. 28, 2013 |
| 0 | Wofford at Youngstown State            | Dec. 10, 2016* |
| 0 | The Citadel at Western Carolina        | Nov. 3, 2018   |
| 0 | The Citadel at Alabama                 | Nov. 17, 2018  |
| 0 | The Citadel vs. Furman                 | April 10, 2021 |

### FEWEST PASSING YARDS

|     |                                        |                |
|-----|----------------------------------------|----------------|
| -16 | Richmond vs. VMI                       | Oct. 5, 1957   |
| 0   | Georgia Southern vs. Appalachian State | 2001           |
| 0   | VMI at The Citadel                     | Nov. 13, 1999  |
| 0   | VMI at Marshall                        | Oct. 28, 1989  |
| 0   | Chattanooga vs. Marshall               | 1982           |
| 0   | Georgia Southern vs. Furman            | Nov. 6, 1993   |
| 0   | The Citadel at Georgia Southern        | Sept. 11, 1993 |
| 0   | The Citadel vs. ETSU                   | Sept. 19, 1992 |
| 0   | The Citadel vs. Western Carolina       | Oct. 24, 1992  |
| 0   | Furman vs. Wofford                     | 1962           |
| 0   | Wofford at Ohio                        | 2010           |
| 0   | The Citadel at Appalachian State       | Oct. 16, 2010  |
| 0   | Georgia Southern vs. Jacksonville      | Sept. 1, 2012  |
| 0   | Georgia Southern vs. Wofford           | Oct. 13, 2012  |
| 0   | Georgia Southern vs. Florida           | Nov. 23, 2013  |
| 0   | Georgia Southern vs. Chattanooga       | Sept. 28, 2013 |
| 0   | Wofford at Youngstown State            | Dec. 10, 2016* |
| 0   | The Citadel at Western Carolina        | Nov. 3, 2018   |
| 0   | The Citadel at Alabama                 | Nov. 17, 2018  |
| 0   | The Citadel vs. Furman                 | April 10, 2021 |

### PASSING YARDS

|     |                                   |                |
|-----|-----------------------------------|----------------|
| 642 | Marshall vs. VMI                  | Nov. 16, 1991  |
| 582 | Samford vs. ETSU (OT)             | Sept. 25, 2021 |
| 570 | Samford vs. VMI                   | March 20, 2021 |
| 562 | Samford vs. Western Carolina      | Oct. 6, 2018   |
| 540 | Chattanooga vs. Appalachian State | 2004           |
| 534 | Elon vs. Furman                   | 2007           |
| 532 | Chattanooga vs. Furman            | 1999           |
| 529 | Samford at Western Carolina       | Sept. 23, 2017 |
| 521 | Samford vs. S.E. Louisiana        | 2013           |
| 514 | Mercer at Samford (2OT)           | Nov. 19, 2022  |

### TOUCHDOWN PASSES

|   |                                          |                |
|---|------------------------------------------|----------------|
| 7 | Chattanooga vs. Kentucky State           | 2001           |
| 7 | Samford vs. VMI                          | Oct. 13, 2018  |
| 6 | Chattanooga vs. Mississippi Valley State | 2000           |
| 6 | Chattanooga vs. Gardner-Webb             | 1993           |
| 6 | The Citadel vs. Furman                   | Nov. 17, 1979  |
| 6 | Davidson vs. William & Mary              | 1973           |
| 6 | The Citadel vs. Presbyterian             | Sept. 26, 2009 |
| 6 | VMI vs. Gardner-Webb                     | Oct. 18, 2014  |
| 6 | Samford vs. Mars Hill                    | Sept. 1, 2016  |
| 6 | Samford vs. VMI                          | Oct. 15, 2016  |
| 6 | Samford vs. Shorter                      | Aug. 30, 2018  |
| 6 | Samford vs. Western Carolina             | Oct. 6, 2018   |
| 6 | Samford at Tennessee Tech (2OT)          | Aug. 31, 2019  |
| 6 | Western Carolina at Charleston So.       | Sept. 3, 2022  |
| 6 | Western Carolina vs. Presbyterian        | Sept. 17, 2022 |



*Georgia Southern rushed for 634 yards against Western Carolina on Sept. 24, 2011. Jerick McKinnon (above) ran for 114 yards and two touchdowns and was one of three Eagles to run for at least 100 yards.*

### INTERCEPTIONS THROWN

|   |                                  |                |
|---|----------------------------------|----------------|
| 7 | Appalachian State vs. Marshall   | 1990           |
| 7 | ETSU vs. Chattanooga             | 1988           |
| 7 | Chattanooga vs. Georgia Southern | Sept. 28, 1985 |
| 6 | Marshall vs. Chattanooga         | 1995           |
| 6 | Furman vs. Wofford               | 1969           |
| 6 | Davidson at The Citadel          | Sept. 22, 1962 |
| 6 | VMI at Buffalo                   | Nov. 11, 1961  |

### TOTAL OFFENSE PLAYS

|     |                                   |                |
|-----|-----------------------------------|----------------|
| 111 | Samford vs. ETSU (OT)             | Sept. 25, 2021 |
| 110 | Samford at Mercer (3OT)           | Nov. 2, 2019   |
| 109 | VMI at Western Carolina           | Sept. 22, 2018 |
| 108 | Marshall vs. Western Carolina     | 1987           |
| 104 | Appalachian State vs. Wake Forest | 1981           |
| 104 | Marshall vs. Western Carolina     | 1992           |
| 104 | Samford at Mississippi State      | Oct. 29, 2016  |
| 102 | Furman vs. Hofstra                | 2005           |
| 102 | Chattanooga at Furman             | 2010           |
| 102 | Samford at Furman                 | Nov. 9, 2013   |
| 102 | The Citadel at Samford (4OT)      | Sept. 28, 2019 |
| 102 | VMI at Samford (OT)               | March 20, 2021 |

### TOTAL OFFENSE YARDS

|     |                                        |                |
|-----|----------------------------------------|----------------|
| 795 | Chattanooga vs. Appalachian State      | 1978           |
| 789 | Marshall vs. VMI                       | Nov. 16, 1991  |
| 778 | Western Carolina vs. Davidson          | Sept. 9, 2017  |
| 778 | Mercer vs. Point                       | Sept. 2, 2021  |
| 773 | Samford vs. VMI                        | Oct. 13, 2018  |
| 766 | Western Carolina vs. Presbyterian      | Sept. 17, 2022 |
| 752 | Samford vs. Florida A&M                | Sept. 12, 2015 |
| 743 | Appalachian State vs. Western Carolina | Nov. 10, 2007  |
| 736 | Samford vs. Western Carolina           | Oct. 6, 2018   |
| 732 | Georgia Southern vs. Western Carolina  | Oct. 9, 1999   |

### POINTS SCORED

|    |                                          |                |
|----|------------------------------------------|----------------|
| 84 | Georgia Southern vs. Johnson C. Smith    | Sept. 11, 2004 |
| 82 | Wofford vs. Lincoln                      | Sept. 8, 2012  |
| 79 | Appalachian State vs. Western Carolina   | Nov. 10, 2007  |
| 77 | Western Carolina vs. West Virginia State | Sept. 2, 2004  |
| 77 | Davidson vs. Furman                      | 1969           |
| 77 | Georgia Southern vs. Savannah State      | Aug. 31, 2013  |
| 77 | Samford vs. Mars Hill                    | Sept. 1, 2016  |
| 77 | Western Carolina vs. Presbyterian        | Sept. 17, 2022 |
| 76 | The Citadel vs. Webber International     | Sept. 8, 2007  |
| 76 | Georgia Southern vs. Fayetteville State  | Sept. 4, 1999  |

# TEAM RECORDS

## POINTS SCORED, QUARTER

|    |                                              |                |
|----|----------------------------------------------|----------------|
| 49 | Davidson vs. Furman (2Q)                     | 1969           |
| 41 | ETSU vs. Chattanooga (2Q)                    | 2003           |
| 37 | Ga. Southern vs. Johnson C. Smith (1Q)       | Sept. 11, 2004 |
| 35 | Furman vs. Elon (2Q)                         | 2002           |
| 35 | Wofford vs. Lincoln (1Q)                     | Sept. 8, 2012  |
| 35 | Samford vs. Western Carolina (1Q)            | Oct. 6, 2018   |
| 32 | Furman vs. Davidson (2Q)                     | 1982           |
| 31 | Furman vs. Presbyterian (2Q)                 | 1991           |
| 31 | Western Carolina vs. North Carolina A&T (2Q) | 1988           |
| 31 | Chattanooga vs. Western Carolina (2Q)        | Sept. 28, 2019 |

## TOUCHDOWNS SCORED

|    |                                          |                |
|----|------------------------------------------|----------------|
| 12 | Georgia Southern vs. Johnson C. Smith    | Sept. 11, 2004 |
| 11 | Appalachian State vs. Western Carolina   | Nov. 10, 2007  |
| 11 | Chattanooga vs. Kentucky State           | 2001           |
| 11 | Georgia Southern vs. Fayetteville State  | Sept. 4, 1999  |
| 11 | Davidson vs. Furman                      | 1969           |
| 11 | Wofford vs. Lincoln                      | Sept. 8, 2012  |
| 11 | Georgia Southern vs. Savannah State      | Aug. 31, 2013  |
| 11 | Samford vs. Mars Hill                    | Sept. 1, 2016  |
| 11 | Western Carolina vs. Presbyterian        | Sept. 17, 2022 |
| 10 | Appalachian State vs. Wofford            | Oct. 31, 2008  |
| 10 | The Citadel at VMI                       | Nov. 17, 2007  |
| 10 | The Citadel vs. Webber International     | Sept. 8, 2007  |
| 10 | ETSU vs. Chattanooga                     | 2003           |
| 10 | Georgia Southern vs. Chattanooga         | Sept. 22, 2001 |
| 10 | Chattanooga vs. Mississippi Valley State | 2000           |
| 10 | Marshall vs. Morehead State              | 1994           |
| 10 | Marshall vs. Morehead State              | 1991           |
| 10 | VMI vs. UCF                              | Sept. 25, 1982 |
| 10 | Georgia Southern vs. Howard              | Nov. 10, 2012  |
| 10 | The Citadel vs. Davidson                 | Sept. 5, 2015  |
| 10 | Samford vs. VMI                          | Oct. 13, 2018  |
| 10 | Mercer vs. Point                         | Sept. 2, 2021  |

## LARGEST MARGIN OF VICTORY

|    |                                            |                |
|----|--------------------------------------------|----------------|
| 82 | Wofford 82, Lincoln 0                      | Sept. 8, 2012  |
| 81 | Georgia Southern 84, Johnson C. Smith 3    | Sept. 11, 2004 |
| 76 | The Citadel 76, Webber International 0     | Sept. 8, 2007  |
| 76 | Georgia Southern 76, Fayetteville State 0  | Sept. 4, 1999  |
| 70 | Western Carolina 77, West Virginia State 7 | 2004           |
| 70 | Samford 77, Mars Hill 7                    | 2014           |
| 69 | VMI 69, UCF 0                              | Sept. 25, 1982 |
| 69 | Mercer 69, Point 0                         | Sept. 2, 2021  |
| 68 | Georgia Southern 77, Savannah State 9      | Aug. 31, 2013  |
| 66 | The Citadel 66, Virginia-Lynchburg 0       | Nov. 12, 2022  |



Eric Breitenstein ran for a pair of touchdowns in Wofford's 82-0 win over Lincoln on Sept. 8, 2012. The 82-point margin of victory was a SoCon record.

## FIRST DOWNS

|    |                                    |                |
|----|------------------------------------|----------------|
| 40 | Mercer vs. Point                   | Sept. 2, 2021  |
| 38 | Samford vs. ETSU (OT)              | Sept. 25, 2021 |
| 37 | Samford vs. Western Carolina       | Oct. 6, 2018   |
| 36 | Marshall vs. Western Carolina      | 1987           |
| 36 | The Citadel vs. Wofford            | Nov. 9, 1985   |
| 36 | East Carolina vs. Virginia         | 1975           |
| 36 | Appalachian State vs. Jacksonville | 2010           |
| 36 | The Citadel vs. Charlotte          | Oct. 11, 2014  |
| 36 | Samford vs. Florida A&M            | Sept. 12, 2015 |
| 36 | Samford vs. Mars Hill              | Sept. 1, 2016  |

## FEWEST FIRST DOWNS GAINED

|   |                                      |                |
|---|--------------------------------------|----------------|
| 0 | Western Carolina vs. NC State        | 1990           |
| 2 | Chattanooga vs. Oklahoma             | 2008           |
| 2 | VMI at Furman                        | Sept. 25, 1999 |
| 2 | VMI at Villanova                     | Sept. 22, 1962 |
| 2 | Furman vs. Memphis                   | 1961           |
| 3 | Samford at Georgia                   | Sept. 10, 2022 |
| 4 | Western Carolina vs. Florida         | 2006           |
| 4 | The Citadel at Mississippi           | Oct. 8, 2005   |
| 4 | VMI vs. Georgia Southern             | Oct. 23, 1993  |
| 4 | Western Carolina at Georgia Southern | Sept. 19, 2009 |
| 4 | Western Carolina vs. Chattanooga     | Nov. 1, 2014   |
| 4 | Western Carolina at Wofford          | Oct. 19, 2019  |

## TURNOVERS

|    |                                   |                |
|----|-----------------------------------|----------------|
| 11 | Furman vs. Chattanooga            | 1979           |
| 10 | Appalachian State vs. The Citadel | Sept. 24, 1994 |
| 9  | The Citadel vs. Georgia Southern  | Oct. 23, 2010  |
| 8  | Western Carolina at The Citadel   | Sept. 21, 1996 |
| 8  | ETSU vs. Appalachian State        | 1984           |
| 8  | VMI vs. ETSU                      | 1981           |
| 8  | Western Carolina vs. ETSU         | 1975           |

## PUNTS

|    |                                        |                |
|----|----------------------------------------|----------------|
| 13 | Chattanooga vs. Oklahoma               | Aug. 30, 2008  |
| 13 | Western Carolina vs. Appalachian State | Nov. 22, 2008  |
| 13 | Appalachian State at The Citadel       | Sept. 21, 1985 |
| 13 | Furman vs. East Carolina               | 1972           |
| 13 | East Carolina vs. Furman               | 1972           |
| 13 | VMI at West Virginia                   | Oct. 4, 1969   |
| 13 | Furman vs. South Carolina              | 1949           |
| 12 | Chattanooga vs. Arkansas               | 2007           |
| 12 | Appalachian State vs. Hawaii           | 2003           |
| 12 | Furman vs. Appalachian State           | 1991           |
| 12 | Western Carolina vs. NC State          | 1990           |
| 12 | Davidson vs. Appalachian State         | 1986           |
| 12 | Chattanooga vs. Appalachian State      | 1984           |
| 12 | Western Carolina at Wofford            | Oct. 19, 2019  |

## PUNT YARDS

|     |                                        |                |
|-----|----------------------------------------|----------------|
| 616 | The Citadel at Clemson                 | Oct. 4, 1986   |
| 528 | Appalachian State vs. Hawaii           | 2003           |
| 512 | Appalachian State vs. The Citadel      | Sept. 21, 1985 |
| 502 | Chattanooga vs. Oklahoma               | Aug. 30, 2008  |
| 497 | Western Carolina vs. Appalachian State | Nov. 22, 2008  |
| 494 | Appalachian State vs. Samford          | Oct. 12, 2013  |
| 492 | Chattanooga vs. ETSU                   | 1985           |
| 479 | Furman vs. Appalachian State           | 1991           |
| 475 | Samford at TCU                         | 2014           |
| 472 | VMI at West Virginia                   | Oct. 4, 1969   |

## SACKS BY

|    |                                   |                |
|----|-----------------------------------|----------------|
| 11 | Georgia Southern vs. Wofford      | Sept. 19, 1998 |
| 11 | Appalachian State vs. Furman      | 1995           |
| 11 | Appalachian State vs. ETSU        | 1994           |
| 10 | Furman vs. Chattanooga            | 1997           |
| 10 | The Citadel vs. Gardner-Webb      | Sept. 27, 2014 |
| 9  | Furman vs. Lehigh                 | 2001*          |
| 9  | Western Carolina vs. Lenoir-Rhyne | 2000           |
| 9  | Elon vs. Chattanooga              | 2006           |
| 9  | Samford at ETSU                   | Feb. 27, 2021  |

## PASSES INTERCEPTED BY

|   |                                         |               |
|---|-----------------------------------------|---------------|
| 7 | Marshall vs. Appalachian State          | 1990          |
| 6 | Chattanooga vs. Gardner-Webb            | 1993          |
| 6 | ETSU vs. Newberry                       | 1991          |
| 6 | ETSU vs. Valdosta State                 | 1990          |
| 6 | VMI vs. Virginia Tech (in Roanoke, Va.) | Nov. 26, 1959 |

## PENALTIES

|    |                                        |               |
|----|----------------------------------------|---------------|
| 19 | Georgia Southern vs. Johnson C. Smith  | Sept. 9, 2000 |
| 18 | Western Carolina vs. Lenoir-Rhyne      | 2000          |
| 17 | Appalachian State vs. Coastal Carolina | 2005          |
| 16 | Chattanooga vs. Furman                 | 2004          |
| 16 | Appalachian State vs. Western Carolina | 2003          |

|    |                                   |               |
|----|-----------------------------------|---------------|
| 16 | Georgia Southern vs. Elon         | Nov. 15, 2003 |
| 15 | Wofford vs. NC State              | 2007          |
| 15 | Western Carolina vs. Furman       | 2005          |
| 15 | Appalachian State vs. Liberty     | 2001          |
| 15 | Chattanooga vs. ETSU              | 2000          |
| 15 | Appalachian State vs. Chattanooga | 1997          |
| 15 | ETSU vs. Appalachian State        | 1984          |
| 15 | Appalachian State vs. ETSU        | 1984          |
| 15 | Western Carolina vs. VMI          | Nov. 15, 2014 |

## PENALTY YARDS

|     |                                        |                |
|-----|----------------------------------------|----------------|
| 197 | William & Mary vs. Furman              | 1962           |
| 179 | Georgia Southern vs. Elon              | Nov. 15, 2003  |
| 179 | Georgia Southern vs. Johnson C. Smith  | Sept. 9, 2000  |
| 168 | Appalachian State vs. Western Carolina | 2003           |
| 165 | Chattanooga vs. ETSU                   | 2000           |
| 155 | Western Carolina vs. VMI               | Nov. 15, 2014  |
| 151 | VMI vs. Georgia (in Roanoke, Va.)      | Sept. 24, 1966 |
| 150 | Wofford vs. VMI                        | March 27, 2021 |
| 145 | ETSU vs. Georgia Southern              | Nov. 3, 1984   |
| 142 | Chattanooga vs. Furman                 | 2004           |
| 142 | ETSU at VMI                            | Sept. 14, 2018 |

## KICKOFF RETURN YARDS

|     |                                    |                |
|-----|------------------------------------|----------------|
| 275 | Western Carolina at South Carolina | 2016           |
| 269 | Western Carolina vs. Furman        | 2007           |
| 259 | Chattanooga vs. Vanderbilt         | 2003           |
| 250 | VMI at Furman                      | Sept. 22, 2001 |
| 250 | Western Carolina vs. Tusculum      | Sept. 11, 2010 |
| 246 | Elon vs. Appalachian State         | 2007           |
| 243 | Chattanooga vs. ETSU               | 2003           |
| 241 | Furman at Florida                  | 2011           |
| 234 | Chattanooga vs. UT Martin          | 1992           |
| 232 | The Citadel vs. Florida            | Nov. 22, 2008  |

\*- indicates NCAA playoff game

## ~ ~ ~ SINGLE SEASON ~ ~ ~

## RUSHING ATTEMPTS

|     |                  |      |
|-----|------------------|------|
| 859 | Georgia Southern | 2002 |
| 850 | Georgia Southern | 2012 |
| 849 | Georgia Southern | 2010 |
| 795 | Wofford          | 2003 |
| 791 | The Citadel      | 2015 |
| 785 | Wofford          | 2016 |
| 778 | The Citadel      | 2016 |
| 777 | Georgia Southern | 2011 |
| 772 | Wofford          | 2007 |
| 768 | Georgia Southern | 2005 |

## RUSHING YARDS

|       |                   |      |
|-------|-------------------|------|
| 5,591 | Georgia Southern  | 2012 |
| 5,407 | Georgia Southern  | 2002 |
| 4,641 | Georgia Southern  | 2005 |
| 4,609 | Georgia Southern  | 1999 |
| 4,529 | Georgia Southern  | 2011 |
| 4,515 | The Citadel       | 2015 |
| 4,439 | Georgia Southern  | 2004 |
| 4,375 | Wofford           | 2011 |
| 4,311 | Appalachian State | 2007 |
| 4,202 | The Citadel       | 1994 |

## RUSHING YARDS PER GAME

|       |                  |      |
|-------|------------------|------|
| 419.0 | Georgia Southern | 1999 |
| 414.0 | Chattanooga      | 1980 |
| 399.4 | Georgia Southern | 2012 |
| 386.8 | Georgia Southern | 2005 |
| 386.2 | Georgia Southern | 2002 |
| 382.0 | The Citadel      | 1994 |
| 378.7 | Georgia Southern | 1998 |
| 369.9 | Georgia Southern | 2004 |
| 364.6 | Wofford          | 2011 |
| 360.4 | Georgia Southern | 2013 |

## FEWEST RUSHING YARDS PER GAME

|      |             |      |
|------|-------------|------|
| 36.2 | Davidson    | 1986 |
| 43.8 | Davidson    | 1985 |
| 47.2 | The Citadel | 1983 |
| 58.3 | VMI         | 2018 |
| 64.2 | Marshall    | 1985 |
| 64.5 | Elon        | 2007 |
| 67.9 | Marshall    | 1984 |
| 68.2 | VMI         | 2001 |
| 68.9 | VMI         | 2000 |
| 69.1 | VMI         | 1969 |

**TOUCHDOWNS RUSHING**

|    |                   |      |
|----|-------------------|------|
| 61 | Georgia Southern  | 1999 |
| 56 | Georgia Southern  | 2004 |
| 55 | Georgia Southern  | 2012 |
| 54 | Georgia Southern  | 2002 |
| 53 | Appalachian State | 2007 |
| 53 | Georgia Southern  | 1998 |
| 53 | The Citadel       | 1994 |
| 50 | Georgia Southern  | 2005 |
| 50 | Georgia Southern  | 2011 |

**PASS ATTEMPTS**

|     |             |      |
|-----|-------------|------|
| 585 | VMI         | 2018 |
| 561 | Samford     | 2018 |
| 546 | Samford     | 2016 |
| 531 | Samford     | 2017 |
| 524 | Samford     | 2022 |
| 515 | Elon        | 2007 |
| 507 | VMI         | 2019 |
| 496 | Chattanooga | 1999 |
| 493 | Marshall    | 1987 |
| 492 | Samford     | 2013 |

**COMPLETIONS**

|     |         |      |
|-----|---------|------|
| 394 | Samford | 2018 |
| 391 | Samford | 2022 |
| 386 | Samford | 2016 |
| 350 | Elon    | 2007 |
| 349 | Samford | 2017 |
| 332 | VMI     | 2018 |
| 324 | Samford | 2015 |
| 321 | VMI     | 2019 |
| 318 | Samford | 2021 |
| 311 | Samford | 2013 |

**PASSING YARDS**

|       |                   |      |
|-------|-------------------|------|
| 4,320 | Samford           | 2018 |
| 4,193 | Samford           | 2016 |
| 4,001 | Samford           | 2017 |
| 3,957 | Samford           | 2022 |
| 3,927 | Elon              | 2007 |
| 3,806 | Samford           | 2013 |
| 3,777 | Marshall          | 1987 |
| 3,730 | Chattanooga       | 2000 |
| 3,662 | Samford           | 2015 |
| 3,621 | Appalachian State | 2009 |

**TOUCHDOWN PASSES**

|    |                   |      |
|----|-------------------|------|
| 40 | Samford           | 2022 |
| 38 | Samford           | 2016 |
| 34 | Samford           | 2018 |
| 33 | Mercer            | 2022 |
| 32 | Appalachian State | 2008 |
| 32 | Elon              | 2007 |
| 31 | Marshall          | 1994 |
| 31 | Samford           | 2017 |
| 30 | Marshall          | 1996 |
| 30 | Western Carolina  | 2022 |

**INTERCEPTIONS THROWN**

|    |                  |      |
|----|------------------|------|
| 28 | Davidson         | 1985 |
| 26 | Western Carolina | 1986 |
| 26 | Western Carolina | 2021 |
| 25 | Marshall         | 1987 |
| 25 | Furman           | 1969 |
| 23 | VMI              | 1986 |
| 23 | The Citadel      | 1983 |
| 23 | VMI              | 1983 |
| 23 | ETSU             | 1982 |
| 22 | Chattanooga      | 1994 |
| 22 | ETSU             | 1991 |
| 22 | Chattanooga      | 2003 |
| 22 | VMI              | 1987 |
| 22 | Chattanooga      | 1986 |
| 22 | Western Carolina | 1985 |
| 22 | Elon             | 2011 |
| 22 | VMI              | 2015 |
| 22 | Samford          | 2021 |

**TOTAL OFFENSE PLAYS**

|       |                   |      |
|-------|-------------------|------|
| 1,088 | Appalachian State | 2007 |
| 1,061 | Furman            | 2005 |
| 1,017 | Appalachian State | 2009 |
| 1,006 | Appalachian State | 2006 |
| 1,001 | Appalachian State | 2005 |
| 1,001 | Georgia Southern  | 2010 |
| 981   | Georgia Southern  | 2002 |

|     |                   |      |
|-----|-------------------|------|
| 981 | Samford           | 2022 |
| 980 | Chattanooga       | 2014 |
| 958 | Appalachian State | 2008 |

**TOTAL OFFENSE YARDS**

|       |                   |      |
|-------|-------------------|------|
| 7,325 | Appalachian State | 2007 |
| 6,580 | Furman            | 2005 |
| 6,575 | Georgia Southern  | 2002 |
| 6,536 | Georgia Southern  | 2012 |
| 6,511 | Appalachian State | 2009 |
| 6,491 | Appalachian State | 2008 |
| 6,347 | Appalachian State | 2005 |
| 6,265 | Appalachian State | 2006 |
| 6,090 | Georgia Southern  | 2011 |
| 6,069 | Georgia Southern  | 1999 |

**TOTAL OFFENSE YARDS PER GAME**

|       |                   |         |
|-------|-------------------|---------|
| 551.7 | Georgia Southern  | 1999    |
| 515.9 | Samford           | 2018    |
| 513.9 | Samford           | 2020-21 |
| 492.6 | Appalachian State | 1998    |
| 490.6 | Marshall          | 1992    |
| 488.3 | Appalachian State | 2007    |
| 488.3 | Georgia Southern  | 2004    |
| 485.4 | Western Carolina  | 2022    |
| 479.7 | Samford           | 2015    |
| 473.8 | Wofford           | 1999    |

**POINTS SCORED**

|     |                   |      |
|-----|-------------------|------|
| 641 | Appalachian State | 2007 |
| 564 | Georgia Southern  | 2004 |
| 550 | Georgia Southern  | 1999 |
| 528 | Appalachian State | 2006 |
| 522 | Appalachian State | 2008 |
| 493 | Georgia Southern  | 2002 |
| 492 | Georgia Southern  | 2011 |
| 488 | Furman            | 2005 |
| 486 | Chattanooga       | 2014 |
| 483 | Georgia Southern  | 2012 |

**FEWEST POINTS ALLOWED\***

|     |                          |      |
|-----|--------------------------|------|
| 93  | The Citadel (8.5)        | 1960 |
| 107 | Furman (9.7)             | 1988 |
| 107 | Furman (9.7)             | 1983 |
| 109 | Appalachian State (9.9)  | 1985 |
| 123 | Marshall (11.2)          | 1993 |
| 126 | Appalachian State (11.5) | 1987 |
| 132 | Georgia Southern (12.0)  | 2001 |
| 135 | Furman (12.3)            | 1989 |
| 137 | Chattanooga (12.4)       | 1982 |
| 141 | Furman (12.8)            | 1982 |

\* does not include shortened 2020-21 season

**TOUCHDOWNS SCORED**

|    |                   |      |
|----|-------------------|------|
| 85 | Appalachian State | 2007 |
| 77 | Georgia Southern  | 2004 |
| 76 | Georgia Southern  | 1999 |
| 72 | Appalachian State | 2008 |
| 71 | Appalachian State | 2006 |
| 66 | Georgia Southern  | 2002 |
| 66 | Georgia Southern  | 2012 |
| 65 | Georgia Southern  | 2011 |
| 64 | Georgia Southern  | 2005 |
| 64 | Furman            | 2005 |

**FIRST DOWNS**

|     |                   |      |
|-----|-------------------|------|
| 353 | Furman            | 2005 |
| 351 | Appalachian State | 2007 |
| 343 | Appalachian State | 2009 |
| 319 | Appalachian State | 2006 |
| 318 | Furman            | 2004 |
| 317 | Appalachian State | 2005 |
| 312 | Samford           | 2022 |
| 308 | Georgia Southern  | 2012 |
| 304 | Appalachian State | 2008 |
| 304 | Georgia Southern  | 2011 |

**PENALTIES (SINCE 1993)**

|     |                   |      |
|-----|-------------------|------|
| 106 | Western Carolina  | 2003 |
| 106 | Appalachian State | 2005 |
| 104 | Appalachian State | 2001 |
| 103 | Georgia Southern  | 2000 |
| 101 | Marshall          | 1996 |
| 100 | ETSU              | 1997 |
| 99  | Appalachian State | 2007 |
| 99  | Appalachian State | 2006 |

|    |                   |      |
|----|-------------------|------|
| 97 | Chattanooga       | 2004 |
| 97 | Georgia Southern  | 2003 |
| 97 | Appalachian State | 2009 |

**PENALTY YARDS (SINCE 1993)**

|     |                   |      |
|-----|-------------------|------|
| 968 | Appalachian State | 2001 |
| 936 | Appalachian State | 2005 |
| 918 | Appalachian State | 2006 |
| 909 | Western Carolina  | 2022 |
| 899 | Appalachian State | 1999 |
| 890 | Western Carolina  | 2003 |
| 877 | Georgia Southern  | 2000 |
| 876 | Appalachian State | 2009 |
| 875 | Western Carolina  | 2014 |
| 868 | ETSU              | 1997 |

**SACKS BY**

|    |                   |      |
|----|-------------------|------|
| 49 | Furman            | 1988 |
| 44 | Appalachian State | 1994 |
| 40 | Appalachian State | 2005 |
| 38 | Chattanooga       | 2016 |
| 37 | Appalachian State | 1995 |
| 37 | Appalachian State | 2006 |
| 37 | Elon              | 2009 |
| 35 | Chattanooga       | 2014 |
| 35 | Chattanooga       | 2022 |
| 34 | Georgia Southern  | 1998 |
| 34 | Wofford           | 2008 |
| 34 | Chattanooga       | 2015 |
| 34 | Furman            | 2017 |

**INTERCEPTIONS BY**

|    |                   |      |
|----|-------------------|------|
| 28 | Furman            | 1986 |
| 28 | VMI               | 1959 |
| 27 | Georgia Southern  | 1997 |
| 25 | VMI               | 1997 |
| 24 | Furman            | 1983 |
| 23 | Chattanooga       | 1987 |
| 23 | ETSU              | 1986 |
| 23 | The Citadel       | 1974 |
| 22 | Wofford           | 2003 |
| 22 | Appalachian State | 1997 |
| 22 | Marshall          | 1988 |
| 22 | Western Carolina  | 1983 |
| 22 | Furman            | 1982 |

~ ~ ~ MISCELLANEOUS ~ ~ ~

**CONSECUTIVE SOUTHERN CONFERENCE WINS**

|    |                   |         |
|----|-------------------|---------|
| 30 | West Virginia     | 1952-59 |
| 26 | Appalachian State | 2007-10 |
| 20 | Alabama           | 1924-26 |
| 20 | Tulane            | 1929-32 |



# ANNUAL INDIVIDUAL LEADERS

## TOTAL OFFENSE

| Year    | Player, School            | G  | Plays | Yards | YPG   | TD |
|---------|---------------------------|----|-------|-------|-------|----|
| 1953    | Charlie Sumner, W&M       | 10 | 188   | 903   | 90.3  | 5  |
| 1954    | Freddy Wyant, WVU         | 9  | 200   | 841   | 93.4  | 12 |
| 1955    | Jim Boyle, FUR            | 10 | 191   | 892   | 89.2  | 8  |
| 1956    | Jimmy Lugar, VT           | 10 | 156   | 865   | 86.5  | 14 |
| 1957    | Bob Schwarze, CIT         | 10 | 178   | 1,018 | 101.8 | 4  |
| 1958    | Billy Holsclaw, VT        | 10 | 230   | 1,227 | 122.7 | 15 |
| 1959    | Howard Dyer, VMI          | 10 | 161   | 1,182 | 118.2 | 17 |
| 1960    | Howard Dyer, VMI          | 10 | 260   | 1,478 | 147.8 | 20 |
| 1961    | Bill Whaley, CIT          | 10 | 222   | 1,030 | 103.0 | 6  |
| 1962    | Jerry Yost, WVU           | 10 | 201   | 1,361 | 136.1 | 16 |
| 1963    | Bob Schweickert, VT       | 10 | 271   | 1,526 | 152.6 | 13 |
| 1964    | Bob Schweickert, VT       | 10 | 240   | 1,409 | 140.9 | 15 |
| 1965    | Dave Alexander, ECU       | 9  | 303   | 1,587 | 176.3 | 20 |
| 1966    | Jimmy Poole, DAV          | 9  | 369   | 1,925 | 213.9 | 16 |
| 1967    | Clyde Hewell, FUR         | 10 | 294   | 1,740 | 174.0 | 12 |
| 1968    | Gordon Slade, DAV         | 9  | 395   | 2,131 | 236.8 | 17 |
| 1969    | Charlie Richards, UR      | 10 | 455   | 2,665 | 266.5 | 24 |
| 1970    | Mark Thompson, DAV        | 10 | 430   | 2,144 | 214.4 | 15 |
| 1971    | Harry Lynch, CIT          | 11 | 323   | 2,092 | 190.2 | 21 |
| 1972    | Scotty Shipp, DAV         | 10 | 326   | 1,894 | 189.4 | 11 |
| 1973    | Dave Harper, DAV          | 11 | 432   | 1,699 | 154.5 | 12 |
| 1974    | Bill Deery, W&M           | 11 | 354   | 1,924 | 174.9 | 14 |
| 1975    | Robbie Price, APP         | 11 | 305   | 1,639 | 149.0 | 16 |
| 1976    | Tom Rozantz, W&M          | 11 | 278   | 1,575 | 143.2 | 8  |
| 1977    | Mike Pusey, WCU           | 11 | 301   | 1,985 | 180.5 | 16 |
| 1978    | Steve Brown, APP          | 10 | 309   | 1,959 | 195.9 | 19 |
| 1979    | Steve Brown, APP          | 11 | 416   | 2,557 | 232.5 | 17 |
| 1980    | Steve Brown, APP          | 11 | 427   | 2,590 | 235.5 | 13 |
| 1981    | Randy Joyce, APP          | 10 | 308   | 1,808 | 180.8 | 9  |
| 1982    | Ronnie Mixon, WCU (21)    | 11 | 338   | 2,051 | 196.5 | 6  |
| 1983    | Jeff Gilbert, WCU         | 11 | 332   | 2,008 | 182.5 | 16 |
| 1984    | Carl Fodor, MAR (9)       | 11 | 444   | 2,766 | 251.4 | 26 |
| 1985    | Kip Allen, CIT            | 11 | 417   | 2,478 | 225.3 | 16 |
| 1986    | Willie Perkins, WCU       | 11 | 387   | 2,184 | 198.5 | 8  |
| 1987    | Tony Petersen, MAR (3)    | 11 | 519   | 3,649 | 331.7 | 23 |
| 1988    | John Gregory, MAR (16)    | 11 | 394   | 2,511 | 228.3 | 19 |
| 1989    | John Gregory, MAR (12)    | 11 | 437   | 2,751 | 250.1 | 27 |
| 1990    | Michael Payton, MAR (16)  | 11 | 460   | 2,453 | 223.0 | 19 |
| 1991    | Michael Payton, MAR (11)  | 9  | 266   | 2,379 | 264.3 | 20 |
| 1992    | Michael Payton, MAR (6)   | 11 | 380   | 2,896 | 263.3 | 28 |
| 1993    | Lonnie Galloway, WCU (17) | 11 | 346   | 2,551 | 231.9 | 9  |
| 1994    | Todd Donnan, MAR          | 11 | 334   | 2,389 | 217.2 | 29 |
| 1995    | Greg Ryan, ETSU (15)      | 11 | 470   | 2,551 | 231.9 | 17 |
| 1996    | Eric Kresser, MAR (17)    | 11 | 303   | 2,239 | 223.9 | 24 |
| 1997    | Todd Wells, ETSU (12)     | 11 | 370   | 2,763 | 251.2 | 23 |
| 1998    | Greg Hill, GSU (40)       | 11 | 321   | 2,254 | 204.9 | 22 |
| 1999    | Chris Sanders, UTC (4)    | 11 | 524   | 3,491 | 317.4 | 28 |
| 2000    | Chris Sanders, UTC (2)    | 11 | 520   | 3,756 | 341.5 | 24 |
| 2001    | Joe Burchette, APP (47)   | 11 | 372   | 2,022 | 183.8 | 15 |
| 2002    | Joey Gibson, VMI (30)     | 12 | 455   | 2,597 | 216.4 | 24 |
| 2003    | Brian Gaither, WCU (24)   | 12 | 469   | 2,761 | 230.1 | 16 |
| 2004    | Richie Williams, APP (3)  | 10 | 487   | 3,393 | 339.3 | 32 |
| 2005    | Richie Williams, APP (23) | 15 | 502   | 3,745 | 249.7 | 25 |
| 2006    | Wes Pope, Elon (12)       | 11 | 461   | 2,606 | 236.9 | 20 |
| 2007    | Scott Riddle, Elon (3)    | 11 | 622   | 3,738 | 339.8 | 40 |
| 2008    | Armanti Edwards, APP (7)  | 13 | 499   | 3,843 | 295.6 | 41 |
| 2009    | Armanti Edwards, APP (3)  | 12 | 515   | 3,970 | 330.8 | 30 |
| 2010    | Scott Riddle, Elon (4)    | 10 | 446   | 3,188 | 318.8 | 29 |
| 2011    | Thomas Wilson, Elon (14)  | 11 | 473   | 3,093 | 281.2 | 24 |
| 2012    | Jamal Jackson, APP (10)   | 12 | 520   | 3,606 | 300.5 | 27 |
| 2013    | Andy Summerlin, SAM (22)  | 13 | 537   | 3,532 | 271.7 | 27 |
| 2014    | Jacob Huesman, UTC (24)   | 14 | 527   | 3,740 | 267.1 | 37 |
| 2015    | Al Cobb, VMI (13)         | 10 | 468   | 2,891 | 289.1 | 16 |
| 2016    | Devlin Hodges, SAM (2)    | 12 | 641   | 4,310 | 359.2 | 40 |
| 2017    | Devlin Hodges, SAM (6)    | 12 | 623   | 4,138 | 344.8 | 34 |
| 2018    | Devlin Hodges, SAM (1)    | 11 | 640   | 4,596 | 417.8 | 40 |
| 2019    | Reece Udinski, VMI (24)   | 12 | 533   | 3,155 | 262.9 | 19 |
| 2020-21 | Liam Welch, SAM (2)       | 6  | 307   | 2,545 | 424.2 | 16 |
| 2021    | Liam Welch, SAM (5)       | 11 | 588   | 3,876 | 352.4 | 30 |
| 2022    | Fred Payton, MER (9)      | 11 | 384   | 3,180 | 289.1 | 33 |

## RUSHING YARDS PER GAME

| Year | Player, School    | G  | Carries | Yards | APC | YPG  | TD |
|------|-------------------|----|---------|-------|-----|------|----|
| 1953 | Bill Bowman, W&M  | 10 | 132     | 722   | 5.5 | 72.2 | 7  |
| 1954 | Dickie Beard, VT  | 9  | 128     | 647   | 5.1 | 71.9 | 2  |
| 1955 | Bob Moss, WVU     | 10 | 98      | 807   | 8.2 | 80.7 | 10 |
| 1956 | Larry Krutko, WVU | 10 | 124     | 584   | 4.7 | 58.4 | 4  |
| 1957 | Sam Woolwine, VMI | 10 | 105     | 531   | 5.1 | 53.1 | 4  |
| 1958 | Sam Horner, VMI   | 10 | 102     | 612   | 6.0 | 61.2 | 7  |
| 1959 | Alger Pugh, VT    | 10 | 112     | 615   | 5.5 | 61.5 | 6  |

|         |                             |    |     |       |      |       |    |
|---------|-----------------------------|----|-----|-------|------|-------|----|
| 1960    | Tom Campbell, FUR           | 10 | 126 | 616   | 4.9  | 61.6  | 5  |
| 1961    | Tom Campbell, FUR           | 10 | 157 | 767   | 4.9  | 76.7  | 6  |
| 1962    | Elliott Keller, FUR         | 10 | 135 | 724   | 5.4  | 72.4  | 4  |
| 1963    | Bob Schweickert, VT         | 10 | 155 | 839   | 5.4  | 83.9  | 7  |
| 1964    | Sonny Utz, VT               | 10 | 175 | 777   | 4.4  | 77.7  | 10 |
| 1965    | Dave Alexander, ECU         | 9  | 227 | 1,029 | 4.5  | 114.3 | 16 |
| 1966    | Garrett Ford, WVU           | 10 | 236 | 1,068 | 4.5  | 106.8 | 7  |
| 1967    | Butch Colson, ECU           | 10 | 252 | 1,135 | 4.5  | 113.5 | 14 |
| 1968    | Tom Sowers, VMI             | 10 | 221 | 792   | 3.6  | 79.2  | 4  |
| 1969    | Bob Duncan, CIT             | 10 | 136 | 936   | 6.9  | 93.6  | 7  |
| 1970    | Phil Mosser, W&M            | 11 | 212 | 1,286 | 6.1  | 116.9 | 9  |
| 1971    | Jon Hall, CIT               | 11 | 169 | 1,230 | 7.3  | 111.8 | 9  |
| 1972    | Carlester Crumpler, ECU     | 11 | 340 | 1,309 | 3.9  | 119.0 | 17 |
| 1973    | Carlester Crumpler, ECU     | 11 | 204 | 1,042 | 5.1  | 94.7  | 12 |
| 1974    | Andrew Johnson, CIT         | 11 | 248 | 1,373 | 5.5  | 124.8 | 7  |
| 1975    | Emmitt Hamilton, APP        | 11 | 126 | 844   | 6.7  | 76.7  | 9  |
| 1976    | Jim Krui, W&M               | 11 | 250 | 1,164 | 4.7  | 105.8 | 9  |
| 1977    | Darrell Lipford, WCU        | 11 | 280 | 1,318 | 4.7  | 119.8 | 18 |
| 1978    | Gwain Durden, UTC           | 10 | 146 | 933   | 6.4  | 93.3  | 2  |
| 1979    | Floyd Allen, VMI            | 11 | 291 | 1,276 | 4.34 | 116.0 | 9  |
| 1980    | Stump Mitchell, CIT         | 11 | 291 | 1,647 | 5.7  | 149.7 | 14 |
| 1981    | Stanford Jennings, FUR      | 11 | 197 | 1,168 | 5.9  | 106.2 | 11 |
| 1982    | Stanford Jennings, FUR      | 11 | 200 | 1,007 | 5.0  | 91.5  | 11 |
| 1983    | Stanford Jennings, FUR (6)  | 11 | 190 | 1,260 | 6.6  | 114.5 | 13 |
| 1984    | Robbie Gardner, FUR (5)     | 11 | 169 | 1,232 | 7.3  | 112.0 | 14 |
| 1985    | John Settle, APP (5)        | 11 | 254 | 1,340 | 5.3  | 121.8 | 14 |
| 1986    | John Settle, APP (4)        | 11 | 317 | 1,661 | 5.2  | 151.0 | 20 |
| 1987    | Ron Darby, MAR (17)         | 11 | 217 | 1,020 | 4.7  | 92.7  | 12 |
| 1988    | Gene Brown, CIT (11)        | 10 | 172 | 1,058 | 6.2  | 105.8 | 15 |
| 1989    | George Searcy, ETSU (7)     | 10 | 275 | 1,324 | 4.8  | 132.4 | 17 |
| 1990    | Carl Tremble, FUR (16)      | 13 | 229 | 1,277 | 5.6  | 98.2  | 15 |
| 1991    | Jack Douglas, CIT (14)      | 11 | 266 | 1,152 | 4.3  | 104.7 | 13 |
| 1992    | Carl Tremble, FUR (3)       | 11 | 228 | 1,555 | 6.8  | 141.4 | 13 |
| 1993    | Chris Parker, MAR (10)      | 11 | 225 | 1,370 | 6.1  | 124.5 | 16 |
| 1994    | Thomas Haskins, VMI (4)     | 11 | 258 | 1,509 | 5.8  | 137.2 | 11 |
| 1995    | Thomas Haskins, VMI (8)     | 11 | 248 | 1,548 | 6.2  | 140.7 | 17 |
| 1996    | Thomas Haskins, VMI (5)     | 11 | 286 | 1,698 | 5.9  | 154.4 | 15 |
| 1997    | Roderick Russell, GSU (21)  | 11 | 215 | 1,171 | 5.4  | 106.5 | 11 |
| 1998    | Adrian Peterson, GSU (4)    | 11 | 257 | 1,932 | 7.5  | 175.6 | 25 |
| 1999    | Adrian Peterson, GSU (2)    | 11 | 248 | 1,807 | 7.3  | 164.3 | 28 |
| 2000    | Louis Ivory, FUR (1)        | 11 | 286 | 2,079 | 7.3  | 189.0 | 16 |
| 2001    | Louis Ivory, FUR (10)       | 11 | 251 | 1,492 | 5.9  | 135.6 | 19 |
| 2002    | Chaz Williams, GSU (20)     | 14 | 290 | 1,422 | 4.9  | 101.6 | 27 |
| 2003    | Jermaine Austin, GSU (9)    | 11 | 224 | 1,461 | 6.5  | 132.8 | 6  |
| 2004    | John Taylor, Elon (18)      | 10 | 247 | 1,069 | 4.3  | 106.9 | 10 |
| 2005    | Jermaine Austin, GSU (5)    | 12 | 233 | 1,546 | 6.6  | 128.8 | 14 |
| 2006    | Kevin Richardson, APP (18)  | 15 | 302 | 1,676 | 5.5  | 111.7 | 30 |
| 2007    | Jayson Foster, GSU (2)      | 11 | 261 | 1,844 | 7.1  | 167.6 | 24 |
| 2008    | Chris Evans, SAM (12)       | 11 | 260 | 1,284 | 4.9  | 116.7 | 14 |
| 2009    | Chris Evans, SAM (7)        | 11 | 241 | 1,152 | 4.8  | 104.7 | 7  |
| 2010    | Eric Breitenstein, WOF (5)  | 13 | 267 | 1,639 | 6.1  | 126.1 | 22 |
| 2011    | Eric Breitenstein, WOF (10) | 12 | 268 | 1,474 | 5.5  | 122.8 | 19 |
| 2012    | Eric Breitenstein, WOF (2)  | 13 | 290 | 2,035 | 7.0  | 156.5 | 19 |
| 2013    | Jerick McKinnon, GSU        | 10 | 161 | 1,050 | 6.5  | 105.0 | 12 |
| 2014    | Alex Lakes, MER (31)        | 12 | 200 | 1,107 | 5.5  | 92.2  | 17 |
| 2015    | Detrez Newsome, WCU (15)    | 11 | 190 | 1,109 | 5.8  | 110.8 | 9  |
| 2016    | Lorenzo Long, WOF (13)      | 14 | 294 | 1,424 | 4.8  | 101.7 | 18 |
| 2017    | Detrez Newsome, WCU (4)     | 9  | 178 | 1,100 | 6.2  | 122.2 | 9  |
| 2018    | Tyrie Adams, WCU (26)       | 11 | 194 | 1,006 | 5.2  | 91.5  | 10 |
| 2019    | Alex Ramsey, VMI (9)        | 12 | 266 | 1,326 | 5.0  | 110.5 | 22 |
| 2020-21 | Quay Holmes, ETSU (9)       | 6  | 122 | 640   | 5.2  | 106.7 | 8  |
| 2021    | Quay Holmes, ETSU (1)       | 13 | 265 | 1,553 | 5.9  | 119.5 | 17 |
| 2022    | Ailym Ford, UTC (7)         | 10 | 232 | 1,119 | 5.2  | 119.9 | 12 |

## PASSING YARDS PER GAME

| Year | Player, School     | G  | Com.-Att. | Pct. | Yards | YPG   | TD |
|------|--------------------|----|-----------|------|-------|-------|----|
| 1953 | Joe Lindsey, W&L   | 10 | 47-100    | .470 | 687   | 68.7  | 3  |
| 1954 | Freddy Wyant, WVU  | 9  | 40-97     | .412 | 563   | 62.6  | 4  |
| 1955 | Belton, DAV        | 9  | 60-130    | .462 | 839   | 93.2  | 5  |
| 1956 | Duke Johnston, VMI | 10 | 43-101    | .426 | 674   | 67.4  | 6  |
| 1957 | Bob Schwarze, CIT  | 10 | 52-100    | .520 | 920   | 92.0  | 4  |
| 1958 | Billy Holsclaw, VT | 10 | 70-127    | .551 | 1,013 | 101.3 | 9  |
| 1959 | Ed Hino, GW        | 9  | 79-185    | .427 | 997   | 110.8 | 3  |
| 1960 | Howard Dyer, VMI   | 10 | 87-168    | .518 | 1,222 | 122.2 | 8  |
| 1961 | Whaley, CIT        | 10 | 73-148    | .493 | 980   | 98.0  | 4  |
| 1962 | Jerry Yost, WVU    | 10 | 75-152    | .493 | 1,134 | 113.4 | 11 |
| 1963 | Merv Holland, GW   | 9  | 101-215   | .470 | 1,312 | 145.8 | 8  |
| 1964 | Allen McCune, WVU  | 10 | 60-99     | .606 | 911   | 91.1  | 10 |
| 1965 | Allen McCune, WVU  | 10 | 91-182    | .500 | 1,274 | 127.4 | 15 |
| 1966 | Jimmy Poole, DAV   | 9  | 156-260   | .600 | 1,685 | 187.2 | 12 |
| 1967 | Clyde Hewell, FUR  | 10 | 132-220   | .600 | 1,873 | 187.3 | 12 |
| 1968 | Gordon Slade, DAV  | 9  | 190-322   | .590 | 2,109 | 234.3 | 14 |

|         |                          |    |         |      |       |       |    |
|---------|--------------------------|----|---------|------|-------|-------|----|
| 1969    | Charlie Richards, UR     | 10 | 175-356 | .492 | 2,556 | 255.6 | 21 |
| 1970    | Mark Thompson, DAV       | 10 | 179-352 | .509 | 2,202 | 220.2 | 4  |
| 1971    | Steve Regan, W&M         | 10 | 107-184 | .582 | 1,383 | 138.3 | 7  |
| 1972    | Scotty Shipp, DAV        | 10 | 149-286 | .521 | 1,845 | 184.5 | 9  |
| 1973    | Dave Harper, DAV         | 10 | 175-329 | .532 | 1,885 | 188.5 | 11 |
| 1974    | Harry Knight, UR         | 10 | 120-247 | .486 | 1,577 | 157.7 | 10 |
| 1975    | Mark Lambert, VMI        | 11 | 101-189 | .534 | 1,176 | 106.9 | 3  |
| 1976    | Marty Crosby, CIT        | 11 | 110-202 | .545 | 1,279 | 116.3 | 5  |
| 1977    | Mike Pusey, WCU          | 11 | 140-248 | .565 | 1,939 | 175.8 | 13 |
| 1978    | Mike Pusey, WCU          | 11 | 147-331 | .444 | 2,046 | 186.0 | 14 |
| 1979    | Steve Brown, APP         | 11 | 147-287 | .512 | 2,307 | 209.7 | 15 |
| 1980    | Steve Brown, APP         | 11 | 175-352 | .497 | 2,537 | 230.3 | 13 |
| 1981    | Randy Joyce, APP         | 10 | 157-275 | .571 | 1,871 | 187.1 | 9  |
| 1982    | Ronnie Mixon, WCU        | 11 | 146-299 | .488 | 2,002 | 182.0 | 6  |
| 1983    | Robert Hill, CIT         | 10 | 174-314 | .554 | 1,952 | 195.2 | 12 |
| 1984    | Carl Fodor, MAR          | 11 | 218-411 | .530 | 2,888 | 262.5 | 22 |
| 1985    | Kip Allen, CIT           | 11 | 231-417 | .554 | 2,478 | 225.3 | 16 |
| 1986    | Willie Perkins, WCU      | 11 | 185-361 | .540 | 2,265 | 205.9 | 8  |
| 1987    | Tony Petersen, MAR (22)  | 11 | 251-466 | .539 | 3,529 | 320.8 | 22 |
| 1988    | John Gregory, MAR        | 11 | 185-327 | .566 | 2,687 | 244.3 | 19 |
| 1989    | John Gregory, MAR        | 11 | 198-351 | .564 | 2,778 | 252.5 | 24 |
| 1990    | Michael Payton, MAR      | 11 | 199-350 | .569 | 2,409 | 219.0 | 12 |
| 1991    | Michael Payton, MAR (1)  | 9  | 143-216 | .662 | 2,333 | 259.2 | 19 |
| 1992    | Michael Payton, MAR (2)  | 11 | 200-313 | .639 | 2,788 | 253.5 | 26 |
| 1993    | Kenyon Earl, UTC         | 11 | 146-264 | .553 | 2,233 | 203.0 | 16 |
| 1994    | Todd Donnan, MAR (2)     | 11 | 182-288 | .632 | 2,403 | 218.5 | 28 |
| 1995    | Greg Ryan, ETSU (34)     | 11 | 229-387 | .592 | 2,473 | 224.8 | 17 |
| 1996    | Eric Kresser, MAR (5)    | 10 | 170-276 | .616 | 2,341 | 234.1 | 24 |
| 1997    | Bake Baker, APP          | 11 | 207-347 | .597 | 2,550 | 231.8 | 18 |
| 1998    | Brian Hampton, UTC       | 11 | 130-275 | .473 | 1,680 | 152.7 | 7  |
| 1999    | Chris Sanders, UTC (2)   | 11 | 297-490 | .606 | 3,539 | 321.7 | 27 |
| 2000    | Chris Sanders, UTC (2)   | 11 | 287-463 | .620 | 3,691 | 335.5 | 22 |
| 2001    | Joe Burchette, APP (40)  | 11 | 167-295 | .566 | 2,022 | 183.5 | 15 |
| 2002    | Jeff Klein, CIT (22)     | 12 | 203-378 | .537 | 2,561 | 213.4 | 17 |
| 2003    | Brian Gaither, WCU (28)  | 11 | 246-418 | .589 | 2,717 | 226.4 | 14 |
| 2004    | Richie Williams, APP (4) | 10 | 234-350 | .669 | 3,109 | 310.9 | 24 |
| 2005    | Ingle Martin, FUR (31)   | 14 | 212-349 | .607 | 2,959 | 211.4 | 20 |
| 2006    | Wes Pope, Elon (13)      | 11 | 228-375 | .608 | 2,572 | 233.8 | 16 |
| 2007    | Scott Riddle, Elon (1)   | 11 | 346-508 | .681 | 3,817 | 347.0 | 31 |
| 2008    | Scott Riddle, Elon (19)  | 12 | 263-427 | .616 | 2,871 | 239.2 | 24 |
| 2009    | Scott Riddle, Elon (7)   | 12 | 285-439 | .649 | 3,345 | 278.8 | 23 |
| 2010    | Scott Riddle, Elon (2)   | 10 | 274-405 | .677 | 3,231 | 323.1 | 28 |
| 2011    | Thomas Wilson, Elon (10) | 11 | 279-411 | .678 | 3,057 | 277.9 | 23 |
| 2012    | Thomas Wilson, Elon (10) | 11 | 248-379 | .654 | 3,149 | 286.3 | 25 |
| 2013    | Andy Summerlin, SAM (9)  | 13 | 300-478 | .628 | 3,640 | 280.0 | 26 |
| 2014    | Al Cobb, VMI (16)        | 12 | 269-438 | .614 | 2,971 | 247.0 | 20 |
| 2015    | Al Cobb, VMI (11)        | 10 | 238-389 | .611 | 2,736 | 273.6 | 14 |
| 2016    | Devlin Hodges, SAM (3)   | 12 | 375-530 | .707 | 4,008 | 340.7 | 36 |
| 2017    | Devlin Hodges, SAM (6)   | 12 | 347-528 | .657 | 3,983 | 331.9 | 31 |
| 2018    | Devlin Hodges, SAM (1)   | 11 | 388-550 | .705 | 4,283 | 389.4 | 32 |
| 2019    | Reece Udinski, VMI (15)  | 12 | 306-479 | .639 | 3,276 | 273.0 | 19 |
| 2020-21 | Liam Welch, SAM (4)      | 6  | 161-236 | .682 | 2,242 | 373.7 | 12 |
| 2021    | Liam Welch, SAM (7)      | 11 | 315-477 | .660 | 3,366 | 306.0 | 22 |
| 2022    | Fred Payton, MER (9)     | 11 | 216-325 | .665 | 3,019 | 274.5 | 32 |

### RECEIVING YARDS PER GAME

| Year | Player, School        | G  | Catch | Yards | YPC  | YPG   | CPG | TD |
|------|-----------------------|----|-------|-------|------|-------|-----|----|
| 1953 | Richie Gaskell, GW    | 9  | 12    | 360   | 30.0 | 40.0  | 1.3 | 4  |
| 1954 | Larry Fones, W&M      | 10 | 21    | 300   | 14.3 | 30.0  | 2.1 | 0  |
| 1955 | Bill Gramley, DAV     | 9  | 22    | 331   | 15.0 | 36.8  | 2.4 | 1  |
| 1956 | Joe Kopnisky, WVU     | 10 | 19    | 295   | 15.5 | 29.5  | 1.9 | 1  |
| 1957 | Craig Wall, DAV       | 8  | 24    | 446   | 18.6 | 55.8  | 3.0 | 6  |
| 1958 | Ray Siminski, FUR     | 9  | 35    | 568   | 16.2 | 63.1  | 3.9 | 5  |
| 1959 | Dick Evans, VMI       | 10 | 35    | 698   | 19.9 | 69.8  | 3.5 | 9  |
| 1960 | Stinson Jones, VMI    | 10 | 26    | 394   | 15.2 | 39.4  | 2.6 | 2  |
| 1961 | John Hilton, UR       | 10 | 26    | 334   | 12.8 | 33.4  | 2.6 | 3  |
| 1962 | Steve Heckard, DAV    | 10 | 26    | 512   | 19.7 | 51.2  | 2.6 | 5  |
| 1963 | Paul Flowers, GW      | 9  | 22    | 453   | 20.6 | 50.3  | 2.4 | 3  |
| 1964 | John Hilton, UR       | 10 | 33    | 554   | 16.8 | 55.4  | 3.3 | 6  |
| 1965 | George Pearce, W&M    | 10 | 61    | 796   | 13.0 | 79.6  | 6.1 | 6  |
| 1966 | Chuck Albertson, W&M  | 10 | 67    | 792   | 11.8 | 79.2  | 6.7 | 4  |
| 1967 | Robbie Hahn, FUR      | 10 | 53    | 840   | 15.8 | 84.0  | 5.3 | 10 |
| 1968 | Mike Kelly, DAV       | 9  | 63    | 936   | 14.9 | 104.0 | 7.0 | 11 |
| 1969 | Walker Gillette, UR   | 10 | 57    | 1,090 | 19.1 | 109.0 | 5.7 | 11 |
| 1970 | Mike Mikolayunas, DAV | 10 | 87    | 1,128 | 13.0 | 112.8 | 8.7 | 8  |
| 1971 | Brian Baima, CIT      | 11 | 64    | 1,237 | 19.3 | 112.5 | 5.8 | 13 |
| 1972 | Walt Walker, DAV      | 11 | 62    | 1,031 | 16.6 | 93.7  | 5.6 | 8  |
| 1973 | Ronnie Moore, VMI     | 11 | 46    | 676   | 14.7 | 61.5  | 4.2 | 4  |
| 1974 | Gary Pomeroy, DAV     | 9  | 81    | 747   | 9.2  | 83.0  | 9.0 | 4  |
| 1975 | Ronnie Moore, VMI     | 11 | 47    | 661   | 14.1 | 60.1  | 4.3 | 1  |
| 1976 | Tommy Southard, FUR   | 11 | 39    | 510   | 13.1 | 46.4  | 3.5 | 2  |
| 1977 | Wayne Tolleson, WCU   | 11 | 73    | 1,101 | 15.1 | 100.1 | 6.6 | 7  |

|         |                            |    |     |       |      |       |      |    |
|---------|----------------------------|----|-----|-------|------|-------|------|----|
| 1978    | Gerald Harp, WCU           | 11 | 62  | 1,145 | 18.5 | 104.1 | 5.6  | 11 |
| 1979    | Rick Beasley, APP          | 11 | 74  | 1,205 | 16.3 | 109.5 | 6.7  | 12 |
| 1980    | Rick Beasley, APP          | 10 | 44  | 948   | 21.5 | 94.8  | 4.4  | 7  |
| 1981    | Jeff Dean, WCU             | 11 | 60  | 839   | 14.0 | 76.3  | 5.5  | 2  |
| 1982    | Eric Rasheed, WCU          | 10 | 38  | 624   | 16.4 | 62.4  | 3.8  | 3  |
| 1983    | Eric Rasheed, WCU (8)      | 11 | 68  | 818   | 12.0 | 74.4  | 6.2  | 8  |
| 1984    | Eric Rasheed, WCU (17)     | 11 | 64  | 1,091 | 17.0 | 99.2  | 5.8  | 7  |
| 1985    | Chas Fox, FUR              | 9  | 34  | 649   | 19.1 | 72.1  | 3.8  | 11 |
| 1986    | Mike Barber, MAR (10)      | 11 | 64  | 1,180 | 18.4 | 107.3 | 5.8  | 7  |
| 1987    | Mike Barber, MAR (1)       | 11 | 78  | 1,237 | 15.9 | 112.5 | 7.1  | 7  |
| 1988    | Mark Stock, VMI (3)        | 11 | 74  | 1,161 | 15.7 | 105.5 | 6.7  | 9  |
| 1989    | Andre Motley, MAR (18)     | 11 | 59  | 908   | 15.4 | 82.5  | 5.4  | 9  |
| 1990    | Andre Motley, MAR          | 11 | 48  | 755   | 15.7 | 68.6  | 4.4  | 3  |
| 1991    | Brian Dowler, MAR          | 11 | 48  | 946   | 19.7 | 86.0  | 4.4  | 10 |
| 1992    | Troy Brown, MAR (5)        | 11 | 67  | 1,109 | 16.6 | 100.8 | 6.1  | 11 |
| 1993    | Jeff Johnson, ETSU (9)     | 11 | 69  | 915   | 13.3 | 83.2  | 6.3  | 11 |
| 1994    | Jeff Johnson, ETSU (1)     | 9  | 73  | 857   | 11.7 | 95.2  | 8.1  | 8  |
| 1995    | David Patten, WCU (7)      | 10 | 59  | 887   | 15.0 | 88.7  | 5.9  | 7  |
| 1996    | Randy Moss, MAR (T27)      | 11 | 55  | 1,073 | 19.5 | 97.5  | 5.0  | 19 |
| 1997    | B.J. Adigun, ETSU (2)      | 11 | 68  | 1,389 | 20.4 | 126.3 | 6.2  | 12 |
| 1998    | Lamar Cooper, ETSU (8)     | 9  | 44  | 950   | 21.6 | 105.6 | 4.9  | 8  |
| 1999    | Cos DeMatteo, UTC (10)     | 11 | 76  | 977   | 12.9 | 71.6  | 6.9  | 11 |
| 2000    | Cos DeMatteo, UTC (13)     | 10 | 75  | 971   | 12.9 | 97.1  | 7.5  | 11 |
| 2001    | Cecil Moore, ETSU (31)     | 11 | 57  | 908   | 15.9 | 82.5  | 5.2  | 5  |
| 2002    | Scooter Johnson, CIT (34)  | 12 | 69  | 950   | 13.8 | 79.2  | 5.8  | 7  |
| 2003    | Alonzo Nix, UTC (23)       | 12 | 90  | 1,060 | 11.8 | 88.3  | 7.5  | 7  |
| 2004    | DaVon Fowlkes, APP (1)     | 11 | 103 | 1,618 | 15.7 | 147.1 | 9.4  | 14 |
| 2005    | Michael Mayers, Elon (74)  | 11 | 41  | 632   | 15.4 | 57.5  | 3.7  | 4  |
| 2006    | Terrell Hudgins, Elon (2)  | 10 | 69  | 1,027 | 14.9 | 102.7 | 6.9  | 8  |
| 2007    | Terrell Hudgins, Elon (1)  | 11 | 117 | 1,474 | 12.6 | 134.0 | 10.6 | 18 |
| 2008    | Andre Roberts, CIT (4)     | 12 | 95  | 1,334 | 14.0 | 111.2 | 7.9  | 14 |
| 2009    | Terrell Hudgins, Elon (1)  | 12 | 123 | 1,633 | 13.3 | 136.1 | 10.3 | 16 |
| 2010    | Joel Bradford, UTC (2)     | 11 | 81  | 1,284 | 15.9 | 116.7 | 7.8  | 8  |
| 2011    | Aaron Mellette, Elon (1)   | 11 | 113 | 1,639 | 14.5 | 149.0 | 10.3 | 12 |
| 2012    | Aaron Mellette, Elon (3)   | 11 | 97  | 1,398 | 14.4 | 127.1 | 8.8  | 18 |
| 2013    | Tony Washington, APP       | 12 | 64  | 939   | 14.7 | 78.2  | 5.3  | 4  |
| 2014    | Karel Hamilton, SAM (29)   | 11 | 55  | 877   | 15.9 | 79.7  | 5.0  | 6  |
| 2015    | Karel Hamilton, SAM (22)   | 10 | 75  | 880   | 11.7 | 88.0  | 7.5  | 4  |
| 2016    | Karel Hamilton, SAM (2)    | 11 | 111 | 1,389 | 12.5 | 126.3 | 10.1 | 14 |
| 2017    | Kelvin McKnight, SAM (8)   | 11 | 86  | 1,179 | 13.7 | 107.2 | 7.8  | 12 |
| 2018    | Kelvin McKnight, SAM (3)   | 11 | 100 | 1,453 | 14.5 | 132.1 | 9.1  | 9  |
| 2019    | Jakob Herres, VMI (20)     | 12 | 72  | 1,091 | 15.2 | 90.9  | 6.0  | 8  |
| 2020-21 | Jakob Herres, VMI (1)      | 8  | 80  | 978   | 12.2 | 122.2 | 10.0 | 8  |
| 2021    | Raphael Williams, WCU (19) | 11 | 73  | 959   | 13.1 | 87.2  | 6.6  | 9  |
| 2022    | Ty James, MER (5)          | 11 | 52  | 1,105 | 21.2 | 100.5 | 4.7  | 13 |

### SCORING

| Year | Player, School          | G  | TD | XP | FG | PTS | PPG  |
|------|-------------------------|----|----|----|----|-----|------|
| 1953 | Johnny Mapp, VMI        | 10 | 13 | 0  | 0  | 78  | 7.8  |
| 1954 | John Popson, FUR        | 10 | 9  | 0  | 0  | 54  | 5.4  |
| 1955 | Bob Moss, WVU           | 10 | 10 | 0  | 0  | 60  | 6.0  |
| 1956 | Bobby Jordan, VMI       | 10 | 8  | 7  | 0  | 55  | 5.5  |
| 1957 | Bobby Jordan, VMI       | 10 | 9  | 1* | 0  | 56  | 5.6  |
| 1958 | Mel Reight, WVU         | 10 | 8  | 10 | 0  | 58  | 5.8  |
| 1959 | Alger Pugh, VT          | 10 | 11 | 0  | 0  | 66  | 6.6  |
| 1960 | Howard Dyer, VMI        | 10 | 12 | 0  | 0  | 72  | 7.2  |
| 1961 | Earl Stoudt, UR         | 10 | 9  | 10 | 1  | 67  | 6.7  |
| 1962 | Bill Davis, VMI         | 10 | 6  | 2* | 0  | 40  | 4.0  |
| 1963 | Sonny Utz, VT           | 10 | 10 | 0  | 0  | 60  | 6.0  |
| 1964 | Sonny Utz, VT           | 10 | 11 | 0  | 0  | 66  | 6.6  |
| 1965 | Dave Alexander, ECU     | 9  | 16 | 0  | 0  | 96  | 10.7 |
| 1966 | Ned Carr, W&M           | 10 | 10 | 1* | 0  | 62  | 6.2  |
| 1967 | Butch Colson, ECU       | 10 | 15 | 1* | 0  | 92  | 9.2  |
| 1968 | Mike Kelly, DAV         | 9  | 11 | 0  | 0  | 66  | 7.3  |
| 1969 | George Hannen, DAV      | 10 | 11 | 2* | 0  | 70  | 7.0  |
| 1970 | Steve Crislip, FUR      | 11 | 10 | 1* | 0  | 62  | 5.6  |
| 1971 | Brian Baima, CIT        | 11 | 13 | 0  | 0  | 78  | 7.1  |
| 1972 | Carlester Crumpler, ECU | 11 | 17 | 0  | 0  | 102 | 9.3  |
| 1973 | Barty Smith, UR         | 10 | 14 | 0  | 0  | 84  | 8.4  |
| 1974 | John Gerdelman, W&M     | 11 | 10 | 0  | 0  | 60  | 5.5  |
| 1975 | Gary Davis, APP         | 11 | 0  | 36 | 15 | 81  | 7.4  |
| 1976 | Pete Conaty, ECU        | 11 | 2  | 32 | 14 | 86  | 7.8  |
| 1977 | Darrell Lipford, WCU    | 11 | 18 | 0  | 0  | 108 | 9.8  |
| 1978 | Steve McConnell, APP    | 11 | 14 | 2* | 0  | 88  | 8.0  |
| 1979 | John McFall, ETSU       | 11 | 14 | 0  | 0  | 84  | 7.6  |
| 1980 | Stump Mitchell, CIT     | 11 | 14 | 1* | 0  | 86  | 7.8  |
| 1981 | Floyd Allen, VMI</      |    |    |    |    |     |      |

# ANNUAL INDIVIDUAL LEADERS



*ETSU's Quay Holmes led the SoCon in all-purpose yards in consecutive seasons, ranking in the top six in the nation both times.*

|         |                              |    |    |    |    |     |      |
|---------|------------------------------|----|----|----|----|-----|------|
| 1987    | Kirk Roach, WCU (T21)        | 11 | 0  | 22 | 19 | 79  | 7.2  |
| 1988    | Gene Brown, CIT (9)          | 10 | 15 | 0  | 0  | 90  | 9.0  |
| 1989    | George Searcy, ETSU (2)      | 10 | 18 | 0  | 0  | 108 | 10.8 |
| 1990    | Carl Tremble, FUR (12)       | 11 | 15 | 0  | 0  | 90  | 8.2  |
| 1991    | Andrew Burr, FUR (12)        | 11 | 0  | 45 | 14 | 87  | 7.9  |
| 1992    | Troy Brown, MAR (T20)        | 11 | 13 | 1* | 0  | 80  | 7.3  |
|         | David Merrick, MAR           | 11 | 0  | 53 | 9  | 80  | 7.3  |
| 1993    | Chris Parker, MAR (T9)       | 15 | 24 | 0  | 0  | 144 | 9.6  |
| 1994    | Chris Parker, MAR (1)        | 14 | 24 | 1* | 0  | 146 | 10.4 |
| 1995    | Thomas Haskins, VMI (8)      | 11 | 17 | 1* | 0  | 106 | 9.6  |
| 1996    | Randy Moss, MAR (6)          | 14 | 28 | 0  | 0  | 174 | 11.6 |
| 1997    | Greg Hill, GSU (T26)         | 13 | 18 | 0  | 0  | 108 | 8.3  |
| 1998    | Adrian Peterson, GSU (2)     | 15 | 35 | 0  | 0  | 210 | 14.0 |
| 1999    | Adrian Peterson, GSU (1)     | 15 | 41 | 1* | 0  | 248 | 16.5 |
| 2000    | Matt Vick, UTC (16)          | 11 | 0  | 31 | 22 | 97  | 8.8  |
| 2001    | Louis Ivory, FUR (7)         | 11 | 19 | 0  | 0  | 114 | 10.4 |
| 2002    | Chaz Williams, GSU (3)       | 14 | 27 | 0  | 0  | 162 | 11.6 |
| 2003    | Danny Marshall, FUR (40)     | 11 | 0  | 31 | 16 | 79  | 7.2  |
| 2004    | Chaz Williams, GSU (1)       | 12 | 25 | 1* | 0  | 152 | 12.7 |
| 2005    | Jayson Foster, GSU (3)       | 12 | 21 | 0  | 0  | 126 | 10.5 |
| 2006    | Kevin Richardson, APP (2)    | 15 | 31 | 0  | 0  | 186 | 12.4 |
| 2007    | Jayson Foster, GSU (3)       | 11 | 24 | 2* | 0  | 148 | 13.5 |
| 2008    | Dane Romero, WOF (4)         | 12 | 23 | 0  | 0  | 138 | 11.5 |
| 2009    | Armanti Edwards, APP (10)    | 12 | 18 | 0  | 0  | 109 | 9.0  |
| 2010    | Eric Breitenstein, WOF (4)   | 13 | 22 | 0  | 0  | 132 | 10.2 |
| 2011    | Eric Breitenstein, WOF (5)   | 12 | 19 | 0  | 0  | 114 | 9.5  |
| 2012    | Aaron Mellette, Elon (5)     | 11 | 18 | 0  | 0  | 108 | 9.8  |
| 2013    | Marcus Cox, APP              | 12 | 21 | 0  | 0  | 126 | 10.5 |
| 2014    | Denzel Williams, SAM (18)    | 11 | 16 | 0  | 0  | 96  | 8.7  |
| 2015    | Anthony Pistelli, SAM (7)    | 11 | 0  | 41 | 20 | 101 | 9.2  |
| 2016    | Detrez Newsome, WCU (11)     | 11 | 15 | 0  | 0  | 92  | 8.4  |
| 2017    | Antonio Wilcox, FUR (33)     | 13 | 15 | 0  | 0  | 90  | 6.9  |
|         | Andre Stoddard, WOF (33)     | 13 | 15 | 0  | 0  | 90  | 6.9  |
| 2018    | Mitchell Fineran, SAM (19)   | 11 | 0  | 50 | 13 | 89  | 8.1  |
| 2019    | Alex Ramsey, VMI (3)         | 12 | 22 | 2* | 0  | 134 | 11.2 |
| 2020-21 | Mitchell Fineran, SAM (5)    | 7  | 0  | 32 | 15 | 77  | 11.0 |
| 2021    | Montrell Washington, SAM (4) | 11 | 18 | 0  | 0  | 108 | 9.8  |
| 2022    | Devron Harper, MER (13)      | 11 | 16 | 0  | 0  | 96  | 8.7  |
|         | Jacob Saylor, ETSU (13)      | 11 | 16 | 0  | 0  | 96  | 8.7  |

\*2-point conversions

## ALL-PURPOSE YARDAGE

| Year | Player, School                 | G  | Rush-Rec. | PR-KR   | Yards | YPG   |
|------|--------------------------------|----|-----------|---------|-------|-------|
| 1970 | Phil Mosser, W&M               | 11 | 1,286-139 | 0-447   | 1,872 | 170.2 |
| 1971 | Phil Mosser, W&M               | 10 | 885-212   | 0-617   | 1,714 | 171.4 |
| 1972 | Carlester Crumpler, ECU        | 11 | 1,309-4   | 0-185   | 1,498 | 136.2 |
| 1973 | Ronnie Moore, VMI              | 11 | 78-676    | 164-378 | 1,296 | 117.8 |
| 1974 | Andrew Johnson, CIT            | 11 | 1,373-440 | 0-0     | 1,813 | 164.8 |
| 1975 | Emmitt Hamilton, APP           | 11 | 844-291   | 0-49    | 1,184 | 107.6 |
| 1976 | Jim Krusi, W&M                 | 11 | 1,164-27  | 0-17    | 1,208 | 109.8 |
| 1977 | Ray Crisp, MAR                 | 11 | 6-594     | 173-772 | 1,545 | 140.5 |
| 1978 | Gerald Harp, WCU               | 11 | 46-1,145  | 5-361   | 1,557 | 141.5 |
| 1979 | Floyd Allen, VMI               | 11 | 1,249-169 | 3-30    | 1,451 | 131.9 |
| 1980 | Stump Mitchell, CIT            | 11 | 1,647-57  | 0-0     | 1,704 | 154.9 |
| 1981 | Stanford Jennings, FUR         | 11 | 1,168-183 | 0-0     | 1,351 | 122.8 |
| 1982 | Jerry Butler, ETSU             | 11 | 644-72    | 79-544  | 1,339 | 121.7 |
| 1983 | Stanford Jennings, FUR (15)    | 11 | 1,260-306 | 0-0     | 1,566 | 142.4 |
| 1984 | Eric Rasheed, WCU (7)          | 11 | 19-1,091  | 0-437   | 1,547 | 140.6 |
| 1985 | John Settle, APP (18)          | 11 | 1,340-77  | 0-0     | 1,417 | 128.8 |
| 1986 | John Settle, APP (6)           | 11 | 1,661-117 | 0-78    | 1,856 | 168.7 |
| 1987 | Ron Darby, MAR (10)            | 11 | 1,020-159 | 0-437   | 1,616 | 146.9 |
| 1988 | Otis Washington, WCU (1)       | 11 | 66-907    | 0-1113  | 2,086 | 189.6 |
| 1989 | George Searcy, ETSU (5)        | 10 | 1,324-343 | 0-0     | 1,667 | 166.7 |
| 1990 | Derrick Hollins, ETSU          | 11 | 935-276   | 0-90    | 1,301 | 118.3 |
| 1991 | Chip Hooks, APP                | 10 | 1,062-270 | 0-0     | 1,332 | 133.2 |
| 1992 | Troy Brown, MAR (3)            | 11 | 155-1,109 | 101-482 | 1,847 | 167.9 |
| 1993 | Chris Parker, MAR (7)          | 11 | 1,370-292 | 0-133   | 1,795 | 163.2 |
| 1994 | Thomas Haskins, VMI (6)        | 11 | 1,509-50  | 0-464   | 2,023 | 183.9 |
| 1995 | Thomas Haskins, VMI (6)        | 11 | 1,548-33  | 0-553   | 2,134 | 194.0 |
| 1996 | Thomas Haskins, VMI (7)        | 11 | 1,698-66  | 216-112 | 2,092 | 190.2 |
| 1997 | Anthony Stringfield, ETSU (22) | 11 | 7-638     | 332-584 | 1,547 | 140.6 |
| 1998 | Adrian Peterson, GSU (7)       | 11 | 1,932-33  | 0-0     | 1,965 | 178.6 |
| 1999 | Adrian Peterson, GSU (5)       | 11 | 1,807-163 | 0-0     | 1,970 | 179.1 |
| 2000 | Louis Ivory, FUR (3)           | 11 | 2,079-14  | 0-0     | 2,093 | 190.3 |
| 2001 | Louis Ivory, FUR (24)          | 11 | 1,492-80  | 0-0     | 1,572 | 142.9 |
| 2002 | Jeremy Grier, UTC (37)         | 10 | 5-521     | 0-682   | 1,208 | 120.8 |
| 2003 | Jermaine Austin, GSU (31)      | 11 | 1,461-8   | 0-0     | 1,469 | 133.5 |
| 2004 | DaVon Fowlkes, APP (1)         | 11 | 82-1,618  | 194-419 | 2,313 | 210.3 |
| 2005 | Kevin Richardson, APP (18)     | 15 | 266-1,433 | 52-588  | 2,021 | 135.9 |
| 2006 | Tory Cooper, CIT (21)          | 11 | 807-247   | 89-305  | 1,448 | 131.6 |
| 2007 | Mike Malone, WCU (4)           | 11 | 563-197   | 0-1,383 | 2,143 | 194.8 |

|         |                             |    |           |         |       |       |
|---------|-----------------------------|----|-----------|---------|-------|-------|
| 2008    | Andre Roberts, CIT (14)     | 12 | 94-1,334  | 461-19  | 1,908 | 159.0 |
| 2009    | Terrell Hudgins, Elon (17)  | 12 | 0-1,633   | 0-0     | 1,633 | 136.1 |
| 2010    | Brian Sutherland, UTC (11)  | 11 | 180-729   | 0-941   | 1,823 | 165.7 |
| 2011    | Fabian Truss, SAM (4)       | 10 | 847-137   | 0-790   | 1,774 | 177.4 |
| 2012    | Fabian Truss, SAM (3)       | 11 | 1,063-291 | 0-624   | 1,978 | 179.8 |
| 2013    | Fabian Truss, SAM (3)       | 12 | 877-295   | 295-738 | 2,205 | 183.8 |
| 2014    | Chandler Curtis, MER (43)   | 12 | 92-564    | 271-506 | 1,433 | 119.4 |
| 2015    | Detrez Newsome, WCU (6)     | 11 | 1109-281  | 0-389   | 1,779 | 161.7 |
| 2016    | Detrez Newsome, WCU (1)     | 11 | 1031-342  | 0-970   | 2,343 | 213.0 |
| 2017    | Detrez Newsome, WCU (1)     | 9  | 1100-205  | 0-231   | 1,536 | 170.7 |
| 2018    | Kelvin McKnight, SAM (8)    | 11 | 0-1,453   | 188-0   | 1,641 | 149.2 |
| 2019    | Quay Holmes, ETSU (6)       | 12 | 1,143-134 | 0-628   | 1,905 | 158.8 |
| 2020-21 | Quay Holmes, ETSU (2)       | 6  | 640-55    | 0-399   | 1,094 | 182.3 |
| 2021    | Montrell Washinton, SAM (1) | 11 | 140-813   | 243-742 | 1,938 | 176.2 |
| 2022    | Devron Harper, MER (4)      | 11 | 199-987   | 169-523 | 1,878 | 170.7 |

## KICKOFF RETURNS

| Year | Player, School             | No | Yards | Avg. |
|------|----------------------------|----|-------|------|
| 1958 | Pete Johnson, VMI          | 8  | 251   | 31.4 |
| 1959 | Alger Pugh, VT             | 12 | 305   | 25.4 |
| 1960 | Roger Hale, W&M            | 14 | 321   | 22.9 |
| 1961 | Dick Drummond, GW          | 8  | 330   | 41.3 |
| 1962 | Eddie Taylor, CIT          | 18 | 377   | 20.9 |
| 1963 | Dick Drummond, GW          | 16 | 403   | 25.2 |
| 1964 | Chuck Albertson, W&M       | 15 | 329   | 21.9 |
| 1965 | Garrett Ford, WVU          | 13 | 353   | 27.2 |
| 1966 | Jim McMillan, CIT          | 21 | 435   | 20.7 |
| 1967 | Jim Burg, VMI              | 20 | 424   | 21.2 |
| 1968 | Steve Brackett, CIT        | 20 | 397   | 19.9 |
| 1969 | Bob Duncan, CIT            | 14 | 288   | 20.6 |
| 1970 | Steve Crislip, FUR         | 15 | 438   | 29.2 |
| 1971 | Phil Mosser, W&M           | 26 | 617   | 23.7 |
| 1972 | Doug Gerhart, W&M          | 12 | 355   | 29.5 |
| 1973 | Dick Pawlewicz, W&M        | 24 | 584   | 24.3 |
| 1974 | Dick Pawlewicz, W&M        | 15 | 426   | 28.4 |
| 1975 | Ronnie Moore, VMI          | 8  | 230   | 28.8 |
| 1976 | Jimmy Kiser, FUR           | 14 | 333   | 23.8 |
| 1977 | Tony Ball, UTC             | 13 | 473   | 36.4 |
| 1978 | Charles Fowler, APP        | 21 | 555   | 26.4 |
| 1979 | Danny Miller, CIT          | 15 | 383   | 25.5 |
| 1980 | Ronnie Horton, ETSU        | 30 | 734   | 24.5 |
| 1981 | Mark Bridgman, FUR         | 15 | 368   | 24.5 |
| 1982 | Jerry Butler, ETSU (5)     | 21 | 544   | 25.9 |
| 1983 | Danny Abercrombie, MAR (4) | 20 | 535   | 26.7 |
| 1984 | Danny Abercrombie, MAR     | 10 | 272   | 27.2 |
| 1985 | Mark Rudder, FUR (13)      | 22 | 499   | 22.7 |
| 1986 | Ron Darby, MAR             | 14 | 327   | 23.4 |
| 1987 | Keith Isom, APP            | 19 | 489   | 25.7 |

|         |                           |    |       |      |
|---------|---------------------------|----|-------|------|
| 1988    | Albert Burt, ETSU (8)     | 22 | 568   | 25.8 |
| 1989    | Shoun Habersham, UTC (10) | 22 | 554   | 25.2 |
| 1990    | Daryl Rogers, FUR         | 11 | 260   | 23.6 |
| 1991    | Jerry Ellison, UTC (5)    | 13 | 368   | 28.3 |
|         | Troy Brown, MAR           | 12 | 468   | 39.0 |
| 1992    | Kerry Hayes, WCU (7)      | 20 | 545   | 27.3 |
| 1993    | Kerry Hayes, WCU (2)      | 16 | 584   | 36.5 |
| 1994    | Thomas Haskins, VMI (5)   | 15 | 464   | 30.9 |
| 1995    | Josh Cole, FUR (1)        | 17 | 546   | 32.1 |
| 1996    | Randy Moss, FUR (1)       | 14 | 484   | 34.6 |
| 1997    | Stefpon Hawkins, UTC (3)  | 15 | 407   | 27.1 |
| 1998    | Tyron Berrian, FUR (12)   | 17 | 461   | 27.1 |
| 1999    | Des Kitchings, FUR        | 12 | 441   | 36.8 |
| 2000    | Richard Holland, VMI (1)  | 19 | 628   | 33.1 |
| 2001    | Brian Bratton, FUR (1)    | 14 | 521   | 37.2 |
| 2002    | Bud Pough, CIT (10)       | 18 | 487   | 27.1 |
| 2003    | Lewis Barr, GSU (3)       | 20 | 598   | 29.9 |
| 2004    | DaVon Fowlkes, APP (36)   | 18 | 419   | 23.3 |
| 2005    | Mike Malone, WCU (2)      | 17 | 532   | 31.3 |
| 2006    | Michael Mayers, Elon (10) | 16 | 408   | 25.5 |
| 2007    | Michael Mayers, Elon (7)  | 30 | 863   | 28.8 |
| 2008    | Bo Williamson, Elon (21)  | 15 | 380   | 25.3 |
| 2009    | Stephon Shelton, WOF (13) | 22 | 568   | 25.8 |
| 2010    | Laron Scott, GSU (20)     | 44 | 1,161 | 26.4 |
| 2011    | Laron Scott, GSU (3)      | 34 | 1,040 | 30.6 |
| 2012    | Jerodis Williams, FUR (1) | 16 | 574   | 35.9 |
| 2013    | Fabian Truss, SAM (2)     | 23 | 738   | 32.1 |
| 2014    | Chandler Curtis, MER (4)  | 17 | 506   | 29.8 |
| 2015    | K'rondis Larry, SAM (31)  | 23 | 565   | 24.6 |
| 2016    | Detrez Newsome, WCU (28)  | 40 | 970   | 24.2 |
| 2017    | Thomas Gordon, FUR (12)   | 14 | 353   | 25.2 |
| 2018    | Dejuan Bell, FUR (22)     | 10 | 489   | 25.7 |
| 2019    | Korey Bridy, VMI (5)      | 32 | 887   | 27.7 |
| 2020-21 | T.J. Luther, WOF (1)      | 6  | 179   | 29.8 |
| 2021    | Calvin Jones, WCU (2)     | 19 | 590   | 31.1 |
| 2022    | Devron Harper, MER (8)    | 18 | 523   | 29.1 |

**PUNT RETURNS**

| Year | Player, School           | No. | Yards | Avg. |
|------|--------------------------|-----|-------|------|
| 1964 | Billy Cline, ECU         | 19  | 175   | 9.2  |
| 1965 | Eddie Willis, VMI        | 24  | 349   | 14.5 |
| 1966 | John Mallory, WVU        | 17  | 254   | 14.9 |
| 1967 | John Mallory, WVU        | 36  | 453   | 12.6 |
| 1968 | Kerr Kump, VMI           | 32  | 327   | 10.2 |
| 1969 | George Hannen, DAV       | 21  | 471   | 22.4 |
| 1970 | Jeff Varnadoe, CIT       | 31  | 406   | 13.1 |
| 1971 | Jeff Varnadoe, CIT       | 33  | 455   | 13.8 |
| 1972 | Dave Ingold, DAV         | 8   | 154   | 19.3 |
| 1973 | Vince Perone, FUR        | 20  | 240   | 12.0 |
| 1974 | Devon Ford, APP          | 35  | 568   | 16.2 |
| 1975 | Devon Ford, APP          | 21  | 260   | 12.4 |
| 1976 | Gerald Hall, ECU         | 26  | 302   | 11.6 |
| 1977 | Kenny Mitchell, UTC      | 20  | 280   | 14.0 |
| 1978 | Kenny Mitchell, UTC      | 24  | 242   | 10.1 |
| 1979 | Gary Parris, UTC         | 13  | 91    | 7.0  |
| 1980 | Gary Woodburn, UTC       | 13  | 153   | 11.8 |
| 1981 | Jerry Butler, ETSU       | 15  | 169   | 11.3 |
| 1982 | David McCrary, UTC (5)   | 24  | 285   | 11.9 |
| 1983 | David McCrary, UTC (11)  | 35  | 385   | 11.0 |
| 1984 | Chas Fox, FUR (15)       | 25  | 277   | 11.1 |
| 1985 | David McCrary, UTC (6)   | 28  | 339   | 12.1 |
| 1986 | Jerome Norris, FUR       | 18  | 152   | 8.4  |
| 1987 | Rodney Landreth, ETSU    | 23  | 179   | 7.8  |
| 1988 | Mark Stock, VMI          | 30  | 260   | 8.7  |
| 1989 | Anthony Smith, APP       | 20  | 239   | 12.0 |
| 1990 | Ricardo Clark, MAR       | 41  | 366   | 8.9  |
| 1991 | Troy Brown, MAR (2)      | 24  | 354   | 14.8 |
| 1992 | Kerry Hayes, WCU (5)     | 16  | 231   | 14.4 |
| 1993 | Dexter Dawson, GSU (13)  | 32  | 366   | 11.4 |
| 1994 | Timmy Williams, VMI (16) | 17  | 203   | 11.9 |
| 1995 | Dexter Dawson, GSU (3)   | 19  | 284   | 15.0 |
| 1996 | Stefpon Hawkins, UTC     | 14  | 268   | 19.1 |
| 1997 | Tony Young, WOF (9)      | 12  | 168   | 14.0 |
| 1998 | Corey Joyner, GSU        | 17  | 253   | 14.9 |
| 1999 | Keyandre Fenn, ETSU (10) | 14  | 196   | 14.0 |
| 2000 | Teray Frost, VMI         | 17  | 225   | 13.2 |
| 2001 | Cecil Moore, ETSU        | 13  | 169   | 13.0 |
| 2002 | Bear Rinehart, FUR (5)   | 17  | 253   | 14.9 |
| 2003 | DaVon Fowlkes, APP (31)  | 26  | 279   | 10.7 |
| 2004 | Teddy Craft, GSU (20)    | 17  | 193   | 11.4 |
| 2005 | Dwayne Ijames, Elon (39) | 21  | 185   | 8.8  |
| 2006 | Dexter Jackson, APP (14) | 30  | 369   | 12.3 |

|         |                              |    |     |      |
|---------|------------------------------|----|-----|------|
| 2007    | Jordan Hazard, UTC (12)      | 18 | 231 | 12.8 |
| 2008    | Andre Roberts, CIT (1)       | 24 | 461 | 19.2 |
| 2009    | Andre Roberts, CIT (6)       | 14 | 217 | 15.5 |
| 2010    | Greg Adams, CIT (45)         | 22 | 158 | 7.2  |
| 2011    | Riley Hawkins, SAM           | 12 | 133 | 11.1 |
| 2012    | Riley Hawkins, SAM (14)      | 26 | 276 | 10.6 |
| 2013    | Fabian Truss, SAM (4)        | 20 | 295 | 14.8 |
| 2014    | Tommy Hudson, UTC (28)       | 16 | 145 | 9.1  |
| 2015    | Dane Forlines, VMI (5)       | 15 | 194 | 7.4  |
| 2016    | Deandre Schoultz, CIT (10)   | 29 | 345 | 11.9 |
| 2017    | Brandon Dowdell, UTC (6)     | 13 | 164 | 12.6 |
| 2018    | Daquan Patten, WCU (25)      | 11 | 124 | 8.9  |
| 2019    | Montrell Washington, SAM (1) | 15 | 328 | 21.9 |
| 2020-21 | Alijah Huzzie, ETSU (5)      | 9  | 124 | 13.8 |
| 2021    | Montrell Washington, SAM (2) | 14 | 243 | 17.4 |
| 2022    | AJ Colombo, WCU              | 13 | 85  | 6.5  |

**INTERCEPTIONS**


| Year | Player, School             | No. | Yards |
|------|----------------------------|-----|-------|
| 1959 | Alger Pugh, VT             | 5   | 103   |
|      | Ed Hino, GW                | 5   | 14    |
| 1960 | Duncan Morton, DAV         | 4   | 18    |
|      | Johnny Watkins, VT         | 4   | 210   |
| 1961 | Tony Carmignani, FUR       | 6   | 123   |
| 1962 | Joe Cannarella, CIT        | 6   | 49    |
| 1963 | Dick Kern, W&M             | 8   | 116   |
| 1964 | Lavern Barrs, FUR          | 6   | 22    |
| 1965 | Bobby Ellis, ECU           | 5   | 67    |
|      | Todd Hicks, ECU            | 5   | 55    |
| 1966 | Bobby Ellis, ECU           | 7   | 41    |
| 1967 | Kerr Kump, VMI             | 7   | 160   |
| 1968 | Steve Garrett, ECU         | 6   | 54    |
|      | Whit Morrow, DAV           | 6   | 75    |
| 1969 | Jimmy King, CIT            | 6   | 79    |
| 1970 | Jeff Varnadoe, CIT         | 9   | 251   |
| 1971 | Mike Fabian, FUR           | 5   | 62    |
|      | Jack Patterson, ECU        | 5   | 40    |
|      | Paul Scolaro, W&M          | 5   | 9     |
| 1972 | Vince Perone, FUR          | 10  | 70    |
| 1973 | Jim Bolding, ECU           | 7   | 84    |
| 1974 | Curtis Boyd, FUR           | 6   | 105   |
| 1975 | Jim Bolding, ECU           | 10  | 51    |
| 1976 | Gerald Hall, ECU           | 6   | 153   |
| 1977 | Kevin White, CIT           | 7   | 102   |
| 1978 | Russ Huesman, UTC          | 4   | 72    |
| 1979 | Al McCloud, UTC            | 7   | 68    |
| 1980 | Chris Carter, CIT          | 6   | 68    |
|      | Richard Ward, UTC          | 6   | 55    |
| 1981 | Paul Humphries, UTC        | 6   | 54    |
| 1982 | Frank Ladson, VMI          | 7   | 29    |
|      | Steve Umberger, VMI        | 7   | 67    |
| 1983 | Tiger Greene, WCU          | 6   | 26    |
| 1984 | Tiger Greene, WCU          | 6   | 51    |
| 1985 | Phillip Aldridge, UTC (T6) | 8   | 142   |
| 1986 | Reggie Giles, MAR (T5)     | 8   | 160   |
| 1987 | J.D. Cauthen, CIT (T5)     | 8   | 79    |
|      | Reggie Solomon, UTC        | 8   | 44    |
| 1988 | Rick Harris, ETSU (T15)    | 6   | 139   |
|      | Mike Lowman, UTC           | 6   | 28    |
| 1989 | Ricky Gardin, WCU          | 4   | 69    |
|      | Shannon Walker, CIT        | 4   | 39    |
|      | Tony Skole, CIT            | 4   | 4     |
| 1990 | Joe Chirico, MAR           | 5   | 37    |
|      | Boo Lassister, VMI         | 5   | 28    |
| 1991 | Mark Mayo, APP             | 5   | 33    |
|      | Dewayne Arkadie, VMI       | 5   | 39    |
|      | Shannon Walker, CIT        | 5   | 33    |
| 1992 | Torrence Forney, CIT (4)   | 7   | 71    |
| 1993 | Donnie Abraham, ETSU (T8)  | 7   | 20    |
| 1994 | Matt Stevens, APP (T1)     | 7   | 67    |
| 1995 | Donnie Abraham, ETSU (T30) | 5   | 189   |
|      | Brancis Williams, GSU      | 5   | 62    |
| 1996 | Ron Faugue, UTC (T19)      | 6   | 61    |
| 1997 | John Keith, FUR (46)       | 4   | 103   |
|      | Tony Young, WOF            | 4   | 92    |
| 1998 | Arkee Thompson, GSU (T11)  | 6   | 47    |
|      | Marcus Johnson, CIT        | 6   | 33    |
| 1999 | Arkee Thompson, GSU (T24)  | 5   | 74    |
|      | Corey Hall, APP            | 5   | 76    |
|      | Remi Awolowo, APP          | 5   | 86    |
| 2000 | Justin Fryer, WCU          | 7   | 78    |
| 2001 | Tony Tiller, ETSU (5)      | 7   | 102   |

# ANNUAL INDIVIDUAL LEADERS

|         |                             |    |     |
|---------|-----------------------------|----|-----|
| 2002    | Cam Newton, FUR (15)        | 6  | 101 |
|         | Musa Sarki, VMI (20)        | 6  | 134 |
|         | Montreal Harkley, ETSU (20) | 6  | 107 |
|         | Rodney Johnson, FUR (20)    | 6  | 74  |
| 2003    | Corey Lynch, APP (4)        | 6  | 61  |
|         | Montreal Harkley, ETSU      | 6  | 75  |
|         | Matt Nelson, WOF            | 6  | 61  |
| 2004    | A.J. Bryant, GSU (19)       | 6  | 165 |
| 2005    | Brian Ford, WOF (5)         | 6  | 5   |
| 2006    | Brandon Jackson, GSU (T10)  | 5  | 17  |
| 2007    | Corey Lynch, APP (24)       | 6  | 114 |
| 2008    | Mark LeGree, APP (1)        | 10 | 32  |
| 2009    | Mark LeGree, APP (T13)      | 7  | 81  |
| 2010    | Torez Jones, WCU (2)        | 12 | 54  |
| 2011    | Demetrius McCray, APP (18)  | 5  | 8   |
| 2012    | Jaquiski Tartt, SAM (24)    | 4  | 132 |
| 2013    | Chris Armfield, WOF (68)    | 3  | 34  |
| 2014    | Trey Morgan, WCU (5)        | 6  | 0   |
| 2015    | Trey Robinson, FUR (22)     | 4  | 1   |
| 2016    | Dee Delaney, CIT (10)       | 6  | 103 |
| 2017    | Marvin Tillman, WCU (8)     | 5  | 80  |
| 2018    | Tyree Robinson, ETSU (7)    | 6  | 95  |
| 2019    | Artevious Smith, ETSU (10)  | 5  | 63  |
| 2020-21 | Chris Edmonds, SAM (3)      | 4  | 90  |
| 2021    | Destin Mack, CIT (6)        | 5  | 142 |
|         | Tyree Robinson, ETSU (6)    | 5  | 129 |
|         | Brandon Dowdell, UTC (6)    | 5  | 37  |
|         | Jerrell Lawson, UTC (6)     | 5  | 44  |
| 2022    | Alijah Huzzie, ETSU (2)     | 6  | 100 |
|         | Kameron Brown, UTC (2)      | 6  | 110 |

## PUNTING

| Year | Player, School        | No. | Yards | Avg. |
|------|-----------------------|-----|-------|------|
| 1953 | Jimmy Thacker, DAV    | 20  | 858   | 42.9 |
| 1954 | Bobby Jordan, VMI     | 21  | 812   | 38.7 |
| 1955 | Bob Wolfensen, VT     | 29  | 1,157 | 39.9 |
| 1956 | Bob Snider, WVU       | 15  | 585   | 39.0 |
| 1957 | Bobby Jordan, VMI     | 39  | 1,642 | 42.1 |
| 1958 | Sam Horner, VMI       | 28  | 1,193 | 42.6 |
| 1959 | Paul Maguire, CIT     | 32  | 1,370 | 42.8 |
| 1960 | Butch Porter, W&M     | 22  | 887   | 40.3 |
| 1961 | Clyde Marsh, CIT      | 46  | 1,863 | 40.5 |
| 1962 | Jake Adams, VT        | 25  | 970   | 38.8 |
| 1963 | Kroghie Andersen, CIT | 38  | 1,581 | 41.6 |
| 1964 | Carl Rhodes, VMI      | 43  | 1,651 | 38.4 |
| 1965 | Mike Bragg, UR        | 67  | 2,794 | 41.7 |
| 1966 | Mike Bragg, UR        | 58  | 2,482 | 42.8 |



Chattanooga's Pumpu Tudors led the SoCon in punting in 1989 and 1990, with his 1989 average (43.3) leading the FCS and his 1990 mark (44.6) ranking third

|         |                              |    |       |      |
|---------|------------------------------|----|-------|------|
| 1967    | Mike Bragg, UR               | 78 | 3,229 | 41.4 |
| 1968    | Jimmy Jordan, FUR            | 84 | 3,368 | 40.1 |
| 1969    | Carrington Herbert, W&M      | 68 | 2,454 | 36.1 |
| 1970    | David Cripe, W&M             | 62 | 2,449 | 39.5 |
| 1971    | Russell Brown, W&M           | 51 | 2,183 | 42.8 |
| 1972    | Jay Jones, UR                | 66 | 2,666 | 40.4 |
| 1973    | Joe Parker, APP              | 59 | 2,503 | 42.4 |
| 1974    | Joe Parker, APP              | 63 | 2,788 | 44.3 |
| 1975    | Joe Parker, APP              | 43 | 1,830 | 42.6 |
| 1976    | Joe Parker, APP              | 50 | 2,211 | 44.2 |
| 1977    | Greg Cater, UTC              | 58 | 2,426 | 41.8 |
| 1978    | Greg Cater, UTC              | 68 | 2,860 | 42.1 |
| 1979    | Greg Cater, UTC              | 62 | 2,638 | 42.5 |
| 1980    | John Johnson, FUR            | 58 | 2,345 | 40.4 |
| 1981    | John Johnson, FUR            | 34 | 1,413 | 41.6 |
| 1982    | John Howell, UTC (3)         | 61 | 2,616 | 42.9 |
| 1983    | Pat Velarde, MAR (1)         | 64 | 2,853 | 44.6 |
| 1984    | Steve Kornegay, WCU (1)      | 49 | 2,127 | 43.4 |
| 1985    | George Cimadevilla, ETSU (2) | 66 | 2,948 | 44.7 |
| 1986    | Greg Davis, CIT (1)          | 61 | 2,723 | 44.6 |
| 1987    | Anthony Bare, WCU            | 55 | 2,183 | 39.7 |
| 1988    | Billy Smith, UTC (6)         | 79 | 3,273 | 41.4 |
| 1989    | Pumpy Tudors, UTC (1)        | 65 | 2,817 | 43.3 |
| 1990    | Pumpy Tudors, UTC (3)        | 63 | 2,810 | 44.6 |
| 1991    | Harold Alexander, APP (1)    | 64 | 3,009 | 47.0 |
| 1992    | Harold Alexander, APP (1)    | 55 | 2,245 | 40.8 |
| 1993    | Ronnie McCutchan, FUR (2)    | 47 | 2,057 | 43.8 |
| 1994    | Josh Siefkin, UTC (12)       | 42 | 1,735 | 41.3 |
| 1995    | Josh Siefken, UTC (3)        | 60 | 2,484 | 41.4 |
| 1996    | Chris Hanson, MAR            | 38 | 1,739 | 45.8 |
| 1997    | Ken Hinsley, WCU (4)         | 46 | 2,032 | 44.2 |
| 1998    | Ken Hinsley, WCU (3)         | 57 | 2,536 | 44.5 |
| 1999    | Brian Reilly, APP (5)        | 41 | 1,739 | 42.4 |
| 2000    | Nate McKinney, APP (4)       | 48 | 2,042 | 42.5 |
| 2001    | Jimmy Miner, WOF (8)         | 48 | 2,016 | 42.0 |
| 2002    | Brent Barth, VMI (3)         | 64 | 3,032 | 47.4 |
| 2003    | Nate McKinney, APP (3)       | 74 | 3,294 | 44.5 |
| 2004    | Tim Mayse, WCU (26)          | 51 | 2,032 | 39.8 |
| 2005    | Tim Mayse, WCU (11)          | 49 | 2,048 | 41.8 |
| 2006    | Brandon Lane, Elon (11)      | 35 | 1,485 | 42.4 |
| 2007    | Brandon Lane, Elon (8)       | 48 | 2,060 | 42.9 |
| 2008    | Brandon Lane, Elon (-)       | 40 | 1,659 | 41.5 |
| 2009    | Bob Hooper, SAM (13)         | 73 | 3,026 | 41.5 |
| 2010    | Charlie Edwards, GSU (17)    | 56 | 2,298 | 41.0 |
| 2011    | Cass Couey, CIT (5)          | 40 | 1,719 | 43.0 |
| 2012    | Sam Martin, APP (3)          | 60 | 2,755 | 45.9 |
| 2013    | Bentlee Critcher, APP        | 52 | 2,340 | 45.9 |
| 2014    | Greg Peranich, SAM (13)      | 52 | 2,229 | 42.9 |
| 2015    | Matt Shiel, MER (7)          | 44 | 1,941 | 44.1 |
| 2016    | Ian Berryman, WCU (4)        | 52 | 2,335 | 44.9 |
| 2017    | Austin Barnard, SAM (2)      | 54 | 2,441 | 45.2 |
| 2018    | Matt Campbell, CIT (5)       | 51 | 2,264 | 44.4 |
| 2019    | Matt Campbell, CIT (8)       | 35 | 1,542 | 44.1 |
| 2020-21 | Landon Parker, ETSU (5)      | 20 | 900   | 45.0 |
| 2021    | Matt Campbell, CIT (9)       | 45 | 1,989 | 44.2 |
| 2022    | Jack Culbreath, VMI (9)      | 64 | 2,792 | 43.6 |

Note: National ranking in parenthesis

## TOTAL OFFENSE

| Year    | Team                  | G  | Plays | Yards | APP | YPG   | TD |
|---------|-----------------------|----|-------|-------|-----|-------|----|
| 1953    | West Virginia         | 9  | 593   | 3,398 | 5.7 | 339.8 | 43 |
| 1954    | West Virginia         | 9  | 590   | 3,014 | 5.1 | 334.9 | 31 |
| 1955    | West Virginia         | 10 | 642   | 3,845 | 6.0 | 384.5 | 43 |
| 1956    | Virginia Tech         | 10 | 720   | 3,559 | 4.9 | 355.9 | 40 |
| 1957    | West Virginia         | 10 | 674   | 3,047 | 4.5 | 304.7 | 27 |
| 1958    | West Virginia         | 10 | 720   | 3,319 | 4.6 | 331.9 | 38 |
| 1959    | VMI                   | 10 | 622   | 3,206 | 5.2 | 320.6 | 36 |
| 1960    | Furman                | 10 | 638   | 2,929 | 4.6 | 292.9 | 28 |
| 1961    | Furman                | 10 | 493   | 2,972 | 6.0 | 297.2 | 19 |
| 1962    | West Virginia         | 10 | 626   | 3,262 | 5.2 | 326.2 | 30 |
| 1963    | William & Mary        | 10 | 627   | 2,921 | 4.7 | 292.1 | 22 |
| 1964    | Virginia Tech         | 10 | 600   | 2,958 | 4.9 | 295.8 | 31 |
| 1965    | East Carolina         | 9  | 663   | 3,305 | 5.0 | 367.2 | 38 |
| 1966    | Davidson              | 9  | 649   | 3,017 | 4.7 | 335.2 | 29 |
| 1967    | Davidson              | 9  | 714   | 3,199 | 4.5 | 355.4 | 27 |
| 1968    | Richmond              | 10 | 763   | 3,473 | 4.6 | 347.3 | 31 |
| 1969    | The Citadel           | 10 | 781   | 3,772 | 4.8 | 377.2 | 35 |
| 1970    | Davidson              | 10 | 678   | 3,589 | 5.3 | 358.9 | 28 |
| 1971    | The Citadel           | 11 | 777   | 5,030 | 6.5 | 457.3 | 46 |
| 1972    | William & Mary        | 11 | 841   | 4,357 | 5.2 | 396.1 | 33 |
| 1973    | East Carolina         | 11 | 811   | 4,245 | 5.2 | 385.9 | 44 |
| 1974    | William & Mary        | 11 | 766   | 3,905 | 5.1 | 355.0 | 28 |
| 1975    | Appalachian State     | 11 | 861   | 4,625 | 5.4 | 420.5 | 42 |
| 1976    | Furman                | 11 | 795   | 4,114 | 5.2 | 374.0 | 26 |
| 1977    | Western Carolina      | 11 | 823   | 4,471 | 5.4 | 406.5 | 39 |
| 1978    | Furman                | 11 | 817   | 4,648 | 5.7 | 422.5 | 43 |
| 1979    | Chattanooga           | 11 | 765   | 4,539 | 5.9 | 412.6 | 47 |
| 1980    | Chattanooga           | 11 | 741   | 4,554 | 6.1 | 414.0 | 40 |
| 1981    | Appalachian State     | 11 | 832   | 4,645 | 5.6 | 422.3 | 29 |
| 1982    | Furman (9)            | 11 | 830   | 4,285 | 5.2 | 389.5 | 38 |
| 1983    | Furman (3)            | 11 | 852   | 5,084 | 6.0 | 462.2 | 52 |
| 1984    | Furman (4)            | 11 | 768   | 4,974 | 6.5 | 452.2 | 50 |
| 1985    | Furman (5)            | 11 | 787   | 5,128 | 6.5 | 466.2 | 51 |
| 1986    | Furman                | 11 | 800   | 4,007 | 5.0 | 364.3 | 39 |
| 1987    | Marshall (3)          | 11 | 862   | 4,987 | 5.8 | 453.4 | 43 |
| 1988    | Marshall (11)         | 11 | 845   | 4,481 | 5.3 | 407.4 | 43 |
| 1989    | Furman                | 11 | 719   | 4,338 | 6.0 | 394.4 | 45 |
| 1990    | Furman (15)           | 11 | 770   | 4,590 | 6.0 | 417.3 | 40 |
| 1991    | Marshall (10)         | 11 | 709   | 4,705 | 6.6 | 427.7 | 55 |
| 1992    | Marshall (2)          | 11 | 796   | 5,397 | 6.8 | 490.6 | 63 |
| 1993    | Western Carolina (19) | 11 | 697   | 4,521 | 6.5 | 411.0 | 29 |
| 1994    | Marshall (14)         | 11 | 764   | 4,855 | 6.4 | 441.6 | 63 |
| 1995    | Marshall (1)          | 11 | 812   | 4,642 | 5.7 | 422.0 | 46 |
| 1996    | Marshall (3)          | 11 | 743   | 5,105 | 6.9 | 464.1 | 62 |
| 1997    | ETSU (13)             | 11 | 764   | 4,755 | 6.2 | 432.3 | 45 |
| 1998    | ETSU                  | 11 | 764   | 4,755 | 6.5 | 432.3 | 45 |
| 1999    | Georgia Southern (1)  | 11 | 795   | 6,069 | 7.6 | 551.7 | 71 |
| 2000    | Chattanooga (8)       | 11 | 802   | 4,989 | 6.2 | 453.6 | 31 |
| 2001    | Georgia Southern (25) | 11 | 717   | 4,505 | 6.3 | 409.5 | 48 |
| 2002    | Georgia Southern (3)  | 14 | 981   | 6,575 | 6.7 | 469.6 | 63 |
| 2003    | Georgia Southern (19) | 11 | 779   | 4,561 | 5.9 | 414.6 | 37 |
| 2004    | Georgia Southern (3)  | 12 | 896   | 5,860 | 6.5 | 488.3 | 77 |
| 2005    | Furman (7)            | 14 | 1,061 | 6,580 | 6.2 | 470.0 | 64 |
| 2006    | Appalachian State (3) | 15 | 1,006 | 6,265 | 6.2 | 417.7 | 66 |
| 2007    | Appalachian State (1) | 15 | 1,088 | 7,325 | 6.7 | 488.3 | 85 |
| 2008    | Wofford (2)           | 12 | 814   | 5,606 | 6.9 | 467.2 | 58 |
| 2009    | Appalachian State (3) | 14 | 1,017 | 6,511 | 6.4 | 465.1 | 57 |
| 2010    | Elon (8)              | 11 | 777   | 4,787 | 6.2 | 435.2 | 46 |
| 2011    | Wofford (7)           | 12 | 836   | 5,336 | 6.4 | 444.7 | 51 |
| 2012    | Georgia Southern (8)  | 13 | 944   | 6,536 | 6.9 | 466.9 | 66 |
| 2013    | Georgia Southern      | 11 | 748   | 4,966 | 6.8 | 451.5 | 50 |
| 2014    | The Citadel (30)      | 12 | 907   | 5,124 | 5.6 | 427.0 | 42 |
| 2015    | Samford (7)           | 11 | 853   | 5,277 | 6.2 | 479.7 | 42 |
| 2016    | Samford (14)          | 12 | 868   | 5,354 | 6.2 | 446.2 | 51 |
| 2017    | Western Carolina (15) | 12 | 868   | 5,287 | 6.1 | 440.6 | 47 |
| 2018    | Samford (4)           | 11 | 887   | 5,675 | 6.4 | 515.9 | 54 |
| 2019    | Wofford (36)          | 12 | 761   | 4,959 | 6.5 | 413.2 | 50 |
| 2020-21 | Samford (6)           | 7  | 547   | 3,597 | 6.6 | 513.9 | 31 |
| 2021    | Western Carolina (8)  | 11 | 849   | 5,181 | 6.1 | 471.0 | 42 |
| 2022    | Western Carolina (6)  | 11 | 801   | 5,339 | 6.7 | 485.4 | 43 |



The Citadel quarterback Dominique Allen ran for 2,197 yards in his four-year career, helping the Bulldogs finish in the top two in the FCS in rushing offense each year from 2014-17.

|      |                        |    |     |       |     |       |    |
|------|------------------------|----|-----|-------|-----|-------|----|
| 1965 | East Carolina          | 9  | 531 | 1,957 | 3.7 | 217.4 | 12 |
| 1966 | East Carolina          | 10 | 655 | 2,729 | 4.2 | 272.9 | 7  |
| 1967 | West Virginia          | 10 | 654 | 2,036 | 3.1 | 203.6 | 13 |
| 1968 | Richmond               | 10 | 739 | 2,748 | 3.7 | 274.8 | 14 |
| 1969 | Richmond               | 10 | 731 | 2,549 | 3.5 | 254.9 | 22 |
| 1970 | East Carolina          | 11 | 754 | 3,425 | 4.5 | 311.4 | 29 |
| 1971 | Richmond               | 10 | 654 | 2,798 | 4.3 | 279.8 | 22 |
| 1972 | East Carolina          | 11 | 692 | 2,707 | 3.9 | 246.1 | 24 |
| 1973 | East Carolina          | 11 | 703 | 2,917 | 4.1 | 265.2 | 21 |
| 1974 | Furman                 | 11 | 660 | 2,804 | 4.2 | 254.9 | 19 |
| 1975 | Furman                 | 11 | 696 | 2,031 | 2.9 | 184.6 | 19 |
| 1976 | East Carolina          | 11 | 712 | 2,355 | 3.3 | 214.1 | 12 |
| 1977 | VMI                    | 11 | 718 | 2,982 | 4.2 | 271.1 | 22 |
| 1978 | Chattanooga            | 11 | 744 | 2,989 | 4.0 | 271.7 | 26 |
| 1979 | ETSU                   | 11 | 720 | 3,195 | 4.4 | 290.5 | 19 |
| 1980 | Chattanooga            | 11 | 748 | 3,214 | 4.3 | 292.2 | 22 |
| 1981 | The Citadel            | 11 | 768 | 2,862 | 3.7 | 260.2 | 18 |
| 1982 | Chattanooga (4)        | 11 | 677 | 2,201 | 3.3 | 200.1 | 18 |
| 1983 | Chattanooga (10)       | 11 | 715 | 2,732 | 3.8 | 248.4 | 21 |
| 1984 | ETSU (15)              | 11 | 701 | 3,065 | 4.4 | 278.6 | 21 |
| 1985 | Chattanooga (2)        | 11 | 769 | 2,930 | 3.8 | 266.4 | 17 |
| 1986 | Furman (3)             | 11 | 667 | 2,563 | 3.8 | 233.0 | 17 |
| 1987 | Chattanooga (12)       | 11 | 719 | 3,075 | 4.3 | 279.5 | 22 |
| 1988 | Furman (4)             | 11 | 696 | 2,620 | 3.8 | 238.2 | 11 |
| 1989 | Furman (2)             | 11 | 739 | 2,801 | 3.8 | 254.6 | 13 |
| 1990 | Marshall (T3)          | 11 | 725 | 2,862 | 4.0 | 260.2 | 37 |
| 1991 | Furman                 | 11 | 950 | 3,623 | 5.2 | 312.6 | 27 |
| 1992 | Furman (17)            | 11 | 712 | 3,419 | 4.8 | 310.8 | 27 |
| 1993 | Marshall (11)          | 11 | 731 | 3,278 | 4.5 | 298.0 | 14 |
| 1994 | Marshall (10)          | 11 | 729 | 3,066 | 4.2 | 278.7 | 21 |
| 1995 | Marshall (2)           | 11 | 673 | 2,645 | 3.9 | 240.5 | 22 |
| 1996 | Marshall (41)          | 11 | 738 | 3,519 | 4.8 | 319.9 | 17 |
| 1997 | ETSU (26)              | 11 | 722 | 3,169 | 4.4 | 288.1 | 31 |
| 1998 | Western Carolina (10)  | 11 | 674 | 3,086 | 4.6 | 280.5 | 22 |
| 1999 | Georgia Southern (18)  | 11 | 728 | 3,208 | 4.4 | 291.6 | 20 |
| 2000 | Appalachian State (38) | 11 | 708 | 3,319 | 4.7 | 301.7 | 25 |
| 2001 | Georgia Southern (6)   | 11 | 722 | 2,875 | 4.0 | 261.4 | 16 |
| 2002 | Wofford (11)           | 12 | 752 | 3,245 | 4.3 | 270.4 | 22 |
| 2003 | Furman (4)             | 11 | 716 | 2,998 | 4.2 | 272.5 | 17 |
| 2004 | Georgia Southern (4)   | 12 | 741 | 3,321 | 4.5 | 276.8 | 28 |
| 2005 | Western Carolina (18)  | 9  | 623 | 2,795 | 4.5 | 310.6 | 22 |
| 2006 | Appalachian State (17) | 15 | 633 | 2,812 | 4.4 | 255.6 | 15 |
| 2007 | The Citadel (47)       | 11 | 744 | 3,921 | 5.3 | 356.4 | 41 |
| 2008 | Samford (28)           | 11 | 717 | 3,501 | 4.9 | 318.3 | 23 |
| 2009 | Elon (4)               | 12 | 731 | 2,980 | 4.1 | 248.3 | 17 |
| 2010 | Wofford (7)            | 13 | 834 | 3,717 | 4.5 | 285.9 | 24 |
| 2011 | Chattanooga (13)       | 11 | 721 | 3,358 | 4.7 | 305.3 | 23 |
| 2012 | Wofford (9)            | 13 | 867 | 3,977 | 4.6 | 305.9 | 26 |
| 2013 | Chattanooga (17)       | 12 | 748 | 3,947 | 5.3 | 328.9 | 28 |
| 2014 | Chattanooga (4)        | 14 | 845 | 3,889 | 4.6 | 277.8 | 36 |
| 2015 | Chattanooga (37)       | 13 | 815 | 4,575 | 5.6 | 351.9 | 38 |

# ANNUAL TEAM LEADERS

|         |                  |    |     |       |     |       |    |
|---------|------------------|----|-----|-------|-----|-------|----|
| 2016    | Wofford (5)      | 14 | 874 | 4,021 | 4.6 | 287.2 | 31 |
| 2017    | Chattanooga (25) | 11 | 698 | 3,590 | 5.1 | 326.4 | 32 |
| 2018    | Wofford (12)     | 13 | 806 | 3,957 | 4.9 | 304.4 | 30 |
| 2019    | Wofford (20)     | 12 | 725 | 4,024 | 5.6 | 335.3 | 36 |
| 2020-21 | Chattanooga (6)  | 5  | 311 | 1,236 | 4.0 | 247.2 | 12 |
| 2021    | Chattanooga (9)  | 11 | 684 | 3,034 | 4.4 | 275.8 | 19 |
| 2022    | Chattanooga (11) | 11 | 696 | 3,526 | 5.1 | 320.5 | 28 |

## RUSHING OFFENSE

| Year    | Team                  | G  | Carries | Yards | APC | YPG   | TD |
|---------|-----------------------|----|---------|-------|-----|-------|----|
| 1953    | West Virginia         | 9  | 477     | 2,536 | 5.3 | 281.8 | 28 |
| 1954    | West Virginia         | 9  | 480     | 2,361 | 4.9 | 262.3 | 26 |
| 1955    | West Virginia         | 10 | 489     | 2,639 | 5.4 | 263.9 | 33 |
| 1956    | Virginia Tech         | 10 | 621     | 2,835 | 4.6 | 283.5 | 32 |
| 1957    | West Virginia         | 10 | 544     | 2,339 | 4.3 | 233.9 | 23 |
| 1958    | VMI                   | 10 | 426     | 1,880 | 4.4 | 188.0 | 24 |
| 1959    | Virginia Tech         | 10 | 460     | 1,759 | 3.8 | 175.9 | 15 |
| 1960    | Furman                | 10 | 486     | 1,944 | 4.0 | 194.4 | 20 |
| 1961    | Furman                | 10 | 354     | 1,946 | 5.5 | 194.6 | 15 |
| 1962    | Furman                | 10 | 488     | 2,268 | 4.6 | 226.8 | 21 |
| 1963    | Virginia Tech         | 10 | 459     | 1,879 | 4.1 | 187.9 | 21 |
| 1964    | Virginia Tech         | 10 | 465     | 1,950 | 4.2 | 195.0 | 20 |
| 1965    | East Carolina         | 9  | 454     | 1,905 | 4.2 | 211.7 | 23 |
| 1966    | West Virginia         | 10 | 452     | 1,885 | 4.2 | 188.5 | 23 |
| 1967    | East Carolina         | 10 | 569     | 2,316 | 4.1 | 231.6 | 22 |
| 1968    | East Carolina         | 10 | 486     | 1,571 | 3.2 | 157.1 | 16 |
| 1969    | The Citadel           | 10 | 504     | 2,149 | 4.3 | 214.9 | 22 |
| 1970    | William & Mary        | 11 | 598     | 2,654 | 4.4 | 241.3 | 21 |
| 1971    | The Citadel           | 11 | 537     | 2,942 | 5.5 | 267.5 | 31 |
| 1972    | William & Mary        | 11 | 613     | 2,916 | 4.8 | 265.1 | 21 |
| 1973    | East Carolina         | 11 | 638     | 2,918 | 4.6 | 265.3 | 32 |
| 1974    | East Carolina         | 11 | 643     | 3,015 | 4.7 | 274.1 | 30 |
| 1975    | Appalachian State     | 11 | 693     | 3,450 | 5.0 | 313.6 | 32 |
| 1976    | East Carolina         | 11 | 734     | 3,263 | 4.4 | 296.6 | 28 |
| 1977    | Chattanooga           | 11 | 660     | 3,332 | 5.0 | 302.9 | 24 |
| 1978    | Furman                | 11 | 615     | 2,843 | 4.6 | 258.5 | 30 |
| 1979    | Chattanooga           | 11 | 586     | 2,926 | 5.0 | 266.0 | 30 |
| 1980    | The Citadel           | 11 | 641     | 3,066 | 4.8 | 278.7 | 32 |
| 1981    | Furman                | 11 | 592     | 2,879 | 4.9 | 261.7 | 25 |
| 1982    | Furman (2)            | 11 | 672     | 2,907 | 4.3 | 264.3 | 29 |
| 1983    | Furman (1)            | 11 | 627     | 3,158 | 5.0 | 287.1 | 36 |
| 1984    | Furman (2)            | 11 | 558     | 3,100 | 5.6 | 281.8 | 29 |
| 1985    | Furman (2)            | 11 | 581     | 3,167 | 5.5 | 287.9 | 31 |
| 1986    | Furman (8)            | 11 | 614     | 2,838 | 4.6 | 258.0 | 30 |
| 1987    | The Citadel (8)       | 11 | 640     | 2,742 | 4.3 | 249.3 | 22 |
| 1988    | The Citadel (3)       | 11 | 641     | 3,204 | 5.0 | 291.3 | 34 |
| 1989    | The Citadel (5)       | 11 | 629     | 2,921 | 4.6 | 265.6 | 27 |
| 1990    | VMI (5)               | 11 | 686     | 2,960 | 4.3 | 269.1 | 26 |
| 1991    | VMI (1)               | 11 | 703     | 3,486 | 5.0 | 312.6 | 27 |
| 1992    | The Citadel (1)       | 11 | 672     | 3,800 | 5.7 | 345.5 | 33 |
| 1993    | The Citadel (7)       | 11 | 650     | 3,074 | 4.7 | 279.5 | 30 |
| 1994    | The Citadel (1)       | 11 | 633     | 4,202 | 6.6 | 382.0 | 48 |
| 1995    | Appalachian State (6) | 11 | 590     | 2,874 | 4.9 | 261.3 | 31 |
| 1996    | Georgia Southern (4)  | 11 | 599     | 2,931 | 4.9 | 266.5 | 31 |
| 1997    | Wofford (3)           | 10 | 640     | 2,922 | 4.6 | 292.2 | 22 |
| 1998    | Georgia Southern (2)  | 11 | 620     | 4,166 | 6.7 | 378.5 | 53 |
| 1999    | Georgia Southern (1)  | 11 | 654     | 4,609 | 7.0 | 419.0 | 61 |
| 2000    | Georgia Southern (3)  | 11 | 626     | 3,642 | 5.8 | 331.1 | 31 |
| 2001    | Georgia Southern (1)  | 11 | 616     | 3,560 | 5.8 | 323.6 | 42 |
| 2002    | Georgia Southern (1)  | 14 | 859     | 5,407 | 6.3 | 386.2 | 54 |
| 2003    | Georgia Southern (1)  | 11 | 664     | 3,692 | 5.6 | 335.6 | 32 |
| 2004    | Georgia Southern (1)  | 12 | 791     | 4,439 | 5.8 | 369.9 | 56 |
| 2005    | Georgia Southern (1)  | 12 | 768     | 4,641 | 6.0 | 386.8 | 50 |
| 2006    | Wofford (2)           | 11 | 570     | 2,910 | 5.1 | 264.5 | 32 |
| 2007    | Georgia Southern (1)  | 11 | 613     | 3,589 | 5.4 | 326.3 | 38 |
| 2008    | Wofford (2)           | 12 | 669     | 4,077 | 6.1 | 339.8 | 48 |
| 2009    | Wofford (2)           | 11 | 563     | 2,972 | 5.3 | 270.2 | 26 |
| 2010    | Wofford (1)           | 13 | 697     | 3,871 | 5.6 | 297.8 | 35 |
| 2011    | Wofford (1)           | 12 | 728     | 4,375 | 6.0 | 364.6 | 43 |
| 2012    | Georgia Southern (1)  | 14 | 850     | 5,591 | 6.6 | 399.4 | 55 |
| 2013    | Georgia Southern      | 11 | 626     | 3,964 | 6.3 | 360.4 | 44 |
| 2014    | The Citadel (2)       | 12 | 760     | 4,166 | 5.5 | 347.2 | 34 |
| 2015    | The Citadel (2)       | 13 | 791     | 4,515 | 5.7 | 347.3 | 41 |
| 2016    | The Citadel (1)       | 12 | 778     | 4,178 | 5.4 | 348.2 | 32 |
| 2017    | The Citadel (2)       | 11 | 651     | 3,241 | 5.0 | 294.6 | 22 |
| 2018    | Wofford (5)           | 13 | 663     | 4,051 | 6.1 | 311.6 | 38 |
| 2019    | Wofford (3)           | 12 | 610     | 3,669 | 6.0 | 305.8 | 42 |
| 2020-21 | The Citadel (4)       | 12 | 721     | 2,903 | 4.0 | 241.9 | 19 |
| 2021    | The Citadel (4)       | 11 | 676     | 2,951 | 4.4 | 268.3 | 30 |
| 2022    | The Citadel (8)       | 11 | 601     | 2,568 | 4.3 | 233.5 | 15 |

## RUSHING DEFENSE

| Year | Team          | G  | Carries | Yards | APC | YPG   | TD |
|------|---------------|----|---------|-------|-----|-------|----|
| 1953 | West Virginia | 9  | 351     | 975   | 2.8 | 108.3 | 7  |
| 1954 | West Virginia | 9  | 361     | 990   | 2.7 | 110.0 | 6  |
| 1955 | West Virginia | 10 | 406     | 1,267 | 3.1 | 126.7 | 12 |
| 1956 | West Virginia | 10 | 467     | 1,369 | 2.9 | 136.9 | 12 |

|         |                        |    |     |       |     |       |    |
|---------|------------------------|----|-----|-------|-----|-------|----|
| 1957    | West Virginia          | 10 | 443 | 1,478 | 3.3 | 147.8 | 11 |
| 1958    | George Washington      | 8  | 338 | 1,076 | 3.1 | 134.5 | 12 |
| 1959    | Furman                 | 10 | 440 | 1,495 | 3.4 | 149.5 | 19 |
| 1960    | George Washington      | 9  | 344 | 1,354 | 3.8 | 150.4 | 10 |
| 1961    | Furman                 | 10 | 352 | 1,459 | 4.2 | 145.9 | 11 |
| 1962    | William & Mary         | 10 | 397 | 1,237 | 3.1 | 123.7 | 9  |
| 1963    | VMI                    | 10 | 466 | 1,449 | 3.1 | 144.9 | 14 |
| 1964    | George Washington      | 10 | 397 | 1,373 | 2.9 | 137.3 | 16 |
| 1965    | East Carolina          | 9  | 531 | 881   | 1.7 | 97.9  | 8  |
| 1966    | George Washington      | 10 | 431 | 1,539 | 3.6 | 153.9 | 10 |
| 1967    | West Virginia          | 10 | 425 | 821   | 1.9 | 82.1  | 8  |
| 1968    | Richmond               | 10 | 431 | 1,224 | 2.8 | 122.4 | 6  |
| 1969    | Richmond               | 10 | 465 | 1,008 | 2.2 | 100.8 | 16 |
| 1970    | East Carolina          | 11 | 484 | 1,619 | 3.3 | 147.2 | 16 |
| 1971    | Richmond               | 10 | 441 | 1,616 | 3.7 | 161.6 | 14 |
| 1972    | East Carolina          | 11 | 443 | 1,200 | 2.7 | 109.1 | 15 |
| 1973    | East Carolina          | 11 | 446 | 1,406 | 3.2 | 127.8 | 13 |
| 1974    | East Carolina          | 11 | 538 | 1,981 | 3.7 | 180.1 | 8  |
| 1975    | Furman                 | 11 | 521 | 1,767 | 3.4 | 160.6 | 15 |
| 1976    | East Carolina          | 11 | 493 | 1,353 | 2.7 | 123.0 | 10 |
| 1977    | VMI                    | 11 | 486 | 1,330 | 2.7 | 120.9 | 13 |
| 1978    | Chattanooga            | 11 | 464 | 1,098 | 2.4 | 99.8  | 11 |
| 1979    | Chattanooga            | 11 | 494 | 1,428 | 2.9 | 129.8 | 15 |
| 1980    | Furman                 | 11 | 477 | 1,537 | 3.2 | 139.7 | 10 |
| 1981    | The Citadel            | 11 | 456 | 1,112 | 2.4 | 101.1 | 10 |
| 1982    | Chattanooga (7)        | 11 | 406 | 893   | 2.2 | 81.2  | 11 |
| 1983    | Chattanooga (15)       | 11 | 453 | 1,258 | 2.8 | 114.4 | 9  |
| 1984    | Furman (11)            | 11 | 401 | 1,133 | 2.8 | 103.0 | 8  |
| 1985    | Chattanooga (5)        | 11 | 400 | 911   | 2.3 | 82.8  | 7  |
| 1986    | Furman (18)            | 11 | 414 | 1,506 | 2.9 | 112.3 | 10 |
| 1987    | Furman                 | 11 | 499 | 1,452 | 2.9 | 132.0 | 12 |
| 1988    | Furman (2)             | 11 | 407 | 1,017 | 2.5 | 92.5  | 5  |
| 1989    | Furman (19)            | 11 | 476 | 1,391 | 2.9 | 126.5 | 7  |
| 1990    | Chattanooga            | 11 | 480 | 1,500 | 3.1 | 136.4 | 13 |
| 1991    | Furman                 | 11 | 473 | 1,539 | 3.3 | 139.9 | 12 |
| 1992    | Marshall               | 11 | 442 | 1,517 | 3.4 | 137.9 | 13 |
| 1993    | Georgia Southern       | 11 | 452 | 1,516 | 3.4 | 137.8 | 8  |
| 1994    | Appalachian State      | 11 | 442 | 1,497 | 3.4 | 136.1 | 9  |
| 1995    | Marshall (17)          | 11 | 418 | 1,272 | 3.0 | 115.6 | 9  |
| 1996    | ETSU (18)              | 11 | 399 | 1,268 | 3.2 | 115.3 | 12 |
| 1997    | Georgia Southern (20)  | 11 | 400 | 1,157 | 2.9 | 105.2 | 7  |
| 1998    | Georgia Southern       | 11 | 442 | 1,553 | 3.5 | 141.2 | 18 |
| 1999    | Georgia Southern (33)  | 11 | 436 | 1,444 | 3.3 | 131.3 | 13 |
| 2000    | Furman (45)            | 11 | 430 | 1,498 | 3.5 | 136.2 | 12 |
| 2001    | Furman (29)            | 11 | 413 | 1,373 | 3.3 | 124.8 | 10 |
| 2002    | Wofford (32)           | 12 | 466 | 1,511 | 3.2 | 125.9 | 12 |
| 2003    | Western Carolina (14)  | 12 | 507 | 1,343 | 2.6 | 111.9 | 18 |
| 2004    | Georgia Southern (23)  | 12 | 413 | 1,451 | 3.5 | 120.9 | 16 |
| 2005    | The Citadel (54)       | 11 | 467 | 1,706 | 3.7 | 155.1 | 27 |
| 2006    | Appalachian State (11) | 15 | 530 | 1,625 | 3.1 | 108.3 | 9  |
| 2007    | Furman (31)            | 11 | 433 | 1,485 | 3.4 | 135.0 | 22 |
| 2008    | Samford (17)           | 11 | 372 | 1,140 | 3.1 | 103.6 | 11 |
| 2009    | Elon (15)              | 12 | 407 | 1,253 | 3.1 | 104.4 | 7  |
| 2010    | Georgia Southern (28)  | 15 | 533 | 1,905 | 3.6 | 127.0 | 16 |
| 2011    | Wofford (30)           | 12 | 446 | 1,630 | 3.7 | 135.8 | 17 |
| 2012    | Wofford (23)           | 13 | 467 | 1,625 | 3.5 | 125.0 | 13 |
| 2013    | Georgia Southern       | 11 | 400 | 1,764 | 4.4 | 160.4 | 15 |
| 2014    | Wofford (9)            | 11 | 392 | 1,182 | 3.0 | 107.5 | 19 |
| 2015    | Wofford (40)           | 11 | 392 | 1,634 | 4.2 | 148.5 | 22 |
| 2016    | Wofford (11)           | 14 | 463 | 1,425 | 3.1 | 101.8 | 8  |
| 2017    | Wofford (25)           | 13 | 443 | 1,582 | 3.6 | 121.7 | 16 |
| 2018    | Wofford (9)            | 13 | 412 | 1,350 | 3.3 | 103.8 | 12 |
| 2019    | The Citadel (63)       | 12 | 418 | 1,915 | 4.6 | 159.6 | 23 |
| 2020-21 | ETSU (20)              | 6  | 226 | 687   | 3.0 | 114.5 | 9  |
| 2021    | Chattanooga (27)       | 11 | 408 | 1,345 | 3.3 | 122.3 | 4  |
| 2022    | Chattanooga (9)        | 11 | 386 | 1,188 | 3.1 | 108.0 | 9  |

## PASSING OFFENSE

| Year | Team              | G  | Com.-Att. | Pct. | Yards | YPG   | TD |
|------|-------------------|----|-----------|------|-------|-------|----|
| 1953 | George Washington | 9  | 63-177    | 35.6 | 1,103 | 122.6 | 8  |
| 1954 | William & Mary    | 10 | 60-154    | 39.0 | 871   | 87.1  | 3  |
| 1955 | Davidson          | 9  | 97-206    | 47.1 | 1,351 | 150.1 | 7  |
| 1956 | William & Mary    | 10 | 82-184    | 44.6 | 913   | 91.3  | 6  |
| 1957 | The Citadel       | 10 | 64-131    | 48.9 | 1,075 | 107.5 | 7  |
| 1958 | West Virginia     | 10 | 107-214   | 50.0 | 1,442 | 144.2 | 9  |
| 1959 | VMI               | 10 | 79-157    | 49.7 | 1,466 | 146.6 | 17 |
| 1960 | VMI               | 10 | 103-214   | 48.1 | 1,424 | 142.4 | 8  |
| 1961 | The Citadel       | 10 | 94-220    | 42.7 | 1,354 | 135.4 | 10 |
| 1962 | The Citadel       | 10 | 87-212    | 41.0 | 1,317 | 131.7 | 10 |
| 1963 | George Washington | 9  | 106-232   | 45.7 | 1,351 | 150.1 | 8  |
| 1964 | Richmond          | 10 | 107-251   | 42.6 | 1,298 | 129.8 | 10 |
| 1965 | East Carolina     | 9  | 108-209   | 51.7 | 1,400 | 155.6 | 14 |
| 1966 | Davidson          | 9  | 162-277   | 58.5 | 1,782 | 198.0 | 12 |
| 1967 | Davidson          | 9  | 192-323   | 59.4 | 2,080 | 231.1 | 14 |
| 1968 |                   |    |           |      |       |       |    |



Samford turned in the 13th-best passing offense in the nation in 2013, with quarterback Andy Summerlin pacing the squad to 292.8 yards per game in the air.

#SoConFB

| Year    | Team                   | G  | Com.-Att. | Pct. | Yards | YPG   | TD |
|---------|------------------------|----|-----------|------|-------|-------|----|
| 1971    | The Citadel            | 11 | 113-240   | 47.1 | 2,088 | 189.8 | 15 |
| 1972    | Davidson               | 11 | 189-389   | 48.6 | 2,354 | 214.0 | 12 |
| 1973    | Davidson               | 10 | 180-343   | 52.5 | 1,952 | 195.2 | 11 |
| 1974    | Richmond               | 10 | 125-260   | 48.1 | 1,671 | 167.1 | 11 |
| 1975    | VMI                    | 11 | 125-236   | 53.0 | 1,564 | 142.2 | 7  |
| 1976    | The Citadel            | 11 | 125-233   | 53.6 | 1,462 | 132.9 | 8  |
| 1977    | Western Carolina       | 11 | 184-344   | 53.5 | 2,421 | 220.1 | 19 |
| 1978    | Western Carolina       | 11 | 155-348   | 44.5 | 2,214 | 201.3 | 17 |
| 1979    | Western Carolina       | 11 | 158-322   | 49.1 | 2,448 | 222.5 | 17 |
| 1980    | Appalachian State      | 11 | 190-375   | 50.7 | 2,781 | 252.8 | 15 |
| 1981    | Appalachian State      | 11 | 231-436   | 53.0 | 2,759 | 250.8 | 15 |
| 1982    | Western Carolina       | 11 | 162-329   | 49.2 | 2,173 | 197.5 | 7  |
| 1983    | The Citadel (10)       | 11 | 217-407   | 54.7 | 2,530 | 230.0 | 15 |
| 1984    | Marshall (1)           | 11 | 223-430   | 51.9 | 2,944 | 267.6 | 22 |
| 1985    | VMI                    | 11 | 197-372   | 53.0 | 2,572 | 233.8 | 9  |
| 1986    | Marshall               | 11 | 163-336   | 48.5 | 2,556 | 232.5 | 14 |
| 1987    | Marshall (2)           | 11 | 265-493   | 53.8 | 3,777 | 343.4 | 23 |
| 1988    | Marshall (8)           | 11 | 196-355   | 55.2 | 2,867 | 260.6 | 21 |
| 1989    | Marshall (14)          | 11 | 203-326   | 56.1 | 2,850 | 259.1 | 24 |
| 1990    | ETSU (15)              | 11 | 215-373   | 57.6 | 2,781 | 252.8 | 13 |
| 1991    | Marshall (12)          | 11 | 186-298   | 62.4 | 3,032 | 275.6 | 28 |
| 1992    | Marshall (6)           | 11 | 234-372   | 62.9 | 3,245 | 295.0 | 29 |
| 1993    | ETSU                   | 11 | 196-351   | 55.8 | 2,428 | 220.7 | 15 |
| 1994    | Marshall               | 11 | 201-325   | 61.8 | 2,730 | 248.2 | 31 |
| 1995    | ETSU (21)              | 11 | 236-409   | 57.7 | 2,551 | 231.9 | 18 |
| 1996    | Marshall (13)          | 11 | 198-325   | 60.9 | 2,763 | 251.2 | 30 |
| 1997    | Appalachian State (22) | 11 | 222-374   | 59.4 | 2,738 | 248.9 | 19 |
| 1998    | ETSU (59)              | 11 | 142-267   | 53.2 | 2,071 | 188.3 | 11 |
| 1999    | Chattanooga (4)        | 11 | 300-496   | 60.5 | 3,591 | 326.5 | 28 |
| 2000    | Chattanooga (2)        | 11 | 289-467   | 61.9 | 3,730 | 339.1 | 23 |
| 2001    | VMI (52)               | 11 | 226-426   | 53.1 | 2,360 | 214.5 | 9  |
| 2002    | Western Carolina (25)  | 11 | 201-370   | 54.3 | 2,679 | 243.5 | 13 |
| 2003    | Western Carolina (32)  | 12 | 257-443   | 58.0 | 2,877 | 239.8 | 14 |
| 2004    | Appalachian State (5)  | 11 | 264-402   | 65.7 | 3,549 | 322.6 | 26 |
| 2005    | Appalachian State (35) | 15 | 255-410   | 62.2 | 3,439 | 229.3 | 25 |
| 2006    | Elon (13)              | 11 | 238-387   | 61.5 | 2,707 | 246.1 | 18 |
| 2007    | Elon (2)               | 11 | 350-515   | 68.0 | 3,927 | 357.0 | 32 |
| 2008    | Georgia Southern (20)  | 11 | 236-408   | 57.8 | 2,721 | 247.4 | 20 |
| 2009    | Elon (6)               | 12 | 296-460   | 64.3 | 3,498 | 291.5 | 25 |
| 2010    | Elon (2)               | 11 | 303-453   | 66.9 | 3,546 | 322.4 | 28 |
| 2011    | Elon (14)              | 11 | 284-428   | 66.4 | 3,096 | 281.5 | 23 |
| 2012    | Elon (12)              | 11 | 268-408   | 65.7 | 3,264 | 296.7 | 27 |
| 2013    | Samford (13)           | 13 | 311-492   | 63.2 | 3,806 | 292.8 | 29 |
| 2014    | VMI (19)               | 12 | 285-472   | 60.4 | 3,250 | 270.8 | 21 |
| 2015    | Samford (3)            | 11 | 324-465   | 69.7 | 3,662 | 332.9 | 22 |
| 2016    | Samford (3)            | 12 | 386-546   | 70.7 | 4,193 | 349.4 | 38 |
| 2017    | Samford (5)            | 12 | 349-531   | 65.7 | 4,001 | 333.4 | 31 |
| 2018    | Samford (1)            | 11 | 394-561   | 70.2 | 4,320 | 392.7 | 34 |
| 2019    | VMI (18)               | 12 | 321-507   | 63.3 | 3,439 | 286.6 | 20 |
| 2020-21 | Samford (5)            | 7  | 199-294   | 67.7 | 2,472 | 353.1 | 13 |
| 2021    | Western Carolina (7)   | 11 | 282-472   | 59.7 | 3,522 | 320.2 | 26 |
| 2022    | Samford (6)            | 13 | 391-524   | 74.6 | 3,957 | 304.4 | 40 |

### PASSING DEFENSE

| Year    | Team                   | G  | Com.-Att. | Pct. | Yards | YPG   | TD |
|---------|------------------------|----|-----------|------|-------|-------|----|
| 1953    | Richmond               | 9  | 34-104    | 32.7 | 363   | 40.3  | 0  |
| 1954    | Richmond               | 9  | 33-97     | 34.0 | 424   | 47.1  | 1  |
| 1955    | George Washington      | 9  | 36-107    | 33.6 | 417   | 46.3  | 2  |
| 1956    | Davidson               | 9  | 38-108    | 35.2 | 384   | 42.7  | 4  |
| 1957    | Virginia Tech          | 10 | 38-108    | 35.2 | 485   | 48.5  | 3  |
| 1958    | VMI                    | 10 | 60-147    | 40.8 | 713   | 71.3  | 4  |
| 1959    | Davidson               | 9  | 44-110    | 40.0 | 647   | 71.9  | 7  |
| 1960    | The Citadel            | 10 | 54-126    | 42.9 | 570   | 57.0  | 4  |
| 1961    | Virginia Tech          | 9  | 58-136    | 42.6 | 689   | 76.6  | 4  |
| 1962    | Virginia Tech          | 10 | 77-166    | 46.4 | 771   | 77.1  | 3  |
| 1963    | VMI                    | 10 | 64-143    | 44.8 | 743   | 74.3  | 5  |
| 1964    | The Citadel            | 10 | 59-162    | 36.4 | 755   | 75.5  | 6  |
| 1965    | The Citadel            | 10 | 66-132    | 50.0 | 812   | 81.2  | 7  |
| 1966    | William & Mary         | 10 | 75-166    | 45.2 | 978   | 97.8  | 9  |
| 1967    | Richmond               | 10 | 193-98    | 50.1 | 1,203 | 120.3 | 9  |
| 1968    | Davidson               | 9  | 140-74    | 52.9 | 1,072 | 119.1 | 7  |
| 1969    | William & Mary         | 10 | 110-211   | 52.1 | 1,144 | 114.4 | 10 |
| 1970    | The Citadel            | 11 | 108-274   | 39.4 | 1,280 | 116.4 | 9  |
| 1971    | Richmond               | 10 | 98-213    | 46.0 | 1,182 | 118.2 | 8  |
| 1972    | The Citadel            | 11 | 103-210   | 49.0 | 1,312 | 119.3 | 9  |
| 1973    | Furman                 | 11 | 83-184    | 45.1 | 935   | 85.0  | 4  |
| 1974    | Furman                 | 11 | 62-143    | 43.4 | 769   | 69.9  | 3  |
| 1975    | VMI                    | 11 | 40-113    | 35.4 | 562   | 51.1  | 9  |
| 1976    | VMI                    | 10 | 70-151    | 46.4 | 835   | 83.5  | 7  |
| 1977    | Western Carolina       | 11 | 86-172    | 50.0 | 1,066 | 96.9  | 3  |
| 1978    | VMI                    | 11 | 94-151    | 62.2 | 1,379 | 125.4 | 12 |
| 1979    | Western Carolina       | 11 | 74-163    | 45.4 | 852   | 77.5  | 5  |
| 1980    | Western Carolina       | 11 | 91-183    | 49.7 | 1,234 | 112.2 | 5  |
| 1981    | ETSU                   | 11 | 106-204   | 52.2 | 1,407 | 127.9 | 6  |
| 1982    | Appalachian State (5)  | 11 | 99-230    | 43.0 | 1,217 | 110.6 | 5  |
| 1983    | VMI                    | 11 | 119-216   | 55.1 | 1,471 | 133.7 | 11 |
| 1984    | Western Carolina       | 11 | 130-287   | 45.3 | 1,685 | 153.2 | 12 |
| 1985    | The Citadel (5)        | 11 | 116-270   | 43.0 | 1,545 | 140.5 | 9  |
| 1986    | Furman (3)             | 11 | 163-336   | 48.5 | 2,556 | 232.5 | 14 |
| 1987    | VMI (4)                | 11 | 113-221   | 51.1 | 1,412 | 128.4 | 8  |
| 1988    | VMI (6)                | 11 | 91-212    | 42.9 | 1,320 | 120.0 | 9  |
| 1989    | Chattanooga (1)        | 11 | 86-186    | 46.2 | 1,148 | 104.4 | 9  |
| 1990    | Marshall (5)           | 11 | 107-248   | 43.1 | 1,343 | 122.1 | 7  |
| 1991    | Appalachian State      | 12 | 124-262   | 47.3 | 1,583 | 131.9 | 6  |
| 1992    | The Citadel (6)        | 11 | 110-218   | 50.5 | 1,281 | 116.5 | 5  |
| 1993    | Appalachian State (18) | 11 | 116-235   | 49.4 | 1,454 | 132.2 | 7  |
| 1994    | Marshall (10)          | 11 | 138-288   | 47.9 | 1,472 | 133.8 | 8  |
| 1995    | Furman (33)            | 11 | 12-233    | 52.3 | 1,368 | 124.4 | 5  |
| 1996    | The Citadel            | 11 | 134-190   | 70.5 | 1,460 | 132.7 | 15 |
| 1997    | Georgia Southern       | 11 | 200-468   | 42.7 | 2,241 | 203.7 | 15 |
| 1998    | Western Carolina (13)  | 11 | 74-162    | 45.7 | 1,018 | 92.5  | 5  |
| 1999    | VMI                    | 11 | 122-213   | 57.3 | 1,458 | 132.5 | 8  |
| 2000    | Georgia Southern (18)  | 11 | 151-292   | 51.7 | 1,717 | 156.1 | 9  |
| 2001    | Georgia Southern (2)   | 11 | 135-257   | 52.5 | 1,382 | 125.6 | 7  |
| 2002    | Wofford (14)           | 12 | 174-286   | 60.8 | 1,734 | 144.5 | 10 |
| 2003    | Furman (1)             | 12 | 150-272   | 55.1 | 1,461 | 132.8 | 5  |
| 2004    | Georgia Southern (10)  | 12 | 180-328   | 54.9 | 1,870 | 155.8 | 11 |
| 2005    | Western Carolina (1)   | 9  | 113-232   | 48.7 | 1,191 | 132.3 | 14 |
| 2006    | Appalachian State (35) | 15 | 216-423   | 51.1 | 2,529 | 168.6 | 15 |
| 2007    | Chattanooga (26)       | 11 | 174-277   | 62.8 | 2,007 | 182.5 | 12 |
| 2008    | Western Carolina (28)  | 12 | 178-292   | 61.0 | 2,074 | 172.8 | 17 |
| 2009    | Elon (5)               | 12 | 176-324   | 54.3 | 1,727 | 143.9 | 10 |
| 2010    | Wofford (7)            | 13 | 179-335   | 53.4 | 1,993 | 153.3 | 11 |
| 2011    | Chattanooga (2)        | 11 | 139-258   | 53.9 | 1,549 | 140.8 | 4  |
| 2012    | Elon (5)               | 11 | 129-245   | 52.7 | 1,726 | 156.9 | 17 |
| 2013    | Chattanooga (5)        | 12 | 173-282   | 61.3 | 1,819 | 151.6 | 11 |
| 2014    | Samford (1)            | 11 | 153-272   | 56.2 | 1,530 | 139.1 | 6  |
| 2015    | Chattanooga (16)       | 13 | 206-333   | 61.9 | 2,311 | 177.8 | 18 |
| 2016    | Chattanooga (6)        | 13 | 193-345   | 55.9 | 2,139 | 164.5 | 17 |
| 2017    | Chattanooga (12)       | 11 | 141-246   | 57.3 | 1,795 | 163.2 | 16 |
| 2018    | Wofford (41)           | 13 | 238-394   | 60.4 | 2,607 | 200.5 | 18 |
| 2019    | Furman (6)             | 13 | 234-345   | 67.8 | 2,176 | 167.4 | 14 |
| 2020-21 | Chattanooga (1)        | 5  | 50-86     | 58.1 | 498   | 99.6  | 4  |
| 2021    | Chattanooga (2)        | 11 | 155-276   | 56.2 | 1,689 | 153.5 | 15 |
| 2022    | The Citadel (25)       | 11 | 165-264   | 62.5 | 2,143 | 194.8 | 18 |

### SCORING OFFENSE

| Year | Team          | G  | Points | PPG  |
|------|---------------|----|--------|------|
| 1953 | West Virginia | 9  | 290    | 32.2 |
| 1954 | West Virginia | 9  | 209    | 23.2 |
| 1955 | West Virginia | 10 | 285    | 28.5 |
| 1956 | Virginia Tech | 10 | 264    | 26.4 |
| 1957 | VMI           | 10 | 201    | 20.1 |
| 1958 | West Virginia | 10 | 268    | 26.8 |
| 1959 | VMI           | 10 | 243    | 24.3 |
| 1960 | VMI           | 10 | 218    | 21.8 |
| 1961 | Furman        | 10 | 174    | 17.4 |
| 1962 | West Virginia | 10 | 211    | 21.1 |
| 1963 | Virginia Tech | 10 | 216    | 21.6 |
| 1964 | Virginia Tech | 10 | 224    | 22.4 |



# ANNUAL TEAM LEADERS

|         |                        |    |     |      |
|---------|------------------------|----|-----|------|
| 1965    | East Carolina          | 9  | 268 | 29.8 |
| 1966    | Davidson               | 9  | 209 | 23.2 |
| 1967    | East Carolina          | 10 | 253 | 25.3 |
| 1968    | Richmond               | 10 | 241 | 24.1 |
| 1969    | Davidson               | 10 | 333 | 33.3 |
| 1970    | Furman                 | 11 | 261 | 23.7 |
| 1971    | The Citadel            | 11 | 366 | 33.3 |
| 1972    | East Carolina          | 11 | 269 | 24.5 |
| 1973    | East Carolina          | 11 | 352 | 32.0 |
| 1974    | East Carolina          | 11 | 250 | 22.7 |
| 1975    | Appalachian State      | 11 | 337 | 30.6 |
| 1976    | East Carolina          | 11 | 278 | 25.3 |
| 1977    | Chattanooga            | 11 | 265 | 24.1 |
| 1978    | Appalachian State      | 11 | 338 | 30.7 |
| 1979    | Chattanooga            | 11 | 349 | 31.7 |
| 1980    | Chattanooga            | 11 | 300 | 27.3 |
| 1981    | Furman                 | 11 | 293 | 26.6 |
| 1982    | Appalachian State (20) | 11 | 270 | 24.5 |
| 1983    | Furman (3)             | 11 | 378 | 34.4 |
| 1984    | Furman (T6)            | 11 | 363 | 33.0 |
| 1985    | Furman (7)             | 11 | 384 | 34.9 |
| 1986    | Furman                 | 11 | 328 | 29.8 |
| 1987    | Marshall (9)           | 11 | 340 | 30.9 |
| 1988    | Appalachian State (15) | 11 | 324 | 29.5 |
| 1989    | Furman (14)            | 11 | 345 | 31.4 |
| 1990    | Furman (14)            | 11 | 345 | 31.4 |
| 1991    | Marshall (4)           | 11 | 414 | 37.6 |
| 1992    | Marshall (1)           | 11 | 466 | 42.4 |
| 1993    | Georgia Southern       | 11 | 329 | 29.9 |
| 1994    | Marshall (3)           | 11 | 459 | 41.7 |
| 1995    | Marshall (9)           | 11 | 366 | 33.3 |
| 1996    | Marshall (2)           | 11 | 465 | 42.3 |
| 1997    | Georgia Southern (13)  | 11 | 364 | 33.1 |
| 1998    | Georgia Southern (2)   | 11 | 468 | 42.5 |
| 1999    | Georgia Southern (1)   | 11 | 550 | 50.0 |
| 2000    | Appalachian State (21) | 11 | 375 | 34.1 |
| 2001    | Georgia Southern (8)   | 11 | 410 | 37.3 |
| 2002    | Georgia Southern (6)   | 14 | 493 | 35.2 |
| 2003    | Wofford (52)           | 13 | 374 | 28.8 |
| 2004    | Georgia Southern (1)   | 12 | 564 | 47.0 |
| 2005    | Georgia Southern (6)   | 12 | 456 | 38.0 |
| 2006    | Appalachian State (3)  | 15 | 528 | 35.2 |
| 2007    | Appalachian State (2)  | 15 | 641 | 42.7 |
| 2008    | Appalachian State (5)  | 14 | 522 | 37.3 |
| 2009    | Appalachian State (12) | 14 | 465 | 33.2 |
| 2010    | Appalachian State (7)  | 13 | 446 | 34.3 |
| 2011    | Georgia Southern (11)  | 14 | 492 | 35.1 |
| 2012    | Georgia Southern (12)  | 14 | 483 | 34.5 |
| 2013    | Georgia Southern       | 11 | 368 | 33.5 |
| 2014    | Chattanooga (20)       | 14 | 486 | 34.7 |
| 2015    | Samford (18)           | 11 | 381 | 34.6 |
| 2016    | Samford (12)           | 12 | 421 | 35.1 |
| 2017    | Furman (22)            | 13 | 424 | 32.6 |
| 2018    | Samford (9)            | 11 | 423 | 38.5 |
| 2019    | Furman (23)            | 13 | 435 | 33.5 |
| 2020-21 | Samford (4)            | 7  | 282 | 40.3 |
| 2021    | Samford (6)            | 11 | 417 | 37.9 |
| 2022    | Mercer (6)             | 11 | 420 | 38.2 |

## SCORING DEFENSE

| Year | Team              | G  | Points | PPG  |
|------|-------------------|----|--------|------|
| 1953 | Furman            | 9  | 100    | 11.1 |
| 1954 | Richmond          | 9  | 54     | 6.0  |
| 1955 | Richmond          | 9  | 82     | 9.1  |
| 1956 | George Washington | 10 | 81     | 8.1  |
| 1957 | VMI               | 10 | 101    | 10.1 |
| 1958 | VMI               | 10 | 99     | 9.9  |
| 1959 | VMI               | 10 | 93     | 9.3  |
| 1960 | The Citadel       | 10 | 66     | 6.6  |
| 1961 | VMI               | 10 | 105    | 10.5 |
| 1962 | VMI               | 10 | 119    | 11.9 |
| 1963 | Virginia Tech     | 10 | 125    | 12.5 |
| 1964 | Davidson          | 9  | 152    | 16.9 |
| 1965 | East Carolina     | 9  | 83     | 9.2  |
| 1966 | William & Mary    | 10 | 144    | 14.4 |
| 1967 | West Virginia     | 10 | 117    | 11.7 |
| 1968 | Richmond          | 10 | 129    | 12.9 |
| 1969 | Richmond          | 10 | 170    | 17.0 |
| 1970 | Furman            | 11 | 204    | 18.5 |
| 1971 | Richmond          | 10 | 159    | 15.9 |
| 1972 | Richmond          | 10 | 150    | 15.0 |
| 1973 | Richmond          | 10 | 112    | 11.2 |
| 1974 | Furman            | 11 | 166    | 15.1 |
| 1975 | The Citadel       | 11 | 97     | 8.8  |
| 1976 | East Carolina     | 11 | 116    | 10.5 |
| 1977 | VMI               | 11 | 15     | 14.1 |
| 1978 | Chattanooga       | 11 | 192    | 17.5 |

|         |                        |    |     |      |
|---------|------------------------|----|-----|------|
| 1979    | ETSU                   | 11 | 150 | 13.6 |
| 1980    | Furman                 | 11 | 177 | 16.1 |
| 1981    | The Citadel            | 11 | 151 | 13.7 |
| 1982    | Chattanooga (7)        | 11 | 137 | 12.5 |
| 1983    | Furman (4)             | 11 | 107 | 9.7  |
| 1984    | Western Carolina       | 11 | 166 | 15.1 |
| 1985    | Appalachian State (1)  | 11 | 109 | 9.9  |
| 1986    | Appalachian State (5)  | 11 | 148 | 13.5 |
| 1987    | Appalachian State (2)  | 11 | 126 | 11.5 |
| 1988    | Furman (1)             | 11 | 107 | 9.7  |
| 1989    | Furman (4)             | 11 | 135 | 12.3 |
| 1990    | Marshall (7)           | 11 | 162 | 14.7 |
| 1991    | The Citadel (19)       | 11 | 183 | 16.6 |
| 1992    | The Citadel (1)        | 11 | 143 | 13.0 |
| 1993    | Marshall (1)           | 11 | 123 | 11.2 |
| 1994    | Marshall (7)           | 11 | 152 | 13.8 |
| 1995    | Georgia Southern       | 11 | 168 | 15.3 |
| 1996    | Marshall (9)           | 11 | 153 | 13.9 |
| 1997    | Georgia Southern (16)  | 11 | 176 | 16.0 |
| 1998    | Appalachian State (10) | 11 | 160 | 14.5 |
| 1999    | Georgia Southern (5)   | 11 | 171 | 15.5 |
| 2000    | Furman (14)            | 11 | 178 | 16.2 |
| 2001    | Georgia Southern (4)   | 11 | 132 | 12.0 |
| 2002    | Georgia Southern (7)   | 14 | 190 | 13.6 |
| 2003    | Wofford (3)            | 13 | 183 | 14.1 |
| 2004    | Furman (8)             | 13 | 216 | 16.6 |
| 2005    | Appalachian State (17) | 15 | 282 | 18.8 |
| 2006    | Appalachian State (9)  | 15 | 223 | 14.9 |
| 2007    | Wofford (52)           | 13 | 323 | 24.9 |
| 2008    | Samford (15)           | 11 | 207 | 18.8 |
| 2009    | Elon (3)               | 12 | 158 | 13.2 |
| 2010    | Georgia Southern (11)  | 15 | 277 | 18.5 |
| 2011    | Chattanooga (17)       | 11 | 217 | 19.7 |
| 2012    | Wofford (7)            | 13 | 216 | 16.6 |
| 2013    | Chattanooga (11)       | 12 | 245 | 20.4 |
| 2014    | Chattanooga (11)       | 14 | 271 | 19.4 |
| 2015    | Mercer (32)            | 11 | 238 | 21.6 |
| 2016    | Wofford (6)            | 14 | 239 | 17.1 |
| 2017    | Samford (35)           | 12 | 267 | 22.2 |
| 2018    | Wofford (8)            | 13 | 247 | 19.0 |
| 2019    | Furman (14)            | 13 | 267 | 20.5 |
| 2020-21 | ETSU (19)              | 6  | 113 | 18.8 |
| 2021    | Chattanooga (11)       | 11 | 188 | 17.1 |
| 2022    | Furman (10)            | 13 | 263 | 20.2 |

Note: National ranking in parenthesis



The Josh Williams-led Chattanooga defense surrendered 19.7 points per game in 2011, leading the SoCon in scoring defense for the first time since 1982. The Mocs would go on to lead the league in that category twice more in the next three years.

### Conferences in the FCS NCAA Playoffs

| Conference (First year)      | Overall       | Titles   | Pct.        |
|------------------------------|---------------|----------|-------------|
| Missouri Valley (1985)       | 136-83        | 13       | .621        |
| Independent                  | 60-41         | 7        | .594        |
| <b>Southern (1982)</b>       | <b>112-81</b> | <b>8</b> | <b>.580</b> |
| Big Sky (1979)               | 104-98        | 6        | .515        |
| Southland (1982)             | 72-74         | 2        | .493        |
| Colonial Athletic (1978)     | 110-114       | 6        | .491        |
| Big South (2006)             | 15-19         | 0        | .441        |
| Ohio Valley (1979)           | 37-64         | 2        | .366        |
| Patriot (1997)               | 16-31         | 0        | .340        |
| Great West (2004-11)         | 1-2           | 0        | .333        |
| Western Athletic (2021)      | 1-2           | 0        | .333        |
| Mid-Eastern Athletic (1981)  | 6-30          | 0        | .167        |
| Pioneer (2013)               | 2-10          | 0        | .167        |
| Northeast (2010)             | 2-13          | 0        | .133        |
| ASUN (2021)                  | 0-1           | 0        | .000        |
| Southwestern Athletic (1978) | 0-20          | 0        | .000        |

### SoCon vs. FCS leagues

| Conference            | Overall       | Pct.        |
|-----------------------|---------------|-------------|
| Big Sky               | 11-10         | .524        |
| Big South             | 4-4           | .500        |
| Colonial Athletic     | 28-18         | .609        |
| Independent           | 10-8          | .556        |
| Mid-Eastern Athletic  | 10-2          | .833        |
| Missouri Valley       | 13-13         | .500        |
| Ohio Valley           | 12-8          | .600        |
| Patriot               | 5-0           | 1.000       |
| Southern              | 10-10         | .500        |
| Southland             | 8-8           | .500        |
| Southwestern Athletic | 1-0           | 1.000       |
| <b>Total</b>          | <b>112-81</b> | <b>.580</b> |

### Championships won

| Team                     | Championships | Years                                                |
|--------------------------|---------------|------------------------------------------------------|
| North Dakota State       | 9             | 2011, 2012, 2013, 2014, 2015, 2017, 2018, 2019, 2021 |
| <b>Georgia Southern</b>  | 6             | 1985, 1986, 1989, 1990, <b>1999, 2000</b>            |
| Youngstown State         | 4             | 1991, 1993, 1994, 1997                               |
| <b>Appalachian State</b> | 3             | <b>2005, 2006, 2007</b>                              |
| Eastern Kentucky         | 2             | 1979, 1982                                           |
| James Madison            | 2             | 2004, 2016                                           |
| <b>Marshall</b>          | 2             | <b>1992, 1996</b>                                    |
| Montana                  | 2             | 1995, 2001                                           |
| Boise State              | 1             | 1980                                                 |
| Delaware                 | 1             | 2003                                                 |
| Eastern Washington       | 1             | 2010                                                 |
| Florida A&M              | 1             | 1978                                                 |
| <b>Furman</b>            | 1             | <b>1988</b>                                          |
| Idaho State              | 1             | 1981                                                 |
| Massachusetts            | 1             | 1998                                                 |
| Montana State            | 1             | 1984                                                 |
| Northeast Louisiana      | 1             | 1987                                                 |
| Richmond                 | 1             | 2008                                                 |
| Sam Houston              | 1             | 2020-21                                              |
| South Dakota State       | 1             | 2022                                                 |
| Southern Illinois        | 1             | 1983                                                 |
| Villanova                | 1             | 2009                                                 |
| Western Kentucky         | 1             | 2002                                                 |

**Bold denotes championship won as a member of the SoCon**

### Playoff results

| 1982         |                                          |                  |
|--------------|------------------------------------------|------------------|
| 1st round    | South Carolina State 17, FURMAN 0        | Greenville, S.C. |
| 1983         |                                          |                  |
| 1st round    | WESTERN CAROLINA 24, Colgate 23          | Cullowhee, N.C.  |
| Quarterfinal | FURMAN 35, Boston University 16          | Greenville, S.C. |
| Semifinal    | WESTERN CAROLINA 28, Holy Cross 21       | Worcester, Mass. |
| Final        | WESTERN CAROLINA 14, FURMAN 7            | Greenville, S.C. |
|              | Southern Illinois 43, WESTERN CAROLINA 7 | Charleston, S.C. |

| 1984         |                                             |                     |
|--------------|---------------------------------------------|---------------------|
| 1st round    | Arkansas State 37, CHATTANOOGA 10           | Jonesboro, Ark.     |
| 1985         |                                             |                     |
| Quarterfinal | FURMAN 59, Rhode Island 15                  | Greenville, S.C.    |
| Semifinal    | FURMAN 35, Nevada-Reno 12                   | Greenville, S.C.    |
| Final        | Georgia Southern 44, FURMAN 42              | Tacoma, Wash.       |
| 1986         |                                             |                     |
| 1st round    | Nicholls State 28, APPALACHIAN STATE 26     | Boone, N.C.         |
|              | Eastern Kentucky 23, FURMAN 10              | Greenville, S.C.    |
| 1987         |                                             |                     |
| 1st round    | APPALACHIAN STATE 20, Richmond 3            | Boone, N.C.         |
|              | MARSHALL 41, James Madison 12               | Huntington, W.Va.   |
| Quarterfinal | APPALACHIAN STATE 19, Georgia Southern 0    | Boone, N.C.         |
|              | MARSHALL 51, Weber State 23                 | Huntington, W.Va.   |
| Semifinal    | MARSHALL 24, APPALACHIAN STATE 10           | Boone, N.C.         |
| Final        | Northeast Louisiana 43, MARSHALL 42         | Pocatello, Idaho    |
| 1988         |                                             |                     |
| 1st round    | Georgia Southern 38, THE CITADEL 20         | Statesboro, Ga.     |
|              | FURMAN 21, Delaware 7                       | Greenville, S.C.    |
|              | MARSHALL 7, North Texas 0                   | Huntington, W.Va.   |
| Quarterfinal | FURMAN 13, MARSHALL 9                       | Huntington, W.Va.   |
| Semifinal    | FURMAN 38, Idaho 7                          | Greenville, S.C.    |
| Final        | FURMAN 17, Georgia Southern 12              | Pocatello, Idaho    |
| 1989         |                                             |                     |
| 1st round    | Middle Tenn. 24, APPALACHIAN STATE 21       | Murfreesboro, Tenn. |
|              | FURMAN 24, William & Mary 10                | Greenville, S.C.    |
| Quarterfinal | FURMAN 42, Youngstown State 23              | Greenville, S.C.    |
| Semifinal    | Stephen F. Austin 21, FURMAN 19             | Greenville, S.C.    |
| 1990         |                                             |                     |
| 1st round    | Georgia Southern 31, THE CITADEL 0          | Statesboro, Ga.     |
|              | FURMAN 45, Eastern Kentucky 17              | Greenville, S.C.    |
| Quarterfinal | Nevada-Reno 42, FURMAN 35 (3OT)             | Reno, Nev.          |
| 1991         |                                             |                     |
| 1st round    | Eastern Kentucky 14, APPALACHIAN STATE 3    | Richmond, Ky.       |
|              | MARSHALL 20, Western Illinois 17 (OT)       | Huntington, W.Va.   |
| Quarterfinal | MARSHALL 41, Northern Iowa 13               | Huntington, W.Va.   |
| Semifinal    | MARSHALL 14, Eastern Kentucky 7             | Huntington, W.Va.   |
| Final        | Youngstown State 25, MARSHALL 17            | Statesboro, Ga.     |
| 1992         |                                             |                     |
| 1st round    | Middle Tenn. 35, APPALACHIAN STATE 10       | Murfreesboro, Tenn. |
|              | THE CITADEL 44, North Carolina A&T 0        | Charleston, S.C.    |
|              | MARSHALL 44, Eastern Kentucky 0             | Huntington, W.Va.   |
| Quarterfinal | Youngstown State 42, THE CITADEL 17         | Charleston, S.C.    |
|              | MARSHALL 35, Middle Tennessee 21            | Huntington, W.Va.   |
| Semifinal    | MARSHALL 28, Delaware 7                     | Huntington, W.Va.   |
| Final        | MARSHALL 31, Youngstown State 28            | Huntington, W.Va.   |
| 1993         |                                             |                     |
| 1st round    | GEORGIA SOUTHERN 14, Eastern Kentucky 12    | Statesboro, Ga.     |
|              | MARSHALL 28, Howard 14                      | Huntington, W.Va.   |
| Quarterfinal | Youngstown State 34, GEORGIA SOUTHERN 14    | Youngstown, Ohio    |
|              | MARSHALL 34, Delaware 31                    | Huntington, W.Va.   |
| Semifinal    | MARSHALL 24, Troy State 21                  | Huntington, W.Va.   |
| Final        | Youngstown State 17, MARSHALL 5             | Huntington, W.Va.   |
| 1994         |                                             |                     |
| 1st round    | APPALACHIAN STATE 17, New Hampshire 10 (OT) | Durham, N.H.        |
|              | MARSHALL 49, Middle Tennessee 14            | Huntington, W.Va.   |
| Quarterfinal | Boise State 17, APPALACHIAN STATE 14        | Boise, Idaho        |
|              | MARSHALL 28, James Madison 21 (OT)          | Huntington, W.Va.   |
| Semifinal    | Boise State 28, MARSHALL 24                 | Boise, Idaho        |
| 1995         |                                             |                     |
| 1st round    | APPALACHIAN STATE 31, James Madison 24      | Boone, N.C.         |
|              | GEORGIA SOUTHERN 24, Troy State 21          | Troy, Ala.          |
|              | MARSHALL 38, Jackson State 8                | Huntington, W.Va.   |
| Quarterfinal | Stephen F. Austin 27, APPALACHIAN STATE 17  | Boone, N.C.         |
|              | Montana 45, GEORGIA SOUTHERN 0              | Missoula, Mont.     |
|              | MARSHALL 41, Northern Iowa 24               | Huntington, W.Va.   |
| Semifinal    | MARSHALL 25, McNeese State 13               | Lake Charles, La.   |
| Final        | Montana 22, MARSHALL 20                     | Huntington, W.Va.   |

# FCS PLAYOFF HISTORY



**1996**

|              |                                |                     |
|--------------|--------------------------------|---------------------|
| 1st round    | ETSU 35, Villanova 29          | Johnson City, Tenn. |
|              | FURMAN 42, Northern Arizona 31 | Flagstaff, Ariz.    |
| Quarterfinal | MARSHALL 59, Delaware 14       | Huntington, W.Va.   |
|              | MARSHALL 54, FURMAN 0          | Huntington, W.Va.   |
|              | Montana 44, ETSU 14            | Missoula, Mont.     |
| Semifinal    | MARSHALL 31, Northern Iowa 14  | Huntington, W.Va.   |
| Final        | MARSHALL 49, Montana 29        | Huntington, W.Va.   |

**1997**

|              |                                     |                 |
|--------------|-------------------------------------|-----------------|
| 1st round    | GEORGIA SOUTHERN 52, Florida A&M 37 | Statesboro, Ga. |
| Quarterfinal | Delaware 16, GEORGIA SOUTHERN 7     | Newark, Del.    |

**1998**

|              |                                           |                    |
|--------------|-------------------------------------------|--------------------|
| 1st round    | GEORGIA SOUTHERN 49, Colgate 28           | Statesboro, Ga.    |
|              | APPALACHIAN STATE 45, Tennessee State 31  | Boone, N.C.        |
| Quarterfinal | GEORGIA SOUTHERN 52, Connecticut 30       | Statesboro, Ga.    |
|              | Northwestern St. 31, APPALACHIAN STATE 20 | Natchitoches, La.  |
| Semifinal    | GEORGIA SOUTHERN 42, Western Illinois 14  | Statesboro, Ga.    |
| Final        | Massachusetts 55, GA. SOUTHERN 43         | Chattanooga, Tenn. |

**1999**

|              |                                          |                    |
|--------------|------------------------------------------|--------------------|
| 1st round    | GEORGIA SOUTHERN 72, Northern Arizona 29 | Statesboro, Ga.    |
|              | Massachusetts 30, FURMAN 23 OT           | Greenville, S.C.   |
|              | Florida A&M 44, APPALACHIAN STATE 29     | Boone, N.C.        |
| Quarterfinal | GEORGIA SOUTHERN 38, Massachusetts 21    | Statesboro, Ga.    |
| Semifinal    | GEORGIA SOUTHERN 28, Illinois State 17   | Statesboro, Ga.    |
| Final        | GEORGIA SOUTHERN 59, Youngstown St. 24   | Chattanooga, Tenn. |

**2000**

|              |                                       |                    |
|--------------|---------------------------------------|--------------------|
| 1st round    | GEORGIA SOUTHERN 42, McNeese State 17 | Statesboro, Ga.    |
|              | Hofstra 31, FURMAN 24                 | Greenville, S.C.   |
|              | APPALACHIAN STATE 33, Troy State 30   | Troy, Ala.         |
| Quarterfinal | GEORGIA SOUTHERN 48, Hofstra 20       | Statesboro, Ga.    |
|              | APPALACHIAN STATE 17, W. Kentucky 14  | Bowling Green, Ky. |
| Semifinal    | GEORGIA SOUTHERN 27, Delaware 18      | Statesboro, Ga.    |
|              | Montana 19, APPALACHIAN STATE 16 (OT) | Missoula, Mont.    |
| Final        | GEORGIA SOUTHERN 27, Montana 25       | Chattanooga, Tenn. |

**2001**

|              |                                           |                    |
|--------------|-------------------------------------------|--------------------|
| 1st round    | GEORGIA SOUTHERN 60, Florida A&M 35       | Statesboro, Ga.    |
|              | FURMAN 24, Western Kentucky 20            | Greenville, S.C.   |
|              | APPALACHIAN STATE 40, William & Mary 27   | Boone, N.C.        |
| Quarterfinal | GEORGIA SOUTHERN 38, APPALACHIAN STATE 24 | Statesboro, Ga.    |
|              | FURMAN 34, Lehigh 17                      | Greenville, S.C.   |
| Semifinal    | FURMAN 24, GEORGIA SOUTHERN 17            | Statesboro, Ga.    |
| Final        | Montana 13, FURMAN 6                      | Chattanooga, Tenn. |

**2002**

|              |                                          |                   |
|--------------|------------------------------------------|-------------------|
| 1st round    | GEORGIA SOUTHERN 34, Bethune-Cookman 0   | Statesboro, Ga.   |
|              | Villanova 45, FURMAN 38                  | Philadelphia, Pa. |
|              | Maine 14, APPALACHIAN STATE 13           | Boone, N.C.       |
| Quarterfinal | GEORGIA SOUTHERN 31, Maine 7             | Statesboro, Ga.   |
| Semifinal    | Western Kentucky 31, GEORGIA SOUTHERN 28 | Statesboro, Ga.   |

**2003**

|              |                                   |                   |
|--------------|-----------------------------------|-------------------|
| 1st round    | WOFFORD 31, North Carolina A&T 10 | Spartanburg, S.C. |
| Quarterfinal | WOFFORD 34, Western Kentucky 17   | Spartanburg, S.C. |
| Semifinal    | Delaware 24, WOFFORD 9            | Newark, Del.      |

**2004**

|              |                                       |                  |
|--------------|---------------------------------------|------------------|
| 1st round    | New Hampshire 27, GEORGIA SOUTHERN 21 | Statesboro, Ga.  |
|              | FURMAN 49, Jacksonville State 7       | Greenville, S.C. |
| Quarterfinal | James Madison 14, FURMAN 13           | Greenville, S.C. |

**2005**

|              |                                            |                    |
|--------------|--------------------------------------------|--------------------|
| 1st round    | APPALACHIAN STATE 34, Lafayette 23         | Boone, N.C.        |
|              | Texas State 50, GEORGIA SOUTHERN 35        | San Marcos, Texas  |
|              | FURMAN 14, Nicholls State 12               | Greenville, S.C.   |
| Quarterfinal | APPALACHIAN STATE 38, Southern Illinois 24 | Boone, N.C.        |
|              | FURMAN 24, Richmond 20                     | Richmond, Va.      |
| Semifinal    | APPALACHIAN STATE 29, FURMAN 23            | Boone, N.C.        |
| Final        | APPALACHIAN STATE 21, Northern Iowa 16     | Chattanooga, Tenn. |

**2006**

|              |                                           |                    |
|--------------|-------------------------------------------|--------------------|
| 1st round    | Montana State 31, FURMAN 13               | Bozeman, Mont.     |
|              | APPALACHIAN STATE 45, Coastal Carolina 28 | Boone, N.C.        |
| Quarterfinal | APPALACHIAN STATE 38, Montana State 17    | Boone, N.C.        |
| Semifinal    | APPALACHIAN STATE 49, Youngstown State 24 | Boone, N.C.        |
| Final        | APPALACHIAN STATE 28, Massachusetts 17    | Chattanooga, Tenn. |

**2007**

|              |                                             |                    |
|--------------|---------------------------------------------|--------------------|
| 1st round    | APPALACHIAN STATE 28, James Madison 27      | Boone, N.C.        |
|              | WOFFORD 23, Montana 22                      | Missoula, Mont.    |
| Quarterfinal | APPALACHIAN STATE 38, Eastern Washington 35 | Boone, N.C.        |
|              | Richmond 21, WOFFORD 10                     | Spartanburg, S.C.  |
| Semifinal    | APPALACHIAN STATE 55, Richmond 35           | Boone, N.C.        |
| Final        | APPALACHIAN STATE 49, Delaware 21           | Chattanooga, Tenn. |

**2008**

|              |                                               |                   |
|--------------|-----------------------------------------------|-------------------|
| 1st round    | APPALACHIAN STATE 37, South Carolina State 21 | Boone, N.C.       |
|              | James Madison 38, WOFFORD 35                  | Harrisonburg, Va. |
| Quarterfinal | Richmond 38, APPALACHIAN STATE 10             | Boone, N.C.       |

**2009**

|              |                                               |                 |
|--------------|-----------------------------------------------|-----------------|
| 1st round    | APPALACHIAN STATE 20, South Carolina State 13 | Boone, N.C.     |
|              | Richmond 16, ELON 13                          | Richmond, Va.   |
| Quarterfinal | APPALACHIAN STATE 35, Richmond 31             | Richmond, Va.   |
| Semifinal    | Montana 24, APPALACHIAN STATE 17              | Missoula, Mont. |

**2010**

|              |                                              |                    |
|--------------|----------------------------------------------|--------------------|
| 1st round    | GEORGIA SOUTHERN 41, South Carolina State 16 | Statesboro, Ga.    |
| 2nd round    | GEORGIA SOUTHERN 31, William & Mary 15       | Williamsburg, Va.  |
|              | APPALACHIAN STATE 42, Western Illinois 14    | Boone, N.C.        |
|              | WOFFORD 17, Jacksonville State 14            | Jacksonville, Ala. |
| Quarterfinal | Villanova 42, APPALACHIAN STATE 24           | Boone, N.C.        |
|              | GEORGIA SOUTHERN 23, WOFFORD 20              | Spartanburg, S.C.  |
| Semifinal    | Delaware 27, GEORGIA SOUTHERN 10             | Newark, Del.       |

**2011**

|              |                                           |                   |
|--------------|-------------------------------------------|-------------------|
| 2nd round    | GEORGIA SOUTHERN 55, Old Dominion 48      | Statesboro, Ga.   |
|              | Maine 34, APPALACHIAN STATE 12            | Boone, N.C.       |
|              | Northern Iowa 28, WOFFORD 21              | Cedar Falls, Iowa |
| Quarterfinal | GEORGIA SOUTHERN 35, Maine 23             | Statesboro, Ga.   |
| Semifinal    | North Dakota State 35, GEORGIA SOUTHERN 7 | Fargo, N.D.       |

**2012**

|              |                                              |                   |
|--------------|----------------------------------------------|-------------------|
| 2nd round    | GEORGIA SOUTHERN 24, Central Arkansas 16     | Statesboro, Ga.   |
|              | Illinois State 38, APPALACHIAN STATE 37 (OT) | Boone, N.C.       |
|              | WOFFORD 23, New Hampshire 7                  | Spartanburg, S.C. |
| Quarterfinal | GEORGIA SOUTHERN 49, Old Dominion 35         | Norfolk, Va.      |
|              | North Dakota State 14, WOFFORD 7             | Fargo, N.D.       |
| Semifinal    | North Dakota State 23, GEORGIA SOUTHERN 20   | Fargo, N.D.       |

**2013**

|           |                                    |                    |
|-----------|------------------------------------|--------------------|
| 1st round | FURMAN 30, South Carolina State 20 | Orangeburg, S.C.   |
|           | Jacksonville State 55, SAMFORD 14  | Jacksonville, Ala. |
| 2nd round | North Dakota State 38, FURMAN 7    | Fargo, N.D.        |

**2014**

|              |                                  |                    |
|--------------|----------------------------------|--------------------|
| 2nd round    | CHATTANOOGA 35, Indiana State 14 | Chattanooga, Tenn. |
| Quarterfinal | New Hampshire 35, CHATTANOOGA 30 | Durham, N.H.       |

**2015**

|           |                                            |                    |
|-----------|--------------------------------------------|--------------------|
| 1st round | CHATTANOOGA 50, Fordham 20                 | Chattanooga, Tenn. |
|           | THE CITADEL 41, Coastal Carolina 38        | Conway, S.C.       |
| 2nd round | Jacksonville State 41, CHATTANOOGA 35 (OT) | Jacksonville, Ala. |
|           | Charleston Southern 14, THE CITADEL 6      | Charleston, S.C.   |

**2016**

|              |                                       |                    |
|--------------|---------------------------------------|--------------------|
| 1st round    | CHATTANOOGA 45, Weber State 14        | Chattanooga, Tenn. |
|              | WOFFORD 15, Charleston Southern 14    | Charleston, S.C.   |
|              | Youngstown State 38, SAMFORD 24       | Youngstown, Ohio   |
| 2nd round    | WOFFORD 17, THE CITADEL 3             | Charleston, S.C.   |
|              | Sam Houston State 41, CHATTANOOGA 36  | Huntsville, Texas  |
| Quarterfinal | Youngstown State 30, WOFFORD 23 (2OT) | Youngstown, Ohio   |

**2017**

|              |                                   |                   |
|--------------|-----------------------------------|-------------------|
| 1st round    | Kennesaw State 28, SAMFORD 17     | Kennesaw, Ga.     |
|              | FURMAN 28, Elon 27                | Elon, N.C.        |
| 2nd round    | WOFFORD 28, FURMAN 10             | Spartanburg, S.C. |
| Quarterfinal | North Dakota State 42, WOFFORD 10 | Fargo, N.D.       |

**2018**

|           |                                |                    |
|-----------|--------------------------------|--------------------|
| 1st round | WOFFORD 19, Elon 7             | Spartanburg, S.C.  |
|           | Jacksonville State 34, ETSU 27 | Jacksonville, Ala. |
| 2nd round | Kennesaw State 13, WOFFORD 10  | Kennesaw, Ga.      |

**2019**

|           |                               |                    |
|-----------|-------------------------------|--------------------|
| 1st round | Kennesaw State 28, WOFFORD 21 | Spartanburg, S.C.  |
|           | Austin Peay 42, FURMAN 6      | Clarksville, Tenn. |

|              |                                            |                     |
|--------------|--------------------------------------------|---------------------|
|              | <b>2020-21</b>                             |                     |
| 1st round    | James Madison 31, VMI 24                   | Harrisonburg, Va.   |
|              | <b>2021</b>                                |                     |
| 2nd round    | ETSU 32, Kennesaw State 31                 | Johnson City, Tenn. |
| Quarterfinal | North Dakota State 27, ETSU 3              | Fargo, N.D.         |
|              | <b>2022</b>                                |                     |
| 1st round    | FURMAN 31, Elon 6                          | Greenville, S.C.    |
| 2nd round    | UIW 41, FURMAN 38                          | San Antonio, Texas  |
| Quarterfinal | SAMFORD 48, Southeastern Louisiana 42 (OT) | Birmingham, Ala.    |
|              | North Dakota State 27, SAMFORD 9           | Fargo, N.D.         |

| Current SoCon schools in the playoffs |      |     |      |      |          |           |
|---------------------------------------|------|-----|------|------|----------|-----------|
| Team                                  | App. | Won | Lost | Pct. | Champion | Runner-up |
| The Citadel                           | 5    | 2   | 5    | .286 | 0        | 0         |
| ETSU                                  | 3    | 2   | 3    | .400 | 0        | 0         |
| Furman                                | 19   | 20  | 18   | .526 | 1        | 2         |
| Mercer                                | 0    | 0   | 0    | .000 | 0        | 0         |
| Samford                               | 6    | 3   | 6    | .333 | 0        | 0         |
| Chattanooga                           | 4    | 3   | 4    | .429 | 0        | 0         |
| VMI                                   | 0    | 1   | 0    | .000 | 0        | 0         |
| Western Carolina                      | 1    | 3   | 1    | .750 | 0        | 1         |
| Wofford                               | 10   | 9   | 10   | .474 | 0        | 0         |


| SoCon records in the playoffs     |               |               |
|-----------------------------------|---------------|---------------|
|                                   | Nonconference | Overall       |
| Opening Round*:                   | 9-7           | 9-7           |
| Second Round:                     | 48-28         | 50-30         |
| In Quarterfinals:                 | 25-19         | 29-23         |
| In Semifinals:                    | 12-9          | 16-13         |
| In Championship Game:             | 8-8           | 8-8           |
| <b>All rounds in FCS Playoffs</b> | <b>102-71</b> | <b>112-81</b> |
| <b>All rounds percentage</b>      | <b>.590</b>   | <b>.580</b>   |

\*- Field was expanded from 16 to 20 teams in 2010. First round of four games was added to start the playoffs. Four more games were added when field expanded in 2013. The 2020-21 playoffs included just 16 teams.

### NCAA FCS Championship game results

| Year    | Result                                       | Site (Attendance)             |
|---------|----------------------------------------------|-------------------------------|
| 1978    | Florida A&M 35, Massachusetts 20             | Wichita Falls, Texas (13,604) |
| 1979    | Eastern Kentucky 30, Lehigh 7                | Orlando, Fla. (5,500)         |
| 1980    | Boise State 31, Eastern Kentucky 29          | Sacramento, Calif. (8,157)    |
| 1981    | Idaho State 34, Eastern Kentucky 23          | Wichita Falls, Texas (11,003) |
| 1982    | Eastern Kentucky 17, Delaware 14             | Wichita Falls, Texas (11,257) |
| 1983    | Southern Illinois 43, WESTERN CAROLINA 17    | CHARLESTON, S.C. (15,950)     |
| 1984    | Montana State 19, Louisiana Tech 6           | CHARLESTON, S.C. (9,125)      |
| 1985    | Georgia Southern 44, FURMAN 42               | Tacoma, Wash. (5,306)         |
| 1986    | Georgia Southern 48, Arkansas State 21       | Tacoma, Wash. (4,419)         |
| 1987    | Northeast Louisiana 43, MARSHALL 42          | Pocatello, Idaho (11,513)     |
| 1988    | FURMAN 17, Georgia Southern 12               | Pocatello, Idaho (11,500)     |
| 1989    | Georgia Southern 37, Stephen F. Austin 34    | Statesboro, Ga. (25,725)      |
| 1990    | Georgia Southern 36, Nevada-Reno 13          | Statesboro, Ga. (23,204)      |
| 1991    | Youngstown State 25, MARSHALL 17             | Statesboro, Ga. (12,667)      |
| 1992    | MARSHALL 31, Youngstown State 28             | HUNTINGTON, W.VA. (31,304)    |
| 1993    | Youngstown State 17, MARSHALL 5              | HUNTINGTON, W.VA. (29,218)    |
| 1994    | Youngstown State 28, Boise State 14          | HUNTINGTON, W.VA. (27,674)    |
| 1995    | Montana 22, MARSHALL 20                      | HUNTINGTON, W.VA. (32,106)    |
| 1996    | MARSHALL 49, Montana 29                      | HUNTINGTON, W.VA. (30,052)    |
| 1997    | Youngstown State 10, McNeese State 9         | CHATTANOOGA, TENN. (14,771)   |
| 1998    | Massachusetts 55, GA. SOUTHERN 43            | CHATTANOOGA, TENN. (17,501)   |
| 1999    | GEORGIA SOUTHERN 59, Youngstown St. 24       | CHATTANOOGA, TENN. (20,052)   |
| 2000    | GEORGIA SOUTHERN 27, Montana 25              | CHATTANOOGA, TENN. (17,156)   |
| 2001    | Montana 13, FURMAN 6                         | CHATTANOOGA, TENN. (12,698)   |
| 2002    | Western Kentucky 34, McNeese State 14        | CHATTANOOGA, TENN. (12,360)   |
| 2003    | Delaware 40, Colgate 0                       | CHATTANOOGA, TENN. (14,281)   |
| 2004    | James Madison 31, Montana 21                 | CHATTANOOGA, TENN. (16,771)   |
| 2005    | APPALACHIAN STATE 21, Northern Iowa 16       | CHATTANOOGA, TENN. (20,236)   |
| 2006    | APPALACHIAN STATE 28, Massachusetts 17       | CHATTANOOGA, TENN. (22,808)   |
| 2007    | APPALACHIAN STATE 49, Delaware 21            | CHATTANOOGA, TENN. (23,010)   |
| 2008    | Richmond 24, Montana 7                       | CHATTANOOGA, TENN. (17,823)   |
| 2009    | Villanova 23, Montana 21                     | CHATTANOOGA, TENN. (14,328)   |
| 2010    | Eastern Washington 20, Delaware 19           | Frisco, Texas (13,027)        |
| 2011    | North Dakota State 17, Sam Houston State 6   | Frisco, Texas (20,586)        |
| 2012    | North Dakota State 39, Sam Houston State 13  | Frisco, Texas (21,411)        |
| 2013    | North Dakota State 35, Towson 7              | Frisco, Texas (19,802)        |
| 2014    | North Dakota State 29, Illinois State 27     | Frisco, Texas (20,918)        |
| 2015    | North Dakota State 37, Jacksonville State 10 | Frisco, Texas (21,836)        |
| 2016    | James Madison 28, Youngstown State 14        | Frisco, Texas (14,423)        |
| 2017    | North Dakota State 17, James Madison 13      | Frisco, Texas (19,090)        |
| 2018    | North Dakota State 38, Eastern Washington 24 | Frisco, Texas (17,802)        |
| 2019    | North Dakota State 28, James Madison 20      | Frisco, Texas (17,866)        |
| 2020-21 | Sam Houston 23, South Dakota State 21        | Frisco, Texas (7,840)         |
| 2021    | North Dakota State 38, Montana State 10      | Frisco, Texas (18,942)        |
| 2022    | South Dakota State 45, North Dakota State 21 | Frisco, Texas (18,023)        |

Southern Conference teams and sites listed in caps.



Georgia Southern's J.R. Revere had a 66-yard touchdown run in the Eagles' 59-24 win over Youngstown State in the 1999 title game.

## 1988: Furman 17, Georgia Southern 12

Dec. 17, 1988, Pocatello, Idaho

Unheralded Furman (13-2) downed Georgia Southern (12-3), 17-12, to capture the 1988 I-AA national championship.

Coach Erk Russell's team scored first when David Cool booted a 55-yard field goal, the longest in school history, to give the Eagles a 3-0 advantage midway through the first quarter. Furman's Frankie DeBusk moved the Paladins 88 yards in 13 plays and his 19-yard pass to Greg Key gave Furman the lead. Glen Connally's 36-yard field goal gave Furman a 10-3 lead at intermission.

After Cool's 48-yard field goal midway through the third quarter made it 10-6, Furman responded and scored on Dwight Sterling's 5-yard run to cap an 80-yard drive. Connally's extra point gave the Paladins a 17-6 cushion late in the third quarter. Georgia Southern's Mark Giles blocked a Bruce Leicht punt and returned it 30 yards for a touchdown with 12:22 left to make the score 17-12.

All-American linebacker Jeff Blankenship intercepted a Raymond Gross pass in the final minutes to seal the title for the Paladins.

|                  | 1Q | 2Q | 3Q | 4Q | F    |
|------------------|----|----|----|----|------|
| Georgia Southern | 3  | 0  | 3  | 6  | - 12 |
| Furman           | 7  | 3  | 7  | 0  | - 17 |

GSU- David Cool 55 FG

FUR- Greg Key 19 pass from Frankie DeBusk (Glen Connally kick)


FUR- Connally 36 FG

GSU- Cool 48 FG

FUR- Dwight Sterling 5 run (Connally kick)

GSU- Mark Giles 39 blocked punt return (pass failed)

| Team Stats      | FUR    | GSU    |
|-----------------|--------|--------|
| First Downs     | 17     | 14     |
| Rushes-Yards    | 54-231 | 52-134 |
| Passing Yards   | 124    | 64     |
| Passes          | 7-11-1 | 5-17-2 |
| Plays-Yards     | 65-335 | 69-198 |
| Fumbles-Lost    | 2-1    | 5-1    |
| Penalties-Yards | 5-34   | 3-27   |
| Punts-Average   | 5-32.2 | 4-47.3 |
| Possession      | 33:09  | 26:51  |



Sophomore quarterback Frankie DeBusk (22) led Furman to the 1988 national championship with a 17-12 win over Georgia Southern, as the Paladins became the first SoCon team and the first private school to claim the nation's top prize.

## 1992: Marshall 31, Youngstown State 28

Dec. 19, 1992, Huntington, W.Va.

Willy Merrick, taking over the kicking duties after his brother was suspended, booted a game-winning 22-yard field goal with 10 seconds left to lift Marshall (12-3) to the I-AA Championship title with a 31-28 victory over Youngstown State (11-3-1). It was the first field goal of Merrick's career and he added four extra points in the title game.

Marshall led 14-0 at intermission and increased the lead to 28-0 midway through the third quarter. But coach Jim Tressell's Penguins scored 28 straight points to tie the game on Kevin Smith's third touchdown of the day, a 10-yard run with 3:28 to go in the contest setting up Merrick's last-second heroics.

The Thundering Herd drove 76 yards in 14 plays and Michael Payton completed 7-of-9 passes for 60 yards in the game-winning drive. After a Marshall timeout, center Merrick kicked the game-winning field goal squarely through the uprights. Youngstown State drove to its own 29-yard line as the game ended.

|                  | 1Q | 2Q | 3Q | 4Q | F    |
|------------------|----|----|----|----|------|
| Youngstown State | 0  | 0  | 14 | 14 | - 28 |
| Marshall         | 0  | 14 | 14 | 3  | - 31 |

MU- Mike Bartum 6 pass from Michael Payton (Willy Merrick kick)

MU- Orlando Hatchett 5 run (Merrick kick)

MU- Glenn Pedro 1 run (Merrick kick)

MU- Hatchett 22 pass from Payton (Merrick kick)

YSU- Darian Williams 30 pass from Mike Cochran (Jeff Wilkins kick)


YSU- Kevin Smith 4 run (Wilkins kick)

YSU- Smith 1 run (Wilkins kick)

YSU- Smith 10 run (Wilkins kick)

MU- Merrick 25 FG

| Team Stats      | MU      | YSU     |
|-----------------|---------|---------|
| First Downs     | 26      | 17      |
| Rushes-Yards    | 42-185  | 34-116  |
| Passing Yards   | 270     | 256     |
| Passes          | 25-40-1 | 18-31-2 |
| Plays-Yards     | 82-455  | 65-372  |
| Fumbles-Lost    | 0-0     | 1-1     |
| Penalties-Yards | 7-40    | 3-20    |
| Punts-Average   | 5-39.8  | 6-41.6  |
| Possession      | 32:03   | 27:57   |



Willy Merrick kicked his first career field goal with 10 seconds remaining to send Marshall to its first FCS title with a 31-28 victory over Youngstown State.

## 1996: Marshall 49, Montana 29

Dec. 21, 1996, Huntington, W.Va.

In its final game in Division I-AA and as a member of the Southern Conference, No. 2-ranked Marshall (15-0) completed a perfect season by downing No. 1-ranked Montana (14-1), 49-29, to win its second national championship in five years. It marked the first time that two undefeated teams had met in the title game. The game was a rematch of the 1995 championship contest, won by Montana, 22-20.

Wide receiver Randy Moss, who would go on to NFL stardom, hauled in nine passes for 220 yards and four touchdowns leading the Thundering Herd to the victory. Moss set playoff records for touchdown receptions (9) and receiving yardage (636).

Coach Bob Pruett's team built a 46-6 lead in the fourth quarter. Eric Kresser tied a school and conference record with his 35th touchdown pass of the season.

Griz quarterback Brian Ah Yat set playoff records for pass completions (36) while wide receiver Joe Douglass set a playoff mark with 13 receptions.

Marshall downed Delaware (59-14), Furman (54-0) and Northern Iowa (31-14) setting up the title game with the Grizzlies.

|          | 1Q | 2Q | 3Q | 4Q | F    |
|----------|----|----|----|----|------|
| Marshall | 14 | 9  | 16 | 10 | - 49 |
| Montana  | 0  | 6  | 0  | 23 | - 29 |

- MU- Randy Moss 19 pass from Eric Kresser (Tim Openlander kick)
- MU- Marshall Chapman 61 run (Openlander kick)
- MU- Moss 70 pass from Kresser (kick failed)
- MU- Openlander 20 FG
- MON- Andy Larson 40 FG
- MON- Larson 27 FG
- MU- Moss 54 pass from Kresser (Openlander kick)
- MU- Chapman 9 run (Openlander kick)
- MU- Safety, Ah Yat intentional grounding
- MU- Moss 28 pass from Kresser (Openlander kick)
- MON- Joe Douglass 4 pass from Brian Ah Yat (Dallas Neil pass from Ah Yat)
- MON- Josh Branan 2 run (Neil pass from Ah Yat)
- MU- Openlander 37 FG
- MON- Jeff Paffhausen 18 pass from Ah Yat (Larson kick)

| Team Stats      | MU      | MON     |
|-----------------|---------|---------|
| First Downs     | 21      | 31      |
| Rushes-Yards    | 36-217  | 35-95   |
| Passing Yards   | 324     | 335     |
| Passes          | 18-28-0 | 36-55-1 |
| Plays-Yards     | 64-541  | 90-430  |
| Fumbles-Lost    | 0-0     | 2-1     |
| Penalties-Yards | 9-79    | 8-49    |
| Punts-Average   | 5-38.8  | 4-42.5  |
| Possession      | 28:47   | 31:13   |



Randy Moss hauled in four touchdown passes in Marshall's 49-29 championship victory over Montana as the Thundering Herd avenged a two-point loss to the Grizzlies in 1995.

## 1999: Georgia Southern 59, Youngstown State 24

Dec. 18, 1999, Chattanooga, Tenn.

Adrian Peterson ran for a playoff record 247 yards on 25 carries and scored three touchdowns as Georgia Southern (13-2) defeated Youngstown State, 59-24, to win the I-AA Championship in Chattanooga, Tenn.

Peterson, along with teammates Bennie Cunningham (129 yards and one touchdown) and Greg Hill (111 yards and one score), all rushed for 100 or more yards. In all, seven different players scored touchdowns for the Eagles.

Youngstown State scored on its first two drives and led 10-7 early in the second quarter, but Georgia Southern amassed 210 of its 638 yards on the ground in the second quarter when the Eagles scored four times to build a 38-14 lead at intermission. After Mark Griffith booted a 30-yard field goal in the third quarter to make the score 38-17, coach Paul Johnson's team scored three touchdowns to put the game out of reach.

The game pitted I-AA's winningest team in the previous 10 years (100), Youngstown State, against Georgia Southern, which amassed more playoff wins than any other team.

|                  | 1Q | 2Q | 3Q | 4Q | F    |
|------------------|----|----|----|----|------|
| Georgia Southern | 10 | 28 | 7  | 14 | - 59 |
| Youngstown State | 7  | 7  | 3  | 7  | - 24 |

- GSU- Chris Chambers 25 FG
- YSU- Adrian Brown 2 run (Mark Griffith kick)
- GSU- Greg Hill 42 run (Chambers kick)
- YSU- Jeff Ryan 3 run (Griffith kick)
- GSU- Adrian Peterson 3 run (Chambers kick)
- GSU- Bennie Cunningham 57 run (Chambers kick)
- GSU- Peterson 22 run (Chambers kick)
- GSU- Anthony Williams 72 punt return (Chambers kick)
- YSU- Griffith 30 FG
- GSU- Peterson 1 run (Chambers kick)
- GSU- Mark Myers 5 run (Chambers kick)
- GSU- J.R. Revere 66 run (Chambers kick)
- YSU- Brown 1 run (Griffith kick)

| Team Stats      | GSU    | YSU     |
|-----------------|--------|---------|
| First Downs     | 24     | 17      |
| Rushes-Yards    | 59-638 | 44-163  |
| Passing Yards   | 17     | 175     |
| Passes          | 1-4-0  | 11-20-1 |
| Plays-Yards     | 63-655 | 64-338  |
| Fumbles-Lost    | 1-0    | 1-0     |
| Penalties-Yards | 9-82   | 3-11    |
| Punts-Average   | 1-25.0 | 7-36.0  |
| Possession      | 27:47  | 32:13   |



Adrian Peterson shredded the Youngstown State defense for 247 yards and three touchdowns to give Georgia Southern its fifth national championship and first in nine seasons.

#SoConFB

## 2000: Georgia Southern 27, Montana 25

Dec. 16, 2000, Chattanooga, Tenn.

Adrian Peterson rushed for 148 yards and two touchdowns and Georgia Southern withstood a fourth-quarter rally to defeat Montana 27-25 to win the school's second consecutive and sixth overall national crown.

Georgia Southern led 13-0 after one quarter when James McCoy recovered a fumble in the end zone for a score and Chris Johnson hauled in a 49-yard TD pass from J.R. Revere. After Chris Snyder put Montana on the board with a 38-yard field goal, Peterson bulled in from one-yard out to make the score 20-3 at halftime.

But Montana scored on three possessions in the second half to take a 23-20 lead in the fourth quarter. John Edwards connected with Etu Molden on a 17-yard scoring strike, Vince Huntsberger rambled 65 yards for a score and Yo Humphrey scored from two-yards out to give the Penguins the lead.

The Eagles answered on their first play from scrimmage when Peterson ran 57-yards to give Georgia Southern a 27-23 lead with 11:29 left. Montana scored with 15 seconds left when Scott Shelton was tackled in the end zone rather than attempt a punt.

|                  | 1Q | 2Q | 3Q | 4Q | F    |
|------------------|----|----|----|----|------|
| Georgia Southern | 13 | 7  | 0  | 7  | - 27 |
| Montana          | 3  | 0  | 6  | 16 | - 25 |

- GSU- James McCoy fumble recovery in end zone (Scott Shelton kick)
- GSU- Chris Johnson 49 pass from J.R. Revere (kick failed)
- UM- Chris Snyder 38 FG
- GSU- Adrian Peterson 1 run (Shelton kick)
- UM- Etu Molden 17 pass from John Edwards (kick failed)
- UM- Vince Huntsberger 65 run (kick failed)
- UM- Yo Humphrey 2 run (Humphrey pass from Edwards)
- GSU- Peterson 57 run (Shelton kick)
- UM- Team Safety, Shelton tackled in end zone

| Team Stats      | GSU    | UM      |
|-----------------|--------|---------|
| First Downs     | 14     | 28      |
| Rushes-Yards    | 51-277 | 36-211  |
| Passing Yards   | 113    | 276     |
| Passes          | 5-8-0  | 29-52-2 |
| Plays-Yards     | 59-390 | 88-487  |
| Fumbles-Lost    | 4-2    | 2-1     |
| Penalties-Yards | 8-60   | 5-36    |
| Punts-Average   | 6-39.2 | 4-28.8  |
| Possession      | 27:39  | 32:32   |



Adrian Peterson rushed for 148 yards and two of Georgia Southern's four touchdowns as it rallied past Montana to win its sixth national championship.

## 2005: Appalachian State 21, Northern Iowa 16

Dec. 16, 2005, Chattanooga, Tenn.

Appalachian State (12-3) rallied from a 16-7 halftime deficit to post a 21-16 victory over Northern Iowa and claim the 2005 national championship in Chattanooga, Tenn.

Without quarterback Richie Williams, who missed the first half with a severe ankle injury, the Mountaineer offense sputtered and Northern Iowa took advantage as Brian Wingert kicked field goals of 50, 26 yards and 21 yards and David Horn scored from two yards out. Kevin Richardson kept Appalachian State in the game with a five-yard touchdown run.

Richardson's one-yard run in the third quarter closed the game to 16-14. Midway through the fourth quarter, Appalachian State defensive end Marques Murrell stripped the ball from Northern Iowa quarterback Eric Sanders. Jason Hunter scooped up the ball and rambled 15 yards for the game-winning score with 9:14 to play to the delight of the more than 12,000-plus Appalachian State fans that made the trip to Tennessee for the contest.

Murrell and Hunter combined for two sacks down the stretch to snuff out a Northern Iowa rally.

|                   | 1Q | 2Q | 3Q | 4Q | F    |
|-------------------|----|----|----|----|------|
| Appalachian State | 0  | 7  | 7  | 7  | - 21 |
| Northern Iowa     | 6  | 10 | 0  | 0  | - 16 |

- UNI- Brian Wingert 50 FG
- UNI- Wingert 26 FG
- APP- Kevin Richardson 5 run (Julian Rauch kick)
- UNI- David Horn 2 run (Wingert kick)
- UNI- Wingert 21 FG
- APP- Richardson 1 run (Rauch kick)
- APP- Jason Hunter 15 fumble recovery (Rauch kick)

| Team Stats      | APP     | UNI     |
|-----------------|---------|---------|
| First Downs     | 18      | 21      |
| Rushes-Yards    | 28-46   | 47-102  |
| Passing Yards   | 252     | 181     |
| Passes          | 19-42-1 | 17-31-0 |
| Plays-Yards     | 60-298  | 78-283  |
| Fumbles-Lost    | 2-2     | 3-1     |
| Penalties-Yards | 4-40    | 5-45    |
| Punts-Average   | 7-41.9  | 9-37.9  |
| Possession      | 23:34   | 36:26   |



Zach Johnson (10) and Richie Williams (7) celebrate as Appalachian State wrapped up its first national championship with a 21-16 come-from-behind win over Northern Iowa.

## 2006: Appalachian State 28, Massachusetts 17

Dec. 15, 2006, Chattanooga, Tenn.

Kevin Richardson scored four touchdowns to lead No. 1-ranked Appalachian State (14-1) to a 28-17 victory over No. 3-ranked Massachusetts. Richardson also rushed for 179 of Appalachian State's 285 yards on the ground.

The Minutemen scored on their first possession to take a 7-0 lead when Matt Lawrence scored from 1 yard out. The Mountaineers answered when Richardson burst through the line for a 45-yard score with 1:15 left in the first quarter. Richardson's 6-yard TD run with 49 seconds left in the half gave Appalachian State a 14-7 lead.

Liam Coen connected with Brad Lisorti for a 17-yard score with 4:22 left in the third quarter. Tied 14-14 entering the fourth quarter, Appalachian State took the lead for good when Richardson scored on a four-yard jaunt with 13:22 to go. Following a 42-yard field goal by Chris Koeplin for the Minutemen, Richardson scored again, this time from 2 yards out with 1:51 to go to put the game out of reach.

An overflow crowd of 22,808 were on hand for the contest, including some 15,000 Mountaineers fans on hand to watch Appalachian State repeat as national champion.

|                   | 1Q | 2Q | 3Q | 4Q | F    |
|-------------------|----|----|----|----|------|
| Appalachian State | 7  | 7  | 0  | 14 | - 28 |
| Massachusetts     | 7  | 0  | 7  | 3  | - 17 |

- UM- Matt Lawrence 1 run (Chris Koeplin kick)
- APP- Kevin Richardson 45 run (Julian Rauch kick)
- APP- Richardson 6 run (Rauch kick)
- UM- Brad Listorti 17 pass from Liam Coen (Koeplin kick)
- APP- Richardson 4 run (Rauch kick)
- UM- Koeplin 42 FG
- APP- Richardson 2 run (Rauch kick)

| Team Stats      | APP     | UMass   |
|-----------------|---------|---------|
| First Downs     | 24      | 19      |
| Rushes-Yards    | 53-285  | 32-151  |
| Passing Yards   | 146     | 221     |
| Passes          | 12-19-1 | 20-33-2 |
| Plays-Yards     | 72-431  | 65-372  |
| Fumbles-Lost    | 0-0     | 0-0     |
| Penalties-Yards | 3-15    | 2-25    |
| Punts-Average   | 4-31.5  | 4-44.8  |
| Possession      | 33:10   | 26:50   |



Kevin Richardson rushed for 179 yards and four touchdowns as Appalachian State became just the fifth team to repeat as national champion.

## 2007: Appalachian State 49, Delaware 21

Dec. 14, 2007, Chattanooga, Tenn.

Three months after Appalachian State (13-2) stunned the college football world with a 34-32 upset at No. 5-ranked Michigan, coach Jerry Moore's team closed the deal with a 49-21 victory over Delaware (11-4) to annex its third consecutive national title.

Armanti Edwards threw for three touchdowns as the Mountaineers built a 21-0 lead and cruised to the win over the Blue Hens to become only the third team to win three straight FCS national crowns.

Kevin Richardson, Devon Moore, Daniel Kilgore and Dexter Jackson all scored first-half touchdowns as the Mountaineers led 28-7 at intermission as most of the 23,010 fans in attendance stood throughout awaiting the three-peat.


Richards caught an 8-yard TD pass late in the third quarter but Delaware's Omar Cuff answered with a touchdown of his own with 54 seconds left in the third quarter. Richardson and Trey Elder scored fourth quarter touchdowns to put the game out of reach.

Edwards completed 9-of-15 passes for 198 yards and rushed for 89 more in the triumph.

|                   | 1Q | 2Q | 3Q | 4Q | F    |
|-------------------|----|----|----|----|------|
| Delaware          | 0  | 7  | 7  | 7  | - 21 |
| Appalachian State | 14 | 14 | 7  | 14 | - 49 |

- APP- Kevin Richardson 19 pass from Armanti Edwards (Julian Rauch kick)
- APP- Devon Moore 46 run (Rauch kick)
- APP- Daniel Kilgore fumble recovery in end zone (Rauch kick)
- UD- Mark Duncan 39 pass from Joe Flacco (Jon Striefsky kick)
- APP- Dexter Jackson 60 pass from Edwards (Rauch kick)
- APP- Richardson 8 pass from Edwards (Rauch kick)
- UD- Omar Cuff 1 run (Striefsky kick)
- APP- Richardson 6 run (Rauch kick)
- APP- Trey Elder 53 run (Rauch kick)
- UD- Duncan 75 kickoff return (Striefsky kick)

| Team Stats      | Del     | APP    |
|-----------------|---------|--------|
| First Downs     | 24      | 26     |
| Rushes-Yards    | 31-98   | 51-358 |
| Passing Yards   | 334     | 198    |
| Passes          | 23-48-0 | 9-15-0 |
| Plays-Yards     | 79-432  | 66-556 |
| Fumbles-Lost    | 0-0     | 1-0    |
| Penalties-Yards | 9-94    | 9-87   |
| Punts-Average   | 4-32.8  | 4-38.2 |
| Possession      | 27:53   | 32:07  |



Armanti Edwards amassed 287 total yards (198 passing, 89 rushing) and threw three touchdown passes in a 49-21 rout of Delaware to lead Appalachian State to its record-breaking third straight FCS title in 2007.



## INDIVIDUAL RECORDS

### Most points

- 32, Adrian Peterson (GSU) vs. Massachusetts, 12/4/99
- 24, John Bagwell (FUR) vs. Ga. Southern, 12/21/85
- 24, Chris Parker (MAR) vs. Delaware, 12/4/93
- 24, Randy Moss (MAR) vs. Montana, 12/21/96
- 24, Greg Hill (GSU) vs. Florida A&M, 11/29/97
- 24, Kevin Richardson (APP) vs. Montana State, 12/2/06
- 24, Kevin Richardson (APP) vs. Massachusetts, 12/15/06
- 24, Armanti Edwards (APP) vs. Richmond, 12/7/07
- 24, Dane Romero (WOF) vs. James Madison, 11/29/08
- 24, Jerick McKinnon (GSU) at Old Dominion, 12/8/12

### Yards rushing

- 333, Adrian Peterson (GSU) vs. Massachusetts, 12/4/99
- 316, Jerick McKinnon (GSU) vs. Central Arkansas, 12/1/12
- 313, Armanti Edwards (APP) vs. Richmond, 12/7/07
- 264, DeAndre Presley (APP) vs. Western Illinois, 12/4/10
- 255, Dominique Swope (GSU) vs. Old Dominion, 12/3/11
- 247, Adrian Peterson (GSU) vs. Youngstown State, 12/18/99
- 247, Eric Breitenstein (WOF) vs. New Hampshire, 12/1/12
- 238, Greg Hill (GSU) vs. Florida A&M, 11/29/97
- 236, John Settle (APP) vs. Nicholls State, 11/29/86
- 232, Adrian Peterson (GSU) vs. Connecticut, 12/5/98

### Rushing attempts

- 41, Chris Parker (MAR) vs. Troy State, 12/11/93
- 40, Chris Parker (MAR) vs. Howard, 12/18/95
- 38, Chris Parker (MAR) vs. Boise State, 12/10/94
- 37, John Settle (APP) vs. Nicholls State, 11/29/86
- 36, Chris Parker (MAR) vs. Middle Tennessee State, 11/26/94
- 35, Jimmy Watkins (APP) vs. William & Mary, 12/1/01
- 34, Ron Darby (MAR) vs. Appalachian State, 12/12/87
- 34, Adrian Peterson (GSU) vs. Delaware, 12/9/00
- 33, Chris Parker (MAR) vs. Delaware, 11/27/93
- 33, Damon Scott (APP) vs. James Madison, 11/25/95
- 33, Adrian Peterson (GSU) vs. Connecticut, 12/5/98
- 33, Louis Ivory (FUR) vs. Hofstra, 11/25/00
- 33, Louis Ivory (FUR) vs. Western Kentucky, 12/1/01
- 33, Terrance McCall (APP) vs. Tennessee State, 11/28/98
- 33, Dominique Allen (CIT) at Coastal Carolina, 11/28/15

### Touchdowns rushing

- 5, Adrian Peterson (GSU) vs. Massachusetts, 12/4/99
- 4, John Bagwell (FUR) vs. Georgia Southern, 12/21/85
- 4, Chris Parker (MAR) vs. Delaware, 12/4/93
- 4, Greg Hill (GSU) vs. Northern Arizona, 11/27/99
- 4, Jimmy Watkins (APP) vs. William & Mary, 12/1/01
- 4, Kevin Richardson (APP) vs. Montana State, 12/2/06
- 4, Kevin Richardson (APP) vs. Massachusetts, 12/15/06
- 4, Kevin Richardson (APP) vs. Richmond, 12/7/07
- 4, Dane Romero (WOF) vs. James Madison, 11/29/08
- 4, Jerick McKinnon (GSU) at Old Dominion, 12/8/12

### Yards passing

- 474, Tony Petersen (MAR) vs. Northeast Louisiana, 12/19/87
- 449, Eric Kresser (MAR) vs. Delaware, 11/30/96
- 433, Armanti Edwards (APP) vs. South Carolina St., 11/29/08
- 396, Devlin Hodges (SAM) at Kennesaw State, 11/25/17
- 387, Tony Petersen (MAR) vs. James Madison, 11/28/87
- 376, Jeff Gilbert (WCU) vs. Colgate, 11/26/83
- 373, Jamal Jackson (APP) vs. Illinois State, 12/1/12
- 372, Devlin Hodges (SAM) at Youngstown State, 11/26/16
- 367, Richie Williams (APP) vs. Southern Illinois, 12/3/05
- 363, Michael Payton (MAR) vs. Youngstown State, 12/21/91

### Completions

- 39, Devlin Hodges (SAM) at Kennesaw State, 11/25/17
- 33, Jamal Jackson (APP) vs. Illinois State, 12/1/12
- 33, Devlin Hodges (SAM) at Youngstown State, 11/26/16
- 31, DeAndre Presley (APP) vs. Villanova, 12/11/10
- 30, Michael Payton (MAR) vs. Youngstown State, 12/21/91
- 30, Seth Morgan (VMI) at James Madison, 4/24/21
- 29, Greg Ryan (ETSU) vs. Montana, 12/7/96
- 29, Armanti Edwards (APP) vs. South Carolina St., 11/29/08
- 28, Jeff Gilbert (WCU) vs. Holy Cross, 12/3/83
- 28, Tony Petersen (MAR) vs. Northeast Louisiana, 12/19/87
- 28, Armanti Edwards (APP) vs. Montana, 12/12/09
- 28, Jacob Huesman (UTC) at New Hampshire, 12/12/14

### Passing attempts

- 66, Devlin Hodges (SAM) at Kennesaw State, 11/25/17
- 56, DeAndre Presley (APP) vs. Villanova, 12/11/10
- 54, Tony Petersen (MAR) vs. Northeast Louisiana, 12/19/87
- 54, Armanti Edwards (APP) vs. Montana, 12/12/09
- 52, Jeff Gilbert (WCU) vs. Holy Cross, 12/3/83
- 51, Greg Ryan (ETSU) vs. Montana, 12/7/96
- 51, Devlin Hodges (SAM) at Youngstown State, 11/26/16
- 50, Seth Morgan (VMI) at James Madison, 4/24/21
- 49, Joe Burchette (APP) vs. Montana, 12/9/00
- 47, Jeff Gilbert (WCU) vs. Colgate, 11/26/83

### Touchdown passes

- 4, Tony Petersen (MAR) vs. James Madison, 11/28/87
- 4, Tony Petersen (MAR) vs. Weber State, 12/5/87
- 4, Tony Petersen (MAR) vs. Northeast Louisiana, 12/19/87
- 4, Eric Kresser (MAR) vs. Montana, 12/21/96
- 4, Ingle Martin (FUR) vs. Jacksonville State, 11/27/04
- 4, Armanti Edwards (APP) vs. South Carolina St., 11/29/08
- 4, Quincy Crittendon (SAM) vs. Southeastern La. (OT), 12/3/22
- 3, Jeff Gilbert (WCU) vs. Colgate, 11/26/83
- 3, Jeff Gilbert (WCU) vs. Holy Cross, 12/3/83
- 3, Michael Payton (MAR) vs. Northern Iowa, 12/7/91
- 3, Todd Donnan (MAR) vs. Middle Tennessee State, 12/5/92
- 3, Todd Donnan (MAR) vs. Middle Tennessee State, 11/26/94
- 3, Greg Ryan (ETSU) vs. Villanova, 11/30/96
- 3, Richie Williams (APP) vs. Southern Illinois, 12/3/05
- 3, Armanti Edwards (APP) vs. Coastal Carolina, 11/25/06
- 3, Armanti Edwards (APP) vs. Richmond, 12/7/07
- 3, Armanti Edwards (APP) vs. Delaware, 12/14/07
- 3, Devlin Hodges (SAM) at Youngstown State, 11/26/16
- 3, Tyler Riddell (ETSU) vs. Kennesaw State, 12/4/21

### Receptions

- 13, Sean Price (APP) vs. Illinois State, 12/1/12
- 13, Jakob Herres (VMI) at James Madison, 4/24/21
- 12, Bear Rinehart (FUR) vs. Villanova, 11/30/02
- 12, Terrell Hudgins (Elon) vs. Richmond, 11/28/09
- 12, Chris Shelling (SAM) at Kennesaw State, 11/25/17
- 11, Anthony Stringfield (ETSU) vs. Montana, 12/7/96
- 11, Troy Albea (APP) vs. Montana, 12/9/00
- 11, Justin Stepp (FUR) vs. Richmond, 12/3/05
- 11, Andrew Peacock (APP) vs. Illinois State, 12/1/12
- 11, Karel Hamilton (SAM) at Youngstown State, 11/26/16
- 11, Kelvin McKnight (SAM) at Youngstown State, 11/26/16

### Receiving yards

- 288, Randy Moss (MAR) vs. Delaware, 11/30/96
- 220, Randy Moss (MAR) vs. Montana, 12/21/96
- 195, Mike Barber (MAR) vs. Northeast Louisiana, 12/19/87
- 189, Troy Brown (MAR) vs. Middle Tennessee State, 12/5/92
- 188, Troy Brown (MAR) vs. Eastern Kentucky, 11/28/92
- 186, Brian Dowler (MAR) vs. Northern Iowa, 12/7/91
- 186, Chris Shelling (SAM) at Kennesaw State, 11/25/17
- 177, Troy Albea (APP) vs. Montana, 12/9/00
- 171, Jakob Herres (VMI) at James Madison, 4/24/21
- 167, Terrell Hudgins (Elon) vs. Richmond, 11/28/09
- 167, Sean Price (APP) vs. Illinois State, 12/1/12

### Touchdowns receiving

- 4, Randy Moss (MAR) vs. Montana, 12/21/96
- 3, Keith Baxter (MAR) vs. Weber State, 12/5/87
- 3, Brian Dowler (MAR) vs. Northern Iowa, 12/7/91
- 3, Troy Brown (MAR) vs. Middle Tennessee State, 12/5/92
- 3, Randy Moss (MAR) vs. Delaware, 11/30/96
- 3, Corey Joyner (GSU) vs. Western Illinois, 12/5/98
- 3, Kelvin McKnight (SAM) at Youngstown State, 11/26/16
- 2, Eric Rasheed (WCU) vs. Colgate, 11/26/83
- 2, Eric Rasheed (WCU) vs. Holy Cross, 12/3/83
- 2, Troy Douglas (APP) vs. Nicholls State, 11/29/86
- 2, Sean Doctor (MAR) vs. James Madison, 11/28/87
- 2, Keith Baxter (MAR) vs. Northeast Louisiana, 12/19/87
- 2, Troy Brown (MAR) vs. Eastern Kentucky, 11/28/92
- 2, Shawn Goodwyn (MAR) vs. Middle Tenn. St., 11/26/94
- 2, Anthony Stringfield (ETSU) vs. Villanova, 11/30/96
- 2, Jody Wade (MAR) vs. Northern Arizona, 11/30/96
- 2, Randy Moss (MAR) vs. Furman, 12/7/96
- 2, Isaac West (FUR) vs. Jacksonville State, 11/27/04
- 2, Nic Cardwell (APP) vs. Richmond, 12/7/07
- 2, Brian Richardson (APP) vs. Delaware, 12/14/07
- 2, Brian Quick (APP) vs. South Carolina State, 11/29/08
- 2, Alphonso Stewart (UTC) vs. Weber State, 11/26/16
- 2, Andy Schumpert (FUR) at Elon, 11/25/17
- 2, Quay Holmes (ETSU) vs. Kennesaw State, 12/4/21
- 2, Judd Cockett (SAM) vs. Southeastern La. (OT), 12/3/22

### Extra-point attempts

- 10, Chris Chambers (GSU) vs. Northern Arizona, 11/27/99
- 8, Kevin Esva (FUR) vs. Rhode Island, 12/7/85
- 8, Tim Openlander (MAR) vs. Delaware, 11/30/96
- 8, Julian Rauch (APP) vs. Richmond, 12/7/07
- 7, John Mitchell (MAR) vs. Weber State, 12/5/87
- 7, Tim Openlander (MAR) vs. Furman, 12/7/96
- 7, Chris Chambers (GSU) vs. Connecticut, 12/5/98
- 7, Scott Shelton (GSU) vs. Florida A&M, 12/1/01
- 7, Scott Beckler (FUR) vs. Jacksonville State, 11/27/04
- 7, Julian Rauch (APP) vs. Youngstown State, 12/9/06
- 7, Julian Rauch (APP) vs. Delaware, 12/14/07
- 7, Adrian Mora (GSU) vs. Old Dominion, 12/3/11
- 7, Alex Hanks (GSU) at Old Dominion, 12/1/12

### Field goals made

- 4, Scott Shelton (GSU) vs. Florida A&M, 12/1/01
- 4, Luke Carter (WOF) vs. Elon, 11/24/18
- 3, Dean Biasucci (WCU) vs. Furman, 12/10/83
- 3, David Merrick (MAR) vs. Eastern Kentucky, 11/28/92
- 3, Mark Wright (APP) vs. Montana, 12/9/00
- 3, Adrian Mora (GSU) at Wofford, 12/11/10

### Field-goal attempts

- 5, Luke Carter (WOF) vs. Elon, 11/24/18
- 4, Dean Biasucci (WCU) vs. Furman, 12/10/83
- 4, Bjorn Nittmo (APP) vs. Nicholls State, 11/29/86
- 4, Scott Shelton (GSU) vs. Florida A&M, 12/1/01
- 4, Adam Shreiner (Elon) vs. Richmond, 11/28/09
- 4, Adrian Mora (GSU) at Wofford, 12/11/10
- 4, Eric Goins (CIT) at Coastal Carolina, 11/28/15
- 4, Cody Clark (CIT) vs. Wofford, 12/3/16
- 4, Henrique Ribeiro (UTC) at Sam Houston State, 12/3/16



Marshall's Tony Petersen owns the top single-game FCS Playoff marks in SoCon history in touchdown passes and yards passing, setting both records in 1987. Petersen threw for four touchdowns three times in the playoffs that season, setting the record against James Madison on Nov. 18 and matching it a week later against Weber State. Two weeks after that, Petersen threw another four touchdowns and passed for a SoCon FCS Playoff-record 474 yards against Northeast Louisiana in a 43-42 loss in the title game, obliterating the record of 387 yards he set against JMU.

## TEAM RECORDS

**Points scored**

72, Georgia Southern vs. Northern Arizona, 11/27/99  
 60, Georgia Southern vs. Florida A&M, 12/1/01  
 59, Furman vs. Rhode Island 12/7/85  
 59, Marshall vs. Delaware, 11/30/96  
 55, Appalachian State vs. Richmond, 12/7/07  
 55, Georgia Southern vs. Old Dominion, 12/3/11  
 54, Marshall vs. Furman, 12/7/96  
 52, Georgia Southern vs. Florida A&M, 11/29/97  
 52, Georgia Southern vs. Connecticut, 12/5/98  
 51, Marshall vs. Weber State, 12/5/87

**First downs**

35, Marshall vs. Middle Tennessee State, 11/26/94  
 32, Georgia Southern at Old Dominion, 12/1/12  
 31, Samford vs. Southeastern Louisiana (OT), 12/3/22  
 30, Georgia Southern vs. Connecticut, 12/5/98  
 30, Georgia Southern vs. Hofstra, 12/2/00  
 30, Appalachian State vs. South Carolina State, 11/29/08  
 29, Georgia Southern vs. Northern Arizona, 11/27/99  
 29, Appalachian State vs. Richmond, 12/7/07  
 29, Appalachian State vs. Montana, 12/12/09  
 29, Chattanooga at Sam Houston State, 12/3/16

**Total offense**

689, Marshall vs. Delaware, 11/30/96  
 659, Georgia Southern vs. Northern Arizona, 11/27/99  
 655, Georgia Southern vs. Youngstown State, 12/18/99  
 632, Georgia Southern at Old Dominion, 12/1/12  
 617, Appalachian State vs. Richmond, 12/7/07  
 611, Georgia Southern vs. Connecticut, 12/5/98  
 607, Georgia Southern vs. Old Dominion, 12/3/11  
 595, Georgia Southern vs. Massachusetts, 12/19/98  
 586, Furman vs. Eastern Kentucky, 11/24/90  
 576, Marshall vs. Northeast Louisiana, 12/19/87

**Rushing attempts**

78, The Citadel at Coastal Carolina, 11/28/15  
 77, Georgia Southern vs. South Carolina State, 11/27/10  
 76, Georgia Southern vs. Appalachian State, 12/8/01  
 73, Georgia Southern vs. Connecticut, 12/5/98  
 72, Wofford vs. Western Kentucky, 12/6/03  
 71, Georgia Southern at Old Dominion, 12/1/12  
 71, Wofford vs. New Hampshire, 12/1/12  
 70, Georgia Southern vs. Hofstra, 12/2/00  
 68, Appalachian State vs. James Madison, 11/25/95  
 68, Georgia Southern vs. Delaware, 12/9/00

**Rushing yards**

638, Georgia Southern vs. Youngstown State, 12/18/99  
 602, Georgia Southern at Old Dominion, 12/1/12  
 557, Georgia Southern vs. Northern Arizona, 11/27/99  
 530, Georgia Southern vs. Connecticut, 12/5/98  
 524, The Citadel at Coastal Carolina, 11/28/15  
 479, Georgia Southern vs. McNeese State, 11/25/00  
 477, Georgia Southern vs. Old Dominion, 12/3/11  
 470, Georgia Southern vs. Massachusetts, 12/4/99  
 457, Georgia Southern vs. Colgate, 11/28/98  
 457, Georgia Southern vs. Massachusetts, 12/19/98

**Rushing touchdowns**

8, Georgia Southern vs. Northern Arizona, 11/27/99  
 7, Georgia Southern vs. Colgate, 11/28/98  
 7, Georgia Southern vs. Connecticut, 12/5/98  
 7, Georgia Southern vs. Youngstown State, 12/18/99  
 7, Georgia Southern at Old Dominion, 12/1/12  
 6, Georgia Southern vs. Florida A&M, 11/29/97  
 6, Appalachian State vs. Youngstown State, 12/9/06  
 6, Georgia Southern vs. Old Dominion, 12/3/11  
 5, Furman vs. Georgia Southern, 12/21/85  
 5, Georgia Southern vs. Massachusetts, 12/19/98  
 5, Georgia Southern vs. Massachusetts, 12/4/99  
 5, Georgia Southern vs. Massachusetts, 12/4/99  
 5, Georgia Southern vs. McNeese State, 11/25/00  
 5, Georgia Southern vs. Hofstra, 12/2/00  
 5, Appalachian State vs. William & Mary, 12/1/01  
 5, Furman vs. Villanova, 11/30/02  
 5, Wofford vs. Western Kentucky, 12/6/03  
 5, Appalachian State vs. Montana State, 12/2/06

5, Appalachian State vs. Richmond, 12/7/07  
 5, Wofford at James Madison, 11/29/08

**Passing yards**

474, Marshall vs. Northeast Louisiana, 12/19/87  
 449, Marshall vs. Delaware, 11/30/96  
 433, Appalachian State vs. South Carolina State, 11/29/08  
 396, Samford at Kennesaw State, 11/25/17  
 387, Marshall vs. James Madison, 11/28/87  
 383, Appalachian State vs. Illinois State, 12/1/12  
 376, Western Carolina vs. Holy Cross, 12/3/83  
 372, Samford at Youngstown State, 11/26/16  
 367, Appalachian State vs. Southern Illinois, 12/3/05  
 363, Marshall vs. Youngstown State, 12/21/91

**Passing completions**

39, Samford at Kennesaw State, 11/25/17  
 35, ETSU vs. Montana, 12/7/96  
 34, Appalachian State vs. Illinois State, 12/1/12  
 33, Samford at Youngstown State, 11/26/16  
 31, Appalachian State vs. Villanova, 12/11/10  
 30, Marshall vs. Youngstown State, 12/21/91  
 30, Marshall vs. Eastern Kentucky, 11/28/92  
 30, VMI at James Madison, 4/24/21  
 30, Samford at North Dakota State, 12/9/22  
 29, Appalachian State vs. South Carolina State, 11/29/08

**Passing attempts**

66, Samford at Kennesaw State, 11/25/17  
 64, ETSU vs. Montana, 12/7/96  
 56, Appalachian State vs. Villanova, 12/11/10  
 54, Marshall vs. Northeast Louisiana, 12/19/87  
 54, Appalachian State vs. Montana, 12/12/09  
 52, Western Carolina vs. Holy Cross, 12/3/83  
 51, Samford at Youngstown State, 11/26/16  
 50, VMI at James Madison, 4/24/21  
 49, Appalachian State vs. Montana, 12/9/00  
 47, Western Carolina vs. Colgate, 11/26/83  
 47, Samford at North Dakota State, 12/9/22



*J.J. Wilcox rushed for two touchdowns as Georgia Southern defeated South Carolina State, 41-16, in 2010 in its first playoff game in five seasons.*

## SOUTHERN CONFERENCE FOOTBALL BOWL HISTORY

| Bowl      | Site               | Date          | SoCon team        | Opponent             | W/L | Score |
|-----------|--------------------|---------------|-------------------|----------------------|-----|-------|
| Rose      | Pasadena, Calif.   | Jan. 1, 1926  | Alabama           | Washington           | W   | 20-19 |
| Rose      | Pasadena, Calif.   | Jan. 1, 1927  | Alabama           | Stanford             | T   | 7-7   |
| Rose      | Pasadena, Calif.   | Jan. 1, 1929  | Georgia Tech      | California           | W   | 8-7   |
| Rose      | Pasadena, Calif.   | Jan. 1, 1931  | Alabama           | Washington State     | W   | 24-0  |
| Rose      | Pasadena, Calif.   | Jan. 1, 1932  | Tulane            | Southern California  | L   | 21-12 |
| Rose      | Pasadena, Calif.   | Jan. 2, 1939  | Duke              | Southern California  | L   | 7-3   |
| Cotton    | Dallas, Texas      | Jan. 1, 1940  | Clemson           | Boston College       | W   | 6-3   |
| Rose      | Durham, N.C.       | Jan. 1, 1942  | Duke              | Oregon State         | L   | 20-16 |
| Sugar     | New Orleans, La.   | Jan. 1, 1945  | Duke              | Alabama              | W   | 29-26 |
| Gator     | Jacksonville, Fla. | Jan. 1, 1946  | Wake Forest       | South Carolina       | W   | 26-14 |
| Gator     | Jacksonville, Fla. | Jan. 1, 1946  | South Carolina    | Wake Forest          | L   | 26-14 |
| Gator     | Jacksonville, Fla. | Jan. 1, 1947  | N.C. State        | Oklahoma             | L   | 34-13 |
| Sugar     | New Orleans, La.   | Jan. 1, 1947  | North Carolina    | Georgia              | L   | 20-10 |
| Sun       | El Paso, Texas     | Jan. 1, 1947  | Virginia Tech     | Cincinnati           | L   | 18-6  |
| Dixie     | Birmingham, Ala.   | Jan. 1, 1947  | William & Mary    | Arkansas             | L   | 21-19 |
| Delta     | Memphis, Tenn.     | Jan. 1, 1948  | William & Mary    | Oklahoma A&M (State) | W   | 20-0  |
| Gator     | Jacksonville, Fla. | Jan. 1, 1948  | Maryland          | Georgia              | T   | 20-20 |
| Dixie     | Birmingham, Ala.   | Jan. 1, 1949  | Wake Forest       | Baylor               | L   | 20-7  |
| Gator     | Jacksonville, Fla. | Jan. 1, 1949  | Clemson           | Missouri             | W   | 24-23 |
| Sugar     | New Orleans, La.   | Jan. 1, 1949  | North Carolina    | Oklahoma             | L   | 14-6  |
| Cotton    | Dallas, Texas      | Jan. 2, 1950  | North Carolina    | Rice                 | L   | 27-13 |
| Gator     | Jacksonville, Fla. | Jan. 2, 1950  | Maryland          | Missouri             | W   | 20-7  |
| Gator     | Jacksonville, Fla. | Jan. 1, 1951  | Washington & Lee  | Wyoming              | L   | 20-7  |
| Orange    | Miami, Fla.        | Jan. 1, 1951  | Clemson           | Miami, Fla.          | W   | 15-14 |
| Gator     | Jacksonville, Fla. | Jan. 1, 1952  | Clemson           | Miami, Fla.          | L   | 14-0  |
| Sugar     | New Orleans, La.   | Jan. 2, 1952  | Maryland          | Tennessee            | W   | 28-13 |
| Sugar     | New Orleans, La.   | Jan. 1, 1954  | West Virginia     | Georgia Tech         | L   | 42-19 |
| Sun       | El Paso, Texas     | Jan. 1, 1957  | George Washington | UTEP                 | W   | 13-0  |
| Tangerine | Orlando, Fla.      | Dec. 30, 1960 | The Citadel       | Tennessee Tech       | W   | 27-0  |
| Tangerine | Orlando, Fla.      | Dec. 12, 1964 | East Carolina     | Massachusetts        | W   | 14-13 |
| Liberty   | Memphis, Tenn.     | Dec. 19, 1964 | West Virginia     | Utah                 | L   | 32-6  |
| Tangerine | Orlando, Fla.      | Dec. 11, 1965 | East Carolina     | Maine                | W   | 31-0  |
| Tangerine | Orlando, Fla.      | Dec. 27, 1968 | Richmond          | Ohio                 | W   | 49-42 |
| Tangerine | Orlando, Fla.      | Dec. 26, 1969 | Davidson          | Toledo               | L   | 56-33 |
| Tangerine | Orlando, Fla.      | Dec. 28, 1970 | William & Mary    | Toledo               | L   | 40-12 |
| Tangerine | Orlando, Fla.      | Dec. 28, 1971 | Richmond          | Toledo               | L   | 28-3  |

**Total: 16-18-2**

## NATIONAL CHAMPIONS

| Year | Team         | Record | Coach                 | Organization                    |
|------|--------------|--------|-----------------------|---------------------------------|
| 1925 | Alabama      | 10-0   | Wallace Wade          | Helms Athletic Foundation, CFRA |
| 1926 | Alabama      | 9-0-1  | Wallace Wade          | Helms Athletic Foundation, CFRA |
| 1927 | Georgia      | 9-1-0  | George "Kid" Woodruff | Boand System, Poling System     |
| 1928 | Georgia Tech | 10-0   | William Alexander     | International News Service      |
| 1930 | Alabama      | 10-0   | Wallace Wade          | CFRA                            |

CFRA - College Football Researchers Association

# YEAR-BY-YEAR STANDINGS

| 1922              | CONF |   |   | OVERALL |   |   |
|-------------------|------|---|---|---------|---|---|
|                   | W    | L | T | W       | L | T |
| North Carolina    | 5    | 0 | 0 | 9       | 1 | 0 |
| Georgia Tech      | 4    | 0 | 0 | 7       | 2 | 0 |
| Vanderbilt        | 3    | 0 | 0 | 8       | 0 | 1 |
| Virginia Tech     | 3    | 0 | 0 | 8       | 1 | 1 |
| Florida           | 2    | 0 | 0 | 7       | 2 | 0 |
| Auburn            | 2    | 1 | 0 | 8       | 2 | 0 |
| Tennessee         | 3    | 2 | 0 | 8       | 2 | 0 |
| Alabama           | 3    | 2 | 1 | 6       | 3 | 1 |
| Virginia          | 1    | 1 | 1 | 4       | 4 | 1 |
| Mississippi State | 2    | 3 | 0 | 3       | 4 | 2 |
| Kentucky          | 1    | 2 | 0 | 6       | 3 | 0 |
| Clemson           | 1    | 2 | 0 | 5       | 4 | 0 |
| Washington & Lee  | 1    | 2 | 0 | 5       | 3 | 1 |
| Maryland          | 1    | 2 | 0 | 4       | 5 | 1 |
| Louisiana State   | 1    | 2 | 0 | 3       | 7 | 0 |
| Georgia           | 1    | 3 | 1 | 5       | 4 | 1 |
| Tulane            | 1    | 4 | 0 | 4       | 4 | 0 |
| South Carolina    | 0    | 2 | 0 | 5       | 4 | 0 |
| Mississippi       | 0    | 2 | 0 | 4       | 5 | 1 |
| NC State          | 0    | 5 | 0 | 4       | 6 | 0 |

| 1923              | CONF |   |   | OVERALL |   |   |
|-------------------|------|---|---|---------|---|---|
|                   | W    | L | T | W       | L | T |
| Washington & Lee  | 4    | 0 | 1 | 6       | 3 | 1 |
| Vanderbilt        | 3    | 0 | 1 | 5       | 2 | 1 |
| Florida           | 1    | 0 | 2 | 6       | 1 | 2 |
| Georgia Tech      | 1    | 0 | 4 | 3       | 2 | 4 |
| VMI               | 5    | 1 | 0 | 9       | 1 | 0 |
| Alabama           | 4    | 1 | 1 | 7       | 2 | 1 |
| Virginia Tech     | 4    | 2 | 0 | 6       | 3 | 0 |
| Maryland          | 2    | 1 | 0 | 7       | 2 | 1 |
| Mississippi State | 2    | 1 | 2 | 5       | 2 | 2 |
| Georgia           | 3    | 2 | 0 | 5       | 3 | 1 |
| Tennessee         | 4    | 3 | 0 | 5       | 4 | 1 |
| Tulane            | 2    | 2 | 1 | 6       | 3 | 1 |
| North Carolina    | 2    | 2 | 1 | 5       | 3 | 1 |
| Clemson           | 1    | 1 | 1 | 5       | 2 | 1 |
| NC State          | 1    | 5 | 0 | 3       | 7 | 0 |
| Auburn            | 0    | 1 | 3 | 3       | 3 | 3 |
| Kentucky          | 0    | 2 | 2 | 4       | 3 | 2 |
| Virginia          | 0    | 4 | 1 | 3       | 5 | 1 |
| Louisiana State   | 0    | 3 | 0 | 3       | 5 | 1 |
| Mississippi       | 0    | 4 | 0 | 4       | 6 | 0 |
| South Carolina    | 0    | 4 | 0 | 4       | 6 | 0 |

| 1924              | CONF |   |   | OVERALL |   |   |
|-------------------|------|---|---|---------|---|---|
|                   | W    | L | T | W       | L | T |
| Alabama           | 5    | 0 | 0 | 8       | 1 | 0 |
| Florida           | 2    | 0 | 1 | 6       | 2 | 2 |
| Georgia           | 5    | 1 | 0 | 7       | 3 | 0 |
| Tulane            | 4    | 1 | 0 | 8       | 1 | 0 |
| Washington & Lee  | 4    | 1 | 1 | 6       | 3 | 1 |
| Mississippi State | 3    | 2 | 0 | 5       | 4 | 0 |
| Sewanee           | 3    | 2 | 0 | 6       | 4 | 0 |
| South Carolina    | 3    | 2 | 0 | 7       | 3 | 0 |
| Virginia          | 3    | 2 | 0 | 5       | 4 | 0 |
| Georgia Tech      | 3    | 2 | 1 | 5       | 3 | 1 |
| Virginia Tech     | 2    | 2 | 3 | 4       | 2 | 3 |
| Vanderbilt        | 3    | 3 | 0 | 6       | 3 | 1 |
| VMI               | 2    | 3 | 1 | 6       | 3 | 1 |
| North Carolina    | 2    | 3 | 0 | 4       | 5 | 0 |
| Kentucky          | 2    | 3 | 0 | 4       | 5 | 0 |
| Maryland          | 1    | 2 | 1 | 3       | 3 | 3 |
| Auburn            | 2    | 4 | 1 | 4       | 4 | 1 |
| NC State          | 1    | 4 | 1 | 2       | 4 | 2 |
| Louisiana State   | 0    | 3 | 0 | 5       | 4 | 0 |
| Mississippi       | 0    | 3 | 0 | 4       | 5 | 0 |
| Clemson           | 0    | 3 | 0 | 2       | 6 | 0 |
| Tennessee         | 0    | 4 | 0 | 3       | 5 | 0 |

| 1925              | CONF |   |   | OVERALL |   |   |
|-------------------|------|---|---|---------|---|---|
|                   | W    | L | T | W       | L | T |
| Alabama           | 7    | 0 | 0 | 10      | 0 | 0 |
| Tulane            | 5    | 0 | 0 | 9       | 0 | 1 |
| North Carolina    | 4    | 0 | 1 | 7       | 1 | 1 |
| Washington & Lee  | 5    | 1 | 0 | 5       | 5 | 0 |
| Virginia          | 4    | 1 | 1 | 7       | 1 | 1 |
| Georgia Tech      | 4    | 1 | 1 | 6       | 2 | 1 |
| Kentucky          | 4    | 2 | 0 | 6       | 3 | 0 |
| Florida           | 3    | 2 | 0 | 8       | 2 | 0 |
| Auburn            | 3    | 2 | 1 | 5       | 3 | 1 |
| Virginia Tech     | 3    | 3 | 1 | 5       | 3 | 2 |
| Vanderbilt        | 3    | 3 | 0 | 6       | 3 | 0 |
| Tennessee         | 2    | 2 | 1 | 5       | 2 | 1 |
| South Carolina    | 2    | 2 | 0 | 7       | 3 | 0 |
| Georgia           | 2    | 4 | 0 | 4       | 5 | 0 |
| Sewanee           | 1    | 4 | 0 | 4       | 4 | 1 |
| Mississippi State | 1    | 4 | 0 | 3       | 4 | 1 |
| VMI               | 2    | 4 | 0 | 6       | 4 | 0 |
| Louisiana State   | 0    | 2 | 1 | 5       | 3 | 1 |
| NC State          | 0    | 4 | 1 | 3       | 5 | 1 |

|             |   |   |   |   |   |   |
|-------------|---|---|---|---|---|---|
| Mississippi | 0 | 4 | 0 | 5 | 5 | 0 |
| Clemson     | 0 | 4 | 0 | 1 | 7 | 0 |
| Maryland    | 0 | 4 | 0 | 2 | 5 | 1 |

| 1926              | CONF |   |   | OVERALL |   |   |
|-------------------|------|---|---|---------|---|---|
|                   | W    | L | T | W       | L | T |
| Alabama           | 8    | 0 | 0 | 9       | 0 | 1 |
| Tennessee         | 5    | 1 | 0 | 8       | 1 | 0 |
| Vanderbilt        | 4    | 1 | 0 | 8       | 1 | 0 |
| Georgia           | 4    | 2 | 0 | 5       | 4 | 0 |
| South Carolina    | 4    | 2 | 0 | 6       | 4 | 0 |
| Virginia          | 4    | 2 | 1 | 6       | 2 | 2 |
| Virginia Tech     | 3    | 2 | 1 | 5       | 3 | 1 |
| Washington & Lee  | 3    | 2 | 1 | 4       | 3 | 2 |
| Georgia Tech      | 4    | 3 | 0 | 4       | 5 | 0 |
| North Carolina    | 3    | 3 | 0 | 4       | 5 | 0 |
| Auburn            | 3    | 3 | 0 | 5       | 4 | 0 |
| Louisiana State   | 3    | 3 | 0 | 6       | 3 | 0 |
| Mississippi       | 2    | 2 | 0 | 5       | 4 | 0 |
| Mississippi State | 2    | 3 | 0 | 5       | 4 | 0 |
| VMI               | 2    | 4 | 0 | 5       | 5 | 0 |
| Tulane            | 2    | 4 | 0 | 3       | 5 | 1 |
| Maryland          | 1    | 3 | 1 | 5       | 4 | 1 |
| Clemson           | 1    | 3 | 0 | 2       | 7 | 0 |
| Florida           | 1    | 4 | 1 | 2       | 6 | 2 |
| Kentucky          | 1    | 4 | 1 | 2       | 6 | 1 |
| NC State          | 0    | 4 | 0 | 4       | 6 | 0 |
| Sewanee           | 0    | 5 | 0 | 2       | 6 | 0 |

| 1927              | CONF |   |   | OVERALL |   |   |
|-------------------|------|---|---|---------|---|---|
|                   | W    | L | T | W       | L | T |
| Georgia Tech      | 7    | 0 | 1 | 8       | 1 | 1 |
| Tennessee         | 5    | 0 | 1 | 8       | 0 | 1 |
| Vanderbilt        | 5    | 0 | 2 | 8       | 1 | 2 |
| NC State          | 4    | 0 | 0 | 9       | 1 | 0 |
| Georgia           | 6    | 1 | 0 | 9       | 1 | 0 |
| Florida           | 5    | 2 | 0 | 7       | 3 | 0 |
| Mississippi       | 3    | 2 | 0 | 5       | 3 | 0 |
| Virginia          | 4    | 4 | 0 | 5       | 4 | 0 |
| Clemson           | 2    | 2 | 0 | 5       | 3 | 1 |
| Alabama           | 3    | 4 | 1 | 5       | 4 | 1 |
| Louisiana State   | 2    | 3 | 1 | 4       | 4 | 1 |
| Mississippi State | 2    | 3 | 0 | 5       | 3 | 0 |
| Washington & Lee  | 2    | 3 | 0 | 4       | 4 | 1 |
| Virginia Tech     | 2    | 3 | 0 | 5       | 4 | 0 |
| Maryland          | 3    | 5 | 0 | 4       | 7 | 0 |
| South Carolina    | 2    | 4 | 0 | 4       | 5 | 0 |
| VMI               | 2    | 4 | 0 | 6       | 4 | 0 |
| Tulane            | 2    | 5 | 1 | 2       | 5 | 1 |
| North Carolina    | 2    | 5 | 0 | 4       | 6 | 0 |
| Sewanee           | 1    | 4 | 0 | 2       | 6 | 0 |
| Kentucky          | 1    | 5 | 0 | 3       | 6 | 1 |
| Auburn            | 0    | 6 | 1 | 0       | 7 | 2 |

| 1928              | CONF |   |   | OVERALL |   |   |
|-------------------|------|---|---|---------|---|---|
|                   | W    | L | T | W       | L | T |
| Georgia Tech      | 7    | 0 | 0 | 10      | 0 | 0 |
| Tennessee         | 6    | 0 | 1 | 9       | 0 | 1 |
| Florida           | 6    | 1 | 0 | 8       | 1 | 0 |
| Virginia Tech     | 4    | 1 | 0 | 7       | 2 | 0 |
| Alabama           | 6    | 2 | 0 | 6       | 3 | 0 |
| Louisiana State   | 3    | 1 | 1 | 6       | 2 | 1 |
| Clemson           | 4    | 2 | 0 | 8       | 3 | 0 |
| Vanderbilt        | 4    | 2 | 0 | 8       | 2 | 0 |
| Tulane            | 3    | 3 | 1 | 6       | 3 | 1 |
| Mississippi       | 3    | 3 | 0 | 5       | 4 | 0 |
| North Carolina    | 2    | 2 | 2 | 5       | 3 | 2 |
| Kentucky          | 2    | 2 | 1 | 4       | 3 | 1 |
| South Carolina    | 2    | 2 | 1 | 6       | 2 | 2 |
| Maryland          | 2    | 3 | 1 | 6       | 3 | 1 |
| VMI               | 2    | 3 | 1 | 5       | 3 | 2 |
| Georgia           | 2    | 4 | 0 | 4       | 5 | 0 |
| NC State          | 1    | 3 | 1 | 4       | 5 | 1 |
| Mississippi State | 1    | 4 | 0 | 2       | 4 | 2 |
| Virginia          | 1    | 6 | 0 | 2       | 6 | 1 |
| Washington & Lee  | 1    | 6 | 0 | 2       | 8 | 0 |
| Sewanee           | 0    | 5 | 0 | 2       | 7 | 0 |
| Auburn            | 0    | 7 | 0 | 1       | 8 | 0 |

| 1929            | CONF |   |   | OVERALL |   |   |
|-----------------|------|---|---|---------|---|---|
|                 | W    | L | T | W       | L | T |
| Tulane          | 6    | 0 | 0 | 9       | 0 | 0 |
| Tennessee       | 6    | 0 | 1 | 9       | 0 | 1 |
| North Carolina  | 7    | 1 | 0 | 9       | 1 | 0 |
| Florida         | 6    | 1 | 0 | 8       | 2 | 0 |
| Vanderbilt      | 5    | 1 | 0 | 7       | 2 | 0 |
| Kentucky        | 3    | 1 | 1 | 6       | 1 | 1 |
| Georgia         | 4    | 2 | 0 | 6       | 4 | 0 |
| VMI             | 4    | 2 | 0 | 8       | 2 | 0 |
| Duke            | 2    | 1 | 0 | 4       | 6 | 0 |
| Louisiana State | 3    | 2 | 0 | 6       | 3 | 0 |
| Alabama         | 4    | 3 | 0 | 6       | 3 | 0 |
| Clemson         | 3    | 3 | 0 | 8       | 3 | 0 |

|                   |   |   |   |   |   |   |
|-------------------|---|---|---|---|---|---|
| Virginia Tech     | 2 | 3 | 0 | 5 | 4 | 0 |
| Georgia Tech      | 3 | 5 | 0 | 3 | 6 | 0 |
| South Carolina    | 2 | 5 | 0 | 6 | 5 | 0 |
| Virginia          | 1 | 3 | 2 | 4 | 3 | 2 |
| Maryland          | 1 | 3 | 1 | 4 | 4 | 2 |
| Washington & Lee  | 1 | 4 | 1 | 3 | 5 | 1 |
| Mississippi       | 0 | 4 | 2 | 1 | 6 | 2 |
| Mississippi State | 0 | 3 | 1 | 1 | 5 | 2 |
| Sewanee           | 0 | 4 | 1 | 2 | 5 | 2 |
| NC State          | 0 | 5 | 0 | 1 | 8 | 0 |
| Auburn            | 0 | 7 | 0 | 2 | 7 | 0 |

| 1930             | CONF |   |   | OVERALL |   |   |
|------------------|------|---|---|---------|---|---|
|                  | W    | L | T | W       | L | T |
| Alabama          | 8    | 0 | 0 | 10      | 0 | 0 |
| Tulane           | 5    | 0 | 0 | 8       | 1 | 0 |
| Tennessee        | 6    | 1 | 0 | 9       | 1 | 0 |
| Duke             | 4    | 1 | 1 | 8       | 1 | 2 |
| Vanderbilt       | 5    | 2 | 0 | 8       | 2 | 0 |
| Maryland         | 4    | 2 | 0 | 7       | 5 | 0 |
| Florida          | 4    | 2 | 1 | 6       | 3 | 1 |
| North Carolina   | 4    | 2 | 2 | 5       | 3 | 2 |
| Clemson          | 3    | 2 | 0 | 8       | 2 | 0 |
| Georgia          | 3    | 2 | 1 | 7       | 2 | 1 |
| Kentucky         | 4    | 3 | 0 | 5       | 3 | 0 |
| South Carolina   | 4    | 3 | 0 | 6       | 4 | 0 |
| Virginia Tech    | 2    | 3 | 1 | 5       | 3 | 1 |
| Miss State       | 2    | 3 | 0 | 2       | 7 | 0 |
| Georgia Tech     | 2    | 4 | 1 | 2       | 6 | 1 |
| Louisiana State  | 2    | 4 | 0 | 2       | 6 | 1 |
| Virginia         | 2    | 5 | 0 | 4       | 6 | 0 |
| Sewanee          | 1    | 4 | 0 | 3       | 6 | 1 |
| NC State         | 1    | 5 | 0 | 2       | 8 | 0 |
| Mississippi      | 1    | 5 | 0 | 3       | 5 | 1 |
| Auburn           | 1    | 6 | 0 | 3       | 7 | 0 |
| Washington & Lee | 0    | 4 | 1 | 3       | 6 | 1 |
| VMI              | 0    | 5 | 0 | 3       | 6 | 0 |

| 1931              | CONF |   |   | OVERALL |   |   |
|-------------------|------|---|---|---------|---|---|
|                   | W    | L | T | W       | L | T |
| Tulane            | 8    | 0 | 0 | 11      | 1 | 0 |
| Tennessee         | 6    | 0 | 1 | 9       | 0 | 1 |
| Alabama           | 7    | 1 | 0 | 9       | 1 | 0 |
| Georgia           | 6    | 1 | 0 | 8       | 2 | 0 |
| Maryland          | 4    | 1 | 1 | 8       | 1 | 1 |
| Kentucky          | 4    | 2 | 2 | 5       | 2 | 2 |
| Louisiana State   | 3    | 2 | 0 | 5       | 4 | 0 |
| Duke              | 3    | 3 | 1 | 5       | 3 | 2 |
| South Carolina    | 3    | 3 | 1 | 5       | 4 | 1 |
| Auburn            | 3    | 3 | 0 | 5       | 3 | 0 |
| Sewanee           | 3    | 3 | 0 | 6       | 3 | 1 |
| Vanderbilt        | 3    | 4 | 0 | 5       | 4 | 0 |
| North Carolina    | 2    | 3 | 3 | 4       | 3 | 3 |
| Washington & Lee  | 2    | 3 | 0 | 4       | 5 | 1 |
| Florida           | 2    | 4 | 2 | 2       | 6 | 2 |
| Georgia Tech      | 2    | 4 | 1 | 2       | 7 | 1 |
| VMI               | 2    | 4 | 0 | 3       | 6 | 1 |
| NC State          | 2    | 4 | 0 | 3       | 6 | 0 |
| Virginia Tech     | 1    | 4 | 1 | 3       | 4 | 2 |
| Clemson           | 1    | 4 | 0 | 1       | 6 | 2 |
| Mississippi       | 1    | 5 | 0 | 2       | 6 | 1 |
| Virginia          | 0    | 5 | 1 | 2       | 6 | 1 |
| Mississippi State | 0    | 5 | 0 | 2       | 6 | 0 |

| 1932            | CONF |   |   | OVERALL |   |   |
|-----------------|------|---|---|---------|---|---|
|                 | W    | L | T | W       | L | T |
| Tennessee       | 7    | 0 | 1 | 9       | 0 | 1 |
| Auburn          | 6    | 0 | 1 | 9       | 0 | 1 |
| Louisiana State | 4    | 0 |   |         |   |   |



| 1963              | CONF |   |   | OVERALL |   |   |
|-------------------|------|---|---|---------|---|---|
|                   | W    | L | T | W       | L | T |
| Virginia Tech     | 5    | 0 | 0 | 8       | 2 | 0 |
| West Virginia     | 3    | 1 | 0 | 4       | 6 | 0 |
| VMI               | 3    | 1 | 2 | 3       | 5 | 2 |
| Furman            | 3    | 2 | 0 | 7       | 3 | 0 |
| William & Mary    | 4    | 4 | 0 | 4       | 6 | 0 |
| Richmond          | 2    | 2 | 1 | 3       | 6 | 1 |
| The Citadel       | 2    | 4 | 0 | 4       | 6 | 0 |
| George Washington | 1    | 5 | 0 | 2       | 7 | 0 |
| Davidson          | 0    | 4 | 1 | 1       | 5 | 2 |

| 1964              | CONF |   |   | OVERALL |   |   |
|-------------------|------|---|---|---------|---|---|
|                   | W    | L | T | W       | L | T |
| West Virginia     | 5    | 0 | 0 | 7       | 4 | 0 |
| Virginia Tech     | 3    | 1 | 0 | 6       | 4 | 0 |
| George Washington | 3    | 2 | 0 | 5       | 4 | 0 |
| The Citadel       | 4    | 3 | 0 | 4       | 6 | 0 |
| William & Mary    | 4    | 3 | 0 | 4       | 6 | 0 |
| Richmond          | 2    | 4 | 0 | 3       | 7 | 0 |
| Davidson          | 1    | 3 | 0 | 3       | 6 | 0 |
| Furman            | 1    | 4 | 0 | 3       | 7 | 0 |
| VMI               | 1    | 4 | 0 | 1       | 9 | 0 |
| East Carolina     | 0    | 0 | 0 | 9       | 1 | 0 |

| 1965              | CONF |   |   | OVERALL |    |   |
|-------------------|------|---|---|---------|----|---|
|                   | W    | L | T | W       | L  | T |
| West Virginia     | 4    | 0 | 0 | 6       | 4  | 0 |
| William & Mary    | 5    | 1 | 0 | 6       | 4  | 0 |
| East Carolina     | 3    | 1 | 0 | 9       | 1  | 0 |
| VMI               | 3    | 2 | 0 | 3       | 7  | 0 |
| George Washington | 4    | 3 | 0 | 5       | 5  | 0 |
| Davidson          | 2    | 3 | 0 | 6       | 4  | 0 |
| Furman            | 2    | 3 | 0 | 5       | 5  | 0 |
| The Citadel       | 2    | 6 | 0 | 2       | 8  | 0 |
| Richmond          | 0    | 6 | 0 | 0       | 10 | 0 |

| 1966              | CONF |   |   | OVERALL |   |   |
|-------------------|------|---|---|---------|---|---|
|                   | W    | L | T | W       | L | T |
| East Carolina     | 4    | 1 | 1 | 4       | 5 | 1 |
| William & Mary    | 4    | 1 | 1 | 5       | 4 | 1 |
| West Virginia     | 3    | 1 | 1 | 3       | 5 | 2 |
| George Washington | 4    | 3 | 0 | 4       | 6 | 0 |
| Davidson          | 2    | 3 | 0 | 4       | 5 | 0 |
| The Citadel       | 3    | 5 | 0 | 4       | 6 | 0 |
| Richmond          | 2    | 4 | 0 | 2       | 8 | 0 |
| Furman            | 1    | 4 | 0 | 3       | 7 | 1 |
| VMI               | 1    | 4 | 0 | 2       | 8 | 0 |

| 1967           | CONF |   |   | OVERALL |   |   |
|----------------|------|---|---|---------|---|---|
|                | W    | L | T | W       | L | T |
| West Virginia  | 4    | 0 | 1 | 5       | 4 | 1 |
| East Carolina  | 4    | 1 | 0 | 8       | 2 | 0 |
| Richmond       | 5    | 2 | 0 | 5       | 5 | 0 |
| William & Mary | 2    | 2 | 1 | 5       | 4 | 1 |
| VMI            | 2    | 3 | 0 | 6       | 4 | 0 |
| Furman         | 2    | 3 | 0 | 5       | 5 | 0 |
| The Citadel    | 2    | 4 | 0 | 5       | 5 | 0 |
| Davidson       | 1    | 5 | 0 | 4       | 5 | 0 |

| 1968           | CONF |   |   | OVERALL |   |   |
|----------------|------|---|---|---------|---|---|
|                | W    | L | T | W       | L | T |
| Richmond       | 6    | 0 | 0 | 8       | 3 | 0 |
| The Citadel    | 4    | 2 | 0 | 5       | 5 | 0 |
| East Carolina  | 2    | 2 | 0 | 4       | 6 | 0 |
| William & Mary | 2    | 2 | 0 | 3       | 7 | 0 |
| Davidson       | 1    | 3 | 0 | 3       | 6 | 0 |
| VMI            | 1    | 3 | 0 | 1       | 9 | 0 |
| Furman         | 0    | 4 | 0 | 1       | 9 | 0 |

| 1969           | CONF |   |   | OVERALL |    |   |
|----------------|------|---|---|---------|----|---|
|                | W    | L | T | W       | L  | T |
| Davidson       | 5    | 1 | 0 | 7       | 4  | 0 |
| Richmond       | 5    | 1 | 0 | 6       | 4  | 0 |
| The Citadel    | 4    | 2 | 0 | 7       | 3  | 0 |
| William & Mary | 2    | 2 | 0 | 3       | 7  | 0 |
| East Carolina  | 1    | 3 | 0 | 2       | 7  | 0 |
| Furman         | 0    | 4 | 0 | 1       | 8  | 1 |
| VMI            | 0    | 4 | 0 | 0       | 10 | 0 |

| 1970           | CONF |   |   | OVERALL |    |   |
|----------------|------|---|---|---------|----|---|
|                | W    | L | T | W       | L  | T |
| William & Mary | 3    | 1 | 0 | 5       | 7  | 0 |
| The Citadel    | 4    | 2 | 0 | 5       | 6  | 0 |
| Furman         | 3    | 2 | 0 | 8       | 3  | 0 |
| East Carolina  | 2    | 2 | 0 | 3       | 8  | 0 |
| Richmond       | 3    | 3 | 0 | 4       | 6  | 0 |
| Davidson       | 2    | 4 | 0 | 2       | 8  | 0 |
| VMI            | 1    | 4 | 0 | 1       | 10 | 0 |

| 1971              | CONF |   |   | OVERALL |    |   |
|-------------------|------|---|---|---------|----|---|
|                   | W    | L | T | W       | L  | T |
| Richmond          | 5    | 1 | 0 | 5       | 6  | 0 |
| William & Mary    | 4    | 1 | 0 | 5       | 6  | 0 |
| The Citadel       | 4    | 2 | 0 | 8       | 3  | 0 |
| East Carolina     | 3    | 2 | 0 | 4       | 6  | 1 |
| Furman            | 2    | 3 | 0 | 5       | 5  | 1 |
| VMI               | 1    | 4 | 0 | 1       | 10 | 0 |
| Davidson          | 0    | 6 | 0 | 1       | 9  | 0 |
| Appalachian State | 0    | 0 | 0 | 7       | 3  | 1 |

| 1972              | CONF |   |   | OVERALL |   |   |
|-------------------|------|---|---|---------|---|---|
|                   | W    | L | T | W       | L | T |
| East Carolina     | 6    | 0 | 0 | 9       | 2 | 0 |
| Richmond          | 5    | 1 | 0 | 6       | 4 | 0 |
| William & Mary    | 4    | 2 | 0 | 5       | 6 | 0 |
| The Citadel       | 4    | 3 | 0 | 5       | 6 | 0 |
| Davidson          | 2    | 3 | 1 | 3       | 7 | 1 |
| VMI               | 1    | 5 | 0 | 2       | 9 | 0 |
| Furman            | 1    | 6 | 0 | 2       | 9 | 0 |
| Appalachian State | 0    | 3 | 1 | 5       | 5 | 1 |

| 1973              | CONF |   |   | OVERALL |   |   |
|-------------------|------|---|---|---------|---|---|
|                   | W    | L | T | W       | L | T |
| East Carolina     | 7    | 0 | 0 | 9       | 2 | 0 |
| Richmond          | 5    | 1 | 0 | 8       | 2 | 0 |
| William & Mary    | 3    | 2 | 0 | 6       | 5 | 0 |
| Furman            | 3    | 3 | 0 | 7       | 4 | 0 |
| Appalachian State | 2    | 2 | 0 | 3       | 7 | 1 |
| VMI               | 2    | 4 | 0 | 2       | 9 | 0 |
| Davidson          | 1    | 6 | 0 | 2       | 8 | 0 |
| The Citadel       | 1    | 6 | 0 | 3       | 8 | 0 |

| 1974              | CONF |   |   | OVERALL |   |   |
|-------------------|------|---|---|---------|---|---|
|                   | W    | L | T | W       | L | T |
| VMI               | 5    | 1 | 0 | 7       | 4 | 0 |
| Appalachian State | 4    | 1 | 0 | 6       | 5 | 0 |
| East Carolina     | 3    | 3 | 0 | 7       | 4 | 0 |
| Richmond          | 3    | 3 | 0 | 6       | 4 | 0 |
| The Citadel       | 3    | 4 | 0 | 4       | 7 | 0 |
| William & Mary    | 2    | 3 | 0 | 4       | 7 | 0 |
| Furman            | 2    | 4 | 0 | 5       | 6 | 0 |
| Davidson          | 0    | 3 | 0 | 2       | 7 | 0 |

| 1975              | CONF |   |   | OVERALL |   |   |
|-------------------|------|---|---|---------|---|---|
|                   | W    | L | T | W       | L | T |
| Richmond          | 5    | 1 | 0 | 5       | 6 | 0 |
| East Carolina     | 4    | 2 | 0 | 8       | 3 | 0 |
| Appalachian State | 3    | 2 | 0 | 8       | 3 | 0 |
| The Citadel       | 4    | 3 | 0 | 6       | 5 | 0 |
| William & Mary    | 2    | 3 | 0 | 2       | 9 | 0 |
| Furman            | 2    | 4 | 0 | 5       | 5 | 1 |
| VMI               | 2    | 4 | 0 | 3       | 8 | 0 |
| Davidson          | 0    | 3 | 0 | 1       | 8 | 0 |

| 1976              | CONF |   |   | OVERALL |   |   |
|-------------------|------|---|---|---------|---|---|
|                   | W    | L | T | W       | L | T |
| East Carolina     | 4    | 1 | 0 | 9       | 2 | 0 |
| William & Mary    | 3    | 2 | 0 | 7       | 4 | 0 |
| Appalachian State | 2    | 2 | 1 | 6       | 4 | 1 |
| Furman            | 2    | 2 | 1 | 6       | 4 | 1 |
| VMI               | 2    | 3 | 0 | 5       | 5 | 0 |
| The Citadel       | 1    | 4 | 0 | 6       | 5 | 0 |
| Davidson          | 0    | 0 | 0 | 2       | 6 | 1 |
| Marshall          | 0    | 0 | 0 | 3       | 7 | 0 |
| Chattanooga       | 0    | 0 | 0 | 6       | 4 | 1 |
| Western Carolina  | 0    | 0 | 0 | 6       | 4 | 0 |

| 1977              | CONF |   |   | OVERALL |   |   |
|-------------------|------|---|---|---------|---|---|
|                   | W    | L | T | W       | L | T |
| Chattanooga       | 4    | 1 | 0 | 9       | 1 | 1 |
| VMI               | 4    | 1 | 0 | 7       | 4 | 0 |
| The Citadel       | 3    | 2 | 0 | 5       | 6 | 0 |
| Furman            | 3    | 2 | 1 | 4       | 5 | 2 |
| Western Carolina  | 2    | 2 | 1 | 6       | 4 | 1 |
| Appalachian State | 1    | 4 | 0 | 2       | 9 | 0 |
| Marshall          | 0    | 5 | 0 | 2       | 9 | 0 |
| Davidson          | 0    | 0 | 0 | 4       | 6 | 0 |

| 1978              | CONF |   |   | OVERALL |    |   |
|-------------------|------|---|---|---------|----|---|
|                   | W    | L | T | W       | L  | T |
| Furman            | 4    | 1 | 0 | 8       | 3  | 0 |
| Chattanooga       | 4    | 1 | 0 | 7       | 3  | 1 |
| Appalachian State | 4    | 2 | 0 | 7       | 4  | 0 |
| Western Carolina  | 4    | 2 | 0 | 6       | 5  | 0 |
| The Citadel       | 2    | 3 | 0 | 5       | 6  | 0 |
| VMI               | 1    | 4 | 0 | 3       | 8  | 0 |
| Marshall          | 0    | 5 | 0 | 1       | 10 | 0 |
| Davidson          | 0    | 0 | 0 | 5       | 5  | 0 |
| ETSU              | 0    | 0 | 0 | 4       | 7  | 0 |

| 1979              | CONF |   |   | OVERALL |    |   |
|-------------------|------|---|---|---------|----|---|
|                   | W    | L | T | W       | L  | T |
| Chattanooga       | 5    | 1 | 0 | 9       | 2  | 0 |
| VMI               | 4    | 1 | 0 | 6       | 4  | 0 |
| The Citadel       | 4    | 2 | 0 | 6       | 5  | 0 |
| Furman            | 4    | 3 | 0 | 5       | 6  | 0 |
| Appalachian State | 3    | 4 | 0 | 3       | 8  | 0 |
| ETSU              | 2    | 3 | 0 | 7       | 4  | 0 |
| Western Carolina  | 2    | 4 | 0 | 6       | 5  | 0 |
| Marshall          | 0    | 6 | 0 | 1       | 10 | 0 |
| Davidson          | 0    | 0 | 0 | 6       | 4  | 0 |

| 1980              | CONF |   |   | OVERALL |   |   |
|-------------------|------|---|---|---------|---|---|
|                   | W    | L | T | W       | L | T |
| Furman            | 7    | 0 | 0 | 9       | 1 | 1 |
| Chattanooga       | 5    | 2 | 0 | 8       | 3 | 0 |
| Appalachian State | 4    | 2 | 1 | 6       | 4 | 1 |
| The Citadel       | 3    | 2 | 0 | 7       | 4 | 0 |
| Western Carolina  | 2    | 4 | 1 | 3       | 7 | 1 |
| VMI               | 1    | 4 | 1 | 3       | 7 | 1 |
| ETSU              | 1    | 4 | 0 | 2       | 9 | 0 |
| Marshall          | 0    | 5 | 1 | 2       | 8 | 1 |
| Davidson          | 0    | 0 | 0 | 5       | 5 | 0 |

| 1981              | CONF |   |   | OVERALL |   |   |
|-------------------|------|---|---|---------|---|---|
|                   | W    | L | T | W       | L | T |
| Furman            | 5    | 2 | 0 | 8       | 3 | 0 |
| VMI               | 3    | 1 | 1 | 6       | 3 | 1 |
| ETSU              | 4    | 2 | 0 | 6       | 5 | 0 |
| The Citadel       | 3    | 2 | 1 | 7       | 3 | 1 |
| Chattanooga       | 3    | 2 | 1 | 7       | 3 | 1 |
| Western Carolina  | 3    | 4 | 0 | 4       | 7 | 0 |
| Appalachian State | 1    | 5 | 1 | 3       | 7 | 1 |
| Marshall          | 1    | 5 | 0 | 2       | 9 | 0 |
| Davidson          | 0    | 0 | 0 | 4       | 6 | 0 |

\*\*\*SoCon moves to I-AA (now FCS)\*\*\*

| 1982              | CONF |   |   | OVERALL |   |   |
|-------------------|------|---|---|---------|---|---|
|                   | W    | L | T | W       | L | T |
| Furman            | 6    | 1 | 0 | 9       | 3 | 0 |
| Chattanooga       | 5    | 1 | 0 | 7       | 4 | 0 |
| Western Carolina  | 4    | 2 | 0 | 6       | 5 | 0 |
| The Citadel       | 3    | 4 | 0 | 5       | 6 | 0 |
| Appalachian State | 3    | 4 |   |         |   |   |

# YEAR-BY-YEAR STANDINGS

SOCON

|                   |             |                |          |          |
|-------------------|-------------|----------------|----------|----------|
| Chattanooga       | 2           | 6              | 3        | 8        |
| VMI               | 1           | 7              | 1        | 10       |
| <b>1995</b>       | <b>CONF</b> | <b>OVERALL</b> | <b>W</b> | <b>L</b> |
|                   | <b>W</b>    | <b>L</b>       | <b>W</b> | <b>L</b> |
| Appalachian State | 8           | 0              | 12       | 1        |
| Marshall          | 7           | 1              | 12       | 3        |
| Georgia Southern  | 5           | 3              | 9        | 4        |
| Furman            | 5           | 3              | 6        | 5        |
| ETSU              | 4           | 4              | 4        | 7        |
| VMI               | 3           | 5              | 4        | 7        |
| Chattanooga       | 2           | 6              | 4        | 7        |
| Western Carolina  | 2           | 6              | 3        | 7        |
| The Citadel       | 0           | 8              | 2        | 9        |
| <b>1996</b>       | <b>CONF</b> | <b>OVERALL</b> | <b>W</b> | <b>L</b> |
|                   | <b>W</b>    | <b>L</b>       | <b>W</b> | <b>L</b> |
| Marshall          | 8           | 0              | 15       | 0        |
| ETSU              | 7           | 1              | 10       | 3        |
| Furman            | 6           | 2              | 9        | 4        |
| Appalachian State | 5           | 3              | 7        | 4        |
| The Citadel       | 3           | 5              | 4        | 7        |
| Georgia Southern  | 2           | 6              | 4        | 7        |
| VMI               | 2           | 6              | 3        | 8        |
| Chattanooga       | 2           | 6              | 3        | 8        |
| Western Carolina  | 1           | 7              | 4        | 7        |
| <b>1997</b>       | <b>CONF</b> | <b>OVERALL</b> | <b>W</b> | <b>L</b> |
|                   | <b>W</b>    | <b>L</b>       | <b>W</b> | <b>L</b> |
| Georgia Southern  | 7           | 1              | 10       | 3        |
| Appalachian State | 6           | 2              | 7        | 4        |
| ETSU              | 5           | 3              | 7        | 4        |
| Furman            | 5           | 3              | 7        | 4        |
| The Citadel       | 4           | 4              | 6        | 5        |
| Chattanooga       | 4           | 4              | 7        | 4        |
| Western Carolina  | 3           | 5              | 3        | 8        |
| Wofford           | 2           | 6              | 3        | 7        |
| VMI               | 0           | 8              | 0        | 11       |
| <b>1998</b>       | <b>CONF</b> | <b>OVERALL</b> | <b>W</b> | <b>L</b> |
|                   | <b>W</b>    | <b>L</b>       | <b>W</b> | <b>L</b> |
| Georgia Southern  | 8           | 0              | 14       | 1        |
| Appalachian State | 6           | 2              | 10       | 3        |
| Western Carolina  | 5           | 3              | 6        | 5        |
| Chattanooga       | 4           | 4              | 5        | 6        |
| The Citadel       | 4           | 4              | 5        | 6        |
| ETSU              | 3           | 5              | 4        | 7        |
| Wofford           | 3           | 5              | 4        | 7        |
| Furman            | 3           | 5              | 5        | 6        |
| VMI               | 0           | 8              | 1        | 10       |
| <b>1999</b>       | <b>CONF</b> | <b>OVERALL</b> | <b>W</b> | <b>L</b> |
|                   | <b>W</b>    | <b>L</b>       | <b>W</b> | <b>L</b> |
| Georgia Southern  | 7           | 1              | 13       | 2        |
| Appalachian State | 7           | 1              | 9        | 3        |
| Furman            | 7           | 1              | 9        | 3        |
| Wofford           | 5           | 3              | 6        | 5        |
| ETSU              | 4           | 4              | 6        | 5        |
| Chattanooga       | 3           | 5              | 5        | 6        |
| Western Carolina  | 2           | 6              | 3        | 8        |
| The Citadel       | 1           | 7              | 2        | 9        |
| VMI               | 0           | 8              | 1        | 10       |
| <b>2000</b>       | <b>CONF</b> | <b>OVERALL</b> | <b>W</b> | <b>L</b> |
|                   | <b>W</b>    | <b>L</b>       | <b>W</b> | <b>L</b> |
| Georgia Southern  | 7           | 1              | 13       | 2        |
| Appalachian State | 6           | 2              | 10       | 4        |
| Furman            | 6           | 2              | 9        | 3        |
| Wofford           | 5           | 3              | 7        | 4        |
| ETSU              | 4           | 4              | 6        | 5        |
| Chattanooga       | 3           | 5              | 5        | 6        |
| Western Carolina  | 3           | 5              | 4        | 7        |
| The Citadel       | 1           | 7              | 2        | 9        |
| VMI               | 1           | 7              | 2        | 9        |
| <b>2001</b>       | <b>CONF</b> | <b>OVERALL</b> | <b>W</b> | <b>L</b> |
|                   | <b>W</b>    | <b>L</b>       | <b>W</b> | <b>L</b> |
| Furman            | 7           | 1              | 12       | 3        |
| Georgia Southern  | 7           | 1              | 12       | 2        |
| Appalachian State | 6           | 2              | 9        | 4        |
| Western Carolina  | 5           | 3              | 7        | 4        |
| ETSU              | 4           | 4              | 6        | 5        |
| Wofford           | 3           | 5              | 4        | 7        |
| The Citadel       | 2           | 6              | 3        | 7        |
| Chattanooga       | 1           | 7              | 3        | 8        |
| VMI               | 1           | 7              | 1        | 10       |
| <b>2002</b>       | <b>CONF</b> | <b>OVERALL</b> | <b>W</b> | <b>L</b> |
|                   | <b>W</b>    | <b>L</b>       | <b>W</b> | <b>L</b> |
| Georgia Southern  | 7           | 1              | 11       | 3        |
| Wofford           | 6           | 2              | 9        | 3        |
| Appalachian State | 6           | 2              | 8        | 4        |
| Furman            | 6           | 2              | 8        | 4        |

|                   |             |                |          |          |
|-------------------|-------------|----------------|----------|----------|
| VMI               | 3           | 5              | 6        | 6        |
| Western Carolina  | 3           | 5              | 5        | 6        |
| ETSU              | 2           | 6              | 4        | 8        |
| Chattanooga       | 2           | 6              | 2        | 10       |
| The Citadel       | 1           | 7              | 3        | 9        |
| <b>2003</b>       | <b>CONF</b> | <b>OVERALL</b> | <b>W</b> | <b>L</b> |
|                   | <b>W</b>    | <b>L</b>       | <b>W</b> | <b>L</b> |
| Wofford           | 8           | 0              | 12       | 2        |
| Appalachian State | 6           | 2              | 7        | 4        |
| Georgia Southern  | 5           | 3              | 7        | 4        |
| Furman            | 4           | 4              | 6        | 5        |
| The Citadel       | 4           | 4              | 6        | 6        |
| Western Carolina  | 3           | 5              | 5        | 7        |
| Chattanooga       | 3           | 5              | 3        | 9        |
| ETSU              | 2           | 6              | 5        | 7        |
| Elon              | 1           | 7              | 2        | 10       |
| <b>2004</b>       | <b>CONF</b> | <b>OVERALL</b> | <b>W</b> | <b>L</b> |
|                   | <b>W</b>    | <b>L</b>       | <b>W</b> | <b>L</b> |
| Furman            | 6           | 1              | 10       | 3        |
| Georgia Southern  | 6           | 1              | 9        | 3        |
| Wofford           | 4           | 3              | 8        | 3        |
| Appalachian State | 4           | 3              | 6        | 5        |
| Western Carolina  | 2           | 5              | 4        | 7        |
| The Citadel       | 2           | 5              | 3        | 7        |
| Elon              | 2           | 5              | 3        | 8        |
| Chattanooga       | 2           | 5              | 2        | 9        |
| <b>2005</b>       | <b>CONF</b> | <b>OVERALL</b> | <b>W</b> | <b>L</b> |
|                   | <b>W</b>    | <b>L</b>       | <b>W</b> | <b>L</b> |
| Appalachian State | 6           | 1              | 12       | 3        |
| Furman            | 5           | 2              | 11       | 3        |
| Georgia Southern  | 5           | 2              | 8        | 4        |
| Western Carolina  | 4           | 3              | 5        | 4        |
| Chattanooga       | 3           | 4              | 6        | 5        |
| Wofford           | 3           | 4              | 6        | 5        |
| The Citadel       | 2           | 5              | 4        | 7        |
| Elon              | 0           | 7              | 3        | 8        |
| <b>2006</b>       | <b>CONF</b> | <b>OVERALL</b> | <b>W</b> | <b>L</b> |
|                   | <b>W</b>    | <b>L</b>       | <b>W</b> | <b>L</b> |
| Appalachian State | 7           | 0              | 14       | 1        |
| Furman            | 6           | 1              | 8        | 4        |
| Wofford           | 5           | 2              | 7        | 4        |
| The Citadel       | 4           | 3              | 5        | 6        |
| Elon              | 2           | 5              | 5        | 6        |
| Chattanooga       | 2           | 5              | 3        | 8        |
| Georgia Southern  | 2           | 5              | 3        | 8        |
| Western Carolina  | 0           | 7              | 2        | 9        |
| <b>2007</b>       | <b>CONF</b> | <b>OVERALL</b> | <b>W</b> | <b>L</b> |
|                   | <b>W</b>    | <b>L</b>       | <b>W</b> | <b>L</b> |
| Appalachian State | 5           | 2              | 13       | 2        |
| Wofford           | 5           | 2              | 9        | 4        |
| The Citadel       | 4           | 3              | 7        | 4        |
| Elon              | 4           | 3              | 7        | 4        |
| Georgia Southern  | 4           | 3              | 7        | 4        |
| Furman            | 4           | 3              | 6        | 5        |
| Chattanooga       | 2           | 5              | 2        | 9        |
| Western Carolina  | 0           | 7              | 1        | 10       |
| <b>2008</b>       | <b>CONF</b> | <b>OVERALL</b> | <b>W</b> | <b>L</b> |
|                   | <b>W</b>    | <b>L</b>       | <b>W</b> | <b>L</b> |
| Appalachian State | 8           | 0              | 11       | 3        |
| Wofford           | 7           | 1              | 9        | 3        |
| Elon              | 6           | 2              | 8        | 4        |
| Furman            | 4           | 4              | 7        | 5        |
| Georgia Southern  | 4           | 4              | 6        | 5        |
| Samford           | 4           | 4              | 6        | 5        |
| The Citadel       | 2           | 6              | 4        | 8        |
| Western Carolina  | 1           | 7              | 3        | 9        |
| Chattanooga       | 0           | 8              | 1        | 11       |
| <b>2009</b>       | <b>CONF</b> | <b>OVERALL</b> | <b>W</b> | <b>L</b> |
|                   | <b>W</b>    | <b>L</b>       | <b>W</b> | <b>L</b> |
| Appalachian State | 8           | 0              | 11       | 3        |
| Elon              | 7           | 1              | 9        | 3        |
| Furman            | 5           | 3              | 6        | 5        |
| Chattanooga       | 4           | 4              | 6        | 5        |
| Georgia Southern  | 4           | 4              | 5        | 6        |
| Samford           | 3           | 5              | 5        | 6        |
| The Citadel       | 2           | 6              | 4        | 7        |
| Wofford           | 2           | 6              | 3        | 8        |
| Western Carolina  | 1           | 7              | 2        | 9        |
| <b>2010</b>       | <b>CONF</b> | <b>OVERALL</b> | <b>W</b> | <b>L</b> |
|                   | <b>W</b>    | <b>L</b>       | <b>W</b> | <b>L</b> |
| Appalachian State | 7           | 1              | 10       | 3        |
| Wofford           | 7           | 1              | 10       | 3        |
| Georgia Southern  | 5           | 3              | 10       | 5        |
| Elon              | 5           | 3              | 6        | 5        |
| Chattanooga       | 5           | 3              | 6        | 5        |

|                                            |             |                |          |          |
|--------------------------------------------|-------------|----------------|----------|----------|
| Furman                                     | 3           | 5              | 5        | 6        |
| Samford                                    | 2           | 6              | 4        | 7        |
| The Citadel                                | 1           | 7              | 3        | 8        |
| Western Carolina                           | 1           | 7              | 2        | 9        |
| <b>2011</b>                                | <b>CONF</b> | <b>OVERALL</b> | <b>W</b> | <b>L</b> |
|                                            | <b>W</b>    | <b>L</b>       | <b>W</b> | <b>L</b> |
| Georgia Southern                           | 7           | 1              | 11       | 3        |
| Appalachian State                          | 6           | 2              | 8        | 4        |
| Wofford                                    | 6           | 2              | 8        | 4        |
| Furman                                     | 5           | 3              | 6        | 5        |
| Samford*                                   | 4           | 4              | 6        | 5        |
| Chattanooga                                | 3           | 5              | 5        | 6        |
| Elon                                       | 3           | 5              | 5        | 6        |
| The Citadel                                | 2           | 5              | 4        | 7        |
| Western Carolina                           | 0           | 8              | 1        | 10       |
| * All wins vacated in summer of 2016       |             |                |          |          |
| <b>2012</b>                                | <b>CONF</b> | <b>OVERALL</b> | <b>W</b> | <b>L</b> |
|                                            | <b>W</b>    | <b>L</b>       | <b>W</b> | <b>L</b> |
| Georgia Southern                           | 6           | 2              | 10       | 4        |
| Wofford                                    | 6           | 2              | 9        | 4        |
| Appalachian State                          | 6           | 2              | 8        | 4        |
| The Citadel                                | 5           | 3              | 7        | 4        |
| Samford*                                   | 5           | 3              | 7        | 4        |
| Chattanooga                                | 5           | 3              | 6        | 5        |
| Furman                                     | 2           | 6              | 3        | 8        |
| Elon                                       | 1           | 7              | 3        | 8        |
| Western Carolina                           | 0           | 8              | 1        | 10       |
| * All wins vacated in summer of 2016       |             |                |          |          |
| <b>2013</b>                                | <b>CONF</b> | <b>OVERALL</b> | <b>W</b> | <b>L</b> |
|                                            | <b>W</b>    | <b>L</b>       | <b>W</b> | <b>L</b> |
| Chattanooga                                | 6           | 2              | 8        | 4        |
| Samford*                                   | 6           | 2              | 8        | 5        |
| Furman                                     | 6           | 2              | 8        | 6        |
| Wofford                                    | 4           | 4              | 5        | 6        |
| The Citadel                                | 4           | 4              | 5        | 7        |
| Elon                                       | 1           | 7              | 2        | 10       |
| Western Carolina                           | 1           | 7              | 2        | 10       |
| Georgia Southern^                          | 4           | 4              | 7        | 4        |
| Appalachian State^                         | 4           | 4              | 4        | 8        |
| ^ Six SoCon wins vacated in summer of 2016 |             |                |          |          |
| ^ Teams ineligible for SoCon title         |             |                |          |          |
| <b>2014</b>                                | <b>CONF</b> | <b>OVERALL</b> | <b>W</b> | <b>L</b> |
|                                            | <b>W</b>    | <b>L</b>       | <b>W</b> | <b>L</b> |
| Chattanooga                                | 7           | 0              | 10       | 4        |
| Samford                                    | 5           | 2              | 7        | 4        |
| Western Carolina                           | 5           | 2              | 7        | 5        |
| Wofford                                    | 4           | 3              | 6        | 5        |
| The Citadel                                | 3           | 4              | 5        | 7        |
| Furman                                     | 2           | 5              | 3        | 9        |
| Mercer                                     | 1           | 6              | 6        | 6        |
| VMI                                        | 1           | 6              | 2        | 10       |
| <b>2015</b>                                | <b>CONF</b> | <b>OVERALL</b> | <b>W</b> | <b>L</b> |
|                                            | <b>W</b>    | <b>L</b>       | <b>W</b> | <b>L</b> |
| Chattanooga                                | 6           | 1              | 9        | 4        |
| The Citadel                                | 6           | 1              | 9        | 4        |
| Western Carolina                           | 5           | 2              | 7        | 4        |
| Samford                                    | 3           | 4              | 6        | 5        |
| Wofford                                    | 3           | 4              | 5        | 6        |
| Mercer                                     | 2           | 5              | 5        | 6        |
| Furman                                     | 2           | 5              | 4        | 7        |
| VMI                                        | 1           | 6              | 2        | 9        |
| <b>2016</b>                                | <b>CONF</b> | <b>OVERALL</b> | <b>W</b> | <b>L</b> |
|                                            | <b>W</b>    | <b>L</b>       | <b>W</b> | <b>L</b> |
| The Citadel                                | 8           | 0              | 10       | 2        |
| Wofford                                    | 6           | 2              | 10       | 4        |
| Chattanooga                                | 6           | 2              | 9        | 4        |
| Samford                                    | 5           | 3              | 7        | 5        |
| Mercer                                     | 4           | 4              | 6        | 5        |
| Furman                                     | 3           | 5              | 3        | 8        |
| ETSU                                       | 2           | 6              | 5        | 6        |
| VMI                                        | 1           | 7              | 3        | 8        |
| Western Carolina                           | 1           | 7              | 2        | 9        |
| <b>2017</b>                                | <b>CONF</b> | <b>OVERALL</b> | <b>W</b> | <b>L</b> |
|                                            | <b>W</b>    | <b>L</b>       | <b>W</b> | <b>L</b> |
| Wofford                                    | 7           | 1              | 10       | 3        |
| Samford                                    | 6           | 2              | 8        | 4        |
| Furman                                     | 6           | 2              | 8        | 5        |
| Western Carolina                           | 5           | 3              | 7        | 5        |
| Mercer                                     | 4           | 4              | 5        | 6        |
| The Citadel                                | 3           | 5              | 5        | 6        |
| Chattanooga                                | 3           | 5              | 3        | 8        |
| ETSU                                       | 2           | 6              | 4        | 7        |
| VMI                                        | 0           | 8              | 0        | 11       |

|                  |             |                |          |          |
|------------------|-------------|----------------|----------|----------|
| <b>2018</b>      | <b>CONF</b> | <b>OVERALL</b> | <b>W</b> | <b>L</b> |
|                  | <b>W</b>    | <b>L</b>       | <b>W</b> | <b>L</b> |
| Wofford          | 6           | 2              | 9        | 3        |
| ETSU             | 6           | 2              | 8        | 4        |
| Furman           | 6           | 2              | 6        | 4        |
| Samford          | 5           | 3              | 6        | 5        |
| Chattanooga      | 4           | 4              | 6        | 5        |
| Mercer           | 4           | 4              | 5        | 6        |
| The Citadel      | 4           | 4              | 4        | 6        |
| Western Carolina | 1           | 7              | 3        | 8        |
| VMI              | 0           | 8              | 1        | 10       |
| <b>2019</b>      | <b>CONF</b> | <b>OVERALL</b> | <b>W</b> | <b>L</b> |
|                  | <b>W</b>    | <b>L</b>       | <b>W</b> | <b>L</b> |
| Wofford          | 7           | 1              | 8        | 4        |
| Furman           | 6           | 2              | 8        | 5        |
| Chattanooga      | 5           | 3              | 6        | 6        |
| The Citadel      | 4           | 4              | 6        | 6        |
| Samford          | 4           | 4              | 5        | 7        |
| VMI              | 4           | 4              | 5        | 7        |
| Mercer           | 3           | 5              | 4        | 8        |
| Western Carolina | 2           | 6              | 3        | 9        |
| ETSU             | 1           | 7              | 3        | 9        |
| <b>2020-21</b>   | <b>CONF</b> | <b>OVERALL</b> | <b>W</b> | <b>L</b> |
|                  | <b>W</b>    | <b>L</b>       | <b>W</b> | <b>L</b> |
| VMI              | 6           | 1              | 6        | 2        |
| Chattanooga      | 3           | 1              | 3        | 2        |
| ETSU             | 4           | 2              | 4        | 2        |
| Mercer           | 5           | 3              | 5        | 6        |
| Samford          | 4           | 3              | 4        | 3        |
| Furman           | 3           | 4              | 3        | 4        |
| The Citadel      | 2           | 6              | 2        | 1        |
| Wofford          | 1           | 4              | 1        | 4        |
| Western Carolina | 1           | 5              | 1        | 8        |
| <b>2021</b>      | <b>CONF</b> | <b>OVERALL</b> | <b>W</b> | <b>L</b> |
|                  | <b>W</b>    |                |          |          |

#SoConFB

| Year | School            | W | L | T | Pct.  |
|------|-------------------|---|---|---|-------|
| 1933 | Duke              | 4 | 0 | 0 | 1.000 |
| 1934 | Washington & Lee  | 4 | 0 | 0 | 1.000 |
| 1935 | Duke              | 5 | 0 | 0 | 1.000 |
| 1936 | Duke              | 7 | 0 | 0 | 1.000 |
| 1937 | Maryland          | 2 | 0 | 0 | 1.000 |
| 1938 | Duke              | 5 | 0 | 0 | 1.000 |
| 1939 | Duke              | 5 | 0 | 0 | 1.000 |
| 1940 | Clemson           | 4 | 0 | 0 | 1.000 |
| 1941 | Duke              | 5 | 0 | 0 | 1.000 |
| 1942 | William & Mary    | 4 | 0 | 0 | 1.000 |
| 1943 | Duke              | 4 | 0 | 0 | 1.000 |
| 1944 | Duke              | 4 | 0 | 0 | 1.000 |
| 1945 | Duke              | 4 | 0 | 0 | 1.000 |
| 1946 | North Carolina    | 4 | 0 | 1 | .900  |
| 1947 | William & Mary    | 7 | 1 | 0 | .875  |
| 1948 | Clemson           | 5 | 0 | 0 | 1.000 |
| 1949 | North Carolina    | 5 | 0 | 0 | 1.000 |
| 1950 | Washington & Lee  | 6 | 0 | 0 | 1.000 |
| 1951 | Maryland          | 5 | 0 | 0 | 1.000 |
|      | VMI               | 5 | 0 | 0 | 1.000 |
| 1952 | Duke              | 5 | 0 | 0 | 1.000 |
| 1953 | West Virginia     | 4 | 0 | 0 | 1.000 |
| 1954 | West Virginia     | 3 | 0 | 0 | 1.000 |
| 1955 | West Virginia     | 4 | 0 | 0 | 1.000 |
| 1956 | West Virginia     | 5 | 0 | 0 | 1.000 |
| 1957 | VMI               | 6 | 0 | 0 | 1.000 |
| 1958 | West Virginia     | 4 | 0 | 0 | 1.000 |
| 1959 | VMI               | 6 | 0 | 1 | .929  |
| 1960 | VMI               | 4 | 1 | 0 | .800  |
| 1961 | The Citadel       | 5 | 1 | 0 | .833  |
| 1962 | VMI               | 6 | 0 | 0 | 1.000 |
| 1963 | Virginia Tech     | 5 | 0 | 0 | 1.000 |
| 1964 | West Virginia     | 5 | 0 | 0 | 1.000 |
| 1965 | West Virginia     | 4 | 0 | 0 | 1.000 |
| 1966 | East Carolina     | 4 | 1 | 1 | .750  |
|      | William & Mary    | 4 | 1 | 1 | .750  |
| 1967 | West Virginia     | 4 | 0 | 1 | .900  |
| 1968 | Richmond          | 6 | 0 | 0 | 1.000 |
| 1969 | Davidson          | 5 | 1 | 0 | .833  |
|      | Richmond          | 5 | 1 | 0 | .833  |
| 1970 | William & Mary    | 3 | 1 | 0 | .750  |
| 1971 | Richmond          | 5 | 1 | 0 | .833  |
| 1972 | East Carolina     | 7 | 0 | 0 | 1.000 |
| 1973 | East Carolina     | 7 | 0 | 0 | 1.000 |
| 1974 | VMI               | 5 | 1 | 0 | .833  |
| 1975 | Richmond          | 5 | 1 | 0 | .833  |
| 1976 | East Carolina     | 4 | 1 | 0 | .800  |
| 1977 | Chattanooga       | 4 | 1 | 0 | .800  |
|      | VMI               | 4 | 1 | 0 | .800  |
| 1978 | Furman            | 4 | 1 | 0 | .800  |
|      | Chattanooga       | 4 | 1 | 0 | .800  |
|      | Chattanooga       | 5 | 1 | 0 | .833  |
| 1980 | Furman            | 7 | 0 | 0 | 1.000 |
| 1981 | Furman            | 5 | 2 | 0 | .714  |
| 1982 | Furman            | 6 | 1 | 0 | .857  |
| 1983 | Furman            | 6 | 0 | 1 | .929  |
| 1984 | Chattanooga       | 5 | 1 | 0 | .833  |
| 1985 | Furman            | 6 | 0 | 0 | 1.000 |
| 1986 | Appalachian State | 6 | 0 | 1 | .929  |
| 1987 | Appalachian State | 7 | 0 | 0 | 1.000 |
| 1988 | Furman            | 6 | 1 | 0 | .857  |
|      | Marshall          | 6 | 1 | 0 | .857  |
| 1989 | Furman            | 7 | 0 | 0 | 1.000 |
| 1990 | Furman            | 6 | 1 | 0 | .857  |
| 1991 | Appalachian State | 6 | 1 | 0 | .857  |
| 1992 | The Citadel       | 6 | 1 | 0 | .857  |
| 1993 | Georgia Southern  | 7 | 1 | 0 | .875  |
| 1994 | Marshall          | 7 | 1 | 0 | .875  |
| 1995 | Appalachian State | 8 | 0 | 0 | 1.000 |
| 1996 | Marshall          | 8 | 0 | 0 | 1.000 |
| 1997 | Georgia Southern  | 7 | 1 | 0 | .875  |
| 1998 | Georgia Southern  | 8 | 0 | 0 | 1.000 |
| 1999 | Appalachian State | 7 | 1 | 0 | .875  |
|      | Furman            | 7 | 1 | 0 | .875  |
|      | Georgia Southern  | 7 | 1 | 0 | .875  |

| Year    | School            | W | L | T | Pct.  |
|---------|-------------------|---|---|---|-------|
| 2000    | Georgia Southern  | 7 | 1 | 0 | .875  |
| 2001    | Furman            | 7 | 1 | 0 | .875  |
|         | Georgia Southern  | 7 | 1 | 0 | .875  |
| 2002    | Georgia Southern  | 7 | 1 | 0 | .875  |
| 2003    | Wofford           | 8 | 0 | 0 | 1.000 |
| 2004    | Furman            | 6 | 1 | 0 | .857  |
|         | Georgia Southern  | 6 | 1 | 0 | .857  |
| 2005    | Appalachian State | 6 | 1 | 0 | .857  |
| 2006    | Appalachian State | 7 | 0 | 0 | 1.000 |
| 2007    | Appalachian State | 5 | 2 | 0 | .714  |
|         | Wofford           | 5 | 2 | 0 | .714  |
| 2008    | Appalachian State | 8 | 0 | 0 | 1.000 |
| 2009    | Appalachian State | 8 | 0 | 0 | 1.000 |
| 2010    | Appalachian State | 7 | 1 | 0 | .875  |
|         | Wofford           | 7 | 1 | 0 | .875  |
| 2011    | Georgia Southern  | 7 | 1 | 0 | .875  |
| 2012    | Appalachian State | 6 | 2 | 0 | .750  |
|         | Georgia Southern  | 6 | 2 | 0 | .750  |
|         | Wofford           | 6 | 2 | 0 | .750  |
| 2013    | Furman            | 6 | 2 | 0 | .750  |
|         | Samford*          | 6 | 2 | 0 | .750  |
|         | Chattanooga       | 6 | 2 | 0 | .750  |
| 2014    | Chattanooga       | 7 | 0 | 0 | 1.000 |
| 2015    | The Citadel       | 6 | 1 | 0 | .857  |
|         | Chattanooga       | 6 | 1 | 0 | .857  |
| 2016    | The Citadel       | 8 | 0 | 0 | 1.000 |
| 2017    | Wofford           | 7 | 1 | 0 | .875  |
| 2018    | ETSU              | 6 | 2 | 0 | .750  |
|         | Furman            | 6 | 2 | 0 | .750  |
|         | Wofford           | 6 | 2 | 0 | .750  |
| 2019    | Wofford           | 7 | 1 | 0 | .875  |
| 2020-21 | VMI               | 6 | 1 | 0 | .857  |
| 2021    | ETSU              | 7 | 1 | 0 | .875  |
| 2022    | Samford           | 8 | 0 | 0 | 1.000 |

\* vacated in summer of 2016

### All-time Southern Conference championships

| Total | O/S  | School            |
|-------|------|-------------------|
| 14    | 7/7  | Furman            |
| 12    | 8/4  | Appalachian State |
| 10    | 10/0 | Duke              |
| 10    | 6/4  | Georgia Southern  |
| 8     | 6/2  | VMI               |
| 8     | 8/0  | West Virginia     |
| 7     | 3/4  | Chattanooga       |
| 7     | 3/4  | Wofford           |
| 4     | 3/1  | The Citadel       |
| 4     | 3/1  | East Carolina     |
| 4     | 3/1  | Richmond          |
| 4     | 3/1  | William & Mary    |
| 3     | 2/1  | Marshall          |
| 2     | 2/0  | Clemson           |
| 2     | 1/1  | ETSU              |
| 2     | 1/1  | Maryland          |
| 2     | 2/0  | North Carolina    |
| 2*    | 1/1  | Samford           |
| 2     | 2/0  | Washington & Lee  |
| 1     | 0/1  | Davidson          |
| 1     | 1/0  | Virginia Tech     |

O/S = outright/shared

\* 2013 shared title vacated in summer of 2016