



SOUTHERN CONFERENCE MEN'S BASKETBALL 2019-20

702 North Pine Street, Spartanburg, SC 29303 • 864-591-5100 • Fax: 864-591-3448

Phil Perry, Assistant Commissioner for Media Relations (MBK contact)

facebook.com/SouthernConference • twitter.com/SoConSports • instagram.com/SouthernConference

2019-20 SOUTHERN CONFERENCE BASKETBALL STANDINGS

	Conference					Overall					
	W-L	Pct.	H	A	ST	W-L	Pct.	H	A	N	ST
ETSU	7-1	0.875	4-0	3-1	W5	18-3	0.857	12-0	6-3	0-0	W5
Furman	7-2	0.778	3-1	4-1	W2	17-5	0.773	9-1	7-4	1-0	W2
UNCG	6-2	0.750	3-1	3-1	W4	16-5	0.762	10-3	6-2	0-0	W4
Western Carolina	5-3	0.625	3-1	2-2	W1	13-6	0.684	8-1	5-5	0-0	W1
Wofford	5-3	0.625	4-0	1-3	L1	13-8	0.619	9-1	4-7	0-0	L1
Chattanooga	4-4	0.500	3-1	1-3	L1	12-8	0.600	8-1	2-7	2-0	L1
Mercer	4-4	0.500	2-2	2-2	W4	10-11	0.476	6-4	4-5	0-2	W4
Samford	2-6	0.250	1-3	1-3	L6	8-14	0.364	6-4	2-10	0-0	L6
VMI	1-8	0.111	1-4	0-4	L2	6-16	0.273	5-6	0-9	1-1	L2
The Citadel	0-8	0.000	0-4	0-4	L8	6-13	0.316	3-6	3-7	0-0	L8

NOTES

• All 10 Southern Conference teams are in action Wednesday night, with ETSU hosting Mercer looking to keep its home record perfect, UNC Greensboro visiting Western Carolina in a battle in the top half of the standings, and Furman and VMI meeting for the 100th time on the hardwood.

• The first-place Bucs are 18-3 overall on the season, including a spotless 12-0 mark at Freedom Hall that matches ETSU's best home start since the 2003-04 season.

• Since the calendar turned to 2020, Mercer's Djordje Dimitrijevic has been on an absolute tear, averaging a league-best 24.7 points per game in seven contests. The Bears have won four straight.

• Third-place UNCG visits fourth-place Western Carolina in a key game for both squads. At 6-2 in league action, the Spartans are just a game out of first place, while the Catamounts are just one game back of UNCG and two out of first. The contest pits WCU's league-leading scoring offense (81.1) against the Spartans' league-best scoring defense (59.4), both of which rank in the top 15 in DI.

• With 948 career rebounds, UNCG senior James Dickey is 13 back of Ben Stywall (961 from 2007-10) for second in school history.

• With its 81-72 win over Wofford on Saturday, Western Carolina surpassed its SoCon win total from last year, moving to 5-3 this season.

• Furman, which is 8-0 at Timmons Arena this season, welcomes VMI on Wednesday. The Paladins enter the century-mark meeting with the Keydets holding a 65-34 lead in the series and have won the last nine meetings.

• Furman's Jordan Lyons has 269 career 3-pointers, putting him four back of program record-holder Eric Webb's 273. Lyons is just nine back of Western Carolina's Jake Robinson (2006-10), who sits 10th in SoCon history with 278.

• VMI's 69-66 loss to Mercer on Saturday dropped the Keydets to 1-5 in games this season decided by five points or fewer.

• Wofford senior Nathan Hoover is the DI leader in free-throw percentage at 95.4 percent. He is 62-for-65 on the season.

• The Citadel's Tyson Batiste has 117 assists this season, leaving him two away from breaking into the top 15 in program history for assists in a single season and 14 away from breaking into the top 10.

• Chattanooga senior Jonathan Scott leads the SoCon in 3-point percentage this season, as he has connected on 46.9 percent of his attempts (23-for-49).

• Samford's Josh Sharkey is third in DI in total steals (57) and steals per game (3.00).

• The SoCon remains the only conference with three teams in the top 10 of the CollegeInsider.com Mid-Major Top 25. ETSU is up two spots to No. 4 in the latest poll, while UNCG moved up one spot to No. 6 and Furman held steady at No. 8.

UPCOMING SCHEDULE (ALL TIMES EASTERN)

Jan. 29 (Wednesday)

*Wofford at The Citadel, 7 p.m.	ESPN+
*Mercer at ETSU, 7 p.m.	ESPN+
*VMI at Furman, 7 p.m.	ESPN+
*UNCG at Western Carolina, 7 p.m.	ESPN+
*Chattanooga at Samford, 7:30 p.m.	ESPN+

Feb. 1 (Saturday)

*Western Carolina at Chattanooga, 2 p.m.	ESPN3
*UNCG at ETSU, 4 p.m.	ESPN+
*The Citadel at Mercer, 4:30 p.m.	Nexstar/ESPN3
*Samford at Wofford, 7 p.m.	ESPN3

Ingles SoCon Game of the Week Nexstar affiliates

ECBD (Charleston)
WMUB (Macon)
WWCW (Lynchburg/Roanoke)
WYCW (Greenville/Spartanburg/Asheville)

Feb. 5 (Wednesday)

*Mercer at Furman, 7 p.m.	ESPN+
*The Citadel at UNCG, 7 p.m.	ESPN3
*ETSU at Chattanooga, 7 p.m.	ESPN+
*Wofford at VMI, 7 p.m.	ESPN+
*Western Carolina at Samford, 7:30 p.m.	ESPN3

Feb. 8 (Saturday)

*VMI at The Citadel, 1 p.m.	ESPN+
*Furman at Western Carolina, 2 p.m.	ESPN+
*ETSU at Mercer, 4:30 p.m.	ESPN+
*Chattanooga at Wofford, 7 p.m.	Nexstar/ESPN+

Ingles SoCon Game of the Week Nexstar affiliates

WMUB (Macon)
WWCW (Lynchburg/Roanoke)
WYCW (Greenville/Spartanburg/Asheville)

Feb. 9 (Sunday)

*Samford at UNCG, 1 p.m.	ESPN+
--------------------------	-------

SoCon PLAYER OF THE WEEK (1/28)

PRESENTED BY **GEICO**

Bo Hodges, G, Jr.
ETSU

Hodges scored a career-high 27 points on Jan. 25, going 12-for-17 from the floor (70.6 percent), grabbing eight rebounds and adding a career-best five steals to lead ETSU to a 75-64 win over in-state rival Chattanooga. The Nashville, Tennessee, junior scored the Bucs' first 12 points of the contest and 14 of the first 17 en route to the win, becoming just the seventh Division I player since 2010-11 to post at least 27 points, eight rebounds, five steals, two blocks and two assists in a game.

The win moved ETSU's home record to 12-0 this season, matching the Bucs' best home start since at least the 2003-04 season.



CONFERENCE NEWS AND NOTES

• With its 96-94, double-overtime win over Jacksonville on Nov. 21, Western Carolina became one of just 10 Division I schools to erase a 22-point second-half deficit and the only team to do it with under nine minutes remaining in regulation.

• Wofford (30), UNCG (29) and Furman (25) all set school records for wins last season. The Terriers became just the third team to record 30 wins in league history, joining the 1945-46 North Carolina squad and the 1950-51 NC State team.

• ETSU notched 24 wins last season to give the SoCon four teams with 20 wins for the third straight season. The Bucs have reached 20 wins for four straight seasons, becoming the first SoCon team to post four consecutive 20-win seasons since Davidson turned in five straight from 2004-09. ETSU's 100 wins in the last four seasons are a school record over a four-year span.

• Four Southern Conference teams – ETSU, Furman, UNCG and Wofford – earned postseason invites last season, giving the league multiple teams in postseason play for the 11th consecutive year. It marked the ninth time in the last 11 seasons with at least three SoCon teams in postseason play. SoCon regular-season and tournament champion Wofford earned its first-ever NCAA tournament win with a victory over Seton Hall in the first round. UNCG was the No. 1 seed in the NIT and advanced to the second round, while Furman joined the Spartans in the NIT. ETSU hosted a Colleg Insider.com Postseason Tournament contest.

• As a league, the SoCon finished 12th in the final NET rankings last year. Four teams finished in the top 100 in Wofford (14), Furman (58), UNCG (68) and ETSU (90). The first NET rankings this season will be released Dec. 16.

• Wofford entered the 2019-20 campaign riding an 18-game winning streak in regular-season league games after going 18-0 in SoCon play last season. The Terriers posted an overall 21-game winning streak last season that spanned from Dec. 29 to March 21. The streak ended in the second round of the NCAA Championship against No. 2 seed Kentucky.

• Fifth-year ETSU coach Steve Forbes is third in SoCon history in career wins per season, as he has averaged 25.0 in his first four campaigns with the Bucs. Forbes led ETSU to 24 wins in 2015-16, 27 in 2016-17, 25 in 2017-18 and 24 last year. Third-year Furman coach Bob Richey is fifth on that list with an average of 24.0 wins per game, as he led the Paladins to 23 wins in his first season and 25 last year.

• Furman and Wofford appeared in the Associated Press Top 25, each for the first time, last season, giving the SoCon two different ranked teams in a season for the first time since the 1959-60 season.

• SoCon players set two NCAA records last season, with Wofford's Fletcher Magee finishing his career with a Division I-record 509 career 3-pointers and Furman's Jordan Lyons matching the NCAA single-game mark with 15 3-pointers against North Greenville on Nov. 15. Lyons had 54 points in that contest, tied for 10th in a game in league history.

SOCON COACHING RECORDS

Coach, school	Career (yrs.)	School (yrs.)	SoCon (yrs.)
Duggar Baucom, The Citadel	239-273 (17th)	51-95 (5th)	23-76 (6th)
Steve Forbes, ETSU	284-102 (12th)	118-42 (5th)	62-18 (5th)
Bob Richey, Furman	65-24 (3rd)	Same	33-12 (3rd)
Greg Gary, Mercer	26-55 (3rd)	10-11 (1st)	4-4 (1st)
Wes Miller, UNCG	157-122 (9th)	Same	89-58 (9th)
Scott Padgett, Samford	82-106 (6th)	Same	32-66 (6th)
Lamont Paris, Chattanooga	35-51 (3rd)	Same	14-30 (3rd)
Dan Earl, VMI	41-103 (5th)	Same	16-65 (5th)
Mark Prosser, Western Carolina	25-54 (3rd)	20-31 (2nd)	9-17 (2nd)
Jay McAuley, Wofford	13-8 (1st)	Same	5-3 (1st)

MID-MAJOR TOP 25 (JAN. 27)

The Southern Conference has three teams ranked in the Colleg Insider.com Mid-Major Top 25 poll.

Rank	School (1st-place)	Record	Points	LW	Conf.
1.	Gonzaga (31)	21-1	775	1	West Coast
2.	Saint Mary's	18-4	702	5	West Coast
3.	Yale	14-4	696	4	Ivy League
4.	ETSU	18-3	665	6	Southern
5.	Northern Iowa	17-3	664	3	Missouri Valley
6.	UNCG	16-5	572	7	Southern
7.	Liberty	19-3	568	2	ASUN
8.	Furman	17-5	559	8	Southern
9.	Stephen F. Austin	17-3	500	9	Southland
10.	Wright State	18-4	471	10	Horizon
11.	Harvard	13-4	449	13	Ivy League
12.	Akron	16-4	447	16	Mid-American
13.	BYU	15-7	377	11	West Coast
14.	New Mexico State	15-6	315	18	WAC
15.	Colgate	16-5	298	17	Patriot
16.	Kent State	14-6	262	12	Mid-American
17.	Santa Clara	17-5	253	14	West Coast
18.	Bowling Green	15-5	242	21	Mid-American
19.	Murray State	15-5	229	24	Ohio Valley
20.	Vermont	15-6	194	25	America East
21.	Austin Peay	14-7	188	NR	Ohio Valley
22.	San Francisco	15-7	95	19	West Coast
23.	William & Mary	15-7	93	22	Colonial
24.	Winthrop	14-7	61	NR	Big South
25.	Little Rock	15-7	55	NR	Sun Belt

OTHERS RECEIVING VOTES: Loyola 54, Belmont 53, Georgia State 42, Bradley 38, Northern Colorado 27, Pacific 18, South Dakota State 17, Drake 15, Northern Kentucky 15, Delaware 12, Towson 10, **Wofford 8**, Ball State 7, Hawaii 5, Hofstra 5, Oral Roberts 5, Toledo 5, Arkansas State 4, Montana 1, North Florida 1, Southern Illinois 1, Stony Brook 1.

Did you know?

• ETSU's win at LSU on Dec. 18, coupled with Wofford's 68-64 win over then-No. 17 North Carolina on Dec. 14, gave the SoCon two wins over Power 5 schools in the span of four days, a feat the league has now accomplished twice in three seasons. In 2017, UNCG beat NC State 81-76 on Dec. 16, followed by Wofford defeating No. 5 North Carolina 79-75 on Dec. 20.

• Western Carolina guard Mason Faulkner's triple-double against North Carolina A&T on Nov. 12 (13 points, 10 rebounds, 10 assists) was the first by a SoCon player since Chattanooga's Keegan Bell went for 12 points, 10 boards and 10 assists at College of Charleston on Dec. 3, 2011.

• Southern Conference Commissioner Jim Schaus has a familial connection to the Southern Conference, as his father, former Los Angeles Lakers coach Fred Schaus, was the men's basketball coach at West Virginia from 1954-60, earning SoCon Coach of the Year honors four times in that six-year span and still ranking in the top 20 in career wins by a league coach.

SOCON PLAYERS OF THE WEEK

PRESENTED BY **GEICO**

Nov. 12	Kaleb Hunter, So., G, UNCG
Nov. 19	Mason Faulkner, R-Jr., G, WCU
Nov. 26	Mason Faulkner, R-Jr., G, WCU
Dec. 3	Clay Mounce, Jr., F, FUR
Dec. 10	Carlos Dotson, Sr., F, WCU
Dec. 17	Ethan Stair, R-Sr., G, MER
Dec. 24	Jeromy Rodriguez, R-Sr., F, ETSU
Jan. 7	Jordan Lyons, Sr., G, FUR
Jan. 14	Kaelon Harris, Sr., F/G, CIT
Jan. 21	Djordje Dimitrijevic, Sr., G, MER
Jan. 28	Bo Hodges, Jr., G, ETSU
Feb. 4	
Feb. 11	
Feb. 18	
Feb. 25	

SOCON PLAYERS OF THE MONTH

November	Ethan Stair, R-Sr., G, MER
December	Josh Sharkey, Sr., G, SAM
January	
February	

GENERAL SHALE SOCON

STUDENT-ATHLETE OF THE WEEK

Dec. 18	Ethan Stair, R-Sr., G, MER
Jan. 15	Djordje Dimitrijevic, Sr., G, MER

Preseason predictions

ETSU is the preseason favorite to win the 2019-20 Southern Conference men's basketball title in polling of the league's 10 men's basketball coaches and media. UNC Greensboro junior guard Isaiah Miller is the coaches' pick for preseason player of the year.

Preseason Player of the Year

Isaiah Miller, Jr., G, UNCG

Preseason All-Southern Conference Team

Bo Hodges, Jr., G, ETSU
 Jeromy Rodriguez, R-Sr., F, ETSU
 Daivien Williamson, So., G, ETSU
 Jordan Lyons, Sr., G, Furman
 Ross Cummings, Sr., G, Mercer
 James Dickey, R-Sr., F, UNCG
 Isaiah Miller, Jr., G, UNCG
 Josh Sharkey, Sr., G, Samford
 Carlos Dotson, Sr., F, Western Carolina
 Nathan Hoover, Sr., G, Wofford

Coaches poll

Team (1st)	Total	Media poll Team (1st)	Total
1. ETSU (8)	80	1. ETSU (20)	286
2. UNCG (2)	74	2. UNCG (6)	264
3. Furman	61	3. Furman (4)	245
4. Wofford	52	4. Wofford	216
5. Samford	48	5. Samford	169
6. Chattanooga	41	6. Chattanooga	128
7. Western Carolina	38	7. Western Carolina	117
8. Mercer	29	8. Mercer	115
9. The Citadel	16	9. The Citadel	70
10. VMI	11	10. VMI	40

SPECIALTY STATS LEADERS

40-point games

	Ovr.	SoCon
Jordan Lyons, FUR	1	1

30-point games

	Ovr.	SoCon
Jordan Lyons, FUR	2	1
Kaelon Harris, CIT	1	1
Kaiden Rice, CIT	1	1
Djordje Dimitrijevic, MER	1	1
Isaiah Miller, UNCG	1	1
Mason Faulkner, WCU	1	1

20-point games

	Ovr.	SoCon
Isaiah Miller, UNCG	9	5
Mason Faulkner, WCU	9	4
Djordje Dimitrijevic, MER	8	6
Josh Sharkey, SAM	8	4
Jordan Lyons, FUR	7	4
Kaiden Rice, CIT	5	2
Ethan Stair, MER	5	1
Brandon Austin, SAM	5	1
Travis Eevee, VMI	5	1
Nathan Hoover, WOF	5	3
Tray Boyd III, ETSU	4	1
Noah Gurley, FUR	4	1
Matt Ryan, UTC	4	1
Carlos Dotson, WCU	4	4
Kaelon Harris, CIT	3	1
Bo Hodges, ETSU	3	1
Mike Bothwell, FUR	3	1
Clay Mounce, FUR	3	1
Fletcher Abee, CIT	2	1
Jalen Dupree, SAM	2	2
Garrett Gilkeson, VMI	2	2
Storm Murphy, WOF	2	0
Hayden Brown, CIT	1	0
Rudy Fitzgibbons III, CIT	1	0
Patrick Good, ETSU	1	0
Jeremy Rodriguez, ETSU	1	1
Isaiah Tisdale, ETSU	1	1
Daivien Williamson, ETSU	1	0
Jeff Gary, MER	1	0
Kaleb Hunter, UNCG	1	0
Robert Allen, SAM	1	0
Deandre Thomas, SAM	1	0
David Jean-Baptiste, UTC	1	0
Ramon Vila, UTC	1	1
Kamdyn Curfman, VMI	1	0
Greg Parham, VMI	1	0
Matt Halvorsen, WCU	1	1
Onno Steger, WCU	1	1
Marcus Thomas, WCU	1	0
Isaiah Bigelow, WOF	1	0

15-rebound games

	Ovr.	SoCon
Jeremy Rodriguez, ETSU	1	1
Ethan Stair, MER	1	0
Tyler Creammer, VMI	1	0
Carlos Dotson, WCU	1	0

10-rebound games

	Ovr.	SoCon
Carlos Dotson, WCU	10	6
Kaelon Harris, CIT	9	3
Ethan Stair, MER	8	1
James Dickey, UNCG	7	4
Jeremy Rodriguez, ETSU	5	1
Robert Allen, SAM	4	2
Jalen Dupree, SAM	4	2
Clay Mounce, FUR	3	1
Maciej Bender, MER	3	2
Mason Faulkner, WCU	3	1
Eddie Davis III, CIT	2	0
Noah Gurley, FUR	2	1
Jalen Slawson, FUR	2	1
Kaleb Hunter, UNCG	2	0
Rod Johnson, UTC	2	1
Tyler Creammer, VMI	2	1
Garrett Gilkeson, VMI	2	2
Jake Stephens, VMI	2	1
Chevez Goodwin, WOF	2	1
Brady Spence, CIT	1	0

Vonnie Paterson, ETSU	1	0
Isaiah Tisdale, ETSU	1	1
Victor Bafutto, MER	1	0
Djordje Dimitrijevic, MER	1	0
Mohammed Abdulsala, UNCG	1	1
Isaiah Miller, UNCG	1	1
Brandon Austin, SAM	1	0
Josh Sharkey, SAM	1	1
Ramon Vila, UTC	1	0
Messiah Jones, WOF	1	1

15-assist games

	Ovr.	SoCon
Josh Sharkey, SAM	2	0

10-assist games

	Ovr.	SoCon
Josh Sharkey, SAM	5	1
Mason Faulkner, WCU	2	1
Tyson Batiste, CIT	1	0
Djordje Dimitrijevic, MER	1	1

Double-doubles

	Ovr.	SoCon
Carlos Dotson, WCU	10	6
Kaelon Harris, CIT	8	3
Ethan Stair, MER	8	1
Jeremy Rodriguez, ETSU	4	1
Robert Allen, SAM	4	2
Josh Sharkey, SAM*	4	2
Mason Faulkner, WCU^	4	2
Clay Mounce, FUR	3	1
Jalen Dupree, SAM	3	1
Eddie Davis III, CIT	2	0
Noah Gurley, FUR	2	1
Maciej Bender, MER	2	1
James Dickey, UNCG	2	1
Kaleb Hunter, UNCG	2	0
Rod Johnson, UTC	2	1
Chevez Goodwin, WOF	2	1
Brady Spence, CIT	1	0
Isaiah Tisdale, ETSU	1	1
Jalen Slawson, FUR	1	1
Victor Bafutto, MER	1	0
Djordje Dimitrijevic, MER	1	0
Isaiah Miller, UNCG	1	1
Tyler Creammer, VMI	1	0
Garrett Gilkeson, VMI	1	1
Jake Stephens, VMI	1	1
Messiah Jones, WOF	1	1

20/15 games

	Ovr.	SoCon
Jeremy Rodriguez, ETSU	1	1

20/10 games

	Ovr.	SoCon
Carlos Dotson, WCU	4	4
Kaelon Harris, CIT	3	1
Ethan Stair, MER	2	0
Josh Sharkey, SAM^	2	2
Jeremy Rodriguez, ETSU	1	1
Isaiah Tisdale, ETSU	1	1
Garrett Gilkeson, VMI	1	1
Mason Faulkner, WCU	1	1

30/10 games

	Ovr.	SoCon
Kaelon Harris, CIT	1	1

Triple-doubles

	Ovr.	SoCon
Mason Faulkner, WCU	1	0

* three are points/assists
^ one is points/assists

3-POINTER STREAKS

Ten SoCon student-athletes have streaks of at least 10 games with a made 3-pointer, led by Samford's Brandon Austin's 23-game streak that dates back to last season.

Consecutive games with a 3-pointer

Player, school	'19-20	'18-19	Total
Brandon Austin, SAM, R-Sr.	21	2	23
Alex Hunter, FUR, Jr.	20	x	20
Djordje Dimitrijevic, MER, Sr.	19	x	19
Matt Halvorsen, WCU, Jr.	18	x	18
Angelo Allegri, UNCG, So.	14	x	14
Onno Steger, WCU, Sr.	14	x	14
Ross Cummings, MER, Sr.	6	7	13
Michael Hueitt Jr., UNCG, So.	10	x	10
Matt Ryan, UTC, Gr.	10	x	10
Mason Faulkner, WCU, R-Jr.	10	x	10

NATIONAL/REGIONAL RECOGNITION

Lou Henson Award preseason watch list

Jeremy Rodriguez, R-Sr., F, ETSU
Jordan Lyons, Sr., G, Furman
Isaiah Miller, Jr., G, UNCG

Lou Henson Award midseason watch list

Jeremy Rodriguez, R-Sr., F, ETSU
Jordan Lyons, Sr., G, Furman
Isaiah Miller, Jr., G, UNCG
Josh Sharkey, Sr., G, Samford
Mason Faulkner, R-Jr., G, Western Carolina

Lou Henson Award National Player of the Week

Mason Faulkner, R-Jr., G, WCU Nov. 25, 2019

Lute Olson Award midseason watch list

Isaiah Miller, Jr., G, UNCG

Senior CLASS Award candidate

Ethan Stair, R-Sr., G, Mercer

NET RANKINGS (AS OF JAN. 28)

42	ETSU
75	UNC Greensboro
80	Furman
125	Western Carolina
142	Wofford
161	Chattanooga
244	Mercer
306	Samford
319	VMI
326	The Citadel

THE SOCON VS. RANKED TEAMS

Wofford's 68-64 win at No. 17 North Carolina on Sunday is the Southern Conference's third road win over a top-25 team in as many seasons and the Terriers' second over a ranked UNC squad in the last three seasons.

Last season, Furman beat No. 8 Villanova and in 2017, Wofford downed then-No. 5 North Carolina. Coincidentally, Villanova and North Carolina were both defending national champions in those games.

Three of the SoCon's nine wins over ranked opponents since 1998 have come within the last two calendar years.

Southern Conference ranked wins since 1997-98

SoCon	Opp.	Score	Date
Wofford	#17 North Carolina	68-64	12/15/19
Furman	#8 Villanova	76-68 (OT)	11/17/18
Wofford	#5 North Carolina	79-75	12/20/17
Col. of Charleston	#21 Baylor	63-59	11/24/12
Davidson	#12 Kansas	80-74	12/19/11
Col. of Charleston	#9 North Carolina	82-79 (OT)	1/4/10
#23 Davidson	#24 Gonzaga	82-76	3/21/08
#23 Davidson	#8 Georgetown	74-70	3/23/08
#23 Davidson	#6 Wisconsin	73-56	3/28/08
Col. of Charleston	#3 North Carolina	66-64	12/5/98

INDIVIDUAL

Coaching wins at a SoCon school

1.	447	Bob McKillip, DAV (1992-14)
2.	299	Mike Young, WOF (2002-19)
3.	243	Mack McCarthy, UTC (1985-97)
	243	Burton Shipley, MD (1923-47)
5.	230	Bill Reinhart, GW (1935-42; 1949-66)
6.	226	Eddie Cameron, Duke (1928-42)
	226	Bobby Cremins, APP (1975-81); CofC (2006-12)
8.	223	Lyles Alley, FUR (1945-49; 1950-66)
9.	213	Les Robinson, CIT (1974-85); ETSU (1985-90)
10.	205	Murray Greason, WF (1935-53)
11.	194	Norman Shepard, UNC (1923-24); DAV (1937-49)
12.	193	Larry Hunter, WCU (2005-18)
13.	187	Everett Case, NCSU (1946-53)
14.	176	Lefty Driesell, DAV (1960-69)
15.	168	Malcolm U. Pitt, RICH (1935-52)
16. 157	Wes Miller, UNCG (2011-present)	
17.	148	Herman J. Stegeman, UGA (1921-31)
18.	147	Lester Hooker Jr., RICH (1952-63)
19.	146	Fred Schaus, WVU (1954-60)
20.	145	Steve Cottrell, WCU (1977-87)
	145	John Shulman, UTC (2004-13)
22.	142	Joe Williams, FUR (1970-78)
23.	141	Tom Scott, UNC (1946-52); DAV (1955-60)
24.	139	Ron Shumate, UTC (1972-79)
	139	Tom Apke, APP (1986-96)

Coaching wins per season (min. two seasons)

Avg. Wins	Yrs.	
1.	26.7	187 7 Everett Case, NCSU 1946-53
2.	26.0	52 2 Ben Carnevale, UNC 1944-46
3.	25.0	100^ 4 Steve Forbes, ETSU 2015-pr.
4.	24.3	146 6 Fred Schaus, WVU 1954-60
5.	24.0	48^ 2 Bob Richey, FUR 2017-pr.

^ Entering 2019-20 season

3-point field goals made

Game		
1.	15	Keith Veney, MAR vs. Morehead* 12/16/96
	15	Jordan Lyons, FUR vs. NGU* 11/15/18
3.	11	Elton Nesbitt, GSU vs. UTC 1/17/05
	11	Fletcher Magee, WOF at UTC 2/17/18
	11	Patrick Good, ETSU at WCU 1/26/19
6.	10	10 times. Last:
		Jordan Lyons, FUR at VMI 1/1/20

Career

1.	509	Fletcher Magee, WOF*	2015-19
2.	414	Stephen Curry, DAV	2006-09
3.	396	Andrew Goude-lock, CofC	2007-11
	396	Francis Alonso, UNCG	2015-19
3.	358	Donald Sims, APP	2007-11
6.	324	Matt Frierson, CIT	2015-pr.
7.	312	Karl Cochran, WOF	2011-15
8.	299	Ian Chadwick, WOF	1997-01
9.	295	Zach Urbanus, CIT	2007-11
10.	278	Jake Robinson, WCU	2006-10
	269	Jordan Lyons, FUR	2016-pr.
	265	Nathan Hoover, FUR	2016-pr.

Blocked shots

Career		
1.	349	Kyle Hines, UNCG 2004-08
2.	308	Rans Brempong, WCU 2001-05
3.	270	Justin Tuoyo, UTC 2014-17
4.	269	George Singleton, FUR 1981-84
5.	238	Jody Lumpkin, CofC 1998-01
6.	220	Jeremy Clayton, APP 2004-08
7.	215	Kirill Misychenko, CIT 1995-98
8.	213	Lucas Troutman, Elon 2010-14
9.	207	James Dickey, UNCG 2016-pr.
10.	202	Lewis Preston, VMI 1990-93

Steals

1.	11	Ali Ton, DAV vs. Tufts	11/29/97
2.	10	Shawn Moore, MAR vs. ETSU	1/29/94
	10	Brandon Born, UTC vs. USC Aiken	11/26/94
	10	Jason Bell, VMI vs. Furman	2/10/98
	10	Zakee Wadood, ETSU vs. Clemson	12/15/03
6.	9	D.J. Thompson, APP vs. UNCG	2/22/07
	9	Stephen Curry, DAV vs. Guilford	11/14/08
9	Isaiah Miller, UNCG vs. Mercer	1/1/20	
9.	8	21 times. Last:	
		Tray Boyd III, ETSU vs. Mars Hill	12/19/19

Career

1.	334	Keith Jennings, ETSU	1988-91
2.	293	D.J. Thompson, APP	2003-06
3.	285	Brigham Waginger, WCU	2006-10
4.	260	Josh Sharkey, SAM	2016-pr.
5.	250	Derek Rucker, DAV	1985-88
6.	247	Tyson Patterson, APP	1996-00
7.	246	Zakee Wadood, ETSU	2001-02
8.	240	Jason Bell, VMI	1995-98
9.	236	Ricky Hickman, UNCG	2003-07
	236	Rodney Peel, APP	1988-92
	208	Isaiah Miller, UNCG	2017-pr.

Assists

Career		
1.	983	Keith Jennings, ETSU 1988-91
2.	701	Greg White, MAR 1978-81
3.	687	Josh Sharkey, SAM 2016-pr.
4.	668	Guilherme Da Luz, FUR 2000-03
5.	663	Jason Richards, DAV 2004-08

* NCAA record

Points scored

	(SoCon career rank)
1,413	Nathan Hoover, Wofford, Sr.
1,394	Josh Sharkey, Samford, Sr.
1,371	Jordan Lyons, Furman, Sr.
1,227	Isaiah Miller, UNCG, Jr.
1,042	Ethan Stair, Mercer, R-Sr.

Points scored per game (min. 800 points)

13.34	Isaiah Miller, UNCG, Jr.
11.81	Josh Sharkey, Samford, Sr.
11.49	Nathan Hoover, Wofford, Sr.
11.24	Jordan Lyons, Furman, Sr.
10.89	Ross Cummings, Mercer, Sr.

Field-goal percentage (min. 240 made)

.610	Carlos Dotson, Western Carolina, Sr.
.540	James Dickey, UNCG, Sr.
.521	Clay Mounce, Furman, Jr.
.499	Bo Hodges, ETSU, Jr.
.498	Isaiah Miller, UNCG, Jr.

3-point field goals made

269	Jordan Lyons, Furman, Sr.
265	Nathan Hoover, Wofford, Sr.
191	Matt Halvorsen, Western Carolina, Jr.
173	Ross Cummings, Mercer, Sr.
160	Kaiden Rice, The Citadel, Jr.

3-point field-goal percentage (min. 120 made)

.425	Storm Murphy, Wofford, Jr.
.417	Brandon Austin, Samford, R-Sr.
.404	Ross Cummings, Mercer, Sr.
.391	Onno Steger, Western Carolina, Sr.
.384	Nathan Hoover, Wofford, Sr.

Free-throw percentage (min. 110 made)

.889	Nathan Hoover, Wofford, Sr.
.858	Matt Halvorsen, Western Carolina, Jr.
.854	Myron Gordon, Samford, Sr.
.819	Djordje Dimitrijevic, Mercer, Sr.
.801	Ross Cummings, Mercer, Sr.

Rebounds

948	James Dickey, UNCG, Sr.
538	Ethan Stair, Mercer, R-Sr.
496	Garrett Gilkeson, VMI, Sr.
479	Jeromy Rodriguez, ETSU, R-Sr.
476	Tyler Creammer, VMI, Sr.

Rebounds per game (min. 280 rebounds)

9.98	Jeromy Rodriguez, ETSU, R-Sr.
9.35	Carlos Dotson, Western Carolina, Sr.
8.03	James Dickey, UNCG, Jr.
7.57	Robert Allen, Samford, So.
5.21	Kaelon Harris, The Citadel, Sr.

Blocked shots

207	James Dickey, UNCG, Sr.	(9)
99	Kyrin Galloway, UNCG, Sr.	
63	Bo Hodges, ETSU, Jr.	
62	Clay Mounce, Furman, Jr.	
54	Robert Allen, Samford, So.	

Steals

260	Josh Sharkey, Samford, Sr.	(4)
208	Isaiah Miller, UNCG, Jr.	
129	Garrett Gilkeson, VMI, Sr.	
108	Ethan Stair, Mercer, R-Sr.	
103	Jordan Lyons, Furman, Sr.	

Assists

687	Josh Sharkey, Samford, Sr.	(3)
305	Storm Murphy, Wofford, Jr.	
230	Garrett Gilkeson, VMI, Sr.	
220	Alex Hunter, Furman, Jr.	
188	Isaiah Miller, UNCG, Jr.	

Assists per game (min. 150 assists)

5.82	Josh Sharkey, Samford, Sr.
3.47	Storm Murphy, Wofford, Jr.
2.98	Isaiah Tisdale, ETSU, Sr.
2.50	Alex Hunter, Furman, Jr.
2.16	Greg Parham, VMI, Jr.

America East (1-0)

12/18 UNCG 54, Vermont 53

American Athletic (0-3)

11/5 East Carolina 80, VMI 68
 11/21 South Florida 69, Wofford 55
 12/2 South Florida 65, Furman 55

ASUN (7-1)

11/11 Mercer 74, Kennesaw State 62
 11/15 Mercer 84, FGCU 68
 11/16 North Alabama 61, Samford 55
 11/21 Western Carolina 96, Jacksonville 94 (2OT)
 11/24 Western Carolina 70, Stetson 64
 12/4 UNCG 72, Kennesaw State 54
 (Fleming Gym; Greensboro, N.C.)
 12/7 VMI 88, Stetson 61
 12/22 Wofford 83, Kennesaw State 70

Atlantic 10 (0-2)

11/26 St. Bonaventure 56, Mercer 51
 12/4 Duquesne 71, VMI 58

Atlantic Coast (1-7)

11/15 Florida State 79, Western Carolina 74
 11/20 Florida State 89, Chattanooga 53
 12/11 Virginia Tech 63, Chattanooga 58
 12/15 NC State 80, UNCG 77
 12/15 Wofford 68, #17 North Carolina 64
 12/19 #4 Duke 86, Wofford 57
 12/21 Virginia Tech 64, VMI 55
 12/22 NC State 83, The Citadel 63

Big 12 (0-2)

11/8 #3 Kansas 74, UNCG 62
 11/19 #4 Kansas 75, ETSU 63

Big East (1-4)

11/6 St. John's 109, Mercer 79
 11/16 Butler 80, Wofford 61
 11/30 UNCG 65, Georgetown 61
 12/18 Xavier 74, Western Carolina 61
 12/21 Georgetown 99, Samford 71

Big Sky (1-2)

11/15 Idaho 68, VMI 67
 (Jonesboro, Ark.)
 11/16 Montana State 67, UNCG 66
 (Fleming Gym; Greensboro, N.C.)
 11/24 ETSU 70, Southern Utah 58

Big South (12-4)

11/5 Furman 70, Gardner-Webb 63
 11/9 UNC Asheville 91, The Citadel 76
 11/9 Western Carolina 71, Gardner-Webb 59
 11/9 Wofford 89, High Point 61
 11/11 Presbyterian 80, VMI 77 (OT)
 11/12 Furman 91, Charleston Southern 47
 11/14 ETSU 61, Winthrop 58
 11/16 Campbell 87, The Citadel 73
 12/7 UNCG 60, Radford 58
 12/7 Western Carolina 78, UNC Asheville 77
 12/7 Wofford 81, Gardner-Webb 77
 12/8 Furman 84, USC Upstate 72
 12/14 Furman 80, Winthrop 73
 (Bon Secours Wellness Arena; Greenville, S.C.)
 12/19 The Citadel 102, Longwood 99 (3OT)
 12/21 Chattanooga 68, UNC Asheville 64
 12/29 USC Upstate 91, VMI 82

Big Ten (0-1)

11/20 Illinois 85, The Citadel 57

Big West (1-1)

11/17 VMI 89, UC Davis 84 (2OT)
 (Jonesboro, Ark.)
 12/15 Hawaii 94, Samford 73

Colonial (2-1)

11/12 William & Mary 80, Wofford 79
 11/26 Furman 97, Elon 61
 12/16 Mercer 72, UNCW 63

Conference USA (0-2)

11/30 Louisiana Tech 78, Samford 57
 12/22 Florida Atlantic 65, Mercer 50

Horizon (3-0)

11/23 Mercer 72, UIC 68
 12/21 ETSU 80, Cleveland State 55
 12/21 UNCG 67, Northern Kentucky 50
 (Fleming Gym; Greensboro, N.C.)

Metro Atlantic Athletic (2-2)

11/8 Marist 58, VMI 56
 11/19 Samford 70, Manhattan 57
 11/23 The Citadel 79, Marist 75
 12/1 Canisius 76, Mercer 66
 (Boca Raton, Fla.)

Mid-Eastern Athletic (5-0)

11/5 UNCG 83, North Carolina A&T 50
 11/12 Western Carolina 90, North Carolina A&T 64
 11/23 ETSU 98, Delaware State 66
 11/26 Wofford 67, Maryland Eastern Shore 42
 12/2 Wofford 77, North Carolina Central 59

Missouri Valley (1-0)

11/8 Furman 87, Loyola-Chicago 63

Non-Division I (25-0)

11/5 Wofford 86, Erskine 63
 11/6 ETSU 79, Newberry 50
 11/7 Samford 68, Kentucky Wesleyan 42
 11/8 Mercer 84, Columbia International 76
 11/11 UNCG 109, Averett 51
 11/13 Samford 102, UVa-Wise 64
 11/15 Furman 83, Southern Wesleyan 61
 11/20 VMI 96, Christendom 20
 11/22 Furman 90, Columbia International 45
 11/26 The Citadel 90, Brevard 47
 11/26 VMI 98, Goucher 32
 11/27 Western Carolina 78, Bryan 54
 12/3 Samford 97, Auburn-Montgomery 64
 12/7 The Citadel 108, Carver 40
 12/8 Chattanooga 99, Tennessee Wesleyan 51
 12/10 The Citadel 129, Piedmont 83
 12/11 Furman 90, North Greenville 65
 12/11 VMI 78, Ferrum 60
 12/13 Wofford 112, North Greenville 66
 12/15 ETSU 97, Milligan 41
 12/28 Western Carolina 108, Piedmont 47
 12/28 Mercer 104, Milligan 52
 12/28 UNCG 106, William Peace 34
 12/29 Chattanooga 72, Cumberland 42
 12/29 ETSU 117, Mars Hill 48

Ohio Valley (6-3)

11/5 Morehead State 90, Samford 86 (2OT)
 11/5 Eastern Kentucky 79, Chattanooga 68
 11/9 Chattanooga 59, Tennessee State 57
 11/9 ETSU 92, UT Martin 75
 11/11 Belmont 95, Samford 63
 11/15 UNCG 64, Tennessee Tech 30
 (Fleming Gym; Greensboro, N.C.)
 11/19 The Citadel 74, Southeast Missouri 69
 11/30 Chattanooga 63, Jacksonville State 60
 (Niceville, Fla.)

America East.....	1-0
American Athletic.....	0-3
ASUN.....	7-1
Atlantic 10.....	0-2
Atlantic Coast.....	1-7
Big 12.....	0-2
Big East.....	1-4
Big Sky.....	1-2
Big South.....	12-4
Big Ten.....	0-1
Big West.....	1-1
Colonial.....	2-1
Conference USA.....	0-2
Horizon.....	3-0
Metro Atlantic Athletic.....	2-2
Mid-Eastern Athletic.....	5-0
Missouri Valley.....	1-0
Non-Division I.....	25-0
Ohio Valley.....	6-3
Patriot.....	0-1
Southeastern.....	1-7
Southland.....	1-0
Southwestern Athletic.....	1-0
Summit.....	0-2
Sun Belt.....	8-3

Total.....	79-48
Home.....	52-10
Away.....	23-35
Neutral.....	4-3
vs. Top 25.....	1-5

12/21 Western Carolina 89, Tennessee Tech 76

Patriot (0-1)

12/2 Holy Cross 81, Mercer 67
 (Boca Raton, Fla.)

Southeastern (1-7)

11/5 Georgia 91, Western Carolina 72
 11/12 Georgia 95, The Citadel 86
 11/18 Missouri 75, Wofford 56
 11/19 Alabama 81, Furman 73
 11/25 #17 Tennessee 58, Chattanooga 46
 12/5 #14 Auburn 81, Furman 78 (OT)
 12/18 Alabama 105, Samford 87
 (Legacy Arena; Birmingham, Ala.)
 12/18 ETSU 74, LSU 63

Southland (1-0)

12/7 Samford 113, Houston Baptist 90

Southwestern Athletic (1-0)


11/29 Chattanooga 74, Alabama State 56
 (Niceville, Fla.)

Summit (0-2)

11/27 South Dakota State 86, Samford 77
 12/7 North Dakota State 78, ETSU 68

Sun Belt (8-3)

11/12 Chattanooga 74, Troy 68
 11/14 Arkansas State 71, VMI 56
 11/15 Chattanooga 90, South Alabama 72
 11/18 UNCG 55, Appalachian State 41
 11/19 Georgia Southern 98, Mercer 88
 11/23 Samford 72, Troy 60
 11/26 ETSU 78, Appalachian State 69
 11/27 Furman 58, UT Arlington 57
 (Elon, N.C.)
 11/30 ETSU 67, Little Rock 63
 12/7 Georgia State 73, Mercer 61
 12/15 Chattanooga 84, Troy 80 (OT)



The Citadel

(6-13, 0-8 SoCon)

N9	UNC ASHEVILLE (ESPN3)	L, 76-91
N12	at Georgia (SEC Network+)	L, 86-95
N16	CAMPBELL (ESPN3)	L, 73-87
N19	at Southeast Missouri (ESPN+)	W, 74-69
N20	at Illinois# (Big Ten Network)	L, 57-85
N23	at Marist (ESPN+)	W, 79-75
N26	BREVARD# (ESPN+)	W, 90-47
D4	*ETSU (ESPN+)	L, 84-96
D7	CARVER (ESPN3)	W, 108-40
D10	PIEDMONT (ESPN3)	W, 129-83
D19	at Longwood (ESPN+)	W, 102-99 (3OT)
D22	at NC State (ACC Network)	L, 63-83
J1	*at Samford (ESPN+)	L, 68-69
J4	*WESTERN CAROLINA (ESPN+)	L, 82-86
J11	*at Wofford (ESPN3)	L, 71-73
J15	*UNCG (ESPN+)	L, 69-79
J18	*at VMI (ESPN+)	L, 79-88
J22	*at Chattanooga (ESPN+)	L, 69-92
J25	*FURMAN (ESPN3)	L, 54-78
J29	*WOFFORD (ESPN+)	7 p.m.
F1	*at Mercer (Nexstar/ESPN3)	4:30 p.m.
F5	*at UNCG (ESPN3)	7 p.m.
F8	*VMI (ESPN+)	1 p.m.
F12	*at ETSU (ESPN+)	7 p.m.
F15	*SAMFORD (Nexstar/ESPN3)	1 p.m.
F19	*CHATTANOOGA (ESPN+)	7 p.m.
F22	*at Western Carolina (ESPN3)	7:30 p.m.
F26	*MERCER (ESPN3)	7 p.m.
F29	*at Furman (Nexstar/ESPN+)	4 p.m.
M6-9	at SoCon Championship (Asheville, N.C.)	

- Illinois Classic (campus sites)




ETSU

(18-3, 7-1 SoCon)

N6	NEWBERRY (ESPN+)	W, 79-50
N9	at UT Martin (ESPN+)	W, 92-75
N14	WINTHROP (ESPN+)	W, 61-58
N19	at No. 4 Kansas# (ESPN+)	L, 63-75
N23	DELAWARE STATE# (ESPN3)	W, 98-66
N24	SOUTHERN UTAH# (ESPN+)	W, 70-58
N26	APPALACHIAN STATE (ESPN+)	W, 78-69
N30	at Little Rock (ESPN+)	W, 67-63
D4	*at The Citadel (ESPN+)	W, 96-84
D7	at North Dakota State (ESPN+)	L, 68-78
D15	MILLIGAN (ESPN3)	W, 97-41
D18	at LSU (SEC Network)	W, 74-63
D21	CLEVELAND STATE (ESPN3)	W, 80-55
D29	MARS HILL (ESPN3)	W, 117-48
J1	*WOFFORD (ESPN+)	W, 49-48
J4	*at Furman (ESPN3)	L, 56-65
J8	*at UNCG (ESPN+)	W, 64-57
J11	*VMI (Nexstar/ESPN3)	W, 61-55
J15	*SAMFORD (ESPN+)	W, 88-63
J18	*at Western Carolina (Nexstar/ESPN+)	W, 85-66
J25	*CHATTANOOGA (ESPN+)	W, 75-64
J29	*MERCER (ESPN+)	7 p.m.
F1	*UNCG (ESPN+)	4 p.m.
F5	*at Chattanooga (ESPN+)	7 p.m.
F8	*at Mercer (ESPN+)	4:30 p.m.
F12	*THE CITADEL (ESPN+)	7 p.m.
F15	*at VMI (ESPN+)	1 p.m.
F19	*FURMAN (ESPN+)	7 p.m.
F22	*at Samford (ESPN+)	3 p.m.
F26	*at Wofford (ESPN+)	7 p.m.
F29	*WESTERN CAROLINA (ESPN+)	4 p.m.
M6-9	at SoCon Championship (Asheville, N.C.)	

- Maui Jim Maui Invitational (campus sites)



Furman

(17-5, 7-2 SoCon)

N5	at Gardner-Webb (ESPN+)	W, 70-63
N8	LOYOLA CHICAGO (ESPN3)	W, 87-63
N12	at Charleston Southern (ESPN+)	W, 91-47
N15	SOUTHERN WESLEYAN# (ESPN3)	W, 83-61
N19	at Alabama# (SEC Network+)	L, 73-81
N22	COLUMBIA INTERNATIONAL (ESPN3)	W, 90-45
N26	at Elon# (FloHoops)	W, 97-61
N27	vs. UT Arlington^	W, 58-57
D2	at South Florida (ESPN3)	L, 55-65
D5	at No. 14 Auburn (SEC Network)	L, 78-81 (OT)
D8	USC UPSTATE (ESPN+)	W, 84-72
D11	NORTH GREENVILLE (ESPN3)	W, 90-65
D14	WINTHROP& (ESPN+)	W, 80-73
D20	*at Mercer (ESPN3)	W, 64-62
J1	*at VMI (ESPN+)	W, 89-73
J4	*ETSU (ESPN3)	W, 65-56
J8	*at Chattanooga (ESPN+)	W, 73-66
J11	*UNCG& (ESPN3)	L, 73-86
J15	*WESTERN CAROLINA (ESPN+)	W, 83-79
J17	*at Wofford (ESPN+)	L, 52-66
J22	*SAMFORD (ESPN+)	W, 101-78
J25	*at The Citadel (ESPN3)	W, 78-54
J29	*VMI (ESPN+)	7 p.m.
F5	*MERCER (ESPN+)	7 p.m.
F8	*at Western Carolina (ESPN+)	2 p.m.
F12	*at Samford (ESPN+)	7:30 p.m.
F15	*CHATTANOOGA (ESPN3)	4 p.m.
F19	*at ETSU (ESPN+)	7 p.m.
F22	*WOFFORD& (Nexstar/ESPN+)	12 p.m.
F26	*at UNCG (ESPN+)	7 p.m.
F29	*THE CITADEL (Nexstar/ESPN+)	4 p.m.
M6-9	at SoCon Championship (Asheville, N.C.)	

- Bad Boy Mowers Battle 4 Atlantis (campus sites)
 ^ - Bad Boy Mowers Battle 4 Atlantis (Elon, N.C.)
 & - Bon Secours Wellness Arena (Greenville, S.C.)




Mercer

(10-11, 4-4 SoCon)

N6	at St. John's (FS1)	L, 79-109
N8	COLUMBIA INTERNATIONAL (ESPN3)	W, 84-76
N11	KENNESAW STATE (ESPN+)	W, 74-62
N15	FGCU (ESPN3)	W, 84-68
N19	at Georgia Southern (ESPN+)	L, 88-98
N23	at UIC# (ESPN+)	W, 72-68
N26	at St. Bonaventure# (ESPN+)	L, 51-56
D1	vs. Canisius^ (CUSA.TV)	L, 66-76
D2	vs. Holy Cross^ (CUSA.TV)	L, 67-81
D7	GEORGIA STATE (ESPN+)	L, 61-73
D16	at UNCW (FloHoops)	W, 72-63
D20	*FURMAN (ESPN3)	L, 62-64
D22	FLORIDA ATLANTIC (ESPN+)	L, 50-65
D28	MILLIGAN (ESPN3)	W, 104-52
J1	*at UNCG (ESPN+)	L, 63-72
J4	*CHATTANOOGA (ESPN3)	L, 61-70
J11	*at Western Carolina (ESPN+)	L, 71-79
J15	*VMI (ESPN+)	W, 73-62
J18	*at Samford (ESPN3)	W, 90-75
J22	*WESTERN CAROLINA (ESPN+)	W, 83-79
J25	*at VMI (Nexstar/ESPN3)	W, 69-66
J29	*at ETSU (ESPN+)	7 p.m.
F1	*THE CITADEL (Nexstar/ESPN3)	4:30 p.m.
F5	*at Furman (ESPN+)	7 p.m.
F8	*ETSU (ESPN+)	4:30 p.m.
F12	*at Wofford (ESPN+)	7 p.m.
F15	*UNCG (ESPN3)	4:30 p.m.
F19	*SAMFORD (ESPN+)	7 p.m.
F22	*at Chattanooga (ESPN3)	4:30 p.m.
F26	*at The Citadel (ESPN3)	7 p.m.
F29	*WOFFORD (ESPN+)	4:30 p.m.
M6-9	at SoCon Championship (Asheville, N.C.)	

- Boca Raton Beach Classic (campus sites)
 ^ - Boca Raton Beach Classic (Boca Raton, Fla.)




UNC Greensboro

(16-5, 6-2 SoCon)

N5	North Carolina A&T (ESPN3)	W, 83-50
N8	at No. 3 Kansas (ESPN3)	L, 62-74
N11	AVERETT# (ESPN+)	W, 109-51
N15	TENNESSEE TECH#^ (ESPN3)	W, 64-30
N16	MONTANA STATE#^ (ESPN3)	L, 66-67
N18	APPALACHIAN STATE# (ESPN+)	W, 55-41
N24	*VMI (ESPN+)	W, 74-63
N30	at Georgetown (FS2)	W, 65-61
D4	KENNESAW STATE^ (ESPN+)	W, 72-54
D7	at Radford (ESPN+)	W, 60-58
D15	NC STATE (ESPN+)	L, 77-80
D18	at Vermont (ESPN+)	W, 54-53
D21	NORTHERN KENTUCKY^ (ESPN+)	W, 67-50
D28	WILLIAM PEACE (ESPN3)	W, 106-34
J1	*MERCER (ESPN+)	W, 72-63
J4	*at Wofford (Nexstar/ESPN+)	L, 92-98 (2OT)
J8	*ETSU (ESPN+)	L, 57-64
J11	*at Furman& (ESPN3)	W, 86-73
J15	*at The Citadel (ESPN+)	W, 79-69
J18	*CHATTANOOGA (ESPN+)	W, 72-52
J25	*at Samford (ESPN3)	W, 70-63
J29	*at Western Carolina (ESPN+)	7 p.m.
F1	*at ETSU (ESPN+)	4 p.m.
F5	*THE CITADEL (ESPN3)	7 p.m.
F9	*SAMFORD (ESPN+)	1 p.m.
F12	*WESTERN CAROLINA (ESPN+)	7 p.m.
F15	*at Mercer (ESPN3)	4:30 p.m.
F19	*WOFFORD (ESPN+)	7 p.m.
F22	*at VMI (ESPN+)	1 p.m.
F26	*FURMAN (ESPN+)	7 p.m.
F29	*at Chattanooga (ESPN+)	4:30 p.m.
M6-9	at SoCon Championship (Asheville, N.C.)	

- Spartan Invitational
 ^ - Fleming Gymnasium (Greensboro, N.C.)
 & - Bon Secours Wellness Arena (Greenville, S.C.)




Samford

(8-14, 2-6 SoCon)

N5	at Morehead State (ESPN+)	L, 86-90 (2OT)
N7	KENTUCKY WESLEYAN (ESPN+)	W, 68-42
N11	at Belmont (ESPN+)	L, 63-95
N13	UVA-WISE (ESPN3)	W, 102-64
N16	at North Alabama (ESPN+)	L, 55-61
N19	MANHATTAN (ESPN+)	W, 70-57
N23	TROY (ESPN3)	W, 72-60
N27	at South Dakota State (ESPN3)	L, 77-86
N30	at Louisiana Tech (CUSA.TV)	L, 57-78
D3	AUBURN-MONTGOMERY (ESPN3)	W, 97-94
D7	at Houston Baptist	W, 113-90
D15	at Hawaii (Spectrum Sports)	L, 73-94
D18	ALABAMA# (ESPN+)	L, 87-105
D21	at Georgetown (FS1)	L, 71-99
J1	*THE CITADEL (ESPN+)	W, 69-68
J4	*at VMI (ESPN+)	W, 78-75
J8	*WOFFORD (ESPN+)	L, 62-67
J11	*at Chattanooga (ESPN3)	L, 67-105
J15	*at ETSU (ESPN+)	L, 63-88
J18	*MERCER (ESPN3)	L, 75-90
J22	*at Furman (ESPN+)	L, 78-101
J25	*UNCG (ESPN3)	L, 63-70
J29	*CHATTANOOGA (ESPN+)	7:30 p.m.
F1	*at Wofford (ESPN3)	7 p.m.
F5	*WESTERN CAROLINA (ESPN3)	7:30 p.m.
F9	*at UNCG (ESPN+)	1 p.m.
F12	*FURMAN (ESPN+)	7:30 p.m.
F15	*at The Citadel (Nexstar/ESPN3)	1 p.m.
F19	*at Mercer (ESPN+)	7 p.m.
F22	*ETSU (ESPN+)	3 p.m.
F26	*at Western Carolina (ESPN+)	7 p.m.
F29	*VMI (ESPN3)	5 p.m.
M6-9	at SoCon Championship (Asheville, N.C.)	


- Legacy Arena at Birmingham-Jefferson Convention Complex (Birmingham, Ala.)



Chattanooga
(13-8, 4-4 SoCon)

N5	at Eastern Kentucky (ESPN+)	L, 68-79
N9	TENNESSEE STATE (SDN)	W, 59-57
N12	at Troy (ESPN+)	W, 74-68
N15	SOUTH ALABAMA (SDN)	W, 90-72
N20	at Florida State# (Fox Sports South/ACCNE)	L, 53-89
N25	at No. 17 Tennessee# (SEC Network)	L, 46-58
N29	vs. Alabama State^ (EmeraldCoast.TV)	W, 74-56
N30	vs. Jacksonville State^ (EmeraldCoast.TV)	W, 63-60
D3	*at Western Carolina (ESPN3)	L, 77-87
D8	TENNESSEE WESLEYAN (ESPN3)	W, 99-51
D11	at Virginia Tech (ACC Network)	L, 58-63
D15	TROY (ESPN+)	W, 84-80 (OT)
D21	at UNC Asheville (ESPN+)	W, 68-64
D29	CUMBERLAND (ESPN3)	W, 72-42
J4	*at Mercer (ESPN3)	W, 70-61
J8	*FURMAN (ESPN+)	L, 66-73
J11	*SAMFORD (ESPN3)	W, 105-67
J15	*WOFFORD (ESPN+)	W, 72-59
J18	*at UNCG (ESPN+)	L, 52-72
J22	*THE CITADEL (ESPN+)	W, 92-69
J25	*at ETSU (ESPN+)	L, 64-75
J29	*at Samford (ESPN+)	7:30 p.m.
F1	*WESTERN CAROLINA (ESPN3)	2 p.m.
F5	*ETSU (ESPN+)	7 p.m.
F8	*at Wofford (Nexstar/ESPN+)	7 p.m.
F12	*VMI (ESPN+)	7 p.m.
F15	*at Furman (ESPN3)	4 p.m.
F19	*at The Citadel (ESPN+)	7 p.m.
F22	*MERCER (ESPN3)	4:30 p.m.
F26	*at VMI (ESPN+)	7 p.m.
F29	*UNCG (ESPN+)	4:30 p.m.
M6-9	at SoCon Championship (Asheville, N.C.)	


- Emerald Coast Classic (campus sites)
^ - Emerald Coast Classic (Niceville, Fla.)



VMI
(6-16, 1-8 SoCon)

N5	at East Carolina (ESPN3)	L, 68-80
N8	MARIST (ESPN3)	L, 56-58
N11	PRESBYTERIAN (ESPN+)	L, 77-80 (OT)
N14	at Arkansas State# (ESPN+)	L, 56-71
N15	vs. Idaho^	L, 67-68*
N17	vs. UC Davis^	W, 89-84 (2OT)
N20	CHRISTENDOM# (ESPN3)	W, 96-20
N24	*at UNCG (ESPN+)	L, 63-74
N26	GOUCHER (ESPN3)	W, 98-32
D4	at Duquesne (ESPN+)	L, 58-71
D7	STETSON (ESPN+)	W, 88-61
D11	FERRUM (ESPN3)	W, 78-60
D21	at Virginia Tech (ACC Network)	L, 55-64
D29	at USC Upstate (ESPN+)	L, 82-91
J1	*FURMAN (ESPN+)	L, 73-89
J4	*SAMFORD (ESPN+)	L, 75-78
J8	*WESTERN CAROLINA (ESPN3)	L, 85-97
J11	*at ETSU (Nexstar/ESPN3)	L, 55-61
J15	*at Mercer (ESPN+)	L, 62-73
J18	*THE CITADEL (ESPN+)	W, 88-79
J22	*at Wofford (ESPN+)	L, 54-66
J25	*MERCER (Nexstar/ESPN3)	L, 66-69
J29	*at Furman (ESPN+)	7 p.m.
F5	*WOFFORD (ESPN+)	7 p.m.
F8	*at The Citadel (ESPN+)	1 p.m.
F12	*at Chattanooga (ESPN+)	7 p.m.
F15	*ETSU (ESPN+)	1 p.m.
F19	*at Western Carolina (ESPN+)	7 p.m.
F22	*UNCG (ESPN+)	1 p.m.
F26	*CHATTAHOOGA (ESPN+)	7 p.m.
F29	*at Samford (ESPN3)	5 p.m.
M6-9	at SoCon Championship (Asheville, N.C.)	

- Red Wolves Classic (campus sites)
^ - Red Wolves Classic (Jonesboro, Ark.)



Western Carolina
(13-6, 5-3 SoCon)

N5	at Georgia (SEC Network+)	L, 72-91
N9	GARDNER-WEBB (ESPN3)	W, 71-59
N12	NORTH CAROLINA A&T (ESPN+)	W, 90-64
N15	at Florida State (Fox Sports South/ACCNE)	L, 74-79
N21	at Jacksonville (ESPN+)	W, 96-94 (2OT)
N24	at Stetson (ESPN+)	W, 70-64
N27	BRYAN (SDN)	W, 78-54
D3	*CHATTAHOOGA (ESPN3)	W, 87-77
D7	UNC ASHEVILLE (Nexstar/ESPN3)	W, 78-77
D18	at Xavier (FS1)	L, 61-74
D21	at Tennessee Tech (ESPN+)	W, 89-76
D28	PIEDMONT (SDN)	W, 108-47
J4	*at The Citadel (ESPN+)	W, 86-82
J8	*at VMI (ESPN3)	W, 97-85
J11	*MERCER (ESPN+)	W, 79-71
J15	*at Furman (ESPN+)	L, 79-83
J18	*ETSU (Nexstar/ESPN+)	L, 66-85
J22	*at Mercer (ESPN+)	L, 79-83
J25	*WOFFORD (ESPN3)	W, 81-72
J29	*UNCG (ESPN+)	7 p.m.
F1	*at Chattanooga (ESPN3)	2 p.m.
F5	*at Samford (ESPN3)	7:30 p.m.
F8	*FURMAN (ESPN+)	2 p.m.
F12	*at UNCG (ESPN+)	7 p.m.
F15	*at Wofford (ESPN+)	7 p.m.
F19	*VMI (ESPN+)	7 p.m.
F22	*THE CITADEL (ESPN3)	7:30 p.m.
F26	*SAMFORD (ESPN+)	7 p.m.
F29	*at ETSU (ESPN+)	4 p.m.
M6-9	at SoCon Championship (Asheville, N.C.)	



Wofford
(13-8, 5-3 SoCon)

N5	ERSKINE (ESPN3)	W, 86-63
N9	HIGH POINT (SDN)	W, 89-61
N12	WILLIAM & MARY (ESPN+)	L, 79-80
N16	at Butler# (FS2)	L, 61-80
N18	at Missouri# (SEC Network+)	L, 56-75
N21	at South Florida (ESPN3)	L, 55-69
N26	at Maryland Eastern Shore#	W, 67-42
D2	NORTH CAROLINA CENTRAL (ESPN+)	W, 77-59
D7	GARDNER-WEBB (ESPN3)	W, 81-77
D13	NORTH GREENVILLE (ESPN3)	W, 112-66
D15	at No. 17 North Carolina (ACC Network)	W, 68-64
D19	at No. 4 Duke (ESPN2)	L, 57-86
D22	at Kennesaw State (ESPN+)	W, 83-70
J1	*at ETSU (ESPN+)	L, 48-49
J4	*UNCG (Nexstar/ESPN+)	W, 98-92 (2OT)
J8	*at Samford (ESPN+)	W, 67-762
J11	*THE CITADEL (ESPN3)	W, 73-71
J15	*at Chattanooga (ESPN+)	L, 59-72
J17	*FURMAN (ESPN3)	W, 66-52
J22	*VMI (ESPN+)	W, 66-54
J25	*at Western Carolina (ESPN3)	L, 72-81
J29	*at The Citadel (ESPN+)	7 p.m.
F1	*SAMFORD (ESPN3)	7 p.m.
F5	*at VMI (ESPN+)	7 p.m.
F8	*CHATTAHOOGA (Nexstar/ESPN+)	7 p.m.
F12	*MERCER (ESPN+)	7 p.m.
F15	*WESTERN CAROLINA (ESPN+)	7 p.m.
F19	*at UNCG (ESPN+)	7 p.m.
F22	*at Furman& (Nexstar/ESPN+)	12 p.m.
F26	*ETSU (ESPN+)	7 p.m.
F29	*at Mercer (ESPN+)	4:30 p.m.
M6-9	at SoCon Championship (Asheville, N.C.)	

- Hall of Fame Classic (campus sites)
& - Bon Secours Wellness Arena (Greenville, S.C.)

**Southern Conference men's basketball
media relations information**

<p>The Citadel (CitadelSports.com) Milledge Austin (maustin7@citadel.edu) Office: 843-953-6567</p> <p>ETSU (ETSUBucs.com) Kevin Brown (brownk@etsu.edu) Office: 423-439-5263</p> <p>Furman (FurmanPaladins.com) Jordan Caskey (jordan.caskey@furman.edu) Office: 864-294-3065</p> <p>Mercer (MercerBears.com) Travis Rae (rae_tj@mercer.edu) Office: 478-301-5219</p> <p>UNCG (UNCGSpartans.com) Mark Pinkerton (mdpinker@uncg.edu) Office: 757-812-1926</p> <p>Samford (SamfordSports.com) Joey Mullins (jimmulli1@samford.edu) Office: 205-726-2799</p>	<p>Chattanooga (GoMocs.com) Jim Horten (jameshorten@utc.edu) Office: 423-425-2350</p> <p>VMI (VMIKeydets.com) Wade Branner (brannerwh@vmi.edu) Office: 540-464-7515</p> <p>Western Carolina (CatamountSports.com) Steven Grandy (sgrandy@email.wcu.edu) Office: 828-227-2655</p> <p>Wofford (WoffordTerriers.com) Phil Marcello (marcellopr@wofford.edu) Office: 864-597-4092</p> <p>Southern Conference (SoConSports.com) Phil Perry (pperry@socon.org) Office: 864-591-5100 // Cell: 864-525-5174</p>
---	--

2019-20 Southern Conference
CONFERENCE BASKETBALL STATISTICS
Through games of Jan 28, 2020 (All games)

SCORING OFFENSE	G	W-L	Pts	Avg/G
1. Western Carolina	19	13-6	1541	81.1
2. The Citadel	19	6-13	1513	79.6
3. Furman	22	17-5	1714	77.9
4. ETSU	21	18-3	1618	77.0
5. Samford	22	8-14	1646	74.8
6. UNC Greensboro	21	16-5	1542	73.4
7. Mercer	21	10-11	1526	72.7
8. Wofford	21	13-8	1520	72.4
9. VMI	22	6-16	1589	72.2
10. Chattanooga	21	13-8	1506	71.7

SCORING DEFENSE	G	Pts	Avg/G
1. UNC Greensboro	21	1248	59.4
2. ETSU	21	1301	62.0
3. Furman	22	1454	66.1
4. Chattanooga	21	1402	66.8
5. Wofford	21	1425	67.9
6. VMI	22	1526	69.4
7. Mercer	21	1514	72.1
8. Western Carolina	19	1419	74.7
9. Samford	22	1749	79.5
10. The Citadel	19	1515	79.7

SCORING MARGIN	G	Offense	Defense	Margin
1. ETSU	21	77.0	62.0	+15.1
2. UNC Greensboro	21	73.4	59.4	+14.0
3. Furman	22	77.9	66.1	+11.8
4. Western Carolina	19	81.1	74.7	+6.4
5. Chattanooga	21	71.7	66.8	+5.0
6. Wofford	21	72.4	67.9	+4.5
7. VMI	22	72.2	69.4	+2.9
8. Mercer	21	72.7	72.1	+0.6
9. The Citadel	19	79.6	79.7	-0.1
10. Samford	22	74.8	79.5	-4.7

FREE THROW PCT	G	FTM	FTA	Pct.
1. Wofford	21	228	304	.750
2. Mercer	21	248	337	.736
3. VMI	22	221	306	.722
4. Samford	22	321	449	.715
5. The Citadel	19	261	371	.704
6. Western Carolina	19	280	400	.700
7. Furman	22	248	357	.695
8. ETSU	21	308	452	.681
9. Chattanooga	21	218	327	.667
10. UNC Greensboro	21	213	333	.640

FIELD GOAL PERCENTAGE	G	FGM	FGA	Pct.
1. Furman	22	623	1301	.479
2. Western Carolina	19	530	1120	.473
3. ETSU	21	573	1213	.472
4. Wofford	21	541	1192	.454
5. Chattanooga	21	554	1229	.451
6. Mercer	21	559	1243	.450
7. Samford	22	589	1320	.446
8. The Citadel	19	532	1211	.439
9. UNC Greensboro	21	574	1324	.434
10. VMI	22	565	1326	.426

FIELD GOAL PCT DEFENSE	G	FGM	FGA	Pct.
1. UNC Greensboro	21	425	1040	.409
2. ETSU	21	464	1129	.411
3. The Citadel	19	547	1256	.436
4. Mercer	21	537	1232	.436
5. Chattanooga	21	523	1197	.437
6. Wofford	21	506	1157	.437
7. Western Carolina	19	510	1166	.437
8. VMI	22	539	1221	.441
9. Furman	22	550	1245	.442
10. Samford	22	641	1436	.446

3-POINT FG PCT	G	3FGM	3FGA	Pct.
1. Western Carolina	19	201	521	.386
2. Mercer	21	160	434	.369
3. Wofford	21	210	580	.362
4. Furman	22	220	609	.361
5. Chattanooga	21	180	500	.360
6. VMI	22	238	663	.359
7. Samford	22	147	425	.346
8. ETSU	21	164	481	.341
9. The Citadel	19	188	562	.335
10. UNC Greensboro	21	181	563	.321

3-POINT FG PCT DEFENSE	G	3FGM	3FGA	Pct.
1. ETSU	21	118	416	.284
2. Western Carolina	19	131	436	.300
3. Furman	22	149	494	.302
4. Chattanooga	21	126	412	.306
5. The Citadel	19	167	533	.313
6. Wofford	21	164	499	.329
7. UNC Greensboro	21	139	417	.333
8. Mercer	21	162	480	.338
9. Samford	22	221	647	.342
10. VMI	22	167	473	.353

REBOUNDING OFFENSE	G	Rebounds	Avg/G
1. Western Carolina	19	724	38.1
2. The Citadel	19	716	37.7
3. Samford	22	817	37.1
4. UNC Greensboro	21	776	37.0
5. ETSU	21	772	36.8
6. Chattanooga	21	758	36.1
7. Mercer	21	757	36.0
8. VMI	22	780	35.5
9. Furman	22	710	32.3
10. Wofford	21	641	30.5

REBOUNDING DEFENSE	G	Rebounds	Avg/G
1. ETSU	21	665	31.7
2. Wofford	21	675	32.1
3. Mercer	21	683	32.5
4. UNC Greensboro	21	698	33.2
5. Western Carolina	19	632	33.3
6. Chattanooga	21	704	33.5
7. Furman	22	746	33.9
8. VMI	22	774	35.2
9. The Citadel	19	735	38.7
10. Samford	22	853	38.8

2019-20 Southern Conference
CONFERENCE BASKETBALL STATISTICS
Through games of Jan 28, 2020 (All games)

REBOUNDING MARGIN	G	Team	Avg.	Opp.	Avg.	Margin
1. ETSU	21	772	36.8	665	31.7	+5.1
2. Western Carolina	19	724	38.1	632	33.3	+4.8
3. UNC Greensboro	21	776	37.0	698	33.2	+3.7
4. Mercer	21	757	36.0	683	32.5	+3.5
5. Chattanooga	21	758	36.1	704	33.5	+2.6
6. VMI	22	780	35.5	774	35.2	+0.3
7. The Citadel	19	716	37.7	735	38.7	-1.0
8. Wofford	21	641	30.5	675	32.1	-1.6
9. Furman	22	710	32.3	746	33.9	-1.6
10. Samford	22	817	37.1	853	38.8	-1.6

BLOCKED SHOTS	G	No.	Avg/G
1. ETSU	21	87	4.1
2. UNC Greensboro	21	84	4.0
3. Samford	22	71	3.2
4. Wofford	21	60	2.9
5. Furman	22	62	2.8
6. Mercer	21	59	2.8
7. The Citadel	19	49	2.6
8. VMI	22	55	2.5
9. Western Carolina	19	32	1.7
10. Chattanooga	21	32	1.5

ASSISTS	G	No.	Avg/G
1. VMI	22	364	16.5
2. The Citadel	19	302	15.9
3. Furman	22	338	15.4
4. Western Carolina	19	282	14.8
5. Chattanooga	21	301	14.3
6. ETSU	21	297	14.1
7. Mercer	21	291	13.9
8. Wofford	21	282	13.4
9. UNC Greensboro	21	262	12.5
10. Samford	22	265	12.0

STEALS	G	No.	Avg/G
1. UNC Greensboro	21	205	9.8
2. ETSU	21	191	9.1
3. Furman	22	180	8.2
4. The Citadel	19	141	7.4
5. VMI	22	156	7.1
6. Samford	22	154	7.0
7. Mercer	21	146	7.0
8. Wofford	21	120	5.7
9. Western Carolina	19	103	5.4
10. Chattanooga	21	101	4.8

TURNOVER MARGIN	G	Team	Avg.	Opp.	Avg.	Margin
1. UNC Greensboro	21	250	11.9	402	19.1	+7.2
2. Furman	22	258	11.7	355	16.1	+4.4
3. ETSU	21	256	12.2	341	16.2	+4.0
4. Wofford	21	243	11.6	278	13.2	+1.7
5. VMI	22	271	12.3	303	13.8	+1.5
6. Chattanooga	21	265	12.6	264	12.6	+0.0
7. The Citadel	19	305	16.1	288	15.2	-0.9
8. Samford	22	357	16.2	330	15.0	-1.2
9. Western Carolina	19	275	14.5	251	13.2	-1.3
10. Mercer	21	312	14.9	279	13.3	-1.6

ASSIST/TURNOVER RATIO	G	Ast.	Avg.	T/O	Avg.	Ratio
1. VMI	22	364	16.5	271	12.3	1.3
2. Furman	22	338	15.4	258	11.7	1.3
3. Wofford	21	282	13.4	243	11.6	1.2
4. ETSU	21	297	14.1	256	12.2	1.2
5. Chattanooga	21	301	14.3	265	12.6	1.1
6. UNC Greensboro	21	262	12.5	250	11.9	1.0
7. Western Carolina	19	282	14.8	275	14.5	1.0
8. The Citadel	19	302	15.9	305	16.1	1.0
9. Mercer	21	291	13.9	312	14.9	0.9
10. Samford	22	265	12.0	357	16.2	0.7

OFFENSIVE REBOUNDS	G	No.	Avg/G
1. UNC Greensboro	21	273	13.0
2. ETSU	21	240	11.4
3. Samford	22	240	10.9
4. VMI	22	237	10.8
5. Mercer	21	217	10.3
6. Western Carolina	19	195	10.3
7. The Citadel	19	188	9.9
8. Chattanooga	21	207	9.9
9. Furman	22	179	8.1
10. Wofford	21	163	7.8

DEFENSIVE REBOUNDS	G	No.	Avg/G
1. Western Carolina	19	529	27.8
2. The Citadel	19	528	27.8
3. Chattanooga	21	551	26.2
4. Samford	22	577	26.2
5. Mercer	21	540	25.7
6. ETSU	21	532	25.3
7. VMI	22	543	24.7
8. Furman	22	531	24.1
9. UNC Greensboro	21	503	24.0
10. Wofford	21	478	22.8

DEFENSIVE REB PCT.	G	D-Reb	Opp. OR	D-Reb%
1. Chattanooga	21	551	173	.761
2. Western Carolina	19	529	179	.747
3. UNC Greensboro	21	503	175	.742
4. ETSU	21	532	194	.733
5. Furman	22	531	198	.728
6. Mercer	21	540	204	.726
7. Wofford	21	478	181	.725
8. VMI	22	543	210	.721
9. The Citadel	19	528	209	.716
10. Samford	22	577	287	.668

OFFENSIVE REB PCT.	G	O-Reb	Opp. DR	O-Reb%
1. UNC Greensboro	21	273	523	.343
2. ETSU	21	240	471	.338
3. Mercer	21	217	479	.312
4. Western Carolina	19	195	453	.301
5. Samford	22	240	566	.298
6. VMI	22	237	564	.296
7. Chattanooga	21	207	531	.280
8. The Citadel	19	188	526	.263
9. Wofford	21	163	494	.248
10. Furman	22	179	548	.246

2019-20 Southern Conference
CONFERENCE BASKETBALL STATISTICS
Through games of Jan 28, 2020 (All games)

3-POINT FG MADE	G	No.	Avg/G
1. VMI	22	238	10.8
2. Western Carolina	19	201	10.6
3. Wofford	21	210	10.0
Furman	22	220	10.0
5. The Citadel	19	188	9.9
6. UNC Greensboro	21	181	8.6
7. Chattanooga	21	180	8.6
8. ETSU	21	164	7.8
9. Mercer	21	160	7.6
10. Samford	22	147	6.7

2019-20 Southern Conference
CONFERENCE BASKETBALL STATISTICS
Through games of Jan 28, 2020 (All games)

Team	Conference	Pct.	PF	PA	Overall	Pct.	PF	PA	Current unbeaten streak
ETSU	7-1	.875	71.8	62.8	18-3	.857	77.0	62.0	ETSU -- 5
Furman	7-2	.778	75.3	68.9	17-5	.773	77.9	66.1	UNC Greensboro -- 4
UNC Greensboro	6-2	.750	75.2	68.1	16-5	.762	73.4	59.4	Mercer -- 4
Western Carolina	5-3	.625	81.8	80.0	13-6	.684	81.1	74.7	Furman -- 2
Wofford	5-3	.625	68.6	66.6	13-8	.619	72.4	67.9	Western Carolina -- 1
Chattanooga	4-4	.500	74.8	70.4	13-8	.619	71.7	66.8	
Mercer	4-4	.500	71.8	70.9	10-11	.476	72.7	72.1	
Samford	2-6	.250	69.4	83.0	8-14	.364	74.8	79.5	
VMI	1-8	.111	69.0	76.2	6-16	.273	72.2	69.4	
The Citadel	0-8	.000	72.0	82.6	6-13	.316	79.6	79.7	

TEAM SUMMARIES	G	PF-PA	Avg score	Margin	FG-FGA	Pct.	3FG-FGA	Pct.	FT-FTA	Pct.	RebF	RebA	Margin
Chattanooga	21	1506-1402	71.7-66.8	+5.0	554-1229	.451	180-500	.360	218-327	.667	758	704	+2.6
ETSU	21	1618-1301	77.0-62.0	+15.1	573-1213	.472	164-481	.341	308-452	.681	772	665	+5.1
Furman	22	1714-1454	77.9-66.1	+11.8	623-1301	.479	220-609	.361	248-357	.695	710	746	-1.6
Mercer	21	1526-1514	72.7-72.1	+0.6	559-1243	.450	160-434	.369	248-337	.736	757	683	+3.5
Samford	22	1646-1749	74.8-79.5	-4.7	589-1320	.446	147-425	.346	321-449	.715	817	853	-1.6
The Citadel	19	1513-1515	79.6-79.7	-0.1	532-1211	.439	188-562	.335	261-371	.704	716	735	-1.0
UNC Greensboro	21	1542-1248	73.4-59.4	+14.0	574-1324	.434	181-563	.321	213-333	.640	776	698	+3.7
VMI	22	1589-1526	72.2-69.4	+2.9	565-1326	.426	238-663	.359	221-306	.722	780	774	+0.3
Western Carolina	19	1541-1419	81.1-74.7	+6.4	530-1120	.473	201-521	.386	280-400	.700	724	632	+4.8
Wofford	21	1520-1425	72.4-67.9	+4.5	541-1192	.454	210-580	.362	228-304	.750	641	675	-1.6

ATTENDANCE	Home	Average	Away	Average	Neutral	Average	Total	Average
Chattanooga	9-22986	2554	10-57149	5715	2-345	172	21-80480	3832
ETSU	12-52631	4386	9-39552	4395	0-0	0	21-92183	4390
Furman	10-22347	2235	11-35644	3240	1-0	0	22-57991	2636
Mercer	10-23564	2356	9-19525	2169	2-0	0	21-43089	2052
Samford	10-10548	1055	12-29446	2454	0-0	0	22-39994	1818
The Citadel	9-6537	726	10-45567	4557	0-0	0	19-52104	2742
UNC Greensboro	13-45277	3483	8-35768	4471	0-0	0	21-81045	3859
VMI	11-15144	1377	9-25658	2851	2-204	102	22-41006	1864
Western Carolina	9-18883	2098	10-36765	3676	0-0	0	19-55648	2929
Wofford	10-17315	1732	11-48116	4374	0-0	0	21-65431	3116
Totals	103-235232	2284	99-373190	3770	7-549	78	209-608971	2914

2019-20 Southern Conference
INDIVIDUAL BASKETBALL STATISTICS
Through games of Jan 28, 2020 (All games)

To be ranked, a player must appear in at least 75.0% of their team's games.

SCORING								REBOUNDING							
	Cl	G	FG	3FG	FT	Pts	Avg/G		Cl	G	Off	Def	Total	Avg/G	
1. Mason Faulkner-WCU	Jr	19	107	46	98	358	18.8	1. Carlos Dotson-WCU	Sr	18	47	118	165	9.2	
2. Isaiah Miller-UNCG	Jr	21	160	20	46	386	18.4	2. James Dickey-UNCG	Sr	21	60	125	185	8.8	
3. Djordje Dimitrijevic-MER	Sr	20	116	48	81	361	18.1	Ethan Stair-MER	Sr	21	39	146	185	8.8	
4. Josh Sharkey-SAM	Sr	19	107	25	103	342	18.0	4. Kaelon Harris-CIT	Sr	18	37	107	144	8.0	
5. Jordan Lyons-FUR	Sr	22	113	58	82	366	16.6	5. Jalen Dupree-SAM	Sr	22	59	96	155	7.0	
6. Ethan Stair-MER	Sr	21	122	45	49	338	16.1	6. Robert Allen-SAM	So	21	39	97	136	6.5	
7. Nathan Hoover-WOF	Sr	21	98	50	62	308	14.7	7. Clay Mounce-FUR	Jr	22	43	94	137	6.2	
8. Carlos Dotson-WCU	Sr	18	102	0	53	257	14.3	8. Chevez Goodwin-WOF	Jr	21	48	78	126	6.0	
9. Noah Gurley-FUR	So	22	120	14	58	312	14.2	9. Eddie Davis III-CIT	Sr	19	34	78	112	5.9	
10. Matt Ryan-UTC	Sr	21	102	51	42	297	14.1	10. Garrett Gilkeson-VMI	Sr	22	32	95	127	5.8	
11. Brandon Austin-SAM	Sr	21	103	55	34	295	14.0	11. Bo Hodges-ETSU	Jr	21	32	88	120	5.7	
12. Kaelon Harris-CIT	Sr	18	83	17	69	252	14.0	12. Mason Faulkner-WCU	Jr	19	13	95	108	5.7	
13. Clay Mounce-FUR	Jr	22	110	45	36	301	13.7	13. Ramon Vila-UTC	Jr	21	52	65	117	5.6	
14. Kaiden Rice-CIT	Jr	19	89	57	23	258	13.6	14. Lucas N'Guessan-ETSU	Sr	21	31	83	114	5.4	
15. Bo Hodges-ETSU	Jr	21	109	12	53	283	13.5	15. Tyler Creammer-VMI	Sr	22	46	71	117	5.3	
16. David Jean-Baptiste-UTC	Jr	21	102	37	36	277	13.2	16. Jalen Slawson-FUR	So	22	29	85	114	5.2	
17. Tray Boyd III-ETSU	Sr	21	96	47	34	273	13.0	17. Maciej Bender-MER	Jr	21	36	71	107	5.1	
18. Travis Eeve-VMI	Fr	22	97	55	34	283	12.9	18. Rod Johnson-UTC	Jr	20	18	82	100	5.0	
19. Robert Allen-SAM	So	21	106	17	40	269	12.8	Onno Steger-WCU	Sr	19	27	68	95	5.0	
20. Storm Murphy-WOF	Jr	20	92	40	24	248	12.4	Kaleb Hunter-UNCG	So	16	24	56	80	5.0	
21. Jalen Dupree-SAM	Sr	22	96	10	60	262	11.9								
22. Fletcher Abee-CIT	Fr	19	74	49	28	225	11.8								
23. Ramon Vila-UTC	Jr	21	107	1	29	244	11.6								
24. Matt Halvorsen-WCU	Jr	19	64	55	31	214	11.3								
25. Onno Steger-WCU	Sr	19	67	45	31	210	11.1								
26. Garrett Gilkeson-VMI	Sr	22	72	32	52	228	10.4								
27. Mike Bothwell-FUR	So	22	86	35	19	226	10.3								
28. Chevez Goodwin-WOF	Jr	21	94	0	26	214	10.2								
29. Kaleb Hunter-UNCG	So	16	59	9	34	161	10.1								
30. Kamdyn Curfman-VMI	Fr	22	74	58	14	220	10.0								

FIELD GOAL PCT						ASSISTS				
	Cl	G	FGM	FGA	Pct.		Cl	G	No.	Avg/G
1. Carlos Dotson-WCU	Sr	18	102	161	.634	1. Josh Sharkey-SAM	Sr	19	146	7.7
2. Ramon Vila-UTC	Jr	21	107	176	.608	2. Mason Faulkner-WCU	Jr	19	122	6.4
3. Chevez Goodwin-WOF	Jr	21	94	155	.606	3. Tyson Batiste-CIT	Sr	19	117	6.2
4. Noah Gurley-FUR	So	22	120	213	.563	4. Garrett Gilkeson-VMI	Sr	22	78	3.5
5. James Dickey-UNCG	Sr	21	72	128	.563	5. Alex Hunter-FUR	Jr	22	75	3.4
6. Jalen Dupree-SAM	Sr	22	96	173	.555	6. Djordje Dimitrijevic-MER	Sr	20	65	3.3
7. Mike Bothwell-FUR	So	22	86	164	.524	7. Isaiah Tisdale-ETSU	Sr	21	63	3.0
8. Kaleb Hunter-UNCG	So	16	59	115	.513	8. Isaiah Miller-UNCG	Jr	21	62	3.0
9. Bo Hodges-ETSU	Jr	21	109	213	.512	9. Storm Murphy-WOF	Jr	20	58	2.9
10. Clay Mounce-FUR	Jr	22	110	218	.505	10. Greg Parham-VMI	Jr	21	58	2.8
11. Ethan Stair-MER	Sr	21	122	254	.480	11. Bo Hodges-ETSU	Jr	21	56	2.7
12. Josh Sharkey-SAM	Sr	19	107	226	.473	12. Maurice Commander-UTC	So	21	53	2.5
13. Travis Eeve-VMI	Fr	22	97	205	.473	13. Daivien Williamson-ETSU	So	21	49	2.3
14. Storm Murphy-WOF	Jr	20	92	195	.472	14. Travis Eeve-VMI	Fr	22	50	2.3
15. Daivien Williamson-ETSU	So	21	65	140	.464	Jordan Lyons-FUR	Sr	22	50	2.3

2019-20 Southern Conference
INDIVIDUAL BASKETBALL STATISTICS
Through games of Jan 28, 2020 (All games)

FREE THROW PCT					
	Cl	G	FTM	FTA	Pct.
1. Nathan Hoover-WOF	Sr	21	62	65	.954
2. Ethan Stair-MER	Sr	21	49	58	.845
3. Djordje Dimitrijevic-MER	Sr	20	81	96	.844
4. Matt Ryan-UTC	Sr	21	42	50	.840
5. Jordan Lyons-FUR	Sr	22	82	99	.828
6. Jalen Dupree-SAM	Sr	22	60	75	.800
7. Garrett Gilkeson-VMI	Sr	22	52	66	.788
8. Josh Sharkey-SAM	Sr	19	103	134	.769
9. Mason Faulkner-WCU	Jr	19	98	128	.766
10. Kaleb Hunter-UNCG	So	16	34	45	.756
11. Lucas N'Guessan-ETSU	Sr	21	53	72	.736
12. Kaelon Harris-CIT	Sr	18	69	96	.719
13. Noah Gurley-FUR	So	22	58	86	.674
14. Myles Lewis-VMI	Jr	22	46	70	.657
15. Bo Hodges-ETSU	Jr	21	53	86	.616

STEALS				
	Cl	G	No.	Avg/G
1. Josh Sharkey-SAM	Sr	19	57	3.0
2. Isaiah Miller-UNCG	Jr	21	56	2.7
3. Djordje Dimitrijevic-MER	Sr	20	36	1.8
4. Isaiah Tisdale-ETSU	Sr	21	37	1.8
5. Clay Mounce-FUR	Jr	22	37	1.7
6. Bo Hodges-ETSU	Jr	21	33	1.6
7. Garrett Gilkeson-VMI	Sr	22	34	1.5
8. Patrick Good-ETSU	Jr	21	32	1.5
9. Tray Boyd III-ETSU	Sr	21	31	1.5
10. Mason Faulkner-WCU	Jr	19	26	1.4
11. Jordan Lyons-FUR	Sr	22	29	1.3
12. Tyson Batiste-CIT	Sr	19	25	1.3
13. Travis Eeve-VMI	Fr	22	28	1.3
14. Daniel Love-MER	So	21	25	1.2
Brandon Austin-SAM	Sr	21	25	1.2

3-POINT FG PCT					
	Cl	G	3FG	FGA	Pct.
1. Jonathan Scott-UTC	Sr	21	23	49	.469
2. Onno Steger-WCU	Sr	19	45	98	.459
3. Matt Halvorsen-WCU	Jr	19	55	125	.440
4. Brandon Austin-SAM	Sr	21	55	130	.423
5. Isaiah Bigelow-WOF	Fr	21	27	64	.422
6. Mike Bothwell-FUR	So	22	35	83	.422
7. Storm Murphy-WOF	Jr	20	40	95	.421
8. Trevor Stumpe-WOF	Sr	21	32	77	.416
9. Josh Sharkey-SAM	Sr	19	25	61	.410
10. Clay Mounce-FUR	Jr	22	45	110	.409
11. Djordje Dimitrijevic-MER	Sr	20	48	119	.403
12. Keyshaun Langley-UNCG	Fr	21	27	67	.403
13. Travis Eeve-VMI	Fr	22	55	137	.401
14. Kamdyn Curfman-VMI	Fr	22	58	149	.389
15. Tray Boyd III-ETSU	Sr	21	47	124	.379

3-POINT FG MADE				
	Cl	G	3FG	Avg/G
1. Kaiden Rice-CIT	Jr	19	57	3.0
2. Matt Halvorsen-WCU	Jr	19	55	2.9
3. Kamdyn Curfman-VMI	Fr	22	58	2.6
Jordan Lyons-FUR	Sr	22	58	2.6
5. Brandon Austin-SAM	Sr	21	55	2.6
6. Fletcher Abee-CIT	Fr	19	49	2.6
7. Travis Eeve-VMI	Fr	22	55	2.5
8. Matt Ryan-UTC	Sr	21	51	2.4
9. Mason Faulkner-WCU	Jr	19	46	2.4
10. Djordje Dimitrijevic-MER	Sr	20	48	2.4
11. Nathan Hoover-WOF	Sr	21	50	2.4
12. Onno Steger-WCU	Sr	19	45	2.4
13. Tray Boyd III-ETSU	Sr	21	47	2.2
14. Ethan Stair-MER	Sr	21	45	2.1
15. Clay Mounce-FUR	Jr	22	45	2.0

BLOCKED SHOTS				
	Cl	G	No.	Avg/G
1. James Dickey-UNCG	Sr	21	38	1.8
2. Kyrin Galloway-UNCG	Sr	16	26	1.6
3. Chevez Goodwin-WOF	Jr	21	27	1.3
4. Lucas N'Guessan-ETSU	Sr	21	26	1.2
5. Robert Allen-SAM	So	21	24	1.1
6. Jalen Dupree-SAM	Sr	22	25	1.1
7. Maciej Bender-MER	Jr	21	22	1.0
8. Messiah Jones-WOF	Fr	21	21	1.0
Brady Spence-CIT	Fr	17	17	1.0
10. Bo Hodges-ETSU	Jr	21	20	1.0
11. Jalen Slawson-FUR	So	22	18	0.8
Jake Stephens-VMI	So	22	18	0.8
13. Clay Mounce-FUR	Jr	22	17	0.8
14. Noah Gurley-FUR	So	22	14	0.6
15. Logan Dye-SAM	So	22	12	0.5

ASSIST/TURNOVER RATIO					
	Cl	G	Ast.	T/O	Ratio
1. Alex Hunter-FUR	Jr	22	75	23	3.3
2. Isaiah Tisdale-ETSU	Sr	21	63	20	3.2
3. Garrett Gilkeson-VMI	Sr	22	78	27	2.9
4. Tyson Batiste-CIT	Sr	19	117	59	2.0
5. Mason Faulkner-WCU	Jr	19	122	66	1.8
6. Josh Sharkey-SAM	Sr	19	146	112	1.3
7. Djordje Dimitrijevic-MER	Sr	20	65	55	1.2

2019-20 Southern Conference
INDIVIDUAL BASKETBALL STATISTICS
Through games of Jan 28, 2020 (All games)

OFFENSIVE REBOUNDS	Cl	G	No.	Avg/G
1. James Dickey-UNCG	Sr	21	60	2.9
2. Jalen Dupree-SAM	Sr	22	59	2.7
3. Carlos Dotson-WCU	Sr	18	47	2.6
4. Ramon Vila-UTC	Jr	21	52	2.5
5. Chevez Goodwin-WOF	Jr	21	48	2.3
6. Tyler Creammer-VMI	Sr	22	46	2.1
7. Kaelon Harris-CIT	Sr	18	37	2.1
8. Isaiah Miller-UNCG	Jr	21	42	2.0
9. Clay Mounce-FUR	Jr	22	43	2.0
10. Messiah Jones-WOF	Fr	21	41	2.0
11. Ethan Stair-MER	Sr	21	39	1.9
Robert Allen-SAM	So	21	39	1.9
13. Eddie Davis III-CIT	Sr	19	34	1.8
14. Maciej Bender-MER	Jr	21	36	1.7
15. Mohammed Abdulsalam-UNCG	So	20	31	1.6

DEFENSIVE REBOUNDS	Cl	G	No.	Avg/G
1. Ethan Stair-MER	Sr	21	146	7.0
2. Carlos Dotson-WCU	Sr	18	118	6.6
3. James Dickey-UNCG	Sr	21	125	6.0
4. Kaelon Harris-CIT	Sr	18	107	5.9
5. Mason Faulkner-WCU	Jr	19	95	5.0
6. Robert Allen-SAM	So	21	97	4.6
7. Jalen Dupree-SAM	Sr	22	96	4.4
8. Garrett Gilkeson-VMI	Sr	22	95	4.3
9. Clay Mounce-FUR	Jr	22	94	4.3
10. Bo Hodges-ETSU	Jr	21	88	4.2
11. Eddie Davis III-CIT	Sr	19	78	4.1
12. Rod Johnson-UTC	Jr	20	82	4.1
13. Lucas N'Guessan-ETSU	Sr	21	83	4.0
14. Jalen Slawson-FUR	So	22	85	3.9
15. Nathan Hoover-WOF	Sr	21	81	3.9

MINUTES PLAYED	Cl	G	No.	Avg/G
1. Josh Sharkey-SAM	Sr	19	657	34.6
2. Ethan Stair-MER	Sr	21	722	34.4
3. Mason Faulkner-WCU	Jr	19	649	34.2
4. Nathan Hoover-WOF	Sr	21	708	33.7
5. Djordje Dimitrijevic-MER	Sr	20	674	33.7
6. Matt Halvorsen-WCU	Jr	19	625	32.9
7. Jordan Lyons-FUR	Sr	22	717	32.6
8. Robert Allen-SAM	So	21	679	32.3
9. Brandon Austin-SAM	Sr	21	673	32.0
10. Garrett Gilkeson-VMI	Sr	22	701	31.9

2019-20 Southern Conference
Conference Team Highs
Through games of Jan 28, 2020 (All games)

TEAM HIGHS (highest totals made by)

Points	129	The Citadel vs Piedmont (12/10/19)
	117	ETSU vs Mars Hill (12/29/19)
	113	Samford at Houston Baptist (12/07/19)
	112	Wofford vs North Greenville (12/13/19)
	109	UNC Greensboro vs Averett (11/11/19)
Margin	76 (96-20)	VMI vs Christendom (11/20/19)
	72 (106-34)	UNC Greensboro vs William Peace (12/28/19)
	69 (117-48)	ETSU vs Mars Hill (12/29/19)
	68 (108-40)	The Citadel vs Carver (12/07/19)
	66 (98-32)	VMI vs Goucher (11/26/19)
Field goals made	46	The Citadel vs Piedmont (12/10/19)
	44	ETSU vs Mars Hill (12/29/19)
	43	Western Carolina vs Piedmont (12/28/19)
	41	Samford vs UVa-Wise (11/13/19)
	41	Mercer vs Milligan (12/28/19)
Field goal attempts	80	The Citadel vs Piedmont (12/10/19)
	79	Samford at Morehead State (11/05/19)
	79	Mercer vs Milligan (12/28/19)
	79	ETSU vs Mars Hill (12/29/19)
	78	UNC Greensboro at Wofford (01/04/20)
Field goal percentage	.698 (37-53)	VMI vs Christendom (11/20/19)
	.661 (39-59)	Wofford vs North Greenville (12/13/19)
	.649 (37-57)	Samford at Houston Baptist (12/07/19)
	.644 (38-59)	Furman vs Columbia Int'l (11/22/19)
	.639 (39-61)	UNC Greensboro vs Averett (11/11/19)
3-Pt FG made	19	Wofford vs North Greenville (12/13/19)
	18	VMI vs Stetson (12/07/19)
	17	Furman at Elon (11/26/19)
	17	VMI vs Goucher (11/26/19)
	17	Chattanooga vs Samford (01/11/20)
	17	Furman vs Samford (01/22/20)
3-Pt FG attempts	45	The Citadel at NC State (12/22/19)
	45	UNC Greensboro at Wofford (01/04/20)
	41	Furman at Alabama (11/19/19)
	41	The Citadel at Longwood (12/19/19)
	40	VMI vs Goucher (11/26/19)
	40	Wofford at North Carolina (12/15/19)
3-Pt percentage	.619 (13-21)	Samford at Houston Baptist (12/07/19)
	.615 (16-26)	VMI vs Christendom (11/20/19)
	.600 (9-15)	The Citadel vs UNC Asheville (11/09/19)
	.600 (6-10)	Mercer at UNC Greensboro (01/01/20)
	.594 (19-32)	Wofford vs North Greenville (12/13/19)
Free throws made	28	ETSU vs Delaware State (11/23/19)
	26	Samford at Houston Baptist (12/07/19)
	26	ETSU at UNC Greensboro (01/08/20)
	26	Western Carolina vs Mercer (01/11/20)
	25	Samford vs Mercer (01/18/20)
Free throw attempts	36	ETSU vs Delaware State (11/23/19)
	35	Western Carolina vs Mercer (01/11/20)
	34	Western Carolina at Jacksonville (11/21/19)
	33	ETSU at UNC Greensboro (01/08/20)
	32	Samford at Morehead State (11/05/19)
	32	Western Carolina vs Gardner-Webb (11/09/19)
	32	Samford at Houston Baptist (12/07/19)
	32	VMI vs Ferrum (12/11/19)

	32	ETSU vs Mars Hill (12/29/19)
Free throw percentage	1.000 (13-13)	Wofford vs William & Mary (11/12/19)
	1.000 (6-6)	VMI vs Christendom (11/20/19)
	1.000 (6-6)	Wofford at Samford (01/08/20)
	1.000 (5-5)	VMI vs Samford (01/04/20)
	1.000 (4-4)	Chattanooga vs Wofford (01/15/20)
Rebounds	57	The Citadel vs Carver (12/07/19)
	56	ETSU vs Mars Hill (12/29/19)
	53	The Citadel vs Brevard (11/26/19)
	52	Samford vs Auburn Montgomery (12/03/19)
	50	Western Carolina vs Piedmont (12/28/19)
Assists	30	Furman vs Samford (01/22/20)
	29	Chattanooga vs Tennessee Wesleyan (12/08/19)
	28	Chattanooga vs Samford (01/11/20)
	27	Wofford vs North Greenville (12/13/19)
	24	UNC Greensboro vs Averett (11/11/19)
	24	VMI vs UC Davis (11/17/19)
	24	The Citadel vs Carver (12/07/19)
	24	ETSU vs Mars Hill (12/29/19)
Steals	23	UNC Greensboro vs William Peace (12/28/19)
	20	ETSU vs Milligan (12/15/19)
	18	Samford vs Auburn Montgomery (12/03/19)
	17	VMI vs Goucher (11/26/19)
	17	Mercer vs Milligan (12/28/19)
	17	ETSU vs Mars Hill (12/29/19)
	17	UNC Greensboro vs Mercer (01/01/20)
	17	UNC Greensboro at The Citadel (01/15/20)
Blocked shots	8	UNC Greensboro vs Averett (11/11/19)
	8	The Citadel vs Brevard (11/26/19)
	8	UNC Greensboro vs Kennesaw State (12/04/19)
	7	Samford at Morehead State (11/05/19)
	7	ETSU vs Newberry (11/06/19)
	7	ETSU at UT Martin (11/09/19)
	7	Wofford vs High Point (11/09/19)
	7	UNC Greensboro vs Appalachian State (11/18/19)
	7	ETSU vs Delaware State (11/23/19)
	7	Mercer at Samford (01/18/20)
Turnovers	32	The Citadel vs UNC Greensboro (01/15/20)
	26	Samford vs Troy (11/23/19)
	24	Mercer at St. John's (11/06/19)
	24	Mercer at UNC Greensboro (01/01/20)
	22	The Citadel at Georgia (11/12/19)
	22	VMI at Virginia Tech (12/21/19)
	22	Western Carolina at Tennessee Tech (12/21/19)
Fouls	28	Mercer at St. John's (11/06/19)
	28	UNC Greensboro vs Kennesaw State (12/04/19)
	28	UNC Greensboro vs ETSU (01/08/20)
	27	Furman at Auburn (12/05/19)
	26	Western Carolina at Jacksonville (11/21/19)

2019-20 Southern Conference
Conference Individual Highs
Through games of Jan 28, 2020 (All games)

INDIVIDUAL PLAYER GAME HIGHS

Points	40		Jordan Lyons (Furman) at VMI (01/01/20)
	34		Djordje Dimitrijevic (Mercer) at Western Carolina (01/11/20)
	33		Jordan Lyons (Furman) at Alabama (11/19/19)
	32		Kaelon Harris (The Citadel) at Wofford (01/11/20)
	31		Mason Faulkner (Western Carolina) vs Chattanooga (12/03/19)
	31		Isaiah Miller (UNC Greensboro) vs Mercer (01/01/20)
Field goals made	13		Jeromy Rodriguez (ETSU) at The Citadel (12/04/19)
	13		Isaiah Miller (UNC Greensboro) vs Mercer (01/01/20)
	12		Isaiah Miller (UNC Greensboro) vs Kennesaw State (12/04/19)
	12		Isaiah Miller (UNC Greensboro) at Radford (12/07/19)
	12		Mike Bothwell (Furman) at Chattanooga (01/08/20)
	12		Isaiah Miller (UNC Greensboro) vs Chattanooga (01/18/20)
	12		Bo Hodges (ETSU) vs Chattanooga (01/25/20)
Field goal attempts	25		Isaiah Miller (UNC Greensboro) vs Mercer (01/01/20)
	24		Josh Sharkey (Samford) at Morehead State (11/05/19)
	23		Isaiah Miller (UNC Greensboro) at Wofford (01/04/20)
	23		Isaiah Miller (UNC Greensboro) vs Chattanooga (01/18/20)
	21		Greg Parham (VMI) at East Carolina (11/05/19)
	21		Isaiah Miller (UNC Greensboro) vs Montana State (11/16/19)
	21		Isaiah Miller (UNC Greensboro) vs Appalachian State (11/18/19)
	21		Jordan Lyons (Furman) at Alabama (11/19/19)
	21		Isaiah Miller (UNC Greensboro) vs Kennesaw State (12/04/19)
	21		Isaiah Miller (UNC Greensboro) at Radford (12/07/19)
	21		Kaiden Rice (The Citadel) at NC State (12/22/19)
Field goal percentage	1.000	(10-10)	Noah Gurley (Furman) vs Southern Wesleyan (11/15/19)
	.909	(10-11)	Carlos Dotson (Western Carolina) vs Chattanooga (12/03/19)
	.889	(8-9)	Kaleb Hunter (UNC Greensboro) vs Averett (11/11/19)
	.889	(8-9)	Ramon Vila (Chattanooga) vs Tennessee Wesleyan (12/08/19)
	.889	(8-9)	Messiah Jones (Wofford) vs North Greenville (12/13/19)
3-Pt FG made	10		Jordan Lyons (Furman) at VMI (01/01/20)
	8		Onno Steger (Western Carolina) at The Citadel (01/04/20)
	7		Patrick Good (ETSU) at UT Martin (11/09/19)
	7		Deandre Thomas (Samford) vs Troy (11/23/19)
	7		Isaiah Bigelow (Wofford) vs North Greenville (12/13/19)
3-Pt FG attempts	16		Jordan Lyons (Furman) at Alabama (11/19/19)
	15		Kaiden Rice (The Citadel) at NC State (12/22/19)
	14		Kaiden Rice (The Citadel) at Longwood (12/19/19)
	13		Angelo Allegri (UNC Greensboro) at Wofford (01/04/20)
	12		Mason Faulkner (Western Carolina) at Georgia (11/05/19)
	12		Matt Ryan (Chattanooga) at Troy (11/12/19)
	12		Kaiden Rice (The Citadel) at Marist (11/23/19)
	12		Fletcher Abee (The Citadel) vs Carver (12/07/19)
	12		Matt Ryan (Chattanooga) vs Troy (12/15/19)
	12		Travis Eevee (VMI) at Virginia Tech (12/21/19)
	12		Nathan Hoover (Wofford) at Kennesaw State (12/22/19)
	12		Jordan Lyons (Furman) at VMI (01/01/20)
	12		Onno Steger (Western Carolina) at The Citadel (01/04/20)
	12		Jordan Lyons (Furman) vs Samford (01/22/20)
	12		Fletcher Abee (The Citadel) vs Furman (01/25/20)
3-Pt percentage	1.000	(5-5)	Stefan Kenic (Chattanooga) vs Samford (01/11/20)
	.875	(7-8)	Isaiah Bigelow (Wofford) vs North Greenville (12/13/19)
	.857	(6-7)	Matt Ryan (Chattanooga) vs Samford (01/11/20)
	.833	(10-12)	Jordan Lyons (Furman) at VMI (01/01/20)
	.833	(5-6)	Clay Mounce (Furman) vs Loyola Chicago (11/08/19)
	.833	(5-6)	Fletcher Abee (The Citadel) vs UNC Asheville (11/09/19)

	.833	(5-6)	David Jean-Baptiste (Chattanooga) vs South Alabama (11/15/19)
	.833	(5-6)	Daivien Williamson (ETSU) at Little Rock (11/30/19)
	.833	(5-6)	Kamdyn Curfman (VMI) at Virginia Tech (12/21/19)
	.833	(5-6)	Matt Halvorsen (Western Carolina) vs Piedmont (12/28/19)
Free throws made	13		Jordan Lyons (Furman) at Alabama (11/19/19)
	13		Kaelon Harris (The Citadel) at Longwood (12/19/19)
	12		Mason Faulkner (Western Carolina) vs Chattanooga (12/03/19)
	12		Djordje Dimitrijevic (Mercer) at Western Carolina (01/11/20)
	11		Mason Faulkner (Western Carolina) at Stetson (11/24/19)
	11		Josh Sharkey (Samford) vs Auburn Montgomery (12/03/19)
Free throw attempts	16		Mason Faulkner (Western Carolina) vs Chattanooga (12/03/19)
	15		Noah Gurley (Furman) vs UNC Greensboro (01/11/20)
	14		Kaelon Harris (The Citadel) at Longwood (12/19/19)
	14		Djordje Dimitrijevic (Mercer) at Western Carolina (01/11/20)
	13		Jordan Lyons (Furman) at Alabama (11/19/19)
	13		Josh Sharkey (Samford) vs Auburn Montgomery (12/03/19)
	13		Jordan Lyons (Furman) vs Winthrop (12/14/19)
Free throw percentage	1.000	(13-13)	Jordan Lyons (Furman) at Alabama (11/19/19)
	1.000	(10-10)	Nathan Hoover (Wofford) at Western Carolina (01/25/20)
	1.000	(9-9)	Garrett Gilkeson (VMI) vs Western Carolina (01/08/20)
	1.000	(9-9)	Nathan Hoover (Wofford) vs The Citadel (01/11/20)
	1.000	(8-8)	Lucas N'Guessan (ETSU) vs Southern Utah (11/24/19)
	1.000	(8-8)	Jalen Dupree (Samford) at Houston Baptist (12/07/19)
	1.000	(8-8)	Jordan Lyons (Furman) at VMI (01/01/20)
	1.000	(8-8)	Eddie Davis III (The Citadel) at VMI (01/18/20)
Rebounds	17		Tyler Creammer (VMI) vs UC Davis (11/17/19)
	16		Jeromy Rodriguez (ETSU) at The Citadel (12/04/19)
	16		Ethan Stair (Mercer) at UNCW (12/16/19)
	15		Carlos Dotson (Western Carolina) at Georgia (11/05/19)
	14		Vonnie Patterson (ETSU) vs Appalachian State (11/26/19)
	14		Eddie Davis III (The Citadel) vs Carver (12/07/19)
	14		Jalen Dupree (Samford) vs Wofford (01/08/20)
Assists	15		Josh Sharkey (Samford) at Houston Baptist (12/07/19)
	15		Josh Sharkey (Samford) vs Alabama (12/18/19)
	14		Josh Sharkey (Samford) vs Troy (11/23/19)
	11		Tyson Batiste (The Citadel) at Southeast Missouri (11/19/19)
	10		Josh Sharkey (Samford) vs Kentucky Wesleyan (11/07/19)
	10		Mason Faulkner (Western Carolina) vs North Carolina A&T (11/12/19)
	10		Djordje Dimitrijevic (Mercer) vs Furman (12/20/19)
	10		Mason Faulkner (Western Carolina) at The Citadel (01/04/20)
	10		Josh Sharkey (Samford) at VMI (01/04/20)
	10		Mason Faulkner (Western Carolina) at Furman (01/15/20)
Steals	9		Isaiah Miller (UNC Greensboro) vs Mercer (01/01/20)
	8		Tray Boyd III (ETSU) vs Mars Hill (12/29/19)
	7		Mohammed Abdulsalam (UNC Greensboro) at Georgetown (11/30/19)
	7		Josh Sharkey (Samford) vs Auburn Montgomery (12/03/19)
	6		Keyshaun Langley (UNC Greensboro) vs Averett (11/11/19)
	6		Djordje Dimitrijevic (Mercer) at Georgia Southern (11/19/19)
	6		Tray Boyd III (ETSU) vs Delaware State (11/23/19)
	6		Josh Sharkey (Samford) at South Dakota State (11/27/19)
	6		Josh Sharkey (Samford) at Hawaii (12/15/19)
	6		Isaiah Miller (UNC Greensboro) at Furman (01/11/20)
Blocked shots	4		Chevez Goodwin (Wofford) vs High Point (11/09/19)
	4		James Dickey (UNC Greensboro) vs Appalachian State (11/18/19)
	4		Logan Dye (Samford) vs Manhattan (11/19/19)
	4		Onno Steger (Western Carolina) at Jacksonville (11/21/19)
	4		James Dickey (UNC Greensboro) vs Kennesaw State (12/04/19)
	4		Maciej Bender (Mercer) vs Furman (12/20/19)

	4	James Dickey (UNC Greensboro) vs Northern Kentucky (12/21/19)
	4	Jake Stephens (VMI) at USC Upstate (12/29/19)
	4	Chevez Goodwin (Wofford) vs The Citadel (01/11/20)
Turnovers	9	Josh Sharkey (Samford) vs UNC Greensboro (01/25/20)
	8	Josh Sharkey (Samford) at South Dakota State (11/27/19)
	8	Josh Sharkey (Samford) at Georgetown (12/21/19)
	8	Josh Sharkey (Samford) vs The Citadel (01/01/20)
	8	Josh Sharkey (Samford) at Furman (01/22/20)

2019-20 Southern Conference
CONFERENCE BASKETBALL STATISTICS
Through games of Jan 28, 2020 (Conference games only)

SCORING OFFENSE	G	W-L	Pts	Avg/G
1. Western Carolina	8	5-3	654	81.8
2. Furman	9	7-2	678	75.3
3. UNC Greensboro	8	6-2	602	75.2
4. Chattanooga	8	4-4	598	74.8
5. The Citadel	8	0-8	576	72.0
6. Mercer	8	4-4	574	71.8
ETSU	8	7-1	574	71.8
8. Samford	8	2-6	555	69.4
9. VMI	9	1-8	621	69.0
10. Wofford	8	5-3	549	68.6

SCORING DEFENSE	G	Pts	Avg/G
1. ETSU	8	502	62.8
2. Wofford	8	533	66.6
3. UNC Greensboro	8	545	68.1
4. Furman	9	620	68.9
5. Chattanooga	8	563	70.4
6. Mercer	8	567	70.9
7. VMI	9	686	76.2
8. Western Carolina	8	640	80.0
9. The Citadel	8	661	82.6
10. Samford	8	664	83.0

SCORING MARGIN	G	Offense	Defense	Margin
1. ETSU	8	71.8	62.8	+9.0
2. UNC Greensboro	8	75.2	68.1	+7.1
3. Furman	9	75.3	68.9	+6.4
4. Chattanooga	8	74.8	70.4	+4.4
5. Wofford	8	68.6	66.6	+2.0
6. Western Carolina	8	81.8	80.0	+1.8
7. Mercer	8	71.8	70.9	+0.9
8. VMI	9	69.0	76.2	-7.2
9. The Citadel	8	72.0	82.6	-10.6
10. Samford	8	69.4	83.0	-13.6

FREE THROW PCT	G	FTM	FTA	Pct.
1. Mercer	8	87	108	.806
2. Samford	8	130	168	.774
3. VMI	9	92	123	.748
4. Wofford	8	84	117	.718
5. Western Carolina	8	133	188	.707
6. The Citadel	8	114	162	.704
7. ETSU	8	115	164	.701
8. UNC Greensboro	8	96	144	.667
9. Furman	9	98	149	.658
10. Chattanooga	8	81	126	.643

FIELD GOAL PERCENTAGE	G	FGM	FGA	Pct.
1. Chattanooga	8	223	460	.485
2. Mercer	8	212	441	.481
3. Western Carolina	8	218	456	.478
4. Furman	9	246	516	.477
5. ETSU	8	204	451	.452
6. Wofford	8	199	453	.439
7. UNC Greensboro	8	221	511	.432
8. Samford	8	190	452	.420
9. The Citadel	8	198	476	.416
10. VMI	9	222	558	.398

FIELD GOAL PCT DEFENSE	G	FGM	FGA	Pct.
1. Wofford	8	189	460	.411
2. Mercer	8	200	474	.422
3. ETSU	8	177	415	.427
4. Western Carolina	8	228	510	.447
5. Chattanooga	8	211	470	.449
6. The Citadel	8	232	514	.451
7. UNC Greensboro	8	183	405	.452
8. VMI	9	231	502	.460
9. Furman	9	235	508	.463
10. Samford	8	247	516	.479

3-POINT FG PCT	G	3FGM	3FGA	Pct.
1. Western Carolina	8	85	209	.407
2. Chattanooga	8	71	186	.382
3. Mercer	8	63	166	.380
4. Furman	9	88	245	.359
5. UNC Greensboro	8	64	195	.328
6. VMI	9	85	262	.324
7. Wofford	8	67	215	.312
8. Samford	8	45	145	.310
9. The Citadel	8	66	223	.296
10. ETSU	8	51	175	.291

3-POINT FG PCT DEFENSE	G	3FGM	3FGA	Pct.
1. Wofford	8	70	236	.297
2. Chattanooga	8	49	164	.299
3. Western Carolina	8	62	205	.302
4. Furman	9	68	213	.319
5. ETSU	8	49	151	.325
6. Mercer	8	67	198	.338
7. The Citadel	8	76	221	.344
8. UNC Greensboro	8	62	166	.373
9. VMI	9	81	215	.377
10. Samford	8	101	252	.401

REBOUNDING OFFENSE	G	Rebounds	Avg/G
1. Western Carolina	8	299	37.4
2. Chattanooga	8	281	35.1
3. VMI	9	316	35.1
4. UNC Greensboro	8	279	34.9
5. ETSU	8	278	34.8
6. Mercer	8	275	34.4
7. Samford	8	273	34.1
8. The Citadel	8	270	33.8
9. Wofford	8	257	32.1
10. Furman	9	283	31.4

REBOUNDING DEFENSE	G	Rebounds	Avg/G
1. ETSU	8	256	32.0
2. Furman	9	290	32.2
3. Chattanooga	8	258	32.2
Mercer	8	258	32.2
5. Western Carolina	8	265	33.1
6. UNC Greensboro	8	266	33.2
7. Wofford	8	269	33.6
8. VMI	9	329	36.6
9. Samford	8	299	37.4
10. The Citadel	8	321	40.1

2019-20 Southern Conference
CONFERENCE BASKETBALL STATISTICS
Through games of Jan 28, 2020 (Conference games only)

REBOUNDING MARGIN	G	Team	Avg.	Opp.	Avg.	Margin
1.	8	Western Carolina	299	37.4	265	33.1 +4.2
2.	8	Chattanooga	281	35.1	258	32.2 +2.9
3.	8	ETSU	278	34.8	256	32.0 +2.8
4.	8	Mercer	275	34.4	258	32.2 +2.1
5.	8	UNC Greensboro	279	34.9	266	33.2 +1.6
6.	9	Furman	283	31.4	290	32.2 -0.8
7.	9	VMI	316	35.1	329	36.6 -1.4
8.	8	Wofford	257	32.1	269	33.6 -1.5
9.	8	Samford	273	34.1	299	37.4 -3.2
10.	8	The Citadel	270	33.8	321	40.1 -6.4

BLOCKED SHOTS	G	No.	Avg/G
1.	8	Mercer	31 3.9
2.	8	Samford	29 3.6
3.	8	ETSU	27 3.4
4.	8	UNC Greensboro	24 3.0
	8	Wofford	24 3.0
6.	8	The Citadel	23 2.9
7.	9	Furman	23 2.6
8.	9	VMI	15 1.7
9.	8	Chattanooga	12 1.5
10.	8	Western Carolina	9 1.1

ASSISTS	G	No.	Avg/G
1.	9	VMI	145 16.1
2.	9	Furman	134 14.9
3.	8	Western Carolina	119 14.9
4.	8	Chattanooga	115 14.4
5.	8	The Citadel	108 13.5
6.	8	Mercer	97 12.1
7.	8	ETSU	95 11.9
	8	Wofford	95 11.9
9.	8	UNC Greensboro	88 11.0
10.	8	Samford	72 9.0

STEALS	G	No.	Avg/G
1.	8	UNC Greensboro	87 10.9
2.	8	ETSU	70 8.8
3.	9	Furman	64 7.1
4.	8	The Citadel	51 6.4
5.	8	Samford	48 6.0
6.	9	VMI	51 5.7
7.	8	Mercer	44 5.5
8.	8	Wofford	40 5.0
9.	8	Chattanooga	35 4.4
10.	8	Western Carolina	34 4.3

TURNOVER MARGIN	G	Team	Avg.	Opp.	Avg.	Margin
1.	8	UNC Greensboro	102	12.8	158	19.8 +7.0
2.	8	ETSU	92	11.5	119	14.9 +3.4
3.	9	Furman	113	12.6	127	14.1 +1.6
4.	8	Wofford	97	12.1	108	13.5 +1.4
5.	9	VMI	114	12.7	114	12.7 +0.0
6.	8	Samford	123	15.4	111	13.9 -1.5
7.	8	Chattanooga	98	12.3	82	10.3 -2.0
8.	8	The Citadel	130	16.3	109	13.6 -2.6
9.	8	Mercer	117	14.6	88	11.0 -3.6
10.	8	Western Carolina	106	13.3	76	9.5 -3.8

ASSIST/TURNOVER RATIO	G	Ast.	Avg.	T/O	Avg.	Ratio
1.	9	VMI	145 16.1	114	12.7	1.3
2.	9	Furman	134 14.9	113	12.6	1.2
3.	8	Chattanooga	115 14.4	98	12.3	1.2
4.	8	Western Carolina	119 14.9	106	13.3	1.1
5.	8	ETSU	95 11.9	92	11.5	1.0
6.	8	Wofford	95 11.9	97	12.1	1.0
7.	8	UNC Greensboro	88 11.0	102	12.8	0.9
8.	8	The Citadel	108 13.5	130	16.3	0.8
9.	8	Mercer	97 12.1	117	14.6	0.8
10.	8	Samford	72 9.0	123	15.4	0.6

OFFENSIVE REBOUNDS	G	No.	Avg/G
1.	8	UNC Greensboro	96 12.0
2.	9	VMI	101 11.2
3.	8	Samford	83 10.4
4.	8	ETSU	82 10.3
5.	8	Western Carolina	75 9.4
6.	8	The Citadel	68 8.5
7.	8	Chattanooga	67 8.4
8.	9	Furman	70 7.8
9.	8	Mercer	62 7.8
10.	8	Wofford	55 6.9

DEFENSIVE REBOUNDS	G	No.	Avg/G
1.	8	Western Carolina	224 28.0
2.	8	Chattanooga	214 26.8
3.	8	Mercer	213 26.6
4.	8	The Citadel	202 25.3
	8	Wofford	202 25.3
6.	8	ETSU	196 24.5
7.	9	VMI	215 23.9
8.	8	Samford	190 23.8
9.	9	Furman	213 23.7
10.	8	UNC Greensboro	183 22.9

DEFENSIVE REB PCT.	G	D-Reb	Opp. OR	D-Reb%
1.	8	Chattanooga	214	63 .773
2.	9	Furman	213	69 .755
3.	8	Wofford	202	66 .754
4.	8	Western Carolina	224	74 .752
5.	8	ETSU	196	66 .748
6.	8	UNC Greensboro	183	63 .744
7.	9	VMI	215	82 .724
8.	8	Mercer	213	84 .717
9.	8	The Citadel	202	94 .682
10.	8	Samford	190	98 .660

OFFENSIVE REB PCT.	G	O-Reb	Opp. DR	O-Reb%
1.	8	UNC Greensboro	96	203 .321
2.	8	ETSU	82	190 .301
3.	8	Samford	83	201 .292
4.	9	VMI	101	247 .290
5.	8	Western Carolina	75	191 .282
6.	8	Mercer	62	174 .263
7.	8	Chattanooga	67	195 .256
8.	9	Furman	70	221 .241
9.	8	The Citadel	68	227 .231
10.	8	Wofford	55	203 .213

2019-20 Southern Conference
CONFERENCE BASKETBALL STATISTICS
Through games of Jan 28, 2020 (Conference games only)

3-POINT FG MADE	G	No.	Avg/G
1. Western Carolina	8	85	10.6
2. Furman	9	88	9.8
3. VMI	9	85	9.4
4. Chattanooga	8	71	8.9
5. Wofford	8	67	8.4
6. The Citadel	8	66	8.3
7. UNC Greensboro	8	64	8.0
8. Mercer	8	63	7.9
9. ETSU	8	51	6.4
10. Samford	8	45	5.6

2019-20 Southern Conference
CONFERENCE BASKETBALL STATISTICS
Through games of Jan 28, 2020 (Conference games only)

Team	Conference	Pct.	PF	PA	Overall	Pct.	PF	PA	Current unbeaten streak
ETSU	7-1	.875	71.8	62.8	7-1	.875	71.8	62.8	ETSU -- 5
Furman	7-2	.778	75.3	68.9	7-2	.778	75.3	68.9	UNC Greensboro -- 4
UNC Greensboro	6-2	.750	75.2	68.1	6-2	.750	75.2	68.1	Mercer -- 4
Western Carolina	5-3	.625	81.8	80.0	5-3	.625	81.8	80.0	Furman -- 2
Wofford	5-3	.625	68.6	66.6	5-3	.625	68.6	66.6	Western Carolina -- 1
Chattanooga	4-4	.500	74.8	70.4	4-4	.500	74.8	70.4	
Mercer	4-4	.500	71.8	70.9	4-4	.500	71.8	70.9	
Samford	2-6	.250	69.4	83.0	2-6	.250	69.4	83.0	
VMI	1-8	.111	69.0	76.2	1-8	.111	69.0	76.2	
The Citadel	0-8	.000	72.0	82.6	0-8	.000	72.0	82.6	

TEAM SUMMARIES	G	PF-PA	Avg score	Margin	FG-FGA	Pct.	3FG-FGA	Pct.	FT-FTA	Pct.	RebF	RebA	Margin
Chattanooga	8	598-563	74.8-70.4	+4.4	223-460	.485	71-186	.382	81-126	.643	281	258	+2.9
ETSU	8	574-502	71.8-62.8	+9.0	204-451	.452	51-175	.291	115-164	.701	278	256	+2.8
Furman	9	678-620	75.3-68.9	+6.4	246-516	.477	88-245	.359	98-149	.658	283	290	-0.8
Mercer	8	574-567	71.8-70.9	+0.9	212-441	.481	63-166	.380	87-108	.806	275	258	+2.1
Samford	8	555-664	69.4-83.0	-13.6	190-452	.420	45-145	.310	130-168	.774	273	299	-3.2
The Citadel	8	576-661	72.0-82.6	-10.6	198-476	.416	66-223	.296	114-162	.704	270	321	-6.4
UNC Greensboro	8	602-545	75.2-68.1	+7.1	221-511	.432	64-195	.328	96-144	.667	279	266	+1.6
VMI	9	621-686	69.0-76.2	-7.2	222-558	.398	85-262	.324	92-123	.748	316	329	-1.4
Western Carolina	8	654-640	81.8-80.0	+1.8	218-456	.478	85-209	.407	133-188	.707	299	265	+4.2
Wofford	8	549-533	68.6-66.6	+2.0	199-453	.439	67-215	.312	84-117	.718	257	269	-1.5

ATTENDANCE	Home	Average	Away	Average	Neutral	Average	Total	Average
Chattanooga	4-10869	2717	4-16449	4112	0-0	0	8-27318	3415
ETSU	4-20294	5074	4-9731	2433	0-0	0	8-30025	3753
Furman	4-10054	2514	5-11591	2318	0-0	0	9-21645	2405
Mercer	4-11527	2882	4-7833	1958	0-0	0	8-19360	2420
Samford	4-2102	526	4-9261	2315	0-0	0	8-11363	1420
The Citadel	4-3647	912	4-7935	1984	0-0	0	8-11582	1448
UNC Greensboro	4-13166	3292	4-8083	2021	0-0	0	8-21249	2656
VMI	5-7781	1556	4-11418	2854	0-0	0	9-19199	2133
Western Carolina	4-11882	2970	4-5968	1492	0-0	0	8-17850	2231
Wofford	4-9266	2316	4-12319	3080	0-0	0	8-21585	2698
Totals	41-100588	2453	41-100588	2453	0-0	0	82-201176	2453

2019-20 Southern Conference
INDIVIDUAL BASKETBALL STATISTICS
Through games of Jan 28, 2020 (Conference games only)

To be ranked, a player must appear in at least 75.0% of their team's games.

SCORING							REBOUNDING							
	Cl	G	FG	3FG	FT	Pts	Avg/G		Cl	G	Off	Def	Total	Avg/G
1. Isaiah Miller-UNCG	Jr	8	73	10	25	181	22.6	1. Carlos Dotson-WCU	Sr	7	19	52	71	10.1
2. Djordje Dimitrijevic-MER	Sr	8	59	26	34	178	22.3	2. James Dickey-UNCG	Sr	8	22	54	76	9.5
3. Mason Faulkner-WCU	Jr	8	49	20	48	166	20.8	3. Kaelon Harris-CIT	Sr	7	13	41	54	7.7
4. Josh Sharkey-SAM	Sr	8	49	14	37	149	18.6	4. Jalen Dupree-SAM	Sr	8	23	36	59	7.4
5. Jordan Lyons-FUR	Sr	9	51	31	34	167	18.6	5. Ethan Stair-MER	Sr	8	13	45	58	7.3
6. Carlos Dotson-WCU	Sr	7	49	0	21	119	17.0	6. Robert Allen-SAM	So	8	10	44	54	6.8
7. Nathan Hoover-WOF	Sr	8	42	20	27	131	16.4	7. Maciej Bender-MER	Jr	8	15	37	52	6.5
8. Matt Ryan-UTC	Sr	8	43	18	11	115	14.4	8. Lucas N'Guessan-ETSU	Sr	8	13	38	51	6.4
9. Kaelon Harris-CIT	Sr	7	35	6	24	100	14.3	9. Garrett Gilkeson-VMI	Sr	9	15	40	55	6.1
10. Ramon Vila-UTC	Jr	8	47	0	16	110	13.8	10. Chevez Goodwin-WOF	Jr	8	14	32	46	5.8
11. David Jean-Baptiste-UTC	Jr	8	41	15	12	109	13.6	Mason Faulkner-WCU	Jr	8	7	39	46	5.8
12. Kaiden Rice-CIT	Jr	8	36	21	15	108	13.5	12. Bo Hodges-ETSU	Jr	8	6	39	45	5.6
13. Onno Steger-WCU	Sr	8	34	26	12	106	13.3	13. Clay Mounce-FUR	Jr	9	18	32	50	5.6
14. Clay Mounce-FUR	Jr	9	42	16	16	116	12.9	14. Ramon Vila-UTC	Jr	8	22	20	42	5.3
15. Noah Gurley-FUR	So	9	46	3	20	115	12.8	15. Jalen Slawson-FUR	So	9	14	33	47	5.2
16. Ethan Stair-MER	Sr	8	39	11	11	100	12.5	16. Onno Steger-WCU	Sr	8	12	29	41	5.1
17. Garrett Gilkeson-VMI	Sr	9	35	16	26	112	12.4	17. Tyler Creammer-VMI	Sr	9	16	29	45	5.0
18. Travis Eeve-VMI	Fr	9	35	16	21	107	11.9	Noah Gurley-FUR	So	9	10	35	45	5.0
19. Fletcher Abee-CIT	Fr	8	30	19	16	95	11.9	Eddie Davis III-CIT	Sr	8	12	28	40	5.0
20. Brandon Austin-SAM	Sr	7	26	17	14	83	11.9	20. Isaiah Miller-UNCG	Jr	8	15	23	38	4.8
21. Tray Boyd III-ETSU	Sr	8	33	17	11	94	11.8	Messiah Jones-WOF	Fr	8	18	20	38	4.8
Chevez Goodwin-WOF	Jr	8	44	0	6	94	11.8	Isaiah Tisdale-ETSU	Sr	8	12	26	38	4.8
23. Robert Allen-SAM	So	8	37	4	15	93	11.6							
24. Matt Halvorsen-WCU	Jr	8	24	22	21	91	11.4							
25. Jeff Gary-MER	Jr	8	32	12	13	89	11.1							
26. Bo Hodges-ETSU	Jr	8	33	3	18	87	10.9							
27. Mike Bothwell-FUR	So	9	37	16	6	96	10.7							
28. Angelo Allegri-UNCG	So	8	29	14	12	84	10.5							
29. Jalen Dupree-SAM	Sr	8	31	1	20	83	10.4							
30. Isaiah Tisdale-ETSU	Sr	8	26	9	20	81	10.1							
FIELD GOAL PCT						ASSISTS								
	Cl	G	FGM	FGA	Pct.		Cl	G	No.	Avg/G				
1. Carlos Dotson-WCU	Sr	7	49	69	.710	1. Mason Faulkner-WCU	Jr	8	52	6.5				
2. Chevez Goodwin-WOF	Jr	8	44	62	.710	2. Tyson Batiste-CIT	Sr	8	48	6.0				
3. Lucas N'Guessan-ETSU	Sr	8	25	40	.625	3. Josh Sharkey-SAM	Sr	8	42	5.3				
4. Ramon Vila-UTC	Jr	8	47	78	.603	4. Greg Parham-VMI	Jr	9	36	4.0				
5. Noah Gurley-FUR	So	9	46	82	.561	5. Garrett Gilkeson-VMI	Sr	9	34	3.8				
6. James Dickey-UNCG	Sr	8	28	50	.560	6. Storm Murphy-WOF	Jr	8	30	3.8				
7. Jalen Dupree-SAM	Sr	8	31	57	.544	7. Isaiah Tisdale-ETSU	Sr	8	28	3.5				
8. Mike Bothwell-FUR	So	9	37	69	.536	8. Alex Hunter-FUR	Jr	9	29	3.2				
9. Stefan Kenic-UTC	Jr	8	24	45	.533	9. Djordje Dimitrijevic-MER	Sr	8	25	3.1				
10. Onno Steger-WCU	Sr	8	34	66	.515	10. Maurice Commander-UTC	So	8	23	2.9				
11. Ethan Stair-MER	Sr	8	39	76	.513	11. Isaiah Miller-UNCG	Jr	8	22	2.8				
12. Djordje Dimitrijevic-MER	Sr	8	59	115	.513	12. Noah Gurley-FUR	So	9	24	2.7				
13. Tyson Batiste-CIT	Sr	8	26	51	.510	13. David Jean-Baptiste-UTC	Jr	8	20	2.5				
14. Maciej Bender-MER	Jr	8	27	54	.500	14. Bo Hodges-ETSU	Jr	8	19	2.4				
15. Josh Sharkey-SAM	Sr	8	49	101	.485	15. Carlos Dotson-WCU	Sr	7	15	2.1				

2019-20 Southern Conference
INDIVIDUAL BASKETBALL STATISTICS
Through games of Jan 28, 2020 (Conference games only)

FREE THROW PCT					
	Cl	G	FTM	FTA	Pct.
1. Nathan Hoover-WOF	Sr	8	27	28	.964
2. Matt Halvorsen-WCU	Jr	8	21	22	.955
3. Djordje Dimitrijevic-MER	Sr	8	34	38	.895
4. Brandon Austin-SAM	Sr	7	14	16	.875
5. Fletcher Abee-CIT	Fr	8	16	19	.842
6. Malik Massey-UNCG	Sr	8	19	23	.826
7. Garrett Gilkeson-VMI	Sr	9	26	32	.813
8. Travis Eeve-VMI	Fr	9	21	26	.808
9. Jalen Dupree-SAM	Sr	8	20	25	.800
Messiah Jones-WOF	Fr	8	16	20	.800
11. Josh Sharkey-SAM	Sr	8	37	47	.787
12. Deandre Thomas-SAM	So	7	17	22	.773
13. Mason Faulkner-WCU	Jr	8	48	63	.762
14. Jordan Lyons-FUR	Sr	9	34	45	.756
15. Lucas N'Guessan-ETSU	Sr	8	20	28	.714

STEALS				
	Cl	G	No.	Avg/G
1. Isaiah Miller-UNCG	Jr	8	31	3.9
2. Bo Hodges-ETSU	Jr	8	16	2.0
3. Djordje Dimitrijevic-MER	Sr	8	15	1.9
Josh Sharkey-SAM	Sr	8	15	1.9
Patrick Good-ETSU	Jr	8	15	1.9
6. Malik Massey-UNCG	Sr	8	14	1.8
7. Isaiah Tisdale-ETSU	Sr	8	13	1.6
8. Kaleb Hunter-UNCG	So	6	9	1.5
9. David Jean-Baptiste-UTC	Jr	8	11	1.4
10. Jordan Lyons-FUR	Sr	9	12	1.3
Mike Bothwell-FUR	So	9	12	1.3
12. Fletcher Abee-CIT	Fr	8	10	1.3
13. Deandre Thomas-SAM	So	7	8	1.1
14. Tyson Batiste-CIT	Sr	8	9	1.1
Ethan Stair-MER	Sr	8	9	1.1
Mason Faulkner-WCU	Jr	8	9	1.1

3-POINT FG PCT					
	Cl	G	3FG	FGA	Pct.
1. Onno Steger-WCU	Sr	8	26	44	.591
2. Stefan Kenic-UTC	Jr	8	11	23	.478
3. Keyshaun Langley-UNCG	Fr	8	10	21	.476
4. A.J. Caldwell-UTC	So	8	9	19	.474
5. Mike Bothwell-FUR	So	9	16	34	.471
6. Josh Sharkey-SAM	Sr	8	14	30	.467
7. Djordje Dimitrijevic-MER	Sr	8	26	57	.456
8. Matt Halvorsen-WCU	Jr	8	22	50	.440
9. Jordan Lyons-FUR	Sr	9	31	71	.437
10. David Jean-Baptiste-UTC	Jr	8	15	36	.417
11. Greg Parham-VMI	Jr	9	14	35	.400
12. Brandon Austin-SAM	Sr	7	17	43	.395
13. Angelo Allegri-UNCG	So	8	14	37	.378
14. Clay Mounce-FUR	Jr	9	16	44	.364
15. Kaiden Rice-CIT	Jr	8	21	59	.356

3-POINT FG MADE				
	Cl	G	3FG	Avg/G
1. Jordan Lyons-FUR	Sr	9	31	3.4
2. Onno Steger-WCU	Sr	8	26	3.3
Djordje Dimitrijevic-MER	Sr	8	26	3.3
4. Matt Halvorsen-WCU	Jr	8	22	2.8
5. Kaiden Rice-CIT	Jr	8	21	2.6
6. Nathan Hoover-WOF	Sr	8	20	2.5
Mason Faulkner-WCU	Jr	8	20	2.5
8. Brandon Austin-SAM	Sr	7	17	2.4
9. Fletcher Abee-CIT	Fr	8	19	2.4
10. Matt Ryan-UTC	Sr	8	18	2.3
11. Tray Boyd III-ETSU	Sr	8	17	2.1
12. Alex Hunter-FUR	Jr	9	17	1.9
13. David Jean-Baptiste-UTC	Jr	8	15	1.9
14. Travis Eeve-VMI	Fr	9	16	1.8
Garrett Gilkeson-VMI	Sr	9	16	1.8
Mike Bothwell-FUR	So	9	16	1.8
Clay Mounce-FUR	Jr	9	16	1.8

BLOCKED SHOTS				
	Cl	G	No.	Avg/G
1. Maciej Bender-MER	Jr	8	16	2.0
2. Messiah Jones-WOF	Fr	8	12	1.5
James Dickey-UNCG	Sr	8	12	1.5
4. Robert Allen-SAM	So	8	10	1.3
Jalen Dupree-SAM	Sr	8	10	1.3
Lucas N'Guessan-ETSU	Sr	8	10	1.3
7. Jalen Slawson-FUR	So	9	11	1.2
8. Chevez Goodwin-WOF	Jr	8	8	1.0
Brady Spence-CIT	Fr	8	8	1.0
10. Bo Hodges-ETSU	Jr	8	6	0.8
11. Victor Bafutto-MER	So	8	5	0.6
Eddie Davis III-CIT	Sr	8	5	0.6
13. Clay Mounce-FUR	Jr	9	5	0.6
14. Logan Dye-SAM	So	8	4	0.5
Will Miller-VMI	Sr	8	4	0.5
Logan Padgett-SAM	Fr	8	4	0.5
Tray Boyd III-ETSU	Sr	8	4	0.5
Kaleb Hunter-UNCG	So	6	3	0.5
Stephen Clark-CIT	Fr	6	3	0.5

ASSIST/TURNOVER RATIO					
	Cl	G	Ast.	T/O	Ratio
1. Isaiah Tisdale-ETSU	Sr	8	28	6	4.7
2. Garrett Gilkeson-VMI	Sr	9	34	14	2.4
3. Alex Hunter-FUR	Jr	9	29	15	1.9
4. Mason Faulkner-WCU	Jr	8	52	27	1.9
5. Greg Parham-VMI	Jr	9	36	19	1.9
6. Storm Murphy-WOF	Jr	8	30	16	1.9
7. Tyson Batiste-CIT	Sr	8	48	28	1.7
8. Djordje Dimitrijevic-MER	Sr	8	25	23	1.1
9. Josh Sharkey-SAM	Sr	8	42	50	0.8

2019-20 Southern Conference
INDIVIDUAL BASKETBALL STATISTICS
Through games of Jan 28, 2020 (Conference games only)

OFFENSIVE REBOUNDS	Cl	G	No.	Avg/G
1. Jalen Dupree-SAM	Sr	8	23	2.9
2. Ramon Vila-UTC	Jr	8	22	2.8
James Dickey-UNCG	Sr	8	22	2.8
4. Carlos Dotson-WCU	Sr	7	19	2.7
5. Messiah Jones-WOF	Fr	8	18	2.3
6. Kaleb Hunter-UNCG	So	6	13	2.2
7. Clay Mounce-FUR	Jr	9	18	2.0
8. Maciej Bender-MER	Jr	8	15	1.9
Xavier Cork-WCU	Fr	8	15	1.9
Isaiah Miller-UNCG	Jr	8	15	1.9
11. Kaelon Harris-CIT	Sr	7	13	1.9
12. Tyler Creammer-VMI	Sr	9	16	1.8
13. Chevez Goodwin-WOF	Jr	8	14	1.8
14. Garrett Gilkeson-VMI	Sr	9	15	1.7
15. Ethan Stair-MER	Sr	8	13	1.6
Lucas N'Guessan-ETSU	Sr	8	13	1.6
Vonnie Patterson-ETSU	Jr	8	13	1.6

DEFENSIVE REBOUNDS	Cl	G	No.	Avg/G
1. Carlos Dotson-WCU	Sr	7	52	7.4
2. James Dickey-UNCG	Sr	8	54	6.8
3. Kaelon Harris-CIT	Sr	7	41	5.9
4. Ethan Stair-MER	Sr	8	45	5.6
5. Robert Allen-SAM	So	8	44	5.5
6. Bo Hodges-ETSU	Jr	8	39	4.9
Mason Faulkner-WCU	Jr	8	39	4.9
8. Lucas N'Guessan-ETSU	Sr	8	38	4.8
9. Maciej Bender-MER	Jr	8	37	4.6
10. Jalen Dupree-SAM	Sr	8	36	4.5
11. Garrett Gilkeson-VMI	Sr	9	40	4.4
12. Chevez Goodwin-WOF	Jr	8	32	4.0
Rod Johnson-UTC	Jr	7	28	4.0
14. Noah Gurley-FUR	So	9	35	3.9
15. A.J. Caldwell-UTC	So	8	31	3.9
Matt Ryan-UTC	Sr	8	31	3.9

MINUTES PLAYED	Cl	G	No.	Avg/G
1. Nathan Hoover-WOF	Sr	8	290	36.2
2. Jeff Gary-MER	Jr	8	288	36.0
3. Djordje Dimitrijevic-MER	Sr	8	283	35.4
4. Josh Sharkey-SAM	Sr	8	277	34.6
5. Jordan Lyons-FUR	Sr	9	306	34.0
Mason Faulkner-WCU	Jr	8	272	34.0
7. Matt Halvorsen-WCU	Jr	8	271	33.9
8. Garrett Gilkeson-VMI	Sr	9	301	33.4
9. Fletcher Abee-CIT	Fr	8	267	33.4
10. Robert Allen-SAM	So	8	263	32.9

2019-20 Southern Conference
Conference Team Highs
Through games of Jan 28, 2020 (Conference games only)

TEAM HIGHS (highest totals made by)

Points	105	Chattanooga vs Samford (01/11/20)
	101	Furman vs Samford (01/22/20)
	98	Wofford vs UNC Greensboro (01/04/20)
	97	Western Carolina at VMI (01/08/20)
	96	ETSU at The Citadel (12/04/19)
Margin	38 (105-67)	Chattanooga vs Samford (01/11/20)
	25 (88-63)	ETSU vs Samford (01/15/20)
	24 (78-54)	Furman at The Citadel (01/25/20)
	23 (101-78)	Furman vs Samford (01/22/20)
	23 (92-69)	Chattanooga vs The Citadel (01/22/20)
Field goals made	40	Chattanooga vs Samford (01/11/20)
	38	Furman vs Samford (01/22/20)
	36	ETSU at The Citadel (12/04/19)
	34	The Citadel vs Western Carolina (01/04/20)
	34	ETSU vs Samford (01/15/20)
	34	Mercer at Samford (01/18/20)
	34	Mercer at Samford (01/18/20)
Field goal attempts	78	UNC Greensboro at Wofford (01/04/20)
	76	VMI vs Western Carolina (01/08/20)
	74	UNC Greensboro at The Citadel (01/15/20)
	74	VMI vs Mercer (01/25/20)
	73	Chattanooga vs Samford (01/11/20)
Field goal percentage	.571 (28-49)	Furman at VMI (01/01/20)
	.557 (34-61)	Mercer at Samford (01/18/20)
	.554 (36-65)	ETSU at The Citadel (12/04/19)
	.548 (40-73)	Chattanooga vs Samford (01/11/20)
	.542 (26-48)	Chattanooga vs Furman (01/08/20)
3-Pt FG made	17	Chattanooga vs Samford (01/11/20)
	17	Furman vs Samford (01/22/20)
	16	VMI vs Samford (01/04/20)
	15	Western Carolina at The Citadel (01/04/20)
	14	Wofford vs UNC Greensboro (01/04/20)
	14	UNC Greensboro at Wofford (01/04/20)
	14	UNC Greensboro at Wofford (01/04/20)
3-Pt FG attempts	45	UNC Greensboro at Wofford (01/04/20)
	39	Furman vs Samford (01/22/20)
	39	VMI vs Mercer (01/25/20)
	38	VMI vs Samford (01/04/20)
	36	The Citadel at Samford (01/01/20)
3-Pt percentage	.600 (6-10)	Mercer at UNC Greensboro (01/01/20)
	.548 (17-31)	Chattanooga vs Samford (01/11/20)
	.542 (13-24)	Furman at VMI (01/01/20)
	.500 (11-22)	Mercer at VMI (01/25/20)
	.500 (9-18)	Western Carolina vs Mercer (01/11/20)
Free throws made	26	ETSU at UNC Greensboro (01/08/20)
	26	Western Carolina vs Mercer (01/11/20)
	25	Samford vs Mercer (01/18/20)
	22	Western Carolina at VMI (01/08/20)
	21	Western Carolina vs Chattanooga (12/03/19)
	21	Mercer at Western Carolina (01/11/20)
	21	Western Carolina vs ETSU (01/18/20)
	21	The Citadel at Chattanooga (01/22/20)
Free throw attempts	35	Western Carolina vs Mercer (01/11/20)
	33	ETSU at UNC Greensboro (01/08/20)
	31	ETSU vs VMI (01/11/20)
	31	Wofford vs The Citadel (01/11/20)
	31	Western Carolina vs ETSU (01/18/20)

Free throw percentage	1.000	(6-6)	Wofford at Samford (01/08/20)
	1.000	(5-5)	VMI vs Samford (01/04/20)
	1.000	(4-4)	Chattanooga vs Wofford (01/15/20)
	.917	(11-12)	UNC Greensboro at Samford (01/25/20)
	.909	(10-11)	VMI at UNC Greensboro (11/24/19)
	.909	(10-11)	VMI at ETSU (01/11/20)
Rebounds	47		Western Carolina at VMI (01/08/20)
	46		VMI vs The Citadel (01/18/20)
	45		ETSU at The Citadel (12/04/19)
	45		Chattanooga vs The Citadel (01/22/20)
	44		VMI vs Mercer (01/25/20)
Assists	30		Furman vs Samford (01/22/20)
	28		Chattanooga vs Samford (01/11/20)
	22		VMI vs Samford (01/04/20)
	22		VMI vs The Citadel (01/18/20)
	21		Western Carolina at The Citadel (01/04/20)
Steals	17		UNC Greensboro vs Mercer (01/01/20)
	17		UNC Greensboro at The Citadel (01/15/20)
	16		UNC Greensboro at Furman (01/11/20)
	13		ETSU at Furman (01/04/20)
	13		Furman at The Citadel (01/25/20)
Blocked shots	7		Mercer at Samford (01/18/20)
	6		UNC Greensboro vs VMI (11/24/19)
	6		Mercer vs Furman (12/20/19)
	6		ETSU vs Wofford (01/01/20)
	6		Samford at Chattanooga (01/11/20)
	6		Wofford vs The Citadel (01/11/20)
	6		The Citadel vs Furman (01/25/20)
	6		UNC Greensboro at Samford (01/25/20)
	6		Samford vs UNC Greensboro (01/25/20)
	6		Samford vs UNC Greensboro (01/25/20)
Turnovers	32		The Citadel vs UNC Greensboro (01/15/20)
	24		Mercer at UNC Greensboro (01/01/20)
	21		Samford at Furman (01/22/20)
	21		The Citadel vs Furman (01/25/20)
	19		Furman vs ETSU (01/04/20)
	19		Chattanooga at UNC Greensboro (01/18/20)
Fouls	28		UNC Greensboro vs ETSU (01/08/20)
	25		The Citadel at Samford (01/01/20)
	25		Mercer at Western Carolina (01/11/20)
	25		The Citadel at Wofford (01/11/20)
	24		Mercer at Samford (01/18/20)

2019-20 Southern Conference
Conference Individual Highs
Through games of Jan 28, 2020 (Conference games only)

INDIVIDUAL PLAYER GAME HIGHS

Points	40	Jordan Lyons (Furman) at VMI (01/01/20)
	34	Djordje Dimitrijevic (Mercer) at Western Carolina (01/11/20)
	32	Kaelon Harris (The Citadel) at Wofford (01/11/20)
	31	Mason Faulkner (Western Carolina) vs Chattanooga (12/03/19)
	31	Isaiah Miller (UNC Greensboro) vs Mercer (01/01/20)
Field goals made	13	Jeromy Rodriguez (ETSU) at The Citadel (12/04/19)
	13	Isaiah Miller (UNC Greensboro) vs Mercer (01/01/20)
	12	Mike Bothwell (Furman) at Chattanooga (01/08/20)
	12	Isaiah Miller (UNC Greensboro) vs Chattanooga (01/18/20)
	12	Bo Hodges (ETSU) vs Chattanooga (01/25/20)
Field goal attempts	25	Isaiah Miller (UNC Greensboro) vs Mercer (01/01/20)
	23	Isaiah Miller (UNC Greensboro) at Wofford (01/04/20)
	23	Isaiah Miller (UNC Greensboro) vs Chattanooga (01/18/20)
	20	Isaiah Miller (UNC Greensboro) vs VMI (11/24/19)
	20	Matt Ryan (Chattanooga) at Western Carolina (12/03/19)
	20	Isaiah Miller (UNC Greensboro) vs ETSU (01/08/20)
Field goal percentage	.909 (10-11)	Carlos Dotson (Western Carolina) vs Chattanooga (12/03/19)
	.867 (13-15)	Jeromy Rodriguez (ETSU) at The Citadel (12/04/19)
	.818 (9-11)	Jalen Dupree (Samford) at Furman (01/22/20)
	.750 (12-16)	Mike Bothwell (Furman) at Chattanooga (01/08/20)
	.733 (11-15)	Jordan Lyons (Furman) at VMI (01/01/20)
3-Pt FG made	10	Jordan Lyons (Furman) at VMI (01/01/20)
	8	Onno Steger (Western Carolina) at The Citadel (01/04/20)
	6	Travis Eevee (VMI) vs Samford (01/04/20)
	6	Matt Ryan (Chattanooga) vs Samford (01/11/20)
	6	Djordje Dimitrijevic (Mercer) vs VMI (01/15/20)
	6	Djordje Dimitrijevic (Mercer) at Samford (01/18/20)
	6	Isaiah Tisdale (ETSU) at Western Carolina (01/18/20)
	6	Jordan Lyons (Furman) vs Samford (01/22/20)
3-Pt FG attempts	13	Angelo Allegri (UNC Greensboro) at Wofford (01/04/20)
	12	Jordan Lyons (Furman) at VMI (01/01/20)
	12	Onno Steger (Western Carolina) at The Citadel (01/04/20)
	12	Jordan Lyons (Furman) vs Samford (01/22/20)
	12	Fletcher Abee (The Citadel) vs Furman (01/25/20)
3-Pt percentage	1.000 (5-5)	Stefan Kenic (Chattanooga) vs Samford (01/11/20)
	.857 (6-7)	Matt Ryan (Chattanooga) vs Samford (01/11/20)
	.833 (10-12)	Jordan Lyons (Furman) at VMI (01/01/20)
	.750 (6-8)	Djordje Dimitrijevic (Mercer) at Samford (01/18/20)
	.714 (5-7)	Kyrin Galloway (UNC Greensboro) vs VMI (11/24/19)
	.714 (5-7)	Onno Steger (Western Carolina) vs Wofford (01/25/20)
Free throws made	12	Mason Faulkner (Western Carolina) vs Chattanooga (12/03/19)
	12	Djordje Dimitrijevic (Mercer) at Western Carolina (01/11/20)
	10	Mason Faulkner (Western Carolina) vs Mercer (01/11/20)
	10	Nathan Hoover (Wofford) at Western Carolina (01/25/20)
	9	Garrett Gilkeson (VMI) vs Western Carolina (01/08/20)
	9	Nathan Hoover (Wofford) vs The Citadel (01/11/20)
	9	Garrett Gilkeson (VMI) vs The Citadel (01/18/20)
	9	Josh Sharkey (Samford) at Furman (01/22/20)
	9	Brandon Austin (Samford) vs UNC Greensboro (01/25/20)
Free throw attempts	16	Mason Faulkner (Western Carolina) vs Chattanooga (12/03/19)
	15	Noah Gurley (Furman) vs UNC Greensboro (01/11/20)
	14	Djordje Dimitrijevic (Mercer) at Western Carolina (01/11/20)
	12	Josh Sharkey (Samford) at VMI (01/04/20)
	12	Mason Faulkner (Western Carolina) vs Mercer (01/11/20)
	12	Garrett Gilkeson (VMI) vs The Citadel (01/18/20)

	12	Josh Sharkey (Samford) at Furman (01/22/20)
Free throw percentage	1.000 (10-10)	Nathan Hoover (Wofford) at Western Carolina (01/25/20)
	1.000 (9-9)	Garrett Gilkeson (VMI) vs Western Carolina (01/08/20)
	1.000 (9-9)	Nathan Hoover (Wofford) vs The Citadel (01/11/20)
	1.000 (8-8)	Jordan Lyons (Furman) at VMI (01/01/20)
	1.000 (8-8)	Eddie Davis III (The Citadel) at VMI (01/18/20)
Rebounds	16	Jeromy Rodriguez (ETSU) at The Citadel (12/04/19)
	14	Jalen Dupree (Samford) vs Wofford (01/08/20)
	13	Carlos Dotson (Western Carolina) at VMI (01/08/20)
	13	Maciej Bender (Mercer) at Western Carolina (01/11/20)
	13	Ethan Stair (Mercer) vs Western Carolina (01/22/20)
Assists	10	Djordje Dimitrijevic (Mercer) vs Furman (12/20/19)
	10	Mason Faulkner (Western Carolina) at The Citadel (01/04/20)
	10	Josh Sharkey (Samford) at VMI (01/04/20)
	10	Mason Faulkner (Western Carolina) at Furman (01/15/20)
	9	Isaiah Miller (UNC Greensboro) at Wofford (01/04/20)
	9	Mason Faulkner (Western Carolina) at VMI (01/08/20)
	9	Greg Parham (VMI) vs The Citadel (01/18/20)
	9	Josh Sharkey (Samford) at Furman (01/22/20)
Steals	9	Isaiah Miller (UNC Greensboro) vs Mercer (01/01/20)
	6	Isaiah Miller (UNC Greensboro) at Furman (01/11/20)
	5	Sean Conway (VMI) vs Furman (01/01/20)
	5	Josh Sharkey (Samford) at Chattanooga (01/11/20)
	5	Bo Hodges (ETSU) vs Chattanooga (01/25/20)
Blocked shots	4	Maciej Bender (Mercer) vs Furman (12/20/19)
	4	Chevez Goodwin (Wofford) vs The Citadel (01/11/20)
	3	James Dickey (UNC Greensboro) vs VMI (11/24/19)
	3	Lucas N'Guessan (ETSU) vs Wofford (01/01/20)
	3	Eddie Davis III (The Citadel) at Samford (01/01/20)
	3	Jalen Slawson (Furman) vs ETSU (01/04/20)
	3	Lucas N'Guessan (ETSU) at UNC Greensboro (01/08/20)
	3	Clay Mounce (Furman) at Chattanooga (01/08/20)
	3	Robert Allen (Samford) at Chattanooga (01/11/20)
	3	Maciej Bender (Mercer) at Western Carolina (01/11/20)
	3	Maciej Bender (Mercer) at Samford (01/18/20)
	3	Jalen Dupree (Samford) at Furman (01/22/20)
	3	Jalen Slawson (Furman) vs Samford (01/22/20)
	3	Justin Brown (Chattanooga) vs The Citadel (01/22/20)
	3	Kyrin Galloway (UNC Greensboro) at Samford (01/25/20)
	3	Robert Allen (Samford) vs UNC Greensboro (01/25/20)
	3	Maciej Bender (Mercer) at VMI (01/25/20)
Turnovers	9	Josh Sharkey (Samford) vs UNC Greensboro (01/25/20)
	8	Josh Sharkey (Samford) vs The Citadel (01/01/20)
	8	Josh Sharkey (Samford) at Furman (01/22/20)
	7	Mason Faulkner (Western Carolina) at VMI (01/08/20)
	7	Tyson Batiste (The Citadel) vs UNC Greensboro (01/15/20)
	7	Josh Sharkey (Samford) at ETSU (01/15/20)