



SOCCON

2025

SOFTBALL

RECORD BOOK

IT'S ALL HERE.



COMPOSITE RECORDS

(Since 1994) School	Conference Games			All Games			Regular Season Finishes						YR
	Won	Lost	Pct.	Won	Lost	Pct.	1st	2nd	3rd	4th	5th	6th-9th	
ETSU	96	164	.369	286	454-2	.385	0	0	1	2	4	7	'01 [^]
Furman	238	305	.438	732	968	.431	3	4	4	6	3	10	'94
Mercer	78	82	.488	239	283	.458	0	1	1	4	2	1	'15
UNCG*	260	243	.517	819	717	.533	6	3	2	4	4	7	'98
Samford+	152	147	.508	363	468	.437	1	4	1	2	1	6	'09
Chattanooga	360	174	.674	1,059	692	.605	15	4	5	2	0	4	'94
Western Carolina	131	227	.366	388	597	.394	1	1	1	2	1	12	'06
Wofford	11	10	.524	23	24	.489	0	0	0	1	0	0	'24

YR = First year of competition in SoCon

* later vacated all 79 wins (31 SoCon wins) from 2009-11

[^] ETSU did not compete in the SoCon from 2006-14

+ later vacated 24 wins (11 SoCon wins) from 2011-13

Former members

School	Won	Lost	Pct.	Won	Lost	Pct.	1st	2nd	3rd	4th	5th	6th-9th	Years
Georgia Southern	238	154	.601	618	606	.491	3	4	11	3	0	0	1994-14
College of Charleston	179	135	.570	493	389	.559	2	4	3	3	0	3	1999-13
Elon	106	133	.459	295	306	.494	0	1	1	2	2	5	2004-14
Appalachian State	126	164	.441	296	454	.396	1	2	1	0	2	8	2001-14
Marshall	15	25	.375	119	99	.546	0	1	1	2	0	0	1994-97
UNC Wilmington	26	52	.333	86	146	.371	0	0	0	0	1	3	2000-03

ANNUAL CHAMPIONS

Year	Champion	Head coach	Runner-up	Tournament site	Regular-season champion
1994	Furman	Alleen Berkey	Georgia Southern	Greenville, S.C.	Furman
1995	Marshall	Louie Berndt	Furman	Greenville, S.C.	Furman, Chattanooga
1996	Chattanooga	Ralph Weekly	Georgia Southern	Statesboro, Ga.	Georgia Southern
1997	Chattanooga	Ralph Weekly	Furman	Huntington, W.Va.	Chattanooga
1998	Chattanooga	Ralph Weekly	Georgia Southern	Chattanooga, Tenn.	Chattanooga
1999	Georgia Southern	Kelley Kirkland	Chattanooga	Charleston, S.C.	Chattanooga
2000	Chattanooga	Karen Weekly	Furman	Greensboro, N.C.	Chattanooga
2001	Chattanooga	Karen Weekly	Furman	Chattanooga, Tenn.	Chattanooga
2002	Chattanooga	Frank Reed	Furman	Chattanooga, Tenn.	Chattanooga
2003	Chattanooga	Frank Reed	ETSU	Chattanooga, Tenn.	College of Charleston
2004	Chattanooga	Frank Reed	College of Charleston	Chattanooga, Tenn.	Chattanooga
2005	College of Charleston	Chandelle Schulte	Chattanooga	Charleston, S.C.	College of Charleston
2006	Georgia Southern	Natalie Poole	Furman	Chattanooga, Tenn.	Western Carolina
2007	Furman	Dana Jenkins	Georgia Southern	Greensboro, N.C.	Chattanooga
2008	Chattanooga	Frank Reed	Georgia Southern	Mt. Pleasant, S.C.	Chattanooga
2009	Chattanooga	Frank Reed	Georgia Southern	Chattanooga, Tenn.	Chattanooga
2010	Elon	Patti Raduenz	UNCG	Chattanooga, Tenn.	Chattanooga
2011	Chattanooga	Frank Reed	College of Charleston	Statesboro, Ga.	Chattanooga
2012	Georgia Southern	Annie Smith	College of Charleston	Boone, N.C.	Georgia Southern
2013	Georgia Southern	Annie Smith	UNCG	Greensboro, N.C.	Appalachian State
2014	Chattanooga	Frank Reed	UNCG	Greensboro, N.C.	Georgia Southern
2015	Chattanooga	Frank Reed	Mercer	Chattanooga, Tenn.	Chattanooga
2016	Samford	Mandy Burford	Furman	Greensboro, N.C.	Samford
2017	ETSU	Brad Irwin	Samford	Chattanooga, Tenn.	UNCG, Furman
2018	UNCG	Janelle Breneman	ETSU	Greensboro, N.C.	UNCG
2019	Chattanooga	Frank Reed	UNCG	Chattanooga, Tenn.	UNCG
2020	*The 2020 season was halted in March due to the COVID-19 pandemic.				
2021	UNCG	Janelle Breneman	Western Carolina	Greensboro, N.C.	UNCG
2022	Chattanooga	Frank Reed	UNCG	Greensboro, N.C.	UNCG
2023	UNCG	Janelle Breneman	Samford	Chattanooga, Tenn.	UNCG
2024	Chattanooga	Frank Reed	UNCG	Greensboro, N.C.	Chattanooga

INDIVIDUAL HONORS

Player of the Year			Pitcher of the Year		
Year	Player	School	Year	Player	School
1994	Cathy Frohnheiser	Furman	1994	Kim Currier	Furman
1995	Julie Glasser	Furman	1995	Amy Jakubowski	Furman
1996	Julie Glasser	Furman	1996	Vanessa Fawcett	Georgia Southern
1997	Julie Glasser	Furman	1997	J.D. Staton	Chattanooga
1998	Lara Long	UNCG	1998	Amy Robertson	Chattanooga
1999	Allison DeVries	Chattanooga	1999	Talya Trudell	Chattanooga
2000	Leigh Irwin	UNCG	2000	Chrissy Hacker	Furman
2001	Angela Brewer	Chattanooga	2001	Beth Alexander	Chattanooga
2002	Penny Thompson	UNCG	2002	Beth Alexander	Chattanooga
2003	Jennifer Hubbard	UNCG	2003	Rachael Stern	College of Charleston
2004	Melissa Ramirez	Chattanooga	2004	Lacey Swarthout	Chattanooga
2005	Janine Sprague	ETSU	2005	Lacey Swarthout	Chattanooga
2006	Shanita Black	Georgia Southern	2006	Mendy McKenzie	Western Carolina
2007	Jennifer Golden	College of Charleston	2007	Brooke Loudermilk	Chattanooga
2008	Robyne Siliga	Georgia Southern	2008	Brooke Loudermilk	Chattanooga
2009	Kristie Shifflett	College of Charleston	2009	Brianna Streetmon	Georgia Southern
2010	Nina Iduate	Georgia Southern	2010	Brianna Streetmon	Georgia Southern
2011	Michelle Fuzzard	Chattanooga	2011	Alexa Datko	College of Charleston
2012	Michelle Fuzzard	Chattanooga	2012	Sarah Purvis	Georgia Southern
2013	Allie Cashion	Appalachian State	2013	Sarah Purvis	Georgia Southern
2014	Katelyn Bedwell	UNCG	2014	Sarah Purvis	Georgia Southern
2015	Sieara Bishop	Furman	2015	Kirsten Stevens	Mercer
2016	Megan Dowdy	Samford	2016	Mollie Hanson	Samford
2017	Danielle Knoetze	ETSU	2017	Lindsey Bert	Furman
2018	Shelby Maze	Samford	2018	Lindsey Bert	Furman
2019	Marissa Guimbarda	Furman	2019	Celie Hudson	Chattanooga
2020	No awards issued		2020	No awards issued	
2021	Bailey Huneycutt	Western Carolina	2021	Morgan Scott	UNCG
2022	Mary Katherine Tedder	Samford	2022	Morgan Scott	UNCG
2023	Riley Ludlam	Furman	2023	McKenzie Newcomb	Samford
2024	Brooklynn Maxwell	UNCG	2024	Peja Goold	Chattanooga

Coach of the Year			Freshman of the Year		
Year	Coach	School	Year	Player	School
1994	Alleen Berkey	Furman	1994	Brandi Northrup	Marshall
1995	Alleen Berkey	Furman	1995	Stefanie Cook	Marshall
1996	Kelley Kirkland	Georgia Southern	1996	McCaine Lowder	Georgia Southern
1997	Louie Berndt	Marshall	1997	Dawn Matoy	Marshall
1998	Ralph Weekly	Chattanooga	1998	Megan Luring	Chattanooga
1999	Karen Weekly	Chattanooga	1999	Beth Alexander	Chattanooga
2000	Bonnie Flynn	Furman	2000	Angela Brewer	Chattanooga
2001	Karen Weekly	Chattanooga	2001	Amanda Cone	College of Charleston
2002	Bonnie Flynn	Furman	2002	Crystal Crews	Georgia Southern
	Natalie Poole	Georgia Southern	2003	Jennifer Reed	Chattanooga
2003	Chandelle Schulte	College of Charleston	2004	Maria Laurato	Georgia Southern
2004	Frank Reed	Chattanooga	2005	Robyne Siliga	Georgia Southern
2005	Chandelle Schulte	College of Charleston	2006	Jenny Jackson	Western Carolina
2006	Megan Smith	Western Carolina	2007	Brooke Loudermilk	Chattanooga
2007	Shelly Hoerner	College of Charleston	2008	Michelle Fuzzard	Chattanooga
2008	Frank Reed	Chattanooga	2009	Marie Fogle	Georgia Southern
2009	Frank Reed	Chattanooga	2010	Tomeka Watson	Elon
2010	Frank Reed	Chattanooga	2011	Allie Miles	Georgia Southern
2011	Frank Reed	Chattanooga	2012	Sarah Warnock	Appalachian State
2012	Annie Smith	Georgia Southern	2013	Lindsay Thomas	UNCG
2013	Shae Wesley	Appalachian State	2014	Taylor Rogers	Georgia Southern
2014	Annie Smith	Georgia Southern	2015	Shelby Maze	Samford
2015	Frank Reed	Chattanooga	2016	Stephanie Bryden	UNCG
2016	Mandy Burford	Samford	2017	Casey Bigham	Furman
2017	Kyle Jameison	Furman	2018	Micayla Rood	Mercer
2018	Janelle Breneman	UNCG	2019	Emily Coltharp	Chattanooga
2019	Janelle Breneman	UNCG	2020	No awards issued	
2020	No awards issued		2021	Morgan Scott	UNCG
2021	Jim Clift	Western Carolina	2022	McKenzie Newcomb	Samford
2022	Janelle Breneman	UNCG	2023	Kiley Perry	Furman
2023	Janelle Breneman	UNCG	2024	Olivia Shaw	Samford
2024	Chelsea Butler	Wofford		Lily Bell	Western Carolina

ALL-CONFERENCE TEAMS

1994

P Kim Currier, FUR
C Julie Glasser, FUR
1B April Miller, UTC
2B Karen Petit, GSU
SS Carrie Hinkle, MAR
3B Cathy Frohnheiser, FUR
OF Amy Jakubowski, FUR
OF Jeanne Noble, MAR
OF Melissa Williams, GSU
DP Brandi Northrup, MAR

1995

P Amy Jakubowski, FUR
C Julie Glasser, FUR
1B Margaret Roddy, UTC
2B Jennifer Swanson, UTC
SS Stefanie Cook, MAR
3B Erika Norris, UTC
OF Jeanne Noble, MAR
OF Carrie Hinkle, MAR
OF Debbie Hensley, GSU
DP Sheri Russo, GSU

1996

P Vanessa Fawcett, GSU
C Julie Glasser, FUR
1B Sheri Russo, GSU
2B Stefanie Cook, MAR
SS Carrie Hinkle, MAR
3B Keri Meigs, UTC
OF Tonya Whitted, GSU
OF Denise Posey, UTC
OF Jamie Rausch, FUR
DP Jessica Brown, UTC

1997

P J.D. Staton, UTC
P Cristy Waring, MAR
C McCaine Lowder, GSU
1B Allison DeVries, UTC
2B Stefanie Cook, MAR
2B Ashley Flemming, GSU
SS Julie Glasser, FUR
CF Denise Posey, UTC
OF Carrie Hinkle, MAR
OF Cari Williams, FUR

1998

P Amy Robertson, UTC
C Jill Quilla, UNCG
1B Allison DeVries, UTC
2B Lara Long, UNCG
SS Danielle Toole, GSU
3B Kami Tucker, UTC
OF Kari Meigs, UTC
OF Danielle Sekula, UNCG
OF Jennifer Harris, GSU
DP Megan Luring, UTC

1999

P Talya Trudell, UTC
P Jennifer Miller, GSU
C Judy Baker, FUR
1B Allison DeVries, UTC
2B Ashley Flemming, GSU
SS Leah Tucker, UTC
3B Liz Card, UTC
OF Keri Meigs, UTC
OF Jaclyn Kaylor, GSU
OF Kay Brittain, FUR
OF Brooke Fuller, CofC
DP Megan Luring, UTC

2000

P Aimee Littlejohn, GSU
P Chrissy Hacker, FUR
C Jacklyn Mariner, CofC
1B Angela Brewer, UTC
2B Kristy Norton, UNCG
3B Joy Stogner, UNCG
OF Jennifer Harris, GSU
OF Leigh Irwin, UNCG
OF Kay Brittain, FUR
DP Penny Thompson, UNCG

2001

First Team
P Beth Alexander, UTC
P Tayla Trudell, UTC
1B Angela Brewer, UTC
2B Dana Reed, UTC
3B Penny Thompson, UNCG
SS Leah Tucker, UTC
C Jaci Welsh, UTC
OF Julie Peel, GSU
OF Kay Brittain, FUR
OF Leigh Irwin, UNCG
DP Tiffany Lindemann, UNCW

Second Team

P Chrissy Hacker, FUR
P Janice Savage, GSU
1B Maggie Johnson, UNCW
2B Amber Joyner, APP
3B Amanda Cone, CofC
SS Audry White, UNCW
C Lauren Mattox, UNCW
OF Kelly Jack, FUR
OF Brooke Fuller, CofC
OF Amber Handy, APP
DP Martha McCall, CofC

2002

First Team
P Beth Alexander, UTC
P Awbrey Winckler, UTC
1B Jada Pescatore, UTC
2B Brooke Flowers, CofC
3B Penny Thompson, UNCG
SS Jill Crawford, UTC
C Lauren Mattox, UNCW
OF Amanda Cone, CofC
OF Paige Cochran, UTC
OF Jessica Matthews, FUR
DP Crystal Crews, GSU

Second Team

P Aimee Littlejohn, GSU
P Crystal Crews, GSU
1B Lael Rorie, APP
2B Stacie Cooper, GSU
3B Melissa Ramirez, UTC
SS Kelly Blazi, GSU
C Christine Sweeney, UNCG
OF Danielle Spetar, ETSU
OF Amber Handy, APP
OF LeKerah Barr, FUR
DP Melissa Creager, CofC

2003

First Team
P Rachael Stern, CofC
P Amber Watson, UNCG
C Jennifer Reed, UTC
1B Meagen Johnson, FUR
2B Brooke Flowers, CofC
3B Jessica Shwartzkopf, CofC
SS Jennifer Hubbard, UNCG
OF Amanada Cone, CofC
OF Janine Sprague, ETSU
OF LaKerah Barr, FUR
DP Penny Thompson, UNCG

Second Team

P Awbrey Winckler, UTC
P Tiffany McVay, ETSU
C Jessica Longsinger, ETSU
1B Lael Rorie, APP
2B Jennifer Aguilar, UNCG
3B Melissa Ramirez, UTC
SS Jacquie Rothey, CofC
OF Keyta Lawson, CofC
OF Danielle Spetar, ETSU
OF Tiffany Lindemann, UNCW
DP Melissa Creager, CofC

2004

First Team
P Lacey Swarouth, UTC
P Cary Moore, GSU
C Jessica Matthews, FUR
1B Jenny Gustin, Elon
2B Joni Gomez, UNCG
SS Jennifer Hubbard, UNCG
3B Melissa Ramirez, UTC
OF Amanda Cone, CofC
OF LaKerah Barr, FUR
OF Jessica Swearengin, Elon
DP Jamie Dupont, Elon
UT Bridgette Loudermilk, CofC

Second Team

P Rachael Stern, CofC
P Rachel Henley, FUR
C Sarah Gough, APP
1B Jennifer Bonilla, UNCG
2B Brooke Flowers, CofC
SS Mary Beth Hazelwood, ETSU
3B Maria Laurato, GSU
OF Shanita Black, GSU
OF Janine Sprague, ETSU
OF Dani Concepcion, Elon
DP Kristyn Hurt, APP
UT Megan Borggaard, Elon

2005

First Team
P Lacey Swarouth, UTC
P Rachael Stern, CofC
C Jayme Durand, CofC
1B Jennifer Bonilla, UNCG
2B Brittany Whittier, UTC
SS Jessica Lyness, CofC
3B Lindsay Glover, APP
OF Janine Sprague, ETSU
OF Leshe' Russell, CofC
OF Dani Concepcion, Elon
OF Shanita Black, GSU
DP Ashleigh Bull, UTC
UT Debbie Zeigler, Elon

Second Team

P Courtney Jenkins, ETSU
P Logan Free, GSU
C Kelly Allen, UNCG
1B Renee Francis, CofC
2B Bridget Loudermilk, CofC
SS Maria Laurato, GSU
3B Berni Martinez, CofC
OF Megan Borggaard, Elon
OF Aurora Johnson, GSU
OF Krista Judge, UNCG
DP Kristyn Hurt, APP
UT Megan Jaudon, FUR

2006

First Team
P Mendy McKenzie, WCU
P Melissa Laliberte, GSU
1B Heather Smith, GSU
2B Paige Goss, Elon
3B Lindsay Glover, APP
SS Heather Pritchard, WCU
C Allyson McCubbins, WCU
OF Jess Mathis, FUR
OF Shanita Black, GSU
OF Ashley Adams, WCU
DP Shannon Howard, CofC
UT Jenny Jackson, WCU

Second Team

P Yancy Moore, APP
P Logan Free, GSU
1B Jennifer Bonilla, UNCG
2B Gina Sterchi, GSU
3B Izmena Cabrera, CofC
SS Kasey Motsinger, APP
C Jayme Durand, CofC
OF Jennifer Golden, CofC
OF Amber Kiser, FUR
OF Jeannie Cochran, UTC
DP Savannah Filley, WCU
UT Ashleigh Bull, UTC

2007

First Team
P Terri Mesko, CofC
P Brooke Loudermilk, UTC
C Kristyn Hurt, APP
1B Jennifer Golden, CofC
2B Paige Goss, Elon
3B Stephanie Beatty, WCU
SS Tia Blosser, UTC
SS Tracey Dahlen, Elon
OF Izmena Cabrera, CofC
OF Jeannie Cochran, UTC
OF Mary Greenway, UNCG
DP Shannon Howard, CofC
UT Mollie Fowler, WCU

Second Team

P Ashley Frizzell, UTC
P Melissa Laliberte, GSU
C Megan Jaudon, FUR
1B Alyssa Edwards, UTC
2B Brittany Gaston, APP
3B Kristie Shifflett, CofC
SS Adriane Audley, UNCG
OF Danielle Peters, APP
OF Amber Kiser, FUR
OF Nikki Bost, WCU
DP Laci Upchurch, UTC
UT Tara Tembey, UTC

ALL-CONFERENCE TEAMS

<p>2008 <i>First Team</i> P Brooke Loudermilk, UTC P Melissa Laliberte, GSU C Katie Boyd, APP 1B Michelle Fuzzard, UTC 2B Nina Iduate, GSU SS Tracey Dahlen, Elon SS Tara Tembey, UTC 3B Robyne Siliga, GSU OF Mary Greenway, UNCG OF Laci Upchurch, UTC OF Lindsey Hopkins, GSU DP Shannon Howard, CofC UT Jamie Swank, WCU</p> <p><i>Second Team</i> P Shannon Howard, CofC P Megen Smith, GSU C Jenny Side, GSU 1B Brythe Blankenship, FUR 2B Jackie Gonzalez, Elon 2B Brittany Gaston, APP SS Amanda Hall, GSU 3B Kristie Shifflett, CofC OF Tiffany Harmon, CofC OF Lyndsey Stiles, UTC OF Michelle Beasley, GSU DP Melanie Helterbran, Elon UT Katie Nutaitis, CofC</p> <p>2009 <i>First Team</i> P Brianna Streetmon, GSU P Kayla Richardson, APP C Abby Robertson, FUR 1B Michelle Fuzzard, UTC 2B Tiffany Baker, UTC SS Nina Iduate, GSU 3B Kristie Shifflett, CofC OF Lyndsey Stiles, UTC OF Katie Forbes, CofC OF Marie Fogle, GSU DP Mollie Fowler, WCU UT Megen Smith, GSU</p> <p><i>Second Team</i> P Michelle Fuzzard, UTC P Lana Mackey, FUR C Michelle Lighton, APP C Brittany Eason, UTC 1B Sam Russo, GSU 2B Amber Shifflett, CofC SS Kaitlin Merkt, UNCG 3B Katie Boyd, APP OF Kaiti Kelley, UTC OF Amanda Hall, GSU OF Stephanie Field, FUR DP Shannon Howard, CofC UT Robyn Harmon, SAM</p> <p>2010 <i>First Team</i> P Lana Mackey, FUR P Brianna Streetmon, GSU C Kaitlyn Piazzolla, Elon 1B Alex Emeterio, UNCG 2B Tia Blosser, UTC SS Nina Iduate, GSU 3B Tiffany Baker, UTC OF Stephanie Field, FUR OF Emerald Graham, Elon OF Lyndsey Stiles, UTC DP Kristie Shifflett, CofC UT Megen Smith, GSU</p>	<p><i>Second Team</i> P Amber Harrell, UNCG P Kandice Irwin, UTC C Michelle Lighton, APP 1B Kelley Dillon, CofC 2B Amber Shifflett, CofC SS Megan Rembielak, APP 3B Katie Boyd, APP OF Tomeka Watson, Elon OF Sarah Rappe, APP OF Amanda Lonergan, CofC DP Eileen Horsmon, UNCG UT Alex Adams, SAM UT Ashlee Crewe, Elon</p> <p>2011 <i>First Team</i> P Alexa Datko, CofC P Kandice Irwin, UTC C Vivian Morimoto, UTC 1B Alex Emeterio, UNCG 2B Morgan Hughey, FUR SS Jessie Homesly, FUR 3B Tiffany Baker, UTC OF Allie Cashion, APP OF Marie Fogle, GSU OF Lyndsey Stiles, UTC DP Michelle Fuzzard, UTC UT Meghan Smith, APP</p> <p><i>Second Team</i> P Hannah Dow, APP P Allie Miles, GSU C Kaitlyn Piazzolla, Elon 1B Kasey Tydingco, UTC 2B Sara Poteat, UTC SS Kaitlin Merkt, UNCG 3B Katie Boyd, APP OF Tomeka Watson, Elon OF Carleigh Nester, Elon OF Carly Corthell, CofC DP Eileen Horsmon, UNCG UT Megen Smith, GSU</p> <p>2012 <i>First Team</i> P Stephanie Saylor, CofC P Sarah Purvis, GSU C Vivian Morimoto, UTC 1B Kasey Tydingco, UTC 2B Sara Poteat, UTC SS Megan Rembielak, APP 3B Jessie Homesley, FUR OF Allie Cashion, APP OF Marie Fogle, GSU OF Erin Foster, WCU DP Michelle Fuzzard, UTC UT Sarah Warnock, APP</p> <p><i>Second Team</i> P Hope Klicker, CofC P Taylor Deason, UTC C Michelle Lighton, APP 1B Amanda Lonergan, CofC 2B Hanna Ennis, GSU SS Jessica Traxler, UTC 3B Sarah Beth Roberts, UTC OF Tomeka Watson, Elon OF Stephanie Rieck, UTC OF Cheyenne Willis, UTC DP Katelyn Bedwell, UNCG UT Lauren Collier, FUR</p>	<p>2013 <i>First Team</i> P Hope Klicker, CofC P Sarah Purvis, GSU C Lindsay Thomas, UNCG 1B Chandler Frisbie, CofC 2B Ashton Jarrett, CofC SS Kourtney Thomas, GSU 3B Kelsey Hodgson, CofC OF Allie Cashion, APP OF Tomeka Watson, Elon OF Carleigh Nester, Elon DP Katelyn Bedwell, UNCG UT Lauren Collier, FUR</p> <p><i>Second Team</i> P Stephanie Saylor, CofC P Lauren Collier, FUR P Raeanne Hanks, UNCG C Sarah Warnock, APP 1B Eileen Horsmon, UNCG 2B Sara Poteat, UTC SS Heather Robb, UNCG 3B Sarah Beth Roberts, UTC OF Allison Geiner, UNCG OF Tatiana Alcalá, UNCG OF Sam Taylor, UTC DP Shelby Morrill, GSU UT Aisha Figueroa, UNCG</p> <p>2014 <i>First Team</i> P Sarah Purvis, GSU P Mollie Hanson, SAM C Lindsay Thomas, UNCG 1B Katelyn Bedwell, UNCG 2B Cynthia Gomez, APP 3B Callie Brister, SAM SS Kourtney Thomas, GSU OF Dani Heichen, APP OF Megan Dowdy, SAM OF Carleigh Nester, Elon DP Taylor Rogers, GSU UT Nicole Thomas, UNCG</p> <p><i>Second Team</i> P Lauren Collier, FUR P Katie Henderson, UTC C Sarah Warnock, APP 1B Lindsay Loudermilk, APP 1B Morgan Robinson, GSU 2B Dominique Madruga, UNCG 3B Sarah Beth Roberts, UTC 3B Kara Salvo, WCU SS Abby Adams, SAM OF Alaina Hall, Elon OF Nikki Legg, FUR OF Courtney Price, WCU DP Elise Smith, FUR UT Caroline Wilder, SAM</p> <p>2015 <i>First Team</i> P Lindsey Bert, FUR P Kirsten Stevens, MER C Lindsay Thomas, UNCG 1B Tory Wright, UNCG 2B Cricket Blanco, UTC 3B Sarah Beth Roberts, UTC SS Seara Bishop, FUR OF Taylor Miller, MER OF Megan Dowdy, SAM OF Nicole Osterman, UTC DP Caroline Wilder, SAM UT Nicole Thomas, UNCG</p>	<p><i>Second Team</i> P Mollie Hanson, SAM P Jordan Garrett, WCU C Abby Sweeney, SAM 1B Caroline Taylor, MER 2B Taylor Jenkins, FUR 3B Danielle Vega, UNCG SS Abby Adams, SAM SS J.J. Hamill, UTC OF Ambree Muller, FUR OF Riley Carter, MER OF Allison Geiner, UNCG DP Elise Smith, FUR UT Lindsey Bert, FUR</p> <p>2016 <i>First Team</i> P Mollie Hanson, SAM P Taylor Sigmon, WCU C Lindsay Thomas, UNCG 1B AnnaRose Borrelli, FUR 2B Crystal Cyr, WCU 3B Callie Brister, SAM SS Seara Bishop, FUR OF Candace Johnson, FUR OF Taylor Miller, MER OF Megan Dowdy, SAM DP Nicole Thomas, UNCG UT Taylor Rodgers, MER</p> <p><i>Second Team</i> P Lindsey Bert, FUR P Alicia Bazonski, UNCG C Natalie Shiver, MER 1B Caitlin Bice, SAM 2B Abbie Miranda, SAM 2B Cricket Blanco, UTC 3B Danielle Vega, UNCG SS Lexie Higgins, SAM SS Karley Harkey, WCU OF Allison Geiner, UNCG OF Shelby Maze, SAM OF Sam Taylor, UTC DP Jordan Fortel, UTC UT Lindsey Bert, FUR UT Amanda Beltran, UTC</p> <p>2017 <i>First Team</i> P Lindsey Bert, FUR P Megan Bilgri, MER C Abby Sweeney, SAM 1B Marisa Sholtzes, UNCG 2B Casey Bigham, FUR 3B Gabrielle Cubbage, UNCG SS Brittany Houston, FUR OF Danielle Knoetze, ETSU OF Meghan Rud, MER OF Shelby Maze, SAM DP Emma Sturdivant, UTC UT Madison Couch, SAM</p> <p><i>Second Team</i> P Stella Preston, MER P Alicia Bazonski, UNCG C Madison Armstrong, WCU 1B Taylor Carter, ETSU 2B Jasmine Palmer, UNCG 3B Quirisa Mauga, MER SS Rachael McClaskey, UNCG OF Tiffany Laughren, ETSU OF Taylor Miller, Mercer OF Hunter Gibbons, WCU DP Elise Smith, FUR UT Katy Richardson, UTC</p>
--	---	--	--

ALL-CONFERENCE TEAMS

2018

First team

P Lindsey Bert, FUR
P Alicia Bazonski, UNCG
C Megan Lane, MER
1B Marisa Sholtes, UNCG
***2B** Casey Bigham, FUR
***2B** Jasmine Palmer, UNCG
3B Gabrielle Cabbage, UNCG
SS Brook Womack, UTC
OF Meghan Rud, MER
OF Shelby Maze, SAM
OF Aly Walker, UTC
DP Micayla Rood, MER
UT Emily DeMonte, FUR
**tie*

Second team

P Stella Preston, MER
P Stephanie Bryden, UNCG
C Madison Armstrong, WCU
1B AnnaRose Borrelli, FUR
2B Ashley Conner, UTC
3B Hannah Reynolds, FUR
SS Ashlyn Barnes, SAM
OF Vanessa Elliott, ETSU
OF Makenna Matthijs, UNCG
OF Hunter Gibbons, WCU
DP Taylor Wright, ETSU
UT J.J. Hamill, UTC

2019

First team

P Stephanie Bryden, UNCG
P Celie Hudson, UTC
C Delaney Cumbie, UNCG
1B Emma Sturdivant, UTC
2B Danielle Castleberry, MER
3B Nikki Grupp, ETSU
SS Emily Coltharp, UTC
OF Cammy Pereira, FUR
OF Shailla Warren, MER
OF Hunter Gibbons, WCU
DP Marissa Guimbarda, FUR
UT Julia Fritz, ETSU

Second team

P Emily DeMonte, FUR
P Bailey Pattison, MER
P* Mariah Ramirez, UTC
C Amanda Beltran, UTC
1B Marisa Sholtes, UNCG
2B Whitney Hinton, SAM
3B Gabi Howard, UNCG
SS Ashlyn Long, WCU
OF Kelly Warren, ETSU
OF Micayla Rood, MER
OF Hayleigh Weissenbach, UTC
DP Aly Walker, UTC
UT Morgan Kazerooni, UTC
**tie*

2020

*no awards were issued as the season was cut short due to the CoVID-19 pandemic.

2021

First team

P Morgan Scott, UNCG
P Jayme Eilers, WCU
C Kailey McNeil, WCU
IF Mackense Greico, FUR
IF Danielle Castleberry, MER
IF Whitney Hinton, SAM
IF Bailey Huneycutt, WCU
OF Micayla Roos, MER
OF Makenna Matthijs, UNCG
OF Hayleigh Weissenbach, UTC
DP Kayleigh Willis, UNCG

Second team

P Kelly Schmidt, ETSU
P Ashlyn Donner, MER
C Kylie Toler, ETSU
IF Maycin Brown, UNCG
IF Jasmine Palmer, SAM
IF Timberlyn Shurbutt, SAM
OF Emily Coltharp, UTC
OF Allie Jones, MER
OF Amanda Briskin, SAM
OF Ryan Brzozoski, SAM
DP Riley Ludlam, FUR

2022

First team

P Morgan Scott, UNCG
P McKenzie Newcomb, SAM
C Riley Ludham, FUR
C Delaney Cumbie, UNCG
IF Maycin Brown, UNCG
IF Mary Katherine Tedder, SAM
IF Emily Coltharp, UTC
IF Bailey Huneycutt, WCU
OF Rebeca Laudino, MER
OF Grace Loftin, UNCG
OF Makenna Matthijs, UNCG
DP Reagan Armour, UTC
UT/P Savannah Rice, WCU

Second team

P Sierra Tufts, FUR
P Jordyn Partain, SAM
C Tori Ash, MER
IF Cameron Young, ETSU
IF Diamond Williams, MER
IF Samantha Lagrama, UNCG
IF Timberlyn Shurbutt, SAM
IF Myra Twitty, WCU
OF Andrea Sarhatt, ETSU
OF Kelly Warren, ETSU
OF Ashlee Lykins, FUR
OF McKayla Cothran, SAM
OF Brooklynn Brewington, WCU
DP Jordan Gontram, UNCG

2023

First team

P – Rhyann Jones, UNCG
P – McKenzie Newcomb, Samford
C – Riley Ludlam, Furman
INF – Kiley Perry, Furman
INF – Brooklynn Maxwell, UNCG
INF – Brooklynn Brewington, WCU
INF – Bailey Huneycutt, WCU
OF – Ashlee Lykins, Furman
OF – Grace Loftin, UNCG
OF – Addy Keylon, Chattanooga
DP – Sylvia Burroughs, Furman
UT/P – Jorde Chartrand, UNCG

Second team

P – Brianna Bailey, ETSU
P – Emme Buzhardt, Furman
C – Logan Champion, Samford
INF – Cameron Young, ETSU
INF – Rebeca Laudino, Mercer
INF – Grier Bruce, Samford
INF – Kaili Phillips, Chattanooga
OF – McKayla Cothran, Samford
OF – Lindsey Nelson, Samford
OF – Olivia Lipari, Chattanooga
DP – Kylie Helm, Mercer
UT/P – Sara Muir, ETSU

2024

First team

P – Peja Goold, Chattanooga
P – Margaret Axelson, Wofford
C – Logan Champion, Samford
INF – Cameron Young, ETSU
INF – Tori Hedgecock, Mercer
INF – Brooklynn Maxwell, UNCG
INF – Lily Bell, Western Carolina
OF – Brylee Mesusan, ETSU
OF – Ashlee Lykins, Furman
OF – McKayla Cothran, Samford
OF – Camryn Cernuto, Chattanooga
DP – Kendall Forsythe, Chattanooga
UT/P – Tessa Juett, Western Carolina

Second team

P – Grace Taylor, Mercer
P – McKenzie Newcomb, Samford
P – Alyssa Lavdis, Chattanooga

Repeat first-team selections

4 times

Julie Glasser, FUR (1994-97)
 Carrie Hinkle, MAR (1994-97)
 Penny Thompson, UNCG (2000-03)
 Michelle Fuzzard, UTC (2008-09, 11-12)
 Lindsay Thomas, UNCG (2013-16)

3 times

Stefanie Cook, MAR (1995-97)
 Keri Meigs, UTC (1996, 98-99)
 Allison DeVries, UTC (1997-99)
 Kay Brittain, FUR (1999-01)
 Amanda Cone, CofC (2002-04)
 Shannon Howard, CofC (2006-08)
 Nina Iduate, GSU (2008-10)
 Tiffany Baker, UTC (2009-11)
 Lyndsey Stiles, UTC (2009-11)
 Marie Fogle, GSU (2009, 11-12)
 Allie Cashion, APP (2011-13)
 Sarah Purvis, GSU (2012-14)
 Megan Dowdy, Samford (2014-16)
 Nicole Thomas, UNCG (2014-16)
 Lindsey Bert, FUR (2015, 17-18)
 Bailey Huneycutt, WCU (2021-23)

2 times

Amy Jakubowski, FUR (1994-95)
 Jeanne Noble, MAR (1994-95)
 Sheri Russo, GSU (1995-96)
 Denise Posey, UTC (1996-97)
 Ashley Fleming, GSU (1997, 99)
 Jennifer Harris, UNCG (1998, 00)
 Megan Luring, UTC (1998-99)
 Tayla Trudell, UTC (1999, 01)
 Leah Tucker, UTC (1999, 01)
 Angela Brewer, UTC (2000-01)
 Leigh Irwin, UNCG (2000-01)
 Beth Alexander, UTC (2001-02)
 Brooke Flowers, CofC (2002-03)
 LaKerah Barr, FUR (2003-04)
 Jessica Matthews, FUR (2002, 04)
 Jennifer Hubbard, UNCG (2003-04)
 Rachael Stern, CofC (2003, 05)
 Janine Sprague, ETSU (2003, 05)

C – Betsy Eatmon, UNCG

INF – Emma Dorval, Mercer
INF – Sarah Squillace, Samford
INF – Kaili Phillips, Chattanooga
INF – Kailey Snell, Chattanooga
OF – Alyssa Woods, Mercer
OF – Grace Loftin, UNCG
OF – Baileigh Pitts, Chattanooga
DP – Caitlin Goldwait, Furman
DP – Olivia Shaw, Samford
UT/P – Sara Muir, ETSU

ALL-FRESHMAN TEAMS

2009

Megan Rembielak, APP
Katie Forbes, CofC
Stephanie Field, FUR
Hanna Ennis, GSU
Marie Fogle, GSU
Alex Emeterio, UNCG
Robyn Harmon, SAM
Amy Gonzalez, SAM
Jenni Martin, UTC
Chelsea Schaffer, WCU

2010

Allie Cashion, APP
Frannie Seader, APP
Tomeka Watson, Elon
Kayla Suskauer, FUR
Eileen Horsmon, UNCG
Alex Adams, SAM
Kasey Tydingco, UTC
Robyn Burnette, WCU
Jordan Fulton, WCU
Haley Pace, WCU

2011

Carly Corthell, CofC
Kelsey Hodgson, CofC
Lizzy Vaughn, CofC
Carleigh Nester, Elon
Lauren Collier, FUR
Allie Miles, GSU
Katelyn Bedwell, UNCG
Aisha Figueroa, UNCG
Nicole Bobrowski, SAM
Natalie Powers, UTC

2012

Caroline Rogers, APP
Sarah Warnock, APP
Hope Klicker, CofC
Allison Pedigo, CofC
Mackenzie Maples, CofC
Brooke Red, GSU
Madison Dickey, SAM
Taylor Deason, UTC
Sarah Beth Roberts, UTC
Cheyenne Willis, UTC

2013

Alex Sohl, APP
Shivaun Landeros, APP
Chandler Frisbie, CofC
Becca Mueller, CofC
Sieara Bishop, FUR
Lindsay Thomas, UNCG
Allison Geiner, UNCG
Megan Dowdy, SAM
Sam Taylor, UTC
Anyssa Robles, UTC

2014

Cara Parker, APP
Alaina Hall, Elon
Andrea Abatiello, FUR
Elise Smith, FUR
Emily Snider, GSU
Morgan Robinson, GSU
Taylor Rogers, GSU
Grey Adams, SAM
Courtney Price, WCU
Kara Salvo, WCU

2015

Cassi Pickett, ETSU
Kelsey Smith, ETSU
Lindsey Bert, FUR
Meghan Rud, MER
Shelby Maze, SAM
Karsin Spinks, SAM
Cori Jennings, UTC
J.J. Hamill, UTC
Kailey Palazzolo, UTC
Emily Helton, WCU

2016

Tiffany Laughren, ETSU
Emily Demonte, FUR
Lindsay Boynton, MER
Shaila Warren, MER
Stephanie Bryden, UNCG
Kelsey Royalty, SAM
Hannah Trombley, SAM
Amanda Beltran, UTC
Ashley Conner, UTC
Jordan Fortel, UTC
Madison Armstrong, WCU

2017

Nikki Grupp, ETSU
Kylie Toler, ETSU
Casey Bigham, FUR
Stella Preston, MER
Whitney Hinton, SAM
Amy Lewis, UTC
Aly Walker, UTC
Hayleigh Weissenbach, UTC
Erica Hayes, WCU
Ashlyn Long, WCU

2018

Julia Fritz, ETSU
Lauren Lee, ETSU
Kelly Warren, ETSU
Allie Jones, Mercer
Micayla Rood, Mercer
Laurenne Sanchez, Mercer
Makenna Matthijs, UNCG
Hannah Stiltner, UNCG
Ashlyn Barnes, Samford
Allison Swinford, Chattanooga

2019

Mackense Greico, FUR
Tori Ash, MER
Bailey Pattison, MER
Delaney Cumbie, UNCG
Kamryn Graves, UNCG
Gabi Howard, UNCG
Merritt Cahoon, SAM
Emily Coltharp, UTC
Mariah Ramirez, UTC
Bailey Huneycutt, WCU

2020

*no awards were issued as the season was cut short to the CoVID-19 pandemic.

2021

Lilly Holston, ETSU
Claire Ginder, Furman
Annie Potter, Mercer
Maycin Brown, UNCG
Morgan Scott, UNCG
Grace Robertson, Samford
Courtney Ball, Chattanooga
Jayme Eilers, Western Carolina
Savannah Rice, Western Carolina
Jeralynn Wells, Western Carolina

2022

Cameron Young, 3B, ETSU
Caitlin Goldwait, OF, Furman
Hannah Pitts, P, Mercer
Reese Byrd, P, UNCG
Grace Loftin, OF, UNCG
McKayla Cothran, OF, Samford
Gwynnie Hornibrook, DP, Samford
McKenzie Newcomb, P, Samford
Jordyn Partain, P, Samford
Sarah Squillace, 2B, Samford
Acelynn Sellers, 1B, Chattanooga

2023

Jasmine Sanchez, OF, ETSU
Taylor Suchy, P/DP, ETSU
Kiley Perry, 1B, Furman
Sylvia Burroughs, 3B/DP, Furman
Avery Barton, INF, Mercer
Grace Taylor, P, Mercer
Rhyann Jones, P., UNCG
Peja Goold, P, Chattanooga
Riley KoKinda, OF, Chattanooga
Zoe Wright, INF, Chattanooga

2024

Ansley Chiang, 2B, Furman
Betsy Eatmon, C, UNCG
Katie Campbell, 1B, Samford
Olivia Shaw, DP, Samford
Lily Bell, 2B, Western Carolina
Sydney Dirks, SS, Western Carolina
Maya McPherson, 3B, Western Carolina
Abby Greenwood, P, Wofford
Kaytlin Greenwood, SS, Wofford
Megan Towery, OF, Wofford

Totals by school

Chattanooga	25
Samford.....	22
UNCG	18
Furman	15
Mercer.....	13
Western Carolina	17
ETSU	12
College of Charleston	9
Appalachian State	8
Georgia Southern	7
Elon.....	3
Wofford	3

FIRST-TEAM ALL-CONFERENCE BY SCHOOL

Current members

ETSU

6 players; 7 selections

Janine Sprague, 2003, 2005
Danielle Knoetze, 2017
Nikki Grupp, 2019
Julia Fritz, 2019
Cameron Young, 2024
Brylee Mesusan, 2024

FURMAN

32 players; 48 selections

Julie Glasser, 1994, 1995, 1996, 1997
Amy Jakubowski, 1994, 1995
Kim Currier, 1994
Cathy Frohnheiser, 1994
Jamie Rausch, 1996
Cari Williams, 1997
Kay Brittain, 1999, 2000, 2001
Judy Baker, 1999
Chrissy Hacker, 2000
Jessica Matthews, 2002, 2004
Meagen Johnson, 2003
LaKerah Barr, 2003, 2004
Jess Mathis, 2006
Abby Robertson, 2009
Stephanie Field, 2010
Lana Mackey, 2010
Morgan Hughey, 2011
Jessie Homesley, 2011, 2012
Lauren Collier, 2013
Lindsey Bert, 2015, 2017, 2018
Sieara Bishop, 2015, 2016
AnnaRose Borrelli, 2016
Candace Johnson, 2016
Casey Bigham, 2017, 2018
Brittany Houston, 2017
Emily DeMonte, 2018, 2019
Cammy Pereira, 2019
Mackense Greico, 2021
Riley Ludlam, 2022, 2023
Kiley Perry, 2023
Ashlee Lykins, 2023, 2024
Sylvia Burroughs, 2023

MERCER

11 players; 15 selections

Kirsten Stevens, 2015
Taylor Miller, 2015, 2016
Taylor Rodgers, 2016
Megan Bilgri, 2017
Meghan Rud, 2017, 2018
Megan Lane, 2018
Micayla Rood, 2018, 2021
Danielle Castleberry, 2019, 2021
Shailla Warren, 2019
Rebeca Laudino, 2022
Tori Hedgecock, 2024

UNCG

31 players; 51 selections

Jill Quilla, 1998
Lara Long, 1998
Danielle Sekula, 1998
Penny Thompson, 2000, 2001, 2002, 2003
Leigh Irwin, 2000, 2001
Kristy Norton, 2000
Joy Stogner, 2000
Amber Watson, 2003
Jennifer Hubbard, 2003, 2004
Joni Gomez, 2004
Jennifer Bonilla, 2005
Mary Greenway, 2007, 2008
Alex Emeterio, 2010, 2011
Katelyn Bedwell, 2013, 2014
Tory Wright, 2015
Lindsay Thomas, 2013, 2014, 2015, 2016
Nicole Thomas, 2014, 2015, 2016
Gabrielle Cabbage, 2017, 2018
Marisa Sholtis, 2017, 2018
Alicia Bazonski, 2018
Jasmine Palmer, 2018
Stephanie Bryden, 2019
Delaney Cumbie, 2019, 2022
Makenna Matthis, 2021, 2022
Morgan Scott, 2021, 2022
Kayleigh Willis, 2021
Maycin Brown, 2022
Grace Loftin, 2022, 2023
Rhyann Jones, 2023
Brooklynn Maxwell, 2023, 2024
Jorde Chartrand, 2023

SAMFORD

12 players, 18 selections

Caroline Wilder, 2015

Callie Brister, 2014, 2016
Megan Dowdy, 2014, 2015, 2016
Mollie Hanson, 2014, 2016
Madison Couch, 2017
Shelby Maze, 2017, 2018
Abby Sweeney, 2017
Whitney Hinton, 2021
Mary Katherine Tedder, 2022
McKenzie Newcomb, 2022, 2023
Logan Champion, 2024
McKayla Cothran, 2024

CHATTANOOGA

55 players; 77 selections

April Miller, 1994
Margaret Roddy, 1995
Jennifer Swanson, 1995
Erika Norris, 1995
Keri Meigs, 1996, 1998, 1999
Denise Posey, 1996, 1997
Jessica Brown, 1996
Allison DeVries, 1997, 1998, 1999
J.D. Staton, 1997
Megan Luring, 1998, 1999
Amy Robertson, 1998
Kami Tucker, 1998
Tayla Trudell, 1999, 2001
Leah Tucker, 1999, 2001
Liz Card, 1999
Angela Brewer, 2000, 2001
Beth Alexander, 2001, 2002
Dana Reed, 2001
Jaci Welsh, 2001
Awbrey Winckler, 2002
Jade Pescatore, 2002
Jill Crawford, 2002
Paige Cochran, 2002
Jennifer Reed, 2003
Melissa Ramirez, 2004
Lacey Swarthout, 2004, 2005
Brittany Whitter, 2005
Ashleigh Bull, 2005
Tia Blosser, 2007
Jeannie Cochran, 2007
Brooke Loudermilk, 2007, 2008
Michelle Fuzzard, 2008, 2009, 2011, 2012
Tara Tembey, 2008
Laci Upchurch, 2008
Tiffany Baker, 2009, 2010, 2011
Lyndsey Stiles, 2009, 2010, 2011
Tia Blosser, 2010
Kandice Irwin, 2011
Vivian Morimoto, 2011, 2012
Kasey Tydingco, 2012
Sara Poteat, 2012
Criket Blanco, 2015
Nicole Osterman, 2015
Sarah Beth Roberts, 2015
Emma Sturdivant, 2017, 2019
Brook Womack, 2018
Aly Walker, 2018
Célie Hudson, 2019
Emily Coltharp, 2019, 2022
Hayleigh Weissenbach, 2021
Reagan Armour, 2022
Addy Keylon, 2023
Peja Goold, 2024
Camryn Cernuto, 2024
Kendall Forsythe, 2024

WESTERN CAROLINA

19 players; 22 selections

Mendy McKenzie, 2006
Heather Pritchard, 2006
Allyson McCubbins, 2006
Ashley Adams, 2006
Jenny Jackson, 2006
Stephanie Beatty, 2007
Mollie Fowler, 2007, 2009
Jamie Swank, 2008
Erin Foster, 2012
Crystal Cyr, 2016
Taylor Sigmon, 2016
Hunter Gibbons, 2019
Jayme Eilers, 2021
Bailey Huneycutt, 2021, 2022, 2023
Kailey McNeil, 2021
Savannah Rice, 2022
Brooklynn Brewington, 2023
Lily Bell, 2024
Tessa Juett, 2024

WOFFORD

1 player, 1 selection

Margaret Axelson, 2024

Former members

APPALACHIAN STATE

10 players; 13 selections

Lindsay Glover, 2005, 2006
Kristyn Hurt, 2007
Katie Boyd, 2008
Kayla Richardson, 2009
Allie Cashion, 2011, 2012, 2013
Meghan Smith, 2011
Megan Rembielak, 2012
Sarah Warnock, 2012
Cynthia Gomez, 2014
Dani Heichen, 2014

COLLEGE OF CHARLESTON

22 players; 29 selections

Brooke Fuller, 1999
Jacklyn Mariner, 2000
Brooke Flowers, 2002, 2003
Amanda Cone, 2002, 2003, 2004
Rachael Stern, 2003, 2005
Jessica Schwartzkopf, 2003
Bridget Loudermilk, 2004
Jayme Durand, 2005
Jessica Lyness, 2005
Leshe' Russell, 2005
Shannon Howard, 2006, 2007, 2008
Izmena Cabrera, 2007
Jennifer Golden, 2007
Terri Mesko, 2007
Kristie Shifflett, 2009, 2010
Katie Forbes, 2009
Alexa Datko, 2011
Stephanie Saylor, 2012
Hope Klicker, 2013
Chandler Frisbie, 2013
Ashton Jarrett, 2013
Kelsey Hodgson, 2013

ELON

11 players; 14 selections

Jamie Dupont, 2004
Jenny Gustin, 2004
Jessica Swearengin, 2004
Dani Concepcion, 2005
Debbie Zeigler, 2005
Paige Goss, 2006, 2007
Tracey Dahlen, 2007, 2008
Emerald Graham, 2010
Kaitlyn Piazzolla, 2010
Tomeka Watson, 2013
Carleigh Nester, 2013, 2014

GEORGIA SOUTHERN

28 players; 42 selections

Karen Petit, 1994
Melissa Williams, 1994
Sheri Russo, 1995, 1996
Debbie Hensley, 1995
Vanessa Fawcett, 1996
Tonya Whitted, 1996
Ashley Fleming, 1997, 1999
McCaine Lowder, 1997
Jennifer Harris, 1998, 2000
Danelle Toole, 1998
Jennifer Miller, 1999
Jaclyn Kaylor, 1999
Aimee Littlejohn, 2000
Julie Peel, 2001
Crystal Crews, 2002
Cary Moone, 2004
Shanita Black, 2005, 2006
Melissa Laliberte, 2006, 2008
Heather Smith, 2006
Nina Iduate, 2008, 2009, 2010
Robyne Siliga, 2008
Lindsey Hopkins, 2008
Brianna Streetmon, 2009, 2010
Marie Fogle, 2009, 2011, 2012
Meggen Smith, 2009, 2010
Sarah Purvis, 2012, 2013, 2014
Kourtney Thomas, 2013, 2014
Taylor Rogers, 2014

MARSHALL

5 players; 11 selections

Carrie Hinkle, 1994, 1995, 1996, 1997
Jeanne Noble, 1994, 1995
Brandi Northrup, 1994
Stefanie Cook, 1995, 1996, 1997
Cristy Waring, 1997

UNC WILMINGTON

2 players; 2 selections

Tiffany Lindemann, 2001
Lauren Mattox, 2002

POSTSEASON RESULTS

SoCon Championship records by school

School	Appearances	Won	Lost	Pct.	For	Opp	Titles	Runner-up
Chattanooga	29	74	31	.705	485	259	16	2
Samford [^]	12	26	22	.542	179	176	1	2
UNCG*	25	44	45	.494	267	310	3	6
Furman	28	42	51	.452	282	313	2	7
ETSU	13	18	23	.439	125	151	1	2
Mercer	9	14	18	.438	125	134	0	1
Wofford	1	1	2	.333	8	9	0	0
Western Carolina	16	15	32	.319	136	176	0	1

[^] later vacated two wins from 2011-12 (one each year)

* later vacated six wins from 2009-11 (two each year)

Former members

Georgia Southern	20	50	37	.578	241	239	4	6
College of Charleston	13	29	26	.527	177	185	1	3
Marshall	4	6	6	.500	30	28	1	0
Elon	10	13	17	.464	81	118	1	0
Appalachian State	12	13	26	.351	78	110	0	0
UNC Wilmington	4	1	8	.111	15	35	0	0

SoCon Championship results

1994 Furman 2, Marshall 1 Georgia Southern 3, Chattanooga 0 Marshall 5, Chattanooga 2 Furman 1, Georgia Southern 0 Georgia Southern 2, Marshall 0 Furman 7, Georgia Southern 0	2000 UNC Wilmington 3, Georgia Southern 0 UNCG 3, College of Charleston 0 Chattanooga 4, UNC Wilmington 0 Furman 3, UNCG 0 Georgia Southern 5, College of Charleston 3 UNCG 7, UNC Wilmington 3 Furman 2, Chattanooga 1 Georgia Southern 2, UNCG 0 Chattanooga 1, Georgia Southern 0 Chattanooga 2, Furman 0 Chattanooga 2, Furman 0	2003 ETSU 4, Georgia Southern 2 College of Charleston 15, Appalachian State 1 UNCG 5, UNC Wilmington 0 Chattanooga 5, Furman 0 Georgia Southern 2, Appalachian State 1 Furman 5, UNC Wilmington 4 (11) ETSU 5, College of Charleston 3 (10) Chattanooga 3, UNCG 1 (9) College of Charleston 3, Furman 0 Chattanooga 8, ETSU 0 Georgia Southern 2, UNCG 0 College of Charleston 3, Georgia Southern 0 ETSU 2, College of Charleston 0 ETSU 1, Chattanooga 0 Chattanooga 10, ETSU 1
1995 Georgia Southern 1, Furman 0 (9) Marshall 4, Chattanooga 0 Furman 7, Chattanooga 0 Marshall 5, Georgia Southern 3 Furman 9, Georgia Southern 1 Marshall 7, Furman 1	2001 UNCG 1, ETSU 0 (8) Chattanooga 1, Appalachian State 0 Furman 2, UNC Wilmington 1 Georgia Southern 6, College of Charleston 4 Appalachian State 5, ETSU 0 College of Charleston 5, UNC Wilmington 3 Chattanooga 2, UNCG 0 Furman 3, Georgia Southern 1 College of Charleston 5, UNCG 2 Georgia Southern 3, Appalachian State 2 Chattanooga 2, Furman 0 Georgia Southern 3, College of Charleston 2 (10) Furman 10, Georgia Southern 1 (5) Chattanooga 4, Furman 1	2004 ETSU 5, Georgia Southern 4 (8) Elon 9, UNCG 3 College of Charleston 9, Furman 1 (5) Chattanooga 4, Appalachian State 3 Appalachian State 13, UNCG 3 (6) Georgia Southern 2, Furman 0 Chattanooga 11, Elon 1 (5) College of Charleston 7, ETSU 0 Elon 6, Georgia Southern 4 Appalachian State 4, ETSU 0 Chattanooga 3, College of Charleston 0 Appalachian State 3, Elon 2 College of Charleston 1, Appalachian State 0 Chattanooga 5, College of Charleston 4
1996 Marshall 3, Georgia Southern 0 Chattanooga 3, Furman 2 Georgia Southern 5, Furman 0 Chattanooga 3, Marshall 2 Georgia Southern 3, Marshall 1 Chattanooga 4, Georgia Southern 2 (11)	2002 ETSU 12, College of Charleston 6 Georgia Southern 2, UNC Wilmington 1 Furman 4, UNCG 1 Chattanooga 5, Appalachian State 1 College of Charleston 1, Appalachian State 0 UNCG 5, UNC Wilmington 0 Chattanooga 7, ETSU 1 Georgia Southern 3, Furman 2 ETSU 4, UNCG 3 Furman 3, College of Charleston 1 Chattanooga 1, Georgia Southern 0 Furman 7, ETSU 6 Furman 7, Georgia Southern 2 Chattanooga 9, Furman 0	2005 Elon 4, ETSU 2 College of Charleston 4, Furman 0 Chattanooga 8, UNCG 0 Appalachian State 6, Georgia Southern 1 Furman 4, ETSU 3 Georgia Southern 7, UNCG 0 College of Charleston 3, Elon 1 Chattanooga 4, Appalachian State 1 Elon 7, Georgia Southern 6 Furman 2, Appalachian State 0 College of Charleston 4, Chattanooga 2 Furman 4, Elon 0 Chattanooga 9, Furman 0 College of Charleston 8, Chattanooga 7
1997 Chattanooga 9, Furman 1 Marshall 2, Georgia Southern 1 (10) Furman 11, Georgia Southern 2 Chattanooga 8, Marshall 0 Furman 3, Marshall 0 Chattanooga 5, Furman 0		
1998 Chattanooga 6, Furman 2 UNCG 5, Georgia Southern 4 (9) Georgia Southern 2, Furman 0 Chattanooga 7, UNCG 1 Georgia Southern 6, UNCG 3 Chattanooga 8, Georgia Southern 0		
1999 College of Charleston 6, UNCG 2 Georgia Southern 4, Furman 3 Chattanooga 8, College of Charleston 0 Furman 4, UNCG 3 Georgia Southern 3, Chattanooga 2 College of Charleston 3, Furman 0 Chattanooga 6, College of Charleston 0 Georgia Southern 7, Chattanooga 5		

POSTSEASON RESULTS

SoCon Championship results

2006 Chattanooga 5, Appalachian State 1
UNCG 5, Western Carolina 3
Furman 4, College of Charleston 1
Elon 4, Georgia Southern 2
Appalachian State 1, Western Carolina 0
Georgia Southern 11, College of Charleston 2
Chattanooga 2, UNCG 0
Furman 7, Elon 6
Appalachian State 2, Elon 1
Georgia Southern 2, UNCG 0
Furman 3, Chattanooga 2
Georgia Southern 4, Appalachian State 1
Georgia Southern 4, Chattanooga 1
Georgia Southern 3, Furman 2
Georgia Southern 4, Furman 0

2007 Furman 12, College of Charleston 5
Elon 2, Appalachian State 1
Western Carolina 2, Georgia Southern 0
UNCG 2, Chattanooga 1
College of Charleston 4, Appalachian State 2 (11)
Georgia Southern 9, Chattanooga 4
Furman 7, Elon 1
Western Carolina 1, UNCG 0
Georgia Southern 4, Elon 1
UNCG 10, College of Charleston 0
Furman 4, Western Carolina 2
Georgia Southern 3, UNCG 2
Georgia Southern 3, Western Carolina 2
Georgia Southern 4, Furman 1
Furman 3, Georgia Southern 2 (9)

2008 UNCG 1, Elon 0
Chattanooga 3, Western Carolina 1
Georgia Southern 4, Appalachian State 2
College of Charleston 6, Furman 5
Elon 5, Western Carolina 3
Appalachian State 2, Furman 1
UNCG 3, Chattanooga 1
Georgia Southern 6, College of Charleston 5
Chattanooga 9, Appalachian State 2
College of Charleston 8, Elon 0
Georgia Southern 4, UNCG 2
Chattanooga 5, College of Charleston 2
Chattanooga 3, UNCG 0
Chattanooga 3, Georgia Southern 2
Chattanooga 10, Georgia Southern 1 (5)

2009* Western Carolina 4, Elon 1
Appalachian State 2, UNCG 0
Samford 6, College of Charleston 1
Furman 9, Georgia Southern 3
Chattanooga 2, Western Carolina 1
UNCG 5, College of Charleston 3
Georgia Southern 6, Western Carolina 1
Chattanooga 2, Furman 0
Samford 3, Appalachian State 1
UNCG 4, Furman 3
Georgia Southern 1, Appalachian State 0
Georgia Southern 9, UNCG 2
Chattanooga 3, Samford 2
Georgia Southern 4, Samford 3
Chattanooga 7, Georgia Southern 2

* UNCG's wins later vacated

2010* Elon 3, Georgia Southern 2
UNCG 4, Chattanooga 1
Georgia Southern 3, Chattanooga 0
Elon 6, UNCG 4
UNCG 2, Georgia Southern 1
Elon 6, UNCG 3

* UNCG's wins later vacated

2011* Furman 5, Western Carolina 4
Elon 7, College of Charleston 5
Chattanooga 4, Furman 0
Samford 6, Appalachian State 3
UNCG 2, Georgia Southern 0
College of Charleston 4, Furman 2 (8)
Appalachian State 4, Georgia Southern 2 (8)
Chattanooga 7, Elon 1
UNCG 4, Samford 1
Appalachian State 6, Elon 5
College of Charleston 8, Samford 5
Chattanooga 13, UNCG 0
College of Charleston 6, Appalachian State 3
College of Charleston 2, UNCG 0
Chattanooga 11, College of Charleston 2 (6)
* UNCG's and Samford's wins later vacated

2012* Samford 3, Furman 2
Chattanooga 8, Elon 1
College of Charleston 6, Western Carolina 2
Georgia Southern 3, Samford 0
Appalachian State 6, UNCG 2
Elon 7, Western Carolina 3
UNCG 6, Samford 5
Chattanooga 6, College of Charleston 1
Georgia Southern 6, Appalachian State 0
College of Charleston 6, UNCG 3
Elon 4, Appalachian State 0
Georgia Southern 5, Chattanooga 2
College of Charleston 4, Elon 2
College of Charleston 7, Chattanooga 6
College of Charleston 4, Georgia Southern 3
Georgia Southern 6, College of Charleston 2
* Samford's win later vacated

2013 Samford 8, Elon 0
Western Carolina 3, College of Charleston 1
Georgia Southern 6, Chattanooga 2
Appalachian State 3, Samford 2 (10)
UNCG 1, Furman 0
College of Charleston 5, Chattanooga 3
Samford 1, Furman 0
Georgia Southern 6, Western Carolina 0
UNCG 3, Appalachian State 0
College of Charleston 2, Appalachian State 0 (10)
Samford 8, Western Carolina 0
College of Charleston 3, Georgia Southern 2
UNCG 12, Samford 2
Georgia Southern 3, College of Charleston 2 (11)
Georgia Southern 1, UNCG 0 (11)

2014 Chattanooga 3, Appalachian State 0
Furman 4, Western Carolina 3
Georgia Southern 4, Elon 0
Samford 3, UNCG 0
Western Carolina 3, Appalachian State 2
UNCG 4, Elon 2
Chattanooga 6, Furman 0
Georgia Southern 3, Samford 0
Samford 7, Western Carolina 3
UNCG 4, Furman 3
Chattanooga 1, Samford 0
UNCG 2, Georgia Southern 1
UNCG 11, Georgia Southern 2
Chattanooga 4, UNCG 3

2015 Western Carolina 6, Furman 1
Samford 3, ETSU 1
Mercer 9, UNCG 0
UNCG 5, ETSU 2
Chattanooga 5, Western Carolina 4
Mercer 2, Samford 0

Western Carolina 6, UNCG 1
Furman 6, Samford 3
Chattanooga 7, Mercer 6
Furman 6, Western Carolina 2
Mercer 2, Furman 0
Chattanooga 3, Mercer 1

2016 UNCG 3, ETSU 2
Mercer 5, Furman 2 (9)
Chattanooga 11, Western Carolina 3
Furman 7, Western Carolina 4
Samford 3, UNCG 0
Mercer 7, Chattanooga 4
Furman 3, UNCG 0
Chattanooga 5, ETSU 3
Samford 2, Mercer 0
Furman 9, Chattanooga 6
Furman 8, Mercer 1
Samford 4, Furman 3 (8)

2017 Mercer 5, Samford 3
Chattanooga 5, Furman 4
ETSU 7, Western Carolina 0
Western Carolina 4, Furman 1
Mercer 3, UNCG 0
ETSU 1, Chattanooga 0
UNCG 6, Western Carolina 5
Samford 9, Chattanooga 8
ETSU 4, Mercer 3 (9)
Samford 3, UNCG 1
Samford 4, Mercer 3
ETSU 6, Samford 0

2018 Chattanooga 3, Samford 1
Mercer 8, Western Carolina 7
ETSU 4, Furman 1
Furman 1, Western Carolina 0
UNCG 4, Chattanooga 1
ETSU 5, Mercer 3 (9)
Furman 9, Chattanooga 1
Samford 10, Mercer 6
UNCG 6, ETSU 3
Furman 1, Samford 0
ETSU 4, Furman 1 (8)
UNCG 5, ETSU 2

2019 ETSU 5, Mercer 1
Western Carolina 6, Samford 4
Chattanooga 9, Furman 5
Samford 7, Furman 0
UNCG 9, ETSU 1
Chattanooga 2, Western Carolina 1
ETSU 5, Samford 2 (8)
Mercer 7, Western Carolina 4
Chattanooga 3, UNCG 1
Mercer 6, ETSU 1
UNCG 9, Mercer 7
UNCG 4, Chattanooga 3
Chattanooga 10, UNCG 1 (5)

2020 Not contested due to COVID-19.

2021 UNCG 1, Mercer 4
Western Carolina 5, Chattanooga 0
Mercer 6, Chattanooga 2
UNCG 3, Western Carolina 1
Western Carolina 4, Mercer 1
UNCG 9, Western Carolina 4

POSTSEASON RESULTS

SoCon Championship results

2022 Furman 4, Mercer 3
Samford 4, ETSU 3 (9)
Chattanooga 3, Western Carolina 2 (10)
Western Carolina 3, ETSU 2
UNCG 9, Furman 0 (5)
Chattanooga 4, Samford 0
Furman 8, Western Carolina 5
Samford 7, Mercer 6
Chattanooga 10, UNCG 2 (5)
Samford 6, Furman 1
UNCG 3, Samford 0
Chattanooga 9, UNCG 7 (8)

2023 Western Carolina 3, Mercer 2
Samford 4, ETSU 2
Chattanooga 3, Furman 3
ETSU 6, Furman 4
UNCG 1, Western Carolina 0
Samford 6, Chattanooga 5
ETSU 3, Western Carolina 1
Mercer 11, Chattanooga 8
UNCG 2, Samford 1 (9)
Mercer 4, ETSU 3
Samford 2, Mercer 1
UNCG 7, Samford 6

2024 Wofford 5, ETSU 4 (10)
Western Carolina 8, Furman 6
Mercer 1, Wofford 0
Samford 5, Western Carolina 2
Chattanooga 10, Mercer 1 (5)
UNCG 13, Samford 5 (5)
Western Carolina 10, Mercer 2
Samford 4, Wofford 3 (10)
UNCG 5, Chattanooga 4
Samford 4, Western Carolina 1
Chattanooga 7, Samford 3
Chattanooga 5, UNCG 0
Chattanooga 9, UNCG 5

POSTSEASON RESULTS

NCAA tournament results

<p>2000 Regional; Seattle, Wash. (1 team, 1-2) Mississippi State 6, Chattanooga 1 Chattanooga 6, Army 4 (9) Utah 2, Chattanooga 1</p> <p>2001 Regional; Tuscaloosa, Ala. (1 team, 1-2) Michigan 1, Chattanooga 0 Chattanooga 5, Illinois-Chicago 2 Oregon State 13, Chattanooga 0 (5)</p> <p>2002 Regional; Tallahassee, Fla. (1 team, 2-2) Chattanooga 3, Florida Atlantic 0 Chattanooga 6, Florida Atlantic 1 Georgia Tech 3, Chattanooga 0 Florida State 1, Chattanooga 0 (8)</p> <p>2003 Regional; Tuscaloosa, Ala. (1 team, 0-2) Stanford 2, Chattanooga 0 Massachusetts 3, Chattanooga 0</p> <p>2004 Regional; Athens, Ga. (1 team, 0-2) Washington 4, Chattanooga 1 Texas A&M 6, Chattanooga 0</p> <p>2005 Regional; Knoxville, Tenn. (1 team, 2-2) Tennessee 4, College of Charleston 0 College of Charleston 6, Virginia Tech 3 College of Charleston 10, Virginia Tech 2 (6) Tennessee 2, College of Charleston 0</p> <p>2006 Regional; Athens, Ga. (1 team, 1-2) Georgia 4, Georgia Southern 0 Georgia Southern 2, Coastal Carolina 1 Georgia 11, Georgia Southern 6</p> <p>2007 Regional; Knoxville, Tenn. (1 team, 0-2) Tennessee 8, Furman 0 (6) Winthrop 11, Furman 1 (5)</p> <p>2008 Regional; Tuscaloosa, Ala. (1 team, 0-2) Alabama 8, Chattanooga 0 (6) Florida State 5, Chattanooga 3 (8)</p> <p>2009 Regional; Tuscaloosa, Ala. (1 team, 0-2) Texas 1, Chattanooga 0 (9) Mississippi Valley State 1, Chattanooga 0</p> <p>2010 Regional; Athens, Ga. (1 team, 0-2) Georgia 10, Elon 4 Radford 8, Elon 0 (5)</p> <p>2011 Regional; Tuscaloosa, Ala. (1 team, 2-2) Memphis 4, Chattanooga 1 Chattanooga 8, Jackson State 1 Chattanooga 2, Memphis 1 Alabama 11, Chattanooga 2 (6)</p> <p>2012 Regional; Athens, Ga. (1 team, 0-2) North Carolina 2, Georgia Southern 1 (8) Coastal Carolina 2, Georgia Southern 1</p> <p>2013 Regional; Gainesville, Fla. (1 team, 1-2) South Florida 1, Georgia Southern 0 (8) Georgia Southern 3, Hampton 0 South Florida 2, Georgia Southern 1 (9)</p>	<p>2014 Regional; Athens, Ga. (1 team, 0-2) Georgia 9, Chattanooga 0 (5) UAB 9, Chattanooga 2</p> <p>2015 Regional; Auburn, Ala. (1 team, 0-2) South Alabama 11, Chattanooga 1 (5) Tennessee Tech 8, Chattanooga 2</p> <p>2016 Regional; Tuscaloosa, Ala. (1 team, 0-2) Alabama 3, Samford 0 Texas State 2, Samford 0</p> <p>2017 Regional; Auburn, Ala. (1 team, 0-2) Auburn 11, ETSU 0 (5) Notre Dame 7, ETSU 6 (8)</p> <p>2018 Regional; Columbia, S.C. (1 team, 0-2) South Carolina 3, UNCG 0 Hofstra 6, UNCG 0</p> <p>2019 Regional; Oxford, Miss (1 team, 0-2) Ole Miss 12, Chattanooga 0 Southeast Missouri State 2, Chattanooga 1</p> <p>2020 Not contested</p> <p>2021 Regional; Athens, Ga. (1 team, 0-2) Duke 2, UNCG 0 Western Kentucky 8, UNCG 4</p> <p>2022 Regional; Tuscaloosa, Ala. (1 team, 1-2) Alabama 3, Chattanooga 0 Chattanooga 1, Murray State 0 Alabama 6, Chattanooga 2</p> <p>2023 Regional; Clemson, S.C. (1 team, 0-2) Clemson 17, UNCG 2 Cal State Fullerton 5, UNCG 0</p> <p>2024 Regional; Tallahassee, Fla. (1 team, 0-2) Florida State 3, Chattanooga 2 Auburn 9, Chattanooga 0</p> <p>Overall record: 11-48 (.186)</p>
--	--

NCAA tourney records by school

School	App.	Won	Lost	Pct.	For	Opp.
Chattanooga	13	7	26	.212	37	135
UNCG	2	0	6	.000	6	41
Furman	1	0	2	.000	1	19
ETSU	1	0	2	.000	6	18
Samford	1	0	2	.000	0	5

Former members

Georgia Southern	3	2	6	.333	6	23
College of Charleston	1	2	2	.500	16	11
Elon	1	0	2	.000	4	18

YEAR-BY-YEAR STANDINGS

	1994 Conference			Overall		
	W	L	Pct.	W	L	Pct.
Furman	4	0	1.000	33	23	.589
Georgia Southern	3	3	.500	27	25	.519
Chattanooga	2	4	.333	14	25	.359
Marshall	1	3	.250	17	21	.447

	1995 Conference			Overall		
	W	L	Pct.	W	L	Pct.
Furman	8	4	.667	32	26	.552
Chattanooga	8	4	.667	29	21	.580
Marshall	4	8	.333	28	29	.491
Georgia Southern	4	8	.333	17	29	.370

	1996 Conference			Overall		
	W	L	Pct.	W	L	Pct.
Georgia Southern	9	3	.750	31	23	.574
Chattanooga	6	6	.500	34	15	.694
Furman	6	6	.500	22	38	.367
Marshall	3	9	.250	38	24	.613

	1997 Conference			Overall		
	W	L	Pct.	W	L	Pct.
Chattanooga	5	3	.625	33	19	.635
Marshall	7	5	.583	36	25	.591
Georgia Southern	5	5	.500	20	32	.385
Furman	3	7	.300	24	32	.428

	1998 Conference			Overall		
	W	L	Pct.	W	L	Pct.
Chattanooga	10	2	.833	47	15	.758
UNCG	7	5	.583	32	25	.561
Georgia Southern	5	7	.417	20	36	.357
Furman	2	10	.167	17	44	.279

	1999 Conference			Overall		
	W	L	Pct.	W	L	Pct.
Chattanooga	16	0	1.000	48	18	.727
Georgia Southern	12	4	.750	38	27	.585
UNCG	7	9	.438	31	33	.484
College of Charleston	3	13	.188	26	36	.419
Furman	2	14	.125	15	40	.273

	2000 Conference			Overall		
	W	L	Pct.	W	L	Pct.
Chattanooga	15	5	.750	47	27	.635
Furman	12	8	.600	37	33	.529
UNCG	9	11	.450	37	29	.544
Georgia Southern	9	11	.450	30	38	.441
UNC Wilmington	8	12	.400	22	42	.344
College of Charleston	7	13	.350	27	31	.466

	2001 Conference			Overall		
	W	L	Pct.	W	L	Pct.
Chattanooga	18	2	.900	49	18	.731
Furman	11	7	.611	28	29	.491
Georgia Southern	12	8	.600	25	33	.431
UNCG	11	9	.550	31	27	.534
ETSU	9	11	.450	14	35	.286
College of Charleston	7	13	.350	24	33	.421
UNC Wilmington	5	14	.263	20	34	.370
Appalachian State	4	13	.235	13	36	.265

	2002 Conference			Overall		
	W	L	Pct.	W	L	Pct.
Chattanooga	17	2	.895	44	15	.748
Georgia Southern	15	6	.714	25	29	.463
Furman	11	10	.524	24	24	.500
College of Charleston	10	11	.476	22	30	.423
ETSU	9	12	.429	25	32	.439
UNCG*	8	12	.400	35	30	.538
UNC Wilmington	7	13	.350	22	32	.407
Appalachian State	4	15	.211	11	45	.196

* record includes one tie

	2003 Conference			Overall		
	W	L	Pct.	W	L	Pct.
College of Charleston	16	4	.800	45	11	.804
UNCG	14	6	.700	38	18	.679
Chattanooga	12	8	.600	37	30	.552
Georgia Southern	10	10	.500	28	28	.500
ETSU	10	10	.500	28	26	.519
Furman	8	13	.381	21	32	.396
UNC Wilmington	6	13	.316	22	38	.367
Appalachian State	4	16	.200	16	35	.314

	2004 Conference			Overall		
	W	L	Pct.	W	L	Pct.
Chattanooga	16	4	.800	45	23	.662
College of Charleston	14	6	.700	43	23	.652
Georgia Southern	11	10	.524	30	29	.508
Elon*	11	10	.524	33	23	.588
UNCG	8	12	.400	30	30	.500
ETSU	8	13	.381	29	34	.460
Furman	7	13	.350	15	48	.238
Appalachian State	7	14	.333	22	39	.361

* - record includes one tie.

	2005 Conference			Overall		
	W	L	Pct.	W	L	Pct.
College of Charleston	17	4	.810	53	18	.746
Chattanooga	15	4	.789	46	21	.687
Georgia Southern	14	7	.667	28	32	.467
ETSU	10	9	.526	25	33	.431
Elon*	9	12	.429	31	32	.492
Appalachian State	7	14	.333	24	36	.400
UNCG	7	14	.333	20	40	.333
Furman	3	18	.143	15	47	.242

* - record includes one tie.

	2006 Conference			Overall		
	W	L	Pct.	W	L	Pct.
Western Carolina	16	4	.800	41	20	.672
College of Charleston	14	7	.667	29	30	.492
Georgia Southern	12	9	.571	35	35	.500
Chattanooga	11	10	.524	38	35	.521
Appalachian State	10	11	.476	29	30	.492
Elon	9	11	.450	24	29	.453
Furman	7	14	.333	29	37	.439
UNCG	4	17	.190	20	42	.323

	2007 Conference			Overall		
	W	L	Pct.	W	L	Pct.
Chattanooga	16	5	.762	35	31	.530
College of Charleston	14	7	.667	34	26	.567
Appalachian State	11	10	.524	20	38	.345
Georgia Southern	9	11	.450	29	32	.475
Elon	9	11	.450	28	32	.467
Western Carolina	9	11	.450	28	34	.452
Furman*	7	13	.350	21	36	.371
UNCG	7	14	.333	29	37	.439

* - record includes one tie.

	2008 Conference			Overall		
	W	L	Pct.	W	L	Pct.
Chattanooga	13	5	.722	41	22	.651
Georgia Southern	13	8	.619	37	30	.552
College of Charleston	12	8	.600	33	33	.500
Elon	19	9	.571	26	27	.491
UNCG	7	11	.389	23	33	.411
Furman	8	13	.381	21	33	.389
Appalachian State	6	10	.375	11	37	.229
Western Carolina	7	14	.333	19	36	.345

	2009 Conference			Overall		
	W	L	Pct.	W	L	Pct.
Chattanooga	15	5	.750	30	24	.556
Appalachian State	14	9	.609	26	29	.473
College of Charleston	14	9	.609	23	26	.469
Georgia Southern	14	10	.583	29	25	.537
Furman	11	12	.478	22	29	.431
UNCG*	9	12	.429	26	33	.441
Samford	10	14	.417	21	30	.412
Western Carolina	7	14	.333	12	35	.255
Elon	6	15	.286	15	32	.319

* later vacated all wins

	2010 Conference			Overall		
	W	L	Pct.	W	L	Pct.
Chattanooga	19	5	.792	39	17	.696
Elon	15	9	.625	38	21	.644
Georgia Southern	14	9	.609	30	26	.536
Furman	12	11	.522	24	23	.511
UNCG*	12	11	.522	27	30	.474
Appalachian State	11	12	.478	27	25	.519
College of Charleston	10	13	.435	24	27	.471
Samford	10	14	.417	19	31	.380
Western Carolina	2	21	.087	10	43	.189

* later vacated all wins

	2011 Conference			Overall		
	W	L	Pct.	W	L	Pct.
Chattanooga	20	3	.870	44	14	.759
Appalachian State	15	7	.682	26	24	.520
Georgia Southern	16	8	.667	28	29	.491
College of Charleston	12	11	.522	37	21	.638
Elon	12	12	.500	30	24	.556
UNCG*	10	14	.417	26	32	.448
Samford*	9	15	.375	14	40	.259
Furman	9	15	.375	18	35	.340
Western Carolina	3	21	.125	18	35	.340

* later vacated all wins

	2012 Conference			Overall		
	W	L	Pct.	W	L	Pct.
Georgia Southern	22	2	.917	42	18	.700
Chattanooga	20	2	.909	39	16	.709
College of Charleston	14	9	.609	36	14	.600
UNCG	10	13	.435	22	34	.393
Appalachian State	9	13	.409	22	25	.468
Elon	9	15	.375	25	26	.490
Western Carolina	9	15	.375	24	34	.414
Furman	6	18	.250	17	35	.327
Samford*	6	18	.250	14	42	.250

* later vacated six wins (one SoCon win)

YEAR-BY-YEAR STANDINGS

	2013					
	Conference			Overall		
	W	L	Pct	W	L	Pct
Appalachian State	17	7	.708	31	22	.585
College of Charleston	15	8	.652	37	20	.649
Georgia Southern	14	9	.609	33	30	.524
UNCG	12	11	.522	38	19	.667
Furman	10	11	.476	27	27	.500
Chattanooga	10	11	.476	26	28	.481
Western Carolina	9	15	.375	20	36	.357
Elon	8	14	.364	21	31	.404
Samford*	6	15	.286	17	35	.327

* later vacated four wins (one SoCon win)

	2014					
	Conference			Overall		
	W	L	Pct	W	L	Pct
Georgia Southern	15	6	.714	35	21	.625
Chattanooga	13	7	.650	34	21	.618
Furman	12	8	.600	29	26	.527
Samford	11	9	.550	38	18	.679
UNCG	10	11	.476	31	26	.544
Western Carolina	8	13	.381	19	34	.358
Appalachian State	7	13	.350	19	32	.373
Elon	6	15	.286	24	29	.454

	2015					
	Conference			Overall		
	W	L	Pct	W	L	Pct
Chattanooga	12	5	.706	35	15	.700
Samford	11	7	.611	33	22	.600
Mercer	10	7	.588	37	22	.627
Furman	10	8	.556	31	25	.554
Western Carolina	8	9	.471	22	31	.415
UNCG	7	10	.412	25	22	.532
ETSU	3	15	.167	15	33	.312

	2016					
	Conference			Overall		
	W	L	Pct	W	L	Pct
Samford	15	3	.833	40	20	.667
Furman	10	8	.556	33	28	.541
Western Carolina	9	9	.500	33	24	.579
UNCG	9	9	.500	33	26	.559
ETSU	9	9	.500	20	22	.476
Chattanooga	7	11	.389	30	29	.508
Mercer	4	14	.222	23	35	.397

	2017					
	Conference			Overall		
	W	L	Pct	W	L	Pct
Furman	11	6	.647	31	23	.574
UNCG	11	6	.647	29	24	.547
ETSU	10	7	.588	29	26	.527
Samford	10	8	.556	25	36	.410
Mercer	9	9	.500	26	31	.456
Western Carolina	6	11	.353	18	30	.375
Chattanooga	4	14	.222	15	38	.283

	2018					
	Conference			Overall		
	W	L	Pct	W	L	Pct
UNCG	13	3	.813	46	13	.780
Mercer	11	5	.688	33	19	.635
Furman	10	6	.625	41	15	.732
Chattanooga	9	7	.563	26	30	.464
Samford	7	9	.438	19	38	.333
ETSU	4	11	.267	19	27	.413
Western Carolina	2	15	.118	15	37	.288

	2019					
	Conference			Overall		
	W	L	Pct	W	L	Pct
UNCG	12	5	.706	33	23	.589
Samford	11	6	.647	23	31	.426
Chattanooga	11	7	.611	37	17	.685
Mercer	10	7	.588	27	29	.482
ETSU	6	11	.353	22	27-2	.451
Western Carolina	5	12	.294	21	32	.396
Furman	5	12	.294	13	38	.255

	2020					
	Conference			Overall		
	W	L	Pct	W	L	Pct
UNCG	0	0	.000	15	7	.589
ETSU	0	0	.000	9	13	.426
Samford	0	0	.000	10	16	.685
Mercer	0	0	.000	10	17	.482
Chattanooga	0	0	.000	7	14	.451
Furman	0	0	.000	7	19	.396
Western Carolina	0	0	.000	3	13	.255

*stats through March 12, 2020, before season was halted due to COVID-19 pandemic.

	2021					
	Conference			Overall		
	W	L	Pct	W	L	Pct
UNCG	14	4	.778	34	17	.667
Western Carolina	12	5	.706	27	26	.509
Chattanooga	8	8	.500	13	25	.342
Mercer	8	9	.471	24	23	.511
Furman	8	9	.471	20	28	.417
Samford	7	11	.389	18	27	.400
ETSU	3	14	.176	15	22	.405

	2022					
	Conference			Overall		
	W	L	Pct	W	L	Pct
UNCG	16	2	.889	39	18	.684
Samford	15	3	.833	34	19	.642
Chattanooga	9	9	.500	30	27	.526
Furman	8	10	.444	22	33	.400
Mercer	7	11	.389	16	40	.286
Western Carolina	4	14	.222	19	34	.358
ETSU	4	14	.222	8	48	.143

	2023					
	Conference			Overall		
	W	L	Pct	W	L	Pct
UNCG	13	4	.765	37	22	.684
Samford	12	6	.667	26	31	.452
Furman	8	9	.471	20	32	.385
Western Carolina	8	10	.444	21	26	.444
Mercer	8	10	.444	20	37	.286
Chattanooga	7	11	.389	25	27	.358
ETSU	6	12	.333	17	37	.143

	2024					
	Conference			Overall		
	W	L	Pct	W	L	Pct
Chattanooga	16	5	.762	42	16	.724
UNCG	13	8	.619	33	26	.559
Samford	12	9	.571	24	32	.429
Wofford	11	10	.524	23	24	.489
Mercer	11	10	.524	23	30	.434
Furman	9	12	.429	24	30	.444
Western Carolina	7	14	.333	18	35	.340
ETSU	5	16	.238	11	39	.220

ALL-TOURNAMENT TEAMS

1994

Kim Currier, Furman
Carrie Collins, Georgia Southern
Amy Jakubowski, Furman
Brandi Northrup, Marshall
Brooke O'Meara, Georgia Southern
Jeanne Noble, Marshall
Karen Petit, Georgia Southern
Cathy Frohnheiser, Furman
Ellen Greenslait, Marshall
Stacy Soltis, Furman
MVP - Kim Currier, Furman

1995

Cristy Waring, Marshall
Jeanne Noble, Marshall
Heather Michaelis, Marshall
Lisa Wilson, Marshall
Missy Frost, Marshall
Debbie Hensley, Georgia Southern
Sheri Russo, Georgia Southern
Julie Glasser, Furman
Amy Jakubowski, Furman
Jamie Rausch, Furman
MVP: Cristy Waring, Marshall

1996

Carrie Hinkle, Marshall
Shannon Strozier, Marshall
Cristy Waring, Marshall
Keri Meigs, Chattanooga
Denise Posey, Chattanooga
Allison DeVries, Chattanooga
April Miller, Chattanooga
Beth Dance, Georgia Southern
Sheri Russo, Georgia Southern
Vanessa Fawcett, Georgia Southern
MVP: April Miller, Chattanooga

1997

J.D. Staton, Chattanooga
Allison DeVries, Chattanooga
Amy Robertson, Chattanooga
Keri Meigs, Chattanooga
Julie Glasser, Furman
Erin Keen, Furman
Ashley Rayl, Furman
Dawn Matoy, Marshall
Cristy Waring, Marshall
Danelle Toole, Georgia Southern
MVP: J.D. Staton, Chattanooga

1998

Mandi Green, Chattanooga
Megan Luring, Chattanooga
Amy Robertson, Chattanooga
Kami Tucker, Chattanooga
Leah Tucker, Chattanooga
Mandi Dunn, Georgia Southern
Jennifer Harris, Georgia Southern
Danelle Toole, Georgia Southern
Danielle Sekula, UNCG
Joy Stogner, UNCG
MVP: Amy Robertson, Chattanooga

1999

Leah Tucker, Chattanooga
Beth Alexander, Chattanooga
Aimee Littlejohn, Georgia Southern
Liz Card, Chattanooga
Ashley Flemming, Georgia Southern
Kay Brittain, Furman
Jennifer Miller, Georgia Southern
Megan Luring, Chattanooga
Ashley Whetsell, College of Charleston

Kenzie Kohler, College of Charleston
MVP: Aimee Littlejohn, Georgia Southern

2000

Amy Poole, UNCG
Maggie Johnson, UNC Wilmington
Jaclyn Kaylor, Georgia Southern
Jennifer Miller, Georgia Southern
Jessi Anucinski, Furman
Chrissy Hacker, Furman
Erin Keen, Furman
Dana Reed, Chattanooga
Jaci Welsh, Chattanooga
MVP: Connie Ness, Chattanooga

2001

Jordan Arnold, Appalachian State
Amanda Cone, College of Charleston
Tabitha Robinson, Georgia Southern
Joy Stogner, UNCG
Kelly Jack, Furman
Kay Brittain, Furman
Talya Trudell, Chattanooga
Beth Alexander, Chattanooga
Leah Tucker, Chattanooga
MVP: Angela Brewer, Chattanooga

2002

LaKerah Barr, Furman
Stacie Cooper, Georgia Southern
Paige Cochran, Chattanooga
Melissa Ramirez, Chattanooga
Kate Morrison, Furman
Melanie Collins, ETSU
Rachel Henley, Furman
Mary Beth Hazelwood, ETSU
Jill Crawford, Chattanooga
Christi Aitken, Georgia Southern
MVP: Awbrey Winckler, Chattanooga

2003

Kim Benningfield, UNCG
Brooke Flowers, College of Charleston
Teri Herbert, Chattanooga
Meagen Johnson, Furman
Tiffany McVay, ETSU
Jacquie Rothey, College of Charleston
Danielle Spetar, ETSU
Sam Steiner, Georgia Southern
Rachel Stern, College of Charleston
Awbrey Winckler, Chattanooga
MVP: Melissa Ramirez, Chattanooga

2004

Shanita Black, Georgia Southern
Meredith Miley, Elon
Amber Handy, Appalachian State
Jordan Arnold, Appalachian State
Bridget Loudermilk, College of Charleston
Rachael Stern, College of Charleston
Leshe Russell, College of Charleston
Jeannie Cochran, Chattanooga
Lacey Swarthout, Chattanooga
Melissa Ramirez, Chattanooga
MVP: Melissa Ramirez, Chattanooga

2005

Rachael Stern, College of Charleston
Bridget Loudermilk, College of Charleston
Berni Martinez, College of Charleston
Melissa Ramirez, Chattanooga
Lacey Swarthout, Chattanooga
Jeannie Cochran, Chattanooga
Tara Temby, Chattanooga
Dani Concepcion, Elon

Rachael Henley, Furman
Amber Nelson, Furman
MOP: Rachael Stern, College of Charleston

2006

Yancy Moose, Appalachian State
Ashley Frizzell, Chattanooga
Alyssa Edwards, Chattanooga
Megan Jaudon, Furman
Stephanie Cushing, Furman
Blake Murray, Furman
Sam Steiner, Georgia Southern
Shanita Black, Georgia Southern
Gina Sterchi, Georgia Southern
Logan Free, Georgia Southern
MOP: Shanita Black, Georgia Southern

2007

Brythe Blankenship, Furman
Stephanie Cushing, Furman
Amber Kiser, Furman
Blake Murray, Furman
Maria Laurato, Georgia Southern
Samantha Russo, Georgia Southern
Jenny Side, Georgia Southern
Robyne Siliga, Georgia Southern
Vanessa Oakes, UNCG
Mendy McKenzie, Western Carolina
MOP: Amber Kiser, Furman

2008

Brooke Loudermilk, Chattanooga
Tiffany Baker, Chattanooga
Tara Tembey, Chattanooga
Laci Upchurch, Chattanooga
Nina Iduate, Georgia Southern
Melissa Laliberte, Georgia Southern
Robyne Siliga, Georgia Southern
Tiffany Harmon, College of Charleston
Terri Mesko, College of Charleston
Hannah Angel, UNCG
MOP: Brooke Loudermilk, Chattanooga

2009

Kayla Richardson, Appalachian State
Abby Robertson, Furman
Jenny Side, Georgia Southern
Robyne Siliga, Georgia Southern
Brianna Streetmon, Georgia Southern
Jessica Owens, Samford
Brooke Loudermilk, Chattanooga
Lyndsey Stiles, Chattanooga
Kandice Irwin, Chattanooga
Michelle Fuzzard, Chattanooga
MOP: Brianna Streetmon, Georgia Southern

2010

Megen Smith, Georgia Southern
Brianna Streetmon, Georgia Southern
Ashlee Crewe, Elon
Erin O'Shea, Elon
Kaitlyn Piazzolla, Elon
Tomeka Watson, Elon
Alex Emeterio, UNCG
Amber Harrell, UNCG
Eileen Horsmon, UNCG
Whitney Sirois, UNCG
MOP: Amber Harrell, UNCG

2011

Allie Cashion, Appalachian State
Carly Corthell, College of Charleston
Katie Pesature, College of Charleston
Stephanie Saylor, College of Charleston
Cory Mattson, UNCG

ALL-TOURNAMENT TEAMS

Michelle Fuzzard, Chattanooga
 Vivian Morimoto, Chattanooga
 Sara Poteat, Chattanooga
 Nikki Waters, Chattanooga
MOP: Sara Poteat, Chattanooga

2012
 Amanda Lonergan, College of Charleston
 Hope Klicker, College of Charleston
 Ashton Jarrett, College of Charleston
 Michelle Fuzzard, Chattanooga
 Vivian Morimoto, Chattanooga
 Sarah Purvis, Georgia Southern
 Tabby Douberley, Georgia Southern
 Andrea Tarashuk, Georgia Southern
 Allie Miles, Georgia Southern
 Kaitlyn Johnson, Georgia Southern
MOP: Sarah Purvis, Georgia Southern

2013
 Shelby Scott, Samford
 Ashton Jarrett, College of Charleston
 Kayla Shaffer, Samford
 Hope Klicker, College of Charleston
 Shelby Morrill, Georgia Southern
 Brooke Red, Georgia Southern
 Kourtney Thomas, Georgia Southern
 Lindsay Thomas, UNCG
 Sarah Purvis, Georgia Southern
 Raeanne Hanks, UNCG
MOP: Raeanne Hanks, UNCG

2014
 Sarah Purvis, Georgia Southern
 Tory Wright, UNCG
 Raeanne Hanks, UNCG
 Lindsay Thomas, UNCG
 Megan Dowdy, Samford
 Mollie Hanson, Samford
 Sam Taylor, Chattanooga
 Katie Henderson, Chattanooga
 Jesslyn Stockard, Chattanooga
 Sarah Beth Roberts, Chattanooga
MOP: Katie Henderson, Chattanooga

2015
 Siera Bishop, Furman
 Kaylynn Sloat, Mercer
 Kirsten Stevens, Mercer
 Abbie Miranda, Samford
 Caroline Wilder, Samford
 Taylor Deason, Chattanooga
 Nicole Osterman, Chattanooga
 Anyssa Robles, Chattanooga
 Jordan Garrett, Western Carolina
 Courtney Price, Western Carolina
MOP: Anyssa Robles, Chattanooga

2016
 Danielle Knoetze, ETSU
 Lindsey Bert, Furman
 Siera Bishop, Furman
 Candace Johnson, Furman
 Emma Ogburn, Furman
 Megan Bilgri, Mercer
 Callie Brister, Samford
 Mollie Hanson, Samford
 Abbie Miranda, Samford
 Abby Sweeney, Samford
 Amanda Beltran, Chattanooga
MOP: Mollie Hanson, Samford

2017
 Lindsey Fadnek, ETSU
 Nikki Grupp, ETSU
 Madison Ogle, ETSU
 Grey Adams, Samford
 Madison Couch, Samford
 Shelby Maze, Samford
 Kelsey Royalty, Samford
 Quirisa Mauga, Mercer
 Ashley Conner, Chattanooga
 Madison Armstrong, Western Carolina
MOP: Lindsey Fadnek, ETSU

2018
 Lauren Lee, ETSU
 Madison Ogle, ETSU
 Kylie Toler, ETSU
 Taylor Wright, ETSU
 Lindsey Bert, Furman
 Caroline Taylor, Mercer
 Ryan Brzozoski, Samford
 Alicia Bazonski, UNCG
 Rachael McClaskey, UNCG
 Marisa Sholtes, UNCG
MOP: Alicia Bazonski, UNCG

2019
 Taylor Wright, ETSU
 Danielle Castleberry, Mercer
 Micayla Rood, Mercer
 Stephanie Bryden, UNCG
 Delaney Cumbie, UNCG
 Melanie Darges, UNCG
 Marisa Sholtes, UNCG
 Celie Hudson, Chattanooga
 Aly Walker, Chattanooga
 Erica Hayes, Western Carolina
MOP: Stephanie Bryden, UNCG

2021
 Adele Braun, Mercer
 Allie Jones, Mercer
 Maycin Brown, UNCG
 Makenna Matthijs, UNCG
 Morgan Scott, UNCG
 Courtney Ball, Chattanooga
 Jayme Eilers, Western Carolina
 Kailey McNeil, Western Carolina
 Addie Pate, Western Carolina
 Myra Twitty, Western Carolina
MOP: Maycin Brown, UNCG

2022
 Madison Headley, Mercer
 Diamond Williams, Mercer
 Delaney Cumbie, UNCG
 Makenna Matthijs, UNCG
 Morgan Scott, UNCG
 McKayla Cothran, Samford
 Ansley Yantis, Samford
 Reagan Armour, Chattanooga
 Emily Coltharp, Chattanooga
 Brooke Parrott, Chattanooga
 Kaili Phillips, Chattanooga
MOP: Brooke Parrott, Chattanooga

2023
 Brianna Bailey, ETSU
 Riley Nayadley, ETSU
 Alyssa Woods, Mercer
 Delaney Cumbie, UNCG
 Jessie Shipley, UNCG
 Maddie Spell, UNCG
 Olivia Lipari, Chattanooga

Merritt Cahoon, Samford
 McKenzie Newcomb, Samford
 Sarah Squillace, Samford
MOP: Maddie Spell, UNCG

2024
 Maycin Brown, UNCG
 Jorde Chartrand, UNCG
 Peja Goold, Chattanooga
 Kendall Forsythe, Chattanooga
 Kaili Phillips, Chattanooga
 McKenzie Newcomb, Samford
 Katie Campbell, Samford
 Lily Bell, Western Carolina
 Tessa Juett, Western Carolina
 Jeralynn Wells, Western Carolina
MOP: Peja Goold, Chattanooga

Tournament MOPs

1994 - Kim Currier, Furman
 1995 - Cristy Waring, Marshall
 1996 - April Miller, Chattanooga
 1997 - J.D. Staton, Chattanooga
 1998 - Amy Robertson, Chattanooga
 1999 - Aimee Littlejohn, Georgia Southern
 2000 - Connie Ness, Chattanooga
 2001 - Angela Brewer, Chattanooga
 2002 - Awbrey Winckler, Chattanooga
 2003 - Melissa Ramirez, Chattanooga
 2004 - Melissa Ramirez, Chattanooga
 2005 - Rachael Stern, Coll. of Charleston
 2006 - Shanita Black, Georgia Southern
 2007 - Amber Kiser, Furman
 2008 - Brooke Loudermilk, Chattanooga
 2009 - Brianna Streetmon, Georgia Southern
 2010 - Amber Harrell, UNCG
 2011 - Sara Poteat, Chattanooga
 2012 - Sarah Purvis, Georgia Southern
 2013 - Raeanne Hanks, UNCG
 2014 - Katie Henderson, Chattanooga
 2015 - Anyssa Robles, Chattanooga
 2016 - Mollie Hanson, Samford
 2017 - Lindsey Fadnek, ETSU
 2018 - Alicia Bazonski, UNCG
 2019 - Stephanie Bryden, UNCG
 2020 - Not awarded
 2021 - Maycin Brown, UNCG
 2022 - Brooke Parrott, Chattanooga
 2023 - Maddie Spell, UNCG
 2024 - Peja Goold, Chattanooga

Totals by school

Chattanooga	70
Georgia Southern	48
Furman	36
UNCG	35
Samford	23
College of Charleston	22
ETSU	15
Marshall	13
Mercer	12
Western Carolina	12
Appalachian State	6
Elon	6
UNC Wilmington	1

PLAYERS OF THE WEEK

1994

Week 1 Julie Glasser, Furman
 Week 2 Brandi Northrup, Marshall
 Week 3 Jeanne Noble, Marshall
 Week 4 Cathy Fronheiser, Furman

1995

Week 1 Jessica Brown, Chattanooga
 Week 2 April Miller, Chattanooga
 Week 3 Julie Glasser, Furman
 Week 4 Julie Glasser, Furman
 Week 5 Stacey Soltis, Furman
 Week 6 April Miller, Chattanooga
 Week 7 Amy Jakubowski, Furman
 Week 8 Jamie Rausch, Furman

1996

Week 1 Jamie Rausch, Furman
 Week 2 McCaine Lowder, Georgia Southern
 Week 3 Jessica Brown, Chattanooga
 Week 4 Julie Glasser, Furman
 Week 5 Julie Glasser, Furman
 Week 6 Allison DeVries, Chattanooga
 Week 7 Julie Glasser, Furman
 Week 8 Julie Glasser, Furman

1997

March 5 Beth Dance, Georgia Southern
 March 11 Denise Posey, Chattanooga
 March 18 Sheri Russo, Georgia Southern
 March 25 Julie Glasser, Furman
 April 1 Julie Glasser, Furman
 April 8 Jessica Brown, Chattanooga
 April 15 Stefanie Cook, Marshall
 April 22 Julie Glasser, Furman

1998

March 9 Lara Long, UNCG
 March 17 Mandi Green, Chattanooga
 March 23 Keri Meigs, Chattanooga
 March 30 Mandi Green, Chattanooga
 April 6 Megan Luring, Chattanooga
 April 13 Sheri Russo, Georgia Southern
 April 20 Jessie Marsh, UNCG
 April 27 Danelle Toole, Georgia Southern

1999

March 2 Jaclyn Kaylor, Georgia Southern
 March 8 Keri Meigs, Chattanooga
 March 15 Allison DeVries, Chattanooga
 March 22 Stacie Cooper, Georgia Southern
 March 29 Keri Meigs, Chattanooga
 April 5 Leah Tucker, Chattanooga
 April 12 Allison DeVries, Chattanooga
 April 19 Megan Luring, Chattanooga

2000

Feb. 24 Leigh Irwin, UNCG
 Feb. 29 Leigh Irwin, UNCG
 March 2 Jaclyn Kaylor, Georgia Southern
 March 8 Kelly Van Houten, Furman
 March 13 Joy Stogner, UNCG
 March 20 Keke Grady, UNCG
 March 28 Brooke Fuller, College of Charleston
 April 3 Kay Brittain, Furman
 April 10 Jennifer Harris, Georgia Southern
 April 17 Leah Tucker, Chattanooga
 April 24 Kelly Blazi, Georgia Southern
 May 1 Amanda Bacon, College of Charleston

2001

Feb. 21 Amber Watson, UNCG
 Feb. 28 Angela Brewer, Chattanooga

March 7 Jacki Mariner, College of Charleston
 March 12 Kelly Leachman, Furman
 March 19 Karen Myers, Furman
 March 26 Dana Reed, Chattanooga
 April 2 Tiffany Vandergriff, ETSU
 April 9 Penny Thompson, UNCG
 April 16 Angela Brewer, Chattanooga
 April 23 Tayla Trudell, Chattanooga
 April 30 Lindsay Wyont, College of Charleston

2002

Feb. 18 Penny Thompson, UNCG
 Feb. 25 Tiffany Vandergriff, ETSU
 March 4 Penny Thompson, UNCG
 March 11 Amanda Cone, College of Charleston
 March 18 Danielle Spetar, ETSU
 March 25 Jada Pascatore, Chattanooga
 April 1 Penny Thompson, UNCG
 April 8 Tiffany Lindemann, UNC Wilmington
 April 15 Jada Pascatore, Chattanooga
 April 23 Amanda Cone, College of Charleston
 April 23 Tara Garner, Chattanooga
 April 29 Jill Crawford, Chattanooga

2003

March 12 Penny Thompson, UNCG
 March 17 Amanda Cone, College of Charleston
 March 24 Penny Thompson, UNCG
 March 31 Meagen Johnson, Furman
 April 8 Joni Gomez, UNCG
 April 14 Jennifer Reed, Chattanooga
 April 14 Jacquie Rothey, College of Charleston
 April 23 Jennifer Reed, Chattanooga
 April 28 Melissa Creeger, College of Charleston
 May 5 Joni Gomez, UNCG

2004

Feb. 24 Amanda Cone, College of Charleston
 March 3 Amanda Cone, College of Charleston
 March 9 Jenny Gustin, Elon
 March 16 Joni Gomez, UNCG
 March 23 Amanda Cone, College of Charleston
 March 29 Tiffany McVay, ETSU
 April 5 Kim Griffin, Georgia Southern
 April 5 Bryn Favor, Chattanooga
 April 12 Joni Gomez, UNCG
 April 19 Amanda Cone, College of Charleston
 April 26 Joni Gomez, UNCG
 May 3 Darcy Johnson, College of Charleston
 May 10 Maria Laurato, Georgia Southern

2005

Feb. 21 Renee Francis, College of Charleston
 March 2 Melissa Ramirez, Chattanooga
 March 7 Dani Concepcion, Elon
 March 14 Jayme Durand, College of Charleston
 March 21 Lindsay Lane, ETSU
 March 28 Tara Tembey, Chattanooga
 April 4 Maria Laurato, Georgia Southern
 April 11 Brittany Whittier, Chattanooga
 April 19 Melissa Ramirez, Chattanooga
 April 25 Kelly Allen, UNCG
 May 2 Ciera Dunn, Georgia Southern
 May 9 Tara Tembey, Chattanooga

2006

Feb. 27 Lauren Ross, Western Carolina
 March 6 Gwen Johnson, UNCG
 March 13 Debbie Zeigler, Elon
 March 20 Gwen Johnson, UNCG
 March 27 Jenny Jackson, Western Carolina

April 3 Savannah Filley, Western Carolina
 April 10 Heather Smith, Georgia Southern
 April 17 Shanita Black, Georgia Southern
 April 24 Shanita Black, Georgia Southern
 May 1 Lindsay Glover, Appalachian State
 May 8 Toni Hutchinson, Chattanooga

2007

March 5 Debbie Ziegler, Elon
 March 12 Tara Tembey, Chattanooga
 March 19 Tracey Dahlen, Elon
 March 26 Amber Kiser, Furman
 April 2 Shannon Howard, College of Charleston
 April 9 Jennifer Golden, College of Charleston
 April 16 Jennifer Golden, College of Charleston
 April 23 Danielle Peters, Appalachian State
 April 30 Alyssa Edwards, Chattanooga
 May 7 Jennifer Golden, College of Charleston

2008

Feb. 18 Katie Boyd, Appalachian State
 Feb. 25 Katie Bleivins, Chattanooga
 March 3 Kristie Shifflett, College of Charleston
 March 10 Robyne Siliga, Georgia Southern
 March 17 Meredith Mielke, Furman
 March 24 Melanie Helterbran, Elon
 March 31 Katie Nutaitis, College of Charleston
 April 7 Robyne Siliga, Georgia Southern
 April 14 Katie Boyd, Appalachian State
 April 21 Jaimie Rao, Elon
 April 28 Jenny Side, Georgia Southern
 May 5 Tracey Dahlen, Elon
 Lauren Ross, Western Carolina

2009

Feb. 9 Jessica Owens, Samford
 Feb. 16 Katie Boyd, Appalachian State
 Feb. 23 Katie Boyd, Appalachian State
 March 4 Brittany Eason, Chattanooga
 March 10 Shannon Howard, College of Charleston
 March 16 Kristie Shifflett, College of Charleston
 March 23 Stephanie Cushing, Furman
 March 30 Robyne Siliga, Georgia Southern
 April 6 Toni Hutchison, Chattanooga
 April 13 Brittany Ausley, UNCG
 April 20 Amber Shifflett, College of Charleston
 April 27 Katie Forbes, College of Charleston
 May 4 Michelle Fuzzard, Chattanooga

2010

Feb. 15 Emerald Graham, Elon
 Feb. 22 Tiffany Baker, Chattanooga
 March 1 McKenzie Phillips, Appalachian State
 March 8 Katie England, Samford
 March 15 Emerald Graham, Elon
 March 22 Katie Boyd, Appalachian State
 March 29 Jenny Side, Georgia Southern
 April 5 Stephanie Field, Furman
 April 12 Tia Blosser, Chattanooga
 April 19 Kaitlyn Piazolla, Elon
 April 26 Alex Emeterio, UNCG
 May 3 Nina Iduate, Georgia Southern
 May 10 Kaitlin Merkt, UNCG

2011

Feb. 14 Emerald Graham, Elon
 Feb. 21 Kasey Tydingco, Chattanooga
 Feb. 28 Michelle Fuzzard, Chattanooga
 March 7 Marie Fogle, Georgia Southern
 March 14 Morgan Hughey, Furman
 March 21 Marie Fogle, Georgia Southern
 March 28 Tiffany Baker, Chattanooga
 April 4 Vivian Morimoto, Chattanooga

PLAYERS OF THE WEEK

April 11 Michelle Fuzzard, Chattanooga
 April 18 Mackenzie Williams, Georgia Southern
 April 25 Danielle Lafferty, Elon
 May 2 Alex Emeterio, UNCG
 May 9 Michelle Fuzzard, Chattanooga

2012

Feb. 13 Camille Hill, Elon
 Feb. 20 Michelle Fuzzard, Chattanooga
 Feb. 27 Michelle Fuzzard, Chattanooga
 March 5 Erin Foster, Western Carolina
 March 12 Erin O'Shea, Elon
 March 19 Marie Fogle, Georgia Southern
 March 26 Michelle Fuzzard, Chattanooga
 April 2 Mackenzie Williams, Georgia Southern
 April 9 Michelle Fuzzard, Chattanooga
 April 16 Erin Foster, Western Carolina
 April 23 Jessica Traxler, Chattanooga
 April 30 Heather Robb, UNCG
 May 7 Mackenzie Maples, College of Charleston

2013

Feb. 11 Lindsay Thomas, UNCG
 Feb. 18 Danielle Vega, UNCG
 Feb. 25 Tomeka Watson, Elon
 March 4 Lindsay Thomas, UNCG
 March 11 Allie Cashion, Appalachian State
 March 18 Seara Bishop, Furman
 March 25 Taylor Jenkins, Furman
 April 1 Kasey Tydingco, Chattanooga
 April 8 Nikki Legg, Furman
 April 15 Tomeka Watson, Elon
 April 22 Taylor Sigmon, Western Carolina
 April 29 Carleigh Nester, Elon
 May 6 Carleigh Nester, Elon

2014

Feb. 10 Emily Cameron, Elon
 Feb. 17 Sam Taylor, Chattanooga
 Feb. 24 Abby Adams, Samford
 March 3 Carleigh Nestor, Elon
 March 11 Anyssa Robles, Chattanooga
 March 17 Nicole Thomas, UNCG
 March 24 Kara Salvo, Western Carolina
 March 31 Katelyn Bedwell, UNCG
 April 7 Ambree Mueller, Furman
 April 14 Dani Heichen, Appalachian State
 April 21 Katelyn Bedwell, UNCG
 April 28 Lindsay Thomas, UNCG
 May 5 Lindsay Thomas, UNCG

2015

Feb. 9 Natalie Shiver, Mercer
 Feb. 16 Caitlin Bice, Samford
 Feb. 23 Nicole Osterman, Chattanooga
 March 2 Seara Bishop, Furman
 March 9 Nicole Thomas, UNCG
 March 16 Riley Carter, Mercer
 March 23 Courtney Price, Western Carolina
 March 30 Nicole Osterman, Chattanooga
 April 6 Callie Brister, Samford
 April 13 Sarah Beth Roberts, Chattanooga
 April 20 Elise Smith, Furman
 April 27 Natalie Shiver, Mercer
 May 4 Anyssa Robles, Chattanooga

2016

Feb. 15 Lindsay Thomas, UNCG
 Feb. 22 AnnaRose Borrelli, Furman
 Feb. 29 Hannah Trombley, Samford
 March 7 AnnaRose Borrelli, Furman
 March 14 Courtney Price, Western Carolina
 March 21 Taylor Miller, Mercer

March 28 Abbie Miranda, Samford
 April 4 Megan Dowdy, Samford
 April 11 Nicole Thomas, UNCG
 April 18 Bethany Cowart, ETSU
 April 25 Cricket Blanco, Chattanooga
 May 2 Lindsay Thomas, UNCG
 May 9 Hunter Gibbons, Western Carolina

2017

Feb. 13 Tiffany Laughren, ETSU
 Feb. 20 Jasmine Palmer, UNCG
 Feb. 27 Megan Lane, Mercer
 March 6 Abby Walsh, Mercer
 March 13 Emily Acquaviva, UNCG
 March 20 Abby Sweeney, Samford
 March 27 Emma Andrew, Mercer
 April 3 Madison Armstrong, Western Carolina
 April 10 Hunter Gibbons, Western Carolina
 April 17 Whitney Hinton, Samford
 April 24 Abby Sweeney, Samford
 May 1 Rachael McClaskey, UNCG
 May 8 Tiffany Laughren, ETSU

2018

Feb. 12 Marisa Sholtes, UNCG
 Feb. 19 Makenna Matthijs, UNCG
 Feb. 26 Caroline Taylor, Mercer
 March 5 Shelby Maze, Samford
 March 12 Candace Johnson, Furman
 March 19 Makenna Matthijs, UNCG
 March 26 Makenna Matthijs, UNCG
 April 2 Shelby Maze, Samford
 April 9 Lindsey Bert, Furman
 April 16 Shelby Maze, Samford
 April 23 Ashlyn Barnes, Samford
 April 30 Marisa Sholtes, UNCG
 May 7 Jordan Gontram, UNCG

2019

Feb. 11 Aly Walker, Chattanooga
 Feb. 18 Amanda Beltran, Chattanooga
 Feb. 25 Nikki Grupp, ETSU
 March 4 Marissa Guimbarda, Furman
 March 11 Emma Sturdivant, Chattanooga
 March 18 Emily Coltharp, Chattanooga
 March 25 Kasidy Dunn, ETSU
 April 1 Hannah Trombley, Samford
 April 8 Megan Lane, Mercer
 April 15 Whitney Hinton, Samford
 April 22 Kenlie Harvey, Mercer
 April 29 Gabi Howard, UNCG
 May 6 Megan Lane, Mercer

2020*

Feb. 10 O'Neil Roberson, Samford
 Feb. 17 Delaney Cumbie, UNCG
 Feb. 24 Whitney Hinton, Samford
 March 2 Kylie Toler, ETSU
 March 9 Allie Jones, Mercer
 March 16 Erica Hayes, Western Carolina

*season cut short by COVID-19.

2021

Feb. 15 Bailey Huneycutt, Western Carolina
 Feb. 22 Courtney Ball, Chattanooga
 March 1 Nikki Grupp, ETSU
 March 8 Jasmine Palmer, UNCG
 March 15 Timberlyn Shurbutt, Samford
 March 22 Maycin Brown, UNCG
 March 29 Whitney Hinton, Samford
 April 5 Hayleigh Weissenbach, Chattanooga
 April 12 Bailey Huneycutt, Western Carolina
 April 19 Makenna Matthijs, UNCG

April 26 Courtney Ball, Chattanooga
 May 3 Kayleigh Willis, UNCG
 May 10 Jasmine Palmer, UNCG

2022

Feb. 14 Timberlyn Shurbutt, Samford
 Feb. 21 Jordan Gontram, UNCG
 Feb. 28 Blayke Batten, UNCG
 March 7 Delaney Cumbie, UNCG
 March 14 Mary Katherine Tedder, Samford
 March 21 Grace Loftin, UNCG
 March 28 Maycin Brown, UNCG
 April 4 Reagan Armour, Chattanooga
 April 11 Mary Katherine Tedder, Samford
 April 18 Myra Twitty, Western Carolina
 April 25 Emily Bartlett, Furman
 May 2 Diamond Williams, Mercer
 May 9 Adison Keylon, Chattanooga

2023

Feb. 13 Delaney Cumbie, UNCG
 Feb. 20 Riley Ludlam, Furman
 Feb. 27 Sara Muir, ETSU
 March 6 Delaney Cumbie, UNCG
 March 13 Brooklynn Brewington, WCU
 March 20 Kaili Phillips, Chattanooga
 March 27 Hannah Poole, Furman
 April 3 Bailey Huneycutt, Western Carolina
 April 10 Alex Rose Molinar, Furman
 April 17 Jorde Chartrand, UNCG
 April 24 Brooklynn Brewington, WCU
 May 1 Kaili Phillips, Chattanooga
 May 8 Jorde Chartrand, UNCG

2024

Feb. 12 Tori Hedgecock, Mercer
 Feb. 19 Sara Muir, ETSU
 Feb. 26 Anna White, UNCG
 March 4 Baileigh Pitts, Chattanooga
 March 11 Brooklynn Maxwell, UNCG
 March 18 Chloe Fabio, Furman
 March 25 Alyssa Woods, Mercer
 April 1 Kailey Snell, Chattanooga
 April 8 Sydney Dirks, Western Carolina
 April 15 Baileigh Pitts, Chattanooga
 April 22 Maycin Brown, UNCG
 April 29 Kaili Phillips, Chattanooga
 May 6 Jayce Purdy, Chattanooga

Totals by school

Chattanooga	78
UNCG	65
Furman	41
Georgia Southern	28
College of Charleston	27
Samford.....	24
Elon.....	21
Western Carolina	21
Mercer.....	15
ETSU	14
Appalachian State	10
Marshall.....	3
UNC Wilmington	1

PLAYERS OF THE WEEK

Repeat Player of the Week selections

10 times

Julie Glasser, Furman (1994-97)

7 times

Amanda Cone, College of Charleston (2002-04)

6 times

Penny Thompson, UNCG (2001-03)
Lindsay Thomas, UNCG (2013-14, 16)

5 times

Joni Gomez, UNCG (2003-04)

4 times

Katie Boyd, Appalachian State (2008-09)
Michelle Fuzzard, Chattanooga (2009, 2011-12)
Whitney Hinton, Samford (2017, 19, 20, 21)
Makenna Matthijs, UNCG (2018, 2021)
Delaney Cumbie, UNCG (2020, 2022, 2023)

3 times

Jessica Brown, Chattanooga (1995-97)
Allison DeVries, Chattanooga (1996, 99)
Keri Meigs, Chattanooga (1998-99)
Tara Tembey, Chattanooga (2005, '07)
Jennifer Golden, College of Charleston (2007)
Robyne Siliga, Georgia Southern (2008-09)
Emerald Graham, Elon (2010-11)
Carleigh Nester, Elon (2013)
Nicole Thomas, UNCG (2014-16)

Shelby Maze, Samford (2018)
Megan Lane, Mercer (2017, '19)
Maycin Brown, UNCG (2021, 2022, 2024)
Kaili Phillips, Chattanooga (2023, 2024)

2 times

April Miller, Chattanooga (1995)
Jamie Rausch, Furman (1995-96)
Sherri Russo, Georgia Southern (1997-98)
Mandi Green, Chattanooga (1998)
Megan Luring, Chattanooga (1998-99)
Jaclyn Kaylor, Georgia Southern (1999-00)
Leah Tucker, Chattanooga (1999-00)
Leah Irwin, UNCG (2000)
Angela Brewer, Chattanooga (2001)
Jada Pascatore, Chattanooga (2002)
Jennifer Reed, Chattanooga (2003)
Maria Laurato, Georgia Southern (2004-05)
Melissa Ramirez, Chattanooga (2005)
Gwen Johnson, UNCG (2006)
Shanita Black, Georgia Southern (2006)
Debbie Ziegler, Elon (2006-07)
Tracey Dahlen, Elon (2007-08)
Lauren Ross, Western Carolina (2006, 08)
Shannon Howard, College of Charleston (2007, 09)
Kristie Shifflett, College of Charleston (2008-09)
Toni Hutchison, Chattanooga (2006, 09)
Katie Boyd, Appalachian State (2009)
Alex Emeterio, UNCG (2010-11)
Marie Fogle, Georgia Southern (2011)

Erin Foster, Western Carolina (2012)
Tomeka Watson, Elon (2013)
Sieara Bishop, Furman (2013, 15)
Anyssa Robles, Chattanooga (2014-15)
Natalie Shiver, Mercer (2015)
AnnaRose Borrelli, Furman (2016)
Courtney Price, Western Carolina (2015-16)
Tiffany Laughren, ETSU (2017)
Abby Sweeney, Samford (2017)
Hunter Gibbons, Western Carolina (2017)
Marisa Sholtes, UNCG (2018)
Whitney Hinton, Samford (2020, 2021)
Bailey Huneycutt, Western Carolina (2021)
Jasmine Palmer, UNCG (2021)
Courtney Ball, Chattanooga (2021)
Nikki Grupp, ETSU (2019, '21)
Timberlyn Shurbutt, Samford (2021, 2022)
Mary Katherine Tedder, Samford (2022)
Brooklynn Brewington, WCU (2023)
Bailey Huneycutt, Western Carolina (2021, 2023)
Jorde Chartrand, UNCG (2023)

PLAYERS OF THE MONTH

2004
February Dani Concepcion, Elon
March Amanda Cone, College of Charleston
April Bryn Favor, Chattanooga

2006
February Debbie Zeigler, Elon
March Allyson McCubbins, Western Carolina
April Shanita Black, Georgia Southern
May Shanita Black, Georgia Southern

2007
February Adriane Audley, UNCG
March Stephanie Beatty, Western Carolina
April Jennifer Golden, College of Charleston
May Amber Kiser, Furman

2008
February Katie Boyd, Appalachian State
April Nina Iduate, Georgia Southern
May Tara Tembey, Chattanooga

2009
February Katie Boyd, Appalachian State
March Tiffany Baker, Chattanooga
April Amber Shifflett, College of Charleston
May Jessica Owens, Samford

2010
February Tiffany Baker, Chattanooga
March Emerald Graham, Elon
April Kristie Shifflett, College of Charleston
May Jacqueline Gonzalez, Elon

2011
February Michelle Fuzzard, Chattanooga
March Marie Fogle, Georgia Southern
April Tiffany Baker, Chattanooga
May Michelle Fuzzard, Chattanooga

2012
February Michelle Fuzzard, Chattanooga
March Marie Fogle, Georgia Southern
April Erin Foster, Western Carolina

2013
February Tomeka Watson, Elon
March Allie Cashion, Appalachian State
April Carleigh Nester, Elon

2014
February Emily Cameron, Elon
March Kourtney Thomas, Georgia Southern
April Katelyn Bedwell, UNCG

2015
February Sam Taylor, Chattanooga
March Riley Carter, Mercer
April Sieara Bishop, Furman

2016
February Danielle Vega, UNCG
March Lindsay Thomas, UNCG
April Megan Dowdy, Samford

2017
February Tiffany Laughren, ETSU
March Danielle Knoetze, ETSU
April Marisa Sholtes, UNCG

2018
February Marisa Sholtes, UNCG
March Brook Womack, Chattanooga
April Aly Walker, Chattanooga

2019
February Mallore Schurr, ETSU
March Marisa Sholtes, UNCG
April Whitney Hinton, Samford

2020*
February Danielle Castleberry, Mercer
*season cut short by COVID-19

2021
February Courtney Ball, Chattanooga
March Maycin Brown, UNCG
April Bailey Huneycutt, Western Carolina
May Maycin Brown, UNCG

2022
February Maycin Brown, UNCG
March Grace Lofton, UNCG
April Makenna Matthijs, UNCG
May Reagan Armour, Chattanooga

2023
February Riley Ludlam, Furman
March Riley Ludlam, Furman
April Bailey Huneycutt, Western Carolina
May Grier Bruce, Samford

2024
February Brooklynn Maxwell, UNCG
March Brooklynn Maxwell, UNCG
April Kaili Phillips, Chattanooga

Totals by school

Chattanooga 14
UNCG 14
Elon.....7
Georgia Southern.....6
Western Carolina5
College of Charleston4
Samford.....4
Furman4
Appalachian State3
ETSU3
Mercer.....2

Repeat selections

3 times
Tiffany Baker, Chattanooga (2009-11)
Michelle Fuzzard, Chattanooga (2011-12)
Marisa Sholtes, UNCG (2017-19)
Maycin Brown, UNCG (2021, 2022)

2 times
Shanita Black, Georgia Southern (2006)
Katie Boyd, Appalachian State (2008-09)
Riley Ludlam, Furman (2023)
Bailey Huneycutt, WCU (2021, 2023)
Brooklynn Maxwell, UNCG (2024)

PITCHERS OF THE WEEK

1994

Week 1 April Miller, Chattanooga
 Week 2 Kim Currier, Furman
 Week 3 Brandi Northrup, Marshall
 Week 4 Kim Currier, Furman

1995

Week 1 Missy Frost, Marshall
 Week 2 April Miller, Chattanooga
 Week 3 Vanessa Fawcett, Georgia Southern
 Week 4 April Miller, Chattanooga
 Week 5 Missy Frost, Marshall
 Week 6 Amy Jakubowski, Furman
 Week 7 Amy Jakubowski, Furman
 Week 8 Cristy Waring, Marshall

1996

Week 1 Vanessa Fawcett, Georgia Southern
 Week 2 Vanessa Fawcett, Georgia Southern
 Week 3 Amy Robertson, Chattanooga
 Week 4 Vanessa Fawcett, Georgia Southern
 Week 5 Missy Frost, Marshall
 Week 6 Cristy Waring, Marshall
 Week 7 Mandi Dunn, Georgia Southern
 Week 8 April Miller, Chattanooga

1997

March 5 Jennifer Miller, Georgia Southern
 March 11 J.D. Staton, Chattanooga
 March 18 Mandi Dunn, Georgia Southern
 March 25 Cristy Waring, Marshall
 April 1 Ashley Rayl, Furman
 April 8 J.D. Staton, Chattanooga
 April 15 Missy Frost, Marshall
 April 22 Amy Robertson, Chattanooga

1998

March 9 Christine Hornak, UNCG
 March 17 Christine Hornak, UNCG
 March 23 Kelly Jack, Furman
 March 30 Talya Trudell, Chattanooga
 April 6 Amy Robertson, Chattanooga
 April 13 Amy Robertson, Chattanooga
 April 20 Amy Robertson, Chattanooga
 April 27 Christine Hornak, UNCG

1999

March 2 Beth Alexander, Chattanooga
 March 8 Kenzie Kohler, College of Charleston
 March 15 Jennifer Miller, Georgia Southern
 March 22 Aimee Littlejohn, Georgia Southern
 March 29 Talya Trudell, Chattanooga
 April 5 Jennifer Miller, Georgia Southern
 April 12 Beth Alexander, Chattanooga
 April 19 Beth Alexander, Chattanooga

2000

Feb. 29 Awbrey Winckler, Chattanooga
 March 8 Chrissy Hacker, Furman
 March 13 Chrissy Hacker, Furman
 March 20 Amy Poole, UNCG
 March 28 Connie Ness, Chattanooga
 April 3 Aimee Littlejohn, Georgia Southern
 April 10 Kelly Jack, Furman
 April 17 Aimee Littlejohn, Georgia Southern
 April 24 Connie Ness, Chattanooga
 May 1 Melissa Creeger, College of Charleston

2001

Feb. 21 Amber Watson, UNCG

Feb. 28 Beth Alexander, Chattanooga
 March 7 Amber Watson, UNCG
 March 12 Beth Alexander, Chattanooga
 March 19 Beth Alexander, Chattanooga
 March 26 Beth Alexander, Chattanooga
 April 2 Jessica Hodge, ETSU
 April 9 Chrissy Hacker, Furman
 April 16 Talya Trudell, Chattanooga
 April 23 Talya Trudell, Chattanooga
 April 30 Kelly Jack, Furman

2002

Feb. 18 Rachel Henley, Furman
 Amber Watson, UNCG
 Feb. 25 Amber Watson, UNCG
 March 4 Crystal Crews, Georgia Southern
 March 11 Courtney Jenkins, ETSU
 March 18 Aimee Littlejohn, Georgia Southern
 March 25 Beth Alexander, Chattanooga
 April 1 Jordan Arnold, Appalachian State
 April 8 Beth Alexander, Chattanooga
 April 15 Courtney Jenkins, ETSU
 April 23 Carla Shepard, College of Charleston
 April 29 Awbrey Winckler, Chattanooga

2003

March 12 Meagen Johnson, Furman
 March 17 Amanda Wilson, UNC Wilmington
 March 24 Rachael Stern, College of Charleston
 March 31 Jordan Arnold, Appalachian State
 April 8 Rachael Stern, College of Charleston
 April 14 Rachael Stern, College of Charleston
 April 23 Sara Meek, Chattanooga
 April 28 Julia McChain, ETSU
 May 5 Awbrey Winckler, Chattanooga

2004

Feb. 24 Rachael Stern, College of Charleston
 March 3 Natalie Smith, College of Charleston
 March 9 Brittney Whittier, Chattanooga
 March 16 Belinda Barrera, ETSU
 March 23 Danielle Byrne, UNCG
 March 29 Natalie Smith, College of Charleston
 April 5 Rachel Henley, Furman
 April 12 Rachael Stern, College of Charleston
 April 19 Lacey Swarthout, Chattanooga
 Jennifer Hurley, Appalachian State
 April 26 Danielle Byrne, UNCG
 May 3 Lacey Swarthout, Chattanooga
 May 10 Natalie Smith, College of Charleston

2005

Feb. 21 Megan Borgaard, Elon
 March 2 Lacey Swarthout, Chattanooga
 March 7 Natalie Smith, College of Charleston
 March 14 Rachael Stern, College of Charleston
 March 21 Lacey Swarthout, Chattanooga
 March 28 Natalie Smith, College of Charleston
 April 4 Courtney Jenkins, ETSU
 April 11 Natalie Smith, College of Charleston
 April 19 Lacey Swarthout, Chattanooga
 April 25 Meredith Gay, Elon
 May 2 Rachael Stern, College of Charleston
 May 9 Logan Free, Georgia Southern

2006

Feb. 27 Mendy McKenzie, Western Carolina
 March 6 Mendy McKenzie, Western Carolina
 March 13 Kayla Richardson, Appalachian State
 March 20 Melissa Laliberte, Georgia Southern

March 27 Mendy McKenzie, Western Carolina
 April 3 Logan Free, Georgia Southern
 April 10 Jenny Jackson, Western Carolina
 April 17 Yancy Moose, Appalachian State
 April 24 Mendy McKenzie, Western Carolina
 May 1 Mendy McKenzie, Western Carolina
 May 8 Melissa Laliberte, Georgia Southern

2007

March 5 Vanessa Oakes, UNCG
 March 12 Brooke Loudermilk, Chattanooga
 March 19 Ashley Frizzell, Chattanooga
 March 26 Melanie Helterbran, Elon
 April 2 A.J. Street, Georgia Southern
 April 9 Terri Mesko, College of Charleston
 April 16 Melissa Laliberte, Georgia Southern
 April 23 Brooke Loudermilk, Chattanooga
 April 30 Lauren Ross, Western Carolina
 May 7 Brooke Loudermilk, Chattanooga

2008

Feb. 18 Pam DelPizzo, Elon
 Feb. 25 Lana Mackey, Furman
 March 3 Melissa Laliberte, Georgia Southern
 March 10 Melissa Laliberte, Georgia Southern
 March 17 Lana Mackey, Furman
 March 24 Brooke Loudermilk, Chattanooga
 March 31 Brooke Loudermilk, Chattanooga
 April 7 Melissa Laliberte, Georgia Southern
 April 14 Kaitlin Holloway, Chattanooga
 April 21 Shannon Howard, College of Charleston
 Brooke Loudermilk, Chattanooga
 April 28 Terri Mesko, College of Charleston
 May 5 Hannah Angel, UNCG

2009

Feb. 9 Kandice Irwin, Chattanooga
 Feb. 16 Amber Harrell, UNCG
 Feb. 23 Ashley Stubbs, Appalachian State
 March 4 Kandice Irwin, Chattanooga
 March 10 Terri Mesko, College of Charleston
 March 16 Brianna Streetmon, Georgia Southern
 March 23 Stephanie Royall, Samford
 March 30 Stephanie Royall, Samford
 April 6 Brianna Streetmon, Georgia Southern
 April 13 Lana Mackey, Furman
 April 20 Terri Mesko, College of Charleston
 April 27 Lana Mackey, Furman
 May 4 Amber Harrell, UNCG

2010

Feb. 15 Lana Mackey, Furman
 Feb. 22 Brooke Loudermilk, Chattanooga
 March 1 Brooke Loudermilk, Chattanooga
 March 8 Cory Mattson, UNCG
 March 15 Brianna Streetmon, Georgia Southern
 March 22 Kayla Suskauer, Furman
 March 29 Amber Harrell, UNCG
 April 5 Nikki Waters, Chattanooga
 April 12 Kandice Irwin, Chattanooga
 April 19 Amber Harrell, UNCG
 April 26 Amber Harrell, UNCG
 May 3 Amanda Barrs, Samford
 May 10 Brooke Loudermilk, Chattanooga

2011

Feb. 14 Michelle Fuzzard, Chattanooga
 Feb. 21 Lauren Taylor, Elon
 Feb. 28 Erin O'Shea, Elon
 March 7 Lauren Taylor, Elon
 March 14 Lauren Taylor, Elon
 March 21 Alexa Datko, College of Charleston
 March 28 Alexa Datko, College of Charleston

PITCHERS OF THE WEEK

April 4 Allie Miles, Georgia Southern
 April 11 Hannah Dow, Appalachian State
 April 18 Allie Miles, Georgia Southern
 April 25 Allie Miles, Georgia Southern
 May 2 Raeanne Hanks, UNCG
 May 9 Lauren Taylor, Elon

2012
 Feb. 13 Taylor Deason, Chattanooga
 Feb. 20 Brooke Red, Georgia Southern
 Feb. 27 Stephanie Saylor, College of Charleston
 March 5 Lakyn Shull, Furman
 March 12 Sarah Purvis, Georgia Southern
 March 19 Taylor Deason, Chattanooga
 March 26 Stephanie Saylor, College of Charleston
 April 2 Sarah Purvis, Georgia Southern
 April 9 Stephanie Saylor, College of Charleston
 April 16 Hope Klicker, College of Charleston
 April 23 Jordan Garrett, Western Carolina

2013
 Feb. 11 Sarah Purvis, Georgia Southern
 Feb. 18 Sarah Purvis, Georgia Southern
 Feb. 25 Hope Klicker, College of Charleston
 March 4 Shelby Parker, Furman
 March 11 Mollie Hanson, Samford
 March 18 Alissa Schoelkopf, Appalachian State
 March 25 Lauren Collier, Furman
 April 1 Raeanne Hanks, UNCG
 April 8 Mallory Broome, Western Carolina
 April 15 Lauren Collier, Furman
 April 22 Shelby Scott, Samford
 April 29 Lauren Collier, Furman
 May 6 Chelsea White, Elon

2014
 Feb. 10 Sarah Purvis, Georgia Southern
 Feb. 17 Sarah Purvis, Georgia Southern
 Feb. 24 Shelby Parker, Furman
 March 3 Sarah Purvis, Georgia Southern
 March 11 Sarah Purvis, Georgia Southern
 March 17 Lauren Collier, Furman
 March 24 Taylor Deason, Chattanooga
 March 31 Mollie Hanson, Samford
 April 7 Sarah Purvis, Georgia Southern
 April 14 Lauren Collier, Furman
 April 21 Katie Henderson, Chattanooga
 April 28 Caitlin O'Shea, Elon
 May 5 Katie Henderson, Chattanooga

2015
 Feb. 9 Mollie Hanson, Samford
 Feb. 16 Jordan Garrett, Western Carolina
 Feb. 23 Cori Jennings, Chattanooga
 March 2 Kirsten Stevens, Mercer
 March 9 Lindsey Bert, Furman
 March 16 Kirsten Stevens, Mercer
 March 23 Cori Jennings, Chattanooga
 March 30 Kirsten Stevens, Mercer
 April 6 Jordan Garrett, Western Carolina
 April 13 Jordan Garrett, Western Carolina
 April 20 Kirsten Stevens, Mercer
 April 27 Lindsey Bert, Furman
 May 4 Kailey Palazzolo, Chattanooga

2016
 Feb. 15 Cori Jennings, Chattanooga
 Feb. 22 Jessica Stone, Samford
 Feb. 29 Alicia Bazonski, UNCG
 March 7 Lindsey Fadnek, ETSU
 March 14 Alicia Bazonski, UNCG
 March 21 Alicia Bazonski, UNCG
 March 28 Mollie Hanson, Samford

April 4 Mollie Hanson, Samford
 April 11 Taylor Sigmon, Western Carolina
 April 18 Lindsey Fadnek, ETSU
 April 25 Mollie Hanson, Samford
 May 2 Mollie Hanson, Samford
 May 9 Mollie Hanson, Samford

2017
 Feb. 13 Madison Ogle, ETSU
 Feb. 20 Lindsey Bert, Furman
 Feb. 27 Lindsey Bert, Furman
 March 6 Courtney Buchanan, Western Carolina
 March 13 Lindsey Bert, Furman
 March 20 Jessica Stone, Samford
 March 27 Stella Preston, Mercer
 April 3 Madison Ogle, ETSU
 April 10 Stella Preston, Mercer
 April 17 Lindsey Bert, Furman
 April 24 Lindsey Bert, Furman
 May 1 Anna O'Neill, Mercer
 May 8 Alicia Bazonski, UNCG

2018
 Feb. 12 Emily DeMonte, Furman
 Feb. 19 Emily DeMonte, Furman
 Feb. 26 Lindsey Bert, Furman
 March 5 Jill McElderry, Mercer
 March 12 Stephanie Bryden, UNCG
 March 19 Madison Ogle, ETSU
 March 26 Alicia Bazonski, UNCG
 April 2 Stephanie Bryden, UNCG
 April 9 Lindsey Bert, Furman
 April 16 Celie Hudson, Chattanooga
 April 23 Lindsey Bert, Furman
 April 30 Lindsey Bert, Furman
 May 7 Lindsey Bert, Furman

2019
 Feb. 11 Celie Hudson, Chattanooga
 Feb. 18 Kelly Schmidt, ETSU
 Feb. 25 Stephanie Bryden, UNCG
 March 4 Emily DeMonte, Furman
 March 11 Mariah Ramirez, Chattanooga
 March 18 Stephanie Bryden, UNCG
 March 25 Emily DeMonte, Furman
 April 1 Stephanie Bryden, UNCG
 April 8 Stephanie Bryden, UNCG
 April 15 Bailey Pattison, Mercer
 April 22 Celie Hudson, Chattanooga
 April 29 Celie Hudson, Chattanooga
 May 6 Lynn Gardner, Mercer

2020*
 Feb. 10 Celie Hudson, Chattanooga
 Feb. 17 Savannah Rice, Western Carolina
 Feb. 24 Kelly Schmidt, ETSU
 March 2 Morgan Scott, UNCG
 March 9 Allison Swinford, Chattanooga
 March 16 Celie Hudson, Chattanooga
 *season cut short by COVID-19

2021
 Feb. 15 Jayme Eilers, So., Western Carolina
 Feb. 22 Abby Swaney, R-Fr., Samford
 March 1 Emily Barnett, Jr., Samford
 March 8 Morgan Scott, So., UNCG
 March 15 Kelly Schmidt, R-Sr., ETSU
 March 22 Kelly Schmidt, R-Sr., ETSU
 March 29 Emily Barnett, Jr., Samford
 April 5 Brooke Parrott, Jr., Chattanooga
 April 12 Savannah Rice, So., Western Carolina
 April 19 Ashlyn Donner, So., Mercer
 April 26 Morgan Scott, So., UNCG

May 3 Jayme Eilers, So., Western Carolina
 May 10 Morgan Scott, So., UNCG

2022
 Feb. 14 Jayme Eilers, Western Carolina
 Feb. 21 Brooke Parrott, Chattanooga
 Feb. 28 Jordan Walters, Samford
 March 7 Sierra Tufts, Furman
 March 14 Morgan Scott, UNCG
 March 21 Hannah Wood, Chattanooga
 March 28 Morgan Scott, UNCG
 April 4 Morgan Scott, UNCG
 April 11 McKenzie Newcomb, Samford
 April 18 Jordyn Partain, Samford
 April 25 McKenzie Newcomb, Samford
 May 2 McKenzie Newcomb, Samford
 May 9 Morgan Scott, UNCG

2023
 Feb. 13 Tessa Juett, Western Carolina
 Feb. 20 Maddie Spell, UNCG
 Feb. 27 McKenzie Newcomb, Samford
 March 6 Alyssa Lavdis, Chattanooga
 March 13 Peja Gool, Chattanooga
 March 20 Rhyann Jones, UNCG
 March 27 McKenzie Newcomb, Samford
 April 3 Maddie Spell, UNCG
 April 10 Jordyn Partain, Samford
 April 17 Grace Taylor, Mercer
 April 24 Lauralee Scott, Furman
 May 1 Alyssa Lavdis, Chattanooga
 May 8 Brianna Bailey, ETSU

2024
 Feb. 12 Margaret Axelson, Wofford
 Feb. 19 Taylor Miller, Furman
 Feb. 26 Maddie Spell, UNCG
 March 4 Taylor Long, Chattanooga
 March 11 Salem Ward, UNCG
 March 18 Lauralee Scott, Furman
 March 25 Taylor Long, Chattanooga
 April 1 Taylor Long, Chattanooga
 April 8 Tessa Juett, Western Carolina
 April 15 McKenzie Newcomb, Samford
 April 22 Sierra Tufts, Furman
 April 29 Alyssa Lavdis, Chattanooga
 May 6 McKenzie Newcomb, Samford

Totals by school

Chattanooga	79
Furman	49
UNCG	45
Georgia Southern	39
College of Charleston	28
Samford	27
Western Carolina	20
ETSU	16
Mercer	12
Elon	11
Appalachian State	8
Marshall	8
UNC Wilmington	1
Wofford	1

PITCHERS OF THE WEEK

Repeat Pitcher of the Week selections

12 times

Lindsey Bert, Furman (2015, 17-18)

9 times

Beth Alexander, Chattanooga (1999-02)
Brooke Loudermilk, Chattanooga (2007-10)
Sarah Purvis, Georgia Southern (2012-14)

8 times

Mollie Hanson, Samford (2013-16)

7 times

Rachael Stern, College of Charleston (2003-05)
Morgan Scott, UNCG (2020-22)
McKenzie Newcomb, Samford (2022, 2023, 2024)

6 times

Natalie Smith, College of Charleston (2004-05)
Melissa Laliberte, Georgia Southern (2006-08)
Stephanie Bryden, UNCG (2018-19)
Celie Hudson, Chattanooga (2018-20)

5 times

Amy Robertson, Chattanooga (1996-98)
Lacey Swarthout, Chattanooga (2004-05)
Mendy McKenzie, Western Carolina (2006)
Amber Harrell, UNCG (2009-10)
Lana Mackey, Furman (2008-10)
Alicia Bazonski, UNCG (2016-18)

4 times

April Miller, Chattanooga (1994-96)
Vanessa Fawcett, Georgia Southern (1995-96)
Missy Frost, Marshall (1995-97)
Talya Trudell, Chattanooga (1998-99, 01)
Aimee Littlejohn, Georgia Southern (1999-00, 02)
Amber Watson, UNCG (2001-02)
Lauren Taylor, Elon (2011)
Jordan Garrett, Furman (2012, 2015)
Lauren Collier, Furman (2013-14)
Kirsten Stevens, Mercer (2015)
Emily DeMonte, Furman (2018)
Kelly Schmidt, ETSU (2019-20, '21)

3 times

Jennifer Miller, Georgia Southern (1997, 99)
Christine Hornak, UNCG (1998)
Kelly Jack, Furman (1998, 00-01)
Chrissy Hacker, Furman (2000-01)
Awbrey Winckler, Chattanooga (2000, 02-03)
Natalie Smith, College of Charleston (2004)
Terri Mesko, College of Charleston (2007, 09)
Kandice Irwin, Chattanooga (2009-10)
Allie Miles, Georgia Southern (2011)
Stephanie Saylor, College of Charleston (2012)
Taylor Deason, Chattanooga (2012, 2014)
Cori Jennings, Chattanooga (2015-16)
Madison Ogle, ETSU (2017-18)
Jayme Eilers, Western Carolina (2021-22)
Maddie Spell, UNCG (2023, 2024)

Taylor Long, Chattanooga (2024)
Alyssa Lavdis, Chattanooga (2023, 2024)

2 times

Kim Currier, Furman (1994)
Amy Jakubowski, Furman (1995)
Mandi Dunn, Georgia Southern (1996-97)
J.D. Staton, Chattanooga (1997)
Connie Ness, Chattanooga (2000)
Jordan Arnold, Appalachian State (2002-03)
Rachel Henley, Furman (2002-04)
Danielle Byrne, UNCG (2004)
Logan Free, Georgia Southern (2005-06)
Brianna Streetmon, Georgia Southern (2009-10)
Stephanie Royall, Samford (2009)
Alexa Datko, College of Charleston (2011)
Hope Klicker, College of Charleston (2012-13)
Katie Henderson, Chattanooga (2014)
Lindsey Fadnek, ETSU (2016)
Stella Preston, Mercer (2017)
Jessica Stone, Samford (2017)
Emily Barnett, Samford (2021)
Savannah Rice, Western Carolina (2020-21)
Brooke Parrott, Chattanooga (2021-22)
Jordyn Partain, Samford (2022, 2023)
Lauralee Scott, Furman (2024)
Tessa Juett, Western Carolina (2024)
Sierra Tufts, Furman (2024)

PITCHERS OF THE MONTH

2004

February Jen Lamb, Elon
March Brittney Whittier, Chattanooga
April Lacey Swarthout, Chattanooga

2006

February Mendy McKenzie, Western Carolina
March Mendy McKenzie, Western Carolina
April Yancy Moose, Appalachian State
May Melissa Laliberte, Georgia Southern

2007

March Carol Lilley, Elon
April Brooke Loudermilk, Chattanooga
May Mendy McKenzie, Western Carolina

2008

February Amber Harrell, UNCG
April Shannon Howard, College of Charleston
May Brooke Loudermilk, Chattanooga

2009

February Lana Mackey, Furman
March Kayla Richardson, Appalachian State
April Brianna Streetmon, Georgia Southern
May Brianna Streetmon, Georgia Southern

2010

February Brooke Loudermilk, Chattanooga
March Brianna Streetmon, Georgia Southern
April Kandice Irwin, Chattanooga
May Amber Harrell, UNCG

2011

February Kandice Irwin, Chattanooga
March Alexa Datko, College of Charleston
April Allie Miles, Georgia Southern
May Nikki Waters, Chattanooga

2012

February Stephanie Saylor, College of Charleston
March Sarah Purvis, Georgia Southern
April Taylor Deason, Chattanooga

2013

February Raeanne Hanks, UNCG
March Raeanne Hanks, UNCG
April Stephanie Saylor, College of Charleston

2014

February Sarah Purvis, Georgia Southern
March Sarah Purvis, Georgia Southern
April Mollie Hanson, Samford

2015

February Taylor Deason, Chattanooga
March Kirsten Stevens, Mercer
April Kirsten Stevens, Mercer

2016

February Cori Jennings, Chattanooga
March Alicia Bazonski, UNCG
April Mollie Hanson, Samford

2017

February Lindsey Bert, Furman
March Lindsey Bert, Furman
April Lindsey Bert, Furman

2018

February Emily DeMonte, Furman
March Stephanie Bryden, UNCG
April Lindsey Bert, Furman

2019

February Mariah Ramirez, Chattanooga
March Stephanie Bryden, UNCG
April Celie Hudson, Chattanooga

2020*

February Morgan Scott, UNCG
*season cut short by COVID-19

2021

February Emily Barnett, Samford
March Kelly Schmidt, ETSU
April Jayme Eilers, Western Carolina
May Morgan Scott, UNCG

2022

February Brooke Parrott, Chattanooga
March Morgan Scott, UNCG
April McKenzie Newcomb, Samford
May Brooke Parrott, Chattanooga

2023

February McKenzie Newcomb, Samford
March Alyssa Lavdis, Chattanooga
April Jayme Eilers, Western Carolina
May Maddie Spell, UNCG

2024

February Margaret Axelson, Wofford
March Taylor Long, Chattanooga
April Peja Goold, Chattanooga

Totals by school

Chattanooga	18
UNCG	11
Georgia Southern	8
Furman	6
Western Carolina	5
Samford	5
College of Charleston	4
Appalachian State	2
Elon	2
Mercer	2
ETSU	1
Wofford	1

Repeat selections

4 times

Lindsey Bert, Furman (2017-18)

3 times

Mendy McKenzie, Western Carolina (2006, 07)
Brooke Loudermilk, Chattanooga (2007, 08, 10)
Brianna Streetmon, Georgia Southern (2009, 10)
Sarah Purvis, Georgia Southern (2012, 14)
Morgan Scott, UNCG (2020, 2021, 2022)

2 times

Amber Harrell, UNCG (2008, 10)
Kandice Irwin, Chattanooga (2010, 11)
Stephanie Saylor, College of Charleston (2012, 13)
Raeanne Hanks, UNCG (2013)
Taylor Deason, Chattanooga (2012, 15)
Kirsten Stevens, Mercer (2015)
Mollie Hanson, Samford (2014, 16)
Stephanie Bryden, UNCG (2018, 19)
Brooke Parrott, Chattanooga (2022)
McKenzie Newcomb, Samford (2022, 2023)
Jayme Eilers, Western Carolina (2021, 2023)

AWARDS BREAKDOWN

School	1st Team	2nd Team	Total	All-Fresh.	All-Tourn.	PLOY	POY	COY	FOY	MOP	PLOW	PLOM	POW	POM
	All-Conf.	All-Conf.	All-Conf.											
ETSU	7	21	28	12	15	2	0	0	0	1	14	3	16	1
Furman	48	31	79	15	40	7	5	5	2	2	41	4	49	6
Mercer	17	21	38	12	12	0	1	0	1	0	15	2	12	2
UNCG	49	35	84	18	34	6	2	4	3	6	66	14	45	11
Samford	18	26	44	22	23	3	2	1	3	1	24	4	27	5
Chattanooga	76	46	122	25	70	5	11	9	7	14	78	14	79	18
Western Carolina	22	13	35	17	12	1	1	2	2	0	20	5	21	5
Wofford	1	0	1	3	0	0	0	1	0	0	0	0	1	1
Former members														
Appalachian State	13	25	38	8	5	1	0	1	1	0	10	3	8	2
College of Charleston	29	29	58	9	19	2	2	3	1	1	27	4	28	4
Elon	14	12	26	3	6	0	0	0	1	0	21	7	11	2
Georgia Southern	42	24	66	7	46	3	6	4	7	4	28	6	39	8
Marshall	11	0	11	0	13	0	0	1	3	1	3	0	8	0
UNC Wilmington	2	4	6	0	1	0	0	0	0	0	1	0	1	0

PLOY - Player of the Year

POY - Pitcher of the Year

COY - Coach of the Year

FOY - Freshman of the Year

MOP - Tournament Most Outstanding Player (formerly Most Valuable Player)

PLOW - Player of the Week

PLOM - Player of the Month

POW - Pitcher of the Week

POM - Pitcher of the Month

RECORD BOOK

CAREER INDIVIDUAL BATTING

AT BATS

AB	Name, school	Years
1. 867	Jeannie Cochran, UTC	2004-07
2. 816	Shanita Black, GSU	2003-06
3. 805	Stacie Cooper, GSU	1999-02
805	Tara Tembey, UTC	2005-08
5. 786	Melissa Ramirez, UTC	2002-05
6. 771	Makenna Matthijs, UNCG	2018-22
7. 769	Adriane Audley, UNCG	2004-07
8. 759	Shelby Maze, SAM	2015-18
9. 754	Toni Hutchison, UTC	2006-09
754	Megan Dowdy, SAM	2013-16

BATTING AVERAGE (min. 250 at bats)

Avg	H-AB	Name, school	Years
1. .399	226-567	Taylor Miller, MER	2015-17
2. .390	296-759	Shelby Maze, SAM	2015-18
3. .382	257-673	Lindsay Thomas, UNCG	2013-16
4. .377	258-684	Tomeka Watson, Elon	2010-13
5. .371	267-719	Michelle Fuzzard, UTC	2008-12
6. .371	239-644	Nina Iduate, GSU	2007-10
7. .370	250-676	Amanda Cone, CofC	2001-04
8. .368	112-304	Vivian Morimoto, UTC	2011-12
9. .368	145-394	Jacquie Rothey, CofC	2003-04
10. .364	286-786	Melissa Ramirez, UTC	2002-05

HITS

No.	Name, school	Years
1. 296	Shelby Maze, SAM	2015-18
2. 287	Shanita Black, GSU	2003-06
3. 286	Melissa Ramirez, UTC	2002-05
4. 274	Megan Dowdy, SAM	2013-16
5. 267	Michelle Fuzzard, UTC	2008-12
6. 258	Meghan Rud, MER	2015-18
258	Tomeka Watson, Elon	2010-13
8. 257	Lindsay Thomas, UNCG	2013-16
9. 250	Amanda Cone, CofC	2001-04
10. 245	Tara Tembey, UTC	2005-08

RUNS

No.	Name, school	Years
1. 189	Lindsay Thomas, UNCG	2013-16
2. 186	Delaney Cumbie, UNCG	2019-23
3. 183	Makenna Matthijs, UNCG	2018-22
4. 169	Meghan Rud, MER	2015-18
5. 166	Amanda Cone, CofC	2001-04
6. 162	Shanita Black, GSU	2003-06
162	Brooklynn Maxwell, UNCG	2021-24
8. 161	Tomeka Watson, Elon	2010-13
161	Melissa Ramirez, UTC	2002-05
10. 160	Jeannie Cochran, UTC	2004-07

RBIs

No.	Name, school	Years
1. 216	Michelle Fuzzard, UTC	2008-12
2. 186	Amanda Cone, CofC	2001-04
186	Lindsay Thomas, UNCG	2013-16
4. 183	Allie Cashion, APP	2010-13
5. 179	Katelyn Bedwell, UNCG	2011-14
6. 177	Melissa Ramirez, UTC	2002-05
7. 170	Makenna Matthijs, UNCG	2018-22
8. 163	Tiffany Baker, UTC	2008-11
9. 150	Jordan Gontram, UNCG	2017-22
10. 147	Nicole Thomas, UNCG	2013-16

DOUBLES

No.	Name, school	Years
1. 63	Melissa Ramirez, UTC	2002-05
2. 56	Michelle Fuzzard, UTC	2008-12
56	Makenna Matthijs, UNCG	2018-22
4. 52	Sheri Russo, GSU	1995-98
52	Amanda Cone, CofC	2001-04
52	Lindsay Thomas, UNCG	2013-16
7. 51	Carleigh Nester, Elon	2011-14
51	Allie Cashion, APP	2010-13
51	Jennifer Bonilla, UNCG	2004-07
10. 49	Kristie Shifflett, CofC	2007-10
49	Sarah Beth Roberts, UTC	2012-15
49	Sieara Bishop, FUR	2013-16

TRIPLES

No.	Name, school	Years
1. 17	Tara Tembey, UTC	2005-08
2. 14	Janine Sprague, ETSU	2003-05
3. 13	Shanita Black, GSU	2003-06
4. 12	Teri Herbert, UTC	2001-04
5. 11	Shelby Maze, SAM	2015-18
11	Meghan Rud, MER	2015-18

7. 10	Paige Goss, Elon	2004-07
10	Lindsay Lane, ETSU	2002-05
10	Tatiana Alcalá, UNCG	2012-15
10	Megan Dowdy, SAM	2013-16
10	Amber Shifflett, CofC	2006-10
10	Amber Kiser, FUR	2006-07

HOME RUNS

No.	Name, school	Years
1. 57	Lindsay Thomas, UNCG	2013-16
2. 53	Jordan Gontram, UNCG	2017-22
3. 50	Tiffany Baker, UTC	2008-11
4. 46	Bailey Huneycutt, WCU	2019-23
5. 44	Katie Boyd, APP	2008-11
6. 43	Michelle Fuzzard, UTC	2008-12
43	Marisa Sholtes, UNCG	2015-19
8. 42	Amanda Cone, CofC	2001-04
42	Whitney Hinton, SAM	2017-21
42	Delaney Cumbie, UNCG	2019-23

BASES ON BALLS

No.	Name, school	Years
1. 178	Delaney Cumbie, UNCG	2019-23
2. 171	Katie Boyd, APP	2008-11
3. 142	Robyne Siliga, GSU	2005-09
4. 120	Kristie Shifflett, CofC	2007-10
5. 110	Leslie Barron, UTC	2003-05
6. 104	Michelle Fuzzard, UTC	2008-12
7. 102	Bailey Huneycutt, WCU	2019-23
102	Maycin Brown, UNCG	2020-24
9. 101	Mackenzie Williams, GSU	2009-12
10. 98	Meghan Rud, MER	2015-18

HIT BY PITCH

No.	Name, school	Years
1. 57	Jasmine Palmer, UNCG	2017-21
57	Delaney Cumbie, UNCG	2019-23
3. 49	Kaili Phillips, UTC	2022-24
4. 47	Dominique Madruga, UNCG	2012-15
5. 46	Sam Steiner, GSU	2003-06
6. 44	Kara Salvo, WCU	2014-17
7. 40	Danielle Castleberry, MER	2017, 2019-21
8. 34	Danielle Vega, UNCG	2013-16
9. 33	Stephanie Beatty, WCU	2006-09
33	Natalie Morgan, FUR	2019-pres.

SACRIFICE FLIES

No.	Name, school	Years
1. 16	Riley Ludham, FUR	2020-23
2. 13	Katelyn Bedwell, UNCG	2011-14
13	Michelle Fuzzard, UTC	2008-12
4. 12	Anyssa Robles, UTC	2013-16
5. 11	Abby Walsh, MER	2017-20
6. 10	Quirisa Mauga, MER	2015-18
10	Kristie Shifflett, CofC	2007-10
10	Tracey Dahlen, Elon	2005-08
10	Hayleigh Weissenbach, UTC	2017-21
10	Jessie Shipley, UNCG	2022-24

SACRIFICE HITS

No.	Name, school	Years
1. 64	Abby Robertson, FUR	2006-09
2. 46	Jeannie Cochran, UTC	2004-07
3. 40	Joni Lockridge, FUR	2003-06
40	Nina Iduate, GSU	2007-10
5. 38	Brooke Flowers, CofC	2001-04
6. 36	Teri Herbert, UTC	2001-04
7. 35	Bryn Favor, UTC	2003-04
35	Aurora Johnson, GSU	2004-06
9. 34	Ashton Jarrett, CofC	2010-13
34	Paige Goss, Elon	2004-07

STOLEN BASES

No.	Name, school	Years
1. 119	Meghan Rud, MER	2015-18
2. 100	Tomeka Watson, Elon	2010-13
3. 96	Lindsay Glover, APP	2004-07
4. 94	Jeannie Cochran, UTC	2004-07
5. 90	Mary Greenway, UNCG	2007-08
6. 89	Sarah Rappe, APP	2008-11
7. 88	Shanita Black, GSU	2003-06
88	Lyndsey Stiles, UTC	2008-11
9. 86	LaKerah Barr, FUR	2001-04
10. 84	Kelly Warren, ETSU	2018-22

STOLEN BASE PERCENTAGE (min. 50 steal attempts)

Pct	SB-A	Name, school	Years
1. .928	77-83	Shelby Maze, SAM	2015-18
2. .918	90-98	Mary Greenway, UNCG	2007-08
3. .913	94-103	Jeannie Cochran, UTC	2004-07
4. .910	61-67	Ashlee Lykins, FUR	2021-pres.
5. .909	100-110	Tomeka Watson, Elon	2010-13
6. .908	119-131	Meghan Rud, MER	2015-18
7. .907	49-54	Sara Poteat, UTC	2010-13
8. .907	88-97	Lyndsey Stiles, UTC	2008-11
9. .905	57-63	Aisha Figueroa, UNCG	2011-13
10. .904	66-73	Ashlee Lykins, FUR	2021-24

TOTAL BASES

No.	Name, school	Years
1. 490	Lindsay Thomas, UNCG	2013-16
2. 452	Michelle Fuzzard, UTC	2008-12
3. 442	Amanda Cone, CofC	2001-04
4. 432	Melissa Ramirez, UTC	2002-05
5. 412	Makenna Matthijs, UNCG	2018-22
6. 404	Tomeka Watson, Elon	2010-13
7. 390	Tiffany Baker, UTC	2008-11
390	Katelyn Bedwell, UNCG	2011-14
9. 388	Carleigh Nester, Elon	2011-14
10. 383	Tara Tembey, UTC	2005-08

ON-BASE PERCENTAGE (min. 250 at bats)

Pct.	Name, school	Years
1. .520	Katie Boyd, APP	2008-11
2. .483	Delaney Cumbie, UNCG	2019-23
3. .468	Nicole Thomas, UNCG	2013-16
4. .463	Lindsay Thomas, UNCG	2013-16
5. .456	Michelle Fuzzard, UTC	2008-12
6. .455	Kristie Shifflett, CofC	2007-10
7. .455	Robyne Siliga, GSU	2005-09
8. .453	Kaili Phillips, UTC	2022-24
9. .452	Amanda Cone, CofC	2001-04
10. .449	Vivian Morimoto, UTC	2011-12

SLUGGING PERCENTAGE (min. 250 at bats)

Pct.	Name, school	Years
1. .728	Lindsay Thomas, UNCG	2013-16
2. .697	Katie Boyd, APP	2008-11
3. .679	Kaili Phillips, UTC	2022-24
4. .675	Marisa Sholtes, UNCG	2015-19
5. .668	Vivian Morimoto, UTC	2011-12
6. .654	Amanda Cone, CofC	2001-04
7. .650	Jennifer Golden, CofC	2006-07
8. .647	Nicole Thomas, UNCG	2013-16
9. .640	Allie Cashion, APP	2010-13
10. .634	Tiffany Baker, UTC	2008-11

GAMES PLAYED

No.	Name, school	Years
1. 265	Jeannie Cochran, UTC	2004-07
2. 260	Tara Tembey, UTC	2005-08
3. 256	Melissa Ramirez, UTC	2002-05
4. 254	Brittney Whittier, UTC	2004-07
254	Toni Hutchison, UTC	2006-09
6. 253	Teri Herbert, UTC	2001-04
7. 246	Adriane Audley, UNCG	2004-07
8. 245	Megan Jaudon, FUR	2004-07
9. 243	Stacie Cooper, GSU	1999-02
243	Michelle Fuzzard, UTC	2008-12
243	Lyndsay Mouse, UNCG	2006-09

GAMES STARTED

No.	Name, school	Years
1. 263	Jeannie Cochran, UTC	2004-07
2. 258	Tara Tembey, UTC	2005-08
3. 254	Brittney Whittier, UTC	2004-07
4. 253	Melissa Ramirez, UTC	2002-05
253	Toni Hutchison, UTC	2006-09
6. 246	Adriane Audley, UNCG	2004-07
7. 244	Megan Jaudon, FUR	2004-07
8. 243	Teri Herbert, UTC	2001-04
243	Lyndsay Mouse, UNCG	2006-09
9. 242	Jennifer Bonilla, UNCG	2004-07

RECORD BOOK

CAREER INDIVIDUAL PITCHING

ERA (min. 400 IP)				
ERA	ER/Inn.	Name, school	Years	
1.	1.13	68/423.0	Beth Alexander, UTC	2001-02
2.	1.46	143/687.2	Rachael Stern, CofC	2003-05
3.	1.56	180/809.2	Aimee Littlejohn, GSU	1999-02
3.	1.69	119/492.2	Awbrey Winckler, UTC	2001-03
4.	1.72	199/811.1	Cristy Waring, MAR	1995-97
5.	1.80	154/598.0	Lacey Swarthout, UTC	2004-05
6.	1.85	179/676.1	Sarah Purvis, GSU	2011-14
7.	2.05	208/711.0	Brooke Loudermilk, UTC	2007-10
8.	2.06	121/411.2	Amber Watson, UNCG	2001-03
9.	2.08	167/561.2	Melissa Laliberte, GSU	2006-08
10.	2.11	188/624.0	Jennifer Miller, GSU	1997-00

INNINGS PITCHED			
No.	Name, school	Years	
1.	929.2	Lindsey Bert, FUR	2015-18
2.	811.1	Cristy Waring, MAR	1995-97
3.	809.2	Aimee Littlejohn, GSU	1999-02
4.	781.1	Rachel Henley, FUR	2002-05
5.	766.0	Jordan Garrett, WCU	2012-15
6.	735.2	Vanessa Oakes, UNCG	2004-07
7.	733.1	Lana Mackey, FUR	2007-10
8.	711.0	Brooke Loudermilk, UTC	2007-10
9.	710.2	Terri Mesko, CofC	2007-10
	710.2	Alicia Bazonski, UNCG	2015-18

STRIKEOUTS			
No.	Name, school	Years	
1.	915	Lindsey Bert, FUR	2015-18
2.	873	Brooke Loudermilk, UTC	2007-10
3.	770	Sarah Purvis, GSU	2011-14
4.	767	Lana Mackey, FUR	2007-10
5.	740	Jordan Garrett, WCU	2012-15
6.	660	Terri Mesko, CofC	2007-10
7.	657	Amber Harrell, UNCG	2007-10
8.	611	Lacey Swarthout, UTC	2004-05
9.	602	Morgan Scott, UNCG	2020-pres.
10.	565	Vanessa Oakes, UNCG	2004-07

STRIKEOUTS PER 7 INNINGS (min. 400 IP)				
Avg	K/Inn.	Name, school	Years	
1.	8.59	873/711.0	Brooke Loudermilk, UTC	2007-10
2.	8.07	602/522.1	Morgan Scott, UNCG	2020-pres.
3.	7.97	770/676.1	Sarah Purvis, GSU	2011-14
4.	7.50	553/516.1	Stephanie Bryden, UNCG	2016-19
5.	7.32	767/733.1	Lana Mackey, FUR	2007-10
6.	7.15	611/598.0	Lacey Swarthout, UTC	2004-05
7.	7.02	523/521.2	Logan Free, GSU	2004-07
8.	6.93	419/423.0	Beth Alexander, UTC	2001-02
9.	6.89	915/929.2	Lindsey Bert, FUR	2015-18
10.	6.76	740/766.0	Jordan Garrett, WCU	2012-15

WINS			
W-L	Name, school	Years	
1.	88	Lindsey Bert, FUR	2015-18
2.	78	Rachael Stern, CofC	2003-05
3.	72	Mollie Hanson, SAM	2013-16
4.	68	Alicia Bazonski, UNCG	2015-18
	68	Taylor Deason, UTC	2012-15
6.	64	Brooke Loudermilk, UTC	2007-10
7.	61	Cristy Waring, MAR	1995-97
	61	Sarah Purvis, GSU	2011-14
9.	57	Lacey Swarthout, UTC	2004-05
10.	55	Lana Mackey, FUR	2007-10

SAVES			
No.	Name, school	Years	
1.	20	Kandice Irwin, UTC	2008-11
2.	19	Taylor Sigmon, WCU	2013-16
3.	12	Maureen Flynn, UNCG	2001-02
	12	Stella Preston, MER	2017-19

5.	10	Taylor Deason, UTC	2012-15
	10	Brooke Loudermilk, UTC	2007-10
7.	9	Lindsey Bert, FUR	2015-18
8.	8	Cristy Waring, MAR	1995-97
	8	Lynn Gardner, MER	2019
	8	Emily Barnett, SAM	2018-21

SHUTOUTS			
No.	Name, school	Years	
1.	32	Lindsey Bert, FUR	2015-18
2.	26	Cristy Waring, MAR	1995-97
3.	25	Sarah Purvis, GSU	2011-14
	25	Rachael Stern, CofC	2003-05
5.	21	Beth Alexander, UTC	2001-02
	21	Lacey Swarthout, UTC	2004-05
7.	20	Aimee Littlejohn, GSU	1999-02
	20	Awbrey Winckler, UTC	2001-03
9.	18	Stephanie Saylor, CofC	2010-13
10.	17	Melissa Laliberte, GSU	2006-08

COMPLETE GAMES			
No.	Name, school	Years	
1.	110	Lindsey Bert, FUR	2015-18
2.	98	Cristy Waring, MAR	1995-97
3.	89	Aimee Littlejohn, GSU	1999-02
4.	87	Rachael Stern, CofC	2003-05
5.	77	Mandi Dunn, GSU	1995-98
	77	Lana Mackey, FUR	2007-10
7.	76	Mollie Hanson, SAM	2013-16
	76	Vanessa Oakes, UNCG	2004-07
9.	75	Lacey Swarthout, UTC	2004-05
10.	74	Rachel Henley, FUR	2002-05

GAMES STARTED			
No.	Name, school	Years	
1.	137	Lindsey Bert, FUR	2015-18
2.	121	Alicia Bazonski, UNCG	2015-18
3.	119	Jordan Garrett, WCU	2012-15
4.	118	Vanessa Oakes, UNCG	2004-07
5.	117	Aimee Littlejohn, GSU	1999-02
6.	113	Rachel Henley, FUR	2002-05
	113	Terri Mesko, CofC	2007-10
8.	112	Brooke Loudermilk, UTC	2007-10
9.	111	Cristy Waring, MAR	1995-97
10.	109	Lana Mackey, FUR	2007-10
	109	Erin O'Shea, Elon	2009-12
	109	Sierra Tufts, FUR	2021-24

APPEARANCES			
No.	Name, school	Years	
1.	165	Jordan Garrett, WCU	2012-15
2.	163	Taylor Deason, UTC	2012-15
3.	162	Lindsey Bert, FUR	2015-18
4.	151	Brooke Loudermilk, UTC	2007-10
5.	149	Alicia Bazonski, UNCG	2015-18
6.	145	Vanessa Oakes, UNCG	2004-07
7.	143	Rachel Henley, FUR	2002-05
8.	141	Lana Mackey, FUR	2007-10
9.	140	Amber Harrell, UNCG	2007-10
10.	138	Cristy Waring, MAR	1995-97

OPPONENTS BATTING AVERAGE			
Avg.	Name, school	Years	
1.	.177	Beth Alexander, UTC	2001-02
2.	.182	Sarah Purvis, GSU	2011-14
3.	.192	Brooke Loudermilk, UTC	2007-10
4.	.205	Rachael Stern, CofC	2003-05
5.	.207	Logan Free, GSU	2004-07
6.	.212	Amber Watson, UNCG	2001-03
7.	.213	Awbrey Winckler, UTC	2001-03
	.213	Morgan Scott, UNCG	2020-pres.
9.	.215	Stephanie Bryden, UNCG	2016-19
10.	.219	Lacey Swarthout, UTC	2004-05

RECORD BOOK

SEASON INDIVIDUAL BATTING

BATTING AVERAGE (min. 75% of team games, 2.0 at bats/game)				
Avg	H-AB	Name, school	Year	
1. .450	85-189	Nina Iduate, GSU	2010	
2. .441	78-177	Allison DeVries, UTC	1999	
3. .4366	62-142	Sara Poteat, UTC	2012	
4. .4365	86-197	Megan Dowdy, SAM	2015	
5. .435	70-161	Julie Glasser, FUR	1997	
6. .423	90-213	Shelby Maze, SAM	2017	
7. .419	65-155	Tomeka Watson, ELON	2013	
8. .418	74-177	Lindsay Glover, APP	2006	
9. .416	84-202	Amanda Cone, CofC	2004	
10. .415	66-159	Jamie Brown, UTC	1996	

HITS				
No.	Name, school		Year	
1. 102	Shanita Black, GSU		2006	
2. 90	Shelby Maze, SAM		2017	
3. 86	Megan Dowdy, SAM		2015	
4. 85	Nina Iduate, GSU		2010	
5. 84	Amanda Cone, CofC		2004	
6. 83	Taylor Miller, MER		2015	
7. 82	Megan Dowdy, SAM		2016	
8. 81	Jacquie Rothey, CofC		2004	
9. 79	Taylor Miller, MER		2016	
10. 78	Allison DeVries, UTC		1999	
78	Amber Kiser, FUR		2006	

RUNS				
No.	Name, school		Year	
1. 66	Amanda Cone, CofC		2004	
2. 65	Jacquie Rothey, CofC		2004	
65	Shanita Black, GSU		2006	
4. 63	Lyndsey Stiles, UTC		2011	
5. 57	Lindsay Thomas, UNCG		2014	
6. 55	Leshe' Russell, CofC		2005	
55	Tara Temby, UTC		2005	
55	Brooklynn Maxwell, UNCG		2024	
9. 52	Michelle Fuzzard, UTC		2012	
52	Delaney Cumbie, UNCG		2023	

RBIs				
No.	Name, school		Year	
1. 74	Michelle Fuzzard, UTC		2011	
2. 67	Tiffany Baker, UTC		2011	
3. 66	Katelyn Bedwell, UNCG		2014	
4. 64	Amanda Cone, CofC		2004	
64	Jennifer Golden, CofC		2007	
6. 63	Michelle Fuzzard, UTC		2012	
7. 62	Kasey Tydingco, UTC		2012	
8. 61	Ashley Adams, WCU		2006	
61	Vivian Morimoto, UTC		2012	
61	Riley Carter, MER		2015	

HOME RUNS				
No.	Name, school		Year	
1. 21	Ashley Adams, WCU		2006	
2. 19	Jordan Gontram, UNCG		2022	
19	Tori Hedgecock, MER		2024	
4. 18	Megen Smith, GSU		2010	
18	Tiffany Baker, UTC		2011	
18	Erin Foster, WCU		2012	
7. 17	Amanda Cone, CofC		2004	
17	Jennifer Golden, CofC		2007	
17	Katie Boyd, APP		2009	
17	Lindsay Thomas, UNCG		2013	
17	Katelyn Bedwell, UNCG		2014	
17	Marissa Guimbarda, FUR		2019	
17	Marisa Sholtes, UNCG		2019	

DOUBLES				
No.	Name, school		Year	
1. 25	Megan Luring, UTC		1998	
2. 24	Megan Dowdy, SAM		2016	
3. 21	Lara Long, UNCG		1998	
21	Allison DeVries, UTC		1999	

5. 20	Amanda Cone, CofC		2004	
20	Melissa Ramirez, UTC		2003	
20	Julie Glasser, FUR		1996	
20	Dani Concepcion, ELON		2005	
20	Vivian Morimoto, UTC		2012	
10. 19	Mary Katherine Tedder, SAM		2022	
19	Cameron Young, ETSU		2023	

TRIPLES				
No.	Name, school		Year	
1. 9	April Miller, UTC		1995	
2. 8	Teri Herbert, UTC		2004	
8	Jamie Rausch, FUR		1995	
8	Cathy Frohnheiser, FUR		1994	
8	Shanita Black, GSU		2006	
6. 7	Leah Tucker, UTC		2000	
7	Julie Glasser, FUR		1995	
7	Taylor Miller, MER		2015	
9. 6	Janine Sprague, ETSU		2005	
6	Shondra Schlichenmayer, CofC		2005	
6	Tara Temby, UTC		2005	
6	Janine Sprague, ETSU		2004	
6	Jennifer Hubbard, UNCG		2003	
6	Leah Tucker, UTC		2001	
6	Jessica Brown, UTC		1996	
6	Jessica Brown, UTC		1995	
6	Tara Tembey, UTC		2007	
6	Brittany Small, CofC		2008	
6	Sara Poteat, UTC		2013	
6	Caroline Cash, FUR		2018	
6	Cammy Pereira, FUR		2019	

BASES ON BALLS				
No.	Name, school		Year	
1. 64	Katie Boyd, APP		2009	
2. 59	Leslie Barron, UTC		2004	
3. 54	Delaney Cumbie, UNCG		2023	
4. 50	Tori Hedgecock, MER		2024	
5. 49	Allyson McCubbins, WCU		2006	
6. 47	Mackenzie Williams, GSU		2012	
7. 44	Katie Boyd, APP		2010	
8. 42	Delaney Cumbie, UNCG		2021	
9. 41	Mykeah Johnson, ETSU		2017	
10. 40	Tiffany Baker, UTC		2010	
40	Caitlin Bice, SAM		2016	

STOLEN BASES				
SB-A	Name, school		Year	
1. 49-52	Mary Greenway, UNCG		2008	
2. 41-46	Mary Greenway, UNCG		2007	
3. 39-#	Leigh Irwin, UNCG		2001	
39-41	Danielle Peters, APP		2007	
5. 38-44	Shanita Black, GSU		2006	
38-42	Meghan Rud, MER		2017	
7. 36-36	Leigh Irwin, UNCG		2000	
8. 35-44	LaKerah Barr, FUR		2004	
35-37	Lyndsey Stiles, UTC		2011	
10. 34-45	Lily Bell, WCU		2024	

TOTAL BASES				
No.	Name, school		Year	
1. 155	Amanda Cone, CofC		2004	
2. 146	Brooklynn Maxwell, UNCG		2024	
3. 143	Katelyn Bedwell, UNCG		2014	
4. 142	Lindsay Thomas, UNCG		2016	
5. 140	Candace Johnson, FUR		2016	
6. 137	Erin Foster, WCU		2012	
7. 136	Allison DeVries, UTC		1999	
8. 135	Jennifer Golden, CofC		2007	
9. 133	Angela Brewer, UTC		2001	
10. 131	Melissa Ramirez, UTC		2003	

ON-BASE PERCENTAGE				
Pct.	Name, school		Year	
1. .590	Katie Boyd, APP		2009	
2. .543	Michelle Fuzzard, UTC		2012	
3. .527	Robyne Siliga, GSU		2009	
4. .522	Kristie Shifflett, CofC		2010	
5. .518	Katie Boyd, APP		2010	
6. .511	Tomeka Watson, ELON		2013	
.511	Jasmine Palmer, UNCG		2017	
8. .508	Amanda Cone, CofC		2004	
9. .503	Tori Hedgecock, MER		2024	
10. .500	Allison DeVries, UTC		1999	
.500	Robyne Siliga, GSU		2008	
.500	Vivian Morimoto, UTC		2011	

SLUGGING PERCENTAGE				
Pct.	Name, school		Year	
1. .879	Katie Boyd, APP		2009	
2. .846	Michelle Fuzzard, UTC		2012	
3. .836	Allie Cashion, APP		2012	
4. .811	Lindsay Thomas, UNCG		2016	
5. .792	Jessica Brown, UTC		1996	
6. .786	Katelyn Bedwell, UNCG		2014	
7. .779	Tori Hedgecock, MER		2024	
8. .768	Tomeka Watson, ELON		2013	
9. .767	Amanda Cone, CofC		2004	
10. .764	Brooklynn Maxwell, UNCG		2024	

RECORD BOOK

SEASON INDIVIDUAL PITCHING

ERA

(1.0 inning per team game)

	ERA	ER/Inn.	Name, school	Year
1.	0.88	26/206.0	Chrissy Hacker, FUR	2000
2.	0.94	21/155.2	Talya Trudell, UTC	2001
3.	1.00	30/209.2	Rachel Stern, CofC	2003
4.	1.07	31/202.2	Beth Alexander, UTC	2002
5.	1.10	37/171.1	Talya Trudell, UTC	1999
6.	1.13	23/135.0	Kenzie Kohler, CofC	2000
7.	1.17	28/167.0	Chrissy Hacker, FUR	2001
8.	1.19	23/135.0	Connie Ness, UTC	2000
9.	1.22	33/189.0	J.D. Staton, UTC	1997
10.	1.24	40/226.0	Aimee Littlejohn, GSU	2000

INNINGS PITCHED

No.	Name, school	Year
1.	333.0 Lacey Swarthout, UTC	2004
2.	291.1 Cristy Waring, MAR	1997
3.	283.1 Rachel Stern, CofC	2005
4.	279.2 April Miller, UTC	1995
5.	269.2 Cristy Waring, MAR	1996
6.	265.1 Lacey Swarthout, UTC	2005
7.	264.2 Ashley Frizzell, UTC	2006
8.	263.2 Rachel Henley, FUR	2004
9.	259.1 Awbrey Winckler, UTC	2003
10.	259.0 Lindsey Bert, FUR	2018

STRIKEOUTS

No.	Inn.	Name, school	Year
1.	353	259.0 Lindsey Bert, FUR	2018
2.	331	333.0 Lacey Swarthout, UTC	2004
3.	289	228.2 Brooke Loudermilk, UTC	2007
4.	288	215.2 Sarah Purvis, GSU	2014
5.	286	249.0 Morgan Scott, UNCG	2022
6.	282	265.1 Lacey Swarthout, UTC	2005
7.	249	208.2 Sarah Purvis, GSU	2012
8.	246	217.1 Stephanie Bryden, UNCG	2019
9.	245	252.2 Lana Mackey, FUR	2008
10.	242	194.1 Brooke Loudermilk, UTC	2008

WINS

W-L	Name, school	Year
32-11	Rachael Stern, CofC	2005
30-11	Lacey Swarthout, UTC	2005
28-18	Lacey Swarthout, UTC	2004
28-9	Lindsey Bert, FUR	2018
27-19	April Miller, UTC	1995
26-5	Rachael Stern, CofC	2003
26-10	Kirsten Stevens, MER	2015
25-7	Beth Alexander, UTC	2002
25-13	Christine Hornak, UNCG	1998
25-11	Stephanie Bryden, UNCG	2019
25-12	Morgan Scott, UNCG	2022

SAVES

No.	Name, school	Year
1.	11 Kandice Irwin, UTC	2010
2.	9 Stella Preston, MER	2017
3.	8 Maureen Flynn, UNCG	2002
8	Kandice Irwin, UTC	2011
8	Taylor Sigmon, WCU	2016
8	Lynn Gardner, MER	2019
6.	7 Amy Robertson, UTC	1998
7.	6 Lacey Swarthout, UTC	2004
6	Lauren Collier, FUR	2014
6	Taylor Sigmon, WCU	2015
6	Emme Buzhardt, FUR	2024

SHUTOUTS

No.	Name, school	Year
1.	14 Lindsey Bert, FUR	2018
1.	12 Amy Robertson, UTC	1998
2.	11 Beth Alexander, UTC	2002
11	Rachael Stern, CofC	2003
11	Lacey Swarthout, UTC	2005
5.	10 Amy Jakubowski, FUR	1995
10	April Miller, UTC	1995
10	Cristy Waring, MAR	1996
10	Talya Trudell, UTC	1999
10	Chrissy Hacker, FUR	2000
10	Beth Alexander, UTC	2001
10	Lacey Swarthout, UTC	2004

COMPLETE GAMES

No.	Name, school	Year
1.	41 Lacey Swarthout, UTC	2004
2.	36 Rachael Stern, CofC	2005
3.	35 Amy Jakubowski, FUR	1995
35	Cristy Waring, MAR	1996
5.	34 Lacey Swarthout, CofC	2005
34	Lindsey Bert, FUR	2018
6.	30 April Miller, UTC	1995
30	Lindsey Bert, FUR	2015
30	Kirsten Stevens, MER	2015
9.	29 Awbrey Winkler, UTC	2003
10.	28 Rachael Stern, CofC	2003
28	Rachel Henley, FUR	2005
28	Lana Mackey, FUR	2008
28	Sarah Purvis, GSU	2014
28	Morgan Scott, UNCG	2022

OPPONENTS BATTING AVERAGE

Avg.	Name, school	Year
1.	.152 Stephanie Bryden, UNCG	2018
2.	.159 Beth Alexander, UTC	1999
3.	.165 Chrissy Hacker, FUR	2000
4.	.167 Sarah Purvis, GSU	2012
5.	.172 Connie Ness, UTC	2000
6.	.175 Beth Alexander, UTC	2002
7.	.177 Brooke Loudermilk, UTC	2010
8.	.178 Sarah Purvis, GSU	2014
9.	.180 Beth Alexander, UTC	2001
10.	.182 Chrissy Hacker, FUR	2001
11.	.186 Talya Trudell, UTC	1999
.186	Sarah Purvis, GSU	2013

RECORD BOOK

YEARLY LEADERS - INDIVIDUAL BATTING

INDIVIDUAL BATTING

Batting average

(min. 75% of team games, 2.0 at bats/game)

Year	Name, school	Avg.
1994	Cathy Frohnheiser, FUR	.405
1995	Sheri Russo, GSU	.377
1996	Jessica Brown, UTC	.415
1997	Julie Glasser, FUR	.435
1998	Mandi Green, UTC	.400
1999	Allison DeVries, UTC	.438
2000	Leigh Irwin, UNCG	.332
2001	Angela Brewer, UTC	.383
2002	Melissa Ramirez, UTC	.396
2003	LaKerah Barr, FUR	.395
2004	Amanda Cone, CofC	.416
2005	Dani Concepcion, ELON	.368
2006	Lindsay Glover, APP	.418
2007	Jennifer Goldenm, CofC	.408
2008	Katie Boyd, APP	.386
2009	Katie Boyd, APP	.386
2010	Nina Iduate, GSU	.450
2011	Vivian Morimoto, UTC	.402
2012	Sara Poteat, UTC	.438
2013	Tomeka Watson, ELON	.419
2014	Katelyn Bedwell, UNCG	.401
2015	Megan Dowdy, SAM	.437
2016	Taylor Miller, MER	.414
2017	Shelby Maze, SAM	.423
2018	Shelby Maze, SAM	.399
2019	Danielle Castleberry, MER	.376
2020	Emily Coltharp, UTC	.415
2021	Bailey Huneycutt, WCU	.364
2022	Emily Coltharp, UTC	.381
2023	Brooklynn Brewington, WCU	.393
2024	Cameron Young, ETSU	.394

Hits

Year	Name, school	Hits
1994	Cathy Frohnheiser, FUR	66
1995	Julie Glasser, FUR	69
1996	Julie Glasser, FUR	71
1997	Julie Glasser, FUR	70
1998	Allison DeVries, UTC	68
	Keri Meigs, UTC	68
1999	Allison DeVries, UTC	81
2000	Leigh Irwin, UNCG	71
2001	Angela Brewer, UTC	75
2002	Melissa Ramirez, UTC	74
2003	Melissa Ramirez, UTC	77
2004	Amanda Cone, CofC	84
2005	Dani Concepcion, ELON	74
2006	Shanita Black, GSU	102
2007	Paige Goss, ELON	73
	Jennifer Golden, CofC	73
2008	Tara Tembey, UTC	75
	Nina Iduate, GSU	75
2009	Lyndsey Stiles, UTC	58
2010	Nina Iduate, GSU	85
2011	Lyndsey Stiles, UTC	70
	Michelle Fuzzard, UTC	70
2012	Marie Fogle, GSU	73
2013	Tomeka Watson, ELON	65
2014	Katelyn Bedwell, UNCG	73
2015	Megan Dowdy, SAM	86
2016	Megan Dowdy, SAM	82
2017	Shelby Maze, SAM	90
2018	Shelby Maze, SAM	71
2019	Danielle Castleberry, MER	64
2020	Whitney Hinton, SAM	33
2021	Makenna Matthijs, UNCG	61
2022	Emily Coltharp, UTC	72
2023	Rebeca Laudino, MER	64
	Brooklynn Brewington, WCU	64
2024	Brooklynn Maxwell, UNCG	74

Runs

Year	Name, school	Runs
1994	Julie Glasser, FUR	35
1995	Jenny Swanson, UTC	39
1996	Julie Glasser, FUR	43
1997	Incomplete data	
1998	Keri Meigs, UTC	44
	Denise Posey, UTC	44
1999	Keri Meigs, UTC	53
2000	Leigh Irwin, UNCG	37

2001	Leah Tucker, UTC	45
2002	Melissa Ramirez, UTC	49
2003	Jennifer Hubbard, UNCG	51
2004	Amanda Cone, CofC	66
2005	Leshie' Russell, CofC	55
2006	Shanita Black, GSU	65
2007	Amber Shifflett, CofC	51
2008	Nina Iduate, GSU	41
	Aubrey Thweatt, GSU	41
2009	Katie Boyd, APP	46
2010	Tomeka Watson, ELON	47
	Emerald Graham, ELON	47
2011	Lyndsey Stiles, UTC	63
2012	Cheyenne Willis, UTC	52
	Michelle Fuzzard, UTC	52
2013	Lindsay Thomas, UNCG	49
2014	Lindsay Thomas, UNCG	57
2015	Meghan Rud, MER	50
2016	Lindsay Thomas, UNCG	53
2017	Meghan Rud, MER	43
2018	Marisa Sholtes, UNCG	49
	Jasmine Palmer, UNCG	49
2019	Micayla Rood, MER	48
2020	Danielle Castleberry, MER	20
2021	Makenna Matthijs, UNCG	44
2022	Makenna Matthijs, UNCG	49
2023	Delaney Cumbie, UNCG	52
2024	Brooklynn Maxwell, UNCG	55

RBIs

Year	Name, school	RBIs
1994	Cathy Frohnheiser, FUR	36
1995	Jeanne Noble, MAR	43
1996	Jessica Brown, UTC	46
1997	Julie Glasser, FUR	40
1998	Allison DeVries, UTC	40
1999	Allison DeVries, UTC	48
2000	Penny Thompson, UNCG	34
2001	Angela Brewer, UTC	55
2002	Jill Crawford, UTC	53
2003	Amanda Cone, CofC	53
2004	Amanda Cone, CofC	64
2005	Renee Francis, CofC	55
2006	Ashley Adams, WCU	61
2007	Jennifer Golden, CofC	64
2008	Jenny Side, GSU	55
2009	Amanda Hall, GSU	45
	Katie Boyd, APP	45
2010	Megan Smith, GSU	47
2011	Michelle Fuzzard, UTC	74
2012	Michelle Fuzzard, UTC	63
2013	Katelyn Bedwell, UNCG	52
2014	Katelyn Bedwell, UNCG	66
2015	Riley Carter, MER	61
2016	Crystal Cyr, WCU	50
2017	Quirisa Mauga, MER	44
2018	Marisa Sholtes, UNCG	54
2019	Marisa Sholtes, UNCG	48
2020	Whitney Hinton, SAM	20
2021	Makenna Matthijs, UNCG	43
2022	Jordan Gontram, UNCG	51
2023	Kiley Perry, FUR	51
2024	Katie Campbell, SAM	56

Home runs

Year	Name, school	HRs
1994	Cathy Frohnheiser, FUR	7
1995	Jeanne Noble, MAR	8
	Julie Glasser, FUR	8
1996	Jessica Brown, UTC	11
1997	Jessica Brown, UTC	8
1998	Kami Tucker, UTC	8
1999	Megan Luring, UTC	9
2000	Jacklyn Mariner, CofC	5
	Kay Brittain, FUR	5
2001	Angela Brewer, UTC	14
2002	Amanda Cone, CofC	13
	Penny Thompson, UNCG	13
2003	Melissa Ramirez, UTC	12
2004	Amanda Cone, CofC	17
2005	Jayne Durand, CofC	12
2006	Ashley Adams, WCU	21
2007	Jennifer Golden, CofC	17
2008	Jenny Side, GSU	14
2009	Katie Boyd, APP	17

2010	Megan Smith, GSU	18
2011	Tiffany Baker, UTC	18
2012	Erin Foster, WCU	18
2013	Lindsay Thomas, UNCG	17
2014	Katelyn Bedwell, UNCG	17
2015	Nicole Osterman, UTC	12
	Kelsey Smith, ETSU	12
2016	Lindsay Thomas, UNCG	16
	Crystal Cyr, WCU	16
2017	Danielle Knoetze, ETSU	11
2018	Marisa Sholtes, UNCG	16
	Caroline Taylor, UNCG	16
2019	Marisa Guimbarada, FUR	17
	Marisa Sholtes, UNCG	17
2020	Kayleigh Willis, UNCG	7
2021	Bailey Huneycutt, WCU	14
2022	Jordan Gontram, UNCG	19
2023	Kiley Perry, FUR	16
2024	Tori Hedgecock, MER	19

Doubles

Year	Name, school	2Bs
1994	Cathy Frohnheiser, FUR	18
1995	Heather Michaelis, MAR	12
	Amy Jakubowski, FUR	12
	Aime Mitchell, FUR	12
1996	Julie Glasser, FUR	20
1997	Julie Glasser, FUR	17
1998	Megan Luring, UTC	25
1999	Allison DeVries, UTC	24
2000	Chrissy Bennett, UNCW	13
2001	Angela Brewer, UTC	16
2002	Stacie Cooper, GSU	15
	Kim Benningfield, UNCG	15
2003	Melissa Ramirez, UTC	20
2004	Amanda Cone, CofC	20
2005	Dani Concepcion, ELON	20
2006	Heather Smith, GSU	14
2007	Debbie Ziegler, ELON	18
2008	Michelle Fuzzard, UTC	14
	Shannon Howard, CofC	14
2009	Sam Russo, GSU	16
2010	Kristie Shifflett, CofC	16
2011	Carleigh Nester, ELON	16
2012	Vivian Morimoto, UTC	20
2013	Allie Cashion, APP	18
2014	Katelyn Bedwell, UNCG	17
	Lindsay Thomas, UNCG	17
2015	Sam Taylor, UTC	15
2016	Megan Dowdy, SAM	24
2017	Tiffany Laughren, ETSU	18
2018	Marisa Sholtes, UNCG	16
2019	Aly Walker, UTC	12
2020	Danielle Castleberry, MER	7
	Timberlyn Shurbutt, SAM	7
2021	Timberlyn Shurbutt, SAM	13
2022	Mary Katherine Tedder, SAM	19
2023	Cameron Young, ETSU	19
2024	Cameron Young, ETSU	17

Triples

Year	Name, school	3Bs
1994	Cathy Frohnheiser, FUR	8
1995	April Miller, UTC	9
1996	Julie Glasser, FUR	5
	Jessica Brown, UTC	5
1997	Jennifer Miller, GSU	3
	Brandy Barber, UTC	3
	Julie Glasser, FUR	3
1998	Kay Brittain, FUR	4
	Jaclyn Kaylor, GSU	4
1999	Keri Meigs, UTC	5
	Leah Tucker, UTC	5
2000	Leah Tucker, UTC	7
2001	Leah Tucker, UTC	6
2002	Jill Crawford, UTC	4
2003	Jennifer Hubbard, UNCG	6
2004	Teri Herbert, UTC	8
2005	Janine Sprague, ETSU	6
	Shonrda Schlichenmayer, CofC	6
	Tara Tembey, UTC	6
2006	Shanita Black, GSU	8
2007	Tara Tembey, UTC	6
2008	Brittany Small, CofC	6
2009	Amanda Hall, GSU	4

RECORD BOOK

YEARLY LEADERS - INDIVIDUAL BATTING/PITCHING

2010	Amber Shifflett, CofC	5
2011	Lizzy Vaughn, CofC	5
	Lyndsey Stiles, UTC	5
2012	Cheyenne Willis, UTC	4
2013	Sara Poteat, UTC	6
2014	Tatiana Alcalá, UNCG	4
	Karley Harkey, WCU	4
2015	Taylor Miller, MER	7
2016	Meghan Rud, MER	4
	Callie Brister, SAM	
	Megan Dowdy, SAM	4
2017	Shelby Maze, SAM	5
2018	Caroline Cash, FUR	6
2019	Cammy Pereira, FUR	6
2020	Allie Jones, MER	3
2021	Elisa Rosado, MER	3
2022	Andrea Sarhatt, ETSU	4
2023	Ainsley Yoshizumi, FUR	3
2024	Brooklynn Maxwell, UNCG	5

Bases on balls

Year	Name, school	BBS
1994	Julie Glasser, FUR	23
1995	Heather Michaelis, MAR	35
1996	Stacey Soltis, FUR	28
1997	Incomplete data	
1998	Judy Baker, UNCG	27
1999	Megan Luring, UTC	31
2000	Angela Brewer, UTC	30
2001	Angela Brewer, UTC	31
2002	Jada Pescatore, UTC	26
2003	Jennifer Reed, UTC	26
	Sam Steiner, GSU	26
2004	Leslie Barron, UTC	59
2005	Kelly Allen, UNCG	33
2006	Allyson McCubbins, WCU	49
2007	Savannah Filley, WCU	36
2008	Robyne Siliga, GSU	38
2009	Katie Boyd, APP	64
2010	Katie Boyd, APP	44
2011	Katie Boyd, APP	37
2012	Mackenzie Williams, GSU	47
2013	Lindsay Thomas, UNCG	35
	Kourtney Thomas, GSU	35
2014	Kourtney Thomas, GSU	39
2015	Meghan Rud, MER	34
2016	Caitlin Bice, SAM	40
2017	Mykeah Johnson, ETSU	41
2018	Marisa Sholtes, UNCG	33
2019	Gabi Howard, UNCG	37
2020	Delaney Cumbie, UNCG	21
2021	Delaney Cumbie, UNCG	42
2022	Mary Katherine Tedder, SAM	33
2023	Delaney Cumbie, UNCG	54
2024	Tori Hedgecock, MER	53

Stolen bases

Year	Name, school	SBs
1994	Carrie Hinkle, MAR	16
1995	Stefanie Cook, MAR	23
1996	Carrie Hinkle, MAR	22
1997	Ashley Flemming, GSU	24
1998	Jennifer Harris, GSU	18
1999	Jaelyn Kaylor, GSU	28
2000	Leigh Irwin, UNCG	36
2001	Leigh Irwin, UNCG	39
2002	Kim Benningfield, UNCG	22
	Brooke Flowers, CofC	22
2003	Candice Shelton, APP	23
2004	LaKerah Barr, FUR	35
2005	Danielle Spetar, ETSU	28
2006	Shanita Black, GSU	44
2007	Mary Greenway, UNCG	41
2008	Mary Greenway, UNCG	49
2009	Sarah Rappe, APP	29
2010	Sarah Rappe, APP	29
2011	Lyndsey Stiles, UTC	35
2012	Tomeka Watson, Elon	37
2013	Tomeka Watson, Elon	25
2014	Megan Dowdy, SAM	22
2015	Meghan Rud, MER	31
2016	Taylor Miller, MER	26
2017	Meghan Rud, MER	38
2018	Lauren Duggar, FUR	31
2019	Kelly Warren, ETSU	18

2020	Allie Jones, MER	18
2021	Allie Jones, MER	20
2022	Brooklynn Brewington, WCU	33
2023	Brooklynn Brewington, WCU	22
2024	Lily Bell, WCU	34

Total bases

Year	Name, school	TBs
1994	Cathy Frohnheiser, FUR	121
1995	Julie Glasser, FUR	118
1996	Julie Glasser, FUR	128
1997	Julie Glasser, FUR	108
1998	Lara Long, UNCG	105
1999	Allison DeVries, UTC	135
2000	Leah Tucker, UTC	97
2001	Angela Brewer, UTC	133
2002	Jill Crawford, UTC	122
2003	Melissa Ramirez, UTC	133
2004	Amanda Cone, CofC	155
2005	Leshe' Russell, CofC	118
2006	Ashley Adams, WCU	124
2007	Jennifer Golden, CofC	135
2008	Tara Tembey, UTC	113
	Jenny Side, GSU	113
2009	Katie Boyd, APP	116
2010	Megen Smith, GSU	119
2011	Tiffany Baker, UTC	129
2012	Erin Foster, WCU	137
2013	Lindsay Thomas, UNCG	127
2014	Katelyn Bedwell, UNCG	143
2015	Riley Carter, MER	116
2016	Lindsay Thomas, UNCG	142
2017	Danielle Knoetze, ETSU	112
2018	Marisa Sholtes, UNCG	127
2019	Marissa Guimbarda, FUR	108
	Marisa Sholtes, UNCG	108
2020	Whitney Hinton, SAM	52
2021	Makenna Matthijs, UNCG	114
2022	Jordan Gontram, UNCG	111
2023	Kiley Perry, FUR	114
2024	Brooklynn Maxwell, UNCG	146

On-base percentage

Year	Name, school	OB %
1994	Heather Michaelis, MAR	.442
1995	Sheri Russo, GSU	.477
1996	Julie Glasser, FUR	.468
1997	Incomplete data	
1998	Allison DeVries, UTC	.465
1999	Allison DeVries, UTC	.500
2000	Angela Brewer, UTC	.379
2001	Angela Brewer, UTC	.468
2002	Melissa Ramirez, UTC	.469
2003	Amanda Cone, CofC	.475
2004	Amanda Cone, CofC	.508
2005	Danielle Concepcion, ELON	.450
2006	Lindsay Glover, APP	.483
2007	Jennifer Golden, CofC	.495
2008	Robyne Siliga, GSU	.500
2009	Katie Boyd, APP	.590
2010	Kristie Shifflett, CofC	.522
2011	Vivian Morimoto, UTC	.500
2012	Michelle Fuzzard, UTC	.543
2013	Tomeka Watson, ELON	.511
2014	Nicole Thomas, UNCG	.489
2015	Nicole Thomas, UNCG	.483
2016	Lindsay Thomas, UNCG	.480
2017	Jasmine Palmer, UNCG	.511
2018	Marisa Sholtes, UNCG	.481
2019	Delaney Cumbie, UNCG	.483
2020	Emily Coltharp, UTC	.519
2021	Bailey Huneycutt, WCU	.497
2022	Mary Katherine Tedder, SAM	.481
2023	Delaney Cumbie, UNCG	.498
2024	Tori Hedgecock, MER	.503

Slugging percentage

Year	Name, school	SLUG %
1994	Cathy Frohnheiser, FUR	.742
1995	Julie Glasser, FUR	.641
1996	Jessica Brown, UTC	.792
1997	Jessica Brown, UTC	.705
1998	Megan Luring, UTC	.655
1999	Allison DeVries, UTC	.731
2000	Jacklyn Mariner, CofC	.447

2001	Angela Brewer, UTC	.679
2002	Jill Crawford, UTC	.678
2003	Jennifer Hubbard, UNCG	.695
2004	Amanda Cone, CofC	.767
2005	Kelly Allen, UNCG	.564
2006	Ashley Adams, WCU	.685
2007	Jennifer Golden, CofC	.754
2008	Katie Boyd, APP	.682
2009	Katie Boyd, APP	.879
2010	Megen Smith, GSU	.696
2011	Tiffany Baker, UTC	.754
2012	Michelle Fuzzard, UTC	.846
2013	Tomeka Watson, ELON	.768
2014	Katelyn Bedwell, UNCG	.786
2015	Sarah Beth Roberts, UTC	.690
2016	Lindsay Thomas, UNCG	.811
2017	Danielle Knoetze, ETSU	.629
2018	Marisa Sholtes, UNCG	.730
2019	Marissa Guimbarda, FUR	.761
2020	Samantha Lagrama, UNCG	.735
2021	Kayleigh Willis, UNCG	.327
2022	Bailey Huneycutt, WCU	.671
2023	Riley Ludlam, FUR	.676
2024	Tori Hedgecock, MER	.779

INDIVIDUAL PITCHING

ERA

(Min. 1.0 IP/Team Game)

Year	Name, school	ERA
1994	April Miller, UTC	1.82
1995	Amy Jakubowski, FUR	1.38
1996	Vanessa Fawcett, GSU	1.26
1997	JD Staton, UTC	1.22
1998	Amy Robertson, UTC	1.53
1999	Talya Trudell, UTC	1.23
2000	Chrissy Hacker, FUR	0.88
2001	Talya Trudell, UTC	0.94
2002	Beth Alexander, UTC	1.07
2003	Rachael Stern, CofC	1.00
2004	Rachael Stern, CofC	1.44
2005	Rachael Stern, CofC	1.83
2006	Melissa Laliberte, GSU	1.90
2007	Brooke Loudermilk, UTC	2.30
2008	Brooke Loudermilk, UTC	1.87
2009	Brooke Loudermilk, UTC	1.92
2010	Kandice Irwin, UTC	1.47
2011	Hannah Dow, APP	1.81
2012	Sarah Purvis, GSU	1.54
2013	Mollie Hanson, SAM	1.76
2014	Mollie Hanson, SAM	1.44
2015	Jordan Garrett, WCU	2.26
2016	Emily Demonte, FUR	2.39
2017	Lindsey Bert, FUR	2.10
2018	Stephanie Bryden, UNCG	1.49
2019	Allison Swinford, UTC	1.92
2020	Celie Hudson, UTC	1.92
2021	Morgan Scott, UNCG	2.18
2022	McKenzie Newcomb, SAM	1.86
2023	McKenzie Newcomb, SAM	2.20
2024	Margaret Axelson, WOF	2.15

Wins

Year	Name, school	Wins
1994	Kim Currier, FUR	20
1995	April Miller, UTC	27
1996	Cristy Waring, MAR	22
1997	Cristy Waring, MAR	22
1998	Christine Hornak, UNCG	25
1999	Talya Trudell, UTC	21
2000	Chrissy Hacker, FUR	17
2001	Beth Alexander, UTC	24
2002	Beth Alexander, UTC	25
2003	Rachel Stern, CofC	26
2004	Lacey Swarthat, UTC	28
2005	Rachael Stern, CofC	32
2006	Mendy McKenzie, WCU	22
2007	Brooke Loudermilk, UTC	22
2008	Melissa Laliberte, GSU	19
2009	Brianna Streetmon, GSU	17
2010	Brianna Streetmon, GSU	19
2011	Michelle Fuzzard, UTC	18
2012	Taylor Deason, UTC	24
2013	Hope Klicker, CofC	20
	Alissa Schoelkopf, APP	20
2014	Mollie Hanson, SAM	23

RECORD BOOK

YEARLY LEADERS - INDIVIDUAL PITCHING

2015	Kirsten Stevens, MER	26	2017	Stella Preston, MER	9	2022	Morgan Scott, UNCG	.212
2016	Mollie Hanson, SAM	23	2018	Lindsey Bert, FUR	8	2023	Alyssa Lavdis, UTC	.215
2017	Lindsey Bert, FUR	18	2019	Lynn Gardner, MER	8	2024	Taylor Long, UTC	.199
	Alicia Bazonski, UNCG	18	2020	Taylor Boling, ETSU	2	Innings pitched		
2018	Lindsey Bert, FUR	28	2021	Bailey Tanner, FUR	4	Year	Name, school	IP
2019	Stephanie Bryden, UNCG	25		Emily Barnett, SAM	4	1994	Kim Currier, FUR	189.2
2020	Morgan Scott, UNCG	8	2022	Isabella Cear, FUR	2	1995	April Miller, UTC	279.2
2021	Morgan Scott, UNCG	20		Morgan Scott, UNCG	2	1996	Cristy Waring, MAR	269.2
2022	Morgan Scott, UNCG	25		Brooke Parrott, UTC	2	1997	Cristy Waring, MAR	291.1
2023	McKenzie Newcomb, SAM	14		Hannah Wood, UTC	2	1998	Christine Hornak, UNCG	220.1
	Brianna Bailey, ETSU	14	2023	Whitley Arnott, ETSU	2	1999	Aimee Littlejohn, GSU	222.1
2024	Tessa Juett, WCU	13		Jorde Chartrand, UNCG	4	2000	Aimee Littlejohn, GSU	226.0
			2024	Emme Buzhardt, FUR	6	2001	Beth Alexander, UTC	220.1
Strikeouts			Shutouts			2002	Beth Alexander, UTC	202.2
Year	Name, school	Ks	Year	Name, school	ShO	2003	Awbrey Winckler, UTC	259.1
1994	Kim Currier, FUR	201	1994	Kim Currier, FUR	8	2004	Lacey Swarthout, UTC	333.0
1995	Amy Jakubowski, FUR	180	1995	April Miller, UTC	10	2005	Rachael Stern, CoFC	283.1
1996	Cristy Waring, MAR	197		Amy Jakubowski, FUR	10	2006	Ashley Frizzell, UTC	264.2
1997	Cristy Waring, MAR	197	1996	Cristy Waring, MAR	10	2007	Brooke Loudermilk, UTC	228.2
1998	Chrissy Hacker, FUR	137	1997	Incomplete data		2008	Lana Mackey, FUR	252.2
	Christine Hornak, UNCG	137	1998	Amy Robertson, UTC	12	2009	Kayla Richardson, APP	204.1
1999	Beth Alexander, UTC	230	1999	Talya Trudell, UTC	10	2010	Brianna Streetmon, GSU	224.0
2000	Aimee Littlejohn, GSU	144	2000	Chrissy Hacker, FUR	10	2011	Kayla Suskauer, FUR	205.0
2001	Beth Alexander, UTC	222	2001	Beth Alexander, UTC	10	2012	Sarah Purvis, GSU	208.2
2002	Beth Alexander, UTC	197	2002	Beth Alexander, UTC	11	2013	Sarah Purvis, GSU	218.0
2003	Awbrey Winckler, UTC	224	2003	Rachel Stern, CoFC	11	2014	Sarah Purvis, GSU	215.2
2004	Lacey Swarthout, UTC	331	2004	Lacey Swarthout, UTC	10	2015	Lindsey Bert, FUR	250.0
2005	Lacey Swarthout, UTC	282	2005	Lacey Swarthout, UTC	11	2016	Lindsey Bert, FUR	224.0
2006	Ashley Frizzell, UTC	213	2006	Melissa Laliberte, GSU	8	2017	Alicia Bazonski, UNCG	204.1
2007	Brooke Loudermilk, UTC	289	2007	Brooke Loudermilk, UTC	8	2018	Lindsey Bert, FUR	259.0
2008	Lana Mackey, FUR	245	2008	Terri Mesko, CoFC	6	2019	Stephanie Bryden, UNCG	217.1
2009	Lana Mackey, FUR	171		Lana Mackey, FUR	6	2020	Bailey Tanner, FUR	82.2
2010	Lana Mackey, FUR	238	2009	Amber Harrell, UNCG	6	2021	Morgan Scott, UNCG	192.1
2011	Allie Miles, GSU	170	2010	Brianna Streetmon, GSU	5	2022	Morgan Scott, UNCG	249.0
2012	Sarah Purvis, GSU	249	2011	Brianna Streetmon, GSU	5	2023	McKenzie Newcomb, SAM	191.1
2013	Jordan Garrett, WCU	223	2012	Alexa Datko, CoFC	9	2024	Tess Juett, WCU	183.1
2014	Sarah Purvis, GSU	288	2013	Stephanie Saylors, CoFC	10	Appearances		
2015	Kirsten Stevens, MER	221	2014	Sarah Purvis, GSU	9	Year	Name, school	App
2016	Taylor Sigmon, WCU	202	2015	Sarah Purvis, GSU	10	1998	Christine Hornak, UNCG	42
2017	Lindsey Bert, FUR	197	2016	Kirsten Stevens, MER	9	1999	Kenzie Kohler, CoFC	43
2018	Lindsey Bert, FUR	353	2017	Alicia Bazonski, UNCG	5	2000	Amy Poole, UNCG	38
2019	Stephanie Bryden, UNCG	246	2018	Mollie Hanson, SAM	5	2001	Beth Alexander, UTC	47
2020	Morgan Scott, UNCG	106	2019	Lindsey Bert, FUR	9	2002	Beth Alexander, UTC	39
2021	Morgan Scott, UNCG	210	2020	Lindsey Bert, FUR	14	2003	Awbrey Winckler, UTC	46
2022	Morgan Scott, UNCG	286	2021	Stephanie Bryden, UNCG	6	2004	Lacey Swarthout, UTC	61
2023	McKenzie Newcomb, SAM	172	2022	Morgan Scott, UNCG	2	2005	Rachael Stern, CoFC	53
2024	Tessa Juett, WCU	159	2023	Jayme Eilers, WCU	6	2006	Ashley Frizzell, UTC	51
Saves			2024	McKenzie Newcomb, SAM	6	2007	Brooke Loudermilk, UTC	42
Year	Name, school	Saves	2023	Rhyann Jones, UNCG	5	2008	Lana Mackey, FUR	45
1994	Kim Currier, FUR	2	2024	Hannah Pitts, MER	3	2009	Brianna Streetmon, GSU	40
	Carrie Collins, GSU	2		Tess Juett, WCU	3	2010	Brianna Streetmon, GSU	43
1995	Cristy Waring, MAR	3		Peja Goold, UTC	3	2011	Cory Mattson, UNCG	40
1996	Cristy Waring, MAR	2		Margaret Axelson, WOF	3	2012	Jordan Garrett, WCU	46
	Vanessa Fawcett, GSU	2	Opp. batting average			2013	Taylor Deason, UTC	44
1997	Ashley Rayl, FUR	2	Year	Name, school	Avg.	2014	Raeanne Hanks, UNCG	45
	JD Staton, UTC	2	1994	April Miller, UTC	.200	2015	Jordan Garrett, WCU	41
	Cristy Waring, MAR	2	1995	Amy Jakubowski, FUR	.191	2016	Taylor Sigmon, WCU	49
1998	Amy Robertson, UTC	7	1996	Cristy Waring, MAR	.181	2017	Alicia Bazonski, UNCG	40
1999	Corianne Rogalsky, UTC	4	1997	Incomplete data			Grey Adams, SAM	40
2000	Missy Baldwin, FUR	4	1998	Amy Robertson, UTC	.204	2018	Lindsey Bert, FUR	43
	Talya Trudell, UTC	4	1999	Beth Alexander, UTC	.159	2019	Stephanie Bryden, UNCG	40
2001	Beth Alexander, UTC	5	2000	Chrissy Hacker, FUR	.165	2020	Morgan Smith, FUR	20
2002	Maureen Flynn, UNCG	8	2001	Beth Alexander, UTC	.180	2021	Bailey Tanner, FUR	34
2003	Tiffany McVay, ETSU	4	2002	Beth Alexander, UTC	.175		Morgan Scott, UNCG	34
2004	Lacey Swarthout, UTC	6	2003	Amber Watson, UNCG	.189	2022	Morgan Scott, UNCG	42
2005	Rachael Stern, CoFC	3	2004	Megan Borgeard, ELON	.188	2023	Grace Taylor, MER	45
	Logan Free, GSU	3	2005	Lacey Swarthout, UTC	.203	2024	Tess Juett, WCU	39
	Brittany Lehrschall, ETSU	3	2006	Logan Free, GSU	.199	Games started		
2006	Teri Fister, APP	4	2007	Brooke Loudermilk, UTC	.199	Year	Name, school	GS
2007	Terri Mesko, CoFC	2	2008	Brooke Loudermilk, UTC	.189	1994	Kim Currier, FUR	28
	Yancy Moose, APP	2	2009	Brooke Loudermilk, UTC	.204		Amy Jakubowski, FUR	28
	A.J. Street, GSU	2	2010	Brooke Loudermilk, UTC	.177	1995	April Miller, UTC	46
	Brooke Loudermilk, UTC	2	2011	Nikki Waters, UTC	.209	1996	Cristy Waring, MAR	38
2008	Brooke Loudermilk, UTC	5	2012	Sarah Purvis, GSU	.167	1997	Incomplete data	
2009	Megen Smith, GSU	4	2013	Sarah Purvis, GSU	.186	1998	Talya Trudell, UTC	31
2010	Kandice Irwin, UTC	11	2014	Sarah Purvis, GSU	.178	1999	Aimee Littlejohn, GSU	35
2011	Kandice Irwin, UTC	8	2015	Jordan Garrett, WCU	.234	2000	Aimee Littlejohn, GSU	29
2012	Erica Navarette, UNCG	4	2016	Mollie Hanson, SAM	.234	2001	Beth Alexander, UTC	35
	Amber Steinhardt, WCU	4	2017	Stella Preston, MER	.201	2002	Beth Alexander, UTC	29
	Lakyn Shull, FUR	4	2018	Stephanie Bryden, UNCG	.152	2003	Awbrey Winckler, UTC	34
2013	Meaghan Houston, FUR	5	2019	Stephanie Bryden, UNCG	.206	2004	Lacey Swarthout, UTC	52
2014	Lauren Collier, FUR	6	2020	Abby Swaney, SAM	.197	2005	Rachael Stern, CoFC	53
2015	Taylor Sigmon, WCU	6	2021	Morgan Scott, UNCG	.207			
2016	Taylor Sigmon, WCU	8						

RECORD BOOK

YEARLY LEADERS - INDIVIDUAL PITCHING/TEAM HITTING

2006	Ashley Frizzell, UTC	39	2016	Samford	.316	1998	Chattanooga	310
2007	Mendy McKenzie, WCU	32	2017	ETSU	.285	1999	Chattanooga	281
	Terri Mesko, CofC	32	2018	Mercer	.285	2000	Chattanooga	202
	Ashley Frizzell, UTC	32	2019	Chattanooga	.293	2001	Chattanooga	252
2008	Terri Mesko, CofC	36	2020	Mercer	.279	2002	Chattanooga	246
2009	Kayla Richardson, APP	29	2021	UNCG	.275	2003	College of Charleston	264
	Brianna Streetmon, GSU	29	2022	Chattanooga	.276	2004	College of Charleston	363
2010	Brianna Streetmon, GSU	35	2023	Furman	.270	2005	College of Charleston	345
2011	Kayla Suskauer, FUR	32	2024	Chattanooga	.297	2006	Western Carolina	293
	Alexa Datko, CofC	32				2007	College of Charleston	293
2012	Stephanie Saylor, CofC	34	Hits			2008	Georgia Southern	278
2013	Sarah Purvis, GSU	33	Year	School	Hits	2009	Georgia Southern	207
2014	Raeanne Hanks, UNCG	35	1994	Furman	378	2010	Elon	260
2015	Jordan Garrett, WCU	40	1995	Furman	420	2011	Chattanooga	364
2016	Lindsey Bert, FUR	34	1996	Marshall	478	2012	Chattanooga	347
2017	Alicia Bazonski, UNCG	34	1997	Chattanooga	424	2103	UNCG	253
2018	Lindsey Bert, FUR	38	1998	Chattanooga	564	2014	UNCG	306
2019	Emily DeMonte, FUR	31	1999	Chattanooga	528	2015	Mercer	290
2020	Morgan Smith, FUR	14	2000	UNCG	460	2016	Samford	310
2021	Morgan Scott, UNCG	32	2001	Chattanooga	489	2017	UNCG	241
2022	Morgan Scott, UNCG	36	2002	Chattanooga	452	2018	UNCG	298
2023	Brianna Bailey, ETSU	28	2003	Chattanooga	461	2019	Chattanooga	243
	Grace Taylor, MER	28	2004	College of Charleston	552	2020	Mercer	112
2024	Jordyn Partain, SAM	30	2005	College of Charleston	516	2021	UNCG	295
			2006	Furman	489	2022	UNCG	305
Complete games			2007	College of Charleston	468	2023	UNCG	284
Year	Name, school	CG	2008	Georgia Southern	530	2024	UNCG	281
1994	Kim Currier, FUR	27	2009	Georgia Southern	429			
1995	Amy Jakubowski, FUR	34	2010	Elon	454	Home Runs		
1996	Cristy Waring, MAR	35	2011	Chattanooga	528	Year	School	HRs
1997	Incomplete data		2012	Chattanooga	519	1994	Furman	12
1998	Christine Hornak, UNCG	29	2013	UNCG	449	1995	Marshall	15
1999	Aimee Littlejohn, GSU	27	2014	UNCG	483	1996	Chattanooga	25
2000	Aimee Littlejohn, GSU	25	2015	Samford	487	1997	Incomplete data	
2001	Tiffany Vandergriff, ETSU	25	2016	Samford	523	1998	Chattanooga	20
2002	Beth Alexander, UTC	22	2017	Samford	440	1999	Chattanooga	29
2003	Awbrey Winckler, UTC	30	2018	Chattanooga	417	2000	Chattanooga	12
2004	Lacey Swarthout, UTC	41	2019	Chattanooga	420	2001	Chattanooga	37
2005	Rachael Stern, CofC	36	2020	Mercer	197	2002	Chattanooga	31
2006	Ashley Frizzell, UTC	25	2021	UNCG	365	2003	UNCG	57
2007	Brooke Loudermilk, UTC	25	2022	Chattanooga	419	2004	College of Charleston	60
2008	Lana Mackey, FUR	28	2023	Samford	405	2005	College of Charleston	63
2009	Kayla Richardson, APP	23	2024	Chattanooga	445	2006	Western Carolina	81
2010	Brianna Streetmon, GSU	23				2007	College of Charleston	51
2011	Kayla Suskauer, FUR	20	Runs			2008	Chattanooga	51
2012	Sarah Purvis, GSU	20	Year	School	Runs	2009	Appalachian State	36
2013	Sarah Purvis, GSU	20	1994	Georgia Southern	192		Georgia Southern	36
2014	Sarah Purvis, GSU	28	1995	Chattanooga	230	2010	Elon	47
2015	Lindsey Bert, FUR	30	1996	Marshall	250	2011	Chattanooga	58
	Kirsten Stevens, MER	30		Chattanooga	250	2012	Chattanooga	66
2016	Mollie Hanson, SAM	26	1997	Chattanooga	311	2013	Elon	38
2017	Lindsey Bert, FUR	24	1998	Chattanooga	361	2014	UNCG	57
2018	Lindsey Bert, FUR	34	1999	Chattanooga	330	2015	Furman	54
2019	Stephanie Bryden, UNCG	21	2000	Chattanooga	230	2016	UNCG	61
2020	Bailey Tanner, FUR	7	2001	Chattanooga	296	2017	UNCG	61
2021	Morgan Scott, UNCG	22	2002	Chattanooga	277	2018	UNCG	58
2022	Morgan Scott, UNCG	28	2003	College of Charleston	311	2019	UNCG	58
2023	Brianna Bailey, ETSU	23	2004	College of Charleston	407	2020	UNCG	28
2024	Tess Juett, WCU	18	2005	College of Charleston	382	2021	UNCG	90
			2006	Western Carolina	322	2022	UNCG	102
			2007	College of Charleston	310	2023	UNCG	68
			2008	Georgia Southern	314	2023	UNCG	81
			2009	Appalachian State	238			
Batting average			2010	Elon	293	Doubles		
Year	School	Avg.	2011	Chattanooga	391	Year	School	2Bs
1994	Marshall	.275	2012	Chattanooga	375	1994	Furman	52
1995	Chattanooga	.288	2013	UNCG	290	1995	Furman	66
1996	Chattanooga	.308	2014	UNCG	331	1996	Georgia Southern	76
1997	Chattanooga	.308	2015	Mercer	325	1997	Incomplete data	
1998	Chattanooga	.361	2016	Samford	337	1998	Chattanooga	95
1999	Chattanooga	.302	2017	UNCG	267	1999	Chattanooga	98
2000	UNCG	.260	2018	UNCG	320	2000	Chattanooga	71
2001	Chattanooga	.281	2019	Mercer	279	2001	Chattanooga	75
2002	Chattanooga	.292	2020	Mercer	135	2002	UNCG	78
2003	College of Charleston	.303	2021	UNCG	319	2003	Chattanooga	90
2004	College of Charleston	.309	2022	UNCG	327	2004	College of Charleston	112
2005	College of Charleston	.274	2023	UNCG	296	2005	College of Charleston	109
2006	College of Charleston	.283	2024	Chattanooga	302	2006	Georgia Southern	74
2007	College of Charleston	.300				2007	Elon	74
2008	Georgia Southern	.292	RBIs			2008	College of Charleston	70
2009	Georgia Southern	.293	Year	School	RBIs	2009	Georgia Southern	81
2010	Elon	.289	1994	Furman	150	2010	College of Charleston	74
2011	Chattanooga	.341	1995	Chattanooga	187	2011	College of Charleston	79
2012	Chattanooga	.347	1996	Chattanooga	213	2012	Chattanooga	106
2013	UNCG	.292	1997	Incomplete data		2013	UNCG	72
2014	UNCG	.312						
2015	UNCG	.324						

RECORD BOOK

YEARLY LEADERS - TEAM BATTING

2014	UNCG	86	Stolen bases			2008	Chattanooga	.419
2015	Chattanooga	83	Year School	SBs		2009	Georgia Southern	.435
2016	Furman	99	1994	Georgia Southern	81	2010	Elon	.430
2017	ETSU	80	1995	Georgia Southern	57	2011	Chattanooga	.518
2018	UNCG	84	1996	Marshall	49	2012	Chattanooga	.564
2019	UNCG	72	1997	Incomplete data		2013	UNCG	.422
2020	Mercer	40	1998	Chattanooga	63	2014	UNCG	.487
2021	UNCG	76	1999	Georgia Southern	116	2015	UNCG	.470
2022	UNCG	78	2000	UNCG	96	2016	Samford	.498
	Chattanooga	78	2001	College of Charleston	98	2017	UNCG	.449
2023	UNCG	75	2002	UNCG	82	2018	UNCG	.447
2024	Chattanooga	81	2003	Appalachian State	87	2019	UNCG	.438
			2004	Appalachian State	136	2020	UNCG	.428
Triples			2005	ETSU	93	2021	UNCG	.543
Year School	3Bs		2006	Appalachian State	72	2022	UNCG	.532
1994	Chattanooga	22	2007	Appalachian State	102	2023	UNCG	.437
1995	Chattanooga	35	2008	UNCG	77	2024	UNCG	.489
1996	Furman	14	2009	Appalachian State	76			
1997	Incomplete data		2010	Appalachian State	98	Sacrifice bunts		S
1998	Chattanooga	18	2011	College of Charleston	68	Year School		
1999	Chattanooga	19	2012	Elon	81	1994	Furman	51
2000	Chattanooga	11	2013	Elon	69	1995	Chattanooga	52
2001	Chattanooga	19	2014	Samford	60	1996	Furman	44
2002	Chattanooga	14	2015	Mercer	89	1997	Incomplete data	
2003	Georgia Southern	15	2016	Mercer	76	1998	Chattanooga	53
2004	ETSU	20	2017	Mercer	110	1999	Chattanooga	59
2005	Chattanooga	18	2018	Furman	84	2000	College of Charleston	80
2006	Furman	15	2019	Mercer	69	2001	College of Charleston	76
2007	College of Charleston	11	2020	Mercer	45	2002	Chattanooga	83
	UNCG	11	2021	Western Carolina	157	2003	Chattanooga	90
2008	College of Charleston	20	2022	ETSU	113	2004	Furman	94
2009	Georgia Southern	10	2023	Chattanooga	58	2005	Furman	65
	College of Charleston	10	2024	Furman	64	2006	Furman	72
2010	College of Charleston	12				2007	Chattanooga	55
2011	College of Charleston	17	On-base percentage			2008	Georgia Southern	79
2012	College of Charleston	13	Year School	OB %		2009	Furman	60
2013	UNCG	10	1994	Marshall	.342		Samford	60
2014	Furman	9	1995	Chattanooga	.339	2010	Elon	47
2015	Mercer	17	1996	Chattanooga	.359	2011	College of Charleston	62
2016	Samford	14	1997	Incomplete data		2012	College of Charleston	77
2017	Samford	12	1998	Chattanooga	.422	2013	College of Charleston	58
2018	Furman	10	1999	Chattanooga	.361	2014	Georgia Southern	36
2019	Furman	13	2000	UNCG	.307	2015	Western Carolina	35
2020	ETSU	6	2001	Chattanooga	.354	2016	Chattanooga	42
2021	Mercer	10	2002	Chattanooga	.364	2017	Mercer	55
2022	Chattanooga	10	2003	College of Charleston	.385	2018	Chattanooga	56
2023	Furman	7	2004	College of Charleston	.393		UNCG	56
2024	UNCG	13	2005	Chattanooga	.356	2019	Chattanooga	53
			2006	Western Carolina	.381	2020	Chattanooga	22
Bases on balls			2007	College of Charleston	.396	2021	Chattanooga	44
Year School	BBs		2008	Elon	.360	2022	Chattanooga	53
1994	Furman	111	2009	College of Charleston	.368	2023	Mercer	59
1995	Georgia Southern	126	2010	College of Charleston	.362	2024	Chattanooga	69
1996	Marshall	139	2011	Chattanooga	.422			
1997	Incomplete data		2012	Chattanooga	.414	Sacrifice flies		SF
1998	Chattanooga	166	2013	UNCG	.365	Year School		
1999	Chattanooga	150	2014	UNCG	.400	1994	Chattanooga	12
2000	Chattanooga	170	2015	UNCG	.405	1995	Chattanooga	14
2001	Chattanooga	170	2016	Samford	.384	1996	Chattanooga	24
2002	Chattanooga	151	2017	UNCG	.374	1997	Incomplete data	
2003	Chattanooga	187	2018	UNCG	.376	1998	Chattanooga	22
2004	Chattanooga	218	2019	Chattanooga	.365	1999	Chattanooga	17
2005	Chattanooga	226		Mercer	.365	2000	Chattanooga	12
2006	Western Carolina	236	2020	UNCG	.364	2001	Chattanooga	13
2007	College of Charleston	208	2021	UNCG	.394		UNC Wilmington	13
2008	Chattanooga	172	2022	UNCG	.364	2002	Chattanooga	8
2009	Appalachian State	184	2023	UNCG	.364		UNCG	8
2010	College of Charleston	183	2024	Chattanooga	.381	2003	College of Charleston	17
2011	Chattanooga	185				2004	Chattanooga	15
2012	Georgia Southern	192	Slugging percentage				College of Charleston	15
2013	Georgia Southern	164	Year School	SLUG %		2005	Chattanooga	14
	UNCG	164	1994	Chattanooga	.360		College of Charleston	14
2014	Georgia Southern	196	1995	Chattanooga	.405	2006	College of Charleston	15
2015	Mercer	190	1996	Chattanooga	.431	2007	College of Charleston	18
2016	Furman	191	1997	Incomplete data		2008	Chattanooga	12
2017	UNCG	185	1998	Chattanooga	.483		College of Charleston	12
2018	UNCG	195	1999	Chattanooga	.430	2009	College of Charleston	13
2019	UNCG	181	2000	UNCG	.328	2010	College of Charleston	15
2020	UNCG	99	2001	Chattanooga	.409	2011	College of Charleston	24
2021	UNCG	216	2002	Chattanooga	.415	2012	Chattanooga	20
2022	UNCG	186	2003	UNCG	.461	2013	UNCG	16
2023	UNCG	263	2004	College of Charleston	.478	2014	UNCG	12
2024	UNCG	237	2005	College of Charleston	.446	2015	Chattanooga	18
			2006	Western Carolina	.476	2016	Mercer	13
			2007	College of Charleston	.456		Western Carolina	13

RECORD BOOK

YEARLY LEADERS - TEAM BATTING/PITCHING

2017	Mercer	18
2018	UNCG	15
2019	Chattanooga	20
2020	UNCG	7
2021	Mercer	11
2022	UNCG	17
2023	Chattanooga	22
2024	Samford	23

TEAM PITCHING

ERA		
Year	School	ERA
1994	Furman	1.98
1995	Chattanooga	1.84
1996	Marshall	1.68
1997	Chattanooga	1.58
1998	Chattanooga	1.82
1999	Georgia Southern	1.42
2000	Furman	1.30
2001	Chattanooga	1.24
2002	Chattanooga	1.50
2003	College of Charleston	1.43
2004	Georgia Southern	1.78
2005	College of Charleston	2.08
2006	Georgia Southern	2.72
2007	Chattanooga	2.47
2008	Georgia Southern	2.22
2009	Appalachian State	2.88
2010	Chattanooga	1.97
2011	College of Charleston	2.29
2012	Georgia Southern	1.68
2013	Furman	2.27
2014	Chattanooga	1.99
2015	Chattanooga	2.92
2016	Samford	3.22
2017	Furman	2.60
2018	UNCG	2.06
2019	Chattanooga	2.34
2020	Chattanooga	3.04
2021	ETSU	3.12
2022	Samford	2.19
2023	Samford	2.93
2024	Chattanooga	2.86

Wins		
Year	School	Wins
1994	Furman	33
1995	Furman	32
1996	Marshall	38
1997	Marshall	36
1998	Chattanooga	47
1999	Chattanooga	48
2000	Chattanooga	47
2001	Chattanooga	49
2002	Chattanooga	44
2003	College of Charleston	45
2004	Chattanooga	45
2005	College of Charleston	53
2006	Western Carolina	41
2007	Chattanooga	35
2008	Chattanooga	41
2009	Georgia Southern	29
2010	Chattanooga	39
2011	Chattanooga	44
2012	Georgia Southern	42
2013	UNCG	38
2014	Samford	37
2015	Mercer	37
2016	Samford	40
2017	Furman	31
2018	UNCG	46
2019	Chattanooga	37
2020	UNCG	14
2021	UNCG	34
2022	UNCG	39
2023	UNCG	37
2024	Chattanooga	42

Strikeouts		
Year	School	Ks
1994	Furman	344
1995	Furman	239
1996	Marshall	261
1997	Incomplete data	
1998	Furman	271

1999	Chattanooga	467
2000	Chattanooga	404
2001	Chattanooga	425
2002	Chattanooga	386
2003	Chattanooga	358
2004	Chattanooga	405
2005	Chattanooga	429
2006	Chattanooga	377
2007	Chattanooga	475
2008	Chattanooga	441
2009	Chattanooga	333
2010	Chattanooga	409
2011	Georgia Southern	335
	College of Charleston	335
2012	Georgia Southern	393
2013	Georgia Southern	396
2014	Georgia Southern	442
2015	Western Carolina	351
2016	Western Carolina	386
2017	Furman	301
2018	Furman	404
2019	UNCG	351
2020	UNCG	152
2021	UNCG	295
2022	UNCG	354
2023	Chattanooga	309
2024	Chattanooga	368

Saves		
Year	School	Saves
1994	Furman	2
	Georgia Southern	2
1995	Marshall	4
1996	Chattanooga	3
1997	Incomplete data	
1998	Chattanooga	8
1999	Chattanooga	7
2000	Chattanooga	9
2001	Chattanooga	9
2002	UNCG	9
2003	ETSU	5
2004	Chattanooga	6
2005	ETSU	5
	Georgia Southern	5
	College of Charleston	5
2006	Appalachian State	6
2007	College of Charleston	4
2008	Chattanooga	7
2009	Chattanooga	6
2010	Chattanooga	12
2011	Chattanooga	10
2012	Western Carolina	8
2013	UNCG	7
2014	Chattanooga	7
	Furman	7
2015	Samford	6
	Western Carolina	6
2016	ETSU	11
2017	ETSU	13
2018	Chattanooga	8
2019	Mercer	8
2020	ETSU	2
2021	Furman	5
2022	Chattanooga	5
2023	Chattanooga	6
2024	Chattanooga	8

Shutouts		
Year	School	ShO
1994	Furman	13
1995	Furman	14
1996	Georgia Southern	14
	Marshall	14
1997	Incomplete data	
1998	Chattanooga	19
1999	Chattanooga	22
2000	Chattanooga	23
2001	Chattanooga	27
2002	Chattanooga	20
2003	College of Charleston	16
2004	Chattanooga	17
	College of Charleston	17
2005	Chattanooga	17
2006	Georgia Southern	12
	Chattanooga	12

2007	Chattanooga	13
2008	Georgia Southern	13
2009	Chattanooga	9
2010	Chattanooga	11
2011	College of Charleston	15
2012	College of Charleston	15
	Georgia Southern	15
2013	College of Charleston	13
2014	Georgia Southern	13
2015	Mercer	11
2016	UNCG	10
2017	Furman	12
2018	Furman	16
2019	UNCG	8
	Chattanooga	8
2020	ETSU	2
	UNCG	2
2021	Western Carolina	8
2022	Samford	14
2023	UNCG	11
2024	Chattanooga	13

Opp. batting average

Year	School	Avg.
1994	Furman	.222
1995	Furman	.230
1996	Marshall	.205
1997	Incomplete data	
1998	Chattanooga	.237
1999	Chattanooga	.177
2000	Chattanooga	.203
2001	Chattanooga	.184
2002	Chattanooga	.184
2003	College of Charleston	.217
2004	College of Charleston	.211
2005	Chattanooga	.210
2006	Georgia Southern	.225
2007	Georgia Southern	.230
2008	Chattanooga	.220
2009	Appalachian State	.245
2010	Chattanooga	.198
2011	College of Charleston	.232
2012	Georgia Southern	.194
2013	Georgia Southern	.228
2014	Georgia Southern	.200
2015	Western Carolina	.258
2016	Samford	.250
2017	Furman	.236
2018	UNCG	.213
2019	UNCG	.246
2020	Chattanooga	.244
2021	UNCG	.244
2022	UNCG	.230
2023	Chattanooga	.233
2024	Chattanooga	.227

Innings pitched

Year	School	IP
1994	Furman	377.1
1995	Furman	395.2
1996	Marshall	417.0
1997	Marshall	419.2
1998	Chattanooga	404.2
1999	Georgia Southern	443.0
2000	Chattanooga	524.1
2001	Chattanooga	457.2
2002	UNCG	445.1
2003	Chattanooga	456.2
2004	Chattanooga	469.2
2005	College of Charleston	463.1
2006	Chattanooga	501.0
2007	Chattanooga	464.0
2008	Georgia Southern	451.0
2009	UNCG	385.2
2010	Elon	395.2
2011	College of Charleston	397.2
2012	Georgia Southern	412.0
2013	Georgia Southern	446.2
2014	Georgia Southern	379.0
2015	Furman	395.2
2016	Furman	411.1
2017	Samford	412.0
2018	UNCG	401.2

RECORD BOOK

YEARLY LEADERS - TEAM PITCHING

2019	UNCG	374.1
2020	Mercer	173.2
2021	Western Carolina	345.1
2022	UNCG	388.2
2023	Samford	402.0
2024	UNCG	400.2

Complete games

Year	School	CG
1994	Furman	52
1995	Furman	52
1996	Marshall	52
1997	Incomplete data	
1998	Georgia Southern	43
1999	Georgia Southern	48
2000	Furman	52
2001	Georgia Southern	37
2002	ETSU	40
2003	Chattanooga	45
2004	Chattanooga	49
2005	College of Charleston	54
2006	Chattanooga	46
2007	Chattanooga	44
2008	UNCG	42
2009	UNCG	37
2010	Georgia Southern	32
	UNCG	32
2011	Furman	34
2012	Samford	31
2013	Georgia Southern	34
2014	Georgia Southern	42
2015	Furman	40
2016	Furman	33
2017	Furman	37
2018	Furman	46
2019	UNCG	33
2020	Mercer	15
2021	Western Carolina	35
2022	UNCG	37
2023	ETSU	28
2024	Samford	29

Fewest hits allowed

Year	School	Hits
1994	Chattanooga	240
1995	Chattanooga	308
1996	Chattanooga	276
1997	Incomplete data	
1998	Chattanooga	330
1999	Chattanooga	272
2000	College of Charleston	319
2001	Chattanooga	296
2002	Chattanooga	260
2003	College of Charleston	294
2004	Georgia Southern	326
2005	Chattanooga	334
2006	Georgia Southern	385
2007	Georgia Southern	344
2008	UNCG	335
2009	Furman	322
2010	Chattanooga	281
2011	Chattanooga	331
2012	Georgia Southern	289
2013	Samford	326
2014	Georgia Southern	279
2015	Chattanooga	343
2016	ETSU	328
2017	Furman	323
2018	Mercer	304
2019	ETSU	352
	Chattanooga	352
2020	Western Carolina	133
2021	ETSU	260
2022	Samford	320
2023	Chattanooga	312
2024	Chattanooga	321

Most hits allowed

Year	School	Hits
1994	Furman	319
1995	Marshall	419
1996	Furman	579
1997	Incomplete data	
1998	Furman	451
1999	UNCG	432

2000	UNC Wilmington	493
2001	UNC Wilmington	477
2002	Appalachian State	449
2003	Appalachian State	420
2004	Furman	456
2005	UNCG	461
2006	Furman	542
2007	Elon	487
2008	College of Charleston	469
2009	Western Carolina	468
2010	Western Carolina	539
2011	Western Carolina	491
2012	Western Carolina	497
2013	Western Carolina	405
2014	Elon	423
2015	ETSU	434
2016	Chattanooga	480
2017	Chattanooga	450
2018	Samford	464
2019	Furman	439
2020	Mercer	212
2021	Furman	374
2022	ETSU	450
2023	Mercer	426
2024	UNCG	440

Fewest earned runs allowed

Year	School	ER
1994	Marshall	82
1995	Chattanooga	86
1996	Chattanooga	83
1997	Chattanooga	74
1998	Chattanooga	105
1999	Georgia Southern	89
2000	College of Charleston	76
2001	Chattanooga	81
2002	Chattanooga	85
2003	College of Charleston	75
2004	Georgia Southern	103
2005	Chattanooga	130
2006	Elon	156
2007	Georgia Southern	154
2008	UNCG	139
2009	Furman	143
2010	Chattanooga	111
2011	College of Charleston	130
2012	Georgia Southern	99
2013	Furman	116
2014	Georgia Southern	103
2015	Chattanooga	138
2016	ETSU	156
2017	Furman	132
2018	UNCG	118
2019	Chattanooga	121
2020	Chattanooga	62
2021	ETSU	112
2022	Samford	115
2023	Western Carolina	165
2024	Wofford	140

Most earned runs allowed

Year	School	ER
1994	Furman	107
1995	Marshall	147
1996	Furman	237
1997	Georgia Southern	148
1998	Furman	157
1999	UNCG	165
2000	UNC Wilmington	164
2001	UNC Wilmington	213
2002	Appalachian State	195
2003	UNC Wilmington	189
2004	Furman	201
2005	Furman	217
2006	Furman	255
2007	Appalachian State	243
2008	Western Carolina	251
2009	Elon	236
2010	Western Carolina	311
2011	Samford	254
2012	Samford	254
2013	Elon	197
2014	Elon	213
2015	ETSU	246
2016	Mercer	238

2017	Chattanooga	251
2018	Samford	270
2019	Furman	274
2020	Mercer	131
2021	Furman	194
2022	Mercer	306
2023	Mercer	267
2024	ETSU	254

Fewest runs allowed

Year	School	R
1994	Marshall	140
1995	Chattanooga	137
1996	Chattanooga	126
1997	Chattanooga	131
1998	Chattanooga	143
1999	Chattanooga	123
2000	College of Charleston	135
2001	Chattanooga	116
2002	Chattanooga	112
2003	College of Charleston	116
2004	Georgia Southern	160
2005	Chattanooga	164
2006	College of Charleston	218
2007	Georgia Southern	180
2008	UNCG	178
2009	Furman	177
2010	Chattanooga	141
2011	Chattanooga	160
2012	Georgia Southern	126
2013	Furman	172
2014	Georgia Southern	138
2015	Chattanooga	192
2016	ETSU	196
2017	Furman	169
2018	UNCG	146
2019	Chattanooga	151
2020	UNCG	78
2021	ETSU	137
2022	Samford	143
2023	Western Carolina	189
2024	Wofford	184

Most runs allowed

Year	School	R
1994	Furman	185
1995	Marshall	231
1996	Furman	328
1997	Furman	217
1998	Furman	241
	Georgia Southern	241
1999	College of Charleston	243
2000	UNC Wilmington	255
2001	UNC Wilmington	268
2002	ETSU	274
2003	UNC Wilmington	263
2004	Furman	270
2005	Furman	300
2006	Furman	308
2007	Appalachian State	293
2008	Western Carolina	316
2009	Western Carolina	292
2010	Western Carolina	393
2011	Samford	322
2012	Samford	318
2013	Western Carolina	269
2014	UNCG	278
2015	ETSU	306
2016	Mercer	296
2017	Chattanooga	325
2018	Samford	333
2019	Furman	333
2020	Mercer	156
2021	Furman	240
2022	ETSU	340
2023	Mercer	306
2024	ETSU	311

Fewest bases on balls

Year	School	BB
1994	Chattanooga	76
1995	Chattanooga	72
1996	Georgia Southern	80
1997	Incomplete data	
1998	Chattanooga	87

RECORD BOOK

YEARLY LEADERS - TEAM PITCHING

1999	Furman	97	2013	Furman	20
2000	UNCG	94	2014	Samford	25
2001	Appalachian State	67	2015	Chattanooga	17
2002	Furman	93	2016	Chattanooga	33
2003	College of Charleston	76	2017	Furman	28
2004	Chattanooga	94	2018	Chattanooga	24
2005	ETSU	106	2019	Chattanooga	25
2006	Western Carolina	133	2020	ETSU	8
2007	UNCG	135	2021	ETSU	22
2008	Chattanooga	146	2022	Samford	22
2009	Western Carolina	103	2023	Furman	24
2010	Appalachian State	99	2024	Wofford	15
2011	Chattanooga	93			
2012	College of Charleston	86			
2013	College of Charleston	92			
2014	Chattanooga	106			
2015	Mercer	112			
2016	ETSU	106			
2017	Furman	132			
2018	Furman	96			
2019	UNCG	103			
2020	Western Carolina	52			
2021	ETSU	111			
2022	Samford	98			
2023	Western Carolina	112			
2024	Wofford	88			

Most bases on balls

Year	School	BB
1994	Furman	86
1995	Marshall	119
1996	Furman	133
1997	Incomplete data	
1998	Georgia Southern	149
1999	College of Charleston	167
2000	Georgia Southern	142
2001	UNC Wilmington	157
2002	UNCG	153
2003	Furman	158
2004	Furman	197
2005	Furman	196
2006	Georgia Southern	244
2007	Georgia Southern	236
2008	Georgia Southern	199
2009	UNCG	221
2010	UNCG	189
2011	UNCG	245
2012	UNCG	211
2013	Appalachian State	188
2014	UNCG	233
2015	Western Carolina	201
2016	Western Carolina	203
2017	Chattanooga	220
2018	Chattanooga	198
2019	ETSU	195
2020	Samford	93
2021	Western Carolina	157
2022	ETSU	222
2023	Chattanooga	210
2024	Chattanooga	210

Fewest home runs allowed

Year	School	HR
1994	Chattanooga	1
1995	Marshall	5
	Chattanooga	5
1996	Marshall	7
1997	Incomplete data	
1998	Chattanooga	4
1999	Furman	10
	College of Charleston	10
2000	College of Charleston	5
2001	Furman	9
2002	Furman	6
2003	College of Charleston	13
2004	Furman	20
2005	Georgia Southern	21
2006	Elon	27
2007	Georgia Southern	22
2008	Elon	18
2009	Furman	20
2010	College of Charleston	16
2011	College of Charleston	25
	Appalachian State	25
2012	Furman	25

Most home runs allowed

Year	School	HR
1994	Furman	6
1995	Georgia Southern	12
1996	Furman	13
1997	Incomplete data	
1998	Furman	14
1999	UNCG	20
2000	UNCG	20
	UNC Wilmington	20
2001	UNC Wilmington	28
2002	UNCG	32
2003	Appalachian State	37
2004	Appalachian State	37
2005	Elon	58
2006	Chattanooga	46
2007	Appalachian State	56
2008	College of Charleston	39
2009	Elon	40
2010	Western Carolina	52
2011	Samford	65
2012	Samford	56
2013	Appalachian State	44
2014	Elon	39
	Western Carolina	39
2015	ETSU	70
2016	Mercer	76
2017	Samford	61
2018	Samford	53
2019	Mercer	75
2020	Mercer	42
2021	Western Carolina	57
2022	Mercer	76
2023	Mercer	55
2024	UNCG	46

NOTE: The 2020 season was canceled midway through due to COVID-19.

RECORD BOOK

INDIVIDUAL TOURNAMENT RECORDS

Individual game batting

Most at-bats: 6, Lyndsey Stiles (UTC) vs. UNCG, 2011; Christina Elmore (UNCW) vs. Furman, 2003

Most runs: 4, Kaili Phillips (UTC) vs. UNCG, 2024 (Championship game)

Most hits: 5, Tara Tembey (UTC) vs. College of Charleston, 2005

Most RBIs: 6, Amanda Beltran (UTC) vs. Western Carolina, 2016

Most doubles: 3, Makenna Mattijs (UNCG) vs. Samford, 2022

Most triples: 1, on 54 occasions: most recently, Havalynn Abernathy (ETSU) vs. WOF, 2024; Kaili Phillips (UTC) vs. UNCG, 2024

Most home runs: 3, Reagan Armour (UTC) vs. UNCG, 2022

Most stolen bases: 3, Megan Rembielak (APP) vs. College of Charleston, 2011; Natalie Willis (APP) vs. Georgia Southern, 2005; Wendy Lewis (APP) vs. UNCG, 2004

Highest batting average (Min. 4 ABs): 1.000 (5-for-5), Tara Tembey (UTC) vs. College of Charleston, 2005; (4-for-4), Kasey Tydingco (UTC) vs. UNCG, 2011; Shanita Black (GSU) vs. Chattanooga, 2006; Stephanie Cushing (FUR) vs. Chattanooga, 2006

Most walks: 4, Katie Boyd (APP) vs. Furman, 2008

Individual game pitching

Most innings pitched: 11.0, Sarah Purvis (GSU) vs. UNCG, 2013; Brooke Red (GSU) vs. CofC, 2013; Terri Mesko (CofC) vs. Appalachian State, 2007

Fewest hits (min. 7 inn.): 0, Mollie Hanson (SAM) vs. UNCG, 2016; Kirsten Stevens (MER) vs. FUR, 2015; Sarah Purvis (GSU) vs. Elon, 2014

Most strikeouts: 15, Katie Henderson (UTC) vs. Appalachian State, 2014; Allie Miles (GSU) vs. Appalachian State, 2011

Fewest walks (min. 7 inn.): 0, on 40 occasions: most recently, Margaret Axelson (WOF) vs. ETSU, 2024; McKenzie Newcomb (SAM), 2023; Taylor Boling (ETSU) vs. Mercer, 2019; Lindsey Bert (FUR) vs. ETSU, 2018; Lindsey Bert (FUR) vs. Samford, 2018; Alicia Bazonski (UNCG) vs. Mercer, 2017

Most consecutive scoreless innings: 11.0, Lindsey Fadnek (ETSU), 2017

Individual tournament batting

Most at-bats: 27, Tara Tembey (UTC), 2008; Lindsey Hopkins (GSU), 2007

Most hits: 13, Siera Bishop (FUR), 2016; Shanita Black (GSU), 2006

Most runs: 8, Siera Bishop (FUR), 2016

Most doubles: 4, Maycin Brown (UNCG), 2024

Most triples: 2, Erica Hayes (WCU), 2019; Amelia Griffin (WCU), 2014; Melissa Ramirez (UTC), 2005; Shanita Black (GSU), 2005;

Most home runs: 5, Lindsay Thomas (UNCG), 2014

Most RBIs: 12, Candace Johnson (FUR), 2016

Highest batting average (Min. 10 AB): .733 (11-for-15), Melissa Ramirez (UTC), 2003

Most stolen bases: 7, Shanita Black (GSU), 2006

Most walks: 11, Gina Sterchi (GSU), 2006

Individual tournament pitching

Most appearances: 7, Brooke Loudermilk (UTC), 2008; Logan Free (GSU), 2007

Most wins: 5, Brooke Loudermilk (UTC), 2008

Most innings pitched: 35.2, Brooke Loudermilk (UTC), 2008

Lowest ERA (min. 7 inn.): 0.00, Annalyn Yantis (SAM), 2019 (7.0 IP); Awbrey Winckler (UTC), 2003 (25.0 IP); Kayla Richardson (APP), 2009 (17.1 IP); Tayla Trudell (UTC), 2001 (14.0 IP); Rachel Henley (FUR), 2003 (11.1 IP); Brooke Red (GSU), 2013 (11.0 IP); Amber Watson (UNCG), 2003 (10.0 IP); Janice Savage (GSU), 2003 (9.1 IP); A.J. Street (GSU), 2005 (7.0 IP); Jennifer Miller (GSU), 1999 (7.0 IP)

Fewest hits (min. 7 inn.): 2, Logan Free (GSU), 2004 (7.0 IP)

Most strikeouts: 48, Brooke Loudermilk (UTC), 2008 (35.2 IP)

Fewest walks (min. 7 inn.): 0, Mollie Hanson (SAM), 2016 (22.0 IP); Amber Harrell (UNCG), 2010 (19.0 IP); Logan Free (GSU), 2004 (7.0 IP); Brooke Red (GSU), 2013 (11.0 IP); McKenzie Newcomb (SAM), 2023 (21.0)

Most consecutive scoreless innings: 24.2, Raeanne Hanks (UNCG), 2013

Most saves: 2, Stella Preston (MER), 2017; Megan Smith (GSU), 2008; Tayla Trudell (UTC), 2000

RECORD BOOK

TEAM TOURNAMENT RECORDS

Team game batting

- Most at-bats:** 44, Chattanooga vs Georgia Southern, 1996 (9 inn.)
- Most runs:** 15, College of Charleston vs. Appalachian State, 2003
- Most hits:** 20, Chattanooga vs. UNCG, 2011
- Most hits by a losing team:** 15, UNC Wilmington vs. UNCG, 2000
- Most runs by a losing team:** 8, Chattanooga vs. Samford 9, 2017; 8, Chattanooga vs. Mercer 11, 2023
- Most doubles:** 6, Furman vs. Georgia Southern, 2009
- Most triples:** 2, Chattanooga vs. College of Charleston, 2005
- Most home runs:** 6, UNCG vs. Western Carolina, 2021
- Most RBIs:** 12, UNCG vs. Samford, 2013; Chattanooga vs. UNCG, 2011; College of Charleston vs. Appalachian State, 2003
- Most stolen bases:** 7, Appalachian State vs. UNCG, 2004
- Most walks:** 8, Furman vs. Western Carolina, 2017; Samford vs. Chattanooga, 2017; Chattanooga vs. Western Carolina, 2016
- Most left on base:** 14, Elon vs. UNCG, 2014

Team game pitching

- Most innings pitched:** 11.0, Georgia Southern vs. College of Charleston, 2013; Georgia Southern vs. UNCG, 2013; College of Charleston vs. Appalachian State, 2007; Furman vs. UNC Wilmington, 2003; UNC Wilmington vs. Furman, 2003; Chattanooga vs Georgia Southern, 1996
- Most strikeouts:** 15, Chattanooga vs. Appalachian State, 2014; Georgia Southern vs. Appalachian State, 2011
- Most consecutive scoreless innings:** 11.0, Georgia Southern vs. UNCG, 2013
- Fewest hits:** 0, Mercer vs. Furman, 2015 (7 inn.); Georgia Southern vs. Elon, 2014 (7 inn.); Chattanooga vs. College of Charleston, 1999 (5 inn.); Samford vs. UNCG, 2016 (7 inn.)

Team tournament batting

- Most at-bats:** 208, Georgia Southern, 2007
- Most hits:** 60, Chattanooga, 2008
- Most runs:** 35, Chattanooga, 2024
- Most doubles:** 12, College of Charleston, 2012
- Most triples:** 3, Chattanooga, 2005
- Most home runs:** 10, Georgia Southern, 2012
- Most RBIs:** 34, Chattanooga, 2008
- Most stolen bases:** 16, Appalachian State 2004
- Most walks:** 31, Georgia Southern, 2006

Team tournament pitching

- Best ERA:** 0.00, Furman, 1998 (0 ER/12.0 inn)
- Fewest runs allowed:** 1, Chattanooga, 2001; Chattanooga, 1997; Furman, 1994
- Most complete games:** 5, Mercer, 2015; Georgia Southern, 2013; Georgia Southern, 2006
- Most strikeouts:** 57, Chattanooga, 2008
- Most consecutive scoreless innings:** 24.2, Chattanooga, 2001
- Most saves:** 2, Mercer, 2017; Georgia Southern, 2008; Chattanooga, 2000
- Most shutouts pitched:** 4, Chattanooga, 2000

Tournament game - two teams

- Most runs:** 19, Mercer vs. Chattanooga, 2023
- Most hits:** 24, Elon vs. UNCG, 2010
- Fewest runs:** 1, on 17 occasions, most recently, Mercer vs. Wofford, 2024
- Fewest hits:** 4, Furman vs. College of Charleston, 2005
- Most doubles:** 7, Mercer vs. Samford, 2022; Furman vs. Georgia Southern, 2009; Georgia Southern vs. College of Charleston, 2008
- Most triples:** 3, Chattanooga vs. College of Charleston, 2005
- Most home runs:** 8, Chattanooga vs. UNCG, 2022

Miscellaneous game

- Longest game:** 11 innings, UNCG vs. Georgia Southern, 2013; College of Charleston vs. Appalachian State, 2007; Furman vs. UNC Wilmington, 2003; Chattanooga vs. Georgia Southern, 1996
- Most runs scored-one inning:** 13, College of Charleston vs. Appalachian State, 2003
- Largest margin of victory:** 14, College of Charleston (15) vs. Appalachian State (1), 2003
- Largest deficit overcome for victory:** 5, Chattanooga vs. UNCG, 2022; UNCG vs. Mercer, 2019; Mercer vs. Western Carolina, 2018
- Largest deficit overcome for victory in 7th inning:** 5 runs, Chattanooga vs. UNCG, 2022
- Most double plays turned:** 4, Chattanooga vs. Western Carolina; Furman vs. Georgia Southern, 1994

Miscellaneous tournament

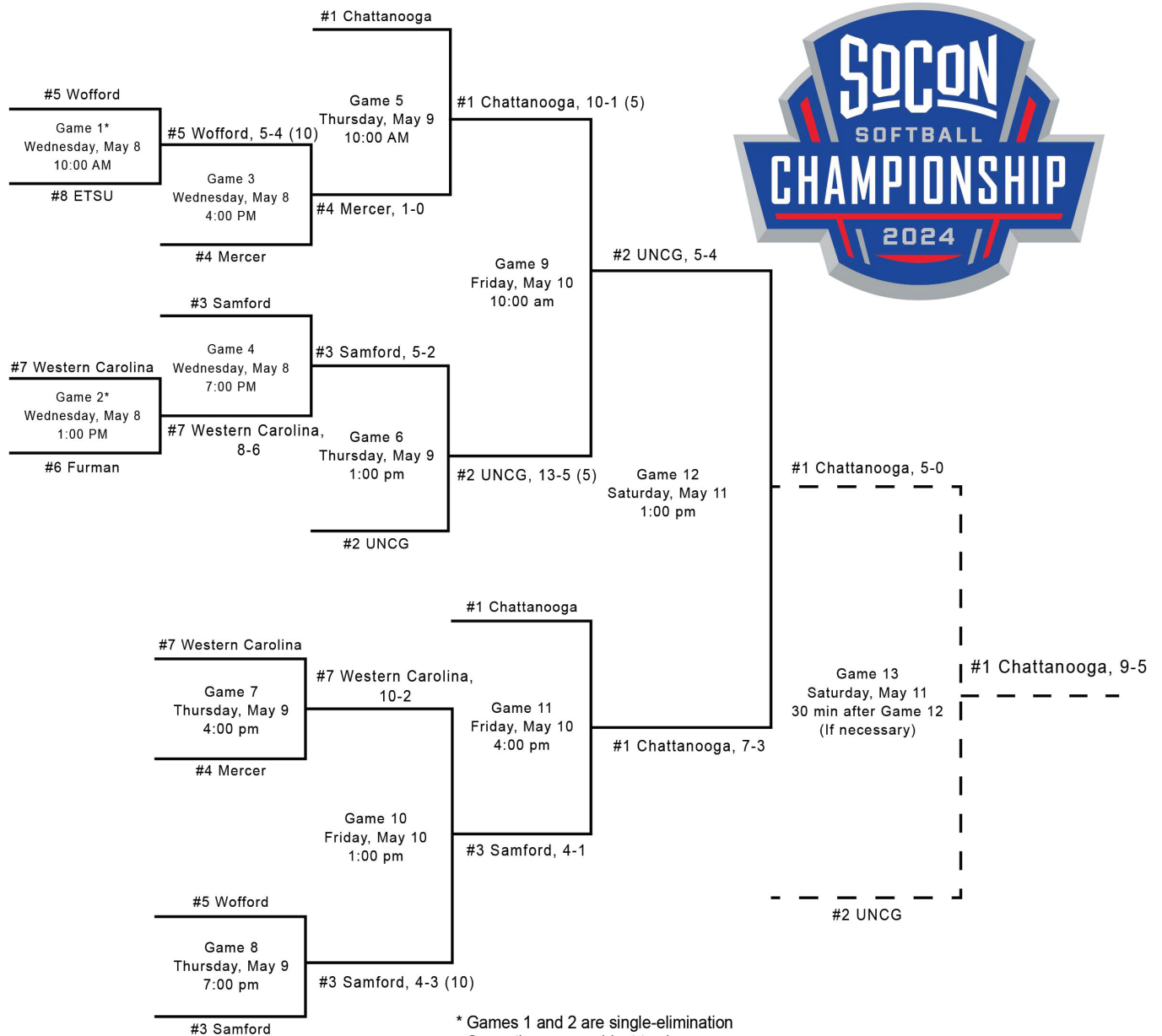
- Most double plays turned:** 7, Georgia Southern, 2007
- Most home runs:** 41, 2012 Championship in Boone, N.C.

2024 Championship

UNCG Softball Stadium • Greensboro, N.C.

THE SOUTHERN CONFERENCE 2024 SOFTBALL CHAMPIONSHIP

MAY 8 - 11, 2024 | UNCG | GREENSBORO, N.C.



* Games 1 and 2 are single-elimination
- Game times are subject to change
- Tournament winner earns the Southern Conference's automatic bid to the NCAA Regionals



2023 Championship

Frost Stadium • Chattanooga, Tenn.

2023 SOUTHERN CONFERENCE SOFTBALL CHAMPIONSHIP

MAY 10-13, 2023 | FROST STADIUM | CHATTANOOGA, TN



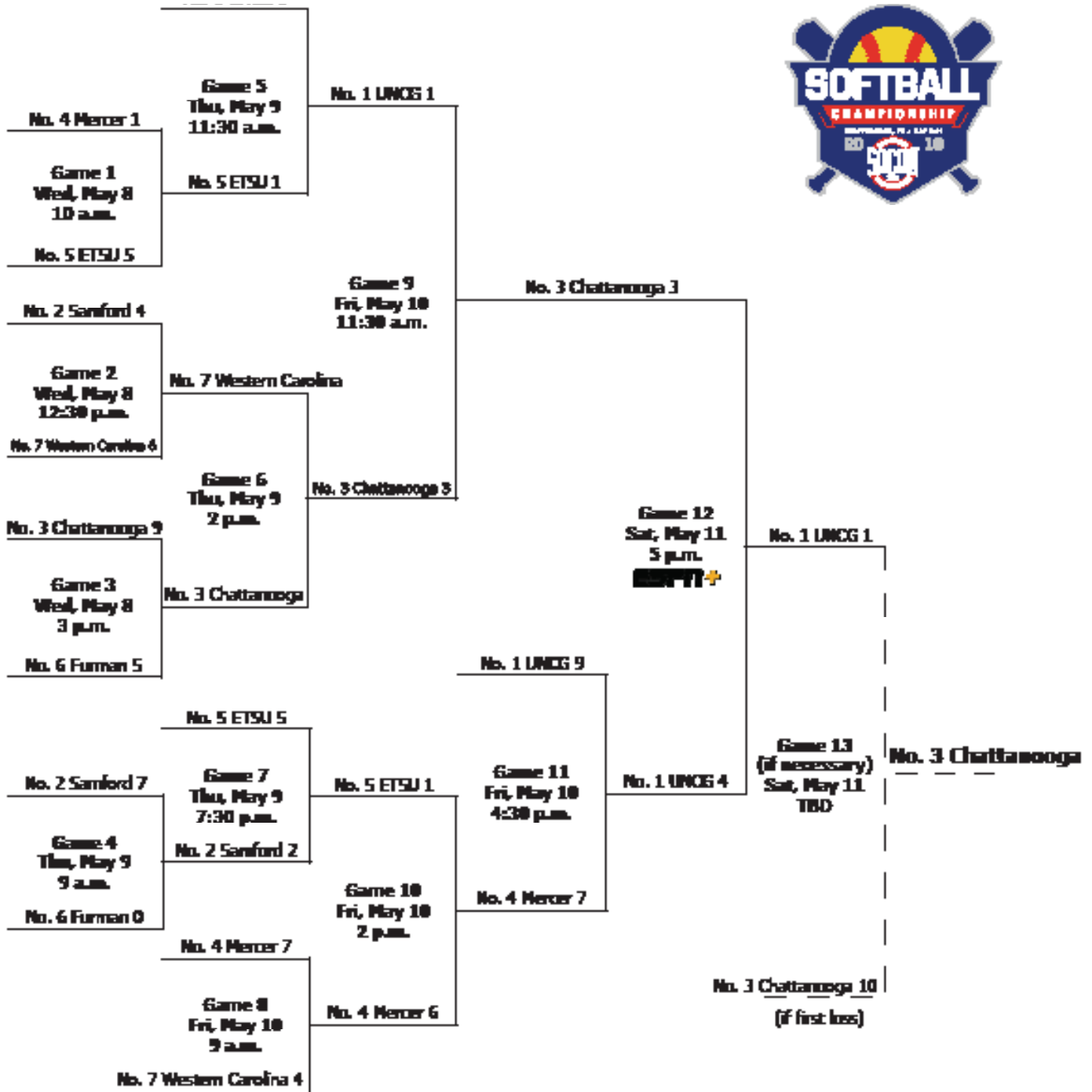
2022 Championship

UNCG Softball Stadium • Greensboro, N.C.




2019 Championship

Frost Stadium • Chattanooga, Tenn.



2017 Championship


Frost Stadium • Chattanooga, Tenn.



**All times are Eastern*
**If-necessary Game 13 was not needed*

2016 Championship

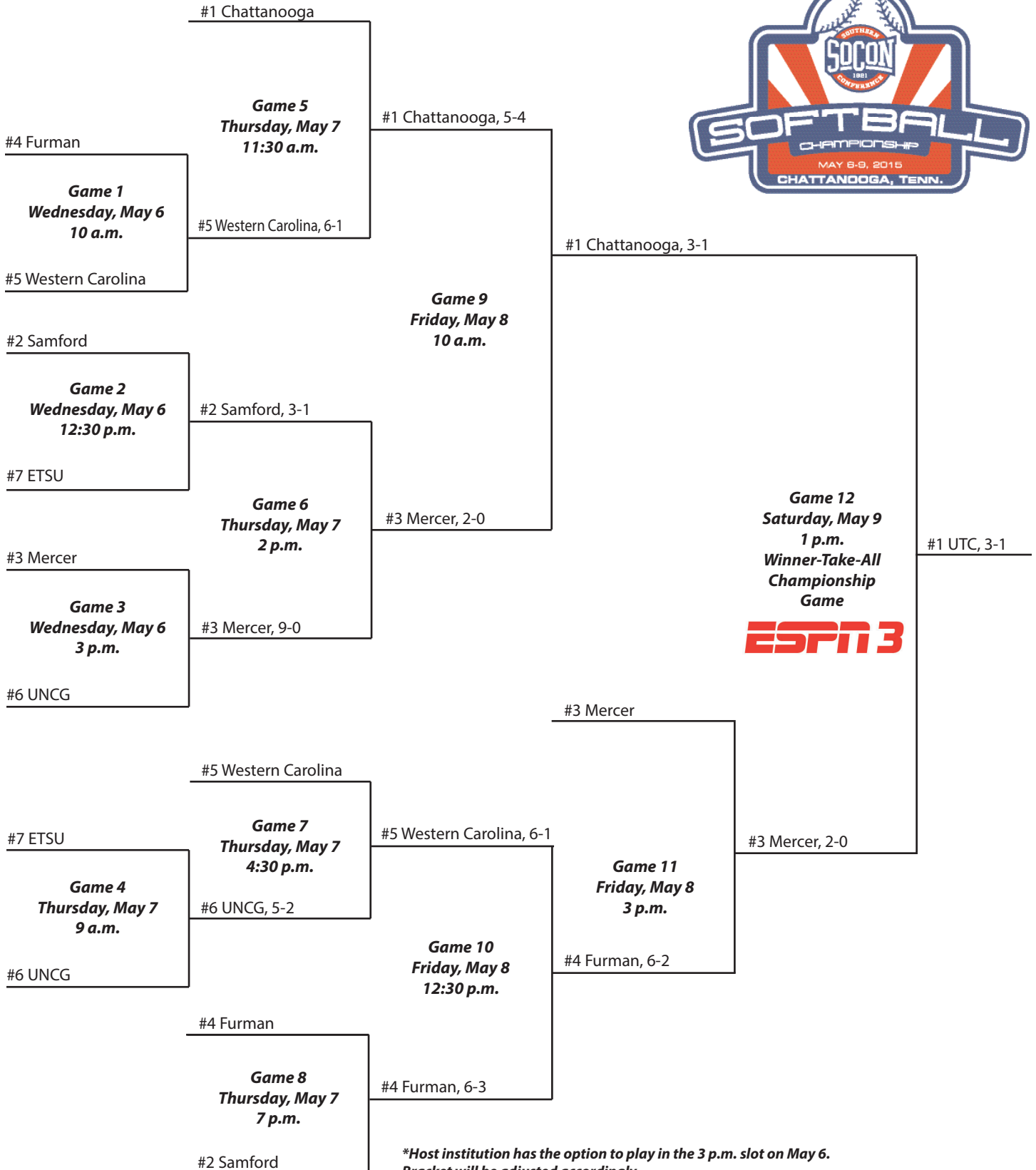
UNCG Softball Stadium • Greensboro, N.C.



**All times are Eastern*
**If-necessary Game 13 was not needed*

2015 Championship

Jim Frost Softball Complex • Chattanooga, Tenn.

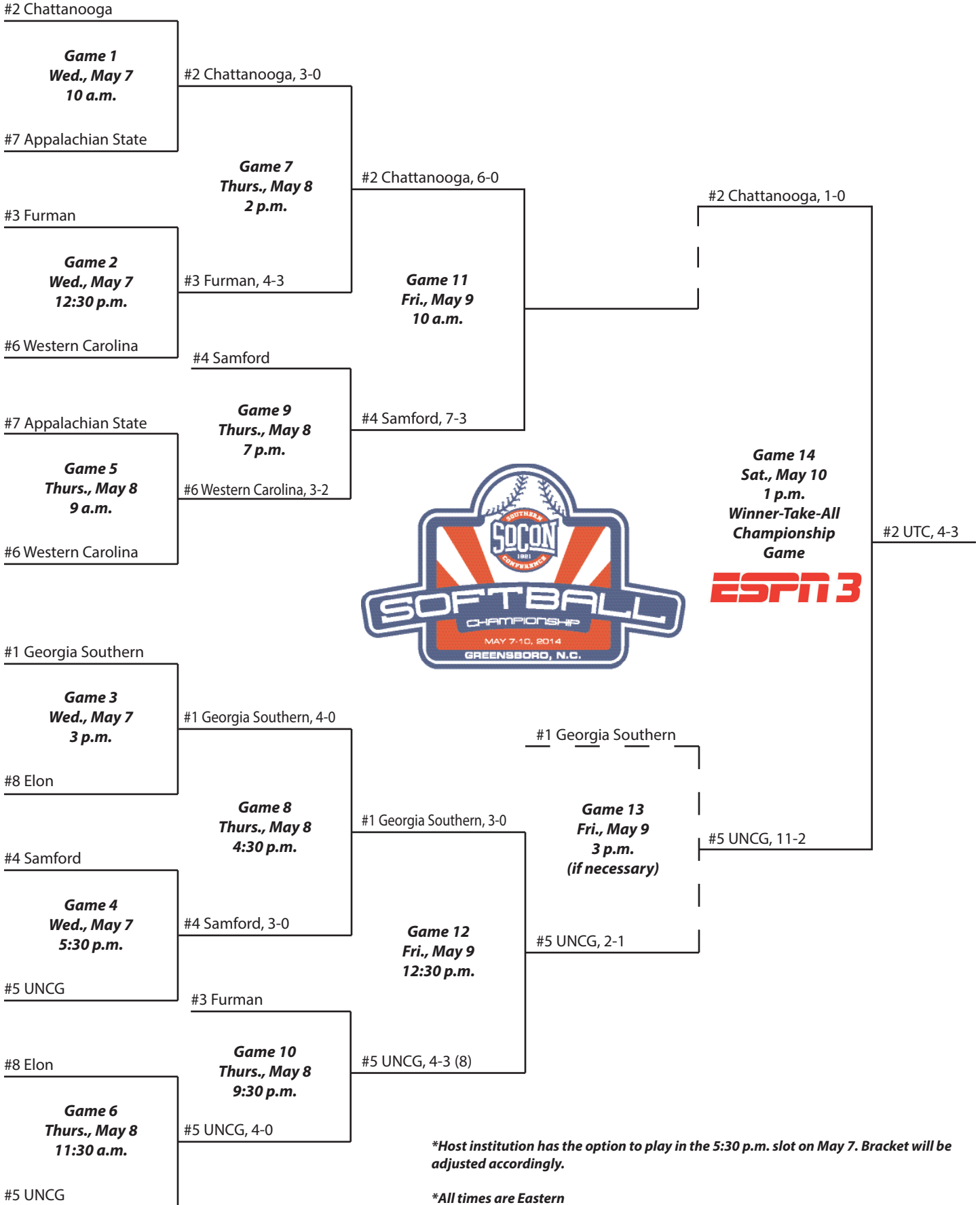


**Host institution has the option to play in the 3 p.m. slot on May 6. Bracket will be adjusted accordingly.*

**All times are Eastern*

2014 Championship

UNCG Softball Stadium • Greensboro, N.C.



2013 Championship

UNCG Softball Stadium • Greensboro, N.C.

#2 College of Charleston

Game 2
Wed., May 8, 2013
12 p.m.

#7 Western Carolina

#7 Western Carolina, 3-1

Game 8
Thurs., May 9, 2013
2 p.m.

#3 Georgia Southern

Game 3
Wed., May 8, 2013
2:30 p.m.

#6 Chattanooga

#3 Georgia Southern, 6-2

Game 10
Thurs., May 9, 2013
7 p.m.

#2 College of Charleston

Game 6
Thurs., May 9, 2013
9 a.m.

#6 Chattanooga

#1 Appalachian State

Game 10
Thurs., May 9, 2013
7 p.m.

#2 Coll. of Charleston, 5-3

#3 Georgia Southern, 6-0

Game 12
Fri., May 10, 2013
10 a.m.

#2 CofC, 2-0 (10)

#3 Georgia Southern

Game 14
Fri., May 10, 2013
3 p.m.
(if necessary)

#2 Coll. of Charleston, 3-2

#3 Georgia Southern, 3-2 (11)

Game 15
Sat., May 11, 2013
1 p.m.
Winner-Take-All
Championship
Game

#3 GSU,
1-0 (11)



#1 Appalachian State

Game 4
Wed., May 8, 2013
5 p.m.

#9 Samford, 8-0

#1 Appalachian State, 3-2 (10)

Game 9
Thurs., May 9, 2013
4:30 p.m.

#4 UNCG

Game 5
Wed., May 8, 2013
7:30 p.m.

#5 Furman

#4 UNCG, 1-0

Game 11
Thurs., May 9, 2013
9:30 p.m.

#9 Samford

Game 7
Thurs., May 9, 2013
11:30 a.m.

#5 Furman

#7 Western Carolina

Game 11
Thurs., May 9, 2013
9:30 p.m.

#9 Samford, 1-0

#4 UNCG, 3-0

Game 13
Fri., May 10, 2013
12:30 p.m.

#9 Samford, 8-0

#4 UNCG, 12-2

#8 Elon

Game 1
Wed., May 8, 2013
9 a.m.
Single Elimination Game

#9 Samford

**Host institution has the option to play in the 7:30 p.m. slot on May 8 (unless the 8 or 9 seed). Bracket will be adjusted accordingly.*

**All times are Eastern*

2012 Championship

Sywassink/Lloyd Family Stadium • Boone, N.C.

May 9

May 10

May 11

May 12

#2 Chattanooga

Game 2
12 p.m.

#2 Chattanooga, 8-1

#7 Elon

Game 8
5 p.m.

#2 Chattanooga, 6-1

#3 College of Charleston

Game 3
2 p.m.

#3 Coll. of Charleston, 6-2

#6 Western Carolina

Game 12
3 p.m.



#1 Georgia Southern

Game 4
5 p.m.

#1 Georgia Southern, 3-0

#8 Furman

Game 1
10 a.m.
Single Elimination

#9 Samford, 3-2

#9 Samford

#4 UNCG

Game 9
7 p.m.

#1 Georgia Southern, 6-0

Game 5
May 10, 10 a.m.

#5 Appalachian State, 6-2

#5 Appalachian State

Game 15
1:30 p.m.



#3 Coll. of Charleston, 4-3

May 10

May 11

May 12

#5 Appalachian State

Game 11
12 p.m.

#7 Elon, 4-0

#2 Chattanooga

Game 16
30 minutes after
the completion of
Game 15
(if necessary)

#1 GSU, 6-2



#7 Elon

Game 6
12 p.m.

#7 Elon, 7-3

Game 14
11 a.m.

#3 Coll. of Charleston, 7-6

#6 Western Carolina

Game 13
5 p.m.

#3 Coll. of Charleston, 4-2

#1 Georgia Southern

#3 College of Charleston

Game 10
10 a.m.

#3 Coll. of Charleston, 6-3

#9 Samford

Game 7
2 p.m.

#4 UNCG, 6-5

#4 UNCG

• **TIMES ARE SUBJECT TO CHANGE**
• *Host institution has the option to play in the 7 p.m. slot on May 9.*

2011 Championship

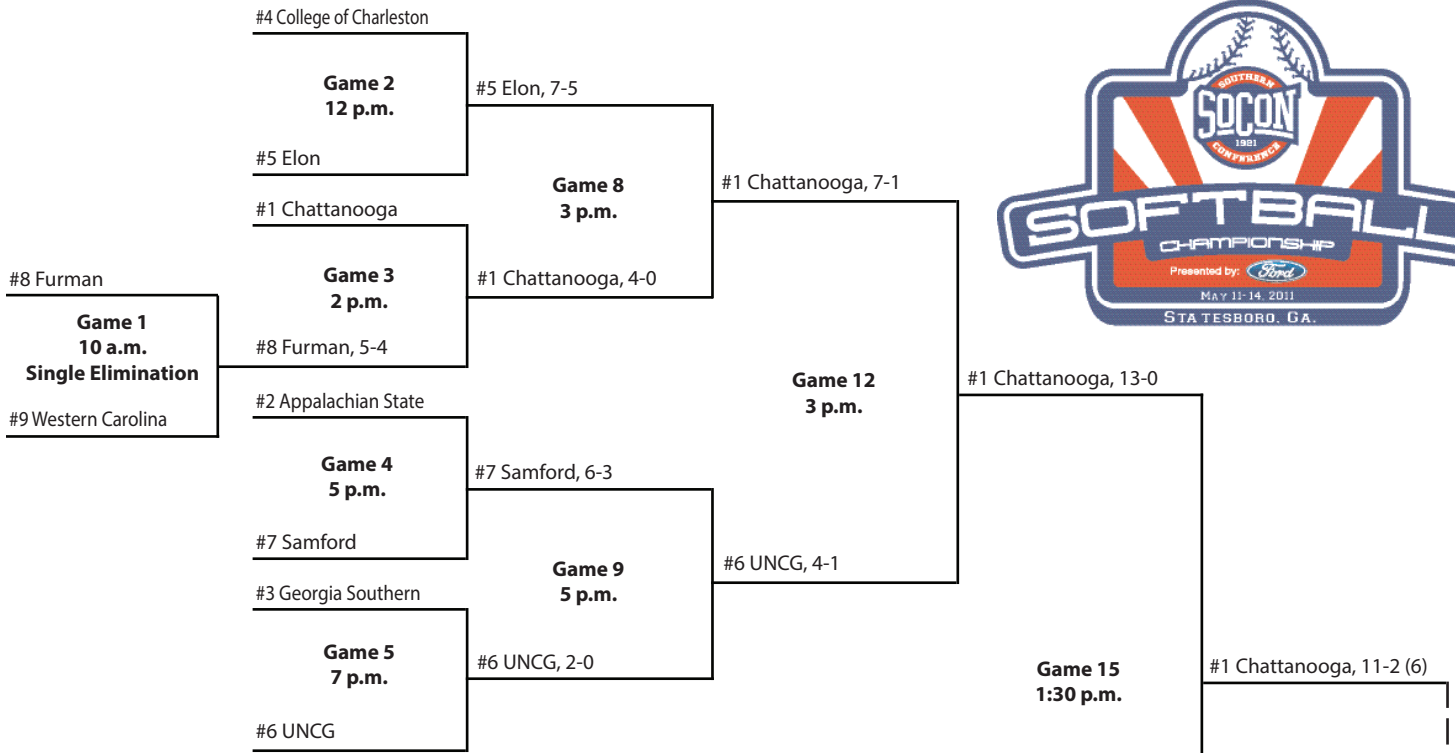
Eagle Field at the Softball Complex • Statesboro, Ga.

May 11

May 12

May 13

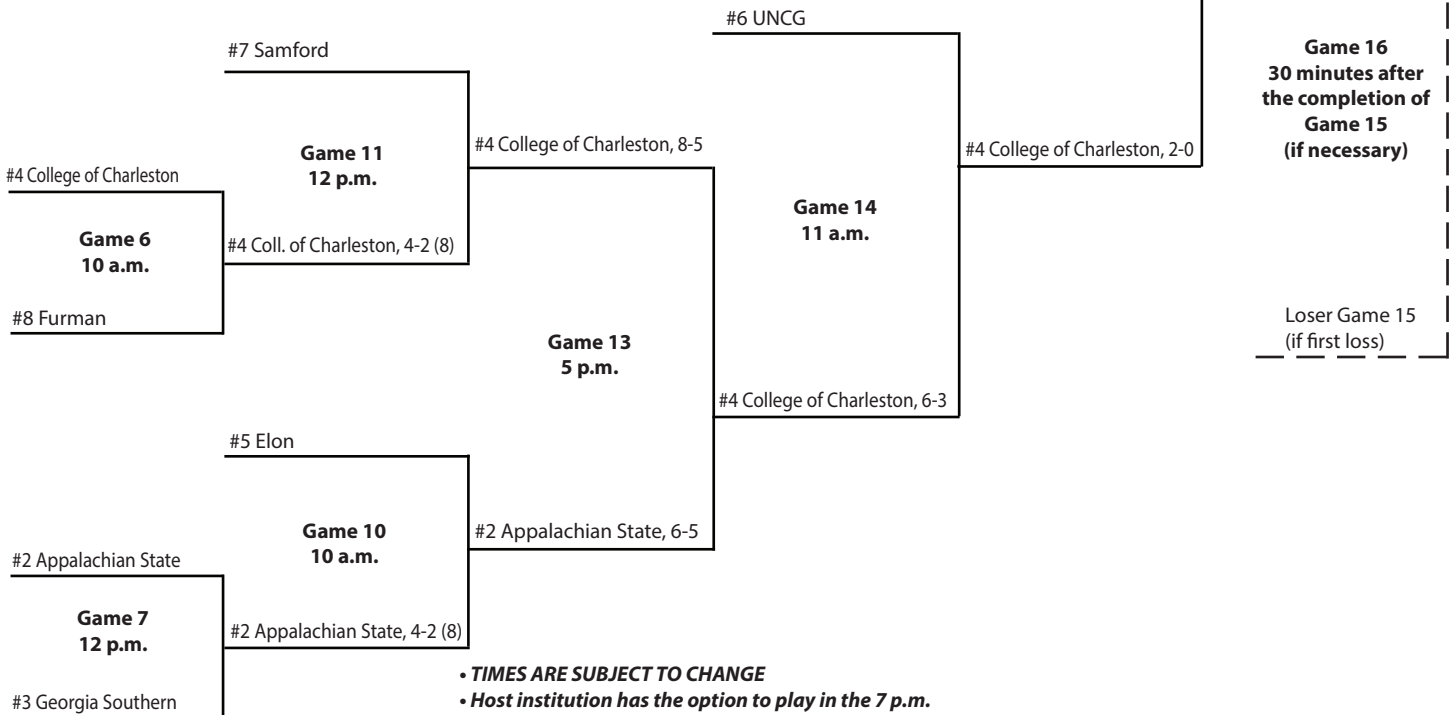
May 14



May 12

May 13

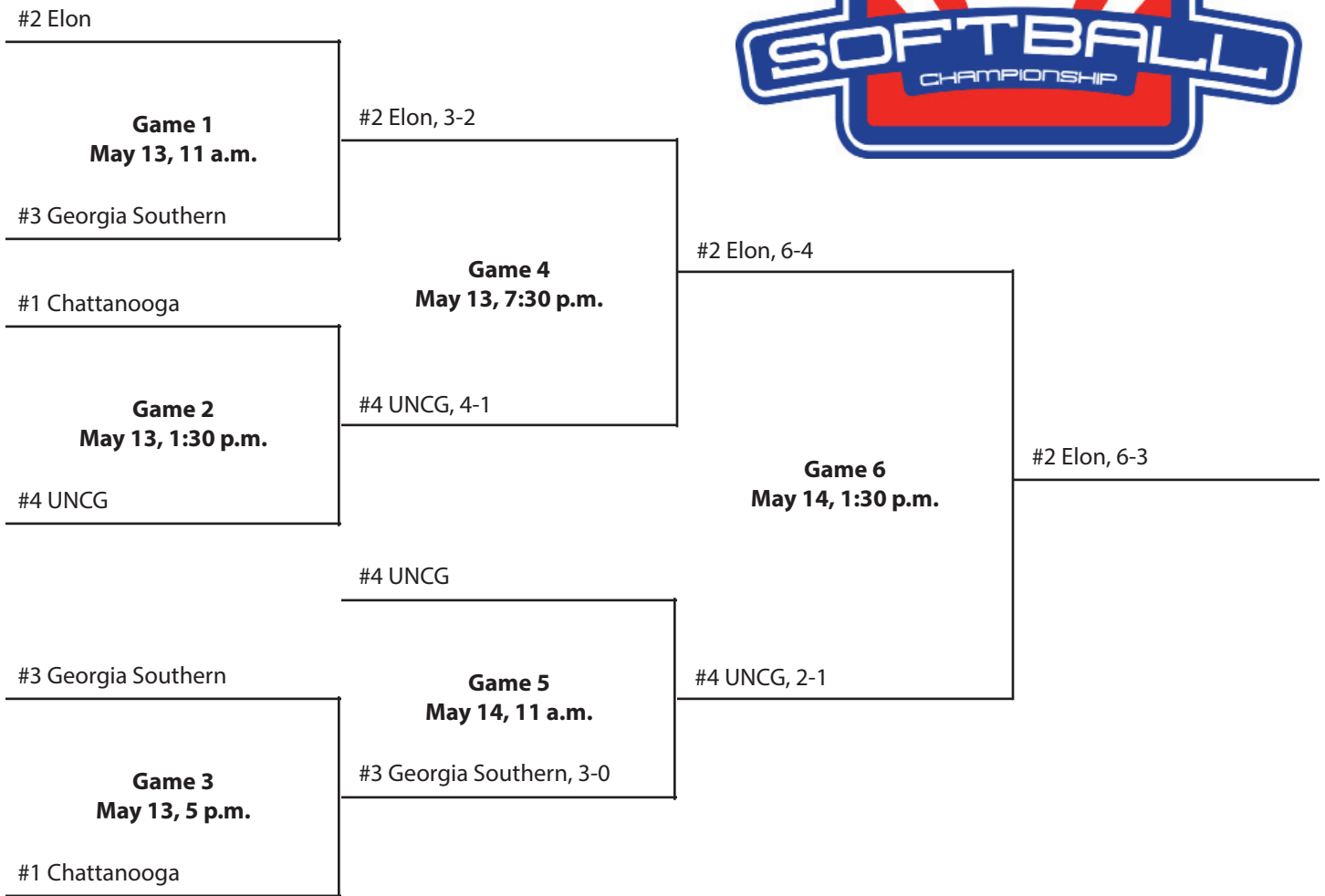
May 14



• TIMES ARE SUBJECT TO CHANGE
• Host institution has the option to play in the 7 p.m. slot on May 11.

2010 Championship

Jim Frost Softball Complex • Chattanooga, Tenn.



2009 Championship

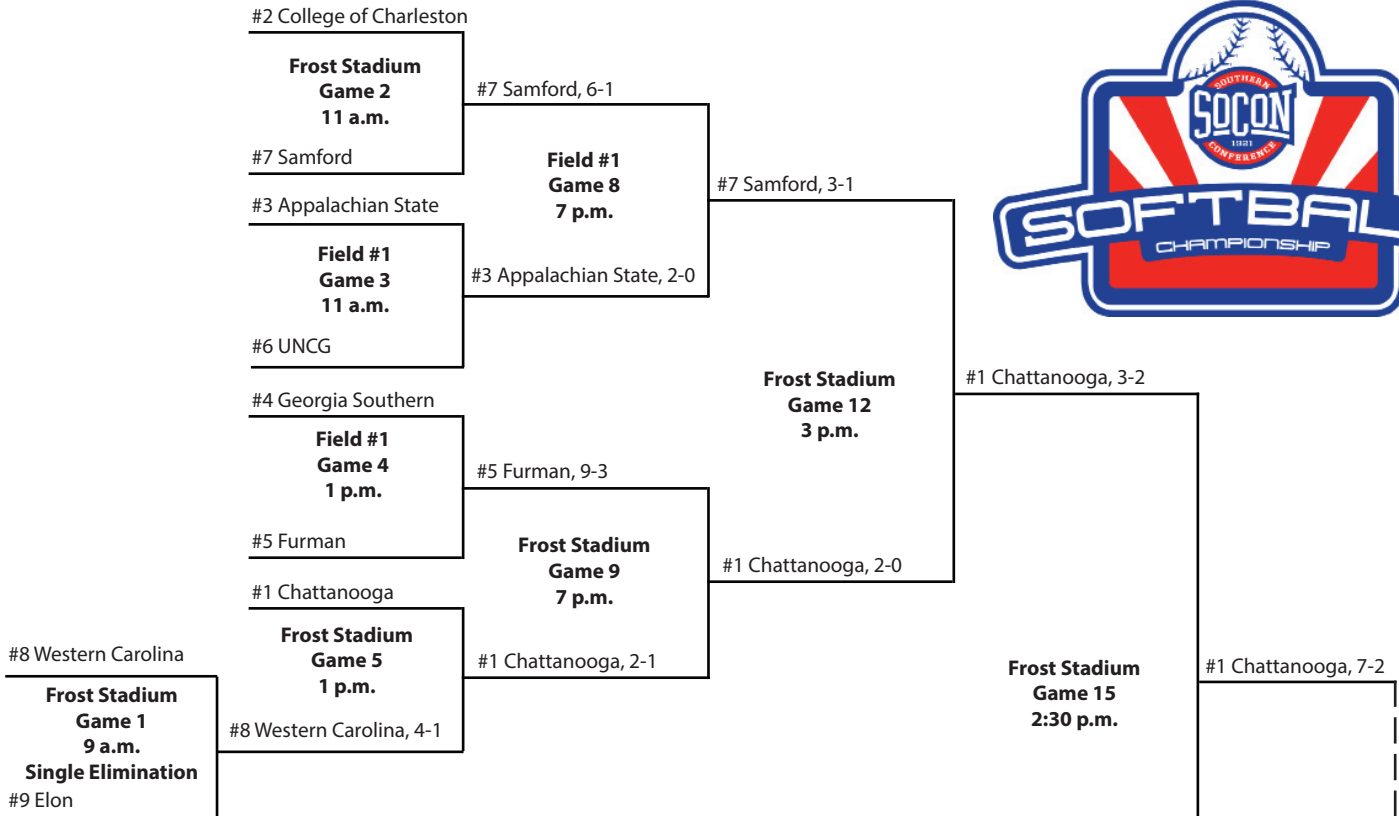
Jim Frost Softball Complex • Chattanooga, Tenn.

May 7

May 7

May 8

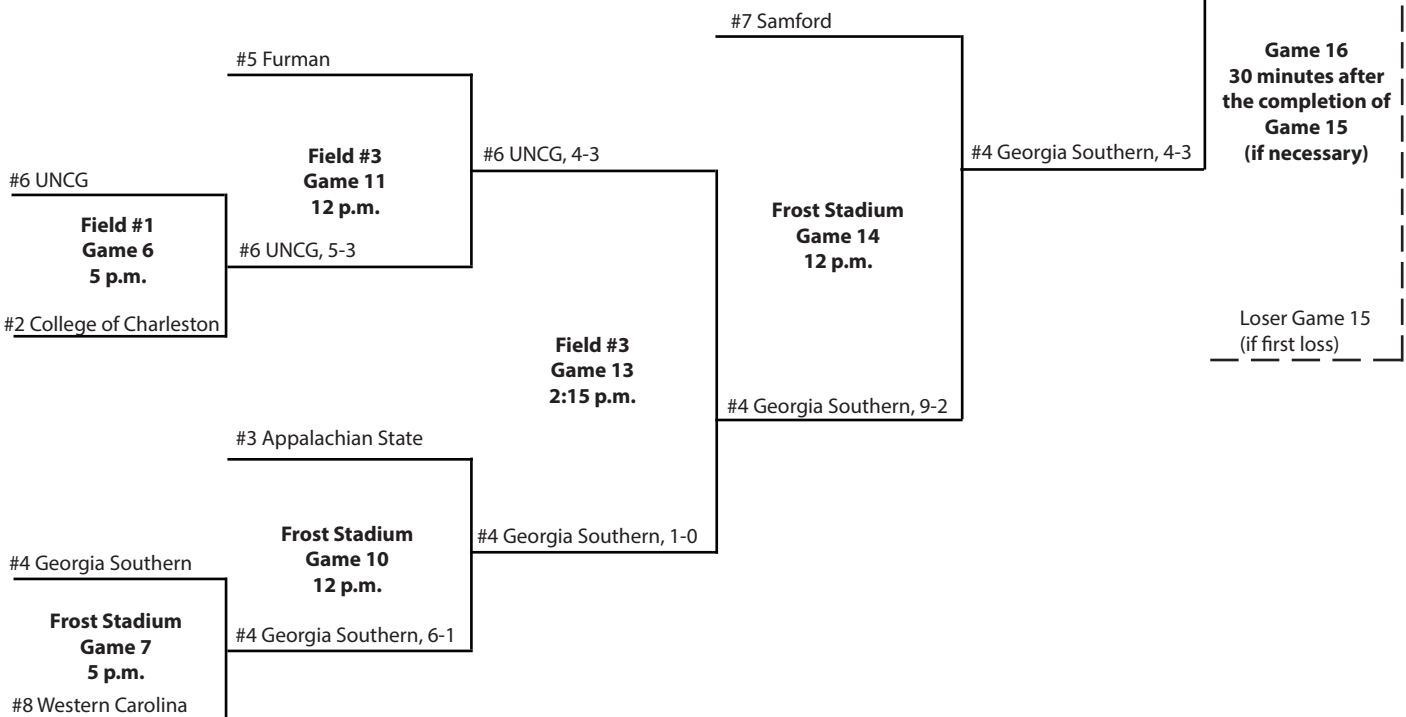
May 9



May 7

May 8

May 9



•ALL TIMES ARE EASTERN
•TIMES ARE SUBJECT TO CHANGE

2008 Championship

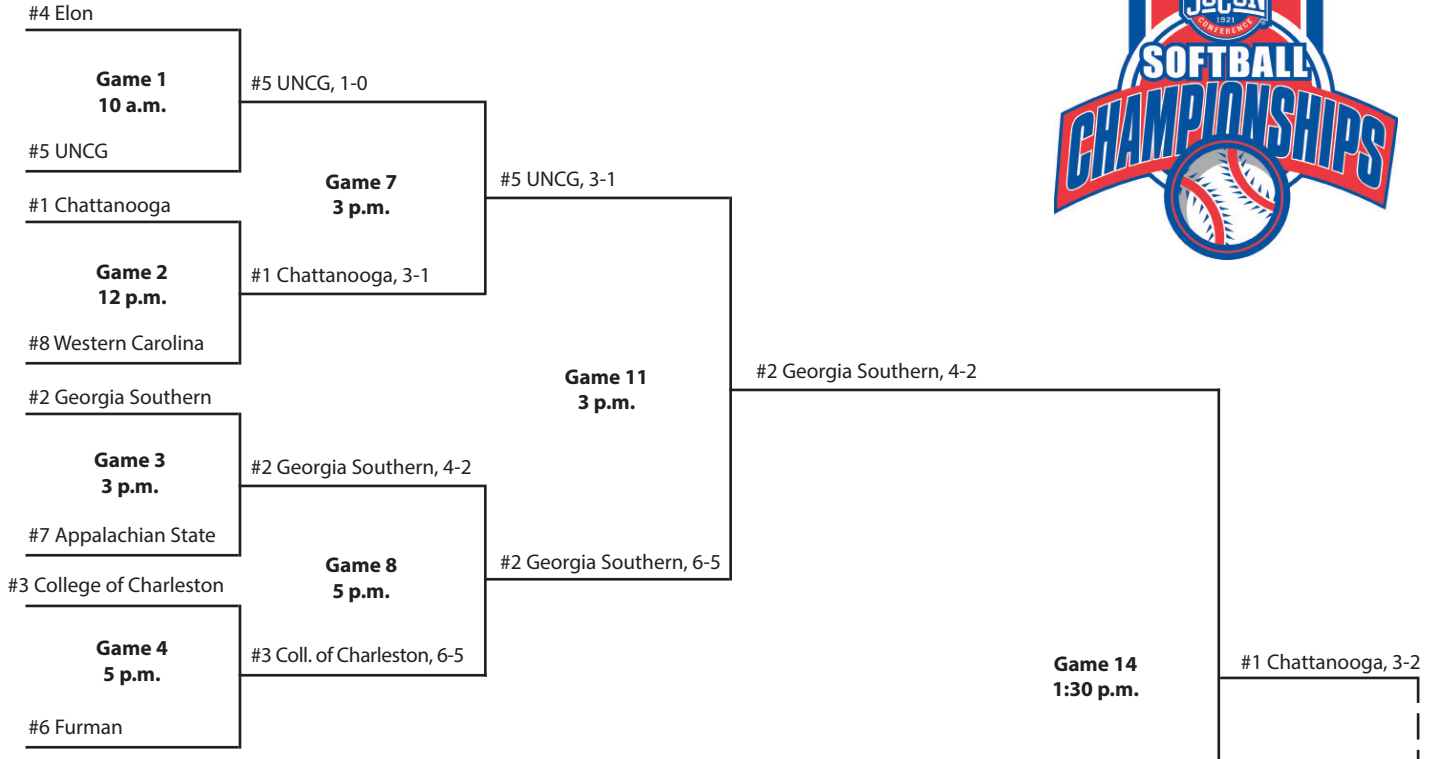
Patriots Point Athletic Complex • Mt. Pleasant, S.C.

May 7

May 8

May 9

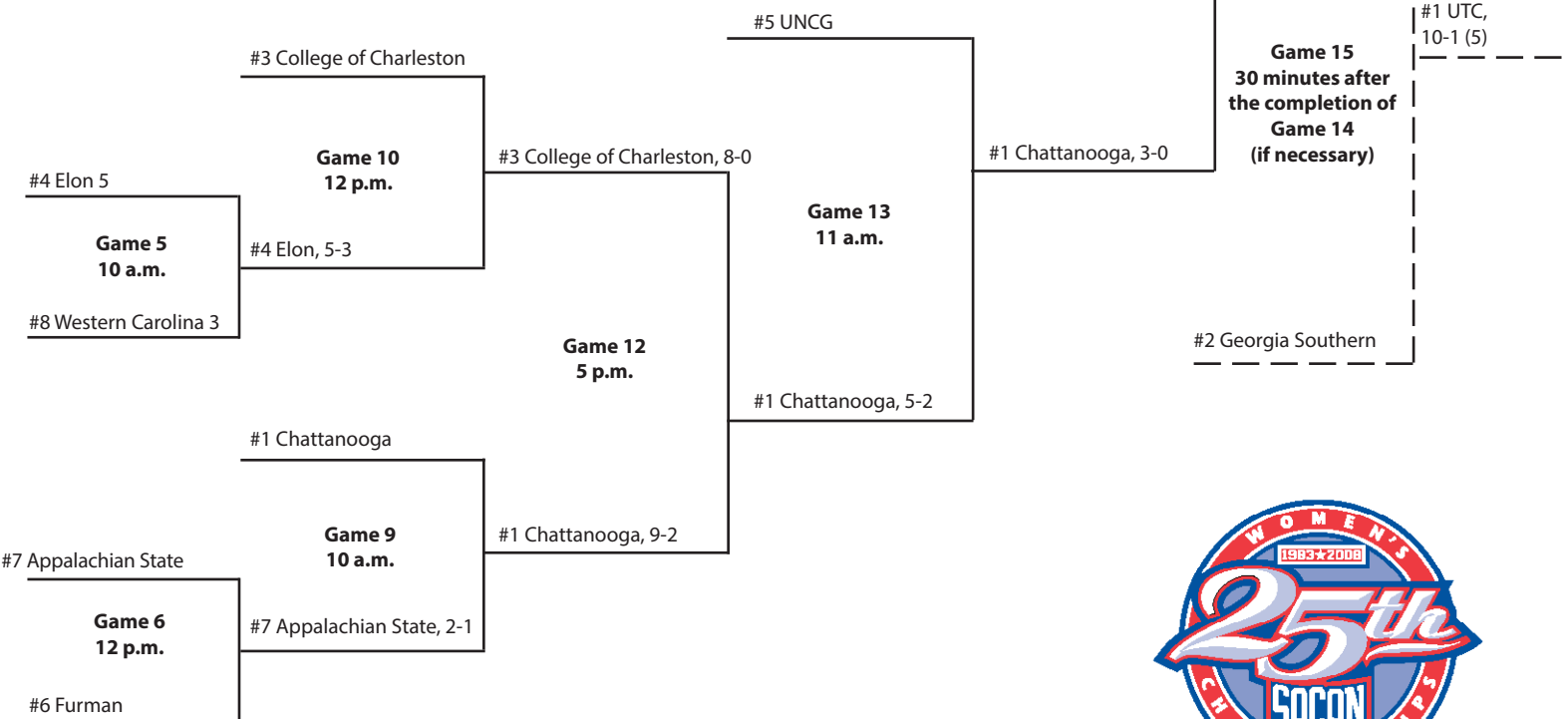
May 10



May 8

May 9

May 10



2007 Championship

Jim Frost Softball Complex • Chattanooga, Tenn.

May 9

May 10

May 11

May 12



#2 College of Charleston

Game 1
10 a.m.
#7 Furman

#7 Furman, 12-5

#3 Appalachian State

Game 2
12 p.m.
#6 Elon 2

Game 7
3 p.m.

#6 Elon, 2-1

#7 Furman, 7-1

#4 Georgia Southern

Game 3
3 p.m.
#5 Western Carolina

#5 Western Carolina, 2-0

Game 11
3 p.m.

#7 Furman, 4-2

#1 Chattanooga

Game 4
5 p.m.
#8 UNCG

Game 8
5 p.m.

#8 UNCG, 2-1

#5 Western Carolina, 1-0

Game 14
1:30 p.m.

#4 Georgia Southern, 4-1

May 10

May 11

May 12

#8 UNCG

#2 College of Charleston

Game 5
10 a.m.
#3 Appalachian State

Game 10
12 p.m.

#2 CofC, 4-2 (11)

#8 UNCG, 10-0

#5 Western Carolina

Game 13
11 a.m.

#4 GSU, 3-2

Game 15
4 p.m.
(if necessary)

#7 Furman, 3-2 (9)

#3 Appalachian State

Game 12
5 p.m.

#4 Ga. Southern, 3-2

#7 Furman

#4 Georgia Southern

Game 6
12 p.m.
#1 Chattanooga

#6 Elon

Game 9
10 a.m.

#4 Georgia Southern, 9-4

#4 Georgia Southern, 4-1

TIMES ARE SUBJECT TO CHANGE

2006 Championship

Jim Frost Softball Complex • Chattanooga, Tenn.

May 10

May 11

May 12

May 13

#4 Chattanooga

Game 1
10 a.m.

#4 Chattanooga, 5-1

#5 Appalachian State

#1 Western Carolina

Game 2
12 p.m.

#8 UNCG, 5-3

#8 UNCG

#2 College of Charleston

Game 3
3 p.m.

#7 Furman, 4-1

#7 Furman

#3 Georgia Southern

Game 4
5 p.m.

#6 Elon, 4-2

#6 Elon

Game 7
3 p.m.

#4 Chattanooga, 2-0

Game 11
3 p.m.

#7 Furman, 3-2

Game 8
5 p.m.

#7 Furman, 7-6



Game 14
1:30 p.m.

#3 Ga. Southern, 3-2

May 11

May 12

May 13

#5 Appalachian State

Game 5
10 a.m.

#6 Elon

Game 10
12 p.m.

#5 Appalachian State, 1-0

#1 Western Carolina

#5 Appalachian State, 2-1

Game 12
5 p.m.

#4 Chattanooga

Game 13
11 a.m.

#3 GSU, 4-1

If Necessary
Game 15
4 p.m.

#3 GSU, 4-0

#8 UNCG

Game 9
10 a.m.

#3 Ga. Southern, 11-2

#2 College of Charleston

Game 6
12 p.m.

#3 Georgia Southern

#3 Ga. Southern, 2-0

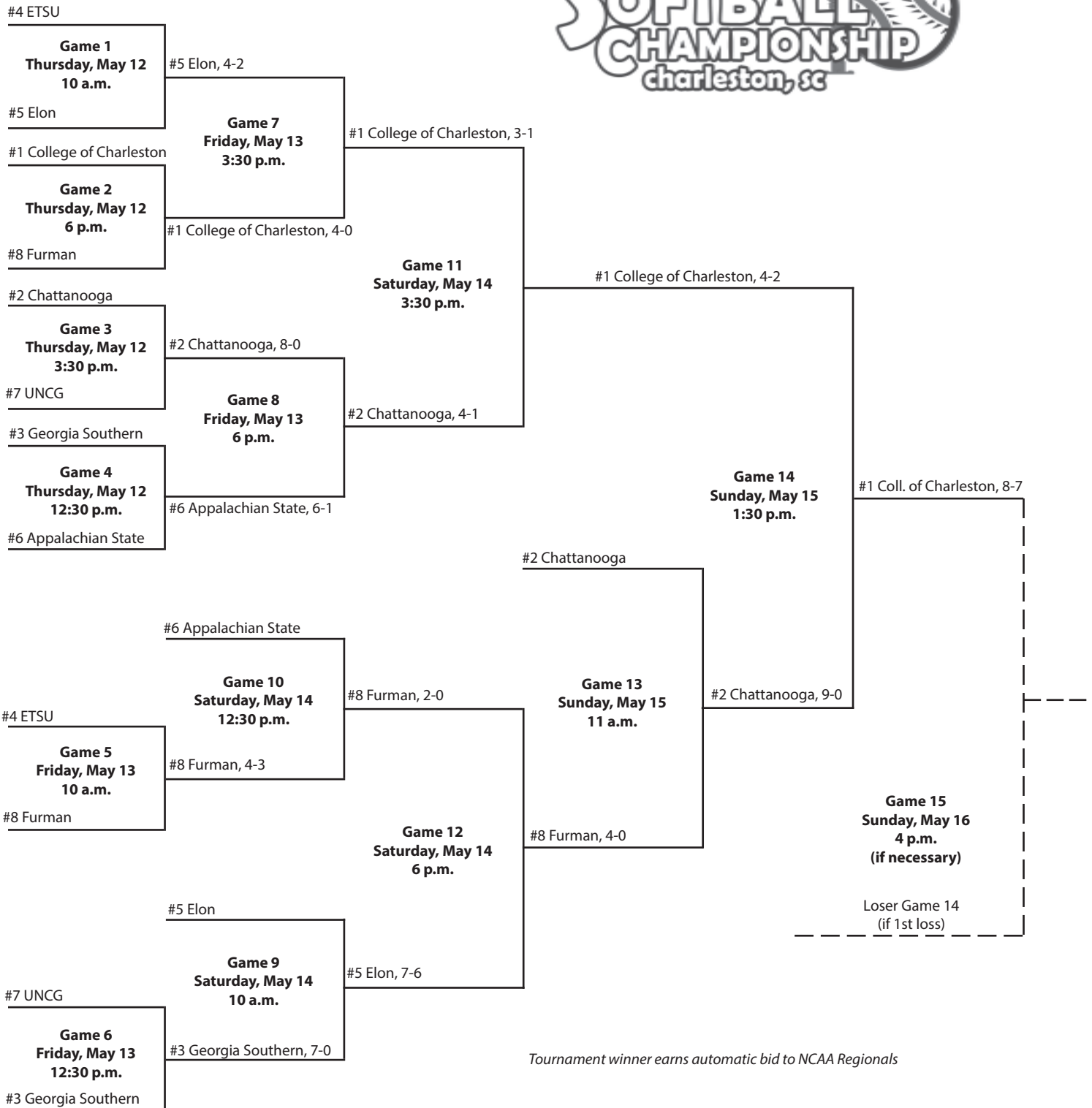
#3 Ga. Southern, 4-1

Furman

TIMES ARE SUBJECT TO CHANGE

2005 Championship

Patriots Point Athletic Complex • Charleston, S.C.



Tournament winner earns automatic bid to NCAA Regionals

2004 Championship

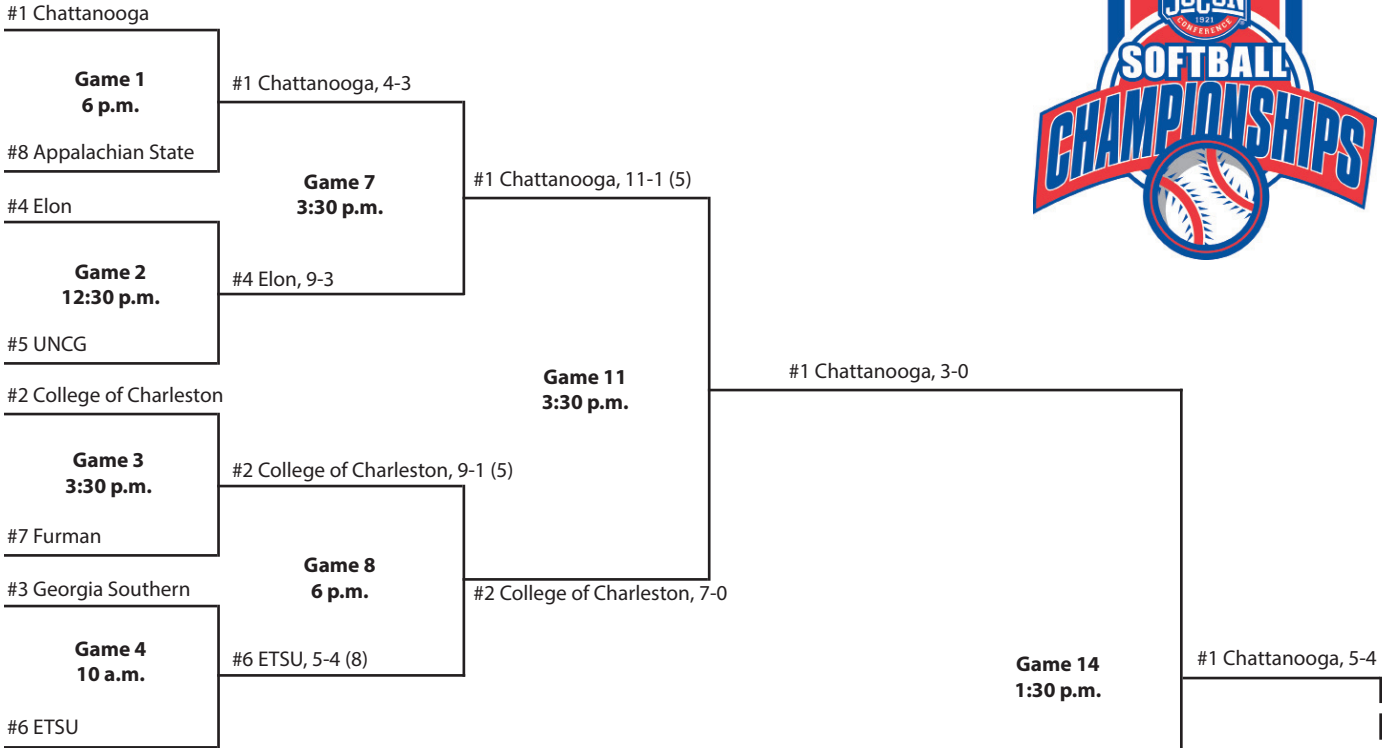
Jim Frost Stadium • Chattanooga, Tenn.

May 13

May 14

May 15

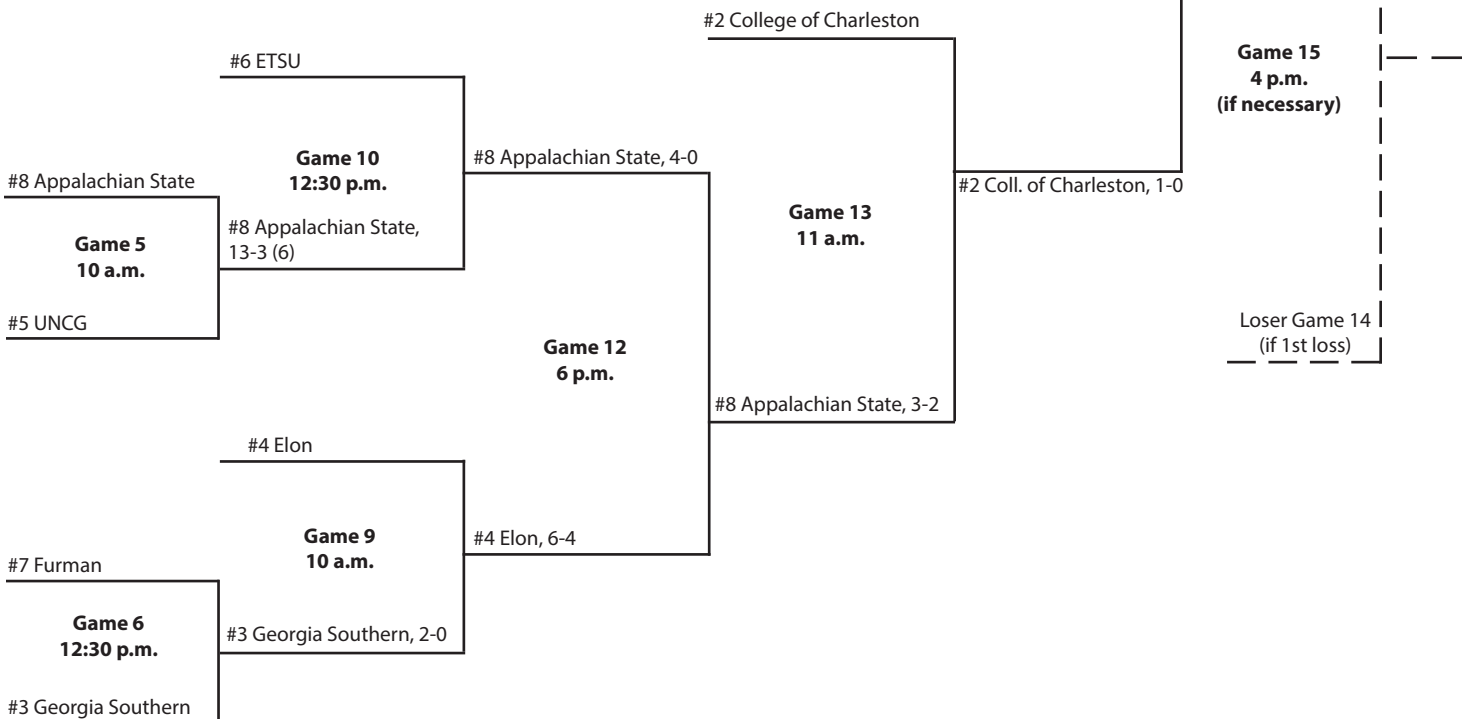
May 16



May 14

May 15

May 16





2003 Championship

Jim Frost Stadium • Chattanooga, Tenn.

May 8

May 9

May 10

#4 Georgia Southern

Game 1
10 a.m.
Frost

#5 ETSU, 4-2

#5 ETSU

#1 College of Charleston

Game 2
4:45 p.m.
Frost

Game 7
10 a.m.
Frost

#5 ETSU, 5-3 (10)

#1 College of Charleston, 15-1

#8 Appalachian State

#2 UNCG

Game 3
12:15 p.m.
Frost

#2 UNCG, 5-0

#7 UNC Wilmington

#3 Chattanooga

Game 4
2:30 p.m.
Frost

Game 8
12:15 p.m.
Frost

#3 Chattanooga, 3-1 (9)

#3 Chattanooga, 5-0

#6 Furman

Game 11
2:30 p.m.
Frost

#3 Chattanooga, 8-0



#2 UNCG

Game 10
2:30 p.m.
Hargraves

#4 Georgia Southern, 2-0

#4 Georgia Southern

Game 5
7 p.m.
Frost

#4 Georgia Southern, 2-1

#8 Appalachian State

Game 12
4:45 p.m.
Frost

#5 ETSU

Game 13
10 a.m.
Frost

#5 ETSU, 2-0

#5 ETSU, 1-0

Game 14
12:15 p.m.
Frost

Game 15
2:30 p.m.
Frost
(if necessary)

#3 UTC, 10-1

#1 College of Charleston, 15-1

Game 9
12:15 p.m.
Hargraves

#1 College of Charleston, 3-0

#7 UNC Wilmington

Game 6
7 p.m.
Hargraves

#6 Furman, 5-4 (11)

#6 Furman

#3 Chattanooga, 8-0

2002 Championship

Chattanooga, Tenn.

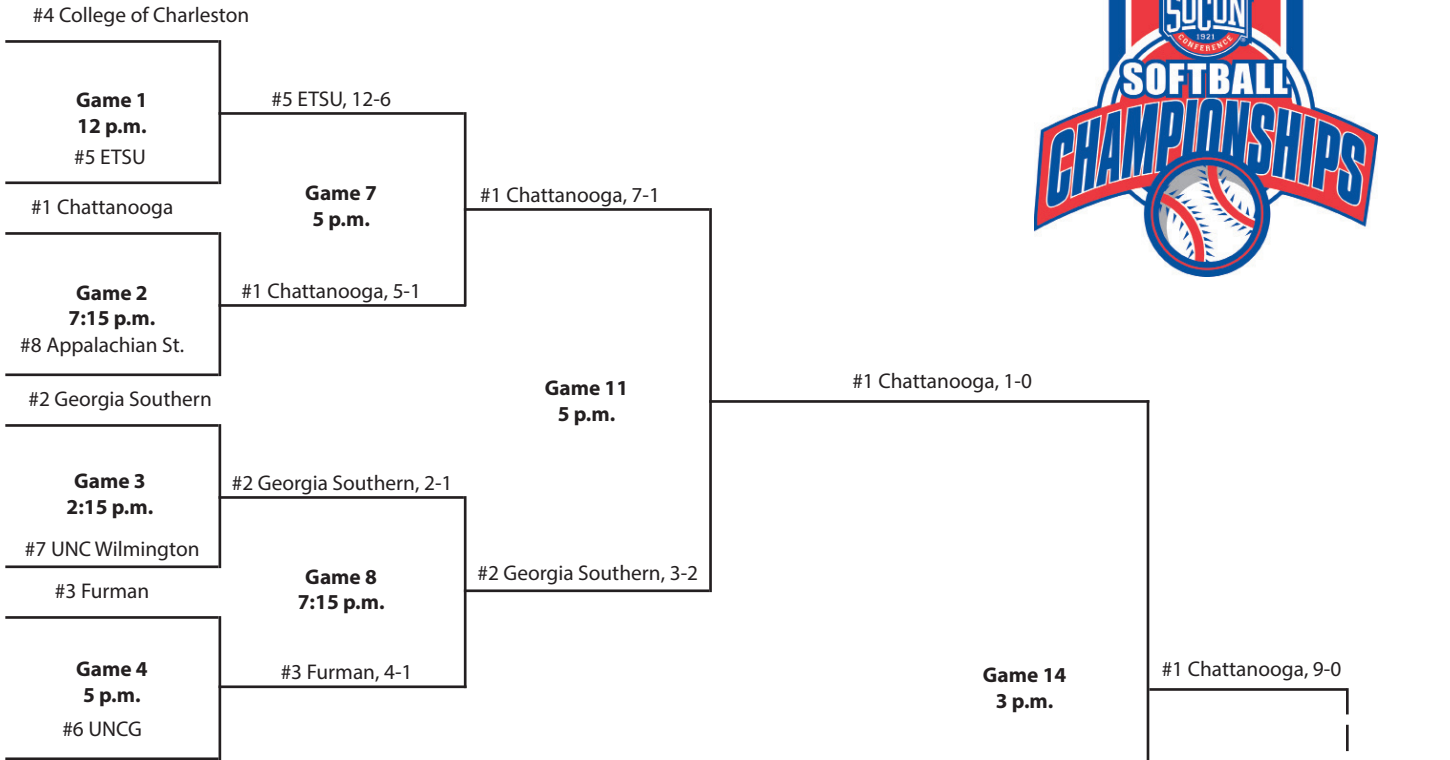


May 2

May 3

May 4

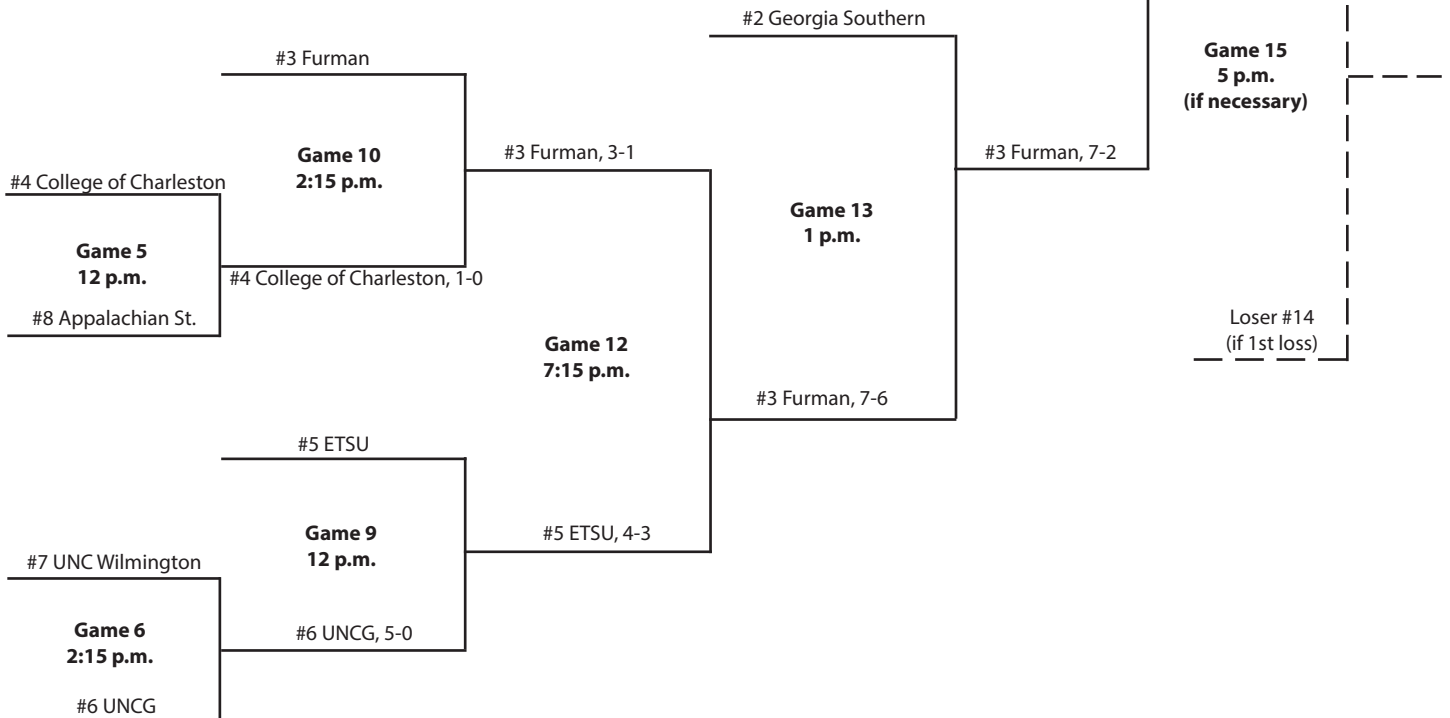
May 5



May 3

May 4

May 5



2001 Championship

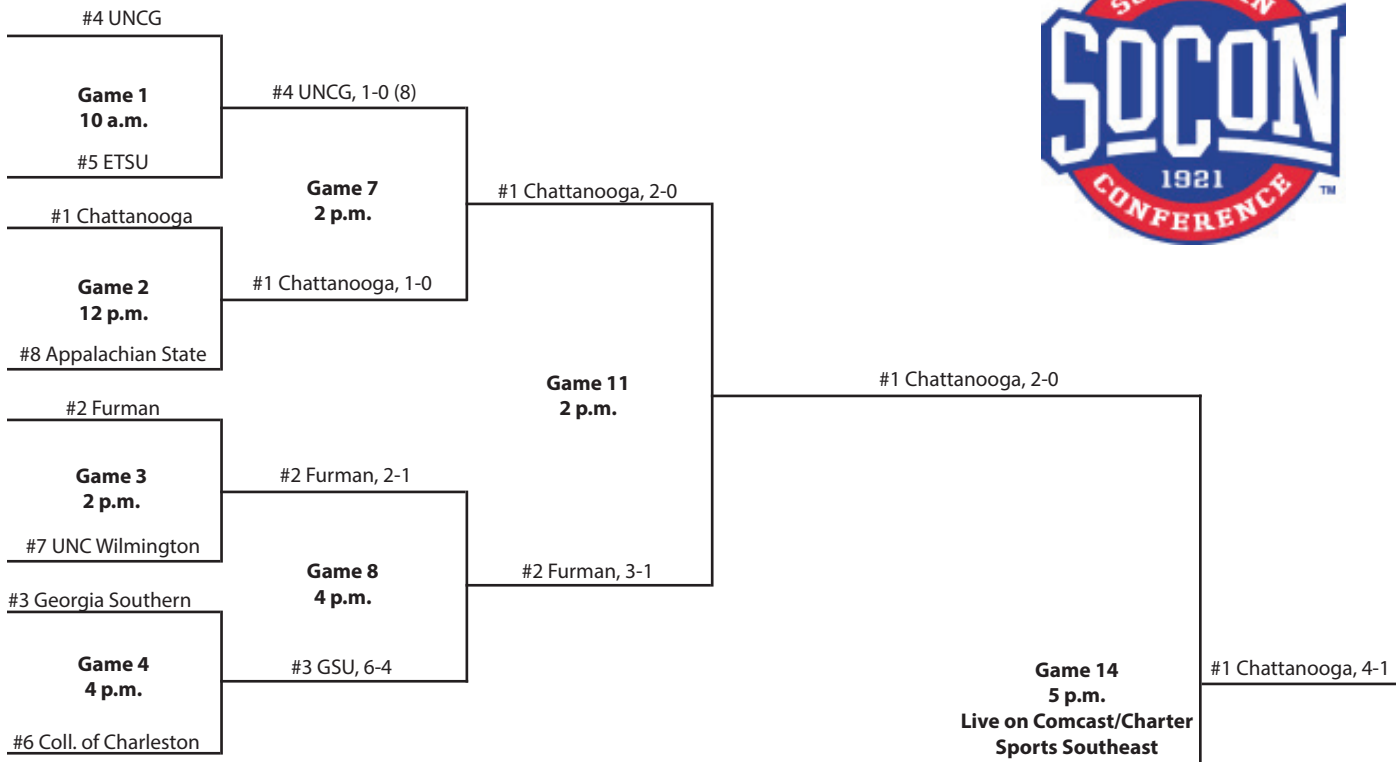
Chattanooga, Tenn.

May 3

May 4

May 5


May 6



May 4

May 5

May 5



2000 Championship

Greensboro, N.C.



1999 Championship

Charleston, S.C.



#3 UNCG

Game 1
Saturday, May 1

#4 Coll. of Charleston

#4 Coll. of Charleston, 6-2

Game 3
Saturday, May 1
(Completed 5/2)

#1 Chattanooga

#1 Chattanooga, 8-0 (5)

Game 5
Sunday, May 2

#2 Georgia Southern, 3-2

#2 Georgia Southern

Game 2
Saturday, May 1

#5 Furman

#2 Ga. Southern, 4-3

Game 8
Monday, May 3

#2 GSU, 8-4

#1 Chattanooga

Game 7
Sunday, May 2

#1 Chattanooga, 6-0

#4 Coll. of Charleston

Game 6
Sunday, May 2

#4 CofC, 3-0

#3 UNCG

Game 4
Sunday, May 2

#5 Furman

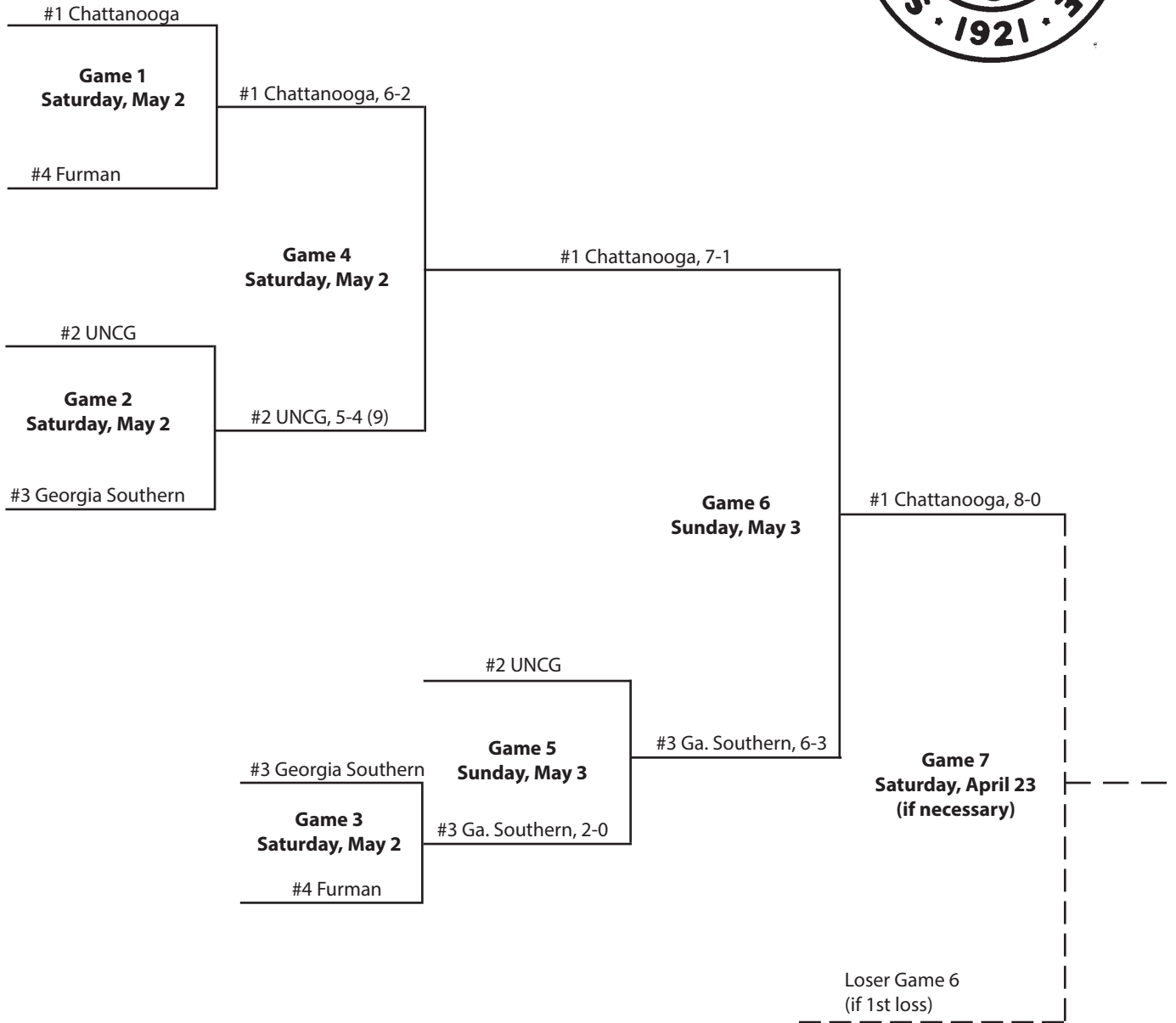
#5 Furman, 4-3

Game 9
Monday, May 3
(if necessary)

Loser Game 8
(if 1st loss)

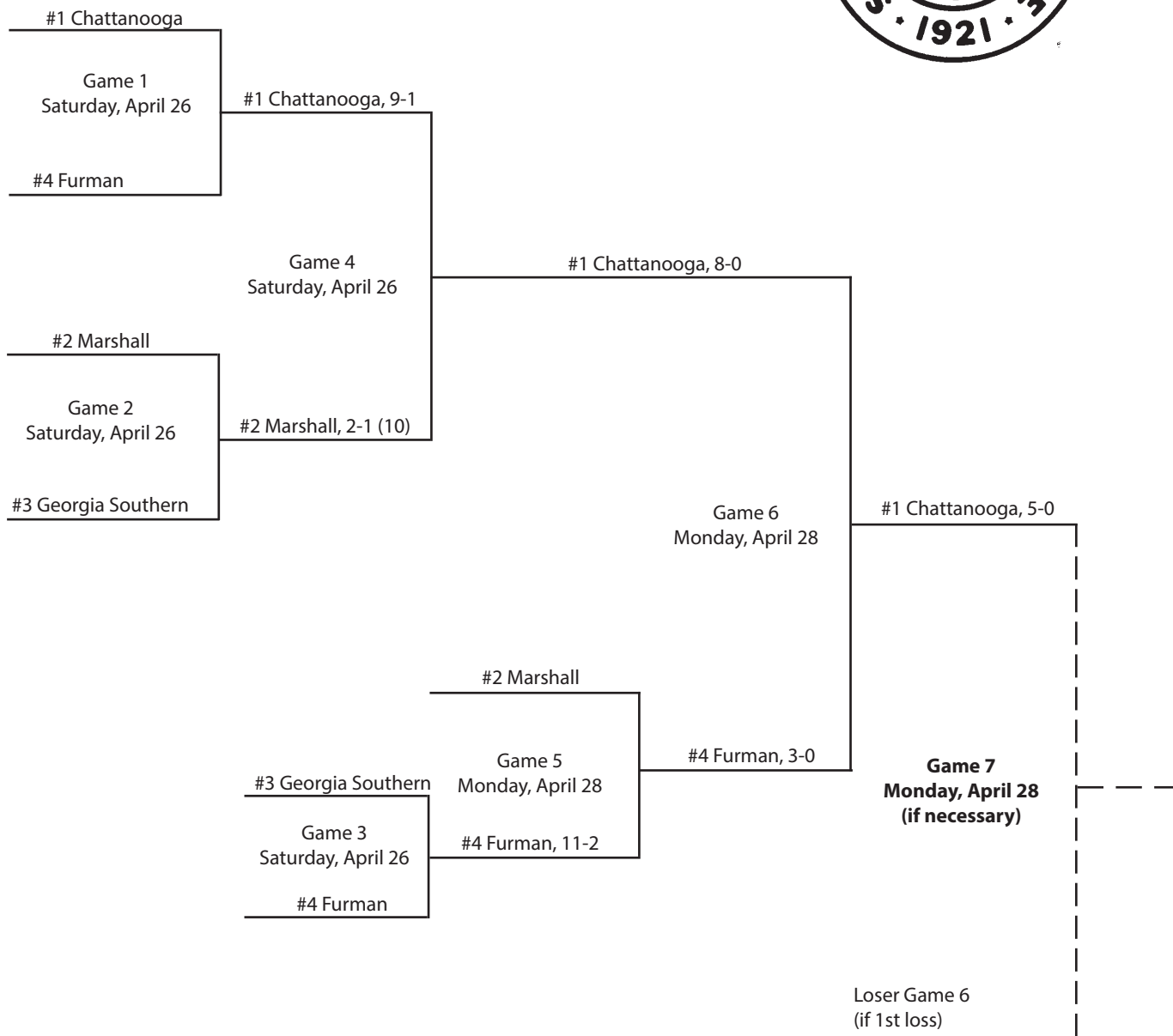
1998 Championship

Chattanooga, Tenn.



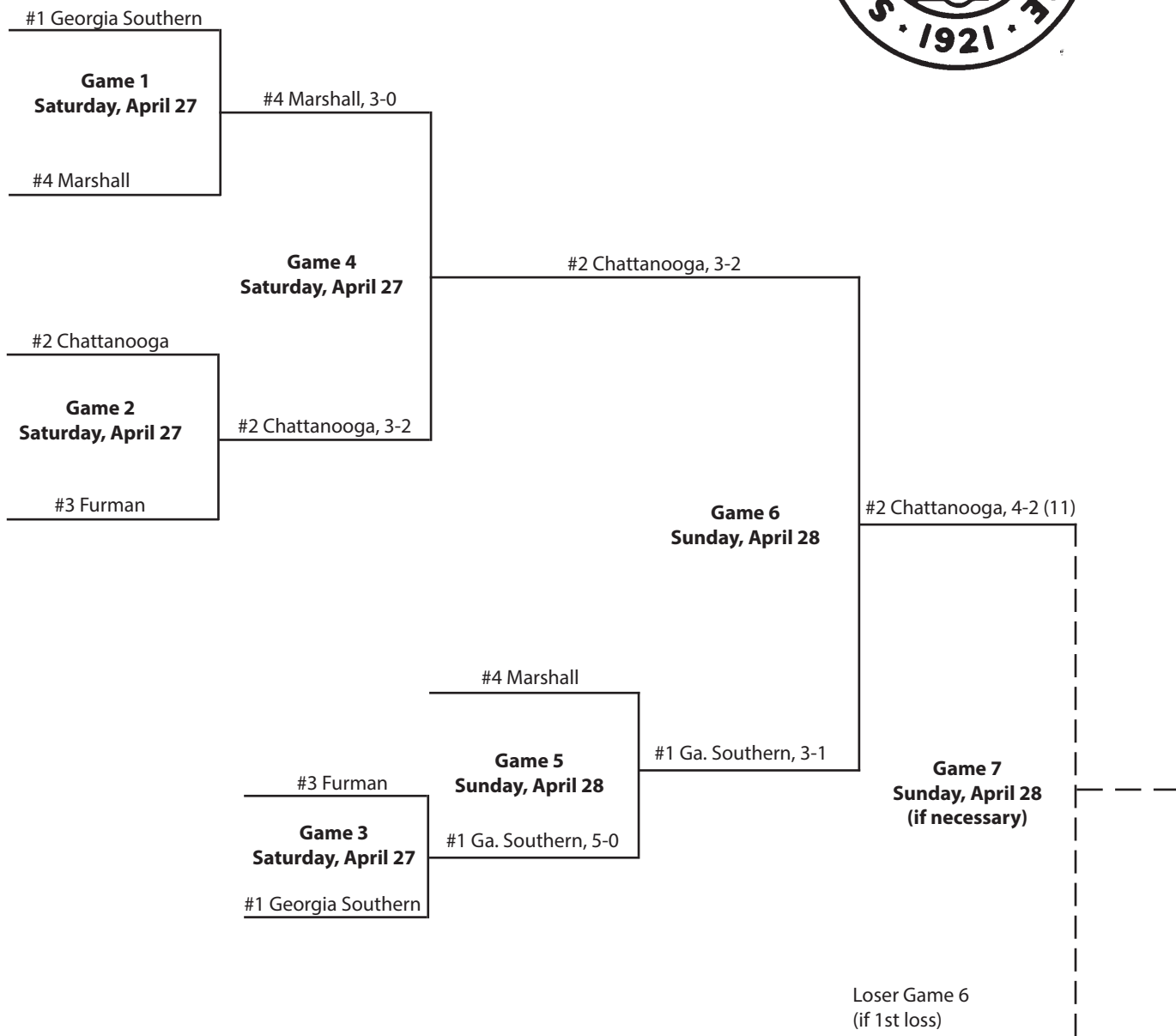
1997 Championship

Huntington, W.Va.



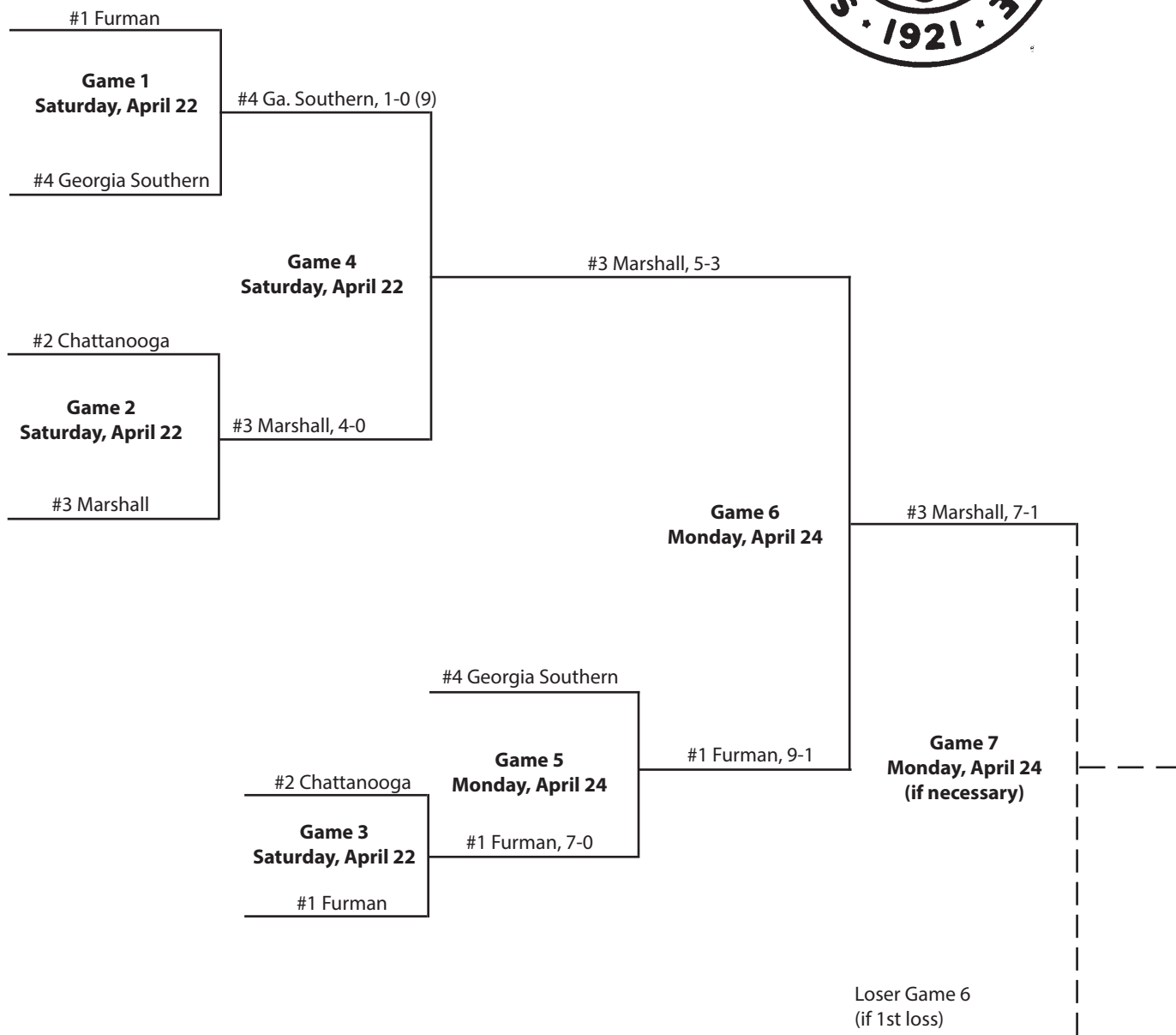
1996 Championship

Statesboro, Ga.



1995 Championship

Greenville, S.C.



1994 Championship

Greenville, S.C.

