



2021-22 WOMEN'S BASKETBALL MEDIA GUIDE

SoConSports.com
#SoConHoops

• ETSU • Furman • Mercer • UNCG • Samford • Chattanooga • Western Carolina • Wofford •



2020-21 SOCON SUPERLATIVES



Andrea Cournoyer, Samford
SoCon Player of the Year



Carley Kuhns, Samford
SoCon Coach of the Year



Shannon Titus, Mercer
SoCon Defensive Player of the Year



Sydney James, Furman
SoCon Freshman of the Year

#SoConHoops



2021-22 Southern Conference Women's Basketball Media Guide

On the Inside

2021-22 composite schedule	2-3
2022 postseason tournaments	4
2022 Southern Conference Championship	5
Southern Conference	
History	6-10
SoCon Principles	11
Hall of Fame	12-13
Commissioner Jim Schaus	14
Staff	15
Media Services	16
Teams	
ETSU	18-19
Furman	20-21
Mercer	22-23
UNCG	24-25
Samford	26-27
Chattanooga	28-29
Western Carolina	30-31
Wofford	32-33
Home courts	34-35
2020-21 year-in-review	
Year-in-review	36-37
Individual stats	38
Team stats	39
Individual game highs	40
Team game highs	41
All-time records and honors	
Individual records	42-47
Team records	48-52
Coaching records	53
Yearly statistical leaders	54-57
Yearly awards	58
All-conference teams	59-61
All-freshman teams	62
Players of the Week	63-65
Freshmen of the Week	65
Players of the Month	65
SoCon in the postseason	66-67
Postseason history by school	68
SoCon champions	69
Year-by-year standings	69-71
SoCon tournament results	72-76
SoCon all-tournament teams	77-79
SoCon tournament records	80

The Southern Conference

702 N. Pine Street
Spartanburg, SC 29303

Phone: 864-591-5100
Fax: 864-591-3448
Website: SoConSports.com

Conference staff

Jim Schaus Commissioner
Geoff Cabe Senior Associate Commissioner
Sue Arakas Associate Commissioner
Doug King Associate Commissioner for Compliance
Jason Yaman Associate Commissioner
Sean Diminick Assistant Commissioner for Championships
Phil Perry Assistant Commissioner for Media Relations
Paul Lollis Assistant Commissioner for Video Productions
Jasmine Washington Director of Creative Services
Hannah Bradley Assistant Director of Media Relations
Laura Granger Executive Assistant to the Commissioner
Cliff Conway Championships Assistant
Lanie Angel Media Relations Assistant
Debbie Williamson Coordinator of Officials

Southern Conference Officers

President: Dr. Susan Epps, ETSU
Vice President: Col. Chip Taylor, The Citadel



Credits

Editor: Hannah Bradley
Design: Phil Perry
Cover: Jasmine Washington
Editorial assistance: Phil Perry and the SoCon basketball SIDs.



COMPOSITE SCHEDULE

Tuesday, Nov. 9

Wake Forest at Mercer.....TBA
 Emory & Henry at Western CarolinaTBA
 Belmont at ChattanoogaTBA
 UNC Asheville at UNCG..... 11 a.m.
 ETSU at Cleveland State..... 4 p.m.
 College of Charleston at Wofford.... 7:30 p.m.

Thursday, Nov. 11

App State at Mercer.....TBA
 ETSU at Bowling Green..... 6 p.m.
 Samford at Iowa..... 7 p.m.

Friday, Nov. 12

Presbyterian at Furman..... 7 p.m.
 UNC Asheville at Western Carolina 7 p.m.
 Wofford at NC State..... 7 p.m.
 (Preseason WNIT)

Saturday, Nov 13

Chattanooga at Tennessee Tech 8 p.m.

Sunday, Nov. 14

UNCG at Wake Forest.....1 p.m.
 Cornell at ETSU.....2 p.m.
 Montevallo at Samford.....3 p.m.
 Wofford vs. Towson.....4:30 p.m.
 (Preseason WNIT; Raleigh, N.C.)

Monday, Nov. 15

Troy at Mercer.....TBA
 Wofford vs. Florida.....4:30 p.m.
 (Preseason WNIT; Raleigh, N.C.)
 Furman at Georgia..... 7 p.m.

Tuesday, Nov. 16

Presbyterian at Western Carolina 12 p.m.

Wednesday, Nov. 17

Chattanooga at Tennessee State.....TBA
 Georgia Tech at ETSU..... 7 p.m.
 Jacksonville State at Samford 7 p.m.
 Converse at Furman 7 p.m.

Thursday, Nov. 18

Mercer at Georgia..... 7 p.m.
 Winthrop at UNCG 7 p.m.

Friday, Nov. 19

Murray State at Chattanooga.....TBA
 Southern Wesleyan at Wofford 5 p.m.

Saturday, Nov. 20

UNC Asheville at Furman.....TBA
 Charleston So. at Western Carolina 4 p.m.
 Samford at Southern Miss..... 3 p.m.

Sunday, Nov. 21

Mercer at Gardner-Webb..... 2 p.m.
 Lenoir-Rhyne at UNCG 2 p.m.

Monday, Nov. 22

Erskine at Furman..... 7 p.m.
 Samford at Colorado 8 p.m.

Tuesday, Nov. 23

Chattanooga at Kennesaw StateTBA
 ETSU at Presbyterian..... 6 p.m.
 Western Carolina at Cincinnati..... 6 p.m.
 UNC Asheville at Wofford..... 6 p.m.

Wednesday, Nov. 24

Mercer at Alabama..... 7 p.m.

Friday, Nov. 26

Mercer at South Alabama..... 12 p.m.
 UNCG at Coastal Carolina 2 p.m.
 (Coastal Carolina Thanksgiving Classic)
 ETSU vs. Gardner-Webb 4:30 p.m.
 (Coastal Carolina Thanksgiving Classic;
 Conway, S.C.)
 Western Carolina at Alabama 3 p.m.
 Furman at Cal..... 4 p.m.
 (Cal Classic)
 Samford at Northern Colorado..... 4 p.m.

Saturday, Nov. 27

Furman vs. Ole Miss/San Diego State ...4/6 p.m.
 (Cal Classic; Berkeley, Calif.)
 Georgia State at ChattanoogaTBA

Sunday, Nov. 28

UNCG vs. Gardner-Webb11 a.m.
 (Coastal Carolina Thanksgiving Classic;
 Conway, S.C.)
 ETSU at Coastal Carolina 2 p.m.
 (Coastal Carolina Thanksgiving Classic)

Monday, Nov. 29

Kennesaw State at Mercer.....TBA
 Chattanooga at UAB..... 7 p.m.
 Mars Hill at Western Carolina..... 7 p.m.

Tuesday, Nov. 30

Chattanooga at Vanderbilt 8 p.m.

Wednesday, Dec. 1

High Point at Wofford..... 11 a.m.
 ETSU at App State 5 p.m.
 UNCG at Presbyterian 6 p.m.
 Furman at Radford 7 p.m.
 Samford at Troy..... 7 p.m.
 USC Upstate at Western Carolina 7:30 p.m.

Friday, Dec. 3

Mercer at MTSU..... 7 p.m.

Saturday, Dec. 4

Wofford at Coastal Carolina.....TBA
 Stetson at Furman..... 2 p.m.
 UNCG at USC Upstate 2 p.m.
 Western Carolina at Winthrop 2 p.m.
 Murray State at Samford..... 3 p.m.

Sunday, Dec. 5

Alabama at ChattanoogaTBA
 Mercer at Tennessee StateTBA

Monday, Dec. 6

Furman at Kennesaw StateTBA
 Talladega at Samford..... 7 p.m.
 Western Carolina at Campbell 7 p.m.

Tuesday, Dec. 7

College of Charleston at UNCG..... 7 p.m.

Wednesday, Dec. 8

Brevard at Wofford 7 p.m.

Thursday, Dec. 9

Chattanooga at Eastern Kentucky.....11 a.m.
 Alabama A&M at Samford..... 7 p.m.
 Tennessee Tech at Western Carolina ... 7 p.m.

Friday, Dec. 10

UNC Asheville at ETSU 6 p.m.

Saturday, Dec. 11

UNCG at Maryland Eastern Shore 2 p.m.

Sunday, Dec. 12

UCF at MercerTBA
 Furman at Georgia Tech 1 p.m.
 Western Carolina at S.C. State..... 2 p.m.
 Wofford at App State 2 p.m.
 UAB at Samford..... 3 p.m.

Monday, Dec. 13

ETSU at Wake Forest..... 11 a.m.

Wednesday, Dec. 15

Cincinnati at ChattanoogaTBA
 Elon at UNCG 7 p.m.

Thursday, Dec. 16

Furman at Charleston Southern 5:30 p.m.
 ETSU at Jacksonville State 7 p.m.

Friday, Dec. 17

Wofford at Clemson 7 p.m.
 Samford at Ole Miss..... 7:30 p.m.

Saturday, Dec. 18

North Alabama at Chattanooga.....TBA
 UNCG at Davidson 4 p.m.

Sunday, Dec. 19

UAB at Mercer.....TBA

Monday, Dec. 20

UNC Asheville at ChattanoogaTBA
 Davidson at Western Carolina 5 p.m.
 Northern Kentucky at Wofford 6 p.m.
 ETSU at Tennessee 6:30 p.m.
 Furman at Hampton..... 7 p.m.

Tuesday, Dec. 21

Bethune-Cookman at Mercer.....TBA
 Samford at Tennessee Tech..... 7 p.m.

Wednesday, Dec. 22

UNCW at UNCG 5 p.m.

#SoConHoops

COMPOSITE SCHEDULE



Thursday, Dec. 23

St. Bonaventure at ETSU 12 p.m.

Monday, Dec. 27

Chattanooga at Tennessee 6:30 p.m.
Samford at LSU 7 p.m.

Tuesday, Dec. 28

UNCW at Mercer TBA

Wednesday, Dec. 29

Furman at South Carolina State TBA
Kennesaw State at Samford 7 p.m.

Thursday, Dec. 30

Chattanooga at Jacksonville State... 6:15 p.m.
Davis & Elkins at UNCG 7 p.m.
Wofford at Tulane 7 p.m.

Friday, Dec. 31

LaGrangre at Mercer TBA
So. Wesleyan at Western Carolina 2 p.m.

Saturday, Jan. 1

Southern Wesleyan at Furman 2 p.m.
Erskine at Wofford 2 p.m.

Sunday, Jan. 2

Lynchburg at ETSU 2 p.m.
Johnson C. Smith at UNCG 2 p.m.
Montreat at Western Carolina 2 p.m.

Thursday, Jan. 6

ETSU at Mercer* TBA
Western Carolina at Wofford* 6 p.m.
UNCG at Furman* 7 p.m.
Chattanooga at Samford* 7 p.m.

Saturday, Jan. 8

Chattanooga at Mercer* TBA
Western Carolina at Furman* TBA
UNCG at Wofford* 2 p.m.
ETSU at Samford* 3 p.m.

Thursday, Jan. 13

Wofford at Furman* 7 p.m.
Mercer at UNCG* 7 p.m.
Samford at Western Carolina* 7 p.m.

Saturday, Jan. 15

Chattanooga at ETSU* TBA
Samford at UNCG* 4 p.m.
Mercer at Western Carolina* 5 p.m.

Thursday, Jan. 20

Furman at Mercer* TBA
Western Carolina at Chattanooga* TBA
UNCG at ETSU* TBA
Wofford at Samford* 7 p.m.

Saturday, Jan. 22

Wofford at Mercer* TBA
UNCG at Chattanooga* TBA
Western Carolina at ETSU* TBA
Furman at Samford* 3 p.m.

Thursday, Jan. 27

Chattanooga at Wofford* 6 p.m.
ETSU at Furman* 7 p.m.

Saturday, Jan. 29

Chattanooga at Furman* TBA
Samford at Mercer* TBA
ETSU at Wofford* 2 p.m.
UNCG at Western Carolina* 5 p.m.

Thursday, Feb. 3

Mercer at Chattanooga* TBA
Samford at ETSU* TBA
Wofford at UNCG* 7 p.m.
Furman at Western Carolina* 7 p.m.

Saturday, Feb. 5

Samford at Chattanooga* TBA
Mercer at ETSU* TBA
Wofford at Western Carolina* 2 p.m.
Furman at UNCG* 4 p.m.

Thursday, Feb. 10

Western Carolina at Mercer* TBA
UNCG at Samford* 7 p.m.

Saturday, Feb. 12

ETSU at Chattanooga* TBA
UNCG at Mercer* TBA
Furman at Wofford* 2 p.m.
Western Carolina at Samford* 3 p.m.

Thursday, Feb. 17

Samford at Furman* 7 p.m.
Chattanooga at UNCG* 7 p.m.
ETSU at Western Carolina* 7 p.m.
Mercer at Wofford* 7 p.m.

Saturday, Feb. 19

Mercer at Furman* TBA
Samford at Wofford* 2 p.m.
ETSU at UNCG* 4 p.m.
Chattanooga at Western Carolina* 5 p.m.

Thursday, Feb. 24

Wofford at ETSU* TBA
Furman at Chattanooga* TBA

Saturday, Feb. 26

Furman at ETSU* TBA
Wofford at Chattanooga* TBA
Mercer at Samford* 3 p.m.
Western Carolina at UNCG* 4 p.m.

Ingles SoCon Championship

Harrah's Cherokee Center – Asheville

Thursday, March 3

No. 1 seed vs. No. 8 seed 11 a.m.
No. 4 seed vs. No. 5 seed 1:15 p.m.
No. 2 seed vs. No. 7 seed 3:30 p.m.
No. 3 seed vs. No. 6 seed 5:45 p.m.

Friday, March 4

Winner Game 1 vs. Winner Game 2..... 11 a.m.
Winner Game 3 vs. Winner Game 4.. 1:15 p.m.

Sunday, March 6

Winner Game 5 vs. Winner Game 6.... 12 p.m.

* Southern Conference game
ALL TIMES EASTERN



POSTSEASON TOURNAMENTS

2022 INGLES SOUTHERN CONFERENCE WOMEN'S BASKETBALL CHAMPIONSHIP

The Southern Conference returns to Asheville, N.C., for the 2022 Southern Conference Championship, which will be contested March 3-6. Each round will be played at the 6,300-seat ExploreAsheville.com Arena at the Harrah's Cherokee Center – Asheville, with each game appearing live on ESPN+. Asheville first hosted the women's tournament in 1995 and the tournament returned there in 2012 after a 17-year absence.

Tickets for the tournament are available by contacting any member institution ticket office.



Mercer head coach Susie Gardner cut down the nets.

2022 SoCon Championship Schedule

Quarterfinals

March 3 (Thursday)

Harrah's Cherokee Center – Asheville

Game 1: No. 1 seed vs. No. 8 seed, 11 a.m.^

Game 2: No. 4 seed vs. No. 5 seed, 1:15 p.m.*

Game 3: No. 2 seed vs. No. 7 seed, 3:30 p.m.*

Game 4: No. 3 seed vs. No. 6 seed, 5:45 p.m.*

Semifinals

March 4 (Friday)

Harrah's Cherokee Center – Asheville

Game 5: Game 1 winner vs. Game 2 winner, 11 a.m.^

Game 6: Game 3 winner vs. Game 4 winner, 1:15 p.m.

Championship

March 6 (Sunday)

Harrah's Cherokee Center – Asheville

Game 7: Game 5 winner vs. Game 6 winner, 12 p.m.

^ Tip-off as part of Education Day program

* Denotes approximate game time. The first game on March 3 will have a firm start time. Each game thereafter will start 30 minutes following the conclusion of the preceding game.



The Mercer Bears won the 2021 SoCon championship, the program's third in four years.

#SoConHoops

2022 NCAA Women's Basketball Championship

First and Second Rounds

March 18-19/ 20-21, 2022

Non-predetermined sites

REGIONALS

March 25-28, 2022

Bridgeport Regional

Webster Bank Arena

Bridgeport, Conn.

Hosts: UConn/Fairfield

Greensboro Regional

Greensboro Coliseum

Greensboro, N.C.

Host: Atlantic Coast Conference

Spokane Regional

Spokane Veterans Memorial Arena

Spokane, Wash.

Host: Idaho

Wichita Regional

Intrust Bank Arena

Wichita, Kansas

Host: Wichita State

WOMEN'S FINAL FOUR

April 1 & 3, 2022

Target Center

Minneapolis, Minn.

Hosts: University of Minnesota, Twin

Cities, Sports Minneapolis,



SoCon tournament Most Outstanding Player Amoria Neal-Tysor scored 16 points in the championship game.

2022 Women's National Invitation Tournament

First Round

March 16-18, 2022

Campus sites

Second Round

March 20-22, 2022

Campus sites

Third Round

March 24-26, 2022

Campus sites

Quarterfinals

March 26-29, 2022

Campus sites

Semifinals

March 30-31, 2022

Campus sites

Championship

April 2, 2022

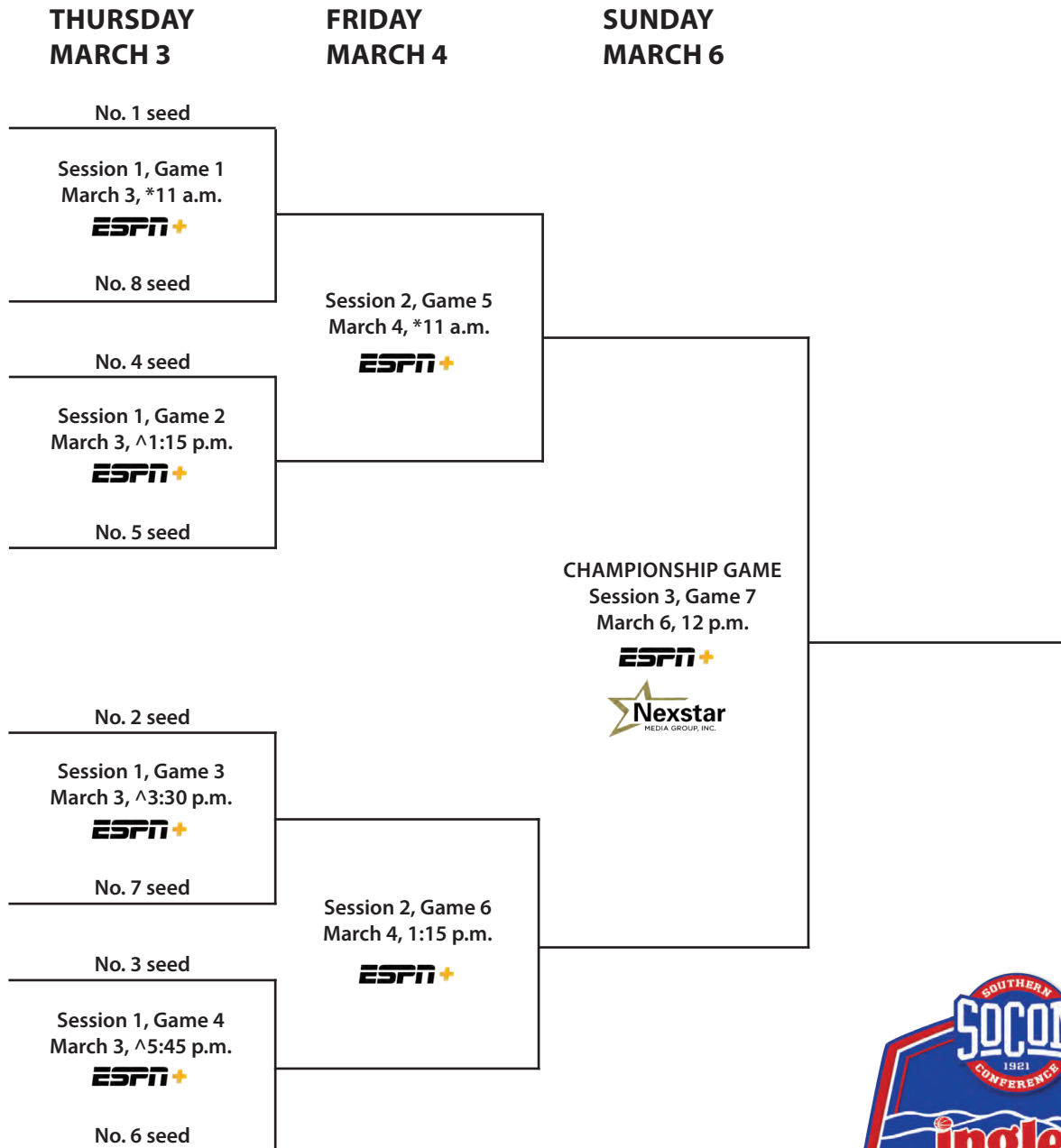
Campus sites

SOCON CHAMPIONSHIP



2022 Ingles Southern Conference Women's Basketball Championship

MARCH 3-6 • HARRAH'S CHEROKEE CENTER – ASHEVILLE
ASHEVILLE, N.C.



SoConSports.com



* Tip-off as part of Education Day program on March 3 and March 4.

^ Denotes approximate game time. The first game on March 3 will have a firm start time. Each game thereafter will start 30 minutes following the conclusion of the preceding game, but will not start prior to the listed time.



SOUTHERN CONFERENCE HISTORY

The Southern Conference

The Southern Conference, which celebrates its 100th year in 2021, is a national leader in emphasizing the development of the student-athlete and in helping to build lifelong leaders and role models.

The Southern Conference has been on the forefront of innovation and originality in developing creative solutions to address issues facing intercollegiate athletics. From establishing the first postseason college basketball tournament (1921), to tackling the issue of freshman eligibility (1922), to developing women's championships (1984), to becoming the first conference to install the 3-point goal in basketball (1980), the Southern Conference has been a pioneer.

The Southern Conference is the nation's fifth-oldest NCAA Division I collegiate athletic association. Only the Big Ten (1896), the Missouri Valley (1907), the Pac-12 (1915) and the Southwestern Athletic (1920) conferences are older in terms of origination.

Academic excellence has been a major part of the Southern Conference's tradition. Hundreds of Southern Conference student-athletes have been recognized on CoSIDA Academic All-America and all-district teams. A total of 20 Rhodes Scholarship winners have been selected from conference institutions, most recently in 2012-13, when former Wofford volleyball player Rachel Woodlee earned the prestigious award.

The conference currently consists of 10 members in six states throughout the Southeast and sponsors 21 varsity sports and championships that produce participants for NCAA Division I Championships.

The Southern Conference offices are located in the historic Beaumont Mill in Spartanburg, South Carolina. A textile mill that was in operation from 1880 until 1999, Beaumont Mill was renovated in 2004 and today offers the league first-class meeting areas and offices as well as a spacious library for storage of the conference's historical documents.

Membership history

On Feb. 25, 1921, representatives from 14 of the Southern Intercollegiate Athletic Association's (SIAA) 30 members met at Atlanta's Piedmont Hotel to establish the Southern Intercollegiate Conference. On hand at the inaugural meeting were officials from Alabama, Alabama Polytechnic Institute (Auburn), Clemson, Georgia, Georgia School of Technology (Georgia Tech), Kentucky, Maryland, Mississippi A&M (Mississippi State), North Carolina, North Carolina State, Tennessee, Virginia, Virginia Polytechnic Institute (Virginia Tech) and Washington & Lee.

Dr. S.V. Sanford of Georgia was chosen as acting chairman and N.W. Dougherty of Tennessee was named secretary. The decision to form a new athletic conference was motivated by the desire to have a workable number of conference games for each league member. With 30 schools in the SIAA by the early 1920s, it was impossible to play every school at least once during the regular season and many schools went several years between playing some conference members. In addition, in 1920, the SIAA voted down proposed rules that an athlete must be in a college a year before playing on its teams and refused to abolish a rule permitting athletes to play summer baseball for money.

Play began in the fall of 1921, and a year later, six more schools joined the fledgling league, including Tulane (which had attended the inaugural meeting but had elected not to join), Florida, Louisiana (LSU), Mississippi, South Carolina and Vanderbilt. VMI joined in 1923 and Duke was added in 1929.

By the 1930s, membership in the Southern Conference had reached 23 schools. C.P. "Sally" Miles of Virginia Tech, president of the Southern Conference, called the annual league meeting to order on Dec. 9, 1932, at the Farragut Hotel in Knoxville, Tennessee. There, it announced that 13 institutions west and south of the Appalachian

Mountains were reorganizing as the Southeastern Conference. Members of the new league included Alabama, Alabama Polytechnic Institute, Florida, Georgia, Georgia School of Technology, Kentucky, Louisiana, Mississippi, Mississippi A&M, University of the South, Tennessee, Tulane and Vanderbilt.

According to the minutes of the meeting, Georgia's Dr. Sanford stated that the division was made along geographical lines. Florida's Dr. J.J. Tigert, acting as spokesman for the withdrawing group, regretted the move but believed it was necessary as the Southern Conference had grown too large. The resignations were accepted and the withdrawing schools formed the new league, which began play in 1933.

The Southern Conference continued with membership of 10 institutions, including Clemson, Duke, Maryland, North Carolina, North Carolina State, South Carolina, Virginia, VMI, Virginia Tech and Washington & Lee.

The second major shift occurred some 20 years later. By 1952, the Southern Conference included 17 colleges and universities. Another split occurred when seven schools – Clemson, Duke, Maryland, North Carolina, North Carolina State, South Carolina and Wake Forest – departed to form the Atlantic Coast Conference, which began play in 1953. The revamped Southern Conference included members The Citadel, Davidson, Furman, George Washington, Richmond, VMI, Virginia Tech, Washington & Lee, West Virginia and William & Mary.

A third major shift occurred in 2012-13, when five members announced their departures and three schools were added. College of Charleston announced its decision to leave for the Colonial Athletic Association following the 2012-13 season, while Appalachian State (Sun Belt), Davidson (Atlantic 10), Elon (Colonial) and Georgia Southern (Sun Belt) announced they would depart following the 2013-14 campaign. At the Southern Conference's 2013 spring meetings in Hilton Head Island, South Carolina, the league officially extended invitations to former members ETSU and VMI, as well as Mercer, to join the league for the 2014-15 academic year.

Today, the league continues to thrive with a membership that includes 10 institutions and a footprint that spans six states: Alabama, Georgia, North Carolina, South Carolina, Tennessee and Virginia. Current league members are The Citadel, ETSU, Furman, Mercer, UNGC, Samford, Chattanooga, VMI, Western Carolina and Wofford.

Leadership

Jim Schaus began his tenure as the ninth commissioner in league history on July 1, 2019. Schaus came to the SoCon after an 11-year run as

the director of athletics at Ohio University, where he led the Bobcats to unprecedented levels of success in athletics and academics.

In his first year at the Southern Conference, Schaus spearheaded the creation of a new long-term strategic plan for the league and led the effort to partner with JMI Sports to serve as the SoCon's official multimedia rights holder. Schaus also negotiated the SoCon's entry into the Southeastern Conference's officiating consortiums for both men's basketball and football, moves that allow the member conferences to collaborate on all officiating matters related to recruitment, education and training, scheduling and evaluation of officials.

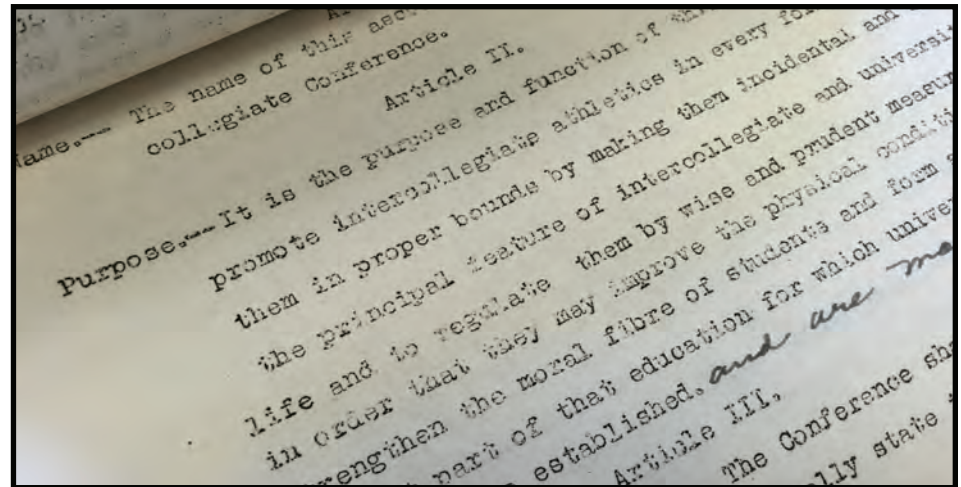
Also aimed at enhancing the league's men's basketball success, Schaus implemented a new right-size scheduling model designed to bolster the top teams' national profiles and put them in position for better seeding and potential at-large bids into the NCAA tournament. In addition, Schaus shepherded the league through its response to the COVID-19 pandemic and ensuing sport season cancellations and cost-cutting measures.

In Schaus's second year, the league began its year-long celebration of its first 100 years. It also successfully navigated the COVID pandemic, with every season playing to completion.

Schaus signed historic television contracts with ESPN and CBS Sports, guaranteeing the most linear national coverage the SoCon has ever had, and signed a contract extension to keep the league's basketball tournaments in Asheville, North Carolina, through 2026.

Schaus has a familial connection to the Southern Conference, as his father, former Los Angeles Lakers coach Fred Schaus, was the men's basketball coach at West Virginia from 1954-60, earning SoCon Coach of the Year honors four times in that six-year span and still ranking in the top 20 in career wins by a league coach.

Schaus replaced former commissioner John Iamario, who concluded his 13-year tenure at the Southern Conference in the summer of 2019. Throughout his tenure, Iamario promoted the Southern Conference through an ambitious agenda that improved championships, upgraded compliance related matters, launched the conference's Hall of Fame, created the SoCon Academic Exchange and increased the marketing and brand awareness of the conference and its member institutions. He also guided the league through membership changes that ensured the Southern Conference's future viability and stability with the additions of ETSU, Mercer and VMI.



The original Southern Conference constitution, drawn up in 1921, is housed in the archives at the league office in Spartanburg, S.C.

#SoConHoops

SOUTHERN CONFERENCE HISTORY



The 2014 addition of VMI in Lexington, Va., extended the Southern Conference's reach to six states across the Southeast.

Lamarino spearheaded the effort to create the SoCon Digital Network, which was in operation from 2014-20, and the league-wide initiative to have all 10 member institutions producing broadcast-quality content. As the league prepared to celebrate its centennial, Lamarino authored his first book, "A Proud Athletic History: 100 Years of the Southern Conference."

The Southern Conference named its first commissioner in December 1950. Duke's Wallace Wade made the transition from Blue Devil football coach to athletics administration as the first person at the helm of the conference.

Lloyd Jordan replaced Wade as the commissioner in 1960 and served a 14-year term until Ken Germann became the league head in 1974. Germann was the commissioner for 13 years and orchestrated the league's expansion to include women's athletics. In 1987, he was succeeded by Dave Hart, who oversaw the transfer of the league office from Charlotte, North Carolina, to Asheville, North Carolina.

Wright Waters succeeded Hart upon his retirement in 1991. Under Waters' leadership, the Southern Conference expanded to 12 members, added three women's sports and posted record revenue from the basketball tournament. Waters was followed by Alfred B. White in 1998. White, a veteran member of the NCAA office, introduced the current conference logo and elevated the conference's commitment to marketing and development of corporate partners. Danny Morrison, who would go on to be president of the Carolina Panthers, headed the conference from 2001-05 and orchestrated the league's move from Asheville to Spartanburg. Under Morrison's leadership, the conference increased its marketing and promotional efforts.

Championship history

Men's basketball was the first sport in which the conference held a championship. The league tournament is the nation's oldest, with the inaugural championship held in 1921 at Atlanta's City Auditorium and won by Kentucky. The tournament began Feb. 25, the same day that members of the Southern Intercollegiate Athletic Association met to discuss forming the new league that would become the Southern Conference. The following year, North Carolina won the first tournament after the formation of the league.

Commissioner Germann spearheaded the Southern Conference's expansion to include women's athletics during the 1983-84 season. That year, league women's championships were held in volleyball, basketball and tennis. Cross country joined the mix in 1985, outdoor track and field was added in 1987 and indoor and track and field followed in 1988. The conference instituted golf and softball championships in the spring of 1994 and added soccer in the fall of that year.

The Germann Cup, named in honor of the former commissioner, annually recognizes the top women's athletics programs in the conference. From their humble beginnings, women's athletics have become an integral part of the Southern Conference and its success.

The Southern Conference declares champions in 11 men's sports – football, soccer, cross country, basketball, indoor track and field, outdoor track and field, wrestling, baseball, lacrosse, tennis and golf – and nine women's sports – soccer, volleyball, cross country, basketball, indoor track and field, outdoor track and field, tennis, golf and softball. Rifle is a mixed sport.

Football

The Southern Conference has also excelled as the premier Football Championship Subdivision (FCS) conference. Former Southern Conference member Appalachian State won the three consecutive FCS titles from 2005-07, becoming the first team to do so. The league boasts more than 250 players who have garnered All-America recognition and numerous national player or coach of the year awards. The conference had at least one team in the top 10 of the final FCS poll for 28 consecutive years (1985-2012), with at least two teams finishing in the final poll in every season from 1982-2013. Mercer and VMI entered the FCS national rankings for the first time in program history in 2020-21, with the Keydets winning the league title for the first time since 1977 and making their first-ever appearance in the FCS playoffs. VMI and ETSU finished the season inside the national rankings, with the Bucs doing so for the second time in the last three seasons.

The Citadel, Samford, Chattanooga and Wofford each finished in the top 25 in 2016, giving the league four in the final poll for the first time since 2007.

SoCon members

- Alabama (1921-1932)
- Appalachian State (1971-2014)
- Auburn (1921-1932)
- College of Charleston (1998-2013)
- The Citadel (1936-present)**
- Clemson (1921-1953)
- Davidson (1936-1988, 1992-2014)
- Duke (1929-1953)
- East Carolina (1964-1977)
- ETSU (1978-2005, 2014-present)**
- Elon (2003-2014)
- Florida (1922-1932)
- Furman (1936-present)**
- George Washington (1941-1970)
- Georgia (1921-1932)
- Georgia Southern (1991-2014)
- Georgia Tech (1921-1932)
- Kentucky (1921-1932)
- Louisiana State (1922-1932)
- Marshall (1976-1997)
- Maryland (1921-1953)
- Mercer (2014-present)**
- Mississippi (1922-1932)
- Mississippi State (1921-1932)
- North Carolina (1921-1953)
- UNCG (1997-present)**
- NC State (1921-1953)
- Richmond (1936-1976)
- Samford (2008-present)**
- South Carolina (1922-1953)
- Tennessee (1921-1932)
- Chattanooga (1976-present)**
- Tulane (1922-1932)
- University of the South (1924-1932)
- Vanderbilt (1922-1932)
- Virginia (1921-1937)
- VMI (1923-2003, 2014-present)**
- Virginia Tech (1921-1965)
- Wake Forest (1936-1953)
- Washington & Lee (1921-1958)
- West Virginia (1950-1968)
- Western Carolina (1976-present)**
- William & Mary (1936-1977)
- Wofford (1997-present)**

Bold indicates current SoCon member.

The conference has placed multiple representatives in the FCS Playoffs in 31 of 37 seasons, with 16 championship game appearances and eight national titles. The Southern Conference has had at least one team reach the semifinals in 12 of the last 22 years and in 18 of the last 29 seasons.

In 2007, Appalachian State became the first FCS team to defeat a nationally ranked Football Bowl Subdivision (FBS) team, when the Mountaineers defeated No. 5 Michigan, 34-32, on Sept. 1 before a sellout crowd at Michigan Stadium. Georgia Southern, in its final game as a member of the Southern Conference, downed the SEC's Florida in Gainesville on Nov. 23, 2013. The league picked up two wins over FBS teams in 2015, with Furman downing UCF and The Citadel stunning South Carolina. The Bulldogs added another Power 5 conference win in 2019, taking down Georgia Tech in overtime, 27-24.

Prior to the conference's reclassification in 1981, Southern Conference football teams appeared in a total of 36 bowl games, posting a record of 16-18-2. From 1925-30, league schools won five football national championships in a six-year span. There are nearly 60 former Southern Conference players and



SOUTHERN CONFERENCE HISTORY


coaches in the College Football Hall of Fame. One of the most recognizable of these names is former North Carolina running back Charlie "Choo Choo" Justice, who helped guide North Carolina to three bowl appearances. He was a first-team All-America selection and the Heisman Trophy runner-up in 1948 and 1949. In 1949, Justice earned first-team all-conference honors for the fourth consecutive season, becoming the first player in league history to achieve that feat. He was a member of the league's inaugural Hall of Fame Class in 2009.

Another of the league's football products that made it to the College Football Hall of Fame is Sam Huff of West Virginia. Huff was a three-year starter on both the offensive and defensive lines for the Mountaineers. In 1955, Huff earned first-team All-America honors on the field and was a first-team Academic All-American for his work in the classroom. He played 12 seasons in the National Football League for the New York Giants and the Washington Redskins. Also a member of the conference's first Hall of Fame class, he was a five-time All-Pro linebacker and is also a member of the Pro Football Hall of Fame.

Former Appalachian State coach Jerry Moore was enshrined in the College Football Hall of Fame in December 2014. The winningest coach in Appalachian State and Southern Conference history, Moore compiled a 215-87 record in his 24 seasons at Appalachian State (1989-2012), including 10 SoCon championships, 18 postseason appearances and an unprecedented three straight NCAA Division I FCS/IAA national titles (2005-07). He was the Eddie Robinson Award winner in 2006.

In 1999, Georgia Southern's Adrian Peterson captured the Walter Payton Award, presented annually to the Football Championship Subdivision's most outstanding offensive player. Peterson, a four-time All-American who finished his career as the NCAA Division I leader in rushing yards with 6,559, was inducted into the College Football Hall of Fame in December 2017.

Furman's Louis Ivory earned the Walter Payton Award in 2000, giving the SoCon consecutive winners, while Georgia Southern's Jayson Foster was presented with the 2007 trophy and Appalachian State quarterback Armanti Edwards became the first two-time winner in Payton Award history, claiming the honors in 2008 and 2009 to make it three consecutive years a SoCon player took home the award.



Former Chattanooga star Terrell Owens entered the Pro Football Hall of Fame in 2018. Owens returned to his alma mater to deliver his induction speech from the Mocs' McKenzie Arena.

Record-breaking quarterback Devlin Hodges of Samford became the Southern Conference's most recent Walter Payton Award winner in 2018, when the senior was also named the FCS ADA Offensive Player of the Year. The consensus All-American, who led the FCS in passing yards and completion percentage that season, wrapped up his career with FCS records for passing yardage (14,584), pass attempts and completions.

The league saw a pair of former players enter the Pro Football Hall of Fame in 2018, as former Chattanooga standout Terrell Owens and Marshall star Randy Moss, who enjoyed a record-breaking freshman year in the SoCon, earned the nod.

Appalachian State's Dexter Coakley was a three-time

all-conference selection and consensus All-American in 1994, '95 and '96 before going on to stardom with the Dallas Cowboys. Coakley won a pair of Buck Buchanan Awards, given to Football Championship Subdivision's top defensive player each year.

In 2020-21, VMI coach Scott Wachenheim became the Southern Conference's fifth winner of the Eddie Robinson Award, joining The Citadel's Charlie Taaffe (1992), Georgia Southern's Paul Johnson (1998), Wofford's Mike Ayers (2003) and App State's Moore (2006).


Western Carolina's David Patten and Appalachian State's Matt Stevens were both members of the New England Patriots' Super Bowl champion team in 2002 and Patten also earned Super Bowl rings with the Patriots in 2004 and '05. Appalachian State's Daniel Kilgore appeared in Super Bowl XLVII for the San Francisco 49ers in 2013 and was a member of the Kansas City Chiefs' Super Bowl LV squad in 2021. Chattanooga's Keionta Davis was a member of the Patriots' organization for New England's appearance in Super Bowl LII in 2018, while Davis and Western Carolina's Keion Crossen were teammates for the Super Bowl LIII-winning Patriots in 2019. Former Samford safety Jaquiski Tarrt played in Super Bowl LIV for the 49ers in 2020.

Basketball

The 2020 edition of the conference tournament was the 100th in league history. Top-seeded ETSU downed Wofford 72-58 in the historic title game.

Not only was the Southern Conference tournament the first of its kind, but the league also helped change the face of college basketball. In 1980, the league began a season-long experiment with a 22-foot 3-point field goal with the approval of the NCAA Rules Committee. Ronnie Carr of Western Carolina made the first 3-point field goal in college basketball history in a game against Middle Tennessee State on Nov. 29, 1980.

Another college basketball tradition that originated in the Southern Conference is the traditional cutting of the nets by the winning team in important tournaments. According to USA Today, the practice of net-cutting originated in 1947 with NC State head coach Everett Case. As a first-year head coach,



The Atlanta Memorial Auditorium was the site for the first Southern Conference Basketball Championship in 1921. The SoCon basketball tournament is the longest-running of its kind in college basketball history.

#SoConHoops

Case led the Wolfpack to the Southern Conference tournament title. Case celebrated by claiming the nets as souvenirs to commemorate the event. Basketball coaching legend Red Auerbach gave credit to former George Washington coach Bill Reinhart, who coached in the conference for nearly 30 years, as one of the originators of the modern fast break.

West Virginia's 10 tournament championships rank as the second-most in league history behind Davidson's 12. The Mountaineers were led by the incomparable Jerry West from 1958 through 1960. West, a two-time All-America selection, spurred West Virginia to the Final Four in 1959. The Mountaineers lost in the championship game that season to California, 71-70, but West earned Final Four Most Valuable Player honors. West was a three-time Southern Conference tournament MVP, a two-time league regular-season MVP, and was twice named the conference's Athlete of the Year. He went on to a spectacular career with the Los Angeles Lakers of the National Basketball Association and was inducted into the Naismith Memorial Basketball Hall of Fame in 1979. A 14-time NBA All-Star while with the Lakers, it is West whose silhouette comprises the NBA's globally recognized logo.

Frank Selvy set the NCAA record for points in a game while at Furman. On Feb. 13, 1954, the senior scored 100 points in a game against Newberry, a record that still stands. Selvy was the Southern Conference Most Valuable Player in 1953 and 1954 and the league's Athlete of the Year in 1954. He went on to a 10-year career in the NBA. Selvy and his former Lakers teammate West were both enshrined in the league's Hall of Fame in 2009.

Rod Hundley was another West Virginia star during the 1950s. "Hot Rod" made a name for himself as one of the most spectacular players to tour the league during his era. Hundley averaged 24.5 points per game in his three seasons as a Mountaineer and was an all-conference and all-tournament performer in each of those three years. After being named the Southern Conference Most Valuable Player and Athlete of the Year as a senior in 1957, he was the first player selected in the NBA Draft that year and enjoyed a six-year career in that league. He was inducted into the SoCon Hall of Fame in 2010. Rod Thorn was yet another Mountaineer to earn inclusion in the SoCon Hall of Fame, as he was inducted in 2020. A two-time league athlete of the year, Thorn was the No. 2 selection in the 1963 NBA Draft, enjoying an eight-year playing career before transitioning to coaching and then the front office. He was elected to the Naismith Memorial Basketball Hall of Fame as an executive and a contributor in 2018.

ETSU's Keith "Mister" Jennings made his mark on the college basketball world in the early 1990s. Despite standing less than 6 feet tall, Jennings was a two-time all-conference choice and the league's Player of the Year and Athlete of the Year in 1991. Jennings played with the Golden State Warriors of the NBA and was inducted into the SoCon Hall of Fame in 2016.

Besides West Virginia's team in 1959, the Southern Conference has been represented in the Final Four on two other occasions. North Carolina advanced to the NCAA championship game in 1943 before falling 43-40 to Oklahoma State. NC State finished third in the tournament in 1950.

Davidson continued the record of success by advancing to the NCAA tournament's Elite Eight in 2008 as coach Bob McKillop's Wildcats came within a basket of making the Final Four behind the play of sophomore guard Stephen Curry. Curry, a two-time SoCon Male Athlete of the Year winner, led the nation in scoring as a junior at 28.6 points per game and has gone on to star for the NBA's Golden State Warriors, earning league MVP honors twice and leading the Warriors to NBA titles in 2015, 2017 and 2018. He was also inducted into the SoCon Hall of Fame in 2016.

The Southern Conference was back in the national

spotlight in 2018-19, with Furman and Wofford both spending time in the national rankings to give the league multiple ranked teams in the same season for the first time since 1960. Both squads earned their first-ever rankings from the Associated Press that season, with the Terriers riding a 20-game winning streak into the NCAA tournament before picking up a first-round win over Seton Hall, their first in school history in NCAA postseason play. Wofford's Fletcher Magee would set the NCAA Division I career record for 3-pointers made in that first-round win, finishing his career with 509.

In 2019-20, ETSU would go 30-4 overall en route to SoCon regular-season and tournament titles, becoming just the fourth team in league history to reach the 30-win plateau. The Bucs joined the 1945-46 North Carolina (30-5), 1950-51 NC State (30-7) and 2018-19 Wofford (30-5) squads in the exclusive club.

The league's ascent continued in 2020-21, as SoCon squads combined to finish in the RPI and 10th in the NET Rankings. Six of the conference's 10 squads were ranked in the CollegeInsider.com Mid-Major Top 25 for at least three weeks of the season.

Women's basketball competition began in the Southern Conference in 1983-84 with seven teams. In the sport's history, eight schools have won the league's tournament at least once, with Chattanooga winning 18 and Appalachian State owning six titles. UNCG won the 1998 tournament as head coach Lynne Agee – who in 2020 became the first UNCG representative in the SoCon Hall of Fame – became the first coach to take a team to the NCAA tournament in all three divisions. In 2001, Chattanooga head coach Wes Moore became the first coach in NCAA history to take three different teams to the NCAA tournament in all three divisions. After Moore's departure to helm NC State following the 2012-13 season, Chattanooga hired coach Jim Foster, who was inducted into the Women's Basketball Hall of Fame in June 2013.

Since 1984, 10 different teams have claimed at least a share of the regular-season crown. Chattanooga has the most overall titles with 22, nine of them shared. Chattanooga also owns the most outright championships with 13. Mercer won its third SoCon tournament title in four seasons in 2021.

In 2018, Mercer guard Kahlia Lawrence became the only player in SoCon history to win the Player of the Year award three times. Only six others have done it twice: ETSU's DeShawne Blocker (1993 and 1995), Furman's Jackie Smith (1998 and 1999), Chattanooga's Damita Bullock (2000 and 2001), Alex Anderson (2007 and 2008) and Shanara Hollinquest (2009 and 2010) and Davidson's Sophia Aleksandravic (2012 and 2013).

Other sports

In baseball, Wake Forest advanced to the championship game of the NCAA College World Series in 1949. The Citadel made history in 1990 by becoming the first military school to make an appearance at the College World Series. The Bulldogs were joined that season at the College World Series by future conference member Georgia Southern.

One of the Southern Conference's more famous baseball alums is Duke's Dick Groat. The Blue Devil shortstop, who was also a basketball standout, was the conference's Athlete of the Year in 1951 and 1952. He went on to a 14-year career in the major leagues and was named the National League MVP in 1960 after leading the league with a .325 batting average for the World Series champion Pittsburgh Pirates.

Among Southern Conference alums to grace Major League Baseball fields have been Atlee Hammaker (ETSU), Jeff Montgomery (Marshall), Mike Ramsey (Appalachian State) and Wayne Tolleson (Western Carolina). Other SoCon players to go on to play in the major leagues include third baseman Dallas McPherson (The Citadel), who played for the Anaheim/Los Angeles Angels, the Florida Marlins and

the Chicago White Sox; pitchers Britt Reames (The Citadel) and Ryan Glynn (VMI), who both pitched with the Oakland A's in 2005; Furman's Tom Mastny, a pitcher with the Cleveland Indians (2007); College of Charleston's Graham Godfrey, who pitched for Oakland in 2011 and 2012; Georgia Southern's Everett Teaford, a pitcher with Kansas City from 2011-13; The Citadel's Chris McGuinness, who made his MLB debut with the Texas Rangers in 2013; and Western Carolina's Jared Burton, who played for Cincinnati and Minnesota in a career that spanned seven years (2007-14). The Catamounts' Tyler White, who made his MLB debut with the Houston Astros in April 2016, earned a World Series ring in 2017.

Several other SoCon alumni have played in the majors in the last decade, including College of Charleston's Brett Gardner, who earned a World Series ring with the New York Yankees in 2009, and Michael Kohn (Atlanta Braves); The Citadel's Asher Wojciechowski (Houston Astros); Western Carolina right-handed pitcher Greg Holland, a three-time All-Star who helped the Kansas City Royals to the 2014 AL pennant and their first World Series appearance since 1985, saving Game 3; and Wofford's John Cornely, who debuted with the Atlanta Braves in April 2015. Three SoCon alums made their debuts in 2017: Samford's Phillip Ervin with the Cincinnati Reds, UNCG's Max Povse with the Seattle Mariners and Elon's John Brebbia with the St. Louis Cardinals. Most recently, former UNCG pitcher Andrew Wantz was called up by the Los Angeles Angels in July 2021.

In the summer of 2016, Mercer's Kyle Lewis made league history, becoming the highest-ever SoCon draft pick when he was selected 11th overall by the Seattle Mariners in the MLB First-Year Player Draft. The SoCon's first Golden Spikes Award winner, Lewis was a starter for the All-Star Futures Game in 2018 and made his major league debut on Sept. 10, 2019, with a home run off Trevor Bauer of the Cincinnati Reds. He would go on to be the unanimous winner of the American League Rookie of the Year award in 2020, claiming all 30 first-place votes from the Baseball Writers' Association of America.

Legendary golfer Arnold Palmer competed under the Southern Conference banner as a collegian at Wake Forest. He took medalist honors at the Southern Conference tournament in 1948 and 1949 and was the tournament's runner-up in 1950. Palmer was the medalist at the NCAA Golf Championships in 1949 and 1950. He went on to become one of the most accomplished golfers to play on the professional tour. Palmer won 62 tournaments while competing on the PGA Tour and added 10 more victories as a member of the Senior PGA Tour. A member of the SoCon Hall of Fame, he won eight major championships – four Masters, two British Opens, one U.S. Open and one U.S. Amateur.

Chattanooga's Stephen Jaeger was the 2012



Appalachian State's Mary Jayne Harrelson was the NCAA champion in the 1,500 meters in 1999 and 2001. She was inducted into the SoCon Hall of Fame in 2010.



SOUTHERN CONFERENCE HISTORY

champion at the NCAA Bowling Green Regional and has played in a pair of U.S. Opens, in 2015 and 2017. Chattanooga's Steven Fox won the U.S. Amateur in 2012, going on to play in the 2013 Masters, U.S. Open and Arnold Palmer Invitational, among other PGA TOUR events. ETSU's Adrian Meronk represented Europe in the Palmer Cup in 2015 and 2016, becoming the first Polish player to do so, and helped the European side to the title in 2016. He would go on to be the first Polish men's golfer in Olympic history at the 2020 Tokyo Games. Wofford alum William McGirt won the Memorial Tournament in June 2016 for his first PGA Tour win, while Western Carolina's J.T. Poston, a two-time SoCon medalist and now a PGA TOUR member, made his major debut at the U.S. Open in June 2017 and won his first professional tournament in 2019, claiming the Wyndham Championship.

Furman golfer Dottie Pepper was named the Southern Conference Women's Athlete of the Decade in the 1980s and was honored as part of the league's 25th anniversary of women's championships celebration in 2007-08. The Paladins' Brandi Jackson won the NCAA Women's Golf East Regional in the spring of 2003, and Furman's Natalie Srinivasan was named the WGCA PING National Player of the Year and won the ANNIKA Award and the inaugural Juli Inkster Senior Award in 2020. Chattanooga women's golf alumna Christine Wolf represented her native Austria at the Tokyo Olympics.

In track and field, Appalachian State's Mary Jayne Harrelson won NCAA outdoor titles in the 1,500-meter run in 1999 and 2001, while UNCG's Paul Chelimo posted runner-up finishes in the outdoor 5,000 meters in 2012 and 2013. Chelimo won a silver medal for the United States in the 5,000 meters at the Olympic Games in Rio in the summer of 2016 and competed in the event again at the Tokyo Olympics. Samford's Karisa Nelson made history in March 2017, becoming the Bulldogs' first Division I national champion when she won the mile run at the NCAA indoor championships.

Coaches and administrators

The Southern Conference has also been a breeding ground for some of college athletics' most recognized coaches and administrators.



The SoCon's eight FCS national titles, including the 1999 and 2000 championships Georgia Southern won under the leadership of former coach Paul Johnson, are second-most in Division I history.

Legendary basketball coaches Adolph Rupp of Kentucky and Everett Case of NC State both worked the sidelines in the Southern Conference. Rupp guided the Wildcats to a 30-5 mark during the 1931 and 1932 seasons. Yet, for all his coaching accomplishments, Rupp never led Kentucky to a Southern Conference tournament championship. Case mentored the Wolfpack to six consecutive Southern Conference tournament championships from 1947 through 1952.

West Virginia's Fred Schaus, who was named the Southern Conference Coach of the Year four times from 1954-60 and led the Mountaineers to SoCon tournament titles in all six seasons, would go on to

be the first head coach of the Los Angeles Lakers after the team relocated from Minneapolis.

Lefty Driesell coached Davidson to Southern Conference tournament championships in 1966, 1968 and 1969. Driesell also won the league's Coach of the Year award four straight times from 1963-66. Former Georgia Tech coach Bobby Cremins earned league Coach of the Year honors three times in the late '70s and early '80s while at Appalachian State and again in 2010-11 as the head coach at the College of Charleston.

Terry Holland saw his basketball coaching career take off at Davidson when he returned to his alma mater in 1970. Holland was honored as the Southern Conference Coach of the Year for three consecutive seasons from 1970-72 and led the Wildcats to the conference tournament title and an appearance in the NCAA tournament in 1970. J. Dallas Shirley, a member of the Basketball Hall of Fame, spent 21 years as the assistant to the commissioner and supervisor of officials in the Southern Conference. He also served as president of the International Association of Basketball Officials and the United States Olympic Basketball Committee.

The legendary Paul "Bear" Bryant got his coaching start in the Southern Conference as he guided the Maryland Terrapins in 1945. Another famous Southern Conference football coach is the late Frank Howard of Clemson, who guided the Tigers as a league member from 1940-52. The incomparable Howard won 69 Southern Conference games.

The Southern Conference has been represented on the sidelines at seven Super Bowls in the past two and a half decades. Bobby Ross, who piloted the San Diego Chargers to the 1996 Super Bowl, was the head coach at The Citadel from 1973-77. Former Buffalo Bills head coach Marv Levy, who coached the Bills in four Super Bowls, directed former league member William & Mary from 1964-68 and was succeeded there by Lou Holtz. The Carolina Panthers, then owned by Wofford alum Jerry Richardson and with former Wofford athletic director and SoCon commissioner Danny Morrison serving as team president, played in Super Bowl 50.

Significant dates in league history

- Feb. 25-26, 1921: Representatives of Alabama, Auburn, Clemson, Georgia, Georgia Tech, Kentucky, Maryland, Mississippi State, North Carolina, NC State, Tennessee, Virginia, Virginia Tech and Washington & Lee meet in Atlanta, Ga., to form the Southern Intercollegiate Conference.
- Dec. 7-8, 1922: At the league's annual meeting in Washington, D.C., the name of the organization is officially changed to the Southern Conference. S.V. Sanford of Georgia is selected as the conference's first president.
- Dec. 8-10, 1932: At the annual meeting in Knoxville, Tenn., Alabama, Auburn, Florida, Georgia, Georgia Tech, Kentucky, Louisiana State, Mississippi, Mississippi State, University of the South, Tennessee, Tulane and Vanderbilt withdraw to form the Southeastern Conference.
- Dec. 8, 1950: Wallace Wade, who just completed a 16-year term as Duke's head football coach, is named the first commissioner of the Southern Conference. The commissioner's office is opened in Durham, N.C., on Jan. 1, 1951.
- May 8, 1953: Seven members – Clemson, Duke, Maryland, North Carolina, NC State, South Carolina and Wake Forest – withdraw to form the Atlantic Coast Conference.
- Nov. 29, 1980: At the request of the NCAA Basketball Rules Committee, the Southern Conference begins a season-long experiment with a 22-foot 3-point field goal, thus becoming the first conference to employ that rule. Ronnie Carr of Western Carolina makes the first 3-point field goal in college basketball history in a game against Middle Tennessee State.
- Dec. 3-4, 1981: The NCAA, at its fourth special convention in St. Louis, Mo., restructures I-A football. As a result, the Southern Conference's eight Division I-A football playing members are reclassified to Division I-AA.
- June 6, 1983: At a special meeting of the Southern Conference in Myrtle Beach, S.C., the league formalizes women's varsity competition in basketball and volleyball beginning with the 1983-84 season. The executive committee also approves pilot women's championships in tennis and golf for 1983-84.
- Dec. 18-19, 1995: The conference announces that the College of Charleston, University of North Carolina at Greensboro and Wofford College have accepted invitations to join the league.
- July 1, 2003: Elon University officially joins the league. VMI departs to join the Big South.
- July 1, 2008: Samford University officially joins the league.
- July 1, 2014: East Tennessee State University, Mercer University and VMI join the league. Appalachian State, Davidson, Elon and Georgia Southern depart.

#SoConHoops

THE SOUTHERN CONFERENCE

Preparing student-athletes for life's challenges since 1921

Academics-Oriented

- The SoCon has consistently ranked in the NCAA's top 10 in the Academic Progress Rate (APR), the NCAA's best indicator of graduation rates.
- Nearly 50 percent of all SoCon student-athletes earn all-academic honors (3.0 GPA or better).

Community-Based

- Our student-athletes have a presence in the community and participate in many local charities, youth and educational initiatives.
- The SoCon and the Asheville-Buncombe Regional Sports Commission support a number of programs aimed at providing individuals and groups in the Western North Carolina area with assistance and allowing them to attend designated sessions of the Ingles SoCon Basketball Championships presented by General Shale Brick free of charge. Community initiatives at the basketball tournaments include: Education Days; the Downtown Dribble and KidsFest presented by Champion Credit Union; SoCon Morning/Afternoon Out; the Teddy Bear Toss; Hometown Heroes Night; and the Wounded Warrior Project.

Competitive Athletics

- SoCon teams are highly competitive regionally and nationally.
- In the past 10 years, football, volleyball, baseball, men's soccer and men's golf have all earned at-large team selections to NCAA postseason tournaments in addition to the league's automatic berths.
- SoCon teams have won eight FCS football titles, second-most in NCAA history.

Diversity

- This is a conference that takes great pride in the diversity of its institutions.
- The SoCon consists of 10 members in six states, including four private institutions and six state institutions, two of which are military colleges.

Geographic Integrity

- The SoCon believes in the value of a geographic footprint that minimizes missed class time and maximizes fan travel to away contests.
- The league extends across six contiguous states but still has a footprint that permits bus trips from one end of the conference to the other.

History & Tradition

- The SoCon is the fifth-oldest Division I conference in America.
- Great coaches and athletes from different eras have competed in the Southern Conference, from Bear Bryant to Lou Holtz, from Sam Huff to Terrell Owens, from Jerry West to Stephen Curry.

Sportsmanship

- For more than 30 years, the SoCon has presented an annual award to the program that displays the finest level of sportsmanship in the conference as voted upon by its peers.

Student-Athlete Experience

- SoCon championships are conducted in a way to provide a memorable and positive experience for all participants.
- Scheduling decisions and tournament bracket formats determined by administrators and coaches consistent-factor in the effect on the individual student-athlete and avoidance of missed class time.



SOCON HALL OF FAME

Southern Conference Hall of Fame Inductees

Class of 2009

Name	School	Sport(s)	Years
Megan Dunigan	Furman	Tennis	1999-02
Dick Groat	Duke	Basketball, Baseball	1949-52
Sam Huff	West Virginia	Football	1952-55
Charlie "Choo Choo" Justice	North Carolina	Football	1946-49
Melissa Morrison Howard	Appalachian State	Track & Field	1989-93
Arnold Palmer	Wake Forest	Golf	1948-50, 53-54
Adrian Peterson	Georgia Southern	Football	1998-01
Frank Selvy	Furman	Basketball	1951-54
Jerry West	West Virginia	Basketball	1956-60
Valorie Whiteside	Appalachian State	Basketball	1984-88

Class of 2010

Everett Case	North Carolina State	Basketball	1946-64
Mary Jayne (Harrelson) Reeves	Appalachian State	Cross Country, Track & Field	1996-2001
Fred Hetzel	Davidson	Basketball	1962-65
"Hot" Rod Hundley	West Virginia	Basketball	1954-57
Banks McFadden	Clemson	Football, Basketball, Track	1937-40
Wallace Wade	Alabama, Duke, SoCon	Football, Administration	1923-60
*J. Dallas Shirley	SoCon	Officiating, Administration	1967-88

Class of 2011

Dexter Coakley	Appalachian State	Football	1993-96
Lefty Driesell	Davidson	Basketball	1960-69
Regina Kirk	Chattanooga	Basketball	1985-88
Robert Neyland	Tennessee	Football	1926-52
Vic Seixas	North Carolina	Tennis	1947-49
Shannon Wommack	Chattanooga	Cross Country, Track & Field	2001-06

Class of 2012

Angie Barker	ETSU	Track & Field	1987-89
Percy Beard	Auburn	Track & Field	1926-29
*Jim Burch	SoCon	Officiating, Administration	1967-2011
Dick Modzelewski	Maryland	Football	1949-52
Paul Scarpa	Furman	Tennis	1967-2011

Class of 2014

Rushia Brown	Furman	Women's Basketball	1990-94
Eddie Cameron	Duke	Men's Basketball, Football	1929-45
Clint Dempsey	Furman	Men's Soccer	2001-03
Jerry Moore	Appalachian State	Football	1989-2012
Charlie Teague	Wake Forest	Baseball	1947-50

Class of 2016

Stephen Curry	Davidson	Men's Basketball	2006-09
Armani Edwards	Appalachian State	Football	2006-09
Brad Faxon	Furman	Men's Golf	1979-83
Keith "Mister" Jennings	ETSU	Men's Basketball	1987-91
Karen Pelphrey	Marshall	Women's Basketball	1983-86

Class of 2018

Mike Ayers	ETSU/Wofford	Football	1985-2017
Ron Carter	VMI	Men's Basketball	1975-78
Susan Gardner Mayhorn	Western Carolina	Women's Track & Field/Cross Country	1989-93
Chal Port	The Citadel	Baseball	1965-91
*Les Robinson	The Citadel/ETSU	Men's Basketball/Administration	1974-90, 2000-08
Debbie Southern	Furman	Women's Tennis	1985-2015

Class of 2020

Lynne Agee	UNCG	Women's Basketball	1981-2011
Eric Breitenstein	Wofford	Football	2008-12
Terrell Owens	Chattanooga	Football/Men's Basketball/Men's Track & Field	1992-95
Rod Thorn	West Virginia	Men's Basketball/Baseball	1960-63
Wayne Tolleson	Western Carolina	Baseball/Football	1974-78

* - Special contributor

#SoConHoops

SOCON HALL OF FAME




The Inaugural Southern Conference Hall of Fame class at the induction ceremony, May 4, 2009: (from left to right) Sam Huff, Megan Dunigan, Valorie Whiteside, Melissa Morrison Howard, Frank Selvy, Barbara Crews (daughter of the late Charlie Justice), Dick Groat, Adrian Peterson and Jerry West. Not pictured: Arnold Palmer.



Wake Forest golf great Arnold Palmer (left) was a member of the inaugural class in 2009.



Davidson's Fred Hetzel (left) received his Hall of Fame plaque from SoCon Commissioner John Iamarino in Hilton Head Island, S.C., on June 1, 2010. Wimbledon and U.S. Open tennis champion Vic Seixas of North Carolina (right) was inducted in 2011.



Furman's Paul Scarpa; ETSU's Angie Barker; SoCon Commissioner John Iamarino, who accepted the honor on behalf of Maryland's Dick Modzelewski; special contributor Jim Burch; and Pat Beard, son of posthumous inductee Percy Beard of Auburn, at the 2012 induction ceremony.



Appalachian State's Jerry Moore (second from left) and Furman's Rushia Brown (far right) were among the five honored in the 2014 class. Duke's Eddie Cameron, whose family accepted the award on his behalf (center), and Wake Forest's Charlie Teague were honored posthumously. Furman's Clint Dempsey was unable to attend the ceremony.

SOCONSPORTS.COM



SOUTHERN CONFERENCE STAFF



JIM SCHAUS COMMISSIONER

Jim Schaus is in his third year at the helm of the Southern Conference in 2021-22. He began his tenure as the ninth commissioner in league history on July 1, 2019.

In his first year in the role, Schaus spearheaded the creation of a new long-term strategic plan for the league and led the effort to partner with JMI Sports to serve as the SoCon's official multimedia rights holder.

Schaus also negotiated the SoCon's entry into the Southeastern Conference's officiating consortiums for both men's basketball and football, moves that allow the member conferences to collaborate on all officiating matters related to recruitment, education and training, scheduling and evaluation of officials.

Also aimed at enhancing the league's men's basketball success, Schaus implemented a new right-size scheduling model designed to bolster the top teams' national profiles and put them in position for better seeding and potential at-large bids into the NCAA tournament.

In addition, Schaus shepherded the league through its response to the COVID-19 pandemic and ensuing sport season cancelations and cost-cutting measures.

In year two of Schaus's tenure, the league began its year-long celebration of its 100th season of competition. It also successfully navigated the COVID pandemic, as every season was completed.

Also in his second year at the helm, Schaus signed historic television contracts with ESPN and CBS Sports, guaranteeing the most linear national coverage the SoCon has ever enjoyed over the next five years. Schaus also successfully negotiated a contract extension to keep the league's basketball tournaments in Asheville, North Carolina, through 2026.

The league continued to flourish on the national landscape in the second year of the Schaus era, with the SoCon finishing ninth in the RPI and 10th in the NET rankings in men's basketball. The SoCon had a pair of football squads finish in the top 25, marking the 38th time in 39 years that multiple league schools finished the season nationally ranked.

A point of pride for Schaus and the league continues to be the SoCon Academic Exchange, a cooperative educational program designed to provide collaborative learning activities and opportunities to benefit students, faculty and staff of the member institutions. Plans are in place for the SAE's inaugural entrepreneurship competition in February 2022, which will join the SoCon Undergraduate Research Forum (SURF) and faculty workshops among the SoCon Academic Exchange's program offerings.

Schaus came to the SoCon after an 11-year run as the director of athletics at Ohio University, where he led the Bobcats to unprecedented levels of success in athletics and academics.



Under Schaus's leadership, Ohio University's football program was bowl eligible in all 11 years, the most in the Mid-American Conference, and participated in 10 bowls in that time. The Bobcats' men's basketball team made a run to the Sweet Sixteen in 2012 and their women's basketball program won three MAC East Division titles in his last five seasons. Ohio University's volleyball team won seven MAC Championships and appeared in five NCAA Regionals during Schaus's tenure, while the baseball and softball teams earned two MAC titles apiece.

In the classroom, Ohio University boasted an impressive graduation rate of 88 percent, and the athletic department's federal graduation rate regularly exceeded that of the general student population. Bobcat student-athletes posted a cumulative grade point average of at least 3.1 in all 11 years of Schaus's tenure.

Prior to his tenure at Ohio University, Schaus served as the athletic director at Wichita State from 1999-2008, where he was named the Division I Central Region AstroTurf AD of the Year in 2007.

With more than 30 years of experience in athletics administration, Schaus has also had stops at Oregon, Cincinnati, Texas-El Paso and Northern Illinois. He also has experience in the NFL, having worked as an intern for the New England Patriots and as the director of marketing for the Washington Redskins, and served as a publicity assistant for the PGA Tour.


Schaus has a familial connection to the Southern Conference, as his father, former Los Angeles Lakers coach Fred Schaus, was the men's basketball coach at West Virginia from 1954-60, earning SoCon Coach of the Year honors four times in that six-year span and still ranking in the top 20 in career wins by a league coach.

Jim Schaus earned his bachelor's degree from Purdue in 1983 and a master's in athletics administration from West Virginia University, where he has been honored as a distinguished alumnus.

Schaus and his wife, Priscilla, have three grown children: Kevin, Diane and Laura.

#SoConHoops

SOUTHERN CONFERENCE COMMISSIONERS



Wallace Wade
1951-60



Lloyd Jordan
1960-73



Ken Germann
1974-86



Dave Hart Sr.
1986-91



Wright Waters
1991-98



Alfred White
1998-2001



Danny Morrison
2001-05



John Iamarino
2006-19

Schaus At-A-Glance

HOMETOWN:

West Lafayette, Ind.

EDUCATION:

B.A., Purdue, 1983

M.S., West Virginia, 1987

EXPERIENCE:

Publicity Assistant, PGA, 1983

Director of Marketing, Washington Redskins, 1983-86

Radio-TV Marketing Assistant, West Virginia, 1986-87

Assistant AD, University of Oregon, 1987-91

Host Creative Communications, 1991-92

Associate AD, Northern Illinois University, 1992-94

Senior Associate AD, University of Cincinnati, 1994-97

Senior Associate AD, University of Texas at El Paso, 1998-99

Director of Athletics, Wichita State University, 1999-08

Director of Athletics, Ohio University, 2008-19

Commissioner, Southern Conference, 2019-present

SOUTHERN CONFERENCE STAFF



Geoff Cabe
Senior Associate
Commissioner



Sue Arakas
Associate
Commissioner



Doug King
Associate Commissioner
for Compliance



Jason Yaman
Associate
Commissioner



Sean Diminick
Assistant Commissioner
for Championships



Phil Perry
Assistant Commissioner
for Media Relations



Paul Lollis
Assistant Commissioner
for Video Productions



Jasmine Washington
Director of
Creative Services



Hannah Bradley
Assistant Director
of Media Relations



Laura Granger
Executive Assistant
to the Commissioner



Cliff Conway
Championships
Assistant



Lanie Angel
Media Relations
Assistant

SOCONSPO RTS.COM

SOUTHERN CONFERENCE STAFF DIRECTORY

702 N. Pine St.; Spartanburg, SC 29303
Administrative FAX 864-591-4282

Office phone 864-591-5100
Media relations FAX 864-591-3448

Position	Name	Email	Extension
Commissioner	Jim Schaus	jschaus@socon.org	
Senior Associate Commissioner	Geoff Cabe	gcabe@socon.org	205
Associate Commissioner	Sue Arakas	sarakas@socon.org	204
Associate Commissioner for Compliance	Doug King	dking@socon.org	203
Associate Commissioner	Jason Yaman	jyaman@socon.org	209
Assistant Commissioner for Championships	Sean Diminick	sdiminick@socon.org	207
Assistant Commissioner for Media Relations	Phil Perry	pperry@socon.org	201
Assistant Commissioner for Video Productions	Paul Lollis	plollis@socon.org	202
Director of Creative Services	Jasmine Washington	jwashington@socon.org	208
Assistant Director of Media Relations	Hannah Bradley	hbradley@socon.org	213
Executive Assistant to the Commissioner	Laura Granger	lgranger@socon.org	200
Championships Assistant	Cliff Conway	cconway@socon.org	210
Media Relations Assistant	Lanie Angel	langel@socon.org	214



MEDIA RELATIONS



Southern Conference
702 N. Pine Street
Spartanburg, S.C. 29303
www.SoConSports.com

Press releases

The Southern Conference utilizes email and the league's website (www.SoConSports.com) to distribute information, press releases, notes and statistics. If you wish to be added to the distribution list, please contact a member of the media relations staff.

ESPN

In the fall of 2020, the Southern Conference reached a new six-year agreement with ESPN and ESPN+ through the 2025-26 academic year that features even more conference games across ESPN networks, as well as an increased presence across ESPN Digital platforms. As part of the new pact, there is an increase in SoCon men's basketball regular-season home telecasts that will air on an ESPN network each year, as well as an expanded men's basketball tournament broadcast schedule that will include both the semifinals and championship game over the six years. All other live digital events produced by the SoCon – including football and men's basketball – will stream on either ESPN+ or ESPN3. In all, an estimated 4,200 SoCon events will be available on ESPN Digital platforms throughout the six-year agreement.

SoCon Players of the Week

The Southern Conference selects players of the week throughout the season. The honorees will be announced on Tuesdays and will be available on the conference's website (www.SoConSports.com) or by contacting the conference office.

Postseason awards

Following the conclusion of the regular season, voting is conducted on the all-conference teams by both the league's coaches and members of the Southern Conference Sports Media Association (SCSMA). The coaches select a first and second team and an all-defensive team, each of which includes five players. The media selects a first, second and third team of five players each. Both groups select a Player of the Year, Freshman of the Year, Coach of the Year and an all-freshman team, while the coaches also tab a Defensive Player of the Year.

Southern Conference Media Relations Staff



Phil Perry
Asst. Commissioner for Media Relations
Office: 864-591-5100
Cell: 864-525-5174
Fax: 864-591-3448
pperry@socon.org

Responsibilities:

Administration, Academic Awards, Website, Football, Men's Basketball, Men's and Women's Indoor and Outdoor Track and Field and Men's Lacrosse



Hannah Bradley
Assistant Director of Media Relations
Office: 864-591-5100
Cell: 803-221-8887
Fax: 864-591-3448
hbradley@socon.org

Responsibilities:

Women's Soccer, Volleyball, Women's Basketball, Men's and Women's Tennis, Softball



Lanie Angel
Media Relations Assistant
Office: 864-591-5100
Cell: 404-539-3698
Fax: 864-591-3448
langel@socon.org

MR contact for:

Men's Soccer, Men's and Women's Cross Country, Rifle, Wrestling, Baseball and Men's Golf



Jasmine Washington
Director of Creative Services
Office: 864-591-5100
Cell: 571-449-1677
Fax: 864-591-3448
jwashington@socon.org

MR contact for:

Women's Golf

Southern Conference on the Web

Visit the Southern Conference's official website at www.SoConSports.com. Information related to women's basketball and the conference's other 20 sports can be found on the site, including up-to-date statistics, standings, weekly releases and game recaps. Video streaming of select championships and regular-season contests is also available.

Southern Conference Sports Media Association (SCSMA)

The Southern Conference Sports Media Association (SCSMA) is an independent organization of conference sportswriters, sportscasters and media relations staff who further the institutions that comprise the Southern Conference. The organization annually selects and recognizes all-conference football, men's and women's basketball and baseball teams as well as coach of the year, player of the year and freshman of the year for each sport. The organization also works toward the best interests of its members to increase knowledge and prestige of the league.

SoCon Women's Basketball Media Relations Directory

School	Website	Media Relations	Email	Office Phone	Press Row Phone
ETSU	ETSUBucs.com	Kevin Brown	brownk@mail.etsu.edu	423-439-5263	616-755-4840
Furman	FurmanPaladins.com	Hunter Reid	hunter.reid@furman.edu	864-294-2061	864-294-3620
Mercer	MercerBears.com	Will Vaught	vaught_ww@mercer.edu	478-301-5209	404-915-1385
UNCG	UNCGSpartans.com	Jesika Moore	j_moore7@uncg.edu	813-465-2205	336-334-3270
Samford	SamfordSports.com	Matt Jones	mjones27@samford.edu	205-726-4350	205-726-2377
Chattanooga	GoMocs.com	Anne Wehunt	anne-wehunt@utc.edu	423-425-4618	423-756-5476
Western Carolina	CatamountSports.com	Denise Gideon	dgideon@email.wcu.edu	828-227-2336	828-227-2129
Wofford	WoffordTerriers.com	Wyatt Streett	streettwd@wofford.edu	864-597-4098	864-597-4487
Southern Conference	SoConSports.com	Hannah Bradley	hbradley@socon.org	864-591-5100	n/a

#SoConHoops



WHO'S GOT NXT?

THE NEXT EVOLUTION OF THE GAME IS HERE.
THE NEW WILSON EVO NXT BASKETBALL.

 @WILSONBASKETBALL



HEAD COACH SIMON HARRIS



Alma mater: NC State, 2008
Hometown:.....Pittsburgh, Pa.
Career record (years):.....0-0 (0)
School record (years):.....0-0 (0)
SoCon record (years):.....0-0 (0)
SoCon Championship record (appearances):.....0-0 (0)
NCAA appearances:.....0

Assistant coaches

Andria Crawford..... 1st season (Georgetown, 2012)
 Joe Silvestri 1st season (FIU, 2012)
 Jackie Alexander..... 1st season (Univ. of the Cumberlands, 2014)



CARLY HOOKS

Freshman • Guard

9.9 ppg, 2.6 rpg in 2020-21

2021-22 BUCS ROSTER

No.	Name	Pos.	Ht.	Class	Hometown/Last school
1	Carly Hooks	G	5-8	Fr.	Atlanta, Ga./Westlake
3	Jaila Roberts	G	5-6	So.	Pensacola, Fla./North Alabama
4	Meleah Kirtner	G/F	5-10	Fr.	Wytheville, Va./Wythe
5	Abby Carrington	G/F	5-10	Fr.	Westlake, Ohio/Westlake
10	Courtney Moore	G	5-7	Fr.	Gainesville, Fla./PK Yonge Developmental Research School
11	Aaliyah Vananda	G	5-8	Fr.	Maryville, Tenn./Maryville
13	Demi Burdick	F	6-2	Jr.	Marshall, Ill./UT Martin
14	Kaia Upton	G	5-6	Jr.	Nashville, Tenn./East Nashville Magnet
15	Jamir Huston	F	6-0	Jr.	Cleveland, Ohio/Miami (Fla.)
21	Amaya Adams	G	5-10	Jr.	Kansas City, Mo./Notre Dame de Sion
22	Damiah Griffin	F	6-0	Jr.	Memphis, Tenn./UT Martin
23	Sarah Thompson	G	5-7	Fr.	Gate City, Va./Gate City
24	Jakhya Davis	C	6-3	Fr.	Knoxville, Tenn./Bearden
32	Jada Ryce	G	5-6	Fr.	McDonough, Ga./The Galloway School
34	Mykia Dowdell	F	5-9	R-So.	Oak Ridge, Tenn./MTSU

2021-22 SCHEDULE

Date	Opponent	Time (ET)
November		
9	at Cleveland State	TBA
11	at Bowling Green	6 p.m.
14	CORNELL	2 p.m.
17	GEORGIA TECH	7 p.m.
23	at Presbyterian	6 p.m.
26	vs. Gardner-Webb [^]	4:30 p.m.
28	at Coastal Carolina [^]	2 p.m.
December		
1	at App State	5 p.m.
10	UNC ASHEVILLE	6 p.m.
13	at Wake Forest	11 a.m.
16	at Jacksonville State	7 p.m.
20	at Tennessee	6:30 p.m.
23	ST. BONAVENTURE	12 p.m.
January		
2	LYNCHBURG	2 p.m.
6	*at Mercer	TBA
8	*at Samford	3 p.m.
15	* CHATTANOOGA	TBA
20	* UNCG	TBA
22	* WESTERN CAROLINA	TBA
27	*at Furman	7 p.m.
29	*at Wofford	2 p.m.
February		
3	* SAMFORD	TBA
5	* MERCER	TBA
12	*at Chattanooga	TBA
17	*at Western Carolina	7 p.m.
19	*at UNCG	4 p.m.
24	* WOFFORD	TBA
26	* FURMAN	TBA
March		
3-6	SoCon Championship (Asheville, N.C.)	

[^] - Coastal Carolina Thanksgiving Classic (Conway, S.C.)
 * - conference game; All times Eastern

ETSU BUCS

Basic information

Location:Johnson City, Tenn.
 Founded:..... 1911
 Enrollment:.....13,800
 Nickname:.....Buccaneers
 Colors:.....Navy Blue and Old Gold
 President:.....Dr. Brian Noland
 Athletics director:.....Scott Carter

Team information

2020-21 record:.....4-16
 SoCon record:..... 1-10 (8th)
 Home:..... 2-6
 Away:..... 1-9
 Neutral:..... 1-1
 Letterwinners returning/lost:.....7/6
 Starters returning/lost:.....4/1
 Arena:.....Brooks Gym (2,476)
 Arena record (since 1979-80)
 312-204 (.605)

SoCon regular-season titles (1)
 1995

SoCon Championship titles (0)

NCAA appearances (3).....
 2008, 2009, 2010

Media relations

Kevin Brown
 brownk@etsu.edu
 Office: 423-439-5263
 Cell: 612-747-3877
 Press row: 616-755-4840
 ETSUBucs.com



Kevin Brown
Basketball SID

HARRIS YEAR-BY-YEAR

Year	School	Record	Pct.	SoCon	Pct.
2021-22	ETSU			First season	
Career (First season)		0-0	.000	0-0	.000



#SoConHoops

2020-21 STATISTICS

Overall statistics

Player	GP	GS	Min	Avg	FG	FGA	Pct	3FG	3FGA	Pct	FT	FTA	Pct	R-Off	R-Def	Reb	Avg	PF	FO	A	TO	Blk	Stl	Pts	Avg
Carly Hooks	19	14	476	25.1	72	202	.356	23	79	.291	21	34	.618	11	38	49	2.6	42	2	31	46	7	26	188	9.9
Jakhyia Davis	20	15	479	24.0	76	181	.420	10	33	.303	27	41	.659	42	92	134	6.7	38	0	16	36	24	16	189	9.5
Jasmine Sanders	17	11	364	21.4	49	150	.327	18	75	.240	33	41	.805	29	37	66	3.9	39	2	19	36	3	16	149	8.8
Mykia Dowdell	20	19	544	27.2	60	144	.417	18	60	.300	19	30	.633	41	63	104	5.2	40	0	23	50	4	29	157	7.9
E'Lease Stafford	20	5	391	19.6	39	157	.248	17	84	.202	26	39	.667	13	34	47	2.4	28	0	11	24	5	12	121	6.1
Kaia Upton	18	17	520	28.9	27	86	.314	0	9	.000	28	41	.683	16	41	57	3.2	32	1	53	48	1	35	82	4.6
Courtney Moore	8	2	110	13.8	9	37	.243	4	24	.167	13	19	.684	9	6	15	1.9	17	0	8	9	2	11	35	4.4
Amaya Adams	17	7	350	20.6	24	58	.414	3	10	.300	22	39	.564	14	34	48	2.8	27	0	17	32	3	18	73	4.3
Shynia Jackson	20	1	235	11.8	25	70	.357	4	19	.211	11	18	.611	12	32	44	2.2	28	0	5	27	3	4	65	3.3
Imani Williams	20	7	301	15.1	16	38	.421	1	2	.500	11	25	.440	25	34	59	3.0	41	1	22	20	10	18	44	2.2
Abby Carrington	12	0	76	6.3	7	21	.333	6	15	.400	5	8	.625	1	4	5	0.4	5	0	1	2	0	2	25	2.1
Ashawntae Brown	14	0	58	4.1	7	19	.368	0	0	.000	4	5	.800	6	5	11	0.8	11	0	1	3	5	0	18	1.3
Kelly Post	17	2	146	8.6	6	16	.375	4	11	.364	4	5	.800	2	17	19	1.1	5	0	7	13	0	6	20	1.2
TEAM														37	44	81	4.1	0			14			0	
Total	20				417	1179	.354	108	421	.257	224	345	.649	258	481	739	37.0	353	6	214	360	67	193	1166	58.3
Opponents	20				464	1155	.402	137	409	.335	264	372	.710	262	555	817	40.8	352	-	249	381	52	166	1329	66.4

Conference-only statistics

Player	GP	GS	Min	Avg	FG	FGA	Pct	3FG	3FGA	Pct	FT	FTA	Pct	R-Off	R-Def	Reb	Avg	PF	FO	A	TO	Blk	Stl	Pts	Avg
Carly Hooks	10	9	285	28.5	39	115	.339	15	45	.333	13	21	.619	6	23	29	2.9	26	2	16	29	4	18	106	10.6
Jasmine Sanders	10	6	218	21.8	27	81	.333	9	40	.225	25	29	.862	17	23	40	4.0	23	2	12	27	2	12	88	8.8
Jakhyia Davis	11	7	262	23.8	38	100	.380	4	20	.200	10	16	.625	24	56	80	7.3	20	0	8	16	15	9	90	8.2
E'Lease Stafford	11	1	212	19.3	24	87	.276	12	52	.231	17	25	.680	4	20	24	2.2	16	0	5	8	3	7	77	7.0
Mykia Dowdell	11	10	297	27.0	27	76	.355	6	33	.182	9	11	.818	27	29	56	5.1	20	0	13	27	1	14	69	6.3
Courtney Moore	2	0	25	12.5	3	7	.429	1	4	.250	4	4	1.000	3	2	5	2.5	4	0	3	1	0	2	11	5.5
Kaia Upton	9	8	268	29.8	18	50	.360	0	8	.000	13	20	.650	8	20	28	3.1	16	1	27	24	0	13	49	5.4
Shynia Jackson	11	0	143	13.0	15	45	.333	2	13	.154	7	10	.700	8	16	24	2.2	12	0	2	9	2	1	39	3.5
Amaya Adams	8	5	158	19.8	9	25	.360	2	5	.400	8	15	.533	6	14	20	2.5	11	0	10	13	2	7	28	3.5
Abby Carrington	4	0	29	7.3	4	9	.444	4	8	.500	1	2	.500	0	3	3	0.8	4	0	0	0	0	0	13	3.3
Imani Williams	11	7	220	20.0	9	23	.391	1	2	.500	8	16	.500	18	18	36	3.3	32	1	18	13	9	12	27	2.5
Kelly Post	9	2	97	10.8	5	12	.417	3	7	.429	4	5	.800	1	11	12	1.3	4	0	5	10	0	4	17	1.9
Ashawntae Brown	8	0	36	4.5	3	12	.250	0	0	.000	4	5	.800	4	3	7	0.9	7	0	0	2	3	0	10	1.3
TEAM														17	13	30	2.7	0			7			0	
Total	11				221	642	.344	59	237	.249	123	179	.687	143	251	394	35.8	195	6	119	186	41	99	624	56.7
Opponents	11				252	594	.424	71	199	.357	152	209	.727	117	303	420	38.2	175	-	148	194	25	82	727	66.1



KAIA UPTON
 Junior • Guard
 4.6 ppg, 3.2 rpg in 2020-21

2020-21 RESULTS

(4-16 overall, 1-10 SoCon; 8th)

Date	Opponent	Result	Score
Nov. 28	at Longwood	W	62-56
Dec. 1	at Tennessee	L	67-50
Dec. 8	at Vanderbilt	L	81-61
Dec. 12	PRESBYTERIAN	L	68-38
Dec. 18	at Davidson	L	70-64
Dec. 20	APP STATE	L	69-66
Dec. 31	NEWBERRY	W	69-55
Jan. 9	*at Chattanooga	L	66-51
Jan. 14	*at Wofford	L	75-49
Jan. 16	*at Wofford	LO2	79-78
Jan. 22	*UNCG	L	56-53
Jan. 24	*UNCG	W	58-48
Feb. 5	*at Furman	L	68-56
Feb. 7	*at Furman	L	55-46
Feb. 20	*at Samford	L	77-58
Feb. 23	*WESTERN CAROLINA	L	62-48
Feb. 25	*CHATTANOOGA	L	65-54
Feb. 27	*MERCER	L	76-73
March 4	vs. Samford (SC)	W	68-61
March 5	vs. Wofford (SC)	L	75-64

* - Southern Conference game
 (SC) - Southern Conference Championship (Asheville, N.C.)



HEAD COACH JACKIE CARSON



Alma mater:Furman, 2000
Hometown:.....Woodbridge, Va.
Career record (years):..... 174-164 (11)
School record (years):..... Same
SoCon record (years):..... 91-85 (11)
SoCon Championship record (appearances):.....7-11 (11)
NCAA appearances:.....0

Assistant coaches

Pierre Curtis9th season (James Madison, 2010)
 Ashley Johnson 1st season (LSU, 2008)
 Amber Reeves..... 1st season (UNCW, 2017)



TATE WALTERS

Sophomore • Guard
9.3 ppg, 3.8 rpg in 2020-21

2021-22 PALADINS ROSTER

No.	Name	Pos.	Ht.	Class	Hometown/Last school
1	Evie DePetro	G	5-9	So.	Knoxville, Tenn./Carter
2	Janay Outten	G	5-6	Fr.	Fort Myers, Fla./Fort Myers
3	Jada Session	F	6-1	Fr.	Locust Grove, Ga./Luella
4	Tate Walters	G	5-9	So.	Buford, Ga./Buford
5	Jaeyden Hill-Mims	F	5-7	So.	Greenville, S.C./Greenville
10	Kennedy Grier	G	5-4	So.	Charlotte, N.C./Charlotte Country Day School
13	Paraskevi Koilia	G	5-8	So.	Athens, Greece/Moraitis
14	Grace van Rij	F	6-2	Sr.	Knoxville, Tenn./Bearden
15	Tierra Hodges	G/F	5-9	5th	Covington, Ga./Alcovy
21	Niveya Henley	G	6-0	Fr.	Seattle, Wash./Montverde (Fla.) Academy
23	Beatriz Mateo	G	5-4	Sr.	Madrid, Spain/SEK El Castillo
24	Greyson Boone	G	5-9	Sr.	Greenville, S.C./Wade Hampton
25	Aaliyah Irizarry-Perez	F	6-0	So.	Oviedo, Fla./The Masters Academy
35	Sydney James	G/F	6-0	So.	Ocala, Fla./West Port
42	Kate Johnson	F	6-3	Fr.	Canton, Ga./Cherokee
43	Katie Whitaker	F	6-5	Fr.	Rochester, N.Y./Our Lady of Mercy
45	Cyan Dyke	G/F	5-11	So.	Los Angeles, Calif./Bishop Montgomery

2021-22 SCHEDULE

Date	Opponent	Time (ET)
November		
12	PRESBYTERIAN	7 p.m.
15	at Georgia	7 p.m.
17	CONVERSE	7 p.m.
20	UNC ASHEVILLE	TBA
22	ERSKINE	7 p.m.
26	at Cal [^]	4 p.m.
27	vs. Ole Miss/San Diego State [^]	4/6 p.m.
December		
1	at Radford	7 p.m.
4	STETSON	2 p.m.
6	at Kennesaw State	TBA
12	at Georgia Tech	1 p.m.
16	at Charleston Southern	5:30 p.m.
20	at Hampton	7 p.m.
29	at South Carolina State	TBA
January		
1	SOUTHERN WESLEYAN	2 p.m.
6	*UNCG	7 p.m.
8	*WESTERN CAROLINA	TBA
13	*WOFFORD	7 p.m.
20	*at Mercer	TBA
22	*at Samford	3 p.m.
27	*ETSU	7 p.m.
29	*CHATTANOOGA	TBA
February		
3	*at Western Carolina	TBA
5	*at UNCG	4 p.m.
12	*at Wofford	2 p.m.
17	*SAMFORD	7 p.m.
19	*MERCER	TBA
24	*at Chattanooga	TBA
26	*at ETSU	TBA
March		
3-6	SoCon Championship (Asheville, N.C.)	

[^] - Cal Classic (Berkeley, Calif.)
 * - conference game; All times Eastern

FURMAN PALADINS

Basic information

Location: Greenville, S.C.
 Founded:..... 1826
 Enrollment:.....2,700
 Nickname:..... Paladins
 Colors:..... Purple and White
 President:.....Dr. Elizabeth Davis
 Athletics director:..... Jason Donnelly

Team information

2020-21 record:.....11-14
 SoCon record:..... 6-8 (T-5th)
 Home: 9-1
 Away: 1-12
 Neutral:..... 1-1
 Letterwinners returning/lost:..... 8/4
 Starters returning/lost:..... 3/2
 Arena:.....Timmons Arena (3,000)
 Arena record:.....202-97 (.676)

SoCon regular-season titles (4)

1990, 1992, 1993, 1997

SoCon Championship titles (2)

1995, 2000

NCAA appearances (2)

1995, 2000

Media relations

Hunter Reid
 hunter.reid@furman.edu
 Office: 864-294-2061
 Cell: 864-567-1663
 Press row: 864-294-3620
 FurmanPaladins.com



Hunter Reid
Basketball SID

CARSON YEAR-BY-YEAR

Year	School	Record	Pct.	SoCon	Pct.
2010-11	Furman	14-16	.467	10-10	.500
2011-12	Furman	15-16	.484	10-10	.500
2012-13	Furman	12-18	.400	8-12	.400
2013-14	Furman	18-13	.581	12-6	.667
2014-15	Furman	19-14	.576	7-7	.500
2015-16	Furman	15-16	.484	7-7	.500
2016-17	Furman	14-17	.452	7-7	.500
2017-18	Furman	18-14	.562	7-7	.500
2018-19	Furman	19-14	.576	9-5	.643
2019-20	Furman	19-12	.613	8-6	.571
2020-21	Furman	11-14	.440	6-8	.429
Career (11)		174-164	.515	91-85	.517





2020-21 STATISTICS

Overall statistics

Player	GP	GS	Min	Avg	FG	FGA	Pct	3FG	3FGA	Pct	FT	FTA	Pct	R-Off	R-Def	Reb	Avg	PF	FO	A	TO	Blk	Stl	Pts	Avg
Tierra Hodges	25	25	915	36.6	155	334	.464	28	79	.354	67	84	.798	64	195	259	10.4	63	1	37	81	3	32	405	16.2
Sydney James	23	4	647	28.1	72	215	.335	37	129	.287	39	56	.696	26	67	93	4.0	43	0	20	41	7	14	220	9.6
Tate Walters	21	20	663	31.6	70	231	.303	34	120	.283	21	37	.568	8	72	80	3.8	73	4	90	80	2	26	195	9.3
Celena Taborn	25	23	538	21.5	88	144	.611	2	7	.286	41	58	.707	51	56	107	4.3	64	2	16	40	20	7	219	8.8
Tyah Hunter	19	18	439	23.1	38	75	.507	1	2	.500	12	18	.667	13	31	44	2.3	12	0	38	47	5	15	89	4.7
Greyson Boone	25	16	572	22.9	39	106	.368	32	95	.337	6	10	.600	20	30	50	2.0	34	0	26	19	2	12	116	4.6
Grace van Rij	25	2	340	13.6	39	76	.513	1	4	.250	16	31	.516	23	30	53	2.1	33	0	7	14	8	8	95	3.8
Jarya Outten	6	6	132	22.0	6	17	.353	1	3	.333	7	10	.700	2	9	11	1.8	1	0	14	12	0	4	20	3.3
Maddie Griffon	12	0	122	10.2	8	28	.286	2	7	.286	10	24	.417	1	7	8	0.7	16	0	19	20	1	7	28	2.3
Paraskevi Koilia	11	11	257	23.4	10	25	.400	0	1	.000	4	12	.333	3	26	29	2.6	27	3	52	47	1	11	24	2.2
Aaliy Irizarry-Perez	15	0	95	6.3	10	38	.263	6	18	.333	1	2	.500	13	13	26	1.7	19	0	5	8	1	4	27	1.8
Evie DePetro	19	0	116	6.1	9	25	.360	6	18	.333	5	8	.625	4	7	11	0.6	4	0	5	12	0	5	29	1.5
Jaeyden Hill-Mims	8	0	32	4.0	5	6	.833	0	0	.000	2	7	.286	7	3	10	1.3	5	0	0	3	0	2	12	1.5
Natalie Wilson	15	0	65	4.3	3	11	.273	0	0	.000	4	6	.667	7	9	16	1.1	6	0	1	10	1	3	10	0.7
Kennedy Grier	6	0	70	11.7	0	18	.000	0	11	.000	4	4	1.000	1	5	6	1.0	8	0	6	6	0	2	4	0.7
Cyan Dyke	4	0	22	5.5	0	6	.000	0	0	.000	1	1	1.000	5	6	11	2.8	1	0	1	0	0	0	1	0.3
TEAM														56	52	108	4.3	0		23			0	0	
Total	25				552	1355	.407	150	494	.304	240	368	.652	304	618	922	36.9	409	10	337	463	51	152	1494	59.8
Opponents	25				572	1437	.398	138	448	.308	252	372	.677	302	548	850	34.0	412	-	300	378	79	225	1534	61.4

Conference-only statistics

Player	GP	GS	Min	Avg	FG	FGA	Pct	3FG	3FGA	Pct	FT	FTA	Pct	R-Off	R-Def	Reb	Avg	PF	FO	A	TO	Blk	Stl	Pts	Avg
Tierra Hodges	14	14	541	38.6	91	187	.487	14	43	.326	41	52	.788	38	100	138	9.9	38	1	26	52	3	21	237	16.9
Sydney James	14	2	422	30.1	47	137	.343	23	87	.264	23	34	.676	17	47	64	4.6	30	0	15	21	4	11	140	10.0
Celena Taborn	14	13	330	23.6	49	86	.570	1	3	.333	25	31	.806	29	28	57	4.1	37	2	14	23	13	3	124	8.9
Tate Walters	12	11	402	33.5	32	123	.260	17	69	.246	11	22	.500	3	44	47	3.9	42	1	65	45	1	15	92	7.7
Greyson Boone	14	12	407	29.1	25	65	.385	22	61	.361	2	4	.500	11	19	30	2.1	20	0	22	11	1	8	74	5.3
Tyah Hunter	14	14	316	22.6	27	53	.509	0	1	.000	7	12	.583	11	22	33	2.4	10	0	23	34	4	10	61	4.4
Paraskevi Koilia	2	2	40	20.0	3	4	.750	0	0	.000	2	2	1.000	0	1	1	0.5	6	1	2	5	0	1	8	4.0
Grace van Rij	14	1	179	12.8	19	41	.463	0	1	.000	5	9	.556	11	16	27	1.9	17	0	3	8	1	2	43	3.1
Maddie Griffon	5	0	68	13.6	5	20	.250	1	4	.250	3	8	.375	0	3	3	0.6	3	0	16	10	0	5	14	2.8
Cyan Dyke	1	0	2	2.0	0	0	.000	0	0	.000	1	1	1.000	2	0	2	2.0	0	0	0	0	0	0	1	1.0
Evie DePetro	10	0	47	4.7	3	10	.300	2	7	.286	1	2	.500	2	0	2	0.2	2	0	2	3	0	2	9	0.9
Aaliy Irizarry-Perez	8	0	38	4.8	2	20	.100	1	7	.143	0	0	.000	6	6	12	1.5	9	0	1	2	1	0	5	0.6
Jaeyden Hill-Mims	2	0	2	1.0	0	0	.000	0	0	.000	1	2	.500	0	1	1	0.5	0	0	0	0	0	1	1	0.5
Jarya Outten	1	1	0	0.0	0	0	.000	0	0	.000	0	0	.000	0	0	0	0.0	0	0	0	0	0	0	0	0.0
Kennedy Grier	1	0	22	22.0	0	2	.000	0	1	.000	0	0	.000	0	2	2	2.0	3	0	2	2	0	1	0	0.0
Natalie Wilson	4	0	9	2.3	0	1	.000	0	0	.000	0	0	.000	0	1	1	0.3	0	0	0	0	0	0	0	0.0
TEAM														32	32	64	4.6	0		12			0	0	
Total	14				303	749	.405	81	284	.285	122	179	.682	162	322	484	34.6	217	5	191	228	28	80	809	57.8
Opponents	14				312	780	.400	71	238	.298	143	204	.701	174	305	479	34.2	207	-	160	201	44	116	838	59.9



TIERRA HODGES

5th year • Guard/Forward
16.2 ppg, 10.4 rpg in 2020-21

2020-21 RESULTS

(11-14 overall, 6-8 SoCon; T-5th)

Date	Opponent	Result	Score
Nov. 25	at Clemson	L	83-43
Dec. 3	at Georgia Southern	W	73-58
Dec. 6	at Georgia State	L	78-59
Dec. 10	at Tennessee	L	90-53
Dec. 13	at Elon	L	72-64
Dec. 16	CONVERSE	W	81-28
Dec. 20	at Georgia	L	69-43
Jan. 3	QUEENS	W	67-53
Jan. 5	ERSKINE	W	73-44
Jan. 9	*at Wofford	L	61-54
Jan. 15	*CHATTANOOGA	L	68-56
Jan. 17	*CHATTANOOGA	W	52-46
Jan. 21	*at Mercer	L	69-66
Jan. 23	*at Mercer	L	71-57
Jan. 28	*at Samford	L	78-72
Jan. 30	*at Samford	L	82-55
Feb. 5	*ETSU	W	68-56
Feb. 7	*ETSU	W	55-46
Feb. 11	*at UNCG	L	62-56
Feb. 13	*at UNCG	L	58-50
Feb. 19	*WESTERN CAROLINA	W	54-45
Feb. 21	*WESTERN CAROLINA	W	56-44
Feb. 25	*WOFFORD	W	58-52
March 4	vs. Chattanooga (SC)	W	58-40
March 5	vs. Mercer (SC)	L	81-71

* - Southern Conference game
(SC) - Southern Conference Championship (Asheville, N.C.)



HEAD COACH SUSIE GARDNER



Alma mater:Georgia, 1986
Hometown:.....Mt. Juliet, Tenn.
Career record (years):.....372-295 (22)
School record (years):.....196-148 (11)
SoCon record (years):.....75-22 (7)
SoCon Championship record (appearances):.....15-4 (7)
NCAA appearances:.....6

Assistant coaches

David Lowery.....1st season (Mississippi State, 2000)
 Marqu'es Webb.....1st season (Vanderbilt, 2017)
 Ben Wierzba.....7th season (SIU Edwardsville, 1999)

2021-22 BEARS ROSTER

No.	Name	Pos.	Ht.	Class	Hometown/Last school
0	Kinley Fisher	G	5-7	Fr.	Greenwood, Ark./Greenwood
1	Amoria Neal-Tysor	G	5-6	Sr.	Sanford, N.C./Lee Senior
2	Sydneey Boykin	G	5-9	So.	Clarksville, Tenn./Clarksville Acad.
4	Endia Banks	G	5-9	Gr.	Duluth, Ga./Miami (Fla.)
5	Erin Houpt	G	5-6	Fr.	Danville, Ill./Danville
12	Erin Gutierrez	G	5-9	Sr.	Pembroke Pines, Fla./Tulane
13	Kassidy Jones	G	5-10	Fr.	Lakeland, Fla./Santa Fe Catholic
15	Nigeria Harkless	F	6-2	Fr.	Jacksonville, Fla./Ribault
20	Sierra Votaw	F	6-2	R-Sr.	Harrells, N.C./Eastern Florida State College
21	Shannon Titus	G/F	6-0	R-Sr.	Johns Creek, Ga./Northview
22	Eliza Snyder	G	5-10	So.	Alpharetta, Ga./Lakeview Academy
23	Ashlee Locke	F	6-3	Fr.	Flowery Branch, Ga./Flowery Branch
32	Jaron Dougherty	F	6-0	Sr.	Buford, Ga./Collins Hill
40	Lauren McNamara-Clement	F	6-2	R-Sr.	Raleigh, N.C./Campbell
44	Allie Thayne	F	6-2	Sr.	Pocatello, Idaho/Highland



JARON DOUGHERTY

Junior • Forward

15.8 ppg, 9.3 rpg in 2020-21

2021-22 SCHEDULE

Date	Opponent	Time (ET)
November		
9	WAKE FOREST	TBA
11	APP STATE	TBA
15	TROY	TBA
18	at Georgia	7 p.m.
21	at Gardner-Webb	2 p.m.
24	at Alabama	7 p.m.
26	at South Alabama	12 p.m.
29	KENNESAW STATE	TBA
December		
3	at Middle Tennessee	7 p.m.
5	at Tennessee State	TBA
12	UCF	TBA
19	UAB	TBA
21	BETHUNE-COOKMAN	TBA
28	UNCW	TBA
31	LAGRANGE	TBA
January		
6	*ETSU	TBA
8	*CHATTANOOGA	TBA
13	*at UNCG	7 p.m.
15	*at Western Carolina	5 p.m.
20	*FURMAN	TBA
22	*WOFFORD	TBA
29	*SAMFORD	TBA
February		
3	*at Chattanooga	TBA
5	*at ETSU	TBA
10	*WESTERN CAROLINA	TBA
12	*UNCG	TBA
17	*at Wofford	7 p.m.
19	*at Furman	TBA
26	*at Samford	3 p.m.
March		
3-6	SoCon Championship (Asheville, N.C.)	

* - conference game; All times Eastern

MERCER BEARS

Basic information

Location:Macon, Ga.
 Founded:.....1833
 Enrollment:.....9,000
 Nickname:.....Bears
 Colors:.....Orange and Black
 President:.....Dr. William D. Underwood
 Athletics director:.....Jim Cole

Team information

2020-21 record:.....19-7
 SoCon record:.....10-3 (2nd)
 Home:.....8-4
 Away:.....8-2
 Neutral:.....3-1
 Letterwinners returning/lost:.....7/6
 Starters returning/lost:.....4/1
 Arena:Hawkins Arena (3,500)
 Arena record:137-96 (.588)

SoCon regular-season titles (4)

2016, 2017, 2018, 2019

SoCon Championship titles (3)

2018, 2019, 2021

NCAA appearances (3)

2018, 2019, 2021

Media relations

Will Vaught
 vaught_wv@mercer.edu
 Office: 478-301-5209
 Cell: 912-257-6381
 Press row: 404-915-1385
 MercerBears.com



Will Vaught
Basketball SID

GARDNER YEAR-BY-YEAR

Year	School	Record	Pct.	SoCon	Pct.
1996-97	Austin Peay	17-11	.607	-	-
1997-98	Austin Peay	11-16	.407	-	-
1998-99	Austin Peay	6-21	.222	-	-
1999-00	Austin Peay	15-15	.500	-	-
2000-01	Austin Peay	17-14	.548	-	-
2001-02	Austin Peay	19-12	.613	-	-
2002-03	Austin Peay	27-4	.871	-	-
Austin Peay (7)		112-93	.546	-	-
2003-04	Arkansas	16-12	.571	-	-
2004-05	Arkansas	17-14	.548	-	-
2005-06	Arkansas	13-15	.464	-	-
2006-07	Arkansas	18-13	.581	-	-
Arkansas (4)		64-54	.542	-	-
2010-11	Mercer	2-27	.069	-	-
2011-12	Mercer	6-23	.209	-	-
2012-13	Mercer	20-12	.625	-	-
2013-14	Mercer	17-14	.548	-	-
2014-15	Mercer	20-15	.571	9-5	.643
2015-16	Mercer	24-9	.727	12-2	.857
2016-17	Mercer	25-7	.781	12-2	.857
2017-18	Mercer	30-3	.909	14-0	1.000
2018-19	Mercer	25-8	.758	14-0	1.000
2019-20	Mercer	8-23	.258	4-10	.286
2020-21	Mercer	19-7	.731	10-3	.769
Mercer (11)		196-148	.570	75-22	.798
Career (22)		372-295	.558	75-22	.798





2020-21 STATISTICS

Overall statistics

Player	GP	GS	Min	Avg	FG	FGA	Pct	3FG	3FGA	Pct	FT	FTA	Pct	R-Off	R-Def	Reb	Avg	PF	FO	A	TO	Blk	Stl	Pts	Avg
Amoria Neal-Tysor	24	21	684	28.5	156	363	.430	55	145	.379	37	48	.771	21	56	77	3.2	52	1	50	49	1	34	404	16.8
Jaron Dougherty	26	26	848	32.6	174	410	.424	8	26	.308	56	78	.718	72	170	242	9.3	62	0	26	43	20	38	412	15.8
Jada Lewis	26	24	772	29.7	126	314	.401	47	133	.353	71	82	.866	10	64	74	2.8	54	0	91	48	2	33	370	14.2
Shannon Titus	26	26	848	32.6	132	336	.393	2	9	.222	71	112	.634	78	108	186	7.2	66	2	73	42	41	73	337	13.0
Naomi Van Nes	17	10	173	10.2	20	40	.500	0	0	.000	4	9	.444	15	30	45	2.6	22	1	1	8	8	4	44	2.6
Allie Thayne	26	16	541	20.8	21	46	.457	0	0	.000	8	9	.889	68	52	120	4.6	32	0	8	11	6	11	50	1.9
Sierra Votaw	26	0	309	11.9	22	59	.373	0	1	.000	6	9	.667	15	32	47	1.8	43	1	12	9	14	5	50	1.9
Jill Harris	26	7	713	27.4	17	75	.227	3	22	.136	13	19	.684	7	30	37	1.4	44	1	88	39	5	17	50	1.9
Sydneey Boykin	23	0	196	8.5	11	29	.379	0	5	.000	9	13	.692	12	15	27	1.2	21	0	13	12	2	10	31	1.3
Eliza Snyder	6	0	64	10.7	2	14	.143	2	12	.167	0	0	.000	3	6	9	1.5	7	0	6	4	1	1	6	1.0
Kiana Barkhoff	18	0	117	6.5	8	12	.667	0	0	.000	0	1	.000	9	24	33	1.8	15	0	1	5	11	4	16	0.9
Emily Stradling	10	0	58	5.8	3	14	.214	1	5	.200	0	0	.000	3	0	3	0.3	2	0	3	4	0	1	7	0.7
Cierra Scott	1	0	3	3.0	0	1	.000	0	0	.000	0	0	.000	0	0	0	0.0	0	0	1	0	0	0	0	0.0
TEAM														41	46	87	3.3	0			12			0	
Total	26				692	1713	.404	118	358	.330	275	380	.724	354	633	987	38.0	420	6	373	286	111	231	1777	68.3
Opponents	26				558	1437	.388	105	393	.267	338	503	.672	328	707	1035	39.8	397	-	257	479	62	146	1559	60.0

Conference-only statistics

Player	GP	GS	Min	Avg	FG	FGA	Pct	3FG	3FGA	Pct	FT	FTA	Pct	R-Off	R-Def	Reb	Avg	PF	FO	A	TO	Blk	Stl	Pts	Avg
Jaron Dougherty	13	13	451	34.7	80	205	.390	6	14	.429	35	53	.660	42	78	120	9.2	31	0	13	19	12	15	201	15.5
Shannon Titus	13	13	448	34.5	76	183	.415	1	5	.200	47	72	.653	47	57	104	8.0	35	1	30	25	17	38	200	15.4
Amoria Neal-Tysor	11	8	287	26.1	66	150	.440	22	58	.379	11	20	.550	9	22	31	2.8	25	1	12	17	0	12	165	15.0
Jada Lewis	13	13	421	32.4	65	189	.344	24	79	.304	40	45	.889	4	37	41	3.2	21	0	52	22	1	15	194	14.9
Allie Thayne	13	12	337	25.9	14	30	.467	0	0	.000	5	5	1.000	42	32	74	5.7	15	0	3	6	2	5	33	2.5
Jill Harris	13	5	387	29.8	9	40	.225	0	4	.000	7	10	.700	6	17	23	1.8	27	1	39	15	2	7	25	1.9
Naomi Van Nes	8	1	52	6.5	6	14	.429	0	0	.000	0	2	.000	3	9	12	1.5	7	0	0	1	4	2	12	1.5
Sydneey Boykin	13	0	108	8.3	8	16	.500	0	0	.000	1	3	.333	7	7	14	1.1	13	0	6	7	2	6	17	1.3
Sierra Votaw	13	0	147	11.3	6	15	.400	0	0	.000	0	0	.000	5	12	17	1.3	16	0	7	5	4	1	12	0.9
Kiana Barkhoff	8	0	41	5.1	2	4	.500	0	0	.000	0	0	.000	4	8	12	1.5	5	0	0	1	2	0	4	0.5
Eliza Snyder	1	0	3	3.0	0	0	.000	0	0	.000	0	0	.000	1	0	1	1.0	0	0	1	0	0	0	0	0.0
Cierra Scott	1	0	3	3.0	0	1	.000	0	0	.000	0	0	.000	0	0	0	0.0	0	0	1	0	0	0	0	0.0
Emily Stradling	3	0	15	5.0	0	3	.000	0	0	.000	0	0	.000	1	0	1	0.3	2	0	0	2	0	0	0	0.0
TEAM														18	17	35	2.7	0			5			0	
Total	13				332	850	.391	53	160	.331	146	210	.695	189	296	485	37.3	197	3	163	126	46	101	863	66.4
Opponents	13				284	704	.403	59	199	.296	163	228	.715	153	352	505	38.8	194	-	134	225	41	68	790	60.8



SHANNON TITUS

Senior • Guard/Forward
13.0 ppg, 7.2 rpg in 2020-21

2020-21 RESULTS

(19-7 overall, 10-3 SoCon; 2nd)

Date	Opponent	Result	Score
Nov. 25	GEORGIA	L	83-64
Nov. 28	TENNESSEE STATE	W	81-61
Dec. 2	at Clemson	L	67-54
Dec. 5	COVENANT	W	78-25
Dec. 10	at UAB	W	71-68
Dec. 13	ALABAMA	L	61-78
Dec. 15	SOUTH CAROLINA STATE	W	77-27
Dec. 18	at Western Kentucky	W	71-54
Dec. 29	at UNC Wilmington	W	87-51
Jan. 9	*at Samford	L	78-69
Jan. 14	*at UNCG	W	53-43
Jan. 16	*at UNCG	W	73-58
Jan. 21	*FURMAN	WOT	69-66
Jan. 23	*FURMAN	W	71-57
Jan. 28	*CHATTANOOGA	W	50-42
Jan. 30	*CHATTANOOGA	L	69-60
Feb. 4	*at Western Carolina	WOT	69-62
Feb. 6	*at Western Carolina	W	71-47
Feb. 19	*WOFFORD	W	54-47
Feb. 21	*WOFFORD	WO2	83-74
Feb. 25	*SAMFORD	L	74-65
Feb. 27	*at ETSU	W	76-73
March 4	vs. Western Carolina (SC)	W	76-67
March 5	vs. Furman (SC)	W	81-71
March 7	vs. Wofford (SC)	W	60-38

* - Southern Conference game,
(SC) - Southern Conference Championship (Asheville, N.C.)

2020-21 STATISTICS

Overall statistics

Player	GP	GS	Min	Avg	FG	FGA	Pct	3FG	3FGA	Pct	FT	FTA	Pct	R-Off	R-Def	Reb	Avg	PF	FO	A	TO	Blk	Stl	Pts	Avg
Cece Crudup	24	24	762	31.8	108	336	.321	17	81	.210	51	68	.750	26	93	119	5.0	62	0	60	78	4	39	284	11.8
Pernilla Sorensen	17	13	497	29.2	45	114	.395	38	104	.365	4	7	.571	10	51	61	3.6	31	0	6	22	7	10	132	7.8
Tori Powell	18	17	579	32.2	46	159	.289	27	91	.297	14	21	.667	10	37	47	2.6	33	1	33	37	2	23	133	7.4
Khalis Cain	24	20	624	26.0	54	114	.474	0	0	.000	45	75	.600	77	118	195	8.1	49	2	7	35	36	18	153	6.4
Amber Redmond	23	17	558	24.3	50	125	.400	2	15	.133	31	50	.620	36	32	68	3.0	35	0	9	31	1	17	133	5.8
Jordan Releford	4	1	51	12.8	6	24	.250	1	8	.125	8	11	.727	1	2	3	0.8	8	0	2	3	0	1	21	5.3
Jaylynn Brown	17	0	206	12.1	33	93	.355	4	31	.129	11	17	.647	6	16	22	1.3	24	0	12	21	0	10	81	4.8
Jayla Johnson	22	14	527	24.0	29	95	.305	0	7	.000	34	48	.708	21	33	54	2.5	33	0	27	42	0	12	92	4.2
Chatori Tyler	13	1	155	11.9	12	48	.250	7	37	.189	1	2	.500	6	16	22	1.7	9	0	3	9	0	3	32	2.5
Lily Izundu	23	9	329	14.3	23	57	.404	1	1	1.000	8	17	.471	31	46	77	3.3	60	3	6	31	13	7	55	2.4
Excellanxt Greer	23	4	242	10.5	21	84	.250	10	43	.233	2	6	.333	2	21	23	1.0	6	0	10	14	1	9	54	2.3
Rhianna Council	22	0	270	12.3	11	50	.220	4	23	.174	13	18	.722	27	24	51	2.3	22	0	8	17	1	7	39	1.8
TEAM														49	48	97	4.0	0			35			0	
Total	24				438	1299	.337	111	441	.252	222	340	.653	302	537	839	35.0	372	6	183	375	65	156	1209	50.4
Opponents	24				513	1353	.379	115	453	.254	228	323	.706	341	597	938	39.1	362	-	295	359	88	173	1369	57.0

Conference-only statistics

Player	GP	GS	Min	Avg	FG	FGA	Pct	3FG	3FGA	Pct	FT	FTA	Pct	R-Off	R-Def	Reb	Avg	PF	FO	A	TO	Blk	Stl	Pts	Avg
Cece Crudup	14	14	455	32.5	70	196	.357	10	41	.244	30	40	.750	13	51	64	4.6	34	0	36	48	4	26	180	12.9
Pernilla Sorensen	10	6	281	28.1	29	65	.446	23	58	.397	0	3	.000	3	33	36	3.6	15	0	4	12	5	8	81	8.1
Khalis Cain	14	14	426	30.4	36	82	.439	0	0	.000	41	64	.641	64	81	145	10.4	31	2	5	23	30	12	113	8.1
Jaylynn Brown	8	0	148	18.5	24	67	.358	4	19	.211	9	15	.600	4	12	16	2.0	17	0	8	15	0	9	61	7.6
Tori Powell	9	9	287	31.9	19	75	.253	13	46	.283	8	11	.727	5	16	21	2.3	21	1	12	18	1	10	59	6.6
Amber Redmond	14	8	312	22.3	27	71	.380	1	10	.100	22	34	.647	20	16	36	2.6	20	0	5	16	0	7	77	5.5
Jayla Johnson	14	13	384	27.4	23	67	.343	0	5	.000	28	40	.700	18	22	40	2.9	26	0	15	27	0	10	74	5.3
Excellanxt Greer	13	3	134	10.3	11	47	.234	5	27	.185	0	0	.000	2	11	13	1.0	5	0	5	7	1	4	27	2.1
Rhianna Council	14	0	190	13.6	8	35	.229	3	14	.214	6	8	.750	17	15	32	2.3	14	0	8	13	1	4	25	1.8
Lily Izundu	13	3	154	11.8	10	23	.435	0	0	.000	3	6	.500	13	24	37	2.8	32	1	3	19	8	2	23	1.8
Chatori Tyler	6	0	29	4.8	0	7	.000	0	6	.000	0	0	.000	0	4	4	0.7	4	0	0	0	0	0	0	0.0
TEAM														25	29	54	3.9	0			22			0	
Total	14				257	735	.350	59	226	.261	147	221	.665	184	314	498	35.6	219	4	101	220	50	92	720	51.4
Opponents	14				282	768	.367	58	249	.233	149	204	.730	199	322	521	37.2	224	-	161	212	47	98	771	55.1



CECE CRUDUP

Graduate • Guard

11.8 ppg, 5.0 rpg in 2020-21

2020-21 RESULTS

(8-16 overall, 6-8 SoCon; T-5th)

Date	Opponent	Result	Score
Nov. 28	at North Carolina	L	96-35
Dec. 1	CAMPBELL	L	42-38
Dec. 4	BELMONT ABBEY	L	63-60
Dec. 7	N.C. WESLEYAN	L	52-37
Dec. 11	at UNC Wilmington	L	60-55
Dec. 14	NORTH CAROLINA A&T	W	49-46
Dec. 18	at Elon	L	58-40
Dec. 20	at Tennessee	L	66-40
Jan. 3	CONVERSE	W	69-37
Jan. 10	*WESTERN CAROLINA	L	49-42
Jan. 14	*MERCER	L	53-43
Jan. 16	*MERCER	L	73-58
Jan. 22	*at ETSU	W	56-53
Jan. 24	*at ETSU	L	58-48
Jan. 28	*WOFFORD	W	55-51
Jan. 30	*WOFFORD	L	63-59
Feb. 4	*at Samford	L	59-74
Feb. 6	*at Samford	L	70-44
Feb. 11	*FURMAN	W	62-56
Feb. 13	*FURMAN	W	58-50
Feb. 19	*at Chattanooga	L	57-41
Feb. 21	*at Chattanooga	W	58-50
Feb. 26	*at Western Carolina	W	54-42
March 4	vs. Wofford (SC)	L	78-66

* - Southern Conference game;
(SC) - Southern Conference Championship (Asheville, N.C.)



SAMFORD

HEAD COACH CARLEY KUHNS



Alma mater: Valdosta State, 2008
Hometown:..... Lilburn, Georgia
Career record (years):.....98-53 (5)
School record (years):.....32-25 (2)
SoCon record (years):..... 21-6 (2)
SoCon Championship record (appearances):.....3-1 (2)
NCAA appearances:.....0

*qualified for the 2020 NCAA tournament that was not contested.

Assistant coaches

Jon Bollier..... 4th season (Piedmont College, 2009)
 Sally Higgins..... 6th season (West Texas A&M, 2014)
 Chandler Merckerson..... 3rd season (North Florida, 2014)



NATALIE ARMSTRONG

Senior • Center

12.7 ppg, 6.3 rpg in 2020-21

2021-22 BULLDOGS ROSTER

No.	Name	Pos.	Ht.	Class	Hometown/Last school
2	Kaylee Sticker	G	5-11	So.	Dawsonville, Ga./Clemson
3	Shauntai Battle	G/F	5-9	Sr.	Mobile, Ala./McGill-Toolen Catholic
4	Audra Leipold	G	5-8	R-So.	Seffner, Fla./Seffner Christian
5	Carly Heidger	G	6-3	Fr.	Dacula, Ga./Hebron Christian
11	Andrea Cournoyer	G	5-4	Jr.	Merryville, La./Louisiana-Lafayette
12	Mallory Hampton	G	5-4	Fr.	Evansville, Tenn./Rhea County
14	Annie Ramil	F	6-0	Jr.	Binghamton, N.Y./Binghamton
15	Jaden Langford	G	5-8	Fr.	Madison, Ala./Madison Academy
21	Nicole Azar	G	5-11	Fr.	Atlanta, Ga./Hebron Christian
22	Sanaa Redmond	G	5-6	Fr.	Philadelphia, Penn./The Shipley School
23	Kathleen Wheeler	F	5-10	R-Fr.	Priceville, Ala./Priceville
24	Olivia Ramil	F	6-2	Sr.	Binghamton, N.Y./St. Joseph's
25	Mattie Hatcher	G	5-4	Fr.	Little Rock, Ark./Arkansas State
32	Kiersten Nelson	F	6-1	Fr.	New Orleans, La./Ursuline Academy
35	Sussy Ngulefac	C	6-3	Fr.	Lilburn, Ga./Parkview
44	Emily Bowman	C	6-5	Fr.	Huntsville, Ala./Vanderbilt
45	Natalie Armstrong	C	6-2	Sr.	Norcross, Ga./Wesleyan

2021-22 SCHEDULE

Date	Opponent	Time (CT)
November		
11	at Iowa	6 p.m.
14	MONTEVALLO	2 p.m.
17	JACKSONVILLE STATE	6 p.m.
20	at Southern Mississippi	2 p.m.
22	at Colorado	7 p.m.
26	at Northern Colorado	3 p.m.
December		
1	at Troy	6 p.m.
4	MURRAY STATE	2 p.m.
6	TALLADEGA	6 p.m.
9	ALABAMA A&M	6 p.m.
12	UAB	2 p.m.
17	at Ole Miss	6:30 p.m.
21	at Tennessee Tech	6 p.m.
27	at LSU	6 p.m.
29	KENNESAW STATE	6 p.m.
January		
6	* CHATTANOOGA	6 p.m.
8	* ETSU	2 p.m.
13	*at Western Carolina	6 p.m.
15	*at UNCG	3 p.m.
20	* WOFFORD	6 p.m.
22	* FURMAN	2 p.m.
29	*at Mercer	TBA
February		
3	*at ETSU	TBA
5	*at Chattanooga	TBA
10	* UNCG	6 p.m.
12	* WESTERN CAROLINA	2 p.m.
17	*at Furman	6 p.m.
19	*at Wofford	1 p.m.
26	* MERCER	2 p.m.
March		
3-6	SoCon Championship (Asheville, N.C.)	

* conference game; All times Eastern

KUHNS YEAR-BY-YEAR

Year	School	Record	Pct.	SoCon	Pct.
2016-17	Valdosta State	22-10	.688	-	-
2017-18	Valdosta State	23-9	.719	-	-
2018-19	Valdosta State	21-10	.667	-	-
Valdosta State (3)		66-29	.695	-	-
2019-20	Samford	18-14	.562	10-4	.714
2020-21	Samford	14-11	.560	11-2	.846
Samford (2)		32-25	.561	21-6	.777
Career (5)		98-54	.645	21-6	.777

SAMFORD BULLDOGS

Basic information

Location:.....Birmingham, Ala.
 Founded:.....1841
 Enrollment:.....5,624
 Nickname:.....Bulldogs
 Colors:.....Red and Blue
 President:.....Dr. Beck Taylor
 Athletics director:.....Martin Newton

Team information

2020-21 record:.....14-11
 SoCon record:.....11-2 (1st)
 Home:.....9-1
 Away:.....5-7
 Neutral:.....0-3
 Letterwinners returning/lost:.....9/5
 Starters returning/lost:.....5/0
 Arena:.....Pete Hanna Center (5,000)
 Arena record:.....126-49 (.720)

SoCon regular-season titles (2)

2020, 2021

SoCon Championship titles (3)


2011, 2012, 2020

NCAA appearances (2)

2011, 2012

Media relations

Matt Jones
 mjones27@samford.edu
 Office: 205-726-4350
 Cell: 662-719-9160
 Press row: 205-726-2377
 SamfordSports.com



Matt Jones
Basketball SID



SAMFORD



2020-21 STATISTICS

Overall statistics

Player	GP	GS	Min	Avg	FG	FGA	Pct	3FG	3FGA	Pct	FT	FTA	Pct	R-Off	R-Def	Reb	Avg	PF	FO	A	TO	Blk	Stl	Pts	Avg
Andrea Cournoyer	22	21	661	30.0	146	347	.421	48	140	.343	64	74	.865	13	72	85	3.9	34	0	62	46	1	65	404	18.4
Shauntai Battle	4	4	138	34.5	23	46	.500	9	20	.450	5	11	.455	1	5	6	1.5	2	0	6	12	0	2	60	15.0
Natalie Armstrong	22	20	622	28.3	117	254	.461	16	50	.320	30	35	.857	32	107	139	6.3	67	1	25	40	43	19	280	12.7
Annie Ramil	25	25	667	26.7	104	198	.525	9	23	.391	57	80	.713	71	134	205	8.2	49	0	24	64	8	17	274	11.0
Raven Omar	25	25	765	30.6	53	144	.368	25	69	.362	34	52	.654	29	37	66	2.6	43	2	107	78	0	19	165	6.6
Katie Allen	24	1	352	14.7	40	97	.412	32	73	.438	18	21	.857	18	46	64	2.7	15	0	15	13	3	14	130	5.4
Mallory Hampton	25	21	641	25.6	47	122	.385	19	66	.288	11	14	.786	15	56	71	2.8	37	0	55	49	1	26	124	5.0
Audra Leipold	24	3	378	15.8	43	107	.402	5	24	.208	22	37	.595	15	32	47	2.0	16	0	32	39	0	11	113	4.7
Kiersten Nelson	18	0	200	11.1	24	45	.533	1	2	.500	8	14	.571	18	29	47	2.6	32	0	1	22	6	3	57	3.2
Makaila Woolard	25	5	442	17.7	30	79	.380	3	18	.167	5	11	.455	29	58	87	3.5	44	0	9	22	2	11	68	2.7
Kathleen Wheeler	13	0	71	5.5	7	15	.467	1	3	.333	5	6	.833	5	13	18	1.4	4	0	2	2	0	3	20	1.5
Jaden Langford	11	0	50	4.5	2	4	.500	1	3	.333	4	6	.667	0	4	4	0.4	3	0	3	1	1	3	9	0.8
Katie Jones	5	0	13	2.6	1	4	.250	0	2	.000	0	0	.000	1	1	2	0.4	2	0	1	1	0	1	2	0.4
TEAM														52	59	111	4.4	0			17			0	
Total	25				637	1462	.436	169	493	.343	263	361	.729	299	653	952	38.1	348	3	342	406	65	194	1706	68.2
Opponents	25				588	1517	.388	163	597	.273	240	356	.674	323	565	888	35.5	381	-	353	374	87	202	1579	63.2

Conference-only statistics

Player	GP	GS	Min	Avg	FG	FGA	Pct	3FG	3FGA	Pct	FT	FTA	Pct	R-Off	R-Def	Reb	Avg	PF	FO	A	TO	Blk	Stl	Pts	Avg
Andrea Cournoyer	13	13	405	31.2	92	205	.449	31	79	.392	46	52	.885	8	43	51	3.9	20	0	40	30	1	44	261	20.1
Annie Ramil	13	13	380	29.2	69	125	.552	7	14	.500	41	51	.804	40	76	116	8.9	19	0	12	28	4	12	186	14.3
Natalie Armstrong	11	10	312	28.4	62	132	.470	8	24	.333	17	21	.810	14	61	75	6.8	35	0	12	26	30	9	149	13.5
Mallory Hampton	13	13	347	26.7	29	68	.426	15	39	.385	8	9	.889	6	32	38	2.9	19	0	27	26	0	16	81	6.2
Raven Omar	13	13	407	31.3	24	65	.369	12	32	.375	18	30	.600	14	22	36	2.8	18	0	56	32	0	12	78	6.0
Audra Leipold	13	0	225	17.3	21	61	.344	3	16	.188	13	23	.565	11	19	30	2.3	8	0	17	21	0	6	58	4.5
Katie Allen	13	0	162	12.5	14	38	.368	9	27	.333	9	11	.818	12	16	28	2.2	7	0	7	2	3	5	46	3.5
Makaila Woolard	13	3	217	16.7	19	37	.514	1	7	.143	3	7	.429	10	25	35	2.7	20	0	5	7	2	4	42	3.2
Kiersten Nelson	9	0	94	10.4	7	16	.438	0	0	.000	5	8	.625	8	20	28	3.1	14	0	0	10	4	0	19	2.1
Kathleen Wheeler	7	0	40	5.7	1	3	.333	1	3	.333	0	0	.000	1	3	4	0.6	3	0	0	0	0	3	3	0.4
Katie Jones	2	0	2	1.0	0	0	.000	0	0	.000	0	0	.000	1	1	2	1.0	0	0	0	0	0	0	0	0.0
Jaden Langford	6	0	9	1.5	0	0	.000	0	0	.000	0	0	.000	0	0	0	0.0	1	0	1	0	0	1	0	0.0
TEAM														32	32	64	4.9	0			9			0	
Total	13				338	750	.451	87	241	.361	160	212	.755	157	350	507	39.0	164	0	177	191	44	112	923	71.0
Opponents	13				285	793	.359	74	303	.244	112	154	.727	174	277	451	34.7	203	-	172	193	54	91	756	58.2



ANDREA COURNOYER

Junior • Guard

18.4 ppg, 3.9 rpg in 2020-21

2020-21 RESULTS

(14-11 overall, 11-2 SoCon; 1st)

Date	Opponent	Result	Score
Nov. 25	at Alabama	L	83-68
Nov. 28	at Auburn	L	66-64
Dec. 3	at #13 Indiana	L	76-21
Dec. 8	UT MARTIN	L	75-67
Dec. 11	NORTH ALABAMA	W	79-66
Dec. 13	at #9 Kentucky	L	88-54
Dec. 16	at Jacksonville State	L	63-46
Dec. 31	ALABAMA HUNTSVILLE	W	76-51
Jan. 4	BIRMINGHAM-SOUTHERN	W	135-60
Jan. 9	*MERCER	W	78-69
Jan. 14	*at Western Carolina	W	84-49
Jan. 16	*at Western Carolina	W	64-47
Jan. 21	*at Chattanooga	W	71-60
Jan. 23	*at Chattanooga	L	70-57
Jan. 28	*FURMAN	W	78-72
Jan. 30	*FURMAN	W	82-55
Feb. 4	*UNCG	W	46-42
Feb. 6	*UNCG	W	70-44
Feb. 11	*at Wofford	L	70-62
Feb. 13	*at Wofford	W	80-55
Feb. 20	*ETSU	W	77-58
Feb. 25	*at Mercer	W	75-65
March 4	vs. ETSU (SC)	L	68-61

* - Southern Conference game
(SC) - Southern Conference Championship (Asheville, N.C.)



CHATTANOOGA

HEAD COACH KATIE BURROWS



Alma mater: Chattanooga, 2004
Hometown: Lookout Valley, Tenn.
Career record (years): 39-45 (3)
School record (years): Same
SoCon record (years): 27-15 (3)
SoCon Championship record (appearances): 1-3 (3)
NCAA appearances: 0

Assistant coaches

Kristen Clouch 1st season (Chattanooga, 2000)
 Brittany Johnson 9th season (Ohio State, 2011)
 Jonathon Goldberg 5th season (Emerson, 2014)



ABBEY CORNELIUS

Junior • Forward
 10.0 ppg, 8.4 rpg in 2020-21

2021-22 MOCS ROSTER

No.	Name	Pos.	Ht.	Class	Hometown/Last school
1	Audrey Canter	G	5-9	So.	Chattanooga, Tenn./Silverdale Baptist Academy
2	Pare Pene	G	5-6	Jr.	Rotorua, New Zealand/Rotorua
3	Eboni Williams	F	6-0	Jr.	Hoover, Ala./Hoover
5	Sigrún Ólafsdóttir	G	5-9	Fr.	Hafnarfjörður, Iceland/Flensburg
10	Dena Jarrells	G	5-7	So.	Dunlow, W.Va./St. Joseph
12	Destiny McClendon	G	5-8	Fr.	Greensboro, Ga./Lake Oconee
13	Lara Habling	F	6-0	Fr.	Hungary
14	Amaria Pugh	G	5-10	Jr.	Dyersburg, Tenn./Dyersburg
15	Leah Jones	F	5-11	Fr.	Memphis, Tenn./Northpoint Christian
20	Ruona Uwusiaba	F	6-3	Sr.	Delta State, Nigeria/Southwest Dekalb
21	Addie Grace Porter	G	5-4	Fr.	Lebanon, Tenn./Lebanon
22	Brooke Hampel	G	5-10	Jr.	Huntsville, Ala./Hazel Green
24	Morgan Hill	G	5-10	Jr.	Minneapolis, Minn./Minneapolis South
25	Abbey Cornelius	F	6-2	Jr.	Knoxville, Tenn./Hardin Valley Academy
33	Karsen Murphy	F	6-0	Fr.	Glendive, Mont./Montana

2021-22 SCHEDULE

Date	Opponent	Time (ET)
November		
9	BELMONT	TBA
13	at Tennessee Tech	8 p.m.
17	at Tennessee State	TBA
19	MURRAY STATE	TBA
23	at Kennesaw State	TBA
27	GEORGIA STATE	TBA
29	at UAB	7 p.m.
30	at Vanderbilt	8 p.m.
December		
5	ALABAMA	TBA
9	at Eastern Kentucky	11 a.m.
15	CINCINNATI	TBA
18	NORTH ALABAMA	TBA
20	UNC ASHEVILLE	TBA
27	at Tennessee	6:30 p.m.
30	at Jacksonville State	6:15 p.m.
January		
6	*at Samford	7 p.m.
8	*at Mercer	TBA
15	*at ETSU	TBA
20	* WESTERN CAROLINA	TBA
22	* UNCG	TBA
27	*at Wofford	6 p.m.
29	*at Furman	TBA
February		
3	* MERCER	TBA
5	* SAMFORD	TBA
12	* ETSU	TBA
17	*at UNCG	7 p.m.
19	*at Western Carolina	5 p.m.
24	* FURMAN	TBA
26	* WOFFORD	TBA
March		
3-6	SoCon Championship (Asheville, N.C.)	

* - conference game; All times Eastern

CHATTANOOGA MOCS

Basic information

Location: Chattanooga, Tenn.
 Founded: 1886
 Enrollment: 11,728
 Nickname: Mocs
 Colors: Navy, Old Gold and Silver
 Chancellor: Dr. Steve Angle
 Athletics director: Mark Wharton

Team information

2020-21 record: 14-10
 SoCon record: 9-5 (3rd)
 Home: 6-5
 Away: 7-4
 Neutral: 1-1
 Letterwinners returning/lost: 10/4
 Starters returning/lost: 3/2
 Arena: McKenzie Arena (10,966)
 Arena record: 433-104 (.806)

SoCon regular-season titles (22)

1984-86, 1991-92, 2000-10, 2013-17, 2020

SoCon Championship titles (18)

1984-86, 1989, 1992, 2001-04, 2006-08, 2010, 2013-17

NCAA appearances (15)

1989, 1992, 2001-04, 2006-08, 2010, 2013-17

Media relations

Anne Wehunt
 anne-wehunt@utc.edu
 Office: 423-425-4618
 Cell: 423-933-5764
 Press row: 423-756-5476
 GoMocs.com



Anne Wehunt
Basketball SID

BURROWS YEAR-BY-YEAR

Year	School	Record	Pct.	SoCon	Pct.
2018-19	Chattanooga	14-17	.452	8-6	.571
2019-20	Chattanooga	11-18	.379	10-4	.714
2020-21	Chattanooga	14-10	.583	9-5	.643
Career (3)		39-45	.464	27-15	.643



2020-21 STATISTICS

Overall statistics

Player	GP	GS	Min	Avg	FG	FGA	Pct	3FG	3FGA	Pct	FT	FTA	Pct	R-Off	R-Def	Reb	Avg	PF	FO	A	TO	Blk	Stl	Pts	Avg
Eboni Williams	24	24	657	27.4	122	268	.455	11	47	.234	47	77	.610	50	140	190	7.9	78	5	41	74	17	43	302	12.6
Bria Dial	24	24	787	32.8	93	276	.337	48	150	.320	49	69	.710	22	60	82	3.4	47	0	35	55	18	29	283	11.8
Abbey Cornelius	24	24	720	30.0	92	179	.514	6	21	.286	51	67	.761	54	147	201	8.4	61	0	58	43	44	12	241	10.0
Dena Jarrells	23	0	413	18.0	49	108	.454	28	71	.394	32	38	.842	1	28	29	1.3	24	0	53	45	1	15	158	6.9
Sigrun Olafsdottir	24	24	683	28.5	50	129	.388	13	58	.224	19	24	.792	14	62	76	3.2	50	2	65	52	1	23	132	5.5
Amaria Pugh	24	23	451	18.8	37	97	.381	9	39	.231	24	46	.522	20	34	54	2.3	30	0	26	42	0	16	107	4.5
Anna Walker	20	0	222	11.1	22	59	.373	9	24	.375	18	21	.857	16	29	45	2.3	18	0	7	11	5	2	71	3.6
Brooke Hampel	22	0	226	10.3	29	65	.446	4	22	.182	14	19	.737	13	20	33	1.5	21	0	9	20	0	5	76	3.5
Morgan Hill	22	0	301	13.7	21	55	.382	8	24	.333	14	18	.778	7	16	23	1.0	12	0	16	18	2	6	64	2.9
Kallie Searcy	22	0	178	8.1	22	47	.468	1	3	.333	4	11	.364	6	23	29	1.3	21	0	4	26	2	6	49	2.2
Ruona Uwusiaba	14	0	75	5.4	8	19	.421	0	0	.000	11	14	.786	5	16	21	1.5	14	0	0	14	3	5	27	1.9
Pare Pene	14	0	81	5.8	3	12	.250	3	12	.250	0	2	.000	3	3	6	0.4	6	0	4	10	0	0	9	0.6
Liz Wood	10	1	19	1.9	2	7	.286	2	6	.333	0	0	.000	0	0	0	0.0	3	0	0	5	0	1	6	0.6
Audrey Canter	7	0	12	1.7	0	0	.000	0	0	.000	0	0	.000	1	0	1	0.1	1	0	1	4	0	1	0	0.0
TEAM														33	60	93	3.9	0		14				0	Total
24			550		1321	.416	142	477	.298	283	406	.697	245	638	883	36.8	386	7	319	433	93	164	1525	63.5	
Opponents	24				550	1454	.378	128	407	.314	267	374	.714	307	581	888	37.0	422	-	264	383	69	204	1495	62.3

Conference-only statistics

Player	GP	GS	Min	Avg	FG	FGA	Pct	3FG	3FGA	Pct	FT	FTA	Pct	R-Off	R-Def	Reb	Avg	PF	FO	A	TO	Blk	Stl	Pts	Avg
Bria Dial	14	14	475	33.9	54	156	.346	25	85	.294	31	38	.816	11	35	46	3.3	21	0	18	24	14	19	164	11.7
Abbey Cornelius	14	14	443	31.6	63	119	.529	3	10	.300	32	39	.821	32	89	121	8.6	34	0	41	27	21	9	161	11.5
Eboni Williams	14	14	391	27.9	65	144	.451	4	21	.190	21	28	.750	26	90	116	8.3	39	2	23	45	6	27	155	11.1
Dena Jarrells	13	0	244	18.8	29	64	.453	19	46	.413	19	20	.950	0	18	18	1.4	13	0	31	27	1	12	96	7.4
Sigrun Olafsdottir	14	14	420	30.0	28	79	.354	7	35	.200	7	10	.700	9	41	50	3.6	31	1	32	24	1	15	70	5.0
Anna Walker	10	0	121	12.1	13	35	.371	6	15	.400	10	11	.909	10	13	23	2.3	12	0	3	5	2	1	42	4.2
Amaria Pugh	14	13	234	16.7	19	49	.388	3	16	.188	14	23	.609	12	11	23	1.6	18	0	11	15	0	9	55	3.9
Brooke Hampel	13	0	120	9.2	14	28	.500	3	13	.231	8	12	.667	3	13	16	1.2	15	0	6	8	0	3	39	3.0
Kallie Searcy	13	0	108	8.3	14	29	.483	1	3	.333	1	2	.500	3	13	16	1.2	10	0	3	16	2	4	30	2.3
Morgan Hill	12	0	160	13.3	7	25	.280	1	10	.100	6	8	.750	3	5	8	0.7	5	0	11	8	1	3	21	1.8
Ruona Uwusiaba	6	0	20	3.3	1	4	.250	0	0	.000	2	2	1.000	2	4	6	1.0	3	0	0	7	0	0	4	0.7
Liz Wood	6	1	14	2.3	1	5	.200	1	4	.250	0	0	.000	0	0	0	0.0	2	0	0	5	0	1	3	0.5
Pare Pene	7	0	41	5.9	1	6	.167	1	6	.167	0	2	.000	2	2	4	0.6	2	0	3	8	0	0	3	0.4
Audrey Canter	4	0	9	2.3	0	0	.000	0	0	.000	0	0	.000	1	0	1	0.3	1	0	1	4	0	1	0	0.0
TEAM														16	39	55	3.9	0		6				0	
Total	14				309	743	.416	74	264	.280	151	195	.774	130	373	503	35.9	206	3	183	229	48	104	843	60.2
Opponents	14				294	813	.362	65	223	.291	119	180	.661	171	324	495	35.4	212	-	150	209	36	110	772	55.1



EBONI WILLIAMS
Junior • Forward
12.6 ppg, 7.9 rpg in 2020-21

2020-21 RESULTS

(14-10 overall, 9-5 SoCon; 3rd)

Date	Opponent	Result	Score
Dec. 6	UAB	L	78-58
Dec. 9	at Troy	L	95-74
Dec. 11	TENNESSEE TECH	W	76-65
Dec. 13	VANDERBILT	L	80-78
Dec. 15	at Austin Peay	W	65-64
Dec. 18	EASTERN KENTUCKY	L	62-45
Dec. 20	^Georgia Southern	W	96-87
Dec. 21	^at Georgia State	W	73-70
Dec. 29	at North Alabama	W	77-64
Jan. 9	*ETSU	W	66-51
Jan. 15	*at Furman	W	68-56
Jan. 17	*at Furman	L	52-46
Jan. 21	*SAMFORD	L	71-60
Jan. 23	*SAMFORD	W	70-57
Jan. 28	*at Mercer	L	50-42
Jan. 30	*at Mercer	W	69-60
Feb. 4	*at Wofford	W	60-52
Feb. 6	*at Wofford	L	67-44
Feb. 11	*WESTERN CAROLINA	W	74-45
Feb. 13	*WESTERN CAROLINA	W	72-58
Feb. 19	*UNCG	W	57-41
Feb. 21	*UNCG	L	58-50
Feb. 25	*at ETSU	W	65-54
March 4	vs. Furman (SC)	L	58-40

^ - GSU Classic (Atlanta, Ga.)
* - Southern Conference game
(SC) - Southern Conference Championship (Asheville, N.C.)



WESTERN CAROLINA

HEAD COACH KILEY HILL



Alma mater: Arkansas Tech, 1995
Hometown:..... Hot Springs, Ark.
Career record (years):..... 305-231 (19)
School record (years):..... 11-36 (2)
SoCon record (years):..... 5-22 (2)
SoCon Championship record (appearances):.....0-2 (2)
NCAA appearances:.....0

Assistant coaches

Megan Brown.....3rd season (Southern Miss, 2017)
 Shyla Coleman..... 3rd season (Southern Wesleyan, 2015)
 Kendra Eaton..... 1st season (Western Carolina, 2009)



ZANORIA CRUZ

Sophomore • Guard/Forward
9.9 ppg, 3.6 rpg in 2020-21

2021-22 CATAMOUNTS ROSTER

No.	Name	Pos.	Ht.	Class	Hometown/Last school
1	Hannah Tipton	G	5-9	Fr.	Burnsville, N.C./Mountain Heritage
2	Mykaylyn "KK" Davis	G	5-8	So.	Riverview, Fla./Seffner Christian
3	Kyla Allison	G	6-0	R-Sr.	Orlando, Fla./Middle Tennessee
5	Vanessa Oduah	G	5-8	Jr.	Asaba, Nigeria/St. Augustine's
11	Sophia Singer	G	6-0	So.	Woodstock, Ga./Woodsock
12	Joi Reid	G	6-0	So.	Ellenwood, Ga./Forest Park
13	Zanoria Cruz	G/F	5-10	So.	Orlando, Fla./Lake Highland Prep. School
14	Jacey Justice	G	5-8	Fr.	Peebles, Ohio/Pebbles
20	Andrea Martin Ruiz	G	5-6	Jr.	Granada, Spain/La Presentacion de Nuestra
22	Nadia Marshall	G/F	5-9	R-Jr.	Bainbridge, Ga./Gulf Coast CC
23	Madison Pack	F/C	6-3	Gr.	Sarasota, Fla./Columbia
25	Bailey Trumm	G	5-7	Fr.	Powell, Tenn./App State
31	Audrey Myers	G/F	6-0	So.	Columbia, S.C./Cardinal Newman
32	Endia Holliday	P	6-1	Jr.	Ellisville, Miss./Jones College
33	Tembre Moates	G/F	6-0	R-Sr.	Greenwood, S.C./Greenwood
34	Grace Yocum	F	6-4	Jr.	Frankfort, Ky./Vincennes University

2021-22 SCHEDULE

Date	Opponent	Time (ET)
November		
9	EMORY & HENRY	4 p.m.
12	UNC ASHEVILLE	7 p.m.
16	PRESBYTERIAN	12 p.m.
20	CHARLESTON SOUTHERN	4 p.m.
23	at Cincinnati	6 p.m.
26	at Alabama	3 p.m.
29	MARS HILL	7 p.m.

Date	Opponent	Time (ET)
December		
1	USC UPSTATE	7:30 p.m.
4	at Winthrop	2 p.m.
6	at Campbell	7 p.m.
9	TENNESSEE TECH	7 p.m.
12	at South Carolina State	2 p.m.
20	DAVIDSON	5 p.m.
31	SOUTHERN WESLEYAN	2 p.m.

Date	Opponent	Time (ET)
January		
2	MONTREAT	2 p.m.
6	*at Wofford	6 p.m.
8	*at Furman	8 p.m.
13	*SAMFORD	7 p.m.
15	*MERCER	5 p.m.
20	*at Chattanooga	TBA
22	*at ETSU	TBA
29	*UNCG	5 p.m.

Date	Opponent	Time (ET)
February		
3	*FURMAN	7 p.m.
5	*WOFFORD	2 p.m.
10	*at Mercer	TBA
12	*at Samford	3 p.m.
17	*ETSU	7 p.m.
19	*CHATTANOOGA	5 p.m.
26	*at UNCG	4 p.m.

March
 3-6 SoCon Championship (Asheville, N.C.)

* - conference game; All times Eastern.

HILL YEAR-BY-YEAR

Year	School	Record	Pct.	SoCon	Pct.
1999-00	West Alabama	15-11	.577	-	-
West Alabama (1)					
15-11 .577 - -					
2000-01	Valdosta State	15-12	.556	-	-
2001-02	Valdosta State	10-16	.385	-	-
2002-03	Valdosta State	15-12	.556	-	-
2003-04	Valdosta State	17-10	.630	-	-
2004-05	Valdosta State	24-7	.774	-	-
2005-06	Valdosta State	18-10	.643	-	-
2006-07	Valdosta State	24-7	.774	-	-
2007-08	Valdosta State	26-6	.812	-	-
2008-09	Valdosta State	21-9	.700	-	-
2009-10	Valdosta State	20-9	.690	-	-
2010-11	Valdosta State	14-13	.519	-	-
2011-12	Valdosta State	22-8	.733	-	-
2012-13	Valdosta State	16-11	.593	-	-
2013-14	Valdosta State	12-15	.444	-	-
2014-15	Valdosta State	14-15	.483	-	-
2015-16	Valdosta State	11-17	.393	-	-
Valdosta State (16)					
279-177 .612 - -					
2019-20	Western Carolina	5-25	.167	2-12	.143
2020-21	Western Carolina	6-18	.250	3-10	.231
Western Carolina (2)					
11-36 .234 5-22 .185					
Career (19)		305-231	.569	5-22	.185



WESTERN CAROLINA CATAMOUNTS

Basic information

Location:Cullowhee, N.C.
 Founded:..... 1889
 Enrollment:.....12,000
 Nickname: Catamounts
 Colors:..... Purple and Gold
 Chancellor:.....Kelli R. Brown
 Athletics director:.....Alex Gary

Team information

2020-21 record:.....6-18
 SoCon record:..... 3-10 (7th)
 Home:..... 4-7
 Away:..... 2-9
 Neutral:..... 0-2
 Letterwinners returning/lost:.....10/3
 Starters returning/lost:..... 4/1
 Arena:.....Ramsey Center (7,826)
 Arena record:..... 198-229 (.464)

SoCon regular-season titles (1)
 2007

SoCon Championship titles (2)
 2005, 2009

NCAA appearances (2)
 2005, 2009

Media relations

Denise Gideon
 dgideon@email.wcu.edu
 Office: 828-227-2336
 Cell: 828-506-2249
 Press row: 828-227-2129
 CatamountSports.com



Denise Gideon
 Basketball SID

#SoConHoops

2020-21 STATISTICS

Overall statistics

Player	GP	GS	Min	Avg	FG	FGA	Pct	3FG	3FGA	Pct	FT	FTA	Pct	R-Off	R-Def	Reb	Avg	PF	FO	A	TO	Blk	Stl	Pts	Avg
Kyla Allison	24	24	783	32.6	105	249	.422	17	57	.298	29	39	.744	25	80	105	4.4	59	2	78	79	0	21	256	10.7
Zanoria Cruz	24	23	603	25.1	81	224	.362	16	61	.262	60	78	.769	23	63	86	3.6	61	5	32	64	10	17	238	9.9
Nadia Marshall	23	10	575	25.0	87	194	.448	0	3	.000	34	47	.723	42	102	144	6.3	57	3	15	40	9	29	208	9.0
Tembre Moates	23	21	562	24.4	86	168	.512	0	1	.000	17	27	.630	46	67	113	4.9	65	2	13	37	3	8	189	8.2
Lauren LaPlant	24	20	756	31.5	60	204	.294	40	143	.280	27	34	.794	5	35	40	1.7	46	0	37	42	2	22	187	7.8
Andrea Martin Ruiz	20	11	412	20.6	36	100	.360	7	31	.226	17	22	.773	9	33	42	2.1	28	0	49	57	3	26	96	4.8
Alyssa Walker	17	4	244	14.4	13	40	.325	4	21	.190	9	14	.643	14	18	32	1.9	27	0	7	14	3	4	39	2.3
Mia Littlejohn	10	0	70	7.0	8	26	.308	4	16	.250	2	2	1.000	2	7	9	0.9	6	0	1	4	0	1	22	2.2
Joi Reid	24	2	398	16.6	19	46	.413	0	1	.000	10	19	.526	33	57	90	3.8	40	0	13	26	10	23	48	2.0
Audrey Meyers	19	4	238	12.5	8	47	.170	2	24	.083	11	13	.846	8	19	27	1.4	17	0	5	3	2	5	29	1.5
Sophia Singer	6	0	20	3.3	2	3	.667	1	2	.500	0	0	.000	0	1	1	0.2	2	0	0	1	0	0	5	0.8
Mykaylyn Davis	16	1	164	10.3	3	21	.143	0	5	.000	4	8	.500	1	18	19	1.2	18	0	24	16	4	14	10	0.6
TEAM															45	99	4.1	0			31			0	
Total	24				508	1322	.384	91	365	.249	220	303	.726	253	554	807	33.6	426	12	274	414	46	170	1327	55.3
Opponents	24				539	1285	.419	150	443	.339	314	449	.699	230	583	813	33.9	331	-	282	357	70	179	1542	64.2

Conference-only statistics

Player	GP	GS	Min	Avg	FG	FGA	Pct	3FG	3FGA	Pct	FT	FTA	Pct	R-Off	R-Def	Reb	Avg	PF	FO	A	TO	Blk	Stl	Pts	Avg
Kyla Allison	13	13	427	32.8	49	118	.415	9	24	.375	10	15	.667	10	41	51	3.9	30	1	48	49	0	9	117	9.0
Nadia Marshall	13	8	312	24.0	49	106	.462	0	1	.000	15	20	.750	24	48	72	5.5	30	2	6	23	4	16	113	8.7
Lauren LaPlant	13	10	426	32.8	35	119	.294	23	86	.267	20	24	.833	2	18	20	1.5	26	0	25	23	0	14	113	8.7
Tembre Moates	12	11	325	27.1	46	89	.517	0	1	.000	10	16	.625	20	39	59	4.9	32	1	7	21	3	4	102	8.5
Zanoria Cruz	13	13	318	24.5	35	115	.304	7	33	.212	23	36	.639	15	33	48	3.7	29	2	16	33	7	9	100	7.7
Andrea Martin Ruiz	12	6	233	19.4	15	50	.300	6	24	.250	10	14	.714	4	18	22	1.8	17	0	26	35	2	17	46	3.8
Joi Reid	13	0	222	17.1	11	26	.423	0	0	.000	7	14	.500	17	33	50	3.8	25	0	9	10	3	12	29	2.2
Audrey Meyers	9	3	145	16.1	5	25	.200	2	12	.167	8	9	.889	4	11	15	1.7	13	0	3	0	1	3	20	2.2
Alyssa Walker	9	0	78	8.7	3	10	.300	1	7	.143	1	2	.500	3	4	7	0.8	7	0	2	5	1	3	8	0.9
Mia Littlejohn	6	0	34	5.7	1	10	.100	1	7	.143	2	2	1.000	1	3	4	0.7	1	0	0	3	0	0	5	0.8
Mykaylyn Davis	8	1	93	11.6	1	10	.100	0	3	.000	3	3	1.000	0	10	10	1.3	9	0	10	10	3	7	5	0.6
Sophia Singer	4	0	12	3.0	1	2	.500	0	1	.000	0	0	.000	0	0	0	0.0	1	0	0	1	0	0	2	0.5
TEAM															19	30	4.9	3.8	0		19			0	
Total	13				251	680	.369	49	199	.246	109	155	.703	119	288	407	31.3	220	6	152	232	24	94	660	50.8
Opponents	13				290	681	.426	65	213	.305	162	226	.717	120	327	447	34.4	171	-	145	197	38	97	807	62.1



KYLA ALLISON

Redshirt senior • Guard
10.7 ppg, 4.4 rpg in 2020-21

2020-21 RESULTS

(6-18 overall, 3-10 SoCon; 7th)

Date	Opponent	Result	Score
Nov. 25	at UNC Asheville	L	70-59
Nov. 29	at Duke	L	83-56
Dec. 5	ELON	L	69-54
Dec. 9	NEWBERRY	W	63-44
Dec. 13	at Charleston Southern	L	66-56
Dec. 16	at Tennessee Tech	L	67-63
Dec. 20	^at Georgia State	L	74-61
Dec. 21	^vs. Georgia Southern	L	89-61
Jan. 6	PIEDMONT	W	74-54
Jan. 10	*at UNCG	W	49-42
Jan. 14	*SAMFORD	L	84-49
Jan. 16	*SAMFORD	L	64-47
Jan. 21	*WOFFORD	L	65-45
Jan. 23	*WOFFORD	W	65-54
Jan. 26	SOUTH CAROLINA STATE	W	53-43
Feb. 4	*MERCER	LOT	69-62
Feb. 6	*MERCER	L	71-47
Feb. 11	*at Chattanooga	L	74-45
Feb. 13	*at Chattanooga	L	72-58
Feb. 19	*at Furman	L	54-45
Feb. 21	*at Furman	L	56-44
Feb. 23	*at ETSU	W	62-48
Feb. 26	*UNCG	L	54-42
March 4	vs. Mercer (SC)	L	76-67

^ - GSU Holiday Classic (Atlanta, Ga.)

* - Southern Conference game

(SC) - Southern Conference Championship (Asheville, N.C.)



WOFFORD

HEAD COACH JIMMY GARRITY



Alma mater:Elon, 1989
 Hometown:.....Cary, N.C.
 Career record (years):.....133-104 (8)
 School record (years):.....67-78 (5)
 SoCon record (years):.....28-42 (5)
 SoCon Championship record (appearances):.....3-5 (5)
 NCAA appearances:.....2 (0 in NCAA DI)

Assistant coaches

Mike Merrill.....5th season (UNC Wilmington, 2007)
 Trent Bunn.....4th season (North Carolina, 2001)
 Amanda Parris.....4th season (Anderson, 2014)



LILLY HATTON

Junior • Forward

10.5 ppg, 5.0 rpg in 2020-21

2021-22 TERRIERS ROSTER

No.	Name	Pos.	Ht.	Class	Hometown/Last school
0	Ja'Rae Smith	G	5-6	So.	Piedmont, S.C./Woodmont
1	Annabelle Schultz	G	5-7	So.	Asheville, N.C./Erwin
2	Niyah Lutz	G	5-8	Sr.	Charlotte, N.C./Ardrey Kell
3	Sydnee Richetto	G	5-8	Fr.	Mt. Juliet, Tenn./Green Hill
4	Reagan Rapert	G	5-5	Fr.	Union, Mo./Union
5	Helen Matthews	G	5-10	So.	Kaipoi, New Zealand/Kaipoi
11	MaryMartha Turner	F	6-1	Sr.	Atlanta, Ga./Greater Atlanta Christian
14	Lilly Hatton	F	6-1	Jr.	Georgetown, Ind./North Harrison
20	Elena Pulanco	G	5-2	Sr.	Englewood, N.J./Academy of the Holy Angels
21	Alexis Tomlin	F	6-1	Sr.	Myrtle Beach, S.C./Carolina Forest
23	Lawren Cook	F	6-0	Sr.	Greenville, S.C./Christ Church Episcopal School
30	Jackie Carman	G	5-8	Sr.	Twinsburg, Ohio/Hathaway Brown
32	Alea Harris	G	5-9	Sr.	Cincinnati, Ohio/Summit Country Day
40	Abbey Crawford	F	6-1	So.	Blountville, Tenn./Sullivan Central

2021-22 SCHEDULE

Date	Opponent	Time (ET)
November		
9	COLLEGE OF CHARLESTON	7:30 p.m.
12	at NC State [^]	7 p.m.
14	vs. Towson [^]	4:30 p.m.
15	vs. Florida [^]	4:30 p.m.
19	SOUTHERN WESLEYAN	5 p.m.
23	UNC ASHEVILLE	6 p.m.
December		
1	HIGH POINT	11 a.m.
4	at Coastal Carolina	TBA
8	BREVARD	7 p.m.
12	at App State	2 p.m.
17	at Clemson	7 p.m.
20	NORTHERN KENTUCKY	6 p.m.
30	at Tulane	7 p.m.
January		
1	ERSKINE	2 p.m.
6	*WESTERN CAROLINA	6 p.m.
8	*UNCG	2 p.m.
13	*at Furman	7 p.m.
20	*at Samford	7 p.m.
22	*at Mercer	TBA
27	*CHATTANOOGA	6 p.m.
29	*ETSU	2 p.m.
February		
3	*at UNCG	7 p.m.
5	*at Western Carolina	2 p.m.
12	*FURMAN	2 p.m.
17	*MERCER	7 p.m.
19	*SAMFORD	2 p.m.
24	*at ETSU	TBA
26	*at Chattanooga	TBA
March		
3-6	SoCon Championship (Asheville, N.C.)	

[^] - Preseason WNIT (Raleigh, N.C.)
 * - conference game ; All times Eastern.

#SoConHoops

WOFFORD TERRIERS

Basic information

Location: Spartanburg, S.C.
 Founded:.....1854
 Enrollment:.....1,750
 Nickname:.....Terriers
 Colors:.....Old Gold and Black
 President:.....Dr. Nayef H. Samhat
 Athletics director:.....Richard Johnson

Team information

2020-21 record:.....13-11
 SoCon record:.....7-7 (4th)
 Home:.....7-2
 Away:.....4-8
 Neutral:.....2-1
 Letterwinners returning/lost:.....12/1
 Starters returning/lost:.....4/1
 Arena:.....Richardson Indoor Stadium (3,400)
 Arena record:.....38-16 (.704)

SoCon regular-season titles (0)

SoCon Championship titles (0)

NCAA appearances (0)

Media relations

Wyatt Streett
 streettw@wofford.edu
 Office: 864-597-4098
 Cell: 843-496-8030
 Press row: 864-597-4487
 WoffordTerriers.com



Wyatt Streett
Basketball SID

BAUCOM YEAR-BY-YEAR

Year	School	Record	Pct.	SoCon	Pct.
2013-14	Anderson	16-14	.533	-	-
2014-15	Anderson	27-5	.844	-	-
2015-16	Anderson	23-7	.767	-	-
Anderson (3)		66-26	.717	-	-
2016-17	Wofford	13-17	.433	3-11	.214
2017-18	Wofford	10-20	.333	3-11	.214
2018-19	Wofford	16-15	.516	7-7	.500
2019-20	Wofford	15-15	.500	8-6	.571
2020-21	Wofford	13-11	.542	7-7	.500
Wofford (5)		67-78	.462	28-42	.400

Career (8) 133-104 .561 28-42 .400





2020-21 STATISTICS

Overall statistics

Player	GP	GS	Min	Avg	FG	FGA	Pct	3FG	3FGA	Pct	FT	FTA	Pct	R-Off	R-Def	Reb	Avg	PF	FO	A	TO	Blk	Stl	Pts	Avg
Lilly Hatton	24	24	613	25.5	99	205	.483	25	62	.403	30	43	.698	36	84	120	5.0	54	1	13	23	28	17	253	10.5
Jackie Carman	24	24	712	29.7	73	255	.286	32	140	.229	49	62	.790	11	73	84	3.5	29	0	26	40	0	22	227	9.5
Jamari McDavid	24	24	616	25.7	86	193	.446	3	5	.600	44	75	.587	82	62	144	6.0	47	0	25	33	4	16	219	9.1
Niyah Lutz	24	24	652	27.2	77	229	.336	28	94	.298	32	45	.711	33	89	122	5.1	45	0	34	50	1	15	214	8.9
Helen Matthews	23	6	479	20.8	55	152	.362	10	40	.250	21	32	.656	23	50	73	3.2	34	0	49	58	2	14	141	6.1
Alexis Tomlin	24	0	341	14.2	50	101	.495	0	1	.000	44	63	.698	49	67	116	4.8	35	0	11	14	14	7	144	6.0
Annabelle Schultz	17	0	205	12.1	25	55	.455	16	40	.400	14	17	.824	9	18	27	1.6	19	0	8	10	0	19	80	4.7
Lawren Cook	23	0	291	12.7	23	68	.338	6	23	.261	16	18	.889	19	39	58	2.5	23	0	21	40	1	10	68	3.0
Alea Harris	24	18	537	22.4	19	87	.218	8	30	.267	23	35	.657	10	39	49	2.0	25	0	61	52	1	22	69	2.9
MaryMartha Turner	24	0	313	13.0	24	69	.348	3	15	.200	5	13	.385	21	38	59	2.5	28	0	15	19	12	5	56	2.3
Elena Pulanco	6	0	69	11.5	5	9	.556	0	1	.000	1	6	.167	2	6	8	1.3	8	0	5	15	0	3	11	1.8
Abbey Crawford	14	0	72	5.1	7	22	.318	0	0	.000	4	5	.800	3	10	13	0.9	8	0	3	3	1	2	18	1.3
TEAM														55	53	108	4.5	0			18			0	
Total	24				543	1445	.376	131	451	.290	283	414	.684	353	628	981	40.9	355	1	271	375	64	152	1500	62.5
Opponents	24				549	1430	.384	132	476	.277	242	347	.697	282	607	889	37.0	405	-	269	346	69	182	1472	61.3

Conference-only statistics

Player	GP	GS	Min	Avg	FG	FGA	Pct	3FG	3FGA	Pct	FT	FTA	Pct	R-Off	R-Def	Reb	Avg	PF	FO	A	TO	Blk	Stl	Pts	Avg
Lilly Hatton	14	14	385	27.5	60	119	.504	15	40	.375	21	32	.656	21	45	66	4.7	32	0	9	15	19	12	156	11.1
Jackie Carman	14	14	429	30.6	47	157	.299	24	91	.264	30	42	.714	7	43	50	3.6	19	0	12	21	0	14	148	10.6
Jamari McDavid	14	14	372	26.6	49	105	.467	3	4	.750	28	42	.667	45	36	81	5.8	28	0	12	15	3	7	129	9.2
Niyah Lutz	14	14	402	28.7	45	127	.354	14	52	.269	18	24	.750	19	62	81	5.8	24	0	21	37	0	11	122	8.7
Alexis Tomlin	14	0	193	13.8	24	46	.522	0	0	.000	27	36	.750	22	34	56	4.0	21	0	6	9	8	3	75	5.4
Helen Matthews	14	0	249	17.8	27	72	.375	5	19	.263	10	14	.714	8	32	40	2.9	19	0	26	32	0	8	69	4.9
Annabelle Schultz	13	0	138	10.6	15	36	.417	9	27	.333	7	9	.778	3	8	11	0.8	10	0	2	8	0	13	46	3.5
Lawren Cook	14	0	181	12.9	15	46	.326	3	15	.200	11	12	.917	13	17	30	2.1	11	0	14	20	1	6	44	3.1
Alea Harris	14	14	344	24.6	10	54	.185	5	19	.263	14	17	.824	7	21	28	2.0	15	0	37	33	1	12	39	2.8
MaryMartha Turner	14	0	187	13.4	14	36	.389	1	6	.167	3	7	.429	6	23	29	2.1	17	0	6	11	5	3	32	2.3
Abbey Crawford	5	0	20	4.0	2	5	.400	0	0	.000	1	1	1.000	1	2	3	0.6	1	0	1	1	0	0	5	1.0
TEAM														37	32	69	4.9	0			17			0	
Total	14				308	803	.384	79	273	.289	170	236	.720	189	355	544	38.9	197	0	146	219	37	89	865	61.8
Opponents	14				320	819	.391	78	260	.300	128	182	.703	165	339	504	36.0	229	-	162	200	33	109	846	60.4



NIYAH LUTZ

Senior • Guard

8.9 ppg, 5.1 rpg in 2020-21

2020-21 RESULTS

(13-11 overall, 7-7 SoCon; 4th)

Date	Opponent	Result	Score
Nov. 25	Winthrop	W	65-50
Nov. 29	at College of Charleston	L	69-61
Dec. 2	at High Point	W	53-50
Dec. 6	at UNC Asheville	W	76-50
Dec. 13	at Xavier	L	70-64
Dec. 19	at Kentucky	L	98-37
Jan. 2	Erskine	W	88-49
Jan. 9	*Furman	W	61-54
Jan. 14	*ETSU	W	75-49
Jan. 16	*ETSU	W	79-78
Jan. 21	*at Western Carolina	W	65-45
Jan. 23	*at Western Carolina	L	65-54
Jan. 28	*at UNCG	L	55-51
Jan. 30	*at UNCG	W	63-59
Feb. 4	*Chattanooga	L	60-52
Feb. 6	*Chattanooga	W	67-44
Feb. 11	*Samford	W	70-62
Feb. 13	*Samford	L	80-55
Feb. 19	*at Mercer	L	54-47
Feb. 21	*at Mercer	LO2	83-74
Feb. 25	*at Furman	L	58-52
March 4	vs. UNCG (SC)	W	78-66
March 5	vs. ETSU (SC)	W	75-64
March 7	vs. Mercer (SC)	L	60-38

* - Southern Conference game
(SC) - Southern Conference Championship (Asheville, N.C.)



SOCON HOME COURTS



ETSU
Brooks Gym (2,476)
Press row: 616-755-4840



FURMAN
Timmons Arena (3,000)
Press row: 864-294-3620



MERCER
Hawkins Arena (3,500)
Press row: 404-915-1385




UNCG
Fleming Gymnasium (2,320)
Press row: 336-334-3270

#SoConHoops



SOCON HOME COURTS



SAMFORD

Pete Hanna Center (5,000)

Press row: 205-726-2377



CHATTANOOGA

The McKenzie Arena (10,966)

Press row: 423-756-5476



WESTERN CAROLINA

Liston B. Ramsey Regional Activity Center (7,826)

Press row: 828-227-2129



WOFFORD

Jerry Richardson Indoor Stadium (3,400)

Press row: 864-597-4487



SOCON CHAMPIONSHIP

Harrah's Cherokee Center Asheville (6,300)

Press row: TBD

SOCONSPORTS.COM

2020-21 SOUTHERN CONFERENCE STANDINGS

	Conference							Overall							
	W	L	Pct	PF	PA	Home	Away	W	L	Pct	PF	PA	Home	Away	Neutral
Samford	11	2	.846	71.0	58.2	6-0	5-2	14	11	.560	68.2	63.2	9-1	5-7	0-3
Mercer	10	3	.769	66.4	60.8	5-2	5-1	19	7	.731	68.3	60.0	8-4	8-2	3-1
Chattanooga	9	5	.643	60.2	55.1	5-2	4-3	14	10	.583	63.5	62.3	6-5	7-4	1-1
Wofford	7	7	.500	61.8	60.4	5-2	2-5	13	11	.542	62.5	61.3	7-2	4-8	2-1
Furman	6	8	.429	57.8	59.9	6-1	0-7	11	14	.440	59.8	61.4	9-1	1-12	1-1
UNCG	6	8	.429	51.4	55.1	3-4	3-4	8	16	.333	50.4	57.0	5-7	3-8	0-1
Western Carolina	3	10	.231	50.8	62.1	1-6	2-4	6	18	.250	55.3	64.2	4-7	2-9	0-2
ETSU	1	10	.091	56.7	66.1	1-4	0-6	4	16	.200	58.3	66.4	2-6	1-9	1-1

2021 SOUTHERN CONFERENCE TOURNAMENT RESULTS

Thursday, March 4

- Game 1 – No. 8 ETSU 68, No. 1 Samford 61
- Game 2 – No. 4 Wofford 78, No. 5 UNCG 66
- Game 3 – No. 7 Mercer 76, No. 7 Western Carolina 67
- Game 4 – No. 6 Furman 58, No. 3 Chattanooga 40

Friday, March 5

- Game 5 – No. 4 Wofford 75, No. 8 ETSU 64
- Game 6 – No. 2 Mercer 81, No. 6 Furman 71

Sunday, March 7

- Game 7 – No. 2 Mercer 60, No. 4 Wofford 38



Shannon Titus repeated as SoCon Defensive Player of the Year after averaging 1.6 blocks and 2.8 steals per game.

#SoConHoops



NCAA Championship

#1 South Carolina 79,
#16 Mercer 53
First Round
San Antonio, Texas

WNIT

Ole Miss 64, Samford 45
First Round
Collierville, Tenn.

Illinois State 68, Samford 62
Consolation Round
Collierville, Tenn.

2020-21 YEAR IN REVIEW




SOUTHERN CONFERENCE AWARDS

Coaches Awards

Player of the Year Andrea Cournoyer, Jr., G, Samford
Freshman of the Year Sydney James, G, Furman
Defensive Player of the Year Shannon Titus, Sr., G/F, Mercer
Coach of the Year Carley Kuhns, Samford
Ann Lashley Inspiration Award Jamari McDavid, Sr., F, Wofford

Southern Conference Sports Media Association Awards

Player of the Year Andrea Cournoyer, Jr., G, Samford
Freshman of the Year Sydney James, G, Furman
Coach of the Year Carley Kuhns, Samford
Tournament Most Outstanding Player Amoria Neal-Tysor, Mercer
Pinnacle Award Emily Stradling, Mercer



Mercer's Emily Stradling was the 2021 Pinnacle Award recipient. The Pinnacle Award is presented to the player with the highest GPA on the SoCon championship team.

ALL-CONFERENCE TEAMS

Coaches All-Conference Team

First Team
 Tierra Hodges, R-Sr., Furman
 Jaron Dougherty, Jr., Mercer
 Shannon Titus, Sr., Mercer
 Natalie Armstrong, Sr., Samford
 Andrea Cournoyer, Jr., Samford

Second Team

Jada Lewis, R-Sr., Mercer
 Annie Ramil, Jr., Samford
 Abbey Cornelius, Jr., Chattanooga
 Eboni Williams, Jr., Chattanooga
 Lilly Hatton, So., Wofford

All-Defensive Team

Shannon Titus, Sr., Mercer
 CeCe Crudup, Sr., UNCG
 Andrea Cournoyer, Jr., Samford
 Abbey Cornelius, Jr., Chattanooga
 Eboni Williams, Jr., Chattanooga

Media All-Conference Team

First Team
 Tierra Hodges, R-Sr., Furman
 Jaron Dougherty, Jr., Mercer
 Shannon Titus, Sr., Mercer
 Natalie Armstrong, Sr., Samford
 Andrea Cournoyer, Jr., Samford

Second Team

Amoria Neal-Tysor, Jr., Mercer
 Annie Ramil, Jr., Samford
 Abbey Cornelius, Jr., Chattanooga
 Eboni Williams, Jr., Chattanooga
 Lilly Hatton, So., Wofford

Third Team

Jada Lewis, R-Sr., Mercer
 CeCe Crudup, Sr., UNCG
 Bria Dial, Sr., Chattanooga
 Nadia Marshall, R-So., Western Carolina
 Jamari McDavid, Sr., Wofford

ALL-TOURNAMENT TEAM

First Team

Jaron Dougherty, Mercer
 Jada Lewis, Mercer
 Amoria Neal-Tysor, Mercer (MOP)
 Andrea Cournoyer, Samford
 Lilly Hatton, Wofford

Second Team

Jakhyia Davis, ETSU
 Tierra Hodges, Furman
 Celena Taborn, Furman
 Shannon Titus, Mercer
 Helen Matthews, Wofford



Mercer guard Amoria Neal-Tysor was the MOP of the SoCon Championship.



Samford's Carley Kuhns was named the SoCon Coach of the Year by the coaches and media after leading the Bulldogs to the regular season title.

ALL-FRESHMAN TEAMS

Coaches All-Freshman Team

Carly Hooks, ETSU
 Sydney James, Furman
 Tate Walters, Furman
 Khalis Cain, UNCG
 Zanoria Cruz, Western Carolina

Media All-Freshman Team

Jakhyia Davis, ETSU
 Carly Hooks, ETSU
 Sydney James, Furman
 Khalis Cain, UNCG
 Zanoria Cruz, Western Carolina

PLAYERS OF THE WEEK

PRESENTED BY **GEICO**

Date	Name	Pos.	School
Dec. 1	Shauntai Battle	G/F	Samford
Dec. 8	Tate Walters	G	Furman
Dec. 15	Jaron Dougherty	F	Mercer
Dec. 22	Eboni Williams	F	Chattanooga
Jan. 5	Eboni Williams	F	Chattanooga
Jan. 12	Annie Ramil	F	Samford
Jan. 19	Amoria Neal-Tysor	G	Mercer
Jan. 26	Abbey Cornelius	C	Chattanooga
Feb. 2	Andrea Cournoyer	G	Samford
Feb. 9	Annie Ramil	F	Samford
Feb. 16	Andrea Cournoyer	G	Samford
Feb. 23	Shannon Titus	G/F	Mercer
March 1	Natalie Armstrong	C	Samford

PLAYERS OF THE MONTH

Month	Name	Pos.	School
Dec.	Jaron Dougherty	Forward	Mercer
Jan.	Andrea Cournoyer	Guard	Samford
Feb.	Shannon Titus	Forward	Mercer



2020-21 INDIVIDUAL STATS

#SoConHoops

SCORING

##	Player-Team	Cl	G	FG	3FG	FT	Pts	Avg.
1.	Andrea Cournoyer-SAM	JR	22	146	48	64	404	18.4
2.	Amoria Neal-Tysor-MER	JR	24	156	55	37	404	16.8
3.	Tierra Hodges-FUR	SR	25	155	28	67	405	16.2
4.	Jaron Dougherty-MER	JR	26	174	8	56	412	15.8
5.	Jada Lewis-MER	JR	26	126	47	71	370	14.2
6.	Shannon Titus-MER	SR	26	132	2	71	337	13.0
7.	Natalie Armstrong-SAM	SR	22	117	16	30	280	12.7
8.	Eboni Williams-UTC	JR	24	122	11	47	302	12.6
9.	Cece Crudup-UNCG	SR	24	108	17	51	284	11.8
10.	Bria Dial-UTC	SR	24	93	48	49	283	11.8
11.	Annie Ramil-SAM	JR	25	104	9	57	274	11.0
12.	Kyla Allison-WCU	JR	24	105	17	29	256	10.7
13.	Lilly Hatton-WOF	SO	24	99	25	30	253	10.5
14.	Abbey Cornelius-UTC	JR	24	92	6	51	241	10.0
15.	Zanoria Cruz-WCU	FR	24	81	16	60	238	9.9

REBOUNDING

##	Player-Team	Cl	G	OFF	DEF	TOT	Avg/G
1.	Tierra Hodges-FUR	SR	25	64	195	259	10.4
2.	Jaron Dougherty-MER	JR	26	72	170	242	9.3
3.	Abbey Cornelius-UTC	JR	24	54	147	201	8.4
4.	Annie Ramil-SAM	JR	25	71	134	205	8.2
5.	Khalis Cain-UNCG	FR	24	77	118	195	8.1
6.	Eboni Williams-UTC	JR	24	50	140	190	7.9
7.	Shannon Titus-MER	SR	26	78	108	186	7.2
8.	Jakhyia Davis-ETSU	FR	20	42	92	134	6.7
9.	Natalie Armstrong-SAM	SR	22	32	107	139	6.3
10.	Nadia Marshall-WCU	SO	23	42	102	144	6.3
11.	Jamari McDavid-WOF	SR	24	82	62	144	6.0
12.	Mykia Dowdell-ETSU	SO	20	41	63	104	5.2
13.	Niyah Lutz-WOF	JR	24	33	89	122	5.1
14.	Lilly Hatton-WOF	SO	24	36	84	120	5.0
15.	Cece Crudup-UNCG	SR	24	26	93	119	5.0

FIELD GOAL PERCENTAGE

##	Player-Team	Cl	G	FG	FGA	Pct
1.	Celena Taborn-FUR	SR	25	88	144	.611
2.	Annie Ramil-SAM	JR	25	104	198	.525
3.	Abbey Cornelius-UTC	JR	24	92	179	.514
4.	Tembre Moates-WCU	SR	23	86	168	.512
5.	Lilly Hatton-WOF	SO	24	99	205	.483
6.	Tierra Hodges-FUR	SR	25	155	334	.464
7.	Natalie Armstrong-SAM	SR	22	117	254	.461
8.	Eboni Williams-UTC	JR	24	122	268	.455
9.	Nadia Marshall-WCU	SO	23	87	194	.448

ASSISTS

##	Player-Team	Cl	G	Assists	Avg/G
1.	Tate Walters-FUR	FR	21	90	4.29
2.	Raven Omar-SAM	SR	25	107	4.28
3.	Jada Lewis-MER	JR	26	91	3.50
4.	Alea Harris-WOF	JR	24	61	2.54
5.	Cece Crudup-UNCG	SR	24	60	2.50
6.	Andrea Martin Ruiz-WCU	SO	20	49	2.45
7.	Abbey Cornelius-UTC	JR	24	58	2.42
8.	Dena Jarrells-UTC	SO	23	53	2.30
9.	Mallory Hampton-SAM	FR	25	55	2.20

FREE THROW PERCENTAGE

##	Player-Team	Cl	G	FTM	FTA	Pct
1.	Jada Lewis-MER	JR	26	71	82	.866
2.	Andrea Cournoyer-SAM	JR	22	64	74	.865
3.	Tierra Hodges-FUR	SR	25	67	84	.798
4.	Jackie Carman-WOF	JR	24	49	62	.790
5.	Zanoria Cruz-WCU	FR	24	60	78	.769
6.	Abbey Cornelius-UTC	JR	24	51	67	.761
7.	Cece Crudup-UNCG	SR	24	51	68	.750
8.	Jaron Dougherty-MER	JR	26	56	78	.718
9.	Annie Ramil-SAM	JR	25	57	80	.713
10.	Bria Dial-UTC	SR	24	49	69	.710

STEALS

##	Player-Team	Cl	G	Steals	Avg/G
1.	Andrea Cournoyer-SAM	JR	22	65	2.95
2.	Shannon Titus-MER	SR	26	73	2.81

3.	Kaia Upton-ETSU	JR	18	35	1.94
4.	Eboni Williams-UTC	JR	24	43	1.79
5.	Cece Crudup-UNCG	SR	24	39	1.63
6.	Jaron Dougherty-MER	JR	26	38	1.46
7.	Mykia Dowdell-ETSU	SO	20	29	1.45
8.	Amoria Neal-Tysor-MER	JR	24	34	1.42
9.	Carly Hooks-ETSU	FR	19	26	1.37

3-POINT FIELD GOAL PERCENTAGE

##	Player-Team	Cl	G	3FG	FGA	Pct
1.	Katie Allen-SAM	SR	24	32	73	.438
2.	Lilly Hatton-WOF	SO	24	25	62	.403
3.	Dena Jarrells-UTC	SO	23	28	71	.394
4.	Amoria Neal-Tysor-MER	JR	24	55	145	.379
5.	Raven Omar-SAM	SR	25	25	69	.362
6.	Tierra Hodges-FUR	SR	25	28	79	.354
7.	Jada Lewis-MER	JR	26	47	133	.353
8.	Andrea Cournoyer-SAM	JR	22	48	140	.343
9.	Greyson Boone-FUR	JR	25	32	95	.337
10.	Bria Dial-UTC	SR	24	48	150	.320
11.	Niyah Lutz-WOF	JR	24	28	94	.298
12.	Tori Powell-UNCG	SR	18	27	91	.297
13.	Carly Hooks-ETSU	FR	19	23	79	.291
14.	Sydney James-FUR	FR	23	37	129	.287
15.	Tate Walters-FUR	FR	21	34	120	.283

3-POINT FIELD GOALS MADE

##	Player-Team	Cl	G	3FG	Avg/G
1.	Amoria Neal-Tysor-MER	JR	24	55	2.29
2.	Andrea Cournoyer-SAM	JR	22	48	2.18
3.	Bria Dial-UTC	SR	24	48	2.00
4.	Jada Lewis-MER	JR	26	47	1.81
5.	Lauren LaPlant-WCU	SR	24	40	1.67
6.	Tate Walters-FUR	FR	21	34	1.62
7.	Sydney James-FUR	FR	23	37	1.61
8.	Tori Powell-UNCG	SR	18	27	1.50
9.	Jackie Carman-WOF	JR	24	32	1.33
	Katie Allen-SAM	SR	24	32	1.33
11.	Greyson Boone-FUR	JR	25	32	1.28
12.	Dena Jarrells-UTC	SO	23	28	1.22
13.	Carly Hooks-ETSU	FR	19	23	1.21
14.	Niyah Lutz-WOF	JR	24	28	1.17
15.	Tierra Hodges-FUR	SR	25	28	1.12

BLOCKED SHOTS

##	Player-Team	Cl	G	Blocks	Avg/G
1.	Natalie Armstrong-SAM	SR	22	43	1.95
2.	Abbey Cornelius-UTC	JR	24	44	1.83
3.	Shannon Titus-MER	SR	26	41	1.58
4.	Khalis Cain-UNCG	FR	24	36	1.50
5.	Jakhyia Davis-ETSU	FR	20	24	1.20
6.	Lilly Hatton-WOF	SO	24	28	1.17
7.	Celena Taborn-FUR	SR	25	20	0.80
8.	Jaron Dougherty-MER	JR	26	20	0.77
9.	Bria Dial-UTC	SR	24	18	0.75
10.	Eboni Williams-UTC	JR	24	17	0.71

ASSIST/TURNOVER RATIO (MIN. 3.0 ASSISTS/GAME)

##	Player-Team	Cl	G	Asst	Avg	Turn	Avg Ratio
1.	Jill Harris-MER	SO	26	88	3.4	39	1.5 2.26
2.	Jada Lewis-MER	JR	26	91	3.5	48	1.8 1.90
3.	Raven Omar-SAM	SR	25	107	4.3	78	3.1 1.37
4.	Tate Walters-FUR	FR	21	90	4.3	80	3.8 1.13
5.	Kyla Allison-WCU	JR	24	78	3.3	79	3.3 0.995

MINUTES PLAYED

##	Player-Team	Cl	G	Minutes	Avg/G
1.	Tierra Hodges-FUR	SR	25	915	36.60
2.	Bria Dial-UTC	SR	24	787	32.79
3.	Kyla Allison-WCU	JR	24	783	32.62
4.	Jaron Dougherty-MER	JR	26	848	32.62
	Shannon Titus-MER	SR	26	848	32.62
6.	Tori Powell-UNCG	SR	18	579	32.17
7.	Cece Crudup-UNCG	SR	24	762	31.75
8.	Tate Walters-FUR	FR	21	663	31.57
9.	Lauren LaPlant-WCU	SR	24	756	31.50
10.	Raven Omar-SAM	SR	25	765	30.60

2020-21 TEAM STATS



SCORING OFFENSE

##	Team	G	W-L	Pts	Avg
1.	Mercer	26	19-7	1777	68.3
2.	Samford	25	14-11	1706	68.2
3.	Chattanooga	24	14-10	1525	63.5
4.	Wofford	24	13-11	1500	62.5
5.	Furman	25	11-14	1494	59.8
6.	ETSU	20	4-16	1166	58.3
7.	Western Carolina	24	6-18	1327	55.3
8.	UNC Greensboro	24	8-16	1209	50.4

SCORING DEFENSE

##	Team	G	Pts	Avg/G
1.	UNC Greensboro	24	1369	57.0
2.	Mercer	26	1559	60.0
3.	Wofford	24	1472	61.3
4.	Furman	25	1534	61.4
5.	Chattanooga	24	1495	62.3
6.	Samford	25	1579	63.2
7.	Western Carolina	24	1542	64.2
8.	ETSU	20	1329	66.4

SCORING MARGIN

##	Team	G	OFF	DEF Margin
1.	Mercer	26	68.3	60.0 +8.4
2.	Samford	25	68.2	63.2 +5.1
3.	Chattanooga	24	63.5	62.3 +1.2
4.	Wofford	24	62.5	61.3 +1.2
5.	Furman	25	59.8	61.4 -1.6
6.	UNC Greensboro	24	50.4	57.0 -6.7
7.	ETSU	20	58.3	66.4 -8.1
8.	Western Carolina	24	55.3	64.2 -9.0

FREE THROW PERCENTAGE

##	Team	G	FTM	FTA	Pct
1.	Samford	25	263	361	.729
2.	Western Carolina	24	220	303	.726
3.	Mercer	26	275	380	.724
4.	Chattanooga	24	283	406	.697
5.	Wofford	24	283	414	.684
6.	UNC Greensboro	24	222	340	.653
7.	Furman	25	240	368	.652
8.	ETSU	20	224	345	.649

FIELD GOAL PERCENTAGE

##	Team	G	FG	FGA	Pct
1.	Samford	25	637	1462	.436
2.	Chattanooga	24	550	1321	.416
3.	Furman	25	552	1355	.407
4.	Mercer	26	692	1713	.404
5.	Western Carolina	24	508	1322	.384
6.	Wofford	24	543	1445	.376
7.	ETSU	20	417	1179	.354
8.	UNC Greensboro	24	438	1299	.337

FIELD GOAL PERCENTAGE DEFENSE

##	Team	G	FG	FGA	Pct
1.	Chattanooga	24	550	1454	.378
2.	UNC Greensboro	24	513	1353	.379
3.	Wofford	24	549	1430	.384
4.	Samford	25	588	1517	.388
5.	Mercer	26	558	1437	.388
6.	Furman	25	572	1437	.398
7.	ETSU	20	464	1155	.402
8.	Western Carolina	24	539	1285	.419

3-POINT FIELD GOAL PERCENTAGE

##	Team	G	FG	FGA	Pct
1.	Samford	25	169	493	.343
2.	Mercer	26	118	358	.330
3.	Furman	25	150	494	.304
4.	Chattanooga	24	142	477	.298
5.	Wofford	24	131	451	.290
6.	ETSU	20	108	421	.257
7.	UNC Greensboro	24	111	441	.252
8.	Western Carolina	24	91	365	.249

3-POINT FIELD GOAL PCT DEFENSE

##	Team	G	FG	FGA	Pct
1.	UNC Greensboro	24	115	453	.254
2.	Mercer	26	105	393	.267
3.	Samford	25	163	597	.273
4.	Wofford	24	132	476	.277
5.	Furman	25	138	448	.308
6.	Chattanooga	24	128	407	.314
7.	ETSU	20	137	409	.335
8.	Western Carolina	24	150	443	.339

REBOUNDING OFFENSE

##	Team	G	Reb	Avg/G
1.	Wofford	24	981	40.9
2.	Samford	25	952	38.1
3.	Mercer	26	987	38.0
4.	ETSU	20	739	37.0
5.	Furman	25	922	36.9
6.	Chattanooga	24	883	36.8
7.	UNC Greensboro	24	839	35.0
8.	Western Carolina	24	807	33.6

REBOUNDING DEFENSE

##	Team	G	Reb	Avg/G
1.	Western Carolina	24	813	33.9
2.	Furman	25	850	34.0
3.	Samford	25	888	35.5
4.	Chattanooga	24	888	37.0
5.	Wofford	24	889	37.0
6.	UNC Greensboro	24	938	39.1
7.	Mercer	26	1035	39.8
8.	ETSU	20	817	40.8

REBOUNDING MARGIN

##	Team	G	Avg	Opp	+/-
1.	Wofford	24	40.9	37.0	+3.8
2.	Furman	25	36.9	34.0	+2.9
3.	Samford	25	38.1	35.5	+2.6
4.	Chattanooga	24	36.8	37.0	-0.2
5.	Western Carolina	24	33.6	33.9	-0.2
6.	Mercer	26	38.0	39.8	-1.8
7.	ETSU	20	37.0	40.8	-3.9
8.	UNC Greensboro	24	35.0	39.1	-4.1

BLOCKED SHOTS

##	Team	G	Blocks	Avg/G
1.	Mercer	26	111	4.27
2.	Chattanooga	24	93	3.88
3.	ETSU	20	67	3.35
4.	UNC Greensboro	24	65	2.71
5.	Wofford	24	64	2.67
6.	Samford	25	65	2.60
7.	Furman	25	51	2.04
8.	Western Carolina	24	46	1.92

ASSISTS

##	Team	G	Assists	Avg/G
1.	Mercer	26	373	14.35
2.	Samford	25	342	13.68
3.	Furman	25	337	13.48
4.	Chattanooga	24	319	13.29
5.	Western Carolina	24	274	11.42
6.	Wofford	24	271	11.29
7.	ETSU	20	214	10.70
8.	UNC Greensboro	24	183	7.63

STEALS

##	Team	G	Steals	Avg/G
1.	ETSU	20	193	9.65
2.	Mercer	26	231	8.88
3.	Samford	25	194	7.76
4.	Western Carolina	24	170	7.08
5.	Chattanooga	24	164	6.83
6.	UNC Greensboro	24	156	6.50
7.	Wofford	24	152	6.33
8.	Furman	25	152	6.08

TURNOVER MARGIN

##	Team	G	Avg	Opp	+/-
1.	Mercer	26	11.0	18.4	+7.42
2.	ETSU	20	18.0	19.1	+1.05
3.	UNC Greensboro	24	15.6	15.0	-0.67
4.	Wofford	24	15.6	14.4	-1.21
5.	Samford	25	16.2	15.0	-1.28
6.	Chattanooga	24	18.0	16.0	-2.08
7.	Western Carolina	24	17.3	14.9	-2.38
8.	Furman	25	18.5	15.1	-3.40

ASSIST/TURNOVER RATIO

##	Team	G	Asst	Turn	Ratio
1.	Mercer	26	14.3	11.0	1.30
2.	Samford	25	13.7	16.2	0.84
3.	Chattanooga	24	13.3	18.0	0.74
4.	Furman	25	13.5	18.5	0.73
5.	Wofford	24	11.3	15.6	0.72
6.	Western Carolina	24	11.4	17.3	0.55
7.	ETSU	20	10.7	18.0	0.59
8.	UNC Greensboro	24	7.6	15.6	0.49

3-POINT FG MADE

##	Team	G	3FG	Avg/G
1.	Samford	25	169	6.76
2.	Furman	25	150	6.00
3.	Chattanooga	24	142	5.92
4.	Wofford	24	131	5.46
5.	ETSU	20	108	5.40
6.	UNC Greensboro	24	111	4.63
7.	Mercer	26	118	4.54
8.	Western Carolina	24	91	3.79

ATTENDANCE

##	Team	G	ATTEND	Avg/G
1.	Chattanooga	24	5529	230
2.	ETSU	20	4599	230
3.	Furman	25	8393	336
4.	Mercer	26	6888	265
5.	Samford	25	6014	241
6.	UNCG	24	4536	189
7.	Western Carolina	24	2812	117
8.	Wofford	24	3357	140



2020-21 INDIVIDUAL GAME HIGHS

POINTS

- 34 Andrea Cournoyer (Samford) vs Furman (01/28/21)
- 34 Amoria Neal-Tysor (Mercer) vs Furman (03/05/21)
- 33 Amoria Neal-Tysor (Mercer) at UAB (12/10/20)
- 31 Andrea Cournoyer (Samford) vs ETSU (03/04/21)
- 30 Eboni Williams (Chattanooga) at Georgia State (12/21/20)
- 30 Amoria Neal-Tysor (Mercer) at UNC Greensboro (01/16/21)

FIELD GOALS MADE

- 13 Amoria Neal-Tysor (Mercer) at UNC Greensboro (01/16/21)
- 13 Amoria Neal-Tysor (Mercer) vs Furman (03/05/21)
- 12 Jaron Dougherty (Mercer) vs Tennessee State (11/28/20)
- 12 Nadia Marshall (Western Carolina) vs Mercer (02/04/21)
- 12 Andrea Cournoyer (Samford) at Wofford (02/11/21)

FIELD-GOAL ATTEMPTS

- 28 Jada Lewis (Mercer) vs Wofford (02/21/21)
- 26 Amoria Neal-Tysor (Mercer) vs Western Carolina (03/04/21)
- 25 Shannon Titus (Mercer) vs Wofford (02/21/21)
- 25 Amoria Neal-Tysor (Mercer) at ETSU (02/27/21)
- 24 Amoria Neal-Tysor (Mercer) vs Georgia (11/25/20)
- 24 Jaron Dougherty (Mercer) vs Chattanooga (01/28/21)
- 24 Cece Crudup (UNC Greensboro) vs Wofford (03/04/21)

FIELD-GOAL PERCENTAGE

- .889 (8-9) Shannon Titus (Mercer) vs Covenant (12/05/20)
- .846 (11-13) Celena Taborn (Furman) vs Mercer (03/05/21)
- .833 (10-12) Audra Leipold (Samford) vs Birmingham-Southern (01/04/21)
- .800 (8-10) Abbey Cornelius (Chattanooga) vs Samford (01/23/21)
- .769 (10-13) Kyla Allison (Western Carolina) at Chattanooga (02/13/21)

3-POINT FIELD GOALS MADE

- 7 Bria Dial (Chattanooga) vs Georgia Southern (12/20/20)
- 6 Katie Allen (Samford) at Auburn (11/28/20)
- 6 Katie Allen (Samford) vs Alabama-Huntsville (12/31/20)
- 6 Lauren LaPlant (Western Carolina) vs Wofford (01/23/21)
- 6 Amoria Neal-Tysor (Mercer) vs Samford (02/25/21)

3-POINT FIELD-GOAL ATTEMPTS

- 16 Andrea Cournoyer (Samford) vs ETSU (03/04/21)
- 15 Lauren LaPlant (Western Carolina) vs Wofford (01/23/21)
- 13 Andrea Cournoyer (Samford) at Chattanooga (01/21/21)
- 13 Sydney James (Furman) at Samford (01/28/21)
- 13 Jackie Carman (Wofford) vs Chattanooga (02/04/21)

3-POINT FIELD-GOAL PERCENTAGE

- 1.000 (5-5) Pernilla Sorensen (UNC Greensboro) at Chattanooga (02/21/21)
- .833 (5-6) Natalie Armstrong (Samford) at Alabama (11/25/20)
- .750 (6-8) Katie Allen (Samford) vs Alabama-Huntsville (12/31/20)
- .714 (5-7) Amoria Neal-Tysor (Mercer) vs Tennessee State (11/28/20)
- .714 (5-7) Niyah Lutz (Wofford) vs ETSU (01/14/21)
- .714 (5-7) Pernilla Sorensen (UNC Greensboro) vs Wofford (03/04/21)

FREE THROWS MADE

- 14 Amoria Neal-Tysor (Mercer) at UAB (12/10/20)
- 11 Andrea Cournoyer (Samford) vs Furman (01/28/21)
- 10 Zanoria Cruz (Western Carolina) vs Elon (12/05/20)
- 10 Jasmine Sanders (ETSU) vs UNC Greensboro (01/24/21)
- 9 Jayla Johnson (UNC Greensboro) vs Mercer (01/16/21)
- 9 Jaron Dougherty (Mercer) vs Furman (01/21/21)
- 9 Andrea Cournoyer (Samford) vs ETSU (03/04/21)
- 9 Jada Lewis (Mercer) vs Western Carolina (03/04/21)

FREE-THROW ATTEMPTS

- 15 Amoria Neal-Tysor (Mercer) at UAB (12/10/20)
- 12 Jasmine Sanders (ETSU) vs UNC Greensboro (01/24/21)
- 12 Andrea Cournoyer (Samford) vs Furman (01/28/21)
- 11 Amaria Pugh (Chattanooga) at Troy (12/09/20)
- 11 Jaron Dougherty (Mercer) vs Furman (01/21/21)
- 11 Zanoria Cruz (Western Carolina) vs Mercer (02/04/21)
- 11 Raven Omar (Samford) at Mercer (02/25/21)
- 11 Andrea Cournoyer (Samford) vs ETSU (03/04/21)
- 11 Jada Lewis (Mercer) vs Western Carolina (03/04/21)

FREE-THROW PERCENTAGE

- 1.000 (10-10) Zanoria Cruz (Western Carolina) vs Elon (12/05/20)
- 1.000 (9-9) Jayla Johnson (UNC Greensboro) vs Mercer (01/16/21)
- 1.000 (8-8) Andrea Cournoyer (Samford) vs Mercer (01/09/21)
- 1.000 (8-8) Dena Jarrells (Chattanooga) vs Western Carolina (02/13/21)
- .933 (14-15) Amoria Neal-Tysor (Mercer) at UAB (12/10/20)

REBOUNDS

- 19 Jaron Dougherty (Mercer) vs Tennessee State (11/28/20)
- 18 Abbey Cornelius (Chattanooga) vs Vanderbilt (12/13/20)
- 17 Tierra Hodges (Furman) at Georgia Southern (12/03/20)
- 17 Nadia Marshall (Western Carolina) vs Mercer (02/04/21)
- 16 Jaron Dougherty (Mercer) vs Chattanooga (01/28/21)
- 16 Annie Ramil (Samford) vs UNC Greensboro (02/04/21)
- 16 Abbey Cornelius (Chattanooga) vs UNC Greensboro (02/21/21)

ASSISTS

- 12 Tate Walters (Furman) at Samford (01/30/21)
- 11 Tate Walters (Furman) vs Wofford (02/25/21)
- 10 Alea Harris (Wofford) vs Erskine (01/02/21)
- 9 Raven Omar (Samford) vs Alabama-Huntsville (12/31/20)
- 9 Paraskevi Koilia (Furman) vs Erskine (01/05/21)
- 9 Maddie Griffon (Furman) vs ETSU (02/05/21)

STEALS

- 7 Andrea Cournoyer (Samford) vs Furman (01/28/21)
- 6 Shannon Titus (Mercer) at Western Kentucky (12/18/20)
- 6 Shannon Titus (Mercer) vs Chattanooga (01/28/21)
- 6 Jaron Dougherty (Mercer) vs Wofford (03/07/21)
- 5 Kaia Upton (ETSU) at Longwood (11/28/20)
- 5 Tori Powell (UNC Greensboro) vs NC Wesleyan (12/07/20)
- 5 Andrea Cournoyer (Samford) vs North Alabama (12/11/20)
- 5 Shannon Titus (Mercer) at UNCW (12/29/20)
- 5 Joi Reid (Western Carolina) vs Piedmont (01/06/21)
- 5 Andrea Cournoyer (Samford) vs Mercer (01/09/21)
- 5 Khalis Cain (UNC Greensboro) vs Mercer (01/14/21)
- 5 Eboni Williams (Chattanooga) at Furman (01/15/21)
- 5 Cece Crudup (UNC Greensboro) vs Wofford (01/28/21)
- 5 Tyah Hunter (Furman) vs ETSU (02/07/21)
- 5 Cece Crudup (UNC Greensboro) vs Furman (02/13/21)
- 5 Cece Crudup (UNC Greensboro) at Chattanooga (02/19/21)
- 5 Andrea Cournoyer (Samford) at Mercer (02/25/21)
- 5 Shannon Titus (Mercer) at ETSU (02/27/21)
- 5 Kaia Upton (ETSU) vs Samford (03/04/21)

BLOCKED SHOTS

- 6 Shannon Titus (Mercer) at Western Kentucky (12/18/20)
- 6 Natalie Armstrong (Samford) vs UNC Greensboro (02/04/21)
- 5 Abbey Cornelius (Chattanooga) vs Vanderbilt (12/13/20)
- 5 Celena Taborn (Furman) at Samford (01/30/21)
- 5 Khalis Cain (UNC Greensboro) at Chattanooga (02/21/21)

TURNOVERS

- 10 Tate Walters (Furman) vs Chattanooga (03/04/21)
- 9 Paraskevi Koilia (Furman) at Elon (12/13/20)
- 8 E'Lease Stafford (ETSU) at Longwood (11/28/20)
- 8 Sigrun Olafsdottir (Chattanooga) at Georgia State (12/21/20)
- 8 Tierra Hodges (Furman) vs Wofford (02/25/21)

#SoConHoops

2020-21 TEAM GAME HIGHS



POINTS

135	Samford vs Birmingham-Southern (01/04/21)
96	Chattanooga vs Georgia Southern (12/20/20)
88	Wofford vs Erskine (01/02/21)
87	Mercer at UNCW (12/29/20)
84	Samford at Western Carolina (01/14/21)

MARGIN OF VICTORY

75 (135-60)	Samford vs Birmingham-Southern (01/04/21)
53 (78-25)	Mercer vs Covenant (12/05/20)
53 (81-28)	Furman vs Converse (12/16/20)
50 (77-27)	Mercer vs South Carolina State (12/15/20)
39 (88-49)	Wofford vs Erskine (01/02/21)

FIELD GOALS MADE

53	Samford vs Birmingham-Southern (01/04/21)
37	Mercer at UNCW (12/29/20)
34	Mercer vs Tennessee State (11/28/20)
34	Mercer vs Covenant (12/05/20)
34	Chattanooga vs Georgia Southern (12/20/20)
34	Wofford vs Erskine (01/02/21)
34	Mercer vs Wofford (02/21/21)

FIELD-GOAL ATTEMPTS

90	Mercer vs Wofford (02/21/21)
83	Samford vs Birmingham-Southern (01/04/21)
78	Wofford vs Erskine (01/02/21)
75	Wofford vs Winthrop (11/25/20)
74	Mercer at UAB (12/10/20)
74	ETSU at Wofford (01/16/21)
74	Mercer vs Furman (01/21/21)

FIELD-GOAL PERCENTAGE

.639 (53-83)	Samford vs Birmingham-Southern (01/04/21)
.564 (22-39)	Furman at Elon (12/13/20)
.557 (34-61)	Chattanooga vs Georgia Southern (12/20/20)
.542 (26-48)	Chattanooga at Mercer (01/30/21)
.540 (27-50)	Furman vs Mercer (03/05/21)

3-POINT FIELD GOALS MADE

14	Chattanooga vs Georgia Southern (12/20/20)
14	Samford at Wofford (02/13/21)
12	Samford vs Birmingham-Southern (01/04/21)
12	Wofford vs ETSU (01/14/21)
11	UNC Greensboro at UNCW (12/11/20)
11	Chattanooga vs Western Carolina (02/11/21)
11	Wofford vs UNC Greensboro (03/04/21)

3-POINT FIELD-GOAL ATTEMPTS

31	ETSU vs Presbyterian (12/12/20)
31	Chattanooga vs Eastern Kentucky (12/18/20)
31	Chattanooga vs Samford (01/23/21)
30	UNC Greensboro at UNCW (12/11/20)
30	UNC Greensboro at Tennessee (12/20/20)
30	Furman at Samford (01/28/21)
30	Samford at Wofford (02/13/21)

3-POINT FIELD-GOAL PERCENTAGE

.632 (12-19)	Wofford vs ETSU (01/14/21)
.571 (4-7)	Mercer vs Furman (01/23/21)
.545 (6-11)	UNC Greensboro at Chattanooga (02/21/21)
.538 (7-13)	Western Carolina at ETSU (02/23/21)
.538 (7-13)	Furman vs Chattanooga (03/04/21)

FREE THROWS MADE

30	Chattanooga vs Western Carolina (02/13/21)
26	Wofford vs ETSU (03/05/21)
23	Chattanooga at Troy (12/09/20)
22	Mercer at UAB (12/10/20)
22	ETSU vs Mercer (02/27/21)

FREE-THROW ATTEMPTS

41	Chattanooga at Troy (12/09/20)
38	Chattanooga vs Western Carolina (02/13/21)
30	ETSU vs Mercer (02/27/21)
30	Wofford vs ETSU (03/05/21)
28	ETSU at Vanderbilt (12/08/20)

FREE-THROW PERCENTAGE

1.000 (10-10)	Samford at Chattanooga (01/21/21)
1.000 (6-6)	Western Carolina vs Newberry (12/09/20)
1.000 (6-6)	UNC Greensboro at Samford (02/04/21)
.938 (15-16)	UNC Greensboro vs Mercer (01/16/21)
.923 (12-13)	Samford vs Illinois State (03/20/21)

REBOUNDS

69	Wofford vs Erskine (01/02/21)
64	Samford vs Birmingham-Southern (01/04/21)
53	Mercer vs Covenant (12/05/20)
52	ETSU at Longwood (11/28/20)
52	Mercer vs Tennessee State (11/28/20)
52	Mercer vs Wofford (02/21/21)

ASSISTS

29	Samford vs Birmingham-Southern (01/04/21)
26	Furman vs Converse (12/16/20)
25	Mercer vs Tennessee State (11/28/20)
25	Mercer vs Covenant (12/05/20)
25	Chattanooga vs Georgia Southern (12/20/20)

STEALS

16	Mercer vs Covenant (12/05/20)
16	Mercer vs Furman (03/05/21)
15	ETSU vs Samford (03/04/21)
14	ETSU vs Presbyterian (12/12/20)
14	Mercer vs South Carolina State (12/15/20)
14	Western Carolina vs Piedmont (01/06/21)

BLOCKED SHOTS

9	Mercer vs Tennessee State (11/28/20)
9	UNC Greensboro at Samford (02/06/21)
8	Mercer vs Covenant (12/05/20)
8	Chattanooga vs Vanderbilt (12/13/20)
8	Chattanooga at Austin Peay (12/15/20)

TURNOVERS

33	Wofford at Kentucky (12/19/20)
32	ETSU at Longwood (11/28/20)
30	Chattanooga at Georgia State (12/21/20)
29	Furman at Elon (12/13/20)
26	Samford at Indiana (12/03/20)
26	UNC Greensboro vs N.C. A&T (12/14/20)
26	ETSU at Furman (02/07/21)

FOULS

29	Furman at Elon (12/13/20)
27	Western Carolina vs Elon (12/05/20)
26	Western Carolina at UNC Asheville (11/25/20)
26	Western Carolina at Chattanooga (02/13/21)
25	Chattanooga vs Tennessee Tech (12/11/20)

Scoring

Game

1.	48	Karen Pelphrey, MAR vs. Kentucky State	Feb. 22, 1984
	48	Valorie Whiteside, APP vs. Western Carolina	Jan. 23, 1986
	48	Lori Lyons, WCU vs. ETSU	Jan. 30, 1993
4.	47	Nicole Hopson, ETSU vs. Furman	Feb. 25, 1991
5.	45	Valorie Whiteside, APP vs. Western Carolina	1985-86
	45	Regina Kirk, UTC vs. North Alabama	Dec. 18, 1987
	45	Jennifer Gardner, WCU vs. Georgia Southern	March 5, 2005
8.	44	Karen Pelphrey, MAR vs. South Carolina	Jan. 15, 1984
	44	Valorie Whiteside, APP vs. Lenoir-Rhyne	Feb. 4, 1985
	44	Shannon Thomas, APP vs. New Mexico State	Feb. 22, 1991

Season

1.	776	Valorie Whiteside, Appalachian State	1986-87
2.	758	Valorie Whiteside, Appalachian State	1984-85
3.	732	Karen Pelphrey, Marshall	1985-86
4.	728	Karen Pelphrey, Marshall	1984-85
	728	DeShawne Blocker, ETSU	1994-95
6.	718	Precious Bridges, Mercer	2014-15
7.	712	Valorie Whiteside, Appalachian State	1987-88
8.	698	Valorie Whiteside, Appalachian State	1985-86
9.	677	Alex Anderson, Chattanooga	2006-07
10.	660	Lucy Mason, UNCG	2015-16

Career

1.	2,944	Valorie Whiteside, Appalachian State	1984-88
2.	2,376	Regina Kirk, Chattanooga	1984-88
3.	2,275	Kahlia Lawrence, Mercer	2014-18
4.	2,169	Rushia Brown, Furman	1989-94
5.	2,163	Karen Pelphrey, Marshall	1983-86
6.	2,151	Katie Beck, ETSU	1984-88
7.	2,084	DeShawne Blocker, ETSU	1991-95
	2,084	Nadine Soliman, UNCG	2016-20
9.	2,020	Ali Ford, Elon	2009-13
10.	1,932	Tianna Tarter, ETSU	2014-18


Scoring average

Season

	Avg	G	Pts.		
1.	27.1	28	758	Valorie Whiteside, Appalachian State	1984-85
2.	26.1	28	732	Karen Pelphrey, Marshall	1985-86
3.	25.4	28	712	Valorie Whiteside, Appalachian State	1987-88
4.	25.0	31	776	Valorie Whiteside, Appalachian State	1986-87
5.	25.1	29	728	Karen Pelphrey, Marshall	1984-85
6.	24.3	30	730	DeShawne Blocker, ETSU	1994-95
7.	24.1	29	698	Valorie Whiteside, Appalachian State	1985-86
8.	23.4	28	654	Regina Kirk, Chattanooga	1987-88
9.	22.4	28	626	Nicole Hopson, ETSU	1990-91
10.	22.3	28	623	Angela Crosby, Appalachian State	1993-94

Career

1.	25.4	Valorie Whiteside, Appalachian State	1984-88
2.	21.9	Angela Crosby, Appalachian State	1992-96
3.	21.2	Regina Kirk, Chattanooga	1984-88
4.	20.5	Katie Beck, ETSU	1984-88
5.	19.5	DeShawne Blocker, ETSU	1991-95
6.	19.0	Rushia Brown, Furman	1989-94
7.	17.2	Jenny Nett, Wofford	1997-02
8.	17.1	Kahlia Lawrence, Mercer	2014-18
9.	16.5	Tianna Tarter, ETSU	2014-18
10.	16.3	Nadine Soliman, UNCG	2016-20



Appalachian State's Valorie Whiteside holds numerous SoCon records, including those for points in a season and a career.

Field goals made

Game

1.	24	Karen Pelphrey, MAR vs. Kentucky State	Feb. 22, 1984
2.	20	Valorie Whiteside, APP vs. Western Carolina	Jan. 23, 1986
	20	Lori Lyons, WCU vs. ETSU	Jan. 30, 1993
4.	19	Regina Kirk, UTC vs. North Alabama	Dec. 18, 1987
5.	18	Precious Bridges, MER vs. Saint Louis	Nov. 28, 2014
6.	17	Rushia Brown, FUR vs. Appalachian State	Jan. 30, 1993
	17	Chloe Wanink, WOF vs. Western Carolina	Jan. 10, 2019
	16	Regina Kirk, UTC vs. Austin Peay	Dec. 3, 1987
	16	Kahlia Lawrence, MER vs. Furman	Feb. 27, 2016
	16	Erica Haynes-Overton, ETSU vs. App. State	Nov. 29, 2018

Season

1.	314	Karen Pelphrey, Marshall	1983-84
2.	306	Valorie Whiteside, Appalachian State	1986-87
3.	286	Valorie Whiteside, Appalachian State	1987-88
4.	282	Valorie Whiteside, Appalachian State	1985-86
5.	279	Valorie Whiteside, Appalachian State	1984-85
6.	274	Katie Beck, ETSU	1985-86
7.	272	Regina Kirk, Chattanooga	1987-88
	272	Alex Anderson, Chattanooga	2006-07
9.	263	Precious Bridges, Mercer	2014-15
10.	253	Kahlia Lawrence, Mercer	2017-18

Career

1.	1,153	Valorie Whiteside, Appalachian State	1984-88
2.	964	Regina Kirk, Chattanooga	1984-88
3.	931	Kahlia Lawrence, Mercer	2014-18
4.	908	Rushia Brown, Furman	1989-94
5.	809	Kim Brown, Chattanooga	1988-93
6.	751	Nadine Soliman, UNCG	2016-20
7.	730	Sophia Aleksandravicius, Davidson	2009-13
8.	714	Karen Robinson, Appalachian State	1983-87
9.	711	Janice Rhynehardt, Furman	1988-92
10.	678	Anna Freeman, Appalachian State	2009-13

INDIVIDUAL RECORDS



Field-goal attempts

Game			
1. 39	Precious Bridges, MER vs. Saint Louis	Nov. 28, 2014	
2. 37	Lori Lyons, WCU vs. ETSU	Jan. 30, 1993	
3. 32	Whitney Hood, UTC vs. Wofford	Jan. 2, 2011	
4. 31	Erica Haynes-Overton	Nov. 5, 2019	
5. 30	Valorie Whiteside, APP vs. Marshall	Jan. 26, 1985	
30	Regina Kirk, UTC vs. ETSU	March 10, 1988	
7. 29	Alex Anderson, UTC vs. Western Carolina	Jan. 13, 2007	
29	Kahlia Lawrence, MER vs. Furman	Feb. 27, 2016	
9. 28	Ali Ford, Elon vs. Virginia Tech	Nov. 11, 2010	
28	Precious Bridges, MER vs. College of Charleston	Dec. 21, 2014	
28	Kahlia Lawrence, MER vs. Georgia	Mar. 17, 2018	
28	Jada Lewis, MER vs. Wofford	Feb. 21, 2021	

Season

1. 658	Precious Bridges, Mercer	2014-15
2. 598	Valorie Whiteside, Appalachian State	1987-88
3. 593	Kahlia Lawrence, Mercer	2015-16
4. 576	Lucy Mason, UNCG	2015-16
5. 566	Kahlia Lawrence, Mercer	2017-18
6. 549	KeKe Calloway, Mercer	2018-19
7. 544	Kahlia Lawrence, Mercer	2016-17
8. 534	Le'Jzae Davidson, Furman	2018-19
9. 532	Valorie Whiteside, Appalachian State	1986-87
532	Nadine Soliman, UNCG	2016-17

Career

1. 2,231	Valorie Whiteside, Appalachian State	1984-88
2. 2,182	Kahlia Lawrence, Mercer	2014-18
3. 1,912	Regina Kirk, Chattanooga	1984-88
4. 1,801	Nadine Soliman, UNCG	2016-20
5. 1,773	KeKe Calloway, Mercer	2015-19
6. 1,757	Lucy Mason, UNCG	2012-16
7. 1,729	Ali Ford, Elon	2009-13
8. 1,670	Le'Jzae Davidson, Furman	2016-20
9. 1,657	Kim Brown, Chattanooga	1989-93
10. 1,615	Sophia Aleksandravicius, Davidson	2009-13

Field-goal percentage

Game (minimum 8 made)			
1. 100.0 (11-11)	Melissa Chambers, CofC vs. Anderson	Jan. 18, 2006	
100.0 (11-11)	Rushia Brown, FUR vs. Campbell	Nov. 24, 1990	
100.0 (11-11)	Karen Mason, WCU vs. Eastern Kentucky	Feb. 1, 1995	
100.0 (11-11)	Melinda Goodson, UNCG vs. Wofford	Feb. 26, 1999	
5. 100.0 (10-10)	Regina Ikard, APP vs. Radford	Nov. 26, 1991	
100.0 (10-10)	Monique McClelland, GSU vs. APP	Jan. 23, 1992	
100.0 (10-10)	DeShawne Blocker, ETSU vs. WCU	Feb. 22, 1995	
8. 100.0 (9-9)	Susan Lance, UTC vs. Appalachian State	Feb. 22, 1987	
100.0 (9-9)	Mahagony Williams, WOF vs. APP	Feb. 25, 2008	
10. 100.0 (8-8)	Megan Jackson, ETSU vs. Chattanooga	Dec. 29, 2001	
100.0 (8-8)	Brittany Hodges, FUR vs. Elon	Feb. 23, 2013	
100.0 (8-8)	Destiny Mitchell, ETSU vs. Alabama A&M	Dec. 6, 2014	
100.0 (8-8)	Teanna Robinson, MER vs. UNCG	Jan. 12, 2015	

Season (minimum 5 made per game)

1. 64.6 (190-294)	DeShawne Blocker, ETSU	1992-93
2. 64.4 (139-216)	Kristen Ferrucci, Davidson	1994-95
3. 64.0 (222-347)	Angela Crosby, Appalachian State	1992-93
4. 63.7 (160-251)	Sharon Mitchell, Georgia Southern	1997-98
5. 63.7 (221-347)	Angela Crosby, Appalachian State	1992-93
6. 63.0 (289-459)	DeShawne Blocker, ETSU	1994-95
7. 62.0 (160-258)	Monique McClelland, Georgia Southern	1992-93
8. 61.4 (242-394)	Rushia Brown, Furman	1989-94
9. 61.3 (231-377)	Katie Beck, ETSU	1986-87

Career (minimum 400 made)

1. 63.3 (496-784)	Celena Taborn, Furman	2017-2021
2. 62.8 (429-683)	Angela Crosby, Appalachian State	1992-95
3. 59.8 (839-1,403)	DeShawne Blocker, ETSU	1991-95
4. 59.1 (908-1,536)	Rushia Brown, Furman	1989-94
5. 58.0 (538-927)	Andrea Autrey, Georgia Southern	1991-95
6. 56.4 (897-1,591)	Katie Beck, ETSU	1984-88
7. 55.4 (532-960)	Sharon Mitchell, Georgia Southern	1996-01
8. 53.8 (523-972)	Telly Hall, Georgia Southern	1994-98
9. 53.6 (594-1,109)	Shanara Hollinquest, Chattanooga	2006-10
10. 53.2 (411-773)	Ashlen Dewart, Appalachian State	2009-11

3-point field goals made

Game		
1. 12	KeKe Calloway, MER vs. Furman	Jan. 6, 2018
1. 9	Alex Thompson, DAV vs. Appalachian State	Dec. 6, 2008
2. 8	Amy Engle, ETSU vs. South Carolina State	Dec. 2, 1996
8	Marchetta Winton, UTC vs. Georgia State	Dec. 14, 1988
8	Becky Haus, FUR vs. Georgia State	Jan. 21, 1991
8	Lori Lyons, WCU vs. ETSU	Jan. 30, 1993
8	Haley Cook, FUR vs. Charleston Southern	Jan. 21, 1998
8	Alie Rousseau, GSU vs. Appalachian State	Feb. 8, 2000
8	Tierra Bumbrey, Elon vs. Western Carolina	Feb. 11, 2008
8	Raegan Thompson, FUR vs. UNC Asheville	Dec. 12, 2010
8	Zora Stephenson, Elon vs. Virginia Intermont	Nov. 18, 2011
8	Lacie Dowling, GSU vs. Detroit	Nov. 30, 2013
8	Allison Beasley, FUR vs. Southern Wesleyan	Dec. 13, 2014
8	Lindsay Simpson, WCU vs. Montreat	Jan. 5, 2015
8	Cassidy Williams, SAM vs. Wofford	Feb. 2, 2019
8	Chloe Wanink, WOF vs. Auburn	Nov. 6, 2019

Season

1. 99	KeKe Calloway, Mercer	2017-18
2. 95	Alyssa Frye, College of Charleston	2012-13
3. 92	Ali Ford, Elon	2010-11
4. 90	Brooke Hand, Chattanooga	2006-07
5. 90	Kelly O'Conner, Furman	2010-11
90	Shamauria Bridges, ETSU	2016-17
7. 87	Marcheta Winton, Chattanooga	1988-89
8. 89	Le'Jzae Davidson, Furman	2019-20
87	Ali Ford, Elon	2011-12
10. 85	Brooke Hand, Chattanooga	2005-06

Career

1. 338	Ali Ford, Elon	2009-13
2. 324	Le'Jzae Davidson, Furman	2016-20
3. 315	Brooke Hand, Chattanooga	2004-08
4. 298	KeKe Calloway, Mercer	2015-19
5. 276	Emily London, Samford	2008-11
6. 250	Hannah Nichols, Samford	2013-18
7. 248	Shamauria Bridges, ETSU	2014-17
8. 235	Chloe Wanink, Wofford	2015-20
9. 230	Sam Ramirez, Appalachian State	2007-11
10. 229	Kayla Christopher, Chattanooga	2009-13

3-point field-goal attempts

Game		
1. 20	Lori Lyons, WCU vs. ETSU	Jan. 30, 1993
2. 18	Hannah Nichols, SAM vs. Mercer	Feb. 2, 2015
18	KeKe Calloway, MER vs. Furman	Jan. 6, 2018
3. 17	Alyssa Frye, CofC vs. Elon	Jan. 20, 2013
17	Linnea Rosendal, MER vs. Col. of Charleston	Dec. 30, 2015
17	Le'Jzae Davidson, FUR vs. Mississippi State	Nov. 21, 2018
17	Chloe Wanink, WOF vs. Auburn	Nov. 6, 2019
17	Le'Jzae Davidson, FUR vs. Chattanooga	Feb. 13, 2020
8. 16	Marchetta Winton, UTC vs. UAB	Jan. 30, 1989
16	Alie Rousseau, GSU vs. Col. of Charleston	Jan. 5, 2002



INDIVIDUAL RECORDS

16	Shamauria Bridges, ETSU vs. Virginia Tech	Nov. 29, 2014
16	Le'Jzae Davidson, FUR vs. Elon	Dec. 30, 2019
16	Andrea Cournoyer, SAM vs. ETSU	March 4, 2021

Season

1.	290	Le'Jzae Davidson, Furman	2018-19
2.	281	Le'Jzae Davidson, Furman	2019-20
3.	277	Ali Ford, Elon	2010-11
4.	275	Alyssa Frye, College of Charleston	2012-13
5.	261	Ali Ford, Elon	2009-10
6.	260	Shamauria Bridges, ETSU	2016-17
7.	256	Le'Jzae Davidson, Furman	2017-18
8.	255	KeKe Calloway, Mercer	2017-18
9.	253	Kelly O'Conner, Furman	2010-11
10.	252	Shamauria Bridges, ETSU	2014-15

Career

1.	1,048	Le'Jzae Davidson, Furman	2016-20
2.	1,001	Ali Ford, Elon	2009-13
3.	899	KeKe Calloway, Mercer	2015-19
4.	833	Brooke Hand, Chattanooga	2004-08
5.	767	Le'Jzae Davidson, Furman	2016-20
6.	739	Shamauria Bridges, ETSU	2014-17
7.	721	Nadine Soliman, UNCG	2016-20
8.	677	Jasmine Byrd, UNCG	2003-07
9.	671	Hannah Nichols, Samford	2013-18
10.	666	Sam Ramirez, Appalachian State	2007-11

3-point field-goal percentage

Game (minimum 5 made)

1.	100.0 (7-7)	Laura Murray, DAV vs. Appalachian State	Feb. 2, 2011
	100.0 (7-7)	Nadine Soliman, UNCG vs. Western Carolina	Jan. 27, 2018
2.	100.0 (6-6)	Mary Perry, GSU vs. Chattanooga	Feb. 1, 1999
	100.0 (6-6)	Jenaya Wade-Fray, UTC vs. UNCG	Jan. 29, 2007
	100.0 (6-6)	Lee Stephens, FUR vs. Charleston Southern	Jan. 8, 2008
	100.0 (6-6)	Melissa Liebschwager, FUR vs. Wofford	Feb. 2, 2008
	100.0 (6-6)	Lucy Mason, UNCG vs. ETSU	Feb. 13, 2016
7.	100.0 (5-5)	Kristi Huff, MAR vs. Baylor	1990-91
	100.0 (5-5)	Tamira Higgins, MAR vs. Chattanooga	Jan. 17, 1994
	100.0 (5-5)	Jennifer O'Brien, DAV vs. Ga. Southern	Dec. 12, 1999
	100.0 (5-5)	Katasha Brown, UTC vs. ETSU	Jan. 31, 2004
	100.0 (5-5)	Rachel King, CofC vs. Elon	2003-04
	100.0 (5-5)	Amanda Eaton, UNCG vs. Wofford	Dec. 30, 2004
	100.0 (5-5)	Jenaya Wade-Fray, UTC vs. Davidson	Jan. 8, 2007
	100.0 (5-5)	Ali Ford, Elon vs. Chattanooga	Dec. 17, 2009
	100.0 (5-5)	Ashley Lax, DAV vs. UNCG	Feb. 6, 2010
	100.0 (5-5)	Hannah Early, DAV vs. Clemson	Nov. 8, 2013
	100.0 (5-5)	Hannah Early, DAV vs. Samford	Feb. 3, 2014
	100.0 (5-5)	Chloe Wanink, WOF vs. Southern Wesleyan	Nov. 16, 2017
	100.0 (5-5)	Bria Dial, UTC vs. Wofford	Jan. 16, 2020
	100.0 (5-5)	Pernilla Sorensen, UNCG vs. Chattanooga	Feb. 21, 2021

Season (minimum 1.5 made per game)

1.	48.3 (84-174)	Emily London, Samford	2010-11
2.	47.4 (73-154)	Chloe Wanink, Wofford	2019-20
3.	47.0 (70-149)	Melissa Liebschwager, Furman	2008-09
4.	46.4 (64-138)	Emily London, Samford	2008-09
5.	46.3 (68-147)	Emily London, Samford	2009-10
6.	45.9 (45-98)	Melissa Davis, Appalachian State	1995-96
7.	45.5 (46-101)	Jennifer O'Brien, Davidson	1997-98
8.	45.0 (45-100)	Miranda Warfield, Chattanooga	2003-04
9.	44.8 (47-105)	Meagan Gloason, Davidson	1999-00
10.	44.6 (87-195)	Marcheta Winton, Chattanooga	1988-89

Career (minimum 120 made)

1.	47.4 (276-582)	Emily London, Samford	2008-11
2.	42.4 (133-314)	Karen Gruca, Appalachian State	1989-91

3.	42.0 (235-560)	Chloe Wanink, Wofford	2015-20
4.	41.2 (161-391)	Alex Thompson, Davidson	2006-10
5.	40.7 (150-369)	Amy Engle, ETSU	1994-96
6.	40.3 (186-462)	Karen Stanley, Furman	1991-95
7.	39.9 (216-542)	Katasha Brown, Chattanooga	2002-06
8.	39.3 (149-379)	Paige Anderson, Samford	2008-12
9.	39.1 (229-586)	Kayla Christopher, Chattanooga	2009-13
10.	38.7 (170-439)	Miranda Warfield, Chattanooga	2000-04

Free throws made

Game

1.	21	Emily Holliday, WCU vs. Furman	Feb. 6, 1986
2.	17	Lucy Mason, UNCG vs. New Orleans	Dec. 17, 2015
3.	16	Valorie Whiteside, APP vs. Lenoir-Rhyne	Feb. 4, 1985
	16	Regina Kirk, UTC vs. Mercer	Feb. 3, 1987
	16	Shannon Thomas, APP vs. New Mexico State	Feb. 22, 1991
	16	Danna Simpson, GSU vs. Wofford	Dec. 21, 2000
	16	Micah Scheetz, ETSU vs. South Alabama	Dec. 20, 2019
8.	15	Tonya Bristow, FUR vs. Western Carolina	Jan. 15, 1996
	15	Jackie Smith, FUR vs. ETSU	Dec. 17, 1997
	15	Jackie Smith, FUR vs. Siena	Dec. 29, 1997
	15	Jackie Smith, FUR vs. ETSU	Jan. 31, 1998
	15	Jackie Smith, FUR vs. Middle Tennessee State	Nov. 22, 1998
	15	Melinda Goodson, UNCG vs. Davidson	Feb. 27, 1999
	15	Brittney Scarberry, CofC vs. Appalachian State	Jan. 12, 2002
	15	Jenny Nett, WOF vs. Appalachian State	Jan. 15, 2002
	15	Shanara Hollinquest, UTC vs. Samford	Jan. 17, 2009
	15	Le'Jzae Davidson, FUR vs. Fairfield	Dec. 20, 2018

Season

1.	212	Jackie Smith, Furman	1999-00
2.	207	Jackie Smith, Furman	1998-99
3.	182	Beth Laney, Appalachian State	1986-87
4.	181	Shanara Hollinquest, Chattanooga	2009-10
5.	176	Jackie Smith, Furman	1997-98
6.	173	Lucy Mason, UNCG	2015-16
7.	167	Precious Bridges, Mercer	2014-15
8.	158	Monique Dawson, Western Carolina	2006-07
9.	157	Gwen Thomas, Georgia Southern	1991-92
10.	156	Shanara Hollinquest, Chattanooga	2008-09

Career

1.	724	Jackie Smith, Furman	1996-00
2.	638	Valorie Whiteside, Appalachian State	1984-88
3.	498	Shanara Hollinquest, Chattanooga	2006-10
4.	446	Tianna Tarter, ETSU	2014-18
5.	444	Jennifer Gardner, Western Carolina	2001-05
6.	439	Lucy Mason, UNCG	2012-16
7.	438	Jenny Nett, Wofford	1997-02
8.	423	Tommi Paris, Furman	2002-06
9.	418	Regina Kirk, Chattanooga	1984-88
10.	414	Beth Laney, Appalachian State	1985-89

Free-throw attempts

Game

1.	25	Emily Holliday, WCU vs. Furman	Feb. 6, 1986
2.	24	Valorie Whiteside, APP vs. Lenoir-Rhyne	Feb. 4, 1985
3.	22	Rushia Brown, FUR vs. College of Charleston	Dec. 4, 1992
4.	20	Lucy Mason, UNCG vs. New Orleans	Dec. 17, 2015
5.	19	Regina Kirk, UTC vs. Mercer	Feb. 3, 1987
	19	Tonya Bristow, FUR vs. Western Carolina	Jan. 15, 1996
	19	Melinda Goodson, UNCG vs. Campbell	Dec. 30, 1997
8.	18	Regina Kirk, Chattanooga	Dec. 6, 1986
	18	Gwen Thomas, GSU vs. Villanova	Nov. 20, 1991
	18	Andrea Autrey, GSU vs. Western Carolina	Feb. 25, 1995
	18	Sharon Mitchell, GSU vs. Davidson	Dec. 30, 1997

#SoConHoops

INDIVIDUAL RECORDS



Davidson's Jennifer O'Brien is tied for second in SoCon history in career steals and is among the all-time leaders in assists and 3-point field-goal percentage.

Season

1.	338	Valorie Whiteside, Appalachian State	1984-85
2.	269	Jackie Smith, Furman	1999-00
3.	256	Jackie Smith, Furman	1998-99
4.	252	Shanara Hollinquest, Chattanooga	2009-10
5.	242	Shanara Hollinquest, Chattanooga	2008-09
6.	217	Gwen Thomas, Georgia Southern	1991-92
7.	213	Lucy Mason, UNCG	
8.	212	Regina Kirk, Chattanooga	1986-87
9.	211	Regina Kirk, Chattanooga	1984-85
	211	Telly Hall, Georgia Southern	1997-98

Career

1.	1,173	Valorie Whiteside, Appalachian State	1984-88
2.	950	Jackie Smith, Furman	1996-00
3.	781	Regina Kirk, Chattanooga	1984-88
4.	734	Shanara Hollinquest, Chattanooga	2006-10
5.	724	Jackie Smith, Furman	1996-00
6.	654	Telly Hall, Georgia Southern	1994-98
7.	619	Roxanne Williams, Western Carolina	1988-91
8.	599	Lucy Mason, UNCG	2012-16
9.	597	Tianna Tarter, ETSU	2014-18
10.	568	Melinda Goodson, UNCG	1996-00

Free-throw percentage

Game (minimum 12 made)

1.	100.0 (16-16)	Danna Simpson, GSU vs. Wofford	Jan. 24, 1998
2.	100.0 (14-14)	Beth Laney, APP vs. Stephen F. Austin	March 20, 1987
	100.0 (14-14)	Lori Lyons, WCU vs. Navy	Dec. 5, 1992
	100.0 (14-14)	Kerry Brown, DAV vs. Wofford	Jan. 24, 1998
	100.0 (14-14)	Amanda Eaton, UNCG vs. CofC	Feb. 9, 2004
	100.0 (14-14)	Shanara Hollinquest, UTC vs. Samford	March 8, 2010
7.	100.0 (13-13)	Tommi Paris, FUR vs. Georgia Southern	Jan. 17, 2005
	100.0 (13-13)	Justin Taylor, WCU vs. Furman	March 8, 2014
	100.0 (13-13)	Taylor Petty, FUR vs. Elon	Dec. 30, 2019
10.	100.0 (12-12)	Monique Dawson, WCU vs. Middle Tennessee	Dec. 2, 2007
	100.0 (12-12)	Maryah Sydnor, APP vs. Radford	Dec. 16, 2013

Season (minimum 2.5 made per game)

1.	93.6 (117-125)	Emily London, Samford	2010-11
2.	92.7 (102-110)	Tommi Paris, Furman	2005-06
3.	92.3 (96-104)	Lea Ann Parsley, Marshall	1989-90
4.	90.8 (89-98)	Ali Ford, Elon	2012-13
5.	90.2 (83-92)	Emily London, Samford	2008-09
6.	90.2 (101-112)	Emily London, Samford	2009-10
7.	88.7 (94-106)	Maryah Sydnor, Appalachian State	2012-13
8.	87.9 (109-124)	Anna Freeman, Appalachian State	2012-13
9.	87.8 (115-131)	Jamie Navarro, Georgia Southern	2009-10
10.	87.8 (122-139)	Cierra Carter, Furman	2017-18

Career (minimum 200 made)

1.	91.5 (301-329)	Emily London, Samford	2008-11
2.	87.8 (237-270)	Maryah Sydnor, Appalachian State	2012-14
3.	85.1 (423-497)	Tommi Paris, Furman	2002-06
4.	84.5 (279-330)	Lakelyn Bouldin, Chattanooga	2016-20
5.	84.1 (364-433)	Karen Stanley, Furman	1991-95
6.	83.8 (202-241)	Jane Dalton, Appalachian State	1984-88
7.	835 (218-261)	Alex Thompson, Davidson	2006-10
8.	83.3 (355-426)	Anna Freeman, Appalachian State	2009-13
9.	83.2 (352-423)	Lee Stephens, Furman	2006-10
10.	83.1 (217-261)	Paige Anderson, Samford	2008-12

Rebounds

Game

1.	28	DeShawne Blocker, ETSU vs. Covenant	Jan. 4, 1994
2.	26	Valorie Whiteside, APP vs. Furman	Feb. 26, 1985
	26	Katie Beck, ETSU vs. Charleston (W.Va.)	Dec. 7, 1985
	26	Katie Beck, ETSU vs. Radford	Dec. 5, 1985
	26	Sherae Bonner, WCU vs. Livingstone	Nov. 17, 2014
6.	25	DeShawne Blocker, ETSU vs. Marshall	Feb. 13, 1993
7.	24	DeShawne Blocker, ETSU vs. Davidson	Feb. 26, 1994
	24	Brittany Hodges, FUR vs. Davidson	Nov. 14, 2014
9.	23	Valorie Whiteside, APP vs. Lenoir-Rhyne	Feb. 4, 1985
	23	Valorie Whiteside, APP vs. Wofford	Nov. 23, 1985
	23	Kim Bush, UTC vs. Mercer	Jan. 21, 1986
	23	Charlene Penland, WCU vs. ETSU	Feb. 24, 1990
	23	Natalie Cleckley, FUR vs. Western Carolina	Jan. 9, 1991
	23	Jenette Reed, MAR vs. Campbell	Dec. 29, 1992
	23	Erin Butcher, DAV vs. Lynchburg	Jan. 30, 1993

Season

1.	450	DeShawne Blocker, ETSU	1993-94
2.	441	Katie Beck, ETSU	1987-88
3.	435	Valorie Whiteside, Appalachian State	1984-85
4.	386	Ije Ajemba, UNCG	2017-18
5.	362	Katie Beck, ETSU	1985-86
6.	356	Kim Horsey, Chattanooga	1983-84
	356	Natalie Cleckley, Furman	1990-91
8.	349	Amanda Thompson, Mercer	2015-19
8.	347	Sophia Aleksandravicius, Davidson	2012-13
9.	345	DeShawne Blocker, ETSU	1994-95
10.	342	Katie Beck, ETSU	1986-87

Career

1.	1,404	Katie Beck, ETSU	1984-88
2.	1,369	Valorie Whiteside, Appalachian State	1984-88
3.	1,361	DeShawne Blocker, ETSU	1991-95
4.	1,143	Sophia Aleksandravicius, Davidson	2009-13
5.	1,102	Natalie Cleckley, Furman	1987-91
6.	1,086	Regina Kirk, Chattanooga	1984-88
7.	1,056	Jackie Smith, Furman	1996-00
8.	1,023	Rushia Brown, Furman	1989-94
9.	1,010	Alex Anderson, Chattanooga	2004-08
10.	1,008	Anna Freeman, Appalachian State	2009-13



INDIVIDUAL RECORDS

Rebounding average

Season

1.	17.6 (25-441)	Katie Beck, ETSU	1987-88
2.	17.3 (26-450)	DeShawne Blocker, ETSU	1993-94
3.	15.5 (28-435)	Valorie Whiteside, Appalachian State	1984-85
4.	13.7 (25-342)	Katie Beck, ETSU	1986-87
5.	13.0 (25-326)	DeShawne Blocker, ETSU	1992-93
6.	12.9 (28-362)	Katie Beck, ETSU	1985-86
7.	12.7 (28-356)	Natalie Cleckley, Furman	1990-91
8.	12.5 (31-386)	Ije Ajemba, UNCG	2017-18
8.	11.5 (30-345)	DeShawne Blocker, ETSU	1994-95
10.	10.8 (31-335)	Jackie Smith, Furman	1999-00

Career

1.	13.4 (105-1,404)	Katie Beck, ETSU	1984-88
2.	12.7 (107-1,361)	DeShawne Blocker, ETSU	1991-95
3.	11.8 (116-1,369)	Valorie Whiteside, Appalachian State	1984-88
4.	11.7 (62-725)	Tonya Bristowe, Furman	1994-98
5.	10.1 (44-444)	Erin Butcher, Davidson	1992-94
6.	9.7 (112-1,086)	Regina Kirk, Chattanooga	1984-88
7.	9.6 (115-1,102)	Natalie Cleckley, Furman	1987-91
8.	9.3 (100-929)	Shannon Thomas, Appalachian State	1988-92

Assists

Game

1.	20	Kim Skala, ETSU vs. Virginia Tech	Jan. 20, 1986
	20	Susan Lance, UTC vs. Mercer	Jan. 31, 1987
3.	19	Kim Skala, ETSU vs. Appalachian State	Feb. 20, 1986
	19	Kim Skala, ETSU vs. Western Carolina	Feb. 17, 1986
5.	17	Kim Skala, ETSU vs. Georgetown	Nov. 24, 1986
	17	Susan Lance, UTC vs. ETSU	Feb. 25, 1987
7.	16	Susan Lance, UTC vs. ETSU	Feb. 7, 1987
	16	Amy Wales, UTC vs. Marshall	Jan. 13, 1990
	16	Sydni Means, MER vs. North Carolina	Dec. 28, 2017
10.	15	Whitney Bunn, FUR vs. Coastal Carolina	Dec. 3, 2014
	15	Sydni Means, MER vs. Furman	Jan. 6, 2018

Season

1.	285	Kim Skala, ETSU	1985-86
2.	264	Sydni Means, Mercer	2017-18
3.	234	Kim Skala, ETSU	1984-85
4.	226	Whitney Bunn, Furman	2014-15
5.	216	Sydni Means, Mercer	2016-17
6.	208	Amy Wales, Chattanooga	1989-90
7.	206	Jill Brown, College of Charleston	2012-13
8.	202	Kim Skala, ETSU	1986-87
9.	192	Karla May, Marshall	1984-85
10.	191	Brigid Morrissey, Furman	2013-14

Career

1.	842	Kim Skala, ETSU	1983-87
2.	686	Sydni Means, Mercer	2014-18
3.	660	Jane Dalton, Appalachian State	1984-88
4.	648	Nancy Smith, Chattanooga	1987-91
5.	588	Jennifer O'Brien, Davidson	1996-00
6.	568	Shannon Spencer, Appalachian State	1992-96
7.	562	Whitney Bunn, Furman	2013-17
8.	536	Karla May, Marshall	1983-86
9.	512	Amy Wales, Chattanooga	1987-91
10.	509	Jan Cameron, Chattanooga	1990-94

Assists average

Season

1.	10.6 (27-285)	Kim Skala, ETSU	1985-86
2.	8.7 (27-234)	Kim Skala, ETSU	1984-85
3.	8.1 (25-202)	Kim Skala, ETSU	1986-87
4.	8.0 (33-264)	Sydni Means, Mercer	2017-18
5.	7.4 (26-192)	Karla May, Marshall	1984-85
6.	7.2 (29-208)	Amy Wales, Chattanooga	1989-90
7.	6.8 (33-226)	Whitney Bunn, Furman	2014-15
8.	6.8 (27-184)	Jennifer O'Brien, Davidson	1997-98
9.	6.8 (32-216)	Sydni Means, Mercer	2016-17
10.	6.6 (28-184)	Nancy Smith, Chattanooga	1988-89

Career

1.	8.0 (105-841)	Kim Skala, ETSU	1983-87
2.	5.9 (110-648)	Nancy Smith, Chattanooga	1987-91
3.	5.8 (119-686)	Sydni Means, Mercer	2014-18
4.	5.7 (116-660)	Jane Dalton, Appalachian State	1984-88
5.	5.4 (108-588)	Jennifer O'Brien, Davidson	1996-00
6.	5.1 (112-568)	Shannon Spencer, Appalachian State	1992-96
7.	4.8 (118-562)	Whitney Bunn, Furman	2013-17
	4.8 (91-434)	Da'Ja Green, Wofford	2017-20
9.	4.5 (115-512)	Amy Wales, Chattanooga	1987-91
10.	4.4 (115-511)	Charity Brown, Samford	2016-20

Blocked shots

Game

1.	12	Sharon Deal, MAR vs. Youngstown State	Jan. 4, 1989
2.	10	Sophia Aleksandravicius, DAV vs. Furman	Feb. 16, 2013
3.	9	Sharon Deal, MAR vs. Appalachian State	Feb. 25, 1989
	9	Sophia Aleksandravicius, DAV vs. Furman	Jan. 30, 2012
	9	Teanna Robinson, MER vs. Saint Louis	Nov. 28, 2014
	9	Jasmine Joyner, UTC vs. Bowling Green	Nov. 20, 2016
	9	Jasmine Joyner, UTC vs. ETSU	Jan. 14, 2017
8.	8	Sharon Deal, MAR vs. Furman	Jan. 15, 1989
	8	Jennifer Weurding, WOF vs. North Carolina A&T	Nov. 26, 2005
	8	Jennifer Weurding, WOF vs. Appalachian State	Feb. 12, 2007
	8	Anna Freeman, APP vs. Bowling Green	Dec. 23, 2009
	8	Catherine Williams, APP vs. Davidson	Jan. 23, 2010
	8	Sophia Aleksandravicius, DAV vs. Ga. Southern	Dec. 1, 2012
	8	Jasmine Joyner, UTC vs. Notre Dame	Nov. 21, 2014
	8	Jasmine Joyner, UTC vs. Western Carolina	Jan. 13, 2016
	8	Jasmine Joyner, UTC vs. Wofford	Feb. 6, 2016
	8	Jasmine Joyner, UTC vs. Samford	March 4, 2016
	8	Jasmine Joyner, UTC vs. Stetson	Dec. 5, 2016
	8	Jasmine Joyner, UTC at Wofford	Jan. 26, 2017
	8	Shannon Titus, MER vs. Furman	Feb. 8, 2020

Season

1.	132	Jasmine Joyner, Chattanooga	2014-15
2.	126	Jasmine Joyner, Chattanooga	2015-16
3.	122	Jasmine Joyner, Chattanooga	2016-17
4.	117	Sharon Deal, Marshall	1988-89
5.	102	Sophia Aleksandravicius, Davidson	2012-13
6.	95	Sophia Aleksandravicius, Davidson	2010-11
7.	93	Sophia Aleksandravicius, Davidson	2011-12
8.	92	Anna Freeman, Appalachian State	2009-10
9.	81	Jennifer Weurding, Wofford	2006-07
10.	71	Sharon Deal, Marshall	1987-88
	71	Courtney Nyborg, Elon	2003-04

Career

1.	436	Jasmine Joyner, Chattanooga	2013-17
2.	339	Sophia Aleksandravicius, Davidson	2009-13
3.	265	Anna Freeman, Appalachian State	2009-13
4.	253	Jennifer Weurding, Wofford	2003-07
5.	235	Mahogany Williams, Wofford	2007-11

#SoConHoops

INDIVIDUAL RECORDS



6.	227	Kelsey Evans, Elon	2009-13
7.	221	Alex Anderson, Chattanooga	2004-08
8.	195	Valorie Whiteside, Appalachian State	1984-88
9.	193	Rushia Brown, Furman	1989-94
10.	188	Sharon Deal, Marshall	1987-89

Blocked-shots average

Season

1.	4.2 (28-117)	Sharon Deal, Marshall	1988-89
2.	4.0 (33-132)	Jasmine Joyner, Chattanooga	2014-15
3.	3.9 (32-126)	Jasmine Joyner, Chattanooga	2015-16
4.	3.8 (32-122)	Jasmine Joyner, Chattanooga	2016-17
5.	3.1 (31-95)	Sophia Aleksandravicius, Davidson	2010-11
6.	2.9 (31-91)	Sophia Aleksandravicius, Davidson	2011-12
7.	2.9 (35-102)	Sophia Aleksandravicius, Davidson	2012-13
8.	2.6 (27-71)	Sharon Deal, Marshall	1987-88
9.	2.6 (35-92)	Anna Freeman, Appalachian State	2009-10
10.	2.5 (26-65)	Jeanne Marvel, Western Carolina	1986-87

Career

1.	3.6 (122-436)	Jasmine Joyner, Chattanooga	2013-17
2.	3.4 (55-188)	Sharon Deal, Marshall	1987-89
3.	2.7 (127-339)	Sophia Aleksandravicius, Davidson	2009-13
4.	2.4 (52-127)	Jeanne Marvel, Western Carolina	1986-88
5.	2.3 (108-253)	Jennifer Weurding, Wofford	2003-07
6.	2.0 (132-265)	Anna Freeman, Appalachian State	2009-13
	2.0 (119-235)	Mahagony Williams, Wofford	2007-11
8.	1.8 (124-227)	Kelsey Evans, Elon	2009-13
	1.8 (58-109)	Arianne Whitaker, Chattanooga	2017-19
10.	1.7 (114-193)	Rushia Brown, Furman	1990-9
	1.7 (116-195)	Valorie Whiteside, Appalachian State	1984-88

Steals

Game

1.	14	Stephanie Wine, MAR vs. Western Carolina	Jan. 23, 1995
2.	13	Valorie Whiteside, APP vs. College of Charleston	Jan. 9, 1988
3.	12	Rachel Brittenham, WOF vs. Western Carolina	Feb. 21, 2011
4.	11	Chris McClure, UTC vs. Appalachian State	1984-85
	11	Jennifer O'Brien, DAV vs. Furman	Jan. 11, 1999
	11	Kristen Boone, UNCG vs. UNC Wilmington	Nov. 12, 2006
	11	Whitney Tossie, APP vs. Elon	Dec. 16, 2006



Chattanooga's Jasmine Joyner is the SoCon's career leader in blocks (436) and blocks per game (3.6).

11	Erica Haynes-Overton, ETSU vs. Murray State	Nov. 29, 2017	
11	Tianna Tarter, ETSU vs. Winthrop	Dec. 3, 2017	
8.	10	Karla May, MAR vs. West Virginia State	Nov. 25, 1983
	10	Emily Holliday, WCU vs. Tusculum	Dec. 3, 1985
	10	Jenelle Stephenson, MAR vs. ETSU	Jan. 18, 1988
	10	Lucy Dunn, FUR vs. ETSU	Jan. 30, 1988
	10	Karen Stanley, FUR vs. ETSU	Jan. 31, 1994
	10	Tiffany Lanier, GSU, vs. South Carolina	Dec. 3, 2003
	10	Liz Miller, WOF vs. Davidson	Jan. 31, 2009
	10	Shon Redmond, Elon vs. UNCW	Nov. 18, 2012

Season

1.	122	Tracy Krueger, Marshall	1992-93
	122	Anna Freeman, Appalachian State	2011-12
3.	121	Kristen Boone, UNCG	2004-05
4.	117	Jennifer O'Brien, Davidson	1999-00
5.	113	Whitney Tossie, Appalachian State	2006-07
6.	112	Nancy Smith, Chattanooga	1988-89
7.	108	Erica Haynes-Overton, ETSU	2017-18
8.	106	Shannon Spencer, Appalachian State	1994-95
9.	101	Janna Magette, Davidson	2000-01
	101	Tiffany Lanier, Georgia Southern	2000-01
	101	Tiffany Lanier, Georgia Southern	2002-03
	101	Kristen Boone, UNCG	2005-06

Career

1.	383	Anna Freeman, Appalachian State	2009-13
2.	368	Nancy Smith, Chattanooga	1987-91
	368	Jennifer O'Brien, Davidson	1996-00
4.	356	Nancy Smith, Chattanooga	1987-91
5.	351	Whitney Tossie, Appalachian State	2004-08
6.	341	Shannon Spencer, Appalachian State	1992-95
7.	338	Rushia Brown, Furman	1989-94
8.	315	Kristen Boone, UNCG	2004-09
9.	307	Valorie Whiteside, Appalachian State	1984-88
10.	293	Anna Freeman, Appalachian State	2009-12

Steals average

Season

1.	4.4 (28-122)	Tracy Krueger, Marshall	1992-93
2.	4.3 (27-117)	Jennifer O'Brien, Davidson	1999-00
3.	4.3 (28-121)	Kristen Boone, UNCG	2004-05
4.	4.0 (28-112)	Nancy Smith, Chattanooga	1988-89
5.	3.9 (26-101)	Kristen Boone, UNCG	2005-06
6.	3.8 (28-106)	Shannon Spencer, Appalachian State	1994-95
7.	3.6 (28-101)	Janna Magette, Davidson	2000-01
8.	3.6 (30-108)	Erica Haynes-Overton, ETSU	2017-18
9.	3.6 (34-122)	Anna Freeman, Appalachian State	2011-12
10.	3.5 (28-99)	Jennifer O'Brien, Davidson	1998-99
	3.5 (28-99)	Janna Magette, Davidson	2000-01

Career

1.	3.71 (85-315)	Kristen Boone, UNCG	2004-09
2.	3.45 (65-224)	Erica Haynes-Overton, ETSU	2017-19
3.	3.41 (108-368)	Jennifer O'Brien, Davidson	1996-00
4.	3.24 (110-356)	Nancy Smith, Chattanooga	1987-91
5.	3.04 (112-341)	Shannon Spencer, Appalachian State	1992-96
6.	3.03 (116-351)	Whitney Tossie, Appalachian State	2004-08
7.	2.96 (114-338)	Rushia Brown, Furman	1989-94
8.	2.90 (132-383)	Anna Freeman, Appalachian State	2009-13
9.	2.76 (114-315)	Liz Miller, Wofford	2005-09
10.	2.65 (116-307)	Valorie Whiteside, Appalachian State	1984-88

Scoring

Game

1.	135	Samford vs. Birmingham-Southern	Jan. 4, 2021
2.	126	Marshall vs. West Virginia Tech	Nov. 26, 1984
3.	125	Furman vs. Charleston Southern	Jan. 16, 1991
4.	116	Furman vs. Charleston Southern	Dec. 16, 1989
	116	Wofford vs. Erskine	Nov. 17, 2016
6.	114	Furman vs. ETSU	Jan. 26, 1990
	114	Western Carolina vs. Warren Wilson	Jan. 24, 2018
8.	112	Furman vs. Rider	Jan. 4, 1992
9.	111	Georgia Southern vs. Mercer	Feb. 20, 1986
10.	110	Georgia Southern vs. Kent	Jan. 4, 1992
	110	Western Carolina vs. Montreat	Jan. 5, 2015
	110	Wofford vs. Southern Wesleyan	Jan. 3, 2019

Season

1.	2,543	Appalachian State	1986-87
2.	2,518	Western Carolina	2007-08
3.	2,440	Furman	1989-90
4.	2,432	ETSU	1994-95
5.	2,417	Appalachian State	1995-96
6.	2,392	Marshall	1984-85
7.	2,363	Chattanooga	1988-89
8.	2,344	Chattanooga	2001-02
9.	2,343	Appalachian State	1987-88
10.	2,338	Appalachian State	2010-11

Scoring average

Season

1.	84.1 (29-2,440)	Furman	1989-90
2.	83.7 (28-2,343)	Appalachian State	1987-88
3.	82.8 (28-2,318)	Furman	1990-91
4.	82.5 (29-2,392)	Marshall	1984-85
5.	82.0 (31-2,543)	Appalachian State	1986-87
6.	81.1 (30-2,432)	ETSU	1994-95
7.	80.6 (30-2,417)	Appalachian State	1995-96
8.	79.3 (28-2,220)	Appalachian State	1993-94
9.	79.1 (29-2,137)	Appalachian State	1988-89
	79.1 (28-2,214)	Georgia Southern	1994-95

Scoring defense

Season

1.	50.2 (31-1,555)	Samford	2015-16
2.	50.5 (33-1,665)	Chattanooga	2014-15
3.	52.9 (32-1,692)	Chattanooga	2015-16
4.	53.2 (29-1,542)	Samford	2008-09
5.	54.4 (31-1,685)	Samford	2012-13
6.	54.6 (30-1,639)	Chattanooga	2004-05
7.	54.9 (33-1,811)	Chattanooga	2012-13
	54.9 (33-1,811)	Mercer	2017-18
9.	55.3 (32-1,771)	UNCG	2019-20
10.	56.2 (33-1,856)	Chattanooga	2013-14

Field goals made

Game

1.	53	Samford vs. Birmingham-Southern	Jan. 4, 2021
2.	48	Marshall vs. West Virginia Tech	Nov. 26, 1984
	48	Georgia Southern vs. Kent	Jan. 4, 1992
4.	47	Appalachian State vs. Catawba	Dec. 10, 1984
5.	46	Chattanooga vs. Mercer	Dec. 5, 1987
	46	Furman vs. Charleston Southern	Jan. 16, 1991
	46	Western Carolina vs. Montreat	Jan. 5, 2015
8.	45	Chattanooga vs. Mercer	Jan. 18, 1989
9.	44	Chattanooga vs. Mercer	Jan. 31, 1987
	44	Wofford vs. Limestone	Dec. 14, 2001
	44	Wofford vs. Southern Wesleyan	Jan. 3, 2019

Season

1.	1,001	Appalachian State	1986-87
2.	972	Furman	1989-90
3.	953	Appalachian State	1987-88
4.	948	Western Carolina	2007-08
5.	936	Chattanooga	1988-89
6.	928	Georgia Southern	1992-93
7.	918	Mercer	2017-18
8.	917	Appalachian State	2010-11
9.	900	Appalachian State	2009-10
10.	899	Chattanooga	1989-90
	899	Chattanooga	1991-92

Field-goal attempts

Game

1.	100	Elon vs. Western Carolina	Feb. 11, 2008
2.	95	Chattanooga vs. Lincoln Memorial	Jan. 30, 1990
3.	93	Chattanooga vs. Alabama-Huntsville	Nov. 29, 1991
	93	Western Carolina vs. Elon	Feb. 11, 2008
5.	91	Chattanooga vs. Mercer	Jan. 31, 1987
	91	Chattanooga vs. Appalachian State	Dec. 19, 2000
7.	90	Chattanooga vs. ETSU	Feb. 7, 1987
	90	Mercer vs. Wofford	Feb. 21, 2021
9.	88	Georgia Southern vs. Armstrong State	Dec. 30, 1994
	88	College of Charleston vs. Western Carolina	March 9, 2009
	88	Mercer vs. Saint Louis	Nov. 28, 2014



ETSU's DeShawne Blocker holds the conference record for most rebounds in a game and in a season.

#SoConHoops

TEAM RECORDS



Season

1.	2,670	Appalachian State	1988-89
2.	2,252	Western Carolina	2007-08
3.	2,230	Mercer	2014-15
4.	2,203	Chattanooga	1988-89
5.	2,130	College of Charleston	2012-13
6.	2,102	Mercer	2017-18
7.	2,088	ETSU	2017-18
8.	2,086	Furman	1989-90
9.	2,084	Appalachian State	2009-10
10.	2,075	Wofford	2018-19

Field-goal percentage

Game

1.	74.0 (37-50)	ETSU vs. Appalachian State	Feb. 20, 1986
2.	69.6	Georgia Southern vs. Appalachian State	Jan. 23, 1993
3.	67.7	Furman vs. Winthrop	Jan. 3, 1995
4.	67.3 (37-55)	College of Charleston vs. Anderson	Nov. 17, 2001
5.	66.1 (41-62)	UNCG vs. N.C. Central	Dec. 31, 2015
6.	65.1 (28-43)	Chattanooga vs. UNCG	Jan. 19, 2015
7.	64.7 (33-51)	Appalachian State vs. Furman	March 10, 1990
8.	63.9 (53-83)	Samford vs. Birmingham-Southern	Jan. 4, 2021
9.	63.3 (31-49)	Elon vs. Winston-Salem State	Dec. 13, 2007
10.	63.0 (34-54)	Chattanooga vs. Austin Peay	Dec. 18, 2013

Season

1.	55.9 (1,001-1,792)	Appalachian State	1986-87
2.	51.5 (890-1,728)	Appalachian State	1985-86
3.	50.4 (953-1,891)	Appalachian State	1987-88
4.	48.8 (815-2,670)	Appalachian State	1988-89
5.	48.4 (797-1,645)	ETSU	1984-85
6.	47.8	Furman	1985-86
7.	47.7 (878-1,840)	Chattanooga	1985-86
8.	47.7 (743-1,558)	Davidson	1997-98
9.	47.3 (791-1,671)	ETSU	1993-94
10.	46.9 (723-1,542)	ETSU	1993-94

3-point field goals made

Game

1.	16	Chattanooga vs. Georgia Southern	Dec. 4, 2010
	16	Samford vs. Wofford	Feb. 28, 2019
2.	15	Chattanooga vs. Furman	Feb. 22, 2004
	15	Chattanooga vs. Davidson	Jan. 8, 2007
	15	Samford vs. Wofford	Jan. 26, 2009
	15	Samford vs. Berry College	Dec. 7, 2010
	15	Samford vs. Saint Peter's	Dec. 30, 2010
	15	Furman vs. Coastal Carolina	Dec. 3, 2014
	15	Wofford vs. Warren Wilson	Dec. 4, 2018
9.	14	Chattanooga vs. South Florida	Dec. 4, 1998
	14	Chattanooga vs. Appalachian State	Jan. 31, 2000
	14	Elon vs. St. Andrews College	Nov. 20, 2009
	14	College of Charleston vs. Mercer	Nov. 20, 2009
	14	ETSU vs. Morehead State	Dec. 15, 2014
	14	Furman vs. Winthrop	Nov. 24, 2015
	14	Furman vs. Mars Hill	Nov. 26, 2016
	14	Wofford vs. Longwood	Dec. 8, 2018
	14	Chattanooga vs. Georgia Souther	Dec. 20, 2020
	14	Samford vs. Wofford	Feb. 13, 2021

Season

1.	272	Samford	2009-10
2.	270	Samford	2010-11
3.	257	Chattanooga	2006-07
	257	Chattanooga	2009-10
5.	253	Chattanooga	2008-09
6.	251	Chattanooga	2005-06
7.	244	Chattanooga	2010-11
8.	233	Chattanooga	2007-08



Samford's Monica Maxwell was 78-for-196 from 3-point range in 2009-10, helping the Bulldogs set a single-season SoCon record with 272 3-pointers.

9.	232	Samford	2008-09
10.	230	Samford	2019-20


3-point field-goal attempts

Game

1.	38	ETSU vs. Georgia Southern	1997-98
	38	Chattanooga vs. Louisville	Nov. 24, 2007
	38	Chattanooga at Saint Mary's (Calif.)	Nov. 24, 2012
4.	37	Chattanooga vs. Furman	Dec. 22, 2004
5.	36	Western Carolina vs. Coastal Carolina	Nov. 24, 2019
6.	35	Chattanooga vs. Davidson	Feb. 12, 2011
7.	34	Wofford vs. Furman	Feb. 1, 2005
	34	Chattanooga vs. Clemson	Nov. 17, 2007
	34	Chattanooga at Appalachian State	Feb. 16, 2009
	34	Chattanooga vs. Oklahoma State	March 20, 2010

Season

1.	768	Samford	2009-10
2.	746	Chattanooga	2006-07
3.	741	Chattanooga	2008-09
4.	740	Chattanooga	2009-10
5.	737	Chattanooga	2010-11
6.	697	Chattanooga	2007-08
7.	681	Samford	2010-11
8.	678	Western Carolina	2019-20
9.	673	Chattanooga	2005-06
10.	670	Furman	2015-16



Furman's Jackie Smith holds the SoCon record for most free throws made in a season and free-throw attempts in a career.

3-point field-goal percentage

Game (minimum 4 made)

1.	100.0 (4-4)	Chattanooga vs. ETSU	1988-89
2.	81.3 (13-16)	Georgia Southern vs. Appalachian State	Feb. 8, 2000
3.	80.0 (4-5)	Appalachian State at George Mason	Dec. 30, 2008
4.	76.9 (10-13)	College of Charleston vs. Wofford	Dec. 14, 2009
	76.9 (10-13)	Davidson vs. Appalachian State	Feb. 2, 2011
	76.9 (10-13)	Davidson vs. Samford	Feb. 3, 2014
7.	75.0 (6-8)	Western Carolina vs. Georgia State	Dec. 11, 2010
	75.0 (12-16)	Chattanooga vs. UNCG	Jan. 19, 2015
9.	72.7 (8-11)	Wofford vs. College of Charleston	Dec. 1, 2001
	72.7 (8-11)	College of Charleston at Elon	Dec. 8, 2008

Season

1.	42.4 (136-321)	Appalachian State	1990-91
2.	41.0 (136-332)	Appalachian State	1990-91
3.	40.8 (151-370)	Chattanooga	1988-89
4.	39.9 (141-353)	Davidson	1999-00
5.	39.6 (270-681)	Samford	2010-11
6.	38.5 (106-275)	ETSU	1993-94
7.	38.1 (164-430)	Furman	2005-06
8.	38.0 (112-295)	ETSU	1996-97
9.	37.9 (55-145)	Appalachian State	1989-90
10.	37.7 (168-498)	Wofford	2016-17
	37.7 (195-517)	Furman	2008-09

Free throws made

Game

1.	43	Western Carolina vs. Davidson	Jan. 14, 1995
2.	42	Furman vs. Western Carolina	Jan. 15, 1996
	42	Wofford vs. Eastern Kentucky	Dec. 13, 1998
	42	Georgia Southern vs. Wofford	Dec. 30, 1998
	42	Furman vs. UNC Asheville	Nov. 26, 2004
6.	41	Appalachian State vs. Radford	Dec. 12, 1990
7.	38	Wofford vs. Eastern Kentucky	Nov. 20, 1999
8.	37	UNCG vs. Elon	Dec. 2, 1998
9.	36	College of Charleston vs. Appalachian State	Jan. 12, 2002
10.	35	Georgia Southern vs. Davidson	Dec. 12, 1999
	35	Western Carolina vs. UNCG	Feb. 27, 2015

Season

1.	609	Appalachian State	1990-91
2.	580	Marshall	1996-97
3.	568	ETSU	1994-95
4.	565	Furman	1994-95
5.	555	Marshall	1995-96
6.	552	Appalachian State	2004-05
7.	526	Davidson	1998-99
8.	508	Davidson	2013-14
9.	507	Chattanooga	2003-04
10.	492	Georgia Southern	1995-96

Free-throw attempts

Game

1.	64	Western Carolina vs. Davidson	Jan. 14, 1995
2.	58	Furman vs. Western Carolina	Jan. 15, 1996
3.	55	Chattanooga vs. UNC Asheville	Dec. 20, 1997
	55	Wofford vs. Eastern Kentucky	Dec. 13, 1998
5.	53	Appalachian State vs. ETSU	Unknown
6.	52	Georgia Southern vs. Wofford	Dec. 30, 1998
7.	50	Chattanooga vs. College of Charleston	Jan. 9, 1999
	50	College of Charleston vs. Appalachian State	Jan. 12, 2002
9.	49	Furman vs. UNC Asheville	Nov. 14, 1997
	49	Wofford vs. New Orleans	Nov. 25, 2003

Season

1.	853	Appalachian State	1990-91
2.	820	Furman	1994-95
3.	803	Marshall	1996-97
4.	797	ETSU	1994-95
5.	777	Marshall	1995-96
6.	775	Western Carolina	1994-95
7.	762	Chattanooga	2003-04
8.	758	Davidson	1998-99
9.	750	Georgia Southern	1995-96
10.	732	Western Carolina	2007-08

Free-throw percentage

Game (minimum 12 made)

1.	100.0 (26-26)	Chattanooga vs. UAB	1990-91
2.	100.0 (14-14)	Samford vs. Davidson	Jan. 19, 2009
	100.0 (14-14)	Samford vs. Chattanooga	Nov. 30, 2009
	100.0 (14-14)	Samford vs. UAB	Dec. 6, 2014
	100.0 (14-14)	Chattanooga vs. Samford	Feb. 24, 2018
6.	100.0 (13-13)	Western Carolina vs. Furman	Mar. 1, 2002
	100.0 (13-13)	Chattanooga at Elon	Dec. 17, 2009
	100.0 (13-13)	Davidson vs. Georgia Southern	Jan. 8, 2011
9.	100.0 (12-12)	College of Charleston vs. Davidson	Jan. 2, 2008
	100.0 (12-12)	Samford vs. Clemson	Dec. 12, 2010
	100.0 (12-12)	Samford vs. Saint Peter's	Dec. 30, 2010
	100.0 (12-12)	Western Carolina vs. Campbell	Dec. 14, 2015
	100.0 (12-12)	UNCG at Mercer	Feb. 29, 2020

TEAM RECORDS



Season

1.	77.5 (386-498)	Samford	2010-11
2.	77.3 (426-551)	Appalachian State	2012-13
3.	77.1 (387-502)	UNCG	2019-20
4.	76.7 (415-541)	Furman	2007-08
	76.7 (472-615)	Davidson	2010-11
6.	76.6 (291-380)	Samford	2012-13
7.	76.4 (337-441)	Mercer	2017-18
8.	75.9 (425-560)	Samford	2009-10
9.	75.7 (358-473)	Chattanooga	2016-17
10.	75.5 (428-567)	Furman	2005-06

Rebounds

Game

1.	75	Marshall vs. West Virginia Tech	Nov. 26, 1984
2.	72	Western Carolina vs. Mars Hill	Dec. 4, 1986
3.	69	Wofford vs. Erskine	Jan. 2, 2021
4.	67	Georgia Southern vs. Augusta State	Dec. 18, 2000
5.	66	Wofford at Bethune-Cookman	Nov. 28, 2008
6.	64	Wofford vs. Montreat	Nov. 18, 2005
	64	Elon vs. Western Carolina	Feb. 11, 2008
	64	Wofford vs. Norfolk State	Nov. 18, 2009
	64	Chattanooga vs. Richmond	Dec. 29, 2009
	64	Furman vs. Erskine	Dec. 7, 2010
	64	Samford vs. Birmingham-Southern	Jan. 4, 2021

Season

1.	1,521	Western Carolina	2007-08
2.	1,504	Appalachian State	2009-10
3.	1,488	Western Carolina	2006-07
4.	1,434	Georgia Southern	2002-03
5.	1,433	College of Charleston	2012-13
6.	1,421	Western Carolina	2008-09
7.	1,419	Mercer	2014-15
8.	1,416	UNCG	2016-17
9.	1,405	Appalachian State	1990-91
10.	1,370	Davidson	2012-13

Rebounding average

Season

1.	49.6 (26-1,289)	ETSU	1993-94
2.	47.8 (30-1,434)	Georgia Southern	2002-03
3.	44.8 (29-1,299)	Georgia Southern	2003-04
4.	44.8 (32-1,433)	College of Charleston	2012-13
5.	44.7 (34-1,521)	Western Carolina	2007-08
6.	43.8 (34-1,488)	Western Carolina	2006-07
7.	43.1 (33-1,421)	Western Carolina	2008-09
8.	43.0 (35-1,504)	Appalachian State	2009-10
9.	41.4 (29-1,201)	Wofford	2008-09
10.	41.0 (33-1,353)	Chattanooga	2009-10

Assists

Game

1.	36	Chattanooga vs. Marshall	Jan. 13, 1990
2.	35	Chattanooga vs. Georgia State	Jan. 10, 1990
3.	34	Furman vs. Charleston Southern	Jan. 16, 1991
4.	33	Chattanooga vs. Mercer	Feb. 3, 1987
	33	Chattanooga vs. Tennessee State	Feb. 14, 1990
6.	31	Georgia Southern vs. Appalachian State	Jan. 23, 1993
	31	Appalachian State vs. Furman	Jan. 11, 1997
	31	Mercer vs. Winthrop	Dec. 17, 2017
9.	30	Georgia Southern at Central Florida	Dec. 8, 1992
	30	UNCG vs. Winthrop	Feb. 17, 1993
	30	UNCG vs. College of Charleston	Dec. 29, 1999
	30	Wofford vs. Limestone	Dec. 14, 2001

Season

1.	625	Chattanooga	1988-89
2.	616	Chattanooga	1989-90
3.	589	Appalachian State	2010-11
4.	561	Chattanooga	2009-10
5.	556	Appalachian State	2009-10
6.	548	Chattanooga	2005-06
7.	547	Chattanooga	1985-86
8.	541	Chattanooga	1991-92
9.	538	Mercer	2017-18
10.	537	Chattanooga	1987-88

Assists average

Season

1.	20.2 (31-625)	Chattanooga	1988-89
2.	21.2 (29-616)	Chattanooga	1989-90
3.	20.0 (28-561)	Chattanooga	1990-91
4.	19.2 (28-537)	Chattanooga	1987-88
5.	18.9 (29-547)	Chattanooga	1985-86
6.	18.4 (32-589)	Appalachian State	2010-11
7.	18.0 (30-541)	Chattanooga	1991-92
8.	18.0 (29-522)	Furman	1989-90
9.	17.7 (30-532)	Georgia Southern	1992-93
10.	17.7 (31-548)	Chattanooga	2005-06



Chattanooga's Brooke Hand ended her career as the SoCon's career 3-point field goal leader.

Blocked shots

Game		
1.	17	Appalachian State vs. Elon Jan. 2, 2010
2.	15	College of Charleston vs. Furman Dec. 3, 2011
	15	Furman vs. Southern Wesleyan Dec. 13, 2014
4.	14	Wofford vs. Furman Feb. 7, 2009
	14	Chattanooga vs. Wofford Feb. 6, 2015
6.	13	Marshall vs. Youngstown State March 4, 1989
	13	Elon at UNCG Jan. 13, 2010
	13	Chattanooga vs. Furman Jan. 19, 2019
	13	Chattanooga vs. UNCG March 7, 2019
	13	Mercer vs. Furman Feb. 8, 2020

Season

1.	223	Appalachian State	2009-10
2.	202	Chattanooga	2015-16
3.	189	Chattanooga	2014-15
4.	188	Chattanooga	2016-17
5.	181	Elon	2010-11
6.	171	Wofford	2007-08
7.	170	Marshall	1988-89
8.	167	Wofford	2008-09
9.	165	Mercer	2019-20
10.	163	Wofford	2010-11

Blocked-shots average

Season		
1.	6.4 (35-223)	Appalachian State 2009-10
2.	6.3 (32-202)	Chattanooga 2015-16
3.	6.1 (28-170)	Marshall 1988-89
4.	5.8 (29-167)	Wofford 2008-09
5.	5.9 (32-188)	Chattanooga 2016-17
6.	5.7 (33-189)	Chattanooga 2014-15
7.	5.5 (31-171)	Wofford 2007-08
8.	5.5 (33-181)	Elon 2010-11
9.	5.4 (30-163)	Wofford 2010-11
10.	5.3 (31-165)	Mercer 2019-20

Steals

Game		
1.	33	Marshall vs. West Virginia State Nov. 25, 1983
2.	31	Wofford vs. Southern Virginia Nov. 13, 2006
3.	29	Furman vs. Monmouth Nov. 24, 1989
4.	27	Chattanooga vs. Clark Jan. 18, 1988
	27	Georgia Southern vs. Appalachian State Jan. 1, 1990
	27	Georgia Southern vs. Central Florida Dec. 8, 1992
	27	UNCG vs. UNC Wilmington Nov. 12, 2006
8.	26	Chattanooga vs. Mercer Dec. 5, 1987
	26	Davidson vs. Washington & Lee Dec. 29, 1994
10.	25	Georgia Southern vs. USC Spartanburg Nov. 24, 1999
	25	UNCG vs. College of Charleston Dec. 29, 1999
	25	UNCG vs. Wofford Jan. 20, 2016

Season

1.	442	Appalachian State	2011-12
2.	415	Appalachian State	2010-11
3.	394	Furman	1989-90
4.	387	Georgia Southern	2000-01
	387	Wofford	2005-06
6.	382	Davidson	2006-07
7.	378	Georgia Southern	1992-93
8.	376	Appalachian State	2007-08
9.	368	Appalachian State	2012-13
10.	353	Georgia Southern	1993-94
	353	UNCG	2001-02

Steals average

Season		
1.	14.3 (27-387)	Georgia Southern 2000-01
2.	13.8 (28-387)	Wofford 2005-06
3.	13.0 (33-415)	Appalachian State 2010-11
4.	12.7 (31-394)	Furman 1989-90
5.	12.6 (30-378)	Georgia Southern 1992-93
6.	12.5 (30-376)	Appalachian State 2007-08
7.	12.3 (28-343)	Georgia Southern 1999-00
8.	11.9 (32-382)	Davidson 2006-07
9.	11.9 (31-368)	Appalachian State 2012-13
10.	11.8 (30-353)	Georgia Southern 1993-94

Wins

1.	30	Mercer	2017-18
2.	29	Chattanooga	2003-04
	29	Chattanooga	2007-08
	29	Chattanooga	2012-13
	29	Chattanooga	2013-14
	29	Chattanooga	2014-15
7.	27	Chattanooga	2005-06
	27	Appalachian State	2011-12
9.	26	Chattanooga	1983-84
	26	Chattanooga	1999-00
	26	Chattanooga	2002-03



Davidson's Sophia Aleksandravicius (2009-13) owned three of the top four single-season blocked-shot totals in league history and was the SoCon's career leader with 339 when she finished her career.



COACHING RECORDS



ETSU

Coach	Seasons	Years	W	L	Pct.
Dr. Janice Shelton	1970-72, 73-75	4	23	29	.442
Dr. Robert Bell	1972-73	1	3	4	.429
Becky Erwin	1975-76	1	4	13	.235
Nancy Boller	1976-78	2	22	23	.489
Susan Yow	1978-86	8	117	102	.534
Debbie Richardson	1986-94	8	79	131	.376
Karen Kemp	1994-13	19	272	277	.495
Brittney Ezell	2013-21	8	105	131	.445
Simon Harris	2021-present		First season		

Furman

Coach	Seasons	Years	W	L	Pct.
Virginia Robertson	1969-71	2	14	9	.609
Jean Bryant	1971-74	3	15	26	.366
Caroline Brown	1974-75	1	2	13	.133
Sharon Morel	1975-76	1	7	13	.350
Barbara Berry	1976-80	4	17	50	.254
Susan Roberts	1980-82	2	14	29	.326
Sherry Carter	1982-02	20	300	254	.542
Sam Dixon	2002-10	8	102	136	.429
Jackie Carson	2010-present	11	174	164	.515

Mercer

Coach	Seasons	Years	W	L	Pct.
Peggy Collins	1970-77	7	133	33	.801
Jane Fontaine	1977-80	3	57	33	.633
Ed Nixon	1980-90	10	116	166	.411
Lea Henry	1990-94	4	55	55	.500
Billy Holmes	1994-01	7	76	118	.392
Sharon Baldwin	2001-02	1	16	13	.552
Brenda Welch-Nichols	2002-06	4	51	62	.451
Sybil Blalock	2006-07	1	5	25	.167
Janell Jones	2007-10	3	35	56	.385
Susie Gardner	2010-present	11	196	148	.570

UNCG

Coach	Seasons	Years	W	L	Pct.
June Galloway	1969-72	3	38	14	.731
Marilyn Gibbs	1972-76	4	35	37	.486
Jan Donohue	1976-78	2	9	32	.220
Ditty Speeler	1978-80	2	20	24	.455
Robin Joseph	1980-81	1	9	14	.391
Lynne Agee	1981-11	30	556	311	.641
Wendy Palmer	2011-15	5	33	117	.220
Trina Patterson	2016-present	5	675	77	.493

Samford

Coach	Seasons	Years	W	L	Pct.
Janet Cone	1997-02	5	41	97	.297
Mike Morris	2002-19	17	280	237	.542
Carley Kuhns	2019-present	2	32	25	.561

Chattanooga

Coach	Seasons	Years	W	L	Pct.
Grace Keith	1974-76	2	21	23	.477
Sharon Fanning	1976-87	11	193	131	.596
Craig Parrott	1987-98	11	164	146	.529
Wes Moore	1998-13	15	358	113	.760
Jim Foster	2013-18	5	120	40	.750
Katie Burrows	2019-present	3	39	45	.463

Western Carolina

Coach	Seasons	Years	W	L	Pct.
Betty Westmoreland	1965-79	14	189	89	.680
Judy Pounds	1979-81	2	28	22	.560
Judy Stroud	1981-85	4	46	58	.442
Tony Baldwin	1985-90	5	51	83	.381
Janet Cone	1990-93	3	17	65	.207
Gary Peters	1993-97	4	34	74	.339
Maria Fantanarosa	1997-98	1	7	20	.259
Jill Dunn	1998-00	2	23	33	.411
Beth Dunkenberger	2000-04	4	65	50	.565
Kellie Harper	2004-09	5	97	65	.599
Karen Middleton	2009-15	6	63	121	.342
Stephanie McCormick	2015-19	4	24	95	.202
Kiley Hill	2019-present	2	11	36	.234

Wofford

Coach	Seasons	Years	W	L	Pct.
Patricia Gainey	1980-84	4	42	58	.420
Crystal Sharpe	1984-96*	11	152	144	.514
Mark Line	1996*	1	4	11	.267
David Graves	1996-02	6	54	115	.320
Ed Wyant	2002-03	1	4	24	.143
Samantha Young	2003-04	1	0	28	.000
Edgar Farmer	2004-15	12	99	253	.281
Jimmy Garrity	2016-present	5	67	78	.462

*Sharpe resigned; Line finished the season

SOCON COACHING RECORDS

Overall wins

Rk	Name, school (years)	Yrs	W	L	Pct.
1.	Wes Moore, Chattanooga (1998-13)	15	358	113	.760
2.	Sherry Carter, Furman (1983-02)	19	292	241	.548
3.	Rusty Cram, Georgia Southern (1996-12)	16	239	230	.510
4.	Linda Robinson, Appalachian State (1984-97)	13	236	137	.632
5.	Lynne Agee, UNCG (1997-11)	14	220	192	.534
6.	Mike Morris, Samford (2008-19)	11	187	156	.545
7.	Jackie Carson, Furman (2010-present)	11	174	164	.515
8.	Craig Parrott, Chattanooga (1987-98)	11	164	146	.529
9.	Judy Southard, Marshall (1983-92)	9	160	95	.627
10.	Susie Gardner, Mercer (2010-present)	7	151	72	.667
11.	Annette Watts, Davidson (2001-10)	9	144	121	.543
12.	Karen Kemp, ETSU (1994-05)	11	135	171	.411
13.	Jim Foster, Chattanooga (2013-18)	5	120	40	.750
14.	Nancy Wilson, College of Charleston (2003-12)	9	118	152	.437
15.	Darcie Vincent, Appalachian State (2008-14)	6	117	75	.609
16.	Sam Dixon, Furman (2002-10)	8	102	136	.429

Overall winning percentage (minimum two years)

Rk	Name, school (years)	Yrs	W	L	Pct.
1.	Wes Moore, Chattanooga (1998-13)	15	358	113	.760
2.	Jim Foster, Chattanooga (2013-18)	5	120	40	.750
3.	Susie Gardner, Mercer (2014-present)	7	151	72	.667
4.	Linda Robinson, Appalachian State (1984-97)	13	236	137	.632
5.	Judy Southard, Marshall (1983-92)	9	160	95	.627
6.	Darcie Vincent, Appalachian State (2008-14)	6	117	75	.609
7.	Kellie Harper, Western Carolina (2004-09)	5	97	65	.599
8.	Drema Greer, Georgia Southern (1991-96)	5	87	59	.596
9.	Sharon Fanning, Chattanooga (1983-87)	4	68	48	.586
10.	Michele Savage, Davidson (2010-14)	4	74	56	.569
11.	Beth Dunkenberger, Western Carolina (2000-04)	4	65	50	.565
12.	Sherry Carter, Furman (1983-02)	19	292	241	.548
13.	Mike Morris, Samford (2008-19)	11	187	156	.545
14.	Annette Watts, Davidson (2001-10)	9	144	121	.543

SoCon wins

Name, school (years)	Yrs	W	L	Pct.
1. Wes Moore, Chattanooga (1998-13)	15	241	43	.849
2. Rusty Cram, Georgia Southern (1996-12)	16	163	131	.554
3. Lynne Agee, UNCG (1997-11)	14	149	111	.573
4. Sherry Carter, Furman (1984-02)	18	133	102	.566
5. Mike Morris, Samford (2008-19)	11	110	70	.611
6. Annette Watts, Davidson (2001-10)	9	102	68	.600
7. Linda Robinson, Appalachian State (1984-97)	13	98	49	.667
8. Jackie Carson, Furman (2010-present)	11	91	85	.517
9. Karen Kemp, ETSU (1994-05)	11	89	98	.476
10. Darcie Vincent, Appalachian State (2008-14)	6	78	40	.661
11. Nancy Wilson, College of Charleston (2003-12)	17	75	99	.431
12. Susie Gardner, Mercer (2014-present)	7	75	22	.773
13. Craig Parrott, Chattanooga (1987-98)	11	70	63	.526
14. Judy Southard, Marshall (1983-92)	9	65	23	.739
15. Sam Dixon, Furman (2002-10)	8	63	89	.414

SoCon winning percentage (minimum two seasons)

Name, school (years)	Yrs	W	L	Pct.
1. Jim Foster, Chattanooga (2013-18)	5	64	10	.864
2. Wes Moore, Chattanooga (1998-13)	15	241	43	.849
3. Susie Gardner, Mercer (2014-present)	7	75	22	.773
4. Judy Southard, Marshall (1983-92)	9	65	23	.739
5. Sharon Fanning, Chattanooga (1983-87)	4	27	11	.711
6. Drema Greer, Georgia Southern (1992-96)	4	37	16	.698
7. Linda Robinson, Appalachian State (1984-97)	13	98	49	.667
8. Michele Savage, Davidson (2010-14)	4	52	26	.667
9. Darcie Vincent, Appalachian State (2008-14)	6	78	40	.661
10. Kellie Harper, Western Carolina (2004-09)	5	62	32	.660
11. Katie Burrows, Chattanooga (2018-present)	3	27	15	.643
12. Charlotte Smith, Elon (2011-14)	3	36	22	.621
13. Annette Watts, Davidson (2001-10)	9	102	68	.600
14. Mike Morris, Samford (2008-19)	11	110	78	.585
15. Lynne Agee, UNCG (1997-11)	14	149	111	.573

INDIVIDUAL

SCORING

Year		G	Points	Avg.
1984-85	Valorie Whiteside, Appalachian State	28	758	27.1
1985-86	Karen Pelphrey, Marshall	28	732	26.1
1986-87	Valorie Whiteside, Appalachian State	31	776	25.0
1987-88	Valorie Whiteside, Appalachian State	28	712	25.4
1988-89	Beth Laney, Appalachian State	27	524	19.4
1989-90	Glenda Cunningham, Appalachian State	29	617	21.3
1990-91	Nicole Hopson, ETSU	28	626	22.4
1991-92	Rushia Brown, Furman	26	546	21.0
1992-93	Angela Crosby, Appalachian State	27	582	21.6
1993-94	Angela Crosby, Appalachian State	28	623	22.3
1994-95	DeShawne Blocker, ETSU	30	728	24.3
1995-96	Amy Engle, ETSU	26	521	20.0
1996-97	Carolyn Kirsch, Davidson	26	423	16.3
1997-98	Jackie Smith, Furman	29	546	18.8
1998-99	Jackie Smith, Furman	27	539	20.0
1999-00	Damita Bullock, Chattanooga	31	568	18.3
2000-01	Laura Echols, Western Carolina	28	505	18.0
2001-02	Jenny Nett, Wofford	29	613	21.1
2002-03	Wilma Simpson, College of Charleston	29	440	15.2
2003-04	Holly Andrews, Elon	16	303	18.9
2004-05	Tiffani Mayes, ETSU	29	571	19.7
2005-06	Kitara McMoore, Elon	28	391	14.0
2006-07	Alex Anderson, Chattanooga	33	677	20.5
2007-08	Alex Anderson, Chattanooga	33	570	17.3
2008-09	Shanara Hollinquest, Chattanooga	32	529	16.5
2009-10	Shanara Hollinquest, Chattanooga	33	562	17.0
2010-11	Whitney Hood, Chattanooga	31	584	18.8
2011-12	Anna Freeman, Appalachian State	34	522	15.4
2012-13	Anna Freeman, Appalachian State	31	513	16.5
2012-13	Sophia Aleksandravicius, Davidson	35	577	16.5
2013-14	Maryah Sydnor, Appalachian State	29	563	19.4
2014-15	Precious Bridges, Mercer	35	718	20.5
2015-16	Lucy Mason, UNCG	30	660	22.0
2016-17	Tianna Tarter, ETSU	30	595	19.8
2017-18	Kahlia Lawrence, Mercer	33	636	19.3
2018-19	Nadine Soliman, UNCG	30	573	19.1
2019-20	Nadine Soliman, UNCG	32	525	16.4
2020-21	Andrea Cournoyer, Samford	22	404	18.4

REBOUNDING

Year		G	No.	Avg.
1984-85	Valorie Whiteside, Appalachian State	28	435	15.5
1985-86	Katie Beck, ETSU	28	362	12.9
1986-87	Katie Beck, ETSU	25	342	13.7
1987-88	Katie Beck, ETSU	25	441	17.6
1988-89	Janet Stallings, Chattanooga	31	291	9.4
1989-90	Glenda Cunningham, Appalachian State	29	300	10.3
1990-91	Natalie Cleckley, Furman	28	356	12.7
1991-92	Rushia Brown, Furman	26	243	9.3
1992-93	DeShawne Blocker, ETSU	25	326	13.0
1993-94	DeShawne Blocker, ETSU	26	450	17.3
1994-95	DeShawne Blocker, ETSU	30	345	11.5
1995-96	Kristina Behnfeldt, Marshall	29	257	8.9
1996-97	Tonya Bristow, Furman	27	230	8.5
1997-98	Jackie Smith, Furman	29	303	10.4
1998-99	Jackie Smith, Furman	27	242	9.0
1999-00	Jackie Smith, Furman	31	335	10.8
2000-01	Natasha Lettsome, Appalachian State	29	258	8.9
2001-02	Orion Wake, Furman	29	262	9.0
2002-03	Lauren Trantham, ETSU	28	278	9.9
2003-04	Tiffani Mayes, ETSU	27	246	9.1
2004-05	Jennifer Gardner, Western Carolina	32	295	9.2
2005-06	Kitara McMoore, Elon	28	256	9.1
2006-07	Alex Anderson, Chattanooga	33	333	10.1
2007-08	Alex Anderson, Chattanooga	33	288	8.7
2008-09	Mercedes Robinson, Davidson	30	288	9.6
2009-10	Shanara Hollinquest, Chattanooga	33	295	8.9
2010-11	Kelsey Evans, Elon	33	304	9.2
2011-12	Sophia Aleksandravicius, Davidson	31	276	8.9
2012-13	Sophia Aleksandravicius, Davidson	35	347	9.9
2013-14	Brittany Hodges, Furman	30	274	9.1
2014-15	Destiny Mitchell, ETSU	33	299	9.1
2015-16	Jasmine Joyner, Chattanooga	32	293	9.2
2016-17	Jasmine Joyner, Chattanooga	32	336	10.5
2017-18	Ije Ajemba, UNCG	31	386	12.5
2018-19	Amanda Thompson, Mercer	33	349	10.6
2019-20	Tierra Hodges, Furman	31	323	10.4
2020-21	Tierra Hodges, Furman	25	259	10.4

FIELD-GOAL PERCENTAGE

Year		FGM	FGA	Pct.
1984-85	Tammy Larkey, ETSU	166	274	60.6
1985-86	Katie Beck, ETSU	274	485	56.5



Furman's Melissa Liebschwager led the nation in 3-point field-goal percentage (47.0) in 2008-09 and won ESPN's 21st Annual Women's College Basketball 3-Point Shooting Championship at the Palace at Auburn Hills prior to the Men's Final Four in April 2009.

1986-87	Katie Beck, ETSU	231	377	61.3
1987-88	Katie Beck, ETSU	206	361	57.1
1988-89	Beth Laney, Appalachian State	185	337	54.9
1989-90	Rushia Brown, Furman	191	336	56.8
1990-91	Natalie Cleckley, Furman	214	365	58.6
1991-92	Rushia Brown, Furman	216	371	58.2
1992-93	DeShawne Blocker, ETSU	190	294	64.6
1993-94	Rushia Brown, Furman	242	394	61.4
1994-95	Kristen Ferrucci, Davidson	139	216	64.4
1995-96	Telly Hall, Georgia Southern	161	286	56.3
1996-97	Carlise Oglesby, Chattanooga	168	341	49.3
1997-98	Sharon Mitchell, Georgia Southern	160	251	63.7
1998-99	Sharon Mitchell, Georgia Southern	158	271	58.3
1999-00	Cathey Franks, Wofford	125	204	61.3
2000-01	Lucy Hines, Wofford	95	164	57.9
2001-02	Misty Copas, ETSU	107	161	66.5
2002-03	Jennifer Gardner, Western Carolina	107	209	51.2
2003-04	Courtney Nyborg, Elon	134	226	59.3
2004-05	Kitara McMoore, Elon	95	178	53.4
2005-06	Alex Anderson, Chattanooga	140	243	57.6
2006-07	Shanara Hollinquest, Chattanooga	75	137	54.7
2007-08	Shanara Hollinquest, Chattanooga	149	256	58.2
2008-09	Shanara Hollinquest, Chattanooga	182	355	51.3
2009-10	J'Lisia Ogburn, Georgia Southern	132	248	53.2
2010-11	Ashlen Dewart, Appalachian State	199	373	53.4
2011-12	Whitney Hood, Chattanooga	156	316	49.4
2012-13	Ashlen Dewart, Chattanooga	210	396	53.0
2013-14	Keke Cooper, Appalachian State	141	238	59.2
2014-15	Brittany Hodges, Furman	171	295	58.0
2015-16	Holli Wilkins, Furman	163	341	47.8
2016-17	Grayson Pinholster, Wofford	107	207	51.7
2017-18	Celena Taborn, Furman	150	245	61.2
2018-19	Celena Taborn, Furman	154	240	64.2
2019-20	Celena Taborn, Furman	104	155	67.1
2020-21	Celena Taborn, Furman	88	144	66.1

3-POINT FIELD-GOAL PERCENTAGE

Year		3FGM	3FGA	Pct.
1987-88	Jane Dalton, Appalachian State	11	23	47.8
1988-89	Marcheta Winton, Chattanooga	87	195	44.6
1989-90	Karen Gruca, Appalachian State	50	117	42.7
1990-91	Karen Gruca, Appalachian State	83	197	42.1
1991-92	Leigh Ann Cook, Western Carolina	45	111	40.5
1992-93	Beth Kilby, Appalachian State	54	136	39.7
1993-94	Nikki Kile, ETSU	54	131	41.2
1994-95	Amy Engle, ETSU	82	192	42.7
1995-96	Melissa Davis, Appalachian State	45	98	45.9
1996-97	Haley Cook, Furman	47	119	39.5
1997-98	Jennifer O'Brien, Davidson	46	101	45.5
1998-99	Terri Brock, Chattanooga	70	158	44.3
1999-00	Meagan Gleason, Davidson	47	105	44.8
2000-01	Tara Charles, Furman	51	118	43.2
2001-02	Miranda Warfield, Chattanooga	56	128	43.8
2002-03	Katasha Brown, Chattanooga	39	92	42.4
2003-04	Miranda Warfield, Chattanooga	45	100	45.0

YEARLY LEADERS



Year	Player	Points	Rebounds	Assists
2004-05	Stephanie Ripberger, Wofford	31	74	41.9
2005-06	Eboni Kirby, Appalachian State	28	62	45.2
2006-07	Katie Hamilton, Davidson	32	49	38.9
2007-08	Alex Thompson, Davidson	41	96	42.7
2008-09	Melissa Liebschwager, Furman	70	149	47.0
2009-10	Emily London, Samford	68	147	46.3
2010-11	Emily London, Samford	84	174	48.3
2011-12	Zora Stephenson, Elon	33	78	42.3
2012-13	Teshia Griswold, Furman	46	117	39.3
2013-14	Hannah Early, Davidson	63	151	41.7
2014-15	Taylor Reece, Samford	39	90	43.3
2015-16	Holli Wilkins, Furman	35	78	44.9
2016-17	Chloe Wanink, Wofford	61	155	39.4
2017-18	Lakelyn Bouldin, Chattanooga	62	159	39.0
2018-19	Cassidy Williams, Samford	37	86	.430
2019-20	Chloe Wanink, Wofford	73	154	.474
2020-21	Katie Allen, Samford	32	73	.438

FREE-THROW PERCENTAGE

Year	Player	FTM	FTA	Pct.
1984-85	Karen Pelphrey, Marshall	130	160	81.3
1985-86	Kristi Glenn, Furman	69	80	86.3
1986-87	Beth Laney, Appalachian State	132	156	84.6
1987-88	Beth Laney, Appalachian State	86	113	76.1
1988-89	Jenny Leavitt, Marshall	91	110	82.7
1989-90	Lea Ann Parsley, Marshall	96	104	92.3
1990-91	Nicole Hopson, ETSU	136	161	84.5
1991-92	Penny Roberson, Appalachian State	76	93	81.7
1992-93	Lori Lyons, Western Carolina	130	166	78.3
1993-94	Karen Stanley, Furman	93	106	87.7
1994-95	Karen Stanley, Furman	138	163	84.7
1995-96	Amy Engle, ETSU	125	148	84.5
1996-97	Kristina Behnfeldt, Marshall	148	187	79.1
1997-98	Rebecca Viverette, UNCG	100	114	87.7
1998-99	Jamie Brown, Davidson	103	127	81.1
1999-00	Karma Edwards, Appalachian State	62	69	89.9
2000-01	Damita Bullock, Chattanooga	74	91	81.3
2001-02	Janna Maggette, Davidson	67	77	87.0
2002-03	Heather McDivitt, Chattanooga	62	70	88.6
2003-04	Amanda Eaton, UNCG	61	73	83.6
2004-05	Tommi Paris, Furman	132	152	86.8
2005-06	Tommi Paris, Furman	102	110	92.7
2006-07	Carolyn Whitney, Georgia Southern	82	97	84.5
2007-08	Alex Thompson, Davidson	67	77	87.0
2008-09	Emily London, Samford	83	92	90.2
2009-10	Emily London, Samford	101	112	90.2
2010-11	Emily London, Samford	117	125	93.6
2011-12	Kaitlin Murphy, Furman	75	87	86.2
2012-13	Ali Ford, Elon	89	98	90.8
2013-14	Maryah Sydnor, Appalachian State	143	164	87.2
2014-15	Justin Taylor, Western Carolina	136	162	84.0
2015-16	Lucy Mason, UNCG	173	213	81.2
2016-17	Chelsey Shumpert, Chattanooga	74	89	83.1
2017-18	Cierra Carter, Furman	122	139	87.8
2018-19	Le'Jzae Davidson, Furman	124	147	84.4
2019-20	Lakelyn Bouldin, Chattanooga	89	106	84.0
2020-21	Jada Lewis, Mercer	71	82	86.6

ASSISTS

Year	Player	G	No.	Avg.
1984-85	Kim Skala, ETSU	27	234	8.7
1985-86	Kim Skala, ETSU	27	285	10.6
1986-87	Kim Skala, ETSU	25	202	8.1
1987-88	Jane Dalton, Appalachian State	28	169	6.0
1988-89	Nancy Smith, Chattanooga	28	184	6.6
1989-90	Amy Wales, Chattanooga	29	208	7.2
1990-91	Nancy Smith, Chattanooga	28	175	6.3
1991-92	Jan Cameron, Chattanooga	30	142	4.7
1992-93	Jan Cameron, Chattanooga	28	165	5.9
1993-94	Jan Cameron, Chattanooga	28	151	5.4
1994-95	Missy Broy, Western Carolina	27	154	5.7
1995-96	Missy Broy, Western Carolina	27	137	5.1
	Shannon Spencer, Appalachian State	29	149	5.1
1996-97	Missy Broy, Western Carolina	27	114	4.2
1997-98	Jennifer O'Brien, Davidson	27	184	6.8
1998-99	Jennifer O'Brien, Davidson	28	163	5.8
1999-00	Jennifer O'Brien, Davidson	27	142	5.3
2000-01	Christy Blackwell, Western Carolina	28	133	4.8
2001-02	Ki-Ki Glass, Western Carolina	28	117	4.2
2002-03	Tiffany Lanier, Georgia Southern	30	126	4.2
2003-04	Lisa Miller, Elon	29	127	4.4
2004-05	Marketta Talley, College of Charleston	29	142	4.9
2005-06	Kristen Boone, UNCG	26	122	4.7
2006-07	Jade Hughes, College of Charleston	29	119	4.1
2007-08	Alex Thompson, Davidson	30	119	4.0
2008-09	Sam Ramirez, Appalachian State	31	136	4.4
2009-10	Tonia Gerty, College of Charleston	33	170	5.2
2010-11	Rachel Brittenham, Wofford	30	160	5.3
2011-12	Rachel Brittenham, Wofford	31	161	5.2
2012-13	Jill Brown, College of Charleston	32	206	6.4
2013-14	Brigid Morrissey, Furman	31	191	6.2
2014-15	Whitney Bunn, Furman	33	226	6.8
2015-16	Sydni Means, Mercer	33	189	5.7
2016-17	Sydni Means, Mercer	32	216	6.8
2017-18	Sydni Means, Mercer	33	264	8.0
2018-19	Da'Ja Green, Wofford	31	162	5.2
2019-20	Charity Brown, Samford	32	182	5.7
2020-21	Tate Walters, Furman	21	90	4.3
	Raven Omar, Samford	25	107	4.3

BLOCKED SHOTS

Year	Player	No.	Avg.
1987-88	Sharon Deal, Marshall	71	2.6
1988-89	Sharon Deal, Marshall	117	4.2
1989-90	Shannon Thomas, Appalachian State	49	1.7
1990-91	Latoya Armstrong, Furman	33	1.2
1991-92	Regina Brown, Western Carolina	64	2.3
1992-93	Rushia Brown, Furman	34	1.2
1993-94	Rushia Brown, Furman	46	1.7
1994-95	Keri Simmons, Marshall	29	1.1
1995-96	Elizabeth Noethling, Furman	42	1.6
1996-97	Jennie Vanlerberghe, Davidson	39	1.6
1997-98	Lucy Hines, Wofford	46	1.6
1998-99	Lucy Hines, Wofford	46	1.6
1999-00	Wilma Simpson, College of Charleston	30	1.1
	Lucy Hines, Wofford	31	1.1
2000-01	Meghan Bryant, Davidson	46	1.6
2001-02	Phoebe Clark, Wofford	29	2.0
2002-03	Lauren Trantham, ETSU	28	1.6
2003-04	Courtney Nyborg, Elon	71	2.5
2004-05	Jenny Weurding, Wofford	50	2.1
2005-06	Jenny Weurding, Wofford	60	2.1
2006-07	Jennifer Weurding, Wofford	81	2.9
2007-08	Mahagony Williams, Wofford	65	2.1
2008-09	Mahagony Williams, Wofford	62	2.1
2009-10	Anna Freeman, Appalachian State	92	2.6
2010-11	Sophia Aleksandravicius, Davidson	95	3.1
2011-12	Sophia Aleksandravicius, Davidson	91	2.9
2012-13	Sophia Aleksandravicius, Davidson	102	2.9
2013-14	Jasmine Joyner, Chattanooga	56	2.2
2014-15	Jasmine Joyner, Chattanooga	132	4.0
2015-16	Jasmine Joyner, Chattanooga	126	3.9
2016-17	Jasmine Joyner, Chattanooga	122	3.8
2017-18	Arianea Whitaker, Chattanooga	45	1.5
	Sherae Bonner, Western Carolina	39	1.5
2018-19	Arianea Whitaker, Chattanooga	64	2.3
2019-20	Shannon Titus, Mercer	60	1.9
2020-21	Natalie Armstrong, Samford	43	2.0

STEALS

Year	Player	No.	Avg.
1987-88	Valorie Whiteside, Appalachian State	93	3.3
	Nancy Smith, Chattanooga	93	3.3
1988-89	Nancy Smith, Chattanooga	112	4.0
1989-90	Jenelle Stephenson, Marshall	73	2.8
1990-91	Nicole Hopson, ETSU	90	3.2



Wofford's Mahagony Williams led the SoCon in blocked shots in 2007-08 and 2008-09.

1991-92	Rushia Brown, Furman	83	3.2
1992-93	Tracy Krueger, Marshall	122	4.4
1993-94	Shannon Spencer, Appalachian State	85	3.0
1994-95	Shannon Spencer, Appalachian State	106	3.8
1995-96	Shannon Spencer, Appalachian State	97	3.3
1996-97	Jennifer O'Brien, Davidson	66	2.5
1997-98	Jennifer O'Brien, Davidson	86	3.2
1998-99	Jennifer O'Brien, Davidson	99	3.5
1999-00	Jennifer O'Brien, Davidson	117	4.3
2000-01	Janna Magette, Davidson	99	3.5
2001-02	Danna Simpson, Georgia Southern	63	2.3
2002-03	Tiffany Lanier, Georgia Southern	101	3.4
2003-04	Kiya Verdell, ETSU	64	2.6
2004-05	Kristen Boone, UNCG	121	4.3
2005-06	Kristen Boone, UNCG	101	3.9
2006-07	Whitney Tossie, Appalachian State	113	3.7
2007-08	Liz Miller, Wofford	97	3.1
2008-09	Liz Miller, Wofford	62	2.4
2009-10	Kelly Dwyer, Wofford	76	2.6
2010-11	Anna Freeman, Appalachian State	100	3.1
2011-12	Anna Freeman, Appalachian State	122	3.6
2012-13	Anna Freeman, Appalachian State	90	2.9
2013-14	Jordan Frazier, Wofford	84	3.0
2014-15	Jordan Frazier, Wofford	74	2.8
2015-16	Jordan Frazier, Wofford	69	2.5
2016-17	Sydni Means, Mercer	80	3.2
2017-18	Erica Haynes-Overton, ETSU	108	3.6
2018-19	Erica-Haynes Overton, ETSU	97	3.1
2019-20	Shannon Titus, Mercer	83	2.7
2020-21	Andrea Cournoyer, Samford	65	3.0



Three-time SoCon Player of the Year Kahlia Lawrence led Mercer to back-to-back regular-season co-championship runs and then helped the Bears clinch their first-ever outright regular-season title in 2018.

TEAM

SCORING OFFENSE

Year	Points	Avg.	
1984-85	Marshall	2,392	82.5
1985-86	Marshall	2,158	77.1
1986-87	Appalachian State	2,543	82.0
1987-88	Appalachian State	2,343	83.7
1988-89	Appalachian State	2,137	79.1
1989-90	Furman	2,440	84.1
1990-91	Furman	2,318	82.8
1991-92	Furman	2,030	78.1
1992-93	Furman	2,170	77.5
1993-94	Appalachian State	2,220	79.3
1994-95	ETSU	2,432	81.1
1995-96	Appalachian State	2,417	80.6
1996-97	Marshall	2,293	76.4
1997-98	Georgia Southern	2,236	77.1
1998-99	Davidson	2,139	76.4
1999-00	Chattanooga	2,284	73.7
2000-01	Chattanooga	2,331	75.2
2001-02	Chattanooga	2,344	75.6
2002-03	Chattanooga	2,262	73.0
2003-04	Chattanooga	2,330	72.8
2004-05	Western Carolina	2,221	69.4
2005-06	Chattanooga	2,328	75.1
2006-07	Chattanooga	2,379	72.1
2007-08	Western Carolina	2,518	74.1
2008-09	Chattanooga	2,226	69.6
2009-10	Chattanooga	2,216	67.2
2010-11	Appalachian State	2,338	73.1
2011-12	Appalachian State	2,266	66.6
2012-13	Appalachian State	2,131	68.7
2013-14	Chattanooga	2,302	69.8
2014-15	Furman	2,249	68.2
2015-16	UNCG	1,965	65.5
2016-17	Mercer	2,106	65.8
2017-18	Mercer	2,332	70.7
2018-19	Wofford	2,258	72.8
2019-20	Wofford	2,041	68.0
2020-21	Mercer	1,777	68.3

SCORING DEFENSE

Year	Points	Avg.	
1984-85	ETSU	1,797	66.6
1985-86	Appalachian State	1,993	68.7
1986-87	Marshall	1,802	62.1
1987-88	Marshall	1,801	64.3
1988-89	Marshall	1,779	63.5
1989-90	Appalachian State	2,060	71.0
1990-91	Marshall	1,659	59.3
1991-92	Marshall	1,831	65.4
1992-93	Georgia Southern	2,019	67.3
1993-94	Appalachian State	1,932	69.0
1994-95	Appalachian State	1,896	67.7
1995-96	Davidson	1,772	68.2

1996-97	Chattanooga	1,819	67.4
1997-98	UNCG	2,043	68.1
1998-99	UNCG	1,846	65.9
1999-00	Chattanooga	1,904	61.4
2000-01	UNCG	1,791	59.7
2001-02	UNCG	1,890	61.0
2002-03	Chattanooga	1,874	60.5
2003-04	Chattanooga	1,853	57.9
2004-05	Chattanooga	1,639	54.6
2005-06	Elon	1,580	56.4
2006-07	College of Charleston	1,795	59.8
2007-08	Chattanooga	1,866	56.5
2008-09	Samford	1,542	53.2
2009-10	Georgia Southern	1,752	56.5
2010-11	Samford	1,864	56.5
2011-12	Davidson	1,733	55.9
2012-13	Samford	1,685	54.4
2013-14	Chattanooga	1,856	56.2
2014-15	Chattanooga	1,665	50.5
2015-16	Samford	1,555	50.2
2016-17	Mercer	1,814	56.7
2017-18	Mercer	1,811	54.9
2018-19	UNCG	1,826	60.9
2019-20	UNCG	1,771	55.3
2020-21	UNCG	1,369	57.0

FIELD-GOAL PERCENTAGE

Year	FGM	FGA	Pct.	
1984-85	ETSU	797	1,645	48.4
1985-86	Appalachian State	890	1,728	51.5
1986-87	Appalachian State	1001	1,792	50.8
1987-88	Appalachian State	953	1,891	50.4
1988-89	Appalachian State	815	2,670	48.8
1989-90	Furman	972	2,086	46.6
1990-91	Furman	882	1,937	45.5
1991-92	Appalachian State	781	1,701	45.9
1992-93	Appalachian State	791	1,671	47.3
1993-94	ETSU	723	1,542	49.6
1994-95	ETSU	859	1,844	46.6
1995-96	Davidson	693	1,693	44.4
1996-97	Marshall	763	1,740	43.9
1997-98	Davidson	743	1,558	47.7
1998-99	Davidson	750	1,602	46.8
1999-00	Chattanooga	797	1,736	45.9
2000-01	Western Carolina	717	1,596	44.9
2001-02	Chattanooga	859	1,959	43.8
2002-03	Western Carolina	681	1,579	43.1
2003-04	Chattanooga	820	1,869	43.9
2004-05	Chattanooga	742	1,805	41.1
2005-06	Chattanooga	854	1,853	46.1
2006-07	Chattanooga	842	1,921	43.8
2007-08	Chattanooga	841	1,917	43.9
2008-09	Chattanooga	769	1,804	42.6
2009-10	Appalachian State	900	2,084	43.2
2010-11	Appalachian State	917	2,026	45.3
2011-12	Samford	705	1,686	41.8

YEARLY LEADERS



2012-13	Appalachian State	793	1,861	42.6
2013-14	Chattanooga	866	1,939	44.7
2014-15	ETSU	841	1,887	44.6
2015-16	Chattanooga	707	1,666	42.4
2016-17	Chattanooga	736	1,702	43.2
2017-18	Mercer	918	2,102	43.7
2018-19	Mercer	896	2,066	43.4
2019-20	UNCG	752	1,753	.429
	Furman	715	1,802	.429
2020-21	Samford	637	1,462	.436

3-POINT FIELD-GOAL PERCENTAGE

Year		3FGM	3FGA	Pct.
1987-88	Appalachian State	16	40	40.0
1988-89	Chattanooga	151	370	40.8
1989-90	Appalachian State	55	145	37.9
1990-91	Appalachian State	136	332	41.0
1991-92	ETSU	92	273	33.7
1992-93	Appalachian State	116	319	36.4
1993-94	ETSU	106	275	38.5
1994-95	ETSU	146	401	36.4
1995-96	Appalachian State	150	423	35.5
1996-97	ETSU	112	295	38.0
1997-98	Davidson	109	302	36.1
1998-99	Chattanooga	188	520	36.2
1999-00	Davidson	141	353	39.9
2000-01	Furman	98	297	33.0
2001-02	Chattanooga	175	479	36.5
2002-03	Chattanooga	203	564	36.0
2003-04	Chattanooga	183	506	36.2
2004-05	ETSU	136	404	33.7
2005-06	Furman	164	430	38.1
2006-07	Chattanooga	257	746	34.5
2007-08	Furman	169	460	36.7
2008-09	Furman	195	517	37.7
2009-10	Davidson	167	460	36.3
2010-11	Samford	270	681	39.6
2011-12	Samford	234	661	35.4
2012-13	Samford	217	632	34.3
2013-14	Elon	127	346	36.7
2014-15	Furman	209	567	36.9
2015-16	Furman	222	670	33.1
2016-17	Wofford	168	498	38.7
2017-18	Chattanooga	184	519	38.4
2018-19	Wofford	180	514	35.0
2019-20	Wofford	218	623	.350
2020-21	Samford	169	493	.343

FREE-THROW PERCENTAGE

Year		FTM	FTA	Pct.
1984-85	Western Carolina	372	529	70.3
1985-86	Furman	360	525	68.6
1986-87	Marshall	340	474	71.7
1987-88	ETSU	347	491	69.7
1988-89	Marshall	373	524	71.2

1989-90	ETSU	449	651	69.0
1990-91	Appalachian State	609	852	71.5
1991-92	Appalachian State	416	597	69.7
1992-93	Appalachian State	385	562	68.5
1993-94	Furman	391	571	68.5
1994-95	ETSU	568	797	71.3
1995-96	Marshall	555	777	71.4
1996-97	Marshall	580	803	72.2
1997-98	UNCG	460	669	68.8
1998-99	Georgia Southern	471	667	70.6
1999-00	UNCG	410	570	71.9
2000-01	Georgia Southern	491	659	74.5
2001-02	Davidson	348	473	73.6
2002-03	Chattanooga	441	611	72.2
2003-04	Appalachian State	396	552	71.7
2004-05	Furman	526	702	74.9
2005-06	Furman	428	567	75.5
2006-07	Davidson	438	589	74.4
2007-08	Furman	415	541	76.7
2008-09	Furman	381	514	74.1
2009-10	Samford	425	560	75.9
2010-11	Samford	386	498	77.5
2011-12	Chattanooga	374	503	74.4
2012-13	Appalachian State	426	551	77.3
2013-14	Georgia Southern	397	544	73.0
2014-15	Western Carolina	446	607	73.5
2015-16	Furman	316	432	73.1
2016-17	Chattanooga	358	473	75.7
2017-18	Mercer	337	441	76.4
2018-19	Furman	472	636	74.2
2019-20	UNCG	387	502	.771
2020-21	Samford	263	361	.729

REBOUNDING MARGIN

Year		Team	Opp.	Margin
1984-85	Appalachian State	42.4	37.0	+5.4
1985-86	ETSU	37.0	34.4	+2.6
1986-87	Appalachian State	39.0	34.8	+4.2
1987-88	ETSU	43.4	39.1	+4.3
1988-89	Marshall	41.9	39.2	+2.7
1989-90	Furman	46.1	41.2	+4.9
1990-91	Furman	48.3	38.4	+9.8
1991-92	Marshall	38.1	35.8	+2.3
1992-93	ETSU	41.8	37.9	+3.9
1993-94	ETSU	49.6	36.7	+12.7
1994-95	ETSU	40.8	36.7	+4.1
1995-96	Appalachian State	43.1	39.1	+4.0
1996-97	Davidson	38.4	41.1	+3.7
1997-98	Appalachian State	39.1	35.5	+3.6
1998-99	Appalachian State	40.3	34.6	+5.7
1999-00	Furman	40.7	34.7	+6.0
2000-01	Chattanooga	42.0	35.1	+6.9
2001-02	UNCG	41.1	35.0	+6.0
2002-03	Georgia Southern	47.8	40.0	+7.8
2003-04	Georgia Southern	44.8	36.5	+8.3
2004-05	Chattanooga	43.0	34.1	+8.9
2005-06	Georgia Southern	43.4	38.7	+4.7
2006-07	Western Carolina	43.8	38.4	+5.3
2007-08	Western Carolina	44.7	39.7	+5.0
2008-09	Western Carolina	43.1	36.8	+6.3
2009-10	Appalachian State	43.0	35.7	+7.3
2010-11	Appalachian State	41.3	35.7	+5.6
2011-12	Appalachian State	41.6	35.2	+6.3
2012-13	Chattanooga	39.8	35.6	+4.2
2013-14	Appalachian State	40.5	35.0	+5.5
2014-15	Furman	40.4	36.6	+3.8
2015-16	Chattanooga	34.9	33.6	+1.3
	ETSU	38.4	37.1	+1.3
2016-17	UNCG	40.5	35.3	+5.1
2017-18	Furman	38.7	34.0	+4.7
2018-19	Furman	38.8	35.4	+3.5
2019-20	Furman	37.8	33.0	+4.8
2020-21	Wofford	40.9	37.0	+3.8



Anna Freeman helped her Appalachian State squad lead the SoCon in rebounding margin in her first three seasons, from 2009-12.

Player of the Year

1985-86 – Karen Pelphrey, Marshall
 1986-87 – Katie Beck, ETSU
 1987-88 – Regina Kirk, Chattanooga
 1988-89 – Beth Laney, Appalachian State
 1989-90 – Glenda Cunningham, Appalachian State
 1990-91 – Natalie Cleckley, Furman
 1991-92 – Rushia Brown, Furman
 1992-93 – DeShawne Blocker, ETSU
 1993-94 – Angela Crosby, Appalachian State
 1994-95 – DeShawne Blocker, ETSU
 1995-96 – Amy Engle, ETSU
 1996-97 – Carolyn Kirsch, Davidson
 1997-98 – Jackie Smith, Furman
 1998-99 – Jackie Smith, Furman
 1999-00 – Damita Bullock, Chattanooga
 2000-01 – Damita Bullock, Chattanooga
 2001-02 – Jenny Nett, Wofford
 2002-03 – Deshara Shealey, Furman
 2003-04 – Katasha Brown, Chattanooga
 2004-05 – Tiffani Mayes, ETSU
 2005-06 – Coaches/Media: Katasha Brown, Chattanooga
 2006-07 – Coaches/Media: Alex Anderson, Chattanooga
 2007-08 – Coaches/Media: Alex Anderson, Chattanooga
 2008-09 – Coaches/Media: Shanara Hollinquest, Chattanooga
 2009-10 – Coaches/Media: Shanara Hollinquest, Chattanooga
 2010-11 – Coaches: Sam Ramirez, Appalachian State
 Media: Emily London, Samford
 2011-12 – Coaches: Sophia Aleksandravicius, Davidson
 Media: Anna Freeman, Appalachian State
 2012-13 – Coaches/Media: Sophia Aleksandravicius, Davidson
 2013-14 – Coaches/Media: Taylor Hall, Chattanooga
 2014-15 – Coaches/Media: Precious Bridges, Mercer
 2015-16 – Coaches/Media: Kahlia Lawrence, Mercer
 2016-17 – Coaches/Media: Kahlia Lawrence, Mercer
 2017-18 – Coaches/Media: Kahlia Lawrence, Mercer
 2018-19 – Coaches: Amanda Thompson, Mercer
 Media: KeKe Calloway, Mercer
 2019-20 – Coaches/Media: Nadine Soliman, UNCG
 2020-21 – Coaches/Media: Andrea Cournoyer, Samford

Defensive Player of the Year

2007-08 – Chevon Keith, Western Carolina
 2008-09 – Monique Floyd, UNCG
 2009-10 – Tonia Gerty, College of Charleston
 2010-11 – Anna Freeman, Appalachian State
 2011-12 – Sophia Aleksandravicius, Davidson
 2012-13 – Sophia Aleksandravicius, Davidson
 2013-14 – Taylor Hall, Chattanooga
 2014-15 – Alicia Payne, Chattanooga
 2015-16 – Alicia Payne, Chattanooga
 2016-17 – Jasmine Joyner, Chattanooga
 2017-18 – Erica Haynes-Overton, ETSU
 2018-19 – Erica Haynes-Overton, ETSU
 2019-20 – Shannon Titus, Mercer
 2020-21 – Shannon Titus, Mercer

Freshman of the Year

1985-86 – Teresa Bowlin, Furman
 1986-87 – Susan Lance, Chattanooga
 1987-88 – Natalie Cleckley, Furman
 1988-89 – Janice Rhynehardt, Furman
 1989-90 – Rushia Brown, Furman
 1990-91 – Penny Roberson, Appalachian State
 1991-92 – DeShawne Blocker, ETSU
 1992-93 – Shannon Spencer, Appalachian State
 1993-94 – Pam Owens, Western Carolina
 1994-95 – Natal Rosko, Marshall
 1995-96 – Kristina Behnfeldt, Marshall
 1996-97 – Carlise Oglesby, Chattanooga
 1997-98 – April Fleck, Western Carolina
 1998-99 – Heather Dykes, Chattanooga
 1999-00 – Wilma Simpson, College of Charleston
 2000-01 – Tiffany Hamm, Western Carolina
 2001-02 – Monica Pope, Furman
 2002-03 – Kiki Conyers, Appalachian State
 2003-04 – Katie Hamilton, Davidson
 2004-05 – Kristen Boone, UNCG
 2005-06 – Coaches/Media: Lauren Powell, Western Carolina
 2006-07 – Coaches/Media: Carolyn Whitney, Georgia Southern
 2007-08 – Coaches/Media: Mahagony Williams, Wofford
 2008-09 – Coaches/Media: Tiara Gause, Elon
 2009-10 – Coaches/Media: Ali Ford, Elon
 2010-11 – Coaches/Media: Laura Murray, Davidson
 2011-12 – Coaches: Brittany Hodges, Furman

Media: Maryah Sydnor, Appalachian State
 2012-13 – Coaches: Holli Wilkins, Furman
 Media: Lucy Mason, UNCG
 2013-14 – Coaches: Jennifer Rhodes, Elon
 Media: Hannah Nichols, Samford
 2014-15 – Coaches/Media: Kahlia Lawrence, Mercer
 2015-16 – Coaches/Media: Linnea Rosendal, Mercer
 2016-17 – Coaches/Media: Nadine Soliman, UNCG
 2017-18 – Coaches/Media: Erica Haynes-Overton, ETSU
 2018-19 – Coaches: Eboni Williams, Chattanooga
 Media: Jewel Smalls, Western Carolina
 2019-20 – Coaches/Media: Lilly Hatton, Wofford
 2020-21 – Coaches/Media: Sydney James, Furman

Coach of the Year

1983-84 – Sharon Fanning, Chattanooga
 1984-85 – Sharon Fanning, Chattanooga
 Linda Robinson, Appalachian State
 1985-86 – Judy Southard, Marshall
 1986-87 – Judy Southard, Marshall
 1987-88 – Craig Parrott, Chattanooga
 1988-89 – Linda Robinson, Appalachian State
 1989-90 – Sherry Carter, Furman
 1990-91 – Judy Southard, Marshall
 1991-92 – Sherry Carter, Furman
 1992-93 – Debbie Richardson, ETSU
 1993-94 – Linda Robinson, Appalachian State
 1994-95 – Karen Kemp, ETSU
 1995-96 – Linda Robinson, Appalachian State
 1996-97 – Sherry Carter, Furman
 1997-98 – Rusty Cram, Georgia Southern
 1998-99 – Lynne Agee, UNCG
 1999-00 – Wes Moore, Chattanooga
 2000-01 – Rusty Cram, Georgia Southern
 2001-02 – Lynne Agee, UNCG
 2002-03 – Beth Dunkenberger, Western Carolina
 2003-04 – Wes Moore, Chattanooga
 2004-05 – Wes Moore, Chattanooga
 2005-06 – Coaches/Media: Wes Moore, Chattanooga
 2006-07 – Coaches/Media: Kellie Harper, Western Carolina
 2007-08 – Coaches/Media: Wes Moore, Chattanooga
 2008-09 – Coaches/Media: Mike Morris, Samford
 2009-10 – Coaches/Media: Darcie Vincent, Appalachian State
 2010-11 – Coaches/Media: Darcie Vincent, Appalachian State
 2011-12 – Coaches/Media: Michele Savage, Davidson
 2012-13 – Coaches/Media: Wes Moore, Chattanooga
 2013-14 – Coaches/Media: Jackie Carson, Furman
 2014-15 – Coaches/Media: Jim Foster, Chattanooga
 2015-16 – Coaches/Media: Susie Gardner, Mercer
 2016-17 – Coaches/Media: Trina Patterson, UNCG
 2017-18 – Coaches/Media: Susie Gardner, Mercer
 2018-19 – Coaches/Media: Susie Gardner, Mercer
 2019-20 – Coaches: Trina Patterson, UNCG
 Media: Carley Kuhns, Samford
 2020-21 – Coaches/Media: Carley Kuhns, Samford

Ann Lashley Inspiration Award

2007-08 – Kitara McMoore, Elon
 2008-09 – Jade Hughes, College of Charleston
 2009-10 – Megan Wilderotter, Samford
 2010-11 – Bailey Dewart, Chattanooga
 2011-12 – Lashana Booker, Furman
 2012-13 – Mariah Masalin, Wofford
 2013-14 – Shelby Campbell, Samford
 2014-15 – Kayla Freeman, Chattanooga
 2015-16 – India Timpton, UNCG
 2016-17 – Allison Beasley, Furman
 2017-18 – Malloree Schurr, ETSU
 2018-19 – Amanda Thompson, Mercer
 2019-20 – Lakelyni Bouldin, Chattanooga
 2020-21 – Jamari McDavid, Wofford

Tournament Most Valuable Player

1984 – Tina Chairs, Chattanooga
 1985 – Chris McClure, Chattanooga
 1986 – Regina Kirk, Chattanooga
 1987 – Valorie Whiteside, Appalachian State
 1988 – Valorie Whiteside, Appalachian State
 1989 – Janice Rhynehardt, Furman
 Nancy Smith, Chattanooga
 1990 – Shannon Thomas, Appalachian State
 1991 – Nicole Hopson, ETSU
 1992 – Kim Brown, Chattanooga
 1993 – Janice Johnson, Georgia Southern
 1994 – Rushia Brown, Furman

1995 – DeShawne Blocker, ETSU
 1996 – Stephanie Wine, Marshall
 1997 – Keri Simmons, Marshall
 1998 – Telly Hall, Georgia Southern
 1999 – Beth Schoolfield, Appalachian State
 2000 – Brienne Dodgen, UNCG
 2001 – ChoRhonda Gwaltney, UNCG
 2002 – Miranda Warfield, Chattanooga
 2003 – Miranda Warfield, Chattanooga
 2004 – Katasha Brown, Chattanooga
 2005 – Jennifer Gardner, Western Carolina
 2006 – Tiffani Roberson, Chattanooga
 2007 – Alex Anderson, Chattanooga
 2008 – Alex Anderson, Chattanooga
 2009 – Brooke Johnson, Western Carolina
 2010 – Shanara Hollinquest, Chattanooga
 2011 – Savannah Hill, Samford
 2012 – Shelby Campbell, Samford
 2013 – Ashlen Dewart, Chattanooga
 2014 – Taylor Hall, Chattanooga
 2015 – Jasmine Joyner, Chattanooga
 2016 – Alicia Payne, Chattanooga
 2017 – Jasmine Joyner, Chattanooga
 2018 – Kahlia Lawrence, Mercer
 2019 – KeKe Calloway, Mercer
 2020 – Natalie Armstrong, Samford
 2021 – Amoria Neal-Tysor, Mercer

Pinnacle Award

The Pinnacle Award is awarded to the student-athlete with the highest GPA on the championship-winning team for each Southern Conference sport. The award was inaugurated in 2016-17.

2017 – Ansley Chilton, Chattanooga
 2018 – Amanda Thompson, Mercer
 2019 – Amanda Thompson, Mercer
 2020 – Samantha Fitzgerald, Samford
 2021 – Emily Stradling, Mercer

ALL-CONFERENCE TEAMS



1983-84

Regina Blair, ETSU
Tina Chairs, Chattanooga
Kim Horsey, Chattanooga
Punkie Mills, ETSU
Karen Pelphrey, Marshall

1984-85

Regina Kirk, Chattanooga
Karla May, Marshall
Karen Pelphrey, Marshall
Karen Robinson, Appalachian State
Valorie Whiteside, Appalachian State

1985-86

First Team

Katie Beck, ETSU
Kim Bush, Chattanooga
Regina Kirk, Chattanooga
Karen Pelphrey, Marshall
Valorie Whiteside, Appalachian State

Second Team

Teresa Bowlin, Furman
Lucy Dunn, Furman
Emily Holliday, Western Carolina
Karla May, Marshall
Tammy Wiggins, Marshall

1986-87

First Team

Katie Beck, ETSU
Regina Kirk, Chattanooga
Kim Lewis, Marshall
Karen Robinson, Appalachian State
Tammy Simms, Marshall
Valorie Whiteside, Appalachian State
Tammy Wiggins, Marshall

Second Team

Jane Dalton, Appalachian State
Lucy Dunn, Furman
Kristi Glenn, Furman
Beth Laney, Appalachian State
Jeanne Marvel, Western Carolina
Kim Skala, ETSU

1987-88

First Team

Katie Beck, ETSU
Jane Dalton, Appalachian State
Regina Kirk, Chattanooga
Kim Lewis, Marshall
Jeanne Marvel, Western Carolina
Valorie Whiteside, Appalachian State

Second Team

Kendra Bell, Chattanooga
Lucy Dunn, Furman
Kim Johnson, Appalachian State
Beth Laney, Appalachian State
Jenelle Stephenson, Marshall
Lori Whitaker, Furman

1988-89

First Team

Nancy Glass, Furman
Kim Johnson, Appalachian State
Beth Laney, Appalachian State
Jenny Leavitt, Marshall
Janet Stallings, Chattanooga

Second Team

Nicole Hopson, ETSU
Missy Marvin, ETSU
Lea Ann Parsley, Marshall
Debbie Swicegood, Appalachian State
Marcheta Winton, Chattanooga

1989-90

First Team

Rushia Brown, Furman
Julie Copeland, Chattanooga
Glenda Cunningham, Appalachian State
Nicole Hopson, ETSU
Sheila Johnson, Marshall

Second Team

Kim Brown, Chattanooga
Natalie Cleckley, Furman
Nancy Glass, Furman
Janice Rhynehardt, Furman
Shannon Thomas, Appalachian State
Laura Vannoy, Western Carolina

1990-91

First Team

Kim Brown, Chattanooga
Natalie Cleckley, Furman
Nicole Hopson, ETSU
Sheila Johnson, Marshall
Shannon Thomas, Appalachian State

Second Team

Julie Copeland, Chattanooga
Wendy Gatlin, Marshall
Mae Louallen, ETSU
Nancy Smith, Chattanooga

1991-92

First Team

DeShawne Blocker, ETSU
Kim Brown, Chattanooga
Rushia Brown, Furman
Tracy Krueger, Marshall
Janice Rhynehardt, Furman

Second Team

Shelly Carroll, Chattanooga
Kristi Huff, Marshall
Regina Ikard, Appalachian State
Lori Lyons, Western Carolina
Penny Roberson, Appalachian State

1992-93

First Team

DeShawne Blocker, ETSU
Kim Brown, Chattanooga
Rushia Brown, Furman
Angela Crosby, Appalachian State
Lori Lyons, Western Carolina

Second Team

Latoya Armstrong, Furman
Jan Cameron, Chattanooga
Tammy Dowdell, Chattanooga
Tracy Krueger, Marshall
Monique McClelland, Georgia Southern

1993-94

First Team

Angela Crosby, Appalachian State
DeShawne Blocker, ETSU
Rushia Brown, Furman
Tammy Dowdell, Chattanooga
Karen Stanley, Furman

Second Team

Janice Johnson, Georgia Southern
Andrea Autrey, Georgia Southern
Tamira Higgins, Marshall
Jan Cameron, Chattanooga
Penny Roberson, Appalachian State

1994-95

First Team

DeShawne Blocker, ETSU
Andrea Autrey, Georgia Southern
Karen Stanley, Furman
Amy Engle, ETSU
Kristi Creamer, Furman

Second Team

Tamira Higgins, Marshall
Janice Johnson, Georgia Southern
Andrea Hinton, Appalachian State
Karolina Karlqvist, Appalachian State
Tara Anderson, Georgia Southern

1995-96

First Team

Amy Engle, ETSU
Andrea Hinton, Appalachian State

Kristina Behnfeldt, Marshall
Shannon Spencer, Appalachian State
Telly Hall, Georgia Southern

Second Team

Melissa Davis, Appalachian State
Carolyn Kirsch, Davidson
Karen Mason, Western Carolina
Stacey Brown, Chattanooga
Stephanie Wine, Marshall

1996-97

First Team

Kristina Behnfeldt, Marshall
Carolyn Kirsch, Davidson
Tonya Bristow, Furman
Merideth Thompson, Appalachian State
Telly Hall, Georgia Southern

Second Team

Carlise Oglesby, Chattanooga
Karen Mason, Western Carolina
Natasha Jackson, Furman
Cindy McCauley, Marshall
LaSha Jackson, Western Carolina

1997-98

First Team

Jackie Smith, Furman
Jennifer O'Brien, Davidson
Sharon Mitchell, Georgia Southern
Rebecca Viverette, UNCG
Biz Brediger, UNCG

Second Team

Telly Hall, Georgia Southern
Beth Schoolfield, Appalachian State
Jessica Montrella, Davidson
Angie Fickes, ETSU
Kerry Brown, Davidson
Jenny Nett, Wofford

1998-99

First Team

Jackie Smith, Furman
Sharon Mitchell, Georgia Southern
Melinda Goodson, UNCG
Jamie Brown, Davidson
Beth Schoolfield, Appalachian State

Second Team

Jennifer O'Brien, Davidson
ChoRhonda Gwaltney, UNCG
Angie Fickes, ETSU
Jenny Nett, Wofford
Missy Peterson, College of Charleston

1999-00

Natasha Lettsome, Appalachian State
Damita Bullock, Chattanooga
Jennifer O'Brien, Davidson
Angie Fickes, ETSU
Erica Babb, ETSU
Jackie Smith, Furman
Tondra Warren, Georgia Southern
ChoRhonda Gwaltney, UNCG
Laura Echols, Western Carolina
Willow Russell, Western Carolina

2000-01 (Coaches)

Natasha Lettsome, Appalachian State
Wilma Simpson, College of Charleston
Jennifer Wilson, Chattanooga
Damita Bullock, Chattanooga
Tara Charles, Furman
Sharon Mitchell, Georgia Southern
ChoRhonda Gwaltney, UNCG
Brianna Dodgen, UNCG
Laura Echols, Western Carolina
Jenny Nett, Wofford

2000-01 (Media)

First Team

Natasha Lettsome, Appalachian State
Damita Bullock, Chattanooga
ChoRhonda Gwaltney, UNCG
Laura Echols, Western Carolina

Jenny Nett, Wofford

Second Team

Wilma Simpson, College of Charleston
Tara Charles, Furman
Sharon Mitchell, Georgia Southern
Danna Simpson, Georgia Southern
Brianna Dodgen, UNCG

2001-02 (Coaches)

Damita Bullock, Chattanooga
Miranda Warfield, Chattanooga
Jacinda Lambert, UNCG
Laura Echols, Western Carolina
Jenny Nett, Wofford
Janna Magette, Davidson
Orion Wake, Furman
Alie Rousseau, Georgia Southern
Danna Simpson, Georgia Southern
Samika Foster, UNCG

2001-02 (Media)

First Team

Damita Bullock, Chattanooga
Miranda Warfield, Chattanooga
Jacinda Lambert, UNCG
Laura Echols, Western Carolina
Jenny Nett, Wofford

Second Team

Janna Magette, Davidson
Orion Wake, Furman
Alie Rousseau, Georgia Southern
Danna Simpson, Georgia Southern
Samika Foster, UNCG

2002-03 (Coaches)

Tiffany Johnson, Appalachian State
Wilma Simpson, College of Charleston
Jennifer Wilson, Chattanooga
Miranda Warfield, Chattanooga
Emily Callahan, Davidson
Deshara Shealey, Furman
Shawnica Hill, Georgia Southern
Jessica Everett, Georgia Southern
Tiffany Hamm, Western Carolina
Jennifer Gardner, Western Carolina

2002-03 (Media)

First Team

Tiffany Johnson, Appalachian State
Wilma Simpson, College of Charleston
Deshara Shealey, Furman
Shawnica Hill, Georgia Southern
Tiffany Hamm, Western Carolina

Second Team

Heather McDivitt, Chattanooga
Jennifer Wilson, Chattanooga
Miranda Warfield, Chattanooga
Emily Callahan, Davidson
Jennifer Gardner, Western Carolina

2003-04 (Coaches)

Katasha Brown, Chattanooga
Tiffani Roberson, Chattanooga
Miranda Warfield, Chattanooga
Tiffany Mayes, ETSU
Kiya Verdell, ETSU
Holly Andrews, Elon
Courtney Nyborg, Elon
Deshara Shealey, Furman
Jacinda Lambert, UNCG
Tiffany Hamm, Western Carolina

2003-04 (Media)

First Team

Katasha Brown, Chattanooga
Katie Galloway, Chattanooga
Tiffani Mayes, ETSU
Deshara Shealey, Furman
Tiffany Hamm, Western Carolina

Second Team

Tiffani Roberson, Chattanooga
Holly Andrews, Elon
Courtney Nyborg, Elon

Jacinda Lambert, UNCG
Jennifer Gardner, Western Carolina

2004-05 (Coaches)

Patrice Bryant, College of Charleston
Kataisha Brown, Chattanooga
Nicole Mattison, Chattanooga
Tiffani Roberson, Chattanooga
Katie Hamilton, Davidson
B.J. Banjo, ETSU
Tiffani Mayes, ETSU
Jen Nadalin, Furman
Tommi Paris, Furman
Jennifer Gardner, Western Carolina

2004-05 (Media)

First Team

Katasha Brown, Chattanooga
Katie Hamilton, Davidson
Tiffani Mayes, ETSU
Jen Nadalin, Furman
Jennifer Gardner, Western Carolina

Second Team

Patrice Bryant, College of Charleston
Nicole Mattison, Chattanooga
Tiffani Roberson, Chattanooga
B.J. Banjo, ETSU
Tommi Paris, Furman

2005-06 (Coaches)

Kiki Conyers, Appalachian State
Kataisha Brown, Chattanooga
Tiffani Roberson, Chattanooga
Nicole Mattison, Chattanooga
Alex Anderson, Chattanooga
Jessica Mitchell, Davidson
Janell Crayton, Davidson
Kitari McMoore, Elon
Nicole Newton, Georgia Southern
Kristen Boone, UNCG

2005-06 (Media)

First Team

Katasha Brown, Chattanooga
Tiffani Roberson, Chattanooga
Kitara McMoore, Elon
Nicole Newton, Georgia Southern
Kristen Boone, UNCG

Second Team

Nicole Mattison, Chattanooga
Alex Anderson, Chattanooga
Jessica Mitchell, Davidson
Janell Crayton, Davidson
Lauren Powell, Western Carolina

2006-07 (Coaches)

Whitney Tossie, Appalachian State
Alex Anderson, Chattanooga
Laura Hall, Chattanooga
Katie Hamilton, Davidson
Tiffany Brown, Georgia Southern
Kristen Boone, UNCG
Jasmine Byrd, UNCG
Monique Dawson, Western Carolina
Chevon Keith, Western Carolina
Lauren Powell, Western Carolina

2006-07 (Media)

First Team

Whitney Tossie, Appalachian State
Alex Anderson, Chattanooga
Kristen Boone, UNCG
Monique Dawson, Western Carolina
Chevon Keith, Western Carolina

Second Team

Katie Hamilton, Davidson
Tia Washington, Davidson
Tiffany Brown, Georgia Southern
Jasmine Byrd, UNCG
Lauren Powell, Western Carolina

2007-08 (Coaches)

Whitney Tossie, Appalachian State
Alex Anderson, Chattanooga

Brooke Hand, Chattanooga
Shanara Hollinquest, Chattanooga
Mercedes Robinson, Davidson
Tierra Bumbrey, Elon
Shawnda Atwood, Georgia Southern
Tiffany Brown, Georgia Southern
Monique Dawson, Western Carolina
Chevon Keith, Western Carolina

2007-08 (Media)

First Team

Whitney Tossie, Appalachian State
Alex Anderson, Chattanooga
Mercedes Robinson, Davidson
Tierra Bumbrey, Elon
Chevon Keith, Western Carolina

Second Team

Jill Furstenburg, College of Charleston
Shanara Hollinquest, Chattanooga
Shawnda Atwood, Georgia Southern
Tiffany Brown, Georgia Southern
Monique Dawson, Western Carolina

2008-09 (Coaches)

Tonia Gerty, College of Charleston
Jade Hughes, College of Charleston
Shanara Hollinquest, Chattanooga
Erin Ogan, Chattanooga
Jenaya Wade-Fray, Chattanooga
Mercedes Robinson, Davidson
Lee Stephens, Furman
Savannah Hill, Samford
Emily London, Samford
Brooke Johnson, Western Carolina

2008-09 (Media)

First Team

Jade Hughes, College of Charleston
Shanara Hollinquest, Chattanooga
Mercedes Robinson, Davidson
Lee Stephens, Furman
Emily London, Samford

Second Team

Brittany Mixon, Appalachian State
Tonia Gerty, College of Charleston
Erin Ogan, Chattanooga
Savannah Hill, Samford
Brooke Johnson, Western Carolina

2009-10 (Coaches)

Sam Ramirez, Appalachian State
Tonia Gerty, College of Charleston
Shanara Hollinquest, Chattanooga
Jenaya Wade-Fray, Chattanooga
Alex Thompson, Davidson
Ali Ford, Elon
Lee Stephens, Furman
Savannah Hill, Samford
Emily London, Samford
Emily Clarke, Western Carolina

2009-10 (Media)

First Team

Tonia Gerty, College of Charleston
Shanara Hollinquest, Chattanooga
Jenaya Wade-Fray, Chattanooga
Ali Ford, Elon
Emily London, Samford

Second Team

Ashlen Dewart, Appalachian State
Anna Freeman, Appalachian State
Sam Ramirez, Appalachian State
Alex Thompson, Davidson
Savannah Hill, Samford

2010-11 (Coaches)

Sam Ramirez, Appalachian State
Ashlen Dewart, Appalachian State
Anna Freeman, Appalachian State
Whitney Hood, Chattanooga
Kayla Christopher, Chattanooga
Sophia Aleksandravicius, Davidson
Ali Ford, Elon
Monique Floyd, UNCG

Savannah Hill, Samford
Emily London, Samford

2010-11 (Media)

First Team

Ashlen Dewart, Appalachian State
Sam Ramirez, Appalachian State
Whitney Hood, Chattanooga
Sophia Aleksandravicius, Davidson
Emily London, Samford

Second Team

Anna Freeman, Appalachian State
Kelsey Evans, Elon
Ali Ford, Elon
Monique Floyd, UNCG
Savannah Hill, Samford

2011-12 (Coaches)

Anna Freeman, Appalachian State
Courtney Freeman, Appalachian State
Sophia Aleksandravicius, Davidson
Laura Murray, Davidson
Ali Ford, Elon
Paige Anderson, Samford
Whitney Hood, Chattanooga
Kayla Christopher, Chattanooga
Taylor Hall, Chattanooga
Kaila'Shea Menendez, Western Carolina

2011-12 (Media)

First Team

Anna Freeman, Appalachian State
Sophia Aleksandravicius, Davidson
Laura Murray, Davidson
Ali Ford, Elon
Whitney Hood, Chattanooga

Second Team

Courtney Freeman, Appalachian State
Kelsey Evans, Elon
Raegan Thompson, Furman
Paige Anderson, Samford
Kaila'Shea Menendez, Western Carolina

2012-13 (Coaches)

Anna Freeman, Appalachian State
Maryah Sydnor, Appalachian State
Sophia Aleksandravicius, Davidson
Laura Murray, Davidson
Ali Ford, Elon
Kelsey Evans, Elon
Jazmine Martin, Samford
Ashlen Dewart, Chattanooga
Kayla Christopher, Chattanooga
Taylor Hall, Chattanooga

2012-13 (Media)

First Team

Anna Freeman, Appalachian State
Sophia Aleksandravicius, Davidson
Ali Ford, Elon
Kayla Christopher, Chattanooga
Ashlen Dewart

Second Team

Maryah Sydnor, Appalachian State
Laura Murray, Davidson
Kelsey Evans, Elon
Jazmine Martin, Samford
Daniella Motley, Wofford

2013-14 (Coaches)

Maryah Sydnor, Appalachian State
Dakota Dukes, Davidson
Laura Murray, Davidson
Kelsey Harris, Elon
Brittany Hodges, Furman
Holli Wilkins, Furman
Anna Claire Knight, Georgia Southern
Alex Black, Chattanooga
Ashlen Dewart, Chattanooga
Taylor Hall, Chattanooga

2013-14 (Media)

First Team

Maryah Sydnor, Appalachian State

Laura Murray, Davidson
Brittany Hodges, Furman
Holli Wilkins, Furman
Taylor Hall, Chattanooga

Second Team

Dakota Dukes, Davidson
Hannah Early, Davidson
Kelsey Harris, Elon
Anna Claire Knight, Georgia Southern
Ashlen Dewart, Chattanooga

2014-15 (Coaches)

First Team

Whitney Bunn, Furman
Brittany Hodges, Furman
Precious Bridges, Mercer
Chelsey Shumpert, Chattanooga
Jasmine Joyner, Chattanooga

Second Team

Serena Clark, ETSU
Destiny Mitchell, ETSU
Hannah Nichols, Samford
Taylor Reece, Samford
Justin Taylor, Western Carolina

2014-15 (Media)

First Team

Whitney Bunn, Furman
Brittany Hodges, Furman
Precious Bridges, Mercer
Jasmine Joyner, Chattanooga
Chelsey Shumpert, Chattanooga

Second Team

Shamauria Bridges, ETSU
Serena Clark, ETSU
Lucy Mason, UNCG
Hannah Nichols, Samford
Justin Taylor, Western Carolina

2015-16 (Coaches)

First Team

Tianna Tarter, ETSU
Whitney Bunn, Furman
Kahlia Lawrence, Mercer
Lucy Mason, UNCG
Jasmine Joyner, Chattanooga

Second Team

Shamauria Bridges, ETSU
Holli Wilkins, Furman
Destiney Elliott, Samford
Queen Alford, Chattanooga
Keiana Gilbert, Chattanooga

2015-16 (Media)

First Team

Tianna Tarter, ETSU
Whitney Bunn, Furman
Kahlia Lawrence, Mercer
Lucy Mason, UNCG
Jasmine Joyner, Chattanooga

Second Team

Shamauria Bridges, ETSU
Holli Wilkins, Furman
Taylor Reece, Samford
Queen Alford, Chattanooga
Keiana Gilbert, Chattanooga
Alicia Payne, Chattanooga

2016-17 (Coaches)

First Team

Tianna Tarter, ETSU
Whitney Bunn, Furman
Kahlia Lawrence, Mercer
Sydni Means, Mercer
Jasmine Joyner, Chattanooga

Second Team

Shamauria Bridges, ETSU
Cierra Carter, Furman
Nadine Soliman, UNCG
Hannah Nichols, Samford
Chelsey Shumpert, Chattanooga

ALL-CONFERENCE TEAMS



Chloe Wanink, Wofford

**2016-17 (Media)
First Team**

Shamauria Bridges, ETSU
Tianna Tarter, ETSU
Whitney Bunn, Furman
Kahlia Lawrence, Mercer
Jasmine Joyner, Chattanooga

Second Team

Sydni Means, Mercer
Nadine Soliman, UNCG
Hannah Nichols, Samford
Chelsey Shumpert, Chattanooga
Chloe Wanink, Wofford

**2017-18 (Coaches)
First Team**

Tianna Tarter, ETSU
KeKe Calloway, Mercer
Kahlia Lawrence, Mercer
Sydni Means, Mercer
Keiana Gilbert, Chattanooga

Second Team

Erica Haynes-Overton, ETSU
Cierra Carter, Furman
Ije Ajemba, UNCG
Nadine Soliman, UNCG
Da'Ja Green, Wofford

Third Team

Le'Jzae Davidon, Furman
Celena Taborn, Furman
Hannah Nichols, Samford
Lakelyn Bouldin, Chattanooga
Aryanna Gilbert, Chattanooga

**2017-18 (Media)
First Team**

Erica Haynes-Overton, ETSU
KeKe Calloway, Mercer
Amanda Thompson, Mercer
Nadine Soliman, UNCG
Chloe Wanink, Wofford

Second Team

Le'Jzae Davidson, Furman
Celena Taborn, Furman
Shannon Titus, Mercer
Lakelyn Bouldin, Chattanooga
Te'ja Twitty, UNCG
Da'Ja Green, Wofford

**2018-19 (Coaches)
First Team**

Erica Haynes-Overton, ETSU
KeKe Calloway, Mercer
Amanda Thompson, Mercer
Nadine Soliman, UNCG
Chloe Wanink, Wofford

Second Team

Le'Jzae Davidson, Furman
Celena Taborn, Furman
Shannon Titus, Mercer
Lakelyn Bouldin, Chattanooga
Te'ja Twitty, UNCG
Da'Ja Green, Wofford

All-Defensive Team

Erica Haynes-Overton, ETSU
Kaitlyn Duncan, Furman
Shannon Titus, Mercer
Arianne Whitaker, Chattanooga
Cairo Booker, Wofford

**2018-19 (Media)
First Team**

Le'Jzae Davidson, Furman
KeKe Calloway, Mercer
Amanda Thompson, Mercer
Nadine Soliman, UNCG
Chloe Wanink, Wofford

Second Team

Erica Haynes-Overton, ETSU
Celena Taborn, Furman
Shannon Titus, Mercer
Lakelyn Bouldin, Chattanooga
Te'ja Twitty, UNCG

Third Team

Micah Scheetz, ETSU
Natalie Armstrong, Samford
Jewel Smalls, Western Carolina
Cairo Booker, Wofford
Da'Ja Green, Wofford

**2019-20 (Coaches)
First Team**

Jaron Dougherty, Mercer
Nadine Soliman, UNCG
Natalie Armstrong, Samford
Sarah Myers, Samford
Chloe Wanink, Wofford

Second Team

Le'Jzae Davidson, Furman
Tierra Hodges, Furman
Shannon Titus, Mercer
Te'ja Twitty, UNCG
Da'Ja Green, Wofford

All-Defensive Team

Tijuana Kimbro, ETSU
Shannon Titus, Mercer
Shauntai Battle, Samford
NaKeia Burks, Chattanooga
Cairo Booker, Wofford

**2019-20 (Media)
First Team**

Tierra Hodges, Furman
Nadine Soliman, UNCG

Natalie Armstrong, Samford
Sarah Myers, Samford
Chloe Wanink, Wofford

Second Team

Micah Scheetz, ETSU
Le'Jzae Davidson, Furman
Shannon Titus, Mercer
Jaron Dougherty, Mercer
Te'ja Twitty, UNCG

Third Team

Charity Brown, Samford
Lakelyn Bouldin, Chattanooga
Bria Dial, Chattanooga
Jewel Smalls, Western Carolina
Da'Ja Green, Wofford

**2020-21 (Coaches)
First Team**

Tierra Hodges, Furman
Jaron Dougherty, Mercer
Shannon Titus, Mercer
Natalie Armstrong, Samford
Andrea Cournoyer, Samford

Second Team

Jada Lewis, Mercer
Annie Ramil, Samford
Abbey Cornelius, Chattanooga
Ebony Williams, Chattanooga
Lilly Hatton, Wofford

All-Defensive Team

Shannon Titus, Mercer
CeCe Crudup, UNCG
Andrea Cournoyer, Samford
Abbey Cornelius, Chattanooga
Ebony Williams, Chattanooga

**2020-21 (Media)
First Team**

Tierra Hodges, Furman
Jaron Dougherty, Mercer
Shannon Titus, Mercer
Natalie Armstrong, Samford
Andrea Cournoyer, Samford

Second Team

Amoria Neal-Tysor, Mercer
Annie Ramil, Samford
Abbey Cornelius, Chattanooga
Ebony Williams, Chattanooga
Lilly Hatton, Wofford

Third Team

Jada Lewis, Mercer
CeCe Crudup, UNCG
Bria Dial, Chattanooga
Nadia Marshall, Western Carolina
Jamari McDavid, Wofford

Four-time all-conference selections

Only five players in Southern Conference history have been named to the all-conference team four times in a career: DeShawne Blocker, ETSU; Rushia Brown, Furman; Ali Ford, Elon; Regina Kirk, Chattanooga; and Valorie Whiteside, Appalachian State.



DeShawne Blocker
ETSU
1991-95



Rushia Brown
Furman
1989-94



Ali Ford
Elon
2009-13



Regina Kirk
Chattanooga
1984-88



Valorie Whiteside
Appalachian State
1984-88



Tonia Gerty was an all-freshman pick for College of Charleston in 2007-08.

#SoConHoops

2000-01

Miranda Warfield, Chattanooga
Kim Lawrence, Furman
Shawnica Hill, Georgia Southern
Tiffany Hamm, Western Carolina
Natalie Walsh, Wofford

2001-02

Joanie White, Appalachian State
Ashley Reed, ETSU
Monica Pope, Furman
Amanda Eaton, UNCG
Ki-Ki Glass, Western Carolina

2002-03

KiKi Conyers, Appalachian State
Katasha Brown, Chattanooga
Tiffani Roberson, Chattanooga
Kala Greene, Western Carolina
Nakia Mister, Wofford

2003-04

Crystal Barriner, Appalachian State
Katie Hamilton, Davidson
Brooke Wilhoit, ETSU
Jasmine Byrd, UNCG
Erin May, Western Carolina

2004-05

Laura Hall, Chattanooga
Brooke Hand, Chattanooga
Danielle Hemerka, Davidson
Chrissy Phelps, Furman
Kristen Boone, UNCG

2005-06

Greteya Kelley, Appalachian State
Jade Hughes, College of Charleston
Kelly Gassie, Davidson
Ashley Melson, Georgia Southern
Lauren Powell, Western Carolina

2006-07

GiGi Thomas, Appalachian State
Jenaya Wade-Fray, Chattanooga
Tiffany Davis, Elon
Carolyn Whitney, Georgia Southern
Heather Swayne, Western Carolina

2007-08
Coaches

Sam Ramirez, Appalachian State
Tonia Gerty, College of Charleston
Monique Floyd, UNCG
Emily Clarke, Western Carolina

Mahogany Williams, Wofford

2007-08
Media

Emily Clarke, Western Carolina
Tonia Gerty, College of Charleston
Frances Hernandez, Appalachian State
Sam Ramirez, Appalachian State
Mahogany Williams, Wofford

2008-09
Coaches

Canesha Edwards, Appalachian State
Sade Means, Appalachian State
Tiara Gause, Elon
Courtney Medley, Elon
Kaila'Shea Menendez, Western Carolina

2009-10
Coaches

Ashlen Dewart, Appalachian State
Anna Freeman, Appalachian State
Kayla Christopher, Chattanooga
Sophia Aleksandravicius, Davidson
Ali Ford, Elon

2010-11
Coaches

Janae Smith, College of Charleston
Laura Murray, Davidson
MiMi DuBose, Georgia Southern
Janae' Stevenson, UNCG
Rena Wakama, Western Carolina

2010-11
Media

Janae Smith, College of Charleston
Laura Murray, Davidson
MiMi DuBose, Georgia Southern
Janae' Stevenson, UNCG
Shelby Campbell, Samford

2011-12
Coaches

Maryah Sydnor, Appalachian State
Sam Coffey, Elon
Brittany Hodges, Furman
Taylor Reece, Samford
Ali Lane, Western Carolina

2011-12
Media

Maryah Sydnor, Appalachian State
Sam Coffey, Elon
Brittany Hodges, Furman

Anna Claire Knight, Georgia Southern
Taylor Reece, Samford

2012-13
Coaches

Dakota Dukes, Davidson
Holli Wilkins, Furman
Lucy Mason, UNCG
Tatianna Jackson, Chattanooga
Lindsay Simpson, Western Carolina

2012-13
Media

Dakota Dukes, Davidson
Holli Wilkins, Furman
Lucy Mason, UNCG
Tatianna Jackson, Chattanooga
Lindsay Simpson, Western Carolina

2013-14
Coaches

Lauren Brown, Elon
Jennifer Rhodes, Elon
Whitney Bunn, Furman
Hannah Nichols, Samford
Chelsey Shumpert, Chattanooga

2013-14
Media

Lauren Brown, Elon
Jennifer Rhodes, Elon
Whitney Bunn, Furman
Hannah Nichols, Samford
Chelsey Shumpert, Chattanooga

2014-15
Coaches

Tianna Tarter, ETSU
Cierra Carter, Furman
Kahlia Lawrence, Mercer
Destiney Elliott, Samford
Keiana Gilbert, Chattanooga

2014-15
Media

Tianna Tarter, ETSU
Cierra Carter, Furman
Kahlia Lawrence, Mercer
Destiney Elliott, Samford
Keiana Gilbert, Chattanooga

2015-16
Coaches

Raven Dean, ETSU
Kaitlyn Duncan, Furman
KeKe Calloway, Mercer
Linnea Rosendal, Mercer
Raziyah Farrington, Western Carolina

2015-16
Media

Raven Dean, ETSU
Kaitlyn Duncan, Furman
KeKe Calloway, Mercer
Linnea Rosendal, Mercer
Raziyah Farrington, Western Carolina
Chloe Wanink, Wofford

2016-17
Coaches

Le'Jzae Davidson, Furman
Nadine Soliman, UNCG
Te'ja Twitty, UNCG
Katie Allen, Samford
Lakelyn Bouldin, Chattanooga

2016-17
Media

Le'Jzae Davidson, Furman
Nadine Soliman, UNCG
Te'ja Twitty, UNCG
Samantha Fitzgerald, Samford
Lakelyn Bouldin, Chattanooga

2017-18
Coaches

Erica Haynes-Overton, ETSU

Celena Taborn, Furman
Bria Dial, Chattanooga
Da'Ja Green, Wofford
Jamari McDavid, Wofford

2017-18
Media

Erica Haynes-Overton, ETSU
Celena Taborn, Furman
Makaila Woolard, Samford
Da'Ja Green, Wofford
Jamari McDavid, Wofford

2018-19
Coaches

Kaia Upton, ETSU
Milica Manojlovic, Furman
Ebony Williams, Chattanooga
Jewel Smalls, Western Carolina
Niyah Lutz, Wofford

2018-19
Media

Kaia Upton, ETSU
Milica Manojlovic, Furman
Ebony Williams, Chattanooga
Jewel Smalls, Western Carolina
Jackie Carman, Wofford

2019-20
Coaches

Lindsey Taylor, Furman
Jill Harris, Mercer
Dena Jarrells, Chattanooga
Andrea Martin Ruiz, Western Carolina
Alyssa Walker, Western Carolina
Lilly Hatton, Wofford

2019-20
Media

Lindsey Taylor, Furman
Jill Harris, Mercer
Dena Jarrells, Chattanooga
Andrea Martin Ruiz, Western Carolina
Lilly Hatton, Wofford

2020-21
Coaches

Carly Hooks, ETSU
Sydney James, Furman
Tate Walters, Furman
Khalis Cain, UNCG
Zanoria Cruz, Western Carolina

2020-21
Media

Jakhyia Davis, ETSU
Carly Hooks, ETSU
Sydney James, Furman
Khalis Cain, UNCG
Zanoria Cruz, Western Carolina

PLAYER OF THE WEEK



SOCONSPORTS.COM

1988-89

- Nov. 28 Shirley Shannon, Western Carolina
- Dec. 5 Lea Ann Parsley, Marshall
- Dec. 12 Marcheta Winton, Chattanooga
- Dec. 19 Beth Laney, Appalachian State
- Jan. 6 Beth Laney, Appalachian State
- Jan. 13 Marcheta Winton, Chattanooga
- Jan. 20 Kim Johnson, Appalachian State
- Jan. 27 Jenny Leavitt, Marshall
- Feb. 6 Jenny Leavitt, Marshall
- Feb. 13 Kim Johnson, Appalachian State
- Feb. 20 Nicole Hopson, ETSU
- Feb. 27 Beth Laney, Appalachian State

1989-90

- Nov. 27 Julie Copeland, Chattanooga
- Dec. 4 Lea Ann Parsley, Marshall
- Dec. 11 Rushia Brown, Furman
- Dec. 18 Rushia Brown, Furman
- Jan. 1 Janice Rhynehardt, Furman
- Jan. 8 Shannon Thomas, Appalachian State
- Jan. 15 Julie Copeland, Chattanooga
- Jan. 22 Sheila Johnson, Marshall
- Jan. 29 Glenda Cunningham, Appalachian State
- Feb. 5 Nicole Hopson, ETSU
- Feb. 12 Glenda Cunningham, Appalachian State
- Feb. 19 Nicole Hopson, ETSU
- Feb. 26 Kim Brown, Chattanooga

1990-91

- Nov. 26 Shannon Thomas, Appalachian State
- Dec. 3 Nicole Hopson, ETSU
- Dec. 10 Shannon Thomas, Appalachian State
- Dec. 17 Karen Gruca, Appalachian State
- Jan. 7 Nicole Hopson, ETSU
- Jan. 14 Natalie Cleckley, Furman
- Jan. 21 Natalie Cleckley, Furman
- Jan. 28 Nicole Hopson, ETSU
- Feb. 4 Natalie Cleckley, Furman
- Feb. 11 Mae Louallen, ETSU
- Feb. 18 Nicole Hopson, ETSU
- Feb. 25 Natalie Cleckley, Furman

1991-92

- Nov. 9 Shelly Carroll, Chattanooga
- Nov. 16 Kim Kraft, Marshall
- Nov. 23 Lori Lyons, Western Carolina
- Jan. 6 Tracy Krueger, Marshall
- Jan. 13 Rushia Brown, Furman
- Jan. 20 Shannon Thomas, Appalachian State
- Jan. 27 Regina Brown, Western Carolina
- Feb. 3 Rushia Brown, Furman
- Feb. 10 Tracy Krueger, Marshall
- Feb. 17 DeShawne Blocker, ETSU
- Feb. 24 Mitzi Story, Appalachian State

1992-93

- Nov. 30 Lori Lyons, Western Carolina
- Dec. 7 Kim Brown, Chattanooga
- Dec. 14 Angie Crosby, Appalachian State
- Dec. 21 Jennifer Seaton, ETSU
- Jan. 4 Kim Brown, Chattanooga
- Jan. 11 Tracy Krueger, Marshall
- Jan. 18 DeShawne Blocker, ETSU
- Jan. 25 Lori Lyons, Western Carolina
- Feb. 1 Tracy Krueger, Marshall
- Feb. 8 DeShawne Blocker, ETSU
- Feb. 15 Tracy Krueger, Marshall
- Feb. 22 Angie Crosby, Appalachian State
- March 1 Jennifer Jones, Furman

1993-94

- Nov. 29 Angela Crosby, Appalachian State
- Dec. 6 DeShawne Blocker, ETSU
- Dec. 13 Angela Rowe, Western Carolina
- Dec. 20 Angela Crosby, Appalachian State
- Jan. 3 DeShawne Blocker, ETSU
- Jan. 10 Andrea Autrey, Georgia Southern
- Jan. 17 DeShawne Blocker, ETSU
- Jan. 24 Karen Stanley, Furman
- Jan. 31 Karen Stanley, Furman
- Feb. 7 Angela Crosby, Appalachian State
- Feb. 14 Tonya Sharpe, Davidson
- Feb. 21 Angela Crosby, Appalachian State
- Feb. 28 Janice Johnson, Georgia Southern

1994-95

- Dec. 5 DeShawne Blocker, ETSU
- Dec. 12 Natal Rosko, Marshall
- Dec. 19 Carolyn Kirsch, Davidson
- Jan. 2 Kristi Creamer, Furman
- Jan. 9 Amy Engle, ETSU
- Jan. 16 Justina McClellan, ETSU
- Jan. 23 DeShawne Blocker, ETSU
- Jan. 30 Karolina Karlqvist, Appalachian State
- Feb. 6 Karen Stanley, Furman
- Feb. 13 Karen Mason, Western Carolina
- Feb. 20 Andrea Autrey, Georgia Southern
- Feb. 27 Andrea Autrey, Georgia Southern

1995-96

- Nov. 27 Amy Engle, ETSU
- Dec. 4 Rachel Glass, ETSU
- Dec. 11 Telly Hall, Georgia Southern
- Dec. 18 Meredith Thompson, Appalachian State
- Jan. 8 Telly Hall, Georgia Southern
- Jan. 15 Karen Mason, Western Carolina
- Jan. 22 Marysue James, Georgia Southern
- Jan. 29 Andrea Hinton, Appalachian State
- Feb. 5 Kristina Behnfeldt, Marshall
- Feb. 12 Amy Engle, ETSU
- Feb. 19 Melissa Davis, Appalachian State
- Feb. 26 Cindy McCauley, Marshall

1996-97

- Dec. 2 Karen Mason, Western Carolina
- Dec. 9 Willow Russell, Western Carolina
- Dec. 16 Rachel Glass, ETSU
- Jan. 6 Kristina Behnfeldt, Marshall
- Jan. 13 Carlise Oglesby, Chattanooga
- Jan. 20 Carolyn Kirsch, Davidson
- Jan. 27 Telly Hall, Georgia Southern
- Feb. 3 Tarsha Askew, Georgia Southern
- Feb. 10 Meredith Thompson, Appalachian State
- Feb. 17 Angie Fickes, ETSU
- Feb. 24 Carlise Oglesby, Chattanooga
- March 3 Carlise Oglesby, Chattanooga

1997-98

- Dec. 8 Sharon Mitchell, Georgia Southern
- Dec. 15 Jennifer O'Brien, Davidson
- Dec. 22 Sharon Mitchell, Georgia Southern
- Jan. 5 Jackie Smith, Furman
- Jan. 12 Heidi White, Furman
- Jan. 19 Sharon Mitchell, Georgia Southern
- Jan. 26 Biz Brediger, UNCG
- Feb. 2 Beth Schoofield, Appalachian State
- Feb. 9 Jackie Smith, Furman
- Feb. 16 Jackie Smith, Furman
- Feb. 23 Biz Brediger, UNCG
- March 2 Jackie Smith, Furman

1998-99

- Jan. 14 Melinda Goodson, UNCG
- Dec. 21 Jamie Brown, Davidson
- Jan. 4 Jenny Nett, Wofford
- Jan. 11 Jackie Smith, Furman
- Jan. 18 Sharon Mitchell, Georgia Southern
- Jan. 25 Angie Fickes, ETSU
- Feb. 1 Jackie Smith, Furman
- Feb. 8 Jackie Smith, Furman
- Feb. 15 Sharon Mitchell, Georgia Southern
- Feb. 22 Katy Kamp, Davidson

1999-00

- Dec. 6 Damita Bullock, Chattanooga
- Dec. 13 Jennifer O'Brien, Davidson
- Dec. 20 Melinda Goodson, UNCG
- Jan. 3 Jackie Smith, Furman
- Jan. 10 Jennifer O'Brien, Davidson
- Jan. 17 Erica Babb, ETSU
- Jan. 24 Jackie Smith, Furman
- Jan. 31 Jackie Smith, Furman
- Feb. 7 Erica Babb, ETSU
- Feb. 14 Erin Thurman, ETSU
- Feb. 21 Tishay Lewis, Chattanooga
- Feb. 28 Brianne Dodgen, UNCG
- Feb. 28 Jackie Smith, Furman

2000-01

- Nov. 27 Tara Charles, Furman
- Dec. 4 Laura Echols, Western Carolina
- Dec. 11 Chris Forman, ETSU

- Dec. 18 Nneka Irons, Chattanooga
- Jan. 1 Becky Wollenberg, Charleston
- Jan. 8 Erin Thurman, ETSU
- Jan. 15 Heather Dykes, Chattanooga
- Jan. 22 Laura Echols, Western Carolina
- Jan. 29 Alie Rousseau, Georgia Southern
- Feb. 5 Brittney Scarberry, Charleston
- Feb. 12 Damita Bullock, Chattanooga
- Feb. 19 Tiffany Hamm, Western Carolina
- Feb. 26 Miranda Warfield, Chattanooga

2001-02

- Dec. 3 Jenny Nett, Wofford
- Dec. 10 Laura Echols, Western Carolina
- Dec. 17 Jenny Nett, Wofford
- Dec. 24 Alie Rousseau, Georgia Southern
- Jan. 7 Bethany Schott, Davidson
- Jan. 14 Orion Wake, Furman
- Jan. 21 Danna Simpson, Georgia Southern
- Jan. 28 Samika Foster, UNCG
- Feb. 4 Meghan Bryant, Davidson
- Feb. 11 Aisha Bryant, Appalachian State
- Feb. 18 Becky Wollenberg, College of Charleston
- Feb. 18 Jenny Nett, Wofford
- Feb. 25 Jennifer Gardner, Western Carolina

2002-03

- Dec. 2 Tiffany Hamm, Western Carolina
- Dec. 9 Bethany Schott, Davidson
- Dec. 16 Amanda Eaton, UNCG
- Dec. 23 Wilma Simpson, College of Charleston
- Jan. 6 Shawnica Hill, Georgia Southern
- Jan. 13 Lindsey Reed, UNCG
- Jan. 20 Tiffani Johnson, Appalachian State
- Jan. 27 Emily Callahan, Davidson
- Feb. 3 Kiya Verdell, ETSU
- Feb. 10 Tiffany Patton, Chattanooga
- Feb. 17 Jessica Everett, Georgia Southern
- Feb. 24 Nicole Murray, UNCG
- March 3 Ricaye Harris, Wofford
- March 3 Tiffany Hamm, Western Carolina

2003-04

- Dec. 1 Tiffany Hamm, Western Carolina
- Dec. 8 Katasha Brown, Chattanooga
- Dec. 15 Katasha Brown, Chattanooga
- Dec. 22 Tiffani Mayes, ETSU
- Jan. 5 Holly Andrews, Elon
- Jan. 12 Aisha Bryant, Appalachian State
- Jan. 19 Katie Hamilton, Davidson



Wofford's Jenny Nett earned four player-of-the-week awards during her career.

Jan. 26 Tiffani Mayes, ETSU
 Feb. 2 Jennifer Gardner, Western Carolina
 Feb. 9 Jessica Williams, Elon
 Feb. 16 Tiffany Hamm, Western Carolina
 Feb. 23 Jennifer Gardner, Western Carolina
 March 1 Katie Hamilton, Davidson

2004-05

Dec. 6 Katie Hamilton, Davidson
 Dec. 13 Jen Nadalin, Furman
 Dec. 20 Jennifer Gardner, Western Carolina
 Jan. 3 Nicole Newton, Georgia Southern
 Jan. 10 Tiffani Mayes, ETSU
 Jan. 17 Patrice Bryant, College of Charleston
 Jan. 24 Jennifer Gardner, Western Carolina
 Jan. 31 Jennifer Gardner, Western Carolina
 Feb. 7 Jen Nadalin, Furman
 Feb. 14 Patrice Bryant, College of Charleston
 Feb. 21 Tiffani Mayes, ETSU
 Feb. 28 Lindsey Smith, Appalachian State

2005-06

Nov. 29 Kitara McMoore, Elon
 Dec. 6 Alex Anderson, Chattanooga
 Dec. 13 Brooke Hand, Chattanooga
 Dec. 20 Alex Anderson, Chattanooga
 Jan. 2 Kitara McMoore, Elon
 Jan. 9 Katasha Brown, Chattanooga
 Jan. 16 Kitara McMoore, Elon
 Jan. 23 Brynn Kelly, Davidson
 Jan. 30 Nicole Newton, Georgia Southern
 Feb. 6 Katasha Brown, Chattanooga
 Feb. 13 Kemea Brooks, UNCG
 Feb. 20 Alex Anderson, Chattanooga
 Feb. 27 Nicole Newton, Georgia Southern

2006-07

Nov. 21 Alex Anderson, Chattanooga
 Nov. 28 Jasmine Byrd, UNCG
 Dec. 5 Whitney Tossie, Appalachian State
 Dec. 12 Jessica Mitchell, Davidson
 Dec. 19 Alex Anderson, Chattanooga
 Jan. 2 Alex Anderson, Chattanooga
 Jan. 9 Alex Anderson, Chattanooga
 Kristen Boone, UNCG
 Jan. 16 Monique Dawson, Western Carolina
 Jan. 23 Maria Grimes, Appalachian State
 Jan. 30 Alex Anderson, Chattanooga
 Feb. 6 Alex Anderson, Chattanooga
 Feb. 13 Chevon Keith, Western Carolina
 Feb. 20 Jennifer Weurding, Wofford

2007-08

Nov. 20 Alex Anderson, Chattanooga
 Nov. 27 Kelsi Koenig, Wofford
 Dec. 4 Brooke Johnson, Western Carolina
 Dec. 11 Ashley Pellom, Western Carolina
 Dec. 18 Alex Anderson, Chattanooga
 Jan. 2 Alex Anderson, Chattanooga
 Jan. 8 Alex Anderson, Chattanooga
 Jan. 15 Jill Furstenburg, College of Charleston
 Jan. 22 Alex Anderson, Chattanooga
 Jan. 29 GiGi Thomas, Appalachian State
 Feb. 5 Alex Anderson, Chattanooga
 Feb. 12 Tierra Bumbrey, Elon
 Ashley Pellom, Western Carolina
 Feb. 19 Mercedes Robinson, Davidson
 Feb. 26 Shanara Hollinquest, Chattanooga
 March 3 Mercedes Robinson, Davidson

2008-09

Nov. 18 Lee Stephens, Furman
 Nov. 25 Melissa Liebschwager, Furman
 Dec. 2 Shanara Hollinquest, Chattanooga
 Dec. 9 Alex Thompson, Davidson
 Dec. 16 Mercedes Robinson, Davidson
 Dec. 23 Shanara Hollinquest, Chattanooga
 Jan. 6 Mercedes Robinson, Davidson
 Jan. 13 Jade Hughes, College of Charleston
 Jan. 20 Shanara Hollinquest, Chattanooga
 Jan. 27 Frances Hernandez, Appalachian State
 Feb. 3 Shanara Hollinquest, Chattanooga
 Feb. 10 Emily London, Samford
 Feb. 17 Emily London, Samford
 Feb. 24 Monique Floyd, UNCG
 March 2 Brittney Spencer, Appalachian State

2009-10

Nov. 17 Savannah Hill, Samford
 Nov. 24 Deidra Jones, College of Charleston
 Dec. 1 Shanara Hollinquest, Chattanooga
 Dec. 8 J'Lisia Ogburn, Georgia Southern
 Dec. 15 Jenaya Wade-Fray, Chattanooga
 Dec. 22 Ashlen Dewart, Appalachian State
 Jan. 5 Shanara Hollinquest, Chattanooga
 Jan. 12 Emily London, Samford
 Jan. 19 Shanara Hollinquest, Chattanooga
 Jan. 26 Jenaya Wade-Fray, Chattanooga
 Feb. 2 Michelle Davis, Chattanooga
 Feb. 9 Sam Ramirez, Appalachian State
 Feb. 16 Monica Maxwell, Samford
 Feb. 23 Savannah Hill, Samford
 March 2 Amanda Leigh, UNCG

2010-11

Nov. 16 Sam Ramirez, Appalachian State
 Nov. 23 Ashlen Dewart, Appalachian State
 Nov. 30 Whitney Hood, Chattanooga
 Dec. 7 Sophia Aleksandravicius, Davidson
 Dec. 14 Emily London, Samford
 Dec. 21 Monique Floyd, UNCG
 Jan. 4 Whitney Hood, Chattanooga
 Jan. 11 Sam Ramirez, Appalachian State
 Jan. 18 Ashlen Dewart, Appalachian State
 Jan. 25 Sam Ramirez, Appalachian State
 Feb. 1 Kelsey Evans, Elon
 Feb. 8 Meredyth Frye, Georgia Southern
 Feb. 15 Amanda Leigh, UNCG
 Feb. 22 Emily London, Samford
 March 1 Whitney Hood, Chattanooga

2011-12

Nov. 15 Lashanna Booker, Furman
 Nov. 23 Anna Freeman, Appalachian State
 Nov. 29 Paige Anderson, Samford
 Dec. 6 Anna Freeman, Appalachian State
 Dec. 13 Paige Anderson, Samford
 Dec. 20 Raegan Thompson, Furman
 Jan. 3 Laura Murray, Davidson
 Jan. 10 Courtney Freeman, Appalachian State
 Jan. 17 Whitney Hood, Chattanooga
 Jan. 24 Maryah Sydnor, Appalachian State
 Jan. 31 Sophia Aleksandravicius, Davidson
 Feb. 7 Ali Ford, Elon
 Feb. 14 Kaila'Shea Menendez, Western Carolina
 Feb. 21 Aiesha Harper, Elon
 Feb. 28 Taylor Hall, Chattanooga

2012-13

Nov. 13 Taylor Hall, Chattanooga
 Nov. 20 Anna Freeman, Appalachian State
 Nov. 27 Daniella Motley, Wofford
 Dec. 4 Courtney Freeman, Appalachian State
 Dec. 11 Ashlen Dewart, Chattanooga
 Dec. 18 Daniella Motley, Wofford
 Jan. 2 Latisha Harris, College of Charleston
 Jan. 8 Sophia Aleksandravicius, Davidson
 Jan. 15 Maryah Sydnor, Appalachian State
 Jan. 22 Ali Ford, Elon
 Jan. 29 Sophia Aleksandravicius, Davidson
 Feb. 5 Ali Ford, Elon
 Feb. 12 Afreyea Tolbert, College of Charleston
 Feb. 19 Sophia Aleksandravicius, Davidson
 Feb. 26 Ashlen Dewart, Chattanooga

2013-14

Nov. 12 Taylor Hall, Chattanooga
 Nov. 19 Taylor Hall, Chattanooga
 Nov. 26 Janae' Stevenson, UNCG
 Dec. 3 Laura Murray, Davidson
 Dec. 10 Laura Murray, Davidson
 Dec. 17 Ashlen Dewart, Chattanooga
 Dec. 31 Brittany Hodges, Furman
 Jan. 7 Anna Claire Knight, Georgia Southern
 Jan. 14 Dakota Dukes, Davidson
 Jan. 21 Maryah Sydnor, Appalachian State
 Jan. 28 Logan Morris, Wofford
 Feb. 4 Laura Murray, Davidson
 Feb. 11 Brittany Hodges, Furman
 Feb. 18 Anna Claire Knight, Georgia Southern
 Feb. 25 Taylor Hall, Chattanooga
 March 4 Brittany Hodges, Furman

2014-15

Nov. 18 Shamauria Bridges, ETSU
 Nov. 25 Brittany Hodges, Furman
 Dec. 2 Precious Bridges, Mercer
 Dec. 9 Whitney Bunn, Furman
 Dec. 16 Brittany Hodges, Furman
 Dec. 23 Lindsay Simpson, Western Carolina
 Jan. 6 Precious Bridges, Mercer
 Jan. 13 Precious Bridges, Mercer
 Jan. 20 Chelsey Shumpert, Chattanooga
 Jan. 27 Destiny Mitchell, ETSU
 Feb. 3 Chelsey Shumpert, Chattanooga
 Feb. 10 Serena Clark, ETSU
 Feb. 17 Destiny Mitchell, ETSU
 Feb. 24 Lucy Mason, UNCG
 March 3 Jasmine Joyner, Chattanooga

2015-16

Nov. 17 Kahlia Lawrence, Mercer
 Nov. 24 Lucy Mason, UNCG
 Dec. 1 Lucy Mason, UNCG
 Dec. 9 Sydney Means, Mercer
 Dec. 15 Krista Stricklin, Samford
 Dec. 22 Tianna Tarter, ETSU
 Jan. 5 Lucy Mason, UNCG
 Jan. 12 Kahlia Lawrence, Mercer
 Jan. 19 Tianna Tarter, ETSU
 Jan. 26 Whitney Bunn, Furman
 Feb. 2 Jasmine Joyner, Chattanooga
 Feb. 9 Jasmine Joyner, Chattanooga
 Feb. 16 Jasmine Joyner, Chattanooga
 Feb. 23 Queen Alford, Chattanooga
 Feb. 29 Kahlia Lawrence, Mercer

2016-17

Nov. 15 Sherae Bonner, Western Carolina
 Nov. 22 Kahlia Lawrence, Mercer
 Nov. 29 Tianna Tarter, ETSU
 Dec. 6 Tianna Tarter, ETSU
 Dec. 13 Tianna Tarter, ETSU
 Dec. 20 Chloe Wanink, Wofford
 Jan. 3 Tianna Tarter, ETSU
 Jan. 10 Jasmine Joyner, Chattanooga
 Jan. 17 Kahlia Lawrence, Mercer
 Jan. 24 Shamauria Bridges, ETSU
 Jan. 31 Tianna Tarter, ETSU
 Feb. 7 Raziyah Farrington, Western Carolina
 Feb. 14 Jasmine Joyner, Chattanooga
 Feb. 21 Jasmine Joyner, Chattanooga
 Feb. 27 Kahlia Lawrence, Mercer

2017-18

Nov. 14 Sydney Means, Mercer
 Nov. 21 Tianna Tarter, ETSU
 Nov. 28 Keiana Gilbert, Chattanooga
 Dec. 5 Erica Haynes-Overton, ETSU
 Dec. 12 Ije Ajemba, UNCG
 Dec. 19 Cierra Carter, Furman
 Jan. 2 Kahlia Lawrence, Mercer
 Jan. 9 KeKe Calloway, Mercer
 Jan. 16 Ije Ajemba, UNCG
 Jan. 23 Celena Taborn, Furman
 Jan. 30 Tianna Tarter, ETSU
 Feb. 6 Keiana Gilbert, Chattanooga
 Feb. 13 Ije Ajemba, UNCG
 Feb. 20 Erica Haynes-Overton, ETSU
 Feb. 26 Kahlia Lawrence, Mercer

2018-19

Nov. 13 Chloe Wanink, Wofford
 Nov. 20 KeKe Calloway, Mercer
 Nov. 27 Jackie Carman, Wofford
 Dec. 4 KeKe Calloway, Mercer
 Dec. 11 Amanda Thompson, Mercer
 Dec. 18 Nadine Soliman, UNCG
 Dec. 24 Amanda Thompson, Mercer
 Dec. 31 Amanda Thompson, Mercer
 Jan. 8 Amanda Thompson, Mercer
 Jan. 15 Chloe Wanink, Wofford
 Jan. 22 Lakelyn Bouldin, Chattanooga
 Jan. 29 Shannon Titus, Mercer
 Feb. 6 Erica Haynes-Overton, ETSU
 Feb. 12 Erica Haynes-Overton, ETSU
 Feb. 19 Chloe Wanink, Wofford
 Feb. 26 Da'Ja Green, Wofford
 March 5 KeKe Calloway, Mercer

PLAYER OF THE WEEK/MONTH



2019-20

- Nov. 12 Erica Haynes-Overton, ETSU
- Nov. 19 Jewel Smalls, Western Carolina
- Nov. 26 Nadine Soliman, UNCG
- Dec. 3 Jewel Smalls, Western Carolina
- Dec. 10 Tierra Hodges, Furman
- Dec. 17 Nadine Soliman, UNCG
- Dec. 24 Le'Jzae Davidson, Furman
- Jan. 7 Jaron Dougherty, Mercer
- Jan. 14 Tierra Hodges, Furman
- Jan. 21 Natalie Armstrong, Samford
- Jan. 28 Jaron Dougherty, Mercer
- Feb. 4 Eboni Williams, Chattanooga
- Feb. 11 Jaron Dougherty, Mercer
- Feb. 18 Nadine Soliman, UNCG
- Feb. 25 Sarah Myers, Samford
- March 2 Tierra Hodges, Furman

2020-21

- Dec. 1 Shauntai Battle, Samford
- Dec. 8 Tate Walters, Furman
- Dec. 15 Jaron Dougherty, Mercer
- Dec. 22 Eboni Williams, Chattanooga
- Jan. 5 Eboni Williams, Chattanooga
- Jan. 12 Annie Ramil, Samford
- Jan. 19 Amoria Neal-Tysor, Mercer
- Jan. 26 Abbey Cornelius, Chattanooga
- Feb. 2 Andrea Cournoyer, Samford
- Feb. 9 Annie Ramil, Samford
- Feb. 16 Andrea Cournoyer, Samford
- Feb. 23 Shannon Titus, Mercer
- March 1 Natalie Armstrong, Samford

Freshmen of the Week

2013-14

- Nov. 12 Ellen Riggins, Samford
- Nov. 19 Jennifer Rhodes, Elon
- Nov. 26 Lauren Brown, Elon
- Dec. 3 Ellen Riggins, Samford
- Dec. 10 Lenaira Ruffin, Elon
- Dec. 17 Whitney Bunn, Furman
- Dec. 31 Jennifer Rhodes, Elon
- Jan. 7 Hannah Nichols, Samford
- Jan. 14 Whitney Bunn, Furman
- Jan. 21 Hannah Nichols, Samford
- Jan. 28 Ellen Riggins, Samford
- Feb. 4 Kassidy Blevins, Samford
- Feb. 11 Bailey Williams, UNCG
- Feb. 18 Angel McGowan, Georgia Southern
- Feb. 25 Jennifer Rhodes, Elon
- March 4 Kassidy Blevins, Samford

2014-15

- Nov. 18 Shenae Bonner, Western Carolina
- Nov. 25 Keiana Gilbert, Chattanooga
- Dec. 2 Keiana Gilbert, Chattanooga
- Dec. 9 Destiney Elliott, Samford
- Dec. 16 Tianna Tarter, ETSU
- Dec. 23 Destiney Elliott, Samford
- Jan. 6 Tianna Tarter, ETSU
- Jan. 13 Tianna Tarter, ETSU
- Jan. 20 Kahlia Lawrence, Mercer
- Jan. 27 Ace Easter, Western Carolina
- Feb. 3 Kahlia Lawrence, Mercer
- Feb. 10 Alex Williams, Mercer
- Feb. 17 Kahlia Lawrence, Mercer
- Feb. 24 Kahlia Lawrence, Mercer
- March 3 Ace Easter, Western Carolina

Players of the Month

2004-05

- December Tiffany Mayes, ETSU
- January Tiffany Mayes, ETSU
- February Katie Hamilton, Davidson

2005-06

- November Kitara McMoore, Elon
- December Alex Anderson, Chattanooga
- January Kitara McMoore, Elon
- February Kiki Conyers, Appalachian State

2006-07

- December Alex Anderson, Chattanooga
- January Alex Anderson, Chattanooga
- February Alex Anderson, Chattanooga
- March Brooke Hand, Chattanooga

2007-08

- November Brooke Johnson, Western Carolina
- December Alex Anderson, Chattanooga
- January Alex Anderson, Chattanooga
- February Alex Anderson, Chattanooga
- March Laura Hall, Chattanooga

2008-09

- November Shanara Hollinquest, Chattanooga
- December Alex Thompson, Davidson
- January Shanara Hollinquest, Chattanooga
- February Emily London, Samford

2009-10

- November Shanara Hollinquest, Chattanooga
- December Shanara Hollinquest, Chattanooga
- January Emily London, Samford
- February Sam Ramirez, Appalachian State

2010-11

- November Sam Ramirez, Appalachian State
- December Monique Floyd, UNCG
- January Whitney Hood, Chattanooga
- February Emily London, Samford

2011-12

- November Sophia Aleksandravicius, Davidson
- December Anna Freeman, Appalachian State
- January Sophia Aleksandravicius, Davidson
- February Anna Freeman, Appalachian State

2012-13

- November Courtney Freeman, Appalachian St.
- December Ashlen Dewart, Chattanooga
- January Sophia Aleksandravicius, Davidson
- February Sophia Aleksandravicius, Davidson

2013-14

- November Janae Stevenson, UNCG
- December Laura Murray, Davidson
- January Maryah Sydnor, Appalachian State
- February Maryah Sydnor, Appalachian State

2014-15

- November Precious Bridges, Mercer
- December Precious Bridges, Mercer
- January Precious Bridges, Mercer
- February Precious Bridges, Mercer

2015-16

- November Lucy Mason, UNCG
- December Lucy Mason, UNCG
- January Jasmine Joyner, Chattanooga
- February Kahlia Lawrence, Mercer

2016-17

- November Kahlia Lawrence, Mercer
- December Tianna Tarter, ETSU
- January Jasmine Joyner, Chattanooga
- February Jasmine Joyner, Chattanooga

2018-19

- November KeKe Calloway, Mercer
- December Amanda Thompson, Mercer
- January Amanda Thompson, Mercer
- February Amanda Thompson, Mercer

2019-20

- November Jewel Smalls, Western Carolina
- December Tierra Hodges, Furman
- January Natalie Armstrong, Samford
- February Shannon Titus, Mercer

2020-21

- December Jaron Dougherty, Mercer
- January Andrea Cournoyer, Samford
- February Shannon Titus, Mercer



Chattanooga's Alex Anderson earned six of a possible nine player-of-the-month awards over a two-season span (2006-07 to 2007-08).

NCAA Championship

1989

East Regional First Round (March 15; Tacoma, Wash.)
No. 5 Georgia 90, No. 12 Chattanooga 69

1990

East Regional First Round (March 14; College Park, Md.)
No. 6 Maryland 100, No. 11 Appalachian State 71

1991

East Regional First Round (March 13; Tallahassee, Fla.)
No. 5 Florida State 96, No. 12 Appalachian State 57

1992

East Regional First Round (March 18; Los Angeles, Calif.)
No. 5 Clemson 76, No. 12 Chattanooga 72

1993

Midwest Regional First Round (March 17; Tuscaloosa, Ala.)
No. 5 Alabama 102, No. 12 Georgia Southern 70

1994

East Regional First Round (March 16; Chapel Hill, N.C.)
No. 3 North Carolina 101, No. 14 Georgia Southern 53

1995

East Regional First Round (March 16; Ruston, La.)
No. 4 Louisiana Tech 90, No. 13 Furman 52

1996

West Regional First Round (March 15; Tuscaloosa, Ala.)
No. 4 Alabama 95, No. 13 Appalachian State 66

1997

Midwest Regional First Round (March 14; Boulder, Colo.)
No. 2 Colorado 69, No. 15 Marshall 49

1998

Midwest Regional First Round (March 13; Tuscaloosa, Ala.)
No. 2 Alabama 94, No. 15 UNCG 46

1999

South Regional First Round (March 13; Knoxville, Tenn.)
No. 1 Tennessee 113, No. 16 Appalachian State 54

2000

Midwest Regional First Round (March 18; Knoxville, Tenn.)
No. 1 Tennessee 90, No. 16 Furman 38

2001

Midwest Regional First Round (March 16; Cincinnati, Ohio)
No. 5 Clemson 51, No. 12 Chattanooga 49

2002

Midwest Regional First Round (March 15; State College, Pa.)
No. 4 Penn State 82, No. 13 Chattanooga 67

2003

First Round (March 23; State College, Pa.)
No. 5 South Carolina 68, No. 12 Chattanooga 54

2004

First Round (March 20; Chattanooga, Tenn.)
No. 10 Chattanooga 74, No. 7 Rutgers 69

Second Round (March 22; Chattanooga, Tenn.)
No. 2 Vanderbilt 60, No. 10 Chattanooga 44

2005

First Round (March 20; Knoxville, Tenn.)
No. 1 Tennessee 94, No. 16 Western Carolina 43

2006

First Round (March 18; Rosemont, Ill.)
No. 5 Kentucky 69, No. 12 Chattanooga 59

2007

First Round (March 18; Raleigh, N.C.)
No. 5 Baylor 68, No. 12 Chattanooga 55



A two-time SoCon Player of the Year, Chattanooga's Katasha Brown helped the Mocs to three NCAA appearances and one WNIT appearance in her career (2002-06). Chattanooga downed Rutgers in the first round of the 2004 NCAA tournament for the SoCon's first win in NCAA tournament play.

2008

First Round (March 23; Bridgeport, Conn.)
No. 5 Kansas State 69, No. 12 Chattanooga 59

2009

First Round (March 21; Albuquerque, N.M.)
No. 4 Vanderbilt 73, No. 13 Western Carolina 41

2010

First Round (March 20; Tempe, Ariz.)
No. 4 Oklahoma State 70, No. 13 Chattanooga 63

2011

First Round (March 20; Auburn, Ala.)
No. 3 Florida State 76, No. 14 Samford 46

2012

First Round (March 18; Nashville, Tenn.)
No. 2 Duke 82, No. 15 Samford 47

2013

First Round (March 23; College Station, Texas)
No. 6 Nebraska 73, No. 11 Chattanooga 59

2014

First Round (March 22; Lexington, Ky.)
No. 6 Syracuse 59, No. 11 Chattanooga 53

2015

First Round (March 21; Knoxville, Tenn.)
No. 10 Pittsburgh 51, No. 7 Chattanooga 40

2016

First Round (March 18; Starkville, Miss.)
No. 5 Mississippi State 60, No. 12 Chattanooga 50

2017

First Round (March 18; Louisville, Ky.)
No. 4 Louisville 82, No. 13 Chattanooga 62

2018

First Round (March 17; Athens, Ga.)
No. 4 Georgia 68, No. 13 Mercer 63

2019

First Round (March 22; Iowa City, Iowa)
No. 2 Iowa 66, No. 15 Mercer 61

2021

First Round (March 21; San Antonio, Texas)
No. 1 South Carolina 79, No. 16 Mercer 53

#SoConHoops

SOCON IN POSTSEASON PLAY



NWIT

1984

Quarterfinals (March 6; Amarillo, Texas)
Chattanooga 84, Oklahoma 78

Semifinals (March 7; Amarillo, Texas)
Chattanooga 70, Clemson 66

Championship (March 8; Amarillo, Texas)
Vanderbilt 67, Chattanooga 66

1987

First Round (March 19; Amarillo, Texas)
California 109, Appalachian State 99

Consolation (March 20; Amarillo, Texas)
Stephen F. Austin 81, Appalachian State 80

Consolation (March 21; Amarillo, Texas)
DePaul 88, Appalachian State 82

1995

First Round (March 23; Amarillo, Texas)
Texas A&M 71, ETSU 50

Consolation (March 24; Amarillo, Texas)
ETSU 79, VCU 65

Consolation (March 25; Amarillo, Texas)
Clemson 107, ETSU 66

WNIT

2000

First Round (March 16; Chattanooga, Tenn.)
Chattanooga 70, Alabama 68

Second Round (March 18; Chattanooga, Tenn.)
Georgia Tech 81, Chattanooga 74

2002

First Round (March 13; Blacksburg, Va.)
Virginia Tech 51, UNCG 45

2005

First Round (March 18; Chattanooga, Tenn.)
Chattanooga 50, Villanova 40

Second Round (March 20; Lexington, Ky.)
Kentucky 91, Chattanooga 54

2007

First Round (March 15; Cullowhee, N.C.)
Western Carolina 91, ETSU 63

First Round (March 15; Birmingham, Ala.)
UAB 81, Davidson 77

Second Round (March 17; Blacksburg, Va.)
Virginia Tech 74, Western Carolina 64

2008

First Round (March 19; Murfreesboro, Tenn.)
Middle Tennessee State 104, Western Carolina 69

2009

First Round (March 19; Lexington, Ky.)
Kentucky 81, Chattanooga 76

2010

First Round (March 18; Birmingham, Ala.)
Samford 66, Ole Miss 65

Second Round (March 21; Springfield, Mo.)
Missouri State 75, Samford 54

2011

First Round (March 16; Columbia, S.C.)
South Carolina 67, Appalachian State 54

2012

First Round (March 15; Wilmington, N.C.)
Appalachian State 79, UNCW 73

First Round (March 15; Harrisonburg, Va.)
James Madison 64, Davidson 49

First Round (March 15; Memphis, Tenn.)
Memphis 60, Chattanooga 59

Second Round (March 17; Raleigh, N.C.)
Appalachian State 66, NC State 62

Third Round (March 22; Charlottesville, Va.)
Virginia 74, Appalachian State 58

2013

First Round (March 21; Norfolk, Va.)
Davidson 82, Old Dominion 73

First Round (March 21; Charlotte, N.C.)
Charlotte 79, Appalachian State 61

Second Round (March 24; Charlotte, N.C.)
Charlotte 72, Davidson 60

2014

First Round (March 20; Auburn, Ala.)
Auburn 78, Furman 64

2015

First Round (March 19; Johnson City, Tenn.)
NC State 73, ETSU 58

2016

First Round (March 17; Atlanta, Ga.)
Georgia Tech 73, Mercer 56

2017

First Round (March 16; Tuscaloosa, Ala.)
Alabama 81, Mercer 57

2018

First Round (March 15; Harrisonburg, Va.)
James Madison 60, ETSU 52

First Round (March 15; Birmingham, Ala.)
UAB 60, Chattanooga 50

2019

First Round (March 21; Blacksburg, Va.)
Virginia Tech 92, Furman 65

2021

First Round (March 19; Collierville, Tenn.)
Ole Miss 64, Samford 45

Second Round (March 20; Collierville, Tenn.)
Illinois State 68, Samford 62

Women's Basketball Invitational

2010

East Region

First Round (March 17; Morehead, Ky.)
No. 2 College of Charleston 67, No. 7 Morehead State 59

First Round (March 18; Charleston, S.C.)
No. 1 Appalachian State 62, No. 8 Charleston Southern 47

Quarterfinals (March 21; Boone, N.C.)
No. 1 Appalachian State 59, No. 5 Fairfield 36

Quarterfinals (March 21; Charleston, S.C.)
No. 2 College of Charleston 76, No. 6 Bradley 66

Semifinals (March 25; Boone, N.C.)
No. 1 Appalachian State 77, No. 2 College of Charleston 58

Championship (March 28; Boone, N.C.)
No. 1 Appalachian State 79, No. 1 Memphis 71

2011

East Region

First Round (March 17; Elon, N.C.)
No. 3 Elon 103, No. 6 USC Upstate 72

Second Round (March 20; Elon, N.C.)
No. 2 UAB 59, No. 3 Elon 50

2013

East Region

First Round (March 20; Highland Heights, Ky.)
No. 5 College of Charleston 72, No. 4 Northern Kentucky 70

Second Round (March 24; Detroit, Mich.)
No. 1 Detroit 79, No. 5 College of Charleston 67

West Region

First Round (March 20; Elon, N.C.)
No. 4 Elon 68, No. 5 Eastern Kentucky 61

Second Round (March 23; Elon, N.C.)
No. 8 McNeese State 66, No. 4 Elon 58

2015

East Region

First Round (Macon, Ga.)
No. 4 Mercer 83, No. 5 Troy 68

Quarterfinals (Macon, Ga.)
No. 4 Mercer 73, No. 8 Marshall 71

Semifinals (Loudonville, N.Y.)
No. 3 Siena 65, No. 4 Mercer 54

West Region

First Round (Lake Charles, La.)
No. 6 McNeese State 87, No. 3 Furman 70

2017

East Region

First Round (Charleston, S.C.)
UNCG 45, Charleston Southern 37

Quarterfinals (Greensboro, N.C.)
UNCG 87, Brown 84

Semifinals (Greensboro, N.C.)
UNCG 59, Milwaukee 49

Championship (Houston, Texas)
Rice 74, UNCG 62

2018

East Region

First Round (Asheville, N.C.)
Furman 65, UNC Asheville 64

Quarterfinals (Mobile, Ala.)
South Alabama 54, Furman 53

ETSU

NCAA Championship (0-3)

3/22/08	No. 3 Oklahoma State	L	73-85	First Round
3/22/09	No. 4 Iowa State	L	53-85	First Round
3/21/10	No. 3 Xavier	L	82-94	First Round

WNIT (0-3)

3/15/07	at Western Carolina	L	63-91	First Round
3/19/15	NC State	L	58-73	First Round
3/15/18	at James Madison	L	52-60	First Round

Furman

NCAA Championship (0-2)

3/16/95	No. 4 Louisiana Tech	L	52-90	East Regional
3/18/00	No. 1 Tennessee	L	38-90	Midwest Regional

WNIT (0-2)

3/20/14	at Auburn	L	64-78	First Round
3/21/19	at Virginia Tech	L	65-92	First Round

Women's Basketball Invitational (1-2)

3/19/15	at McNeese State	L	70-87	First Round
3/15/18	at UNC Asheville	W	65-64	First Round
3/18/18	at South Alabama	L	53-54	Quarterfinals

Mercer

NCAA Championship (0-3)

3/17/18	at Georgia	L	63-68	First Round
3/22/19	at Iowa	L	61-66	First Round
3/21/21	vs. South Carolina	L	79-53	First Round

Women's Basketball Invitational (2-2)

3/21/13	McNeese State	L	70-82	First Round
3/19/15	Troy	W	83-68	First Round
3/22/15	Marshall	W	73-71	Quarterfinals
3/25/15	at Siena	L	54-65	Semifinals

WNIT (0-2)

3/17/16	at Georgia Tech	L	56-73	First Round
3/16/17	at Alabama	L	57-81	First Round

UNCG

NCAA Championship (0-1)

3/13/98	No. 2 Alabama	L	46-94	Midwest Regional
---------	---------------	---	-------	------------------

WNIT (0-1)

3/13/02	at Virginia Tech	L	45-51	First Round
---------	------------------	---	-------	-------------

Women's Basketball Invitational (3-1)

3/16/17	at Charleston Southern	W	45-37	First Round
3/19/17	Brown	W	87-84	Quarterfinals
3/23/17	Milwaukee	W	59-49	Semifinals
3/26/17	at Rice	L	62-74	Final

Samford

NCAA Championship (0-2)

3/20/11	No. 3 Florida State	L	46-76	First Round
3/18/12	No. 2 Duke	L	42-82	First Round

WNIT (1-3)

3/18/10	Mississippi	W	66-65	First Round
3/21/10	at Missouri State	L	75-54	Second Round
3/19/21	vs. Ole Miss	L	64-45	First Round
3/20/21	vs. Illinois State	L	68-62	Consolation Round

Chattanooga

NCAA Championship (1-15)

3/15/89	No. 5 Georgia	L	69-90	East Regional
3/18/92	No. 5 Clemson	L	72-76	East Regional
3/16/01	No. 5 Clemson	L	49-51	Midwest Regional
3/15/02	No. 4 Penn State	L	67-82	Midwest Regional
3/23/03	No. 5 South Carolina	L	54-68	East Regional
3/20/04	No. 7 Rutgers	W	74-69	First Round

3/22/04	No. 2 Vanderbilt	L	44-60	Second Round
3/18/06	No. 5 Kentucky	L	59-69	First Round
3/18/07	No. 5 Baylor	L	55-68	First Round
3/23/08	No. 5 Kansas State	L	59-69	First Round
3/20/10	No. 4 Oklahoma State	L	63-70	First Round
3/23/13	No. 6 Nebraska	L	59-73	First Round
3/22/14	No. 6 Syracuse	L	53-59	First Round
3/21/15	No. 10 Pittsburgh	L	40-51	First Round
3/18/16	No. 5 Mississippi State	L	50-60	First Round
3/18/17	at No. 4 Louisville	L	62-82	First Round

WNIT (2-5)

3/16/00	Alabama	W	70-68	First Round
3/18/00	Georgia Tech	L	74-81	Second Round
3/18/05	Villanova	W	50-40	First Round
3/20/05	Kentucky	L	54-91	Second Round
3/19/09	Kentucky	L	76-81 (OT)	First Round
3/15/12	Memphis	L	59-60	First Round
3/15/18	at UAB	L	50-60	First Round

Western Carolina

NCAA Championship (0-2)

3/20/05	No. 1 Tennessee	L	43-94	First Round
3/21/09	No. 4 Vanderbilt	L	44-73	First Round

WNIT (1-2)

3/16/07	ETSU	W	91-63	First Round
3/18/07	at Virginia Tech	L	64-74	Second Round
3/19/08	at Middle Tennessee	L	69-104	First Round



Chattanooga's Alex Anderson made three appearances in the NCAA Championship in her four-year Mocs career (2004-08), averaging 14.0 points and 8.7 rebounds in three first-round games.



YEAR-BY-YEAR STANDINGS



SOUTHERN CONFERENCE CHAMPIONS

Year	Regular-season	Tournament	Year	Regular-season	Tournament
1983-84	Chattanooga	Chattanooga	2004-05	Chattanooga	Western Carolina
1984-85	Chattanooga, Marshall	Chattanooga	2005-06	Chattanooga	Chattanooga
1985-86	Chattanooga, Marshall	Chattanooga	2006-07	Chattanooga, Western Carolina	Chattanooga
1986-87	Appalachian State, Marshall	Appalachian State	2007-08	Chattanooga	Chattanooga
1987-88	Appalachian State, Marshall	Appalachian State	2008-09	Chattanooga	Western Carolina
1988-89	Appalachian State, Marshall	Chattanooga	2009-10	Chattanooga	Chattanooga
1989-90	Furman	Appalachian State	2010-11	Appalachian State	Samford
1990-91	Chattanooga	Appalachian State	2011-12	Appalachian State, Davidson	Samford
1991-92	Chattanooga, Furman	Chattanooga	2012-13	Chattanooga	Chattanooga
1992-93	Furman	Georgia Southern	2013-14	Chattanooga	Chattanooga
1993-94	Georgia Southern	Georgia Southern	2014-15	Chattanooga	Chattanooga
1994-95	ETSU	Furman	2015-16	Mercer, Chattanooga	Chattanooga
1995-96	Appalachian State	Appalachian State	2016-17	Mercer, Chattanooga	Chattanooga
1996-97	Furman	Marshall	2017-18	Mercer	Mercer
1997-98	Georgia Southern	UNCG	2018-19	Mercer	Mercer
1998-99	UNCG	Appalachian State	2019-20	UNCG, Samford, Chattanooga	Samford
1999-00	Chattanooga	Furman	2020-21	Samford	Mercer
2000-01	Chattanooga, Georgia Southern	Chattanooga			
2001-02	Chattanooga, UNCG	Chattanooga			
2002-03	Chattanooga	Chattanooga			
2003-04	Chattanooga	Chattanooga			

1983-84	CONF		ALL		Pts.	Opp.
	W	L	W	L		
Chattanooga	7	1	26	5	2,283	1,962
ETSU	6	2	18	9	1,810	1,655
Marshall	5	3	18	10	2,149	1,875
Western Carolina	2	6	10	16	1,733	1,660
Appalachian State	0	8	6	22	1,807	2,058
Furman	0	0	14	13	1,869	1,863
Davidson	0	0	0	25	915	2,342

1984-85	CONF		ALL		Pts.	Opp.
	W	L	W	L		
Marshall	9	1	19	10	2,392	2,156
Chattanooga	9	1	16	13	2,050	2,189
Appalachian State	5	5	16	12	2,148	1,913
ETSU	5	5	13	14	1,843	1,797
Furman	1	9	7	18	1,670	1,914
Western Carolina	1	9	7	19	1,636	2,033
Davidson	0	0	3	18	1,113	1,740

1985-86	CONF		ALL		Pts.	Opp.
	W	L	W	L		
Marshall	8	2	18	11	2,158	2,043
Chattanooga	8	2	19	10	2,146	2,131
Appalachian State	5	5	16	13	2,169	1,993
ETSU	5	5	13	15	1,941	1,953
Furman	2	8	13	14	2,022	2,031
Western Carolina	2	8	8	18	1,637	1,887
Davidson	0	0	10	8	1,177	1,093


1986-87	CONF		ALL		Pts.	Opp.
	W	L	W	L		
Appalachian State	9	1	24	7	2,543	2,164
Marshall	9	1	24	5	2,152	1,802
ETSU	4	6	9	17	1,882	1,986
Western Carolina	4	6	11	15	1,589	1,734
Chattanooga	3	7	7	20	1,843	2,084
Furman	1	9	8	20	1,869	2,094

1987-88	CONF		ALL		Pts.	Opp.
	W	L	W	L		
Appalachian State	8	2	24	4	2,343	1,889
Marshall	8	2	18	10	1,980	1,801
Chattanooga	6	4	19	9	2,138	1,973
Furman	4	6	17	12	2,204	2,121
Western Carolina	3	7	11	16	1,772	1,926
ETSU	1	9	7	18	1,814	1,950

1988-89	CONF		ALL		Pts.	Opp.
	W	L	W	L		
Appalachian State	9	1	19	8	2,137	1,954
Marshall	9	1	18	10	1,852	1,779
Chattanooga	5	5	19	12	2,363	2,214
Furman	3	7	19	10	2,233	2,048
ETSU	2	8	7	19	1,822	1,948
Western Carolina	2	8	13	15	1,915	2,004

1989-90	CONF		ALL		Pts.	Opp.
	W	L	W	L		
Furman	8	2	20	9	2,440	2,093
Appalachian State	7	3	20	9	2,152	2,060
Chattanooga	6	4	16	13	2,222	2,208
ETSU	5	5	15	13	2,080	2,048
Marshall	4	6	10	18	2,055	2,084
Western Carolina	0	10	8	19	1,841	2,000

1990-91	CONF		ALL		Pts.	Opp.
	W	L	W	L		
Chattanooga	8	2	20	8	2,207	1,964
Marshall	7	3	20	8	1,920	1,659
ETSU	6	4	15	13	2,087	2,179
Appalachian State	5	5	19	14	2,521	2,519
Furman	4	6	14	14	2,318	2,171
Western Carolina	0	10	4	23	1,785	2,255



Furman's Rushia Brown (1989-94) helped the Paladins to three regular-season SoCon titles during her career.

1991-92	CONF		ALL		Pts.	Opp.
	W	L	W	L		
Furman	8	2	17	9	1,923	1,923
Chattanooga	8	2	18	12	2,156	2,156
Marshall	6	4	15	13	1,831	1,831
Appalachian State	5	5	9	18	2,221	2,221
ETSU	2	8	7	19	2,071	2,071
Western Carolina	1	9	6	22	2,151	2,151
Georgia Southern	0	0	14	16	2,401	2,401

1992-93	CONF		ALL		Pts.	Opp.
	W	L	W	L		
Furman	10	2	17	11	2,170	2,048
Chattanooga	9	3	15	13	2,071	2,018
Georgia Southern	9	3	21	9	2,213	1,917
Marshall	5	7	15	13	1,925	1,918
Appalachian State	4	8	10	17	2,083	2,102
ETSU	4	8	7	18	1,813	2,079
Western Carolina	1	11	7	20	1,804	2,038
Davidson	0	0	9	13	1,329	1,453

1993-94	CONF		ALL		Pts.	Opp.
	W	L	W	L		
Georgia Southern	11	2	21	9	2,266	2,113
Appalachian State	10	3	20	8	2,220	1,927
Furman	9	4	14	14	2,144	2,030
Chattanooga	7	6	15	13	2,015	1,974
Marshall	6	7	12	15	1,895	1,997
ETSU	5	8	12	14	2,016	1,982
Western Carolina	1	12	5	22	1,657	2,279
Davidson	0	7	5	21	1,672	1,941

1994-95	CONF		ALL		Pts.	Opp.
	W	L	W	L		
ETSU	11	3	21	9	2,432	2,266
Georgia Southern	10	4	16	12	2,224	2,049
Furman	10	4	18	12	2,275	2,198
Appalachian State	9	5	19	9	2,150	1,905
Marshall	6	8	14	13	1,936	2,037
Chattanooga	6	8	10	17	1,758	1,839
Western Carolina	4	10	9	18	1,954	2,157
Davidson	0	14	4	23	1,773	2,003

1995-96	CONF		ALL		Pts.	Opp.
	W	L	W	L		
Appalachian State	14	0	24	6	2,418	2,129
Marshall	9	5	15	14	2,193	2,109
Georgia Southern	7	7	15	13	2,213	2,266
Davidson	7	7	14	12	1,875	1,772
Chattanooga	6	8	12	15	1,717	1,864
Furman	6	8	10	17	1,759	1,897
Western Carolina	4	10	9	18	1,822	1,953
ETSU	3	11	9	17	1,963	2,016

1996-97	CONF		ALL		Pts.	Opp.
	W	L	W	L		
Furman	10	4	19	8	1,948	1,845

YEAR-BY-YEAR STANDINGS

#SoConHoops

Marshall	9	5	18	12	2,280	2,226
Appalachian State	8	6	16	12	2,031	1,902
Georgia Southern	8	6	16	13	2,087	2,100
Davidson	7	7	15	11	1,881	1,761
Chattanooga	6	8	12	15	1,778	1,819
Western Carolina	5	9	11	16	1,827	1,937
ETSU	3	11	11	17	1,952	2,100

1997-98		CONF		ALL			
	W	L	W	L	Pts.	Opp.	
Georgia Southern	13	3	18	11	2,230	2,192	
UNCG	12	4	21	9	2,201	2,048	
Davidson	12	4	18	9	2,037	1,872	
Furman	11	5	16	13	2,092	2,145	
ETSU	8	8	11	15	1,970	1,930	
Appalachian State	8	8	9	17	1,594	1,784	
Western Carolina	4	12	7	20	1,491	2,037	
Chattanooga	3	13	8	19	1,699	1,846	
Wofford	1	15	5	23	1,969	2,134	

1998-99		CONF		ALL			
	W	L	W	L	Pts.	Opp.	
UNCG	14	4	20	8	2,071	1,846	
ETSU	12	5	16	12	2,018	1,990	
Georgia Southern	12	6	13	14	2,020	2,051	
Davidson	11	7	18	10	2,139	2,012	
Furman	10	8	13	14	1,821	1,909	
Appalachian State	7	10	14	15	2,118	2,181	
Western Carolina	8	10	10	17	1,820	2,006	
Chattanooga	8	10	10	17	1,897	2,007	
Wofford	4	14	9	19	1,908	2,107	
College of Charleston	3	15	6	21	1,696	1,862	

1999-00		CONF		ALL			
	W	L	W	L	Pts.	Opp.	
Chattanooga	17	1	26	5	2,284	1,904	
Furman	13	5	20	11	2,184	2,016	
ETSU	12	6	15	12	1,930	1,883	
UNCG	11	7	18	11	1,995	1,882	
Appalachian State	9	9	13	15	1,964	2,068	
Georgia Southern	9	9	10	18	1,994	2,130	
Davidson	8	10	10	17	1,779	1,882	
Western Carolina	6	12	11	17	1,852	1,939	
Wofford	4	14	10	18	1,732	1,872	
College of Charleston	1	17	4	23	1,426	1,952	

2000-01		CONF		ALL			
	W	L	W	L	Pts.	Opp.	
Chattanooga	15	3	24	7	2,331	1,931	
Georgia Southern	15	3	22	7	2,157	1,928	
UNCG	14	4	22	8	2,078	1,791	
Furman	12	6	19	10	2,042	1,857	
Western Carolina	7	11	13	15	1,991	1,983	
ETSU	7	11	7	21	1,894	2,195	
College of Charleston	7	11	11	17	1,839	1,970	
Wofford	6	12	11	18	1,921	1,979	
Davidson	4	14	9	19	1,766	2,018	
Appalachian State	3	15	6	23	1,973	2,279	

2001-02		CONF		ALL			
	W	L	W	L	Pts.	Opp.	
Chattanooga	14	4	23	8	2,331	1,931	
UNCG	14	4	21	10	2,078	1,791	
Furman	11	7	17	12	2,042	1,857	
Georgia Southern	10	8	13	14	2,157	1,928	
Western Carolina	9	9	17	11	1,991	1,983	
Wofford	9	9	16	13	1,921	1,979	
College of Charleston	7	11	14	14	1,839	1,970	
Davidson	6	12	10	18	1,766	2,018	
ETSU	5	13	10	18	1,894	2,195	
Appalachian State	5	13	10	19	1,973	2,279	

2002-03		CONF		ALL			
	W	L	W	L	Pts.	Opp.	
Chattanooga	16	2	26	5	2,262	1,874	
Western Carolina	14	4	21	7	1,913	1,786	
Georgia Southern	12	6	20	10	2,054	1,895	
Furman	11	7	16	13	1,940	1,835	
UNCG	10	8	14	13	1,698	1,727	
Appalachian State	8	10	9	19	1,862	2,001	
Davidson	8	10	15	15	1,986	1,966	
ETSU	6	12	9	19	1,876	2,147	
College of Charleston	4	14	10	19	1,948	2,010	
Wofford	1	17	4	24	1,679	2,120	



Jacinda Lambert helped guide UNCG to a share of the regular-season championship in 2001-02.

2003-04		CONF		ALL			
	W	L	W	L	Pts.	Opp.	
Chattanooga	20	0	29	3	2,330	1,853	
Furman	14	6	18	11	1,981	1,721	
Davidson	13	7	16	12	1,796	1,730	
ETSU	13	7	13	14	1,764	1,838	
Elon	12	8	17	12	1,809	1,891	
Western Carolina	10	10	14	17	1,966	1,984	
UNCG	9	11	9	19	1,654	1,810	
Georgia Southern	9	11	15	14	1,692	1,757	
Appalachian State	6	14	7	21	1,851	2,006	
College of Charleston	4	16	7	22	1,732	2,049	
Wofford	0	20	0	28	1,560	2,091	

2004-05		CONF		ALL			
	W	L	W	L	Pts.	Opp.	
Chattanooga	19	1	24	4	2,020	1,639	
Davidson	14	6	18	11	1,943	1,803	

Furman	13	7	18	10	1,854	1,753	
UNCG	11	9	14	14	1,737	1,756	
Georgia Southern	11	9	16	14	1,940	1,972	
Western Carolina	10	10	18	13	2,221	2,240	
College of Charleston	10	10	15	14	1,683	1,769	
ETSU	9	11	13	17	1,995	1,989	
Appalachian State	8	12	11	17	1,772	1,777	
Elon	3	17	4	24	1,467	1,803	
Wofford	2	18	4	24	1,672	2,004	

2005-06		CONF		ALL			
	W	L	W	L	Pts.	Opp.	
Chattanooga	18	0	27	4	2,328	1,905	
UNCG	12	6	18	12	2,023	1,924	
Davidson	12	6	17	12	1,918	1,827	
Appalachian State	11	7	15	13	1,878	1,961	
Western Carolina	8	10	9	20	1,990	2,087	
Elon	7	11	12	16	1,550	1,580	
College of Charleston	7	11	11	17	1,652	1,813	
Georgia Southern	7	11	11	18	1,870	2,030	
Furman	5	13	10	20	1,838	2,041	
Wofford	3	15	7	21	1,718	1,942	

2006-07		CONF		ALL			
	W	L	W	L	Pts.	Opp.	
Western Carolina	15	3	24	10	2,358	2,239	
Chattanooga	15	3	25	8	2,379	2,109	
Davidson	13	5	23	9	2,260	1,964	
UNCG	13	5	20	10	1,990	1,912	
Georgia Southern	7	11	13	18	1,953	2,073	
Wofford	7	11	13	16	1,748	1,878	
Appalachian State	6	12	13	18	2,093	2,111	
College of Charleston	5	13	10	20	1,723	1,795	
Furman	5	13	11	20	1,748	1,899	
Elon	4	14	10	20	1,565	1,810	

2007-08		CONF		ALL			
	W	L	W	L	Pts.	Opp.	
Chattanooga	18	0	29	4	2,297	1,866	
Western Carolina	15	3	25	9	2,518	2,275	
Davidson	13	5	19	11	1,949	1,868	
Georgia Southern	13	5	17	13	1,841	1,847	
College of Charleston	9	9	14	16	1,718	1,765	
Elon	6	12	12	20	1,908	1,929	
Furman	5	13	10	20	1,820	1,975	
Appalachian State	5	13	8	22	1,887	2,160	
UNCG	4	14	7	24	1,647	1,993	
Wofford	2	16	10	21	1,890	2,099	

2008-09		CONF		ALL			
	W	L	W	L	Pts.	Opp.	
Chattanooga	17	3	22	10	2,226	1,862	
Samford	16	4	22	7	1,766	1,542	
College of Charleston	14	6	23	8	2,013	1,858	
Western Carolina	14	6	21	12	2,255	2,143	
Georgia Southern	11	9	16	14	1,774	1,772	



Miranda Warfield (2000-04) helped Chattanooga to SoCon regular-season and tournament titles in each of her four years on the squad and was named MVP of the SoCon Championship in 2002 and 2003.

YEAR-BY-YEAR STANDINGS



Davidson	11	9	12	18	1,961	2,043
UNCG	9	11	13	18	1,780	1,857
Appalachian State	7	13	9	22	1,840	2,151
Furman	6	14	12	18	1,862	1,955
Wofford	3	17	5	24	1,810	2,063
Elon	2	18	5	26	1,733	2,108

	CONF		ALL		Pts.	Opp.
	W	L	W	L		
Chattanooga	16	4	24	9	2,216	2,042
Samford	14	6	23	11	2,151	1,975
Appalachian State	14	6	23	12	2,336	2,191
College of Charleston	13	7	21	12	2,078	2,011
Georgia Southern	13	7	19	12	1,841	1,752
Davidson	12	8	14	15	1,921	1,919
Elon	6	14	12	19	2,000	2,043
UNCG	6	14	10	20	1,748	1,941
Wofford	6	14	8	21	1,759	2,014
Western Carolina	6	14	7	23	1,765	1,919
Furman	4	16	7	24	1,730	1,961

	CONF		ALL		Pts.	Opp.
	W	L	W	L		
Appalachian State	17	3	25	7	2,338	1,968
Samford	15	5	25	8	2,098	1,864
Chattanooga	13	7	17	14	2,071	2,037
Elon	12	8	20	13	2,247	2,120
Furman	10	10	14	16	1,866	1,921
UNCG	10	10	13	16	1,769	1,841
Georgia Southern	9	11	12	18	1,753	1,828
Davidson	8	12	14	17	1,913	1,878
College of Charleston	7	13	10	20	1,566	1,819
Western Carolina	6	14	9	22	1,699	1,950
Wofford	3	17	8	22	1,822	2,122

	CONF		ALL		Pts.	Opp.
	W	L	W	L		
Appalachian State	17	3	27	7	2,266	1,977
Davidson	17	3	22	10	1,962	1,733
Chattanooga	16	4	22	10	1,988	1,829
Samford	12	8	20	13	1,978	1,897
Elon	12	8	20	13	1,887	1,901
Furman	10	10	15	16	1,893	1,982
Western Carolina	8	12	14	17	1,629	1,751
College of Charleston	6	14	7	23	1,421	1,713
Wofford	5	15	13	18	1,836	1,884
Georgia Southern	4	16	8	22	1,553	1,772
UNCG	3	17	4	25	1,438	1,844

	CONF		ALL		Pts.	Opp.
	W	L	W	L		
Chattanooga	19	1	29	4	2,262	1,811
Davidson	16	4	22	13	2,195	2,005
Elon	14	6	19	14	2,168	2,101
Appalachian State	13	7	20	11	2,131	1,839
College of Charleston	11	9	16	16	1,995	2,026
Samford	11	9	15	16	1,670	1,685
Furman	8	12	12	18	1,790	2,036
Georgia Southern	6	14	8	23	1,652	1,951
Western Carolina	5	15	7	23	1,517	1,799
UNCG	4	16	8	23	1,772	2,124
Wofford	3	17	8	21	1,627	1,813

	CONF		ALL		Pts.	Opp.
	W	L	W	L		
Chattanooga	18	0	29	4	2,302	1,856
Furman	12	6	18	13	2,077	2,030
Davidson	11	7	16	16	2,221	2,273
Appalachian State	10	8	13	16	1,834	1,889
Elon	10	8	15	16	2,009	2,072
Samford	8	10	10	20	1,633	1,765
Western Carolina	7	11	15	17	1,965	2,001
Georgia Southern	7	11	10	21	1,933	2,185
Wofford	4	14	6	23	1,703	2,023
UNCG	3	15	7	23	1,905	2,196

	CONF		ALL		Pts.	Opp.
	W	L	W	L		
Chattanooga	14	0	29	4	2,067	1,665
ETSU	11	3	21	12	2,246	2,129
Mercer	9	5	20	15	2,337	2,240
Samford	8	6	15	15	1,782	1,722
Furman	7	7	19	14	2,249	2,175
Western Carolina	3	11	11	19	1,855	1,950
Wofford	3	11	8	22	1,695	1,949
UNCG	1	13	6	24	1,905	2,224



ETSU's Destiny Mitchell nearly averaged a double-double for the Bucs in 2014-15, their first season back in the league after a nine-year absence. Mitchell scored 11.2 points per game and pulled down a SoCon-best 9.1 rebounds per contest as ETSU finished second in the regular-season standings and reached the SoCon tournament title game, where it fell to a nationally ranked Chattanooga squad in overtime.

	CONF		ALL		Pts.	Opp.
	W	L	W	L		
Mercer	12	2	24	9	2,129	1,857
Chattanooga	12	2	24	8	1,847	1,692
Samford	11	3	20	11	1,719	1,555
ETSU	8	6	16	14	1,808	1,862
Furman	7	7	15	16	1,968	1,983
Wofford	3	11	9	20	1,747	1,907
Western Carolina	3	11	7	22	1,811	2,020
UNCG	0	14	8	22	1,965	2,203

	CONF		ALL		Pts.	Opp.
	W	L	W	L		
Mercer	12	2	25	7	2,106	1,814
Chattanooga	12	2	21	11	1,950	1,872
ETSU	8	6	16	14	1,950	1,925
UNCG	7	7	20	15	2,225	2,104
Furman	7	7	14	17	1,920	1,834
Samford	4	10	12	19	1,710	1,803
Wofford	3	11	13	17	1,853	1,912
Western Carolina	3	11	8	22	1,699	2,019

	CONF		ALL		Pts.	Opp.
	W	L	W	L		
Mercer	14	0	30	3	2,332	1,811
ETSU	11	3	20	13	2,215	2,125
Chattanooga	8	6	17	13	1,764	1,700
Furman	7	7	18	14	2,062	1,992
Samford	6	8	15	16	1,795	1,931
UNCG	6	8	13	18	1,959	1,925
Wofford	3	11	10	20	1,878	1,994
Western Carolina	1	13	5	25	1,648	1,918

	CONF		ALL		Pts.	Opp.
	W	L	W	L		
Mercer	14	0	25	8	2,226	2,023
Furman	9	5	19	14	2,132	2,102
Chattanooga	8	6	14	17	1,923	1,994
ETSU	8	6	10	21	2,103	2,243
Wofford	7	7	16	15	2,258	2,100
UNCG	5	9	11	19	1,910	1,826
Samford	5	9	10	20	1,753	1,953
Western Carolina	0	14	4	26	1,609	2,080

	CONF		ALL		Pts.	Opp.
	W	L	W	L		
UNCG	10	4	23	9	2,049	1,771
Samford	10	4	18	14	2,117	2,002
Chattanooga	10	4	11	18	1,628	1,884
Furman	8	6	19	12	2,035	1,900
Wofford	8	6	15	15	2,041	1,840
ETSU	4	10	9	21	1,761	2,048
Mercer	4	10	8	23	1,831	2,054
Western Carolina	2	12	5	25	1,654	1,996

	CONF		ALL		Pts.	Opp.
	W	L	W	L		
Samford	11	2	14	11	1,706	1,579
Mercer	10	3	19	7	1,777	1,559
Chattanooga	9	5	14	10	1,525	1,495
Wofford	7	7	13	11	1,500	1,472
Furman	6	8	11	14	1,494	1,534
UNCG	6	8	8	16	1,209	1,369
Western Carolina	3	10	6	18	1,327	1,542
ETSU	1	10	4	16	1,166	1,329



SOCON TOURNAMENT RESULTS

#SoConHoops

1984

FIRST ROUND

(at Huntington, W.Va.)
Marshall 89, Furman 61
(at Cullowhee, N.C.)
Western Carolina 75, Appalachian State 66

SEMIFINALS (at Chattanooga, Tenn.)

ETSU 66, Marshall 64
Chattanooga 74, Western Carolina 54

CHAMPIONSHIP (at Chattanooga, Tenn.)

Chattanooga 60, ETSU 45
ETSU – Blair 1 1-4 3, Mills 3 1-1 7, Jaffke 3 0-0 6, Hines 3 2-4 8, Skala 3 2-2 8, Caldwell 0 0-0 0, Larkey 5 3-4 13. Totals: 18 9-15 45.
CHATTANOOGA – Horsey 6 2-2 14, McClure 4 0-1 8, Chairs 8 7-8 23, Irby 5 1-4 11, Weems 0 2-3 2, McCord 1 0-0 2, Hill 0 0-0 0, Benson 0 0-0 0. Totals: 24 12-18 60.
Halftime – Chattanooga 23, ETSU 21.

1985

FIRST ROUND (at Johnson City, Tenn.)

ETSU 72, Western Carolina 51
(at Boone, N.C.)
Appalachian State 86, Furman 68

SEMIFINALS (at Johnson City, Tenn.)

Chattanooga 75, ETSU 70
Marshall 68, Appalachian State 62

CHAMPIONSHIP (at Johnson City, Tenn.)

Chattanooga 88, Marshall 76
MARSHALL – Pelphrey 12 4-4 28, Wiggins 2 0-0 4, Shepherd 7 4-4 18, May 0 1-2 1, Abercrombie 3 1-2 7, Cromer 1 0-0 2, Lewis 6 0-0 12, Grau 2 0-0 4, Gibson 0 0-0 0. Totals: 33 10-12 76.
CHATTANOOGA – Kirk 3 2-3 8, McClure 9 2-2 20, Bush 6 1-2 13, McCord 3 2-2 8, Weems 5 6-6 16, Corn 0 0-0 0, Bell 2 5-6 9, Benson 4 0-2 8, Jackson 2 2-2 6. Totals: 34 20-25 88.
Halftime – Chattanooga 43, Marshall 30.

1986

at Boone, N.C.

FIRST ROUND

ETSU 68, Western Carolina 62
Appalachian State 83, Furman 64

SEMIFINALS

Chattanooga 86, Appalachian State 79
Marshall 77, ETSU 72

CHAMPIONSHIP

Chattanooga 77, Marshall 69
MARSHALL – Wiggins 6 3-3 15, Pelphrey 8 1-2 17, Van Liew 0 0-0 0, May 10 1-2 21, Abercrombie 2 0-0 4, Lewis 2 0-0 4, McClurkin 3 0-0 6, Leavitt 0 2-2 2. Totals: 31 6-8 69.
CHATTANOOGA – Bell 3 2-2 8, Kirk 6 3-4 15, Bush 2 0-0 4, Winton 6 3-3 15, McCord 4 3-6 11, Mosley 1 0-0 2, Corn 1 3-4 5, Benson 5 0-0 10, Cruse 1 0-0 2, Hubbard 2 1-2 5, Jackson 0 0-0 0. Totals: 31 15-21 77.
Halftime – Chattanooga 40, Marshall 37.

1987

at Cullowhee, N.C.

FIRST ROUND

Western Carolina 70, Furman 58
ETSU 77, Chattanooga 74

SEMIFINALS

Marshall 83, ETSU 81 (2OT)
Appalachian State 86, Western Carolina 66

CHAMPIONSHIP

Appalachian State 68, Marshall 65
APPALACHIAN STATE – Laney 3 4-4 10, Robinson 6 1-3 13, Whiteside 12 2-10 26, Swicegood 2 0-1 4, Dalton 3 4-4 10, Brackett 0 0-0 0, Sigmon 1 3-4 5. Totals: 27 14-26 68.
MARSHALL – Lewis 6 1-2 13, Parsley 0 0-0 0, Simms 9 2-2 20, McClurkin 1 1-2 3, Wiggins 5 7-8 17, Leavitt

2 1-2 5, Triplin 3 1-1 7. Totals: 26 13-16 65.
Halftime – Marshall 35, Appalachian State 27.

1988

at Huntington, W.Va.

FIRST ROUND

Chattanooga 70, ETSU 68
Furman 63, Western Carolina 55

SEMIFINALS

Appalachian State 104, Furman 77
Marshall 80, Chattanooga 77

CHAMPIONSHIP

Appalachian State 72, Marshall 67
APPALACHIAN STATE – Laney 3 3-4 9, Johnson 8 0-0 16, Whiteside 10 4-12 24, Swicegood 2 0-0 4, Dalton 5 4-4 14, Brackett 2 0-0 4, Sigmon 0 0-0 0. Totals: 30 11-20 72.
MARSHALL – McClurkin 3 1-2 7, Scott 7 0-1 14, Parsley 2 1-1 5, Stephenson 1 2-2 4, Lewis 7 4-4 18, Johnson 4 0-0 9, Jones 0 0-0 0, Leavitt 1 2-2 4, Shipp 0 0-0 0, Deal 2 2-2 6. Totals: 27 12-14 67.
3-point goals – Appalachian State 1 (Dalton); Marshall 1 (Johnson).
Halftime – Appalachian State 39, Marshall 33.

1989

at Johnson City, Tenn.

FIRST ROUND

Chattanooga 67, Western Carolina 53
Furman 70, ETSU 69

SEMIFINALS

Furman 75, Marshall 56
Chattanooga 80, Appalachian State 73

CHAMPIONSHIP

Chattanooga 69, Furman 65
FURMAN – Whitaker 3 0-0 6, Greene 6 2-2 14, McKinney 1 4-5 6, Glass 2 1-2 5, Mischel 0 0-0 0, Rhynehardt 9 3-4 21, Haus 0 2-2 2, Geary 3 3-3 9, Cleckley 1 0-0 2. Totals: 25 15-18 65.
CHATTANOOGA – Copeland 0 0-0 0, Stallings 4 0-2 8, Powell 6 3-7 15, Winton 5 0-1 13, Smith 2 6-6 11, Wales 1 0-0 2, Carroll 1 1-2 3, Beightol 2 1-2 5, Blackburn 0 0-0 0, Mayfield 4 0-0 11. Totals: 25 11-20 68.
3-point goals – Chattanooga 7 (Winton 3, Mayfield 3, Smith).
Halftime – Chattanooga 36, Furman 27.

1990

at Johnson City, Tenn.

FIRST ROUND

ETSU 61, Marshall 58
Chattanooga 80, Western Carolina 78

SEMIFINALS

Appalachian State 70, Chattanooga 67
Furman 98, ETSU 84

CHAMPIONSHIP

Appalachian State 94, Furman 90
APPALACHIAN STATE – Thomas 5 13-18 23, Smith 5 4-6 14, Cunningham 12 3-5 27, Gruca 6 4-6 19, Morgan 1 0-1 2, Cain 3 0-0 6, Inman 0 0-0 0, Konrad 1 0-0 2. Totals: 33 24-36 94.
FURMAN – Greene 4 3-3 11, Brown 7 1-2 15, Cleckley 7 0-0 14, Rhynehardt 6 7-10 19, Glass 8 2-2 18, Mischel 2 1-1 5, Geary 0 2-2 2, McKinney 3 0-0 6. Totals: 37 16-20 90.
3-point goals – Appalachian State 4 (Gruca 3, Smith).
Halftime – Appalachian State 57, Furman 36.

1991

at Johnson City, Tenn.

FIRST ROUND

Appalachian State 84, Furman 77
ETSU 88, Western Carolina 69

SEMIFINALS

Appalachian State 89, Chattanooga 87
ETSU 72, Marshall 66

CHAMPIONSHIP

Appalachian State 98, ETSU 87
APPALACHIAN STATE – Ikard 4 2-4 10, Gruca 3 0-1 9, Thomas 12 3-3 27, Roberson 7 2-2 17, Yount 9 3-6 24, Cannon 0 0-0 0, Hitchcock 0 0-0 0, Konrad 4 3-6 11, Coker 0 0-0 0. Totals: 40 13-25 98.
ETSU – Colclough 3 1-2 7, Cantrell 3 1-2 8, Louallen 11 5-8 27, Hopson 13 10-10 36, Bridges 2 0-1 4, Cooke 1 0-0 3, Lawson 1 0-0 2, Carter 0 0-0 0, Fryar 0 0-1 0. Totals: 34 17-24 87.
3-point goals – Appalachian State 5 (Gruca 3, Roberson, Yount); ETSU 2 (Cantrell, Cooke).
Halftime – Appalachian State 52, ETSU 43.

1992

at Johnson City, Tenn.

FIRST ROUND

Western Carolina 59, Marshall 58 (OT)
ETSU 96, Appalachian State 74

SEMIFINALS

Furman 83, ETSU 70
Chattanooga 84, Western Carolina 69

CHAMPIONSHIP

Chattanooga 84, Furman 66
CHATTANOOGA – Dowdell 6 3-5 15, Carroll 8 0-0 16, Brown 6 1-2 13, Barnett 3 3-3 11, Cameron 1 7-8 9, Childers 0 0-0 0, Alexander 0 0-0 0, Reynolds 2 4-4 8, Wooden 0 0-0 0, Curtis 1 0-0 2, Overcast 4 2-2 10. Totals: 31 20-24 84.
FURMAN – Rhynehardt 1 3-4 5, Armstrong 4 4-7 12, R. Brown 10 1-3 21, Jones 2 1-2 5, Stanley 5 0-0 14, Sims 1 0-0 3, Blackwell 0 0-0 0, Fails 0 0-0 0, Creamer 0 0-0 0, C. Brown 3 0-0 6, Levesque 0 0-0 0. Totals: 26 9-16 66.
3-point goals – Chattanooga 2 (Barnett 2); Furman 5 (Stanley 4, Sims).
Halftime – Chattanooga 45, Furman 31.

1993

at Johnson City, Tenn.

FIRST ROUND

Marshall 74, ETSU 55
Chattanooga 91, Western Carolina 66
Georgia Southern 66, Appalachian State 56

SEMIFINALS

Furman 74, Marshall 58
Georgia Southern 83, Chattanooga 73

CHAMPIONSHIP

Georgia Southern 76, Furman 73
GEORGIA SOUTHERN – Autrey 4 0-0 8, Dunn 3 0-0 7, Christmas 4 3-7 11, Johnson 4 6-8 14, G. Smith 2 0-1 4, Williams 0 0-0 0, Copeland 5 0-0 10, Primeaux 0 0-0 0, Anderson 6 0-0 15, McClelland 1 0-2 2, S. Smith 2 1-4 5. Totals: 31 10-22 76.
FURMAN – Armstrong 3 0-1 6, Creamer 6 2-5 14, R. Brown 7 3-5 17, Jones 1 7-8 9, Stanley 4 7-8 18, Sims 1 0-0 3, Wilson 0 0-0 0, C. Brown 3 0-0 6, Levesque 0 0-0 0. Totals: 25 19-27 73.
3-point goals – Georgia Southern 4 (Anderson 3, Dunn); Furman 4 (Stanley 3, Sims).
Halftime – Furman 40, Georgia Southern 35.

1994

at Greenville, S.C.

FIRST ROUND

Georgia Southern 71, Davidson 62
Appalachian State 77, Western Carolina 57
Furman 89, ETSU 75
Chattanooga 70, Marshall 56

SEMIFINALS

Georgia Southern 85, Chattanooga 72
Furman 77, Appalachian State 73

CHAMPIONSHIP

Georgia Southern 59, Furman 55
GEORGIA SOUTHERN – Autrey 7 2-7 16, Johnson 5 2-2 12, Tyson 0 0-0 0, Childers 2 0-0 6, Copeland 5 3-4 14, Primeaux 0 2-2 2, James 1 0-0 2, Anderson 2 1-2 6, Askew 0 1-2 1, Spake 0 0-0 0. Totals: 22 11-19 59.

SOCON TOURNAMENT RESULTS



FURMAN – Creamer 5 0-0 11, Levesque 3 0-0 6, Brown 7 5-9 19, Stanley 2 2-2 7, Jones 2 3-4 9, Sims 0 0-0 0, Nate Jackson 1 1-2 3, Natasha Jackson 0 0-1 0. Totals: 20 11-18 55.

3-point goals – Georgia Southern 4 (Childers 2, Copeland 1, Anderson 1); Furman 4 (Jones 2, Creamer 1, Stanley 1).

Halftime – Furman 25, Georgia Southern 16.

1995

FIRST ROUND

(at Johnson City, Tenn.)

ETSU 88, Davidson 70

(at Statesboro, Ga.)

Georgia Southern 95, Western Carolina 55

(at Greenville, S.C.)

Furman 48, Chattanooga 45

(at Boone, N.C.)

Appalachian State 90, Marshall 71

SEMIFINALS (at Asheville, N.C.)

ETSU 79, Appalachian State 69

Furman 74, Georgia Southern 61

CHAMPIONSHIP (at Asheville, N.C.)

Furman 88, ETSU 85

FURMAN – Creamer 12 0-1 24, Bristow 3 8-10 14, Levesque 0 0-0 0, Stanley 7 8-8 26, Sims 2 2-2 7, Fails 1 0-0 0, Naté Jackson 2 2-2 6, Natasha Jackson 2 0-2 4, Noethling 3 1-3 7. Totals: 31 21-28 88.

ETSU – Engle 9 4-6 24, Blocker 5 11-16 21, McClellan 5 1-2 11, Jones 4 3-4 13, Reed 4 3-5 12, Vaughan 0 0-0 0, DeGabrielle 0 0-0 0, Grainger 0 4-4 4. Totals: 27 26-37 85.

3-point goals – Furman 5 (Stanley 4, Sims 1); ETSU 5 (Engle 2, Jones 2, Reed 1).

Halftime – Furman 50, ETSU 39.

1996

FIRST ROUND

(at Boone, N.C.)

Appalachian State 92, ETSU 75

(at Huntington, W.Va.)

Marshall 83, Western Carolina 74

(at Statesboro, Ga.)

Georgia Southern 91, Furman 68

(at Davidson, N.C.)

Davidson 80, Chattanooga 51

SEMIFINALS (at Greensboro, N.C.)

Appalachian State 83, Davidson 68

Marshall 108, Georgia Southern 82

CHAMPIONSHIP (at Greensboro, N.C.)

Appalachian State 77, Marshall 75

APPALACHIAN STATE – Thompson 4 0-0 8, Artosalo 2 4-4 8, Hinton 13 0-2 26, Spencer 1 0-0 3, Davis 3 2-2 8, Rowe 0 2-2 2, Sims 0 0-0 0, Jones 2 0-0 4, Schoolfield 0 2-2 2, Karlqvist 3 4-5 12, Tate 2 0-0 4. Totals: 30 14-17 77.

MARSHALL – McCauley 3 2-2 10, Evans 1 2-3 4, Behnfeldt 4 2-2 12, Wine 7 4-7 20, Simmons 0 3-4 3, Lenhart 0 0-0 0, Sexton 3 4-6 10, Mason 7 2-2 16. Totals: 25 19-26 75.

3-point goals – Appalachian State 3 (Karlqvist 2, Spencer 1), Marshall 6 (McCauley 2, Behnfeldt 2, Wine 2).

Halftime – Marshall 38, Appalachian State 37.

1997

FIRST ROUND

(at Greenville, S.C.)

ETSU 64, Furman 62

(at Huntington, W.Va.)

Marshall 85, Western Carolina 77

(at Boone, N.C.)

Appalachian State 80, Chattanooga 62

(at Statesboro, Ga.)

Georgia Southern 73, Davidson 70

SEMIFINALS (at Greensboro, N.C.)

Georgia Southern 66, ETSU 63

Marshall 79, Appalachian State 74

CHAMPIONSHIP (at Greensboro, N.C.)

Marshall 77, Georgia Southern 69

MARSHALL – Simmons 5 7-8 19, McCauley 6 0-0 15, Rosko 4 2-3 12, Sexton 3 5-7 12, Behnfeldt 1 6-8 8, Mason 0 6-6 6, Fall 2 0-0 4, Lincoln 0 1-2 1, Lenhart 0 0-0 0, Byrd 0 0-1 0. Totals: 21 27-35 77

GEORGIA SOUTHERN – Rivers 7 3-5 18, Hall 4 5-10 13, Mitchell 4 2-2 10, Durrett 3 2-3 9, Askew 2 2-2 6, Trjeskal 2 0-0 5, Arnold 2 0-0 4, Toole 1 0-0 2, Whatley 1 0-0 2, Warren 0 0-0 0, Perry 0 0-2 0. Totals: 26 14-24 69.

3-point goals – Marshall 8 (McCauley 3, Simmons 2, Rosko 2, Sexton 1); Georgia Southern 3 (Rivers 1, Trjeskal 1, Durrett 1)

Halftime – 36 Marshall, 26 Georgia Southern.

1998

at Greensboro, N.C.

FIRST ROUND

Wofford 70, Chattanooga 57

SECOND ROUND

Georgia Southern 84, Wofford 57

Furman 85, ETSU 74

Davidson 79, Appalachian State 63

UNCG 86, Western Carolina 54

SEMIFINALS

Georgia Southern 80, Furman 60

UNCG 78, Davidson 75

CHAMPIONSHIP

UNCG 75, Georgia Southern 69

UNCG – Brediger 3 6-10 18, Viverette 3 4-13 18, Goodson 4 4-10 11, Gwaltney 0 2-4 10, Ochs 2 3-8 10, Smith 1 2-5 6, Lewis 0 1-2 2. Totals: 15 22-56 75

GEORGIA SOUTHERN – Hall 5 10-16 21, Krach 2 3-4 8, Mitchell 1 4-8 8, Trjeskal 2 2-9 8, Arnold 5 3-6 7, Durrett 4 3-8 6, Warren 0 3-4 6, Perry 3 1-5 3, Langley 0 0-0 2. Totals: 24 29-61 69

3-point goals – UNCG 4 (Viverette 2, Gwaltney 1, Ochs 1); Georgia Southern 5 (Krach 2, Trjeskal 2, Arnold 1)

Halftime – UNCG 24, Georgia Southern 32.

1999

at Greensboro, N.C.

FIRST ROUND

Wofford 73, Chattanooga 69

Western Carolina 67, College of Charleston 57

QUARTERFINALS

Davidson 62, Furman 56

UNCG 95, Wofford 58

ETSU 96, Western Carolina, 69

Appalachian State 86, Georgia Southern 82

SEMIFINALS

Davidson 92, UNCG 91

Appalachian State 77, ETSU 72

CHAMPIONSHIP

Appalachian State 78, Davidson 69

APPALACHIAN STATE – Schoolfield 9 6-6 24, Gagliano 6 8-8 20, Lettsome 5 0-0 10, Dolan 1 6-8 8, Edwards 1 3-5 5, Romano 0 5-6 5, Chappell 1 1-2 4, Hergerova 0 2-2 2. Totals: 23 31-39 78

DAVIDSON – KBrown 9 2-2 22, JBrown 5 1-2 13, O'Brien 5 1-2 12, Kamp 4 4-5 9, Magette 2 0-0 6, Uhernik 1 2-2 4, Schott 0 2-2 2, Taylor 0 1-2 1. Totals: 25 13-18 69

3-point goals – Appalachian St. 1 (Chappell); Davidson 6 (K. Brown 2, Magette 2, O'Brien 1, JBrown 1)

Halftime – Appalachian St. 35, Davidson 27.

2000

at Greenville, S.C.

FIRST ROUND

Wofford 66, Western Carolina 56

Davidson 71, College of Charleston 51

SECOND ROUND

UNCG 92, Appalachian State 75

Chattanooga 77, Wofford 46

Furman 73, Davidson 56

ETSU 82, Georgia Southern 73

SEMIFINALS

UNCG 73, Chattanooga 67

Furman 73, ETSU 61

CHAMPIONSHIP

Furman 68, UNCG 49

FURMAN – Hodges 4 0-0 8, Smith 5 3-3 13, Young 1 3-4 5, Charles 3 2-2 10, Scott 4 0-0 8, Bufford 0 0-0 0, Crutchfield 0 0-0 0, Shipp, 2 5-7 9, Moran 0 0-0 0, Wake 1 7-8 9. Totals: 23 20-24, 68

UNCG – Dodgen 4 4-4 12, DelCampo 2 0-2 5, Gwaltney 5 2-3 12, Foster 1 5-6 7, Smith 1 2-4 4, Murray 0 0-0 0, Hart 0 0-0 0, Armstrong 0 0-0 0, Reid 3 0-0 6, Goodson 1 0-0 3. Totals: 17 13-19 49

3-point goals – Furman 2 (Charles, 2); UNCG- 2 (DelCampo, Goodson)

Halftime – Furman 32, UNCG 29.

2001

at Greenville, S.C.

FIRST ROUND

Wofford 76, Davidson 62

Appalachian State 69, College of Charleston 55

QUARTERFINALS

Furman 77, Western Carolina 59

Chattanooga 77, Wofford 59

Georgia Southern 76, Appalachian State 72

UNCG 85, ETSU 53

SEMIFINALS

Chattanooga 72, Furman 56

UNCG 70, Georgia Southern 66

CHAMPIONSHIP

Chattanooga 64, UNCG 63

UNCG – Gwaltney 6-12 3-5 15; Foster 4-10 3-6 14; Dodgen 4-10 2-2 11; DelCampo 4-8 0-0 9; Reid 3-7 2-2 8; Murray 1-5 0-0 2; Lambert 1-2 0-0 2; Hart 1-3 0-0 2. Totals: 24-57 10-15 63.

CHATTANOOGA – Lewis 6-10 0-0 14; Wilson 6-10 2-2 14; Bullock 4-14 1-2 10; Dykes 4-6 2-5 10; Warfield 2-14 5-6 9; Irons 1-3 0-0 3; Rollins 1-6 0-0 2; Banks 0-3 2-2 2; Carmichael 0-2 0-0 0; Galloway 0-1 0-0 0. Totals 24-69 12-17 64.

3-point goals – UNCG 5-12 (Foster 3-5; DelCampo 1-3; Dodgen 1-2; Murray 0-1; Gwaltney 0-1), Chattanooga 4-23 (Lewis 2-4; Irons 1-2; Bullock 1-5; Warfield 0-6; Rollins 0-5; Carmichael 0-1).

Halftime – UNCG 33, Chattanooga 33.

2002

at Charleston, S.C.

FIRST ROUND

Appalachian State 64, Davidson 63

College of Charleston 85, ETSU 65

QUARTERFINALS

Wofford 73, Georgia Southern 63

Chattanooga 81, Appalachian State 64

UNCG 77, College of Charleston 51

Furman 72, Western Carolina 58

SEMIFINALS

Chattanooga 65, Wofford 61 (OT)

UNCG 71, Furman 62

CHAMPIONSHIP

Chattanooga 77, UNCG 69

UNCG – Lambert 6-8 2-3 15; Dodgen 7-12 0-0 14; Murray 6-10 0-0 13; Reid 4-7 0-0 8; Hart 2-4 3-4 7; Foster 2-7 0-0 5; Eaton 2-5 0-0 5; Williams 1-4 0-0 2. Totals: 30-57 5-7 69.

CHATTANOOGA – Warfield 7-16 3-4 20; Bullock 3-9 6-8 12; Wilson 5-9 2-2 12; McDivitt 1-3 9-10 11; Patton 3-4 2-4 8; Dykes 2-2 2-2 6; Irons 1-8 0-0 3; Rollins 1-2 0-0 3; Sermons 1-3 0-0 2. Totals: 24-56 24-30 77.

3-point goals – UNCG 4-9 (Lambert 1; Foster 1;

Murray 1; Eaton 1), Chattanooga 5-15 (Warfield 3; Rollins 1)

**2003
at Charleston, S.C.**

FIRST ROUND

College of Charleston 76, ETSU 60
Davidson 72, Wofford 70

QUARTERFINALS

Furman 65, UNCG 51
Chattanooga 75, College of Charleston 49
Davidson 62, Western Carolina 58
Georgia Southern 82, Appalachian State 71 (OT)

SEMIFINALS

Chattanooga 65, Furman 53
Georgia Southern 62, Davidson 57

CHAMPIONSHIP

Chattanooga 66, Georgia Southern 52
GEORGIA SOUTHERN – Lindsay 6-12 4-7 16; Lanier 3-10 2-2 8; Everett 4-13 0-0 8; Loiciano 2-9 0-0 5; Tiller 2-3 0-0 5; Benemon 2-7 0-0 4; Hill 1-10 2-2 4; Dubose 0-3 2-2 2; McCorkle 0-2 0-0 0; Spoon 0-1 0-0 0. Totals: 20-70 10-13 52.

CHATTANOOGA – Wilson 5-7 2-3 12; McDivitt 4-7 2-2 11; Warfield 3-12 4-5 11; Brown 3-4 3-4 11; Irons 3-8 0-0 6; Roberson 1-5 2-4 4; Galloway 1-6 2-3 4; Sermons 1-2 1-2 3; Patton 1-2 0-0 2. Totals: 22-53 18-25 66.

3-point goals – Georgia Southern 2-10 (Tiller 1, Loiciano 1; Chattanooga 4-12 (Brown 2, Warfield 1, McDivitt 1).

Halftime – Chattanooga 33, Georgia Southern 19.

**2004
at Charleston, S.C.**

FIRST ROUND

Georgia Southern 65, Appalachian State 58
College of Charleston 59, UNCG 50
Western Carolina 60, Wofford 38

QUARTERFINALS

Elon 84, ETSU 68
Chattanooga 73, Georgia Southern 50
Furman 77, College of Charleston 56
Western Carolina 66, Davidson 58

SEMIFINALS

Chattanooga 67, Elon 37
Western Carolina 75, Furman 66

CHAMPIONSHIP

Chattanooga 86, Western Carolina 68
WESTERN CAROLINA – Gardner 6-8 2-5 16; Hamm 4-12 3-4 11; Maleraite 3-5 1-1 9; Glass 2-9 3-5 8; Allen 3-9 0-0 8; Blackwell 2-5 2-2 6; Tanner 2-5 2-3 6; May 2-2 0-2 4. Totals: 24-55 13-22 68.

CHATTANOOGA – Roberson 8-14 4-8 20; Brown 6-12 2-2 16; Warfield 4-10 1-2 12; Sippel 5-10 0-0 10; McDivitt 2-4 3-3 9; Galloway 3-7 0-0 8; Patton 3-5 0-0 6; Mattison 1-4 3-3 5; Talley 0-1 0-0 0. Totals: 32-67 13-18 86.

3-point goals – Western Carolina 7-18 (Gardner 2; Maleraite 2; Allen 2; Glass 1); Chattanooga 9-18 (Warfield 3; Brown 2; Galloway 2; McDivitt 2).

Halftime – Chattanooga 43, Western Carolina 25.

**2005
at Chattanooga, Tenn.**

FIRST ROUND

ETSU 74, Appalachian State 64 (OT)
College of Charleston 69, Elon 39
Western Carolina 79, Wofford 62

QUARTERFINALS

Georgia Southern 55, UNCG 48
ETSU 55, Chattanooga 50
Davidson 68, College of Charleston 48
Western Carolina 66, Furman 56

SEMIFINALS

Georgia Southern 73, ETSU 71 (OT)
Western Carolina 59, Davidson 58



Chattanooga's Miranda Warfield was a part of four SoCon tournament championship teams from 2001-04, winning MVP honors in both 2002 and 2003.

CHAMPIONSHIP

Western Carolina 97, Georgia Southern 95 (2OT)

WESTERN CAROLINA – Gardner 15-19 13-15 45; Tanner 6-9 2-2 16; Maleraite 0-0 10; Keith 4-10 0-0 9; Glass 2-4 3-5 7; Dawson 0-7 4-4 4; May 1-7 1-2 3; Hardy 1-9 0-0 2; Pellom 0-1 1-2 1; Barnes 0-4 0-0 0; Johnson 0-1 0-0 0; Totals: 33-79 24-30 97.

GEORGIA SOUTHERN – Brown 11-17 1-2 27; Benemon 7-16 8-9 22; Dubose 4-9 4-6 14; Lee 3-8 2-2 8; Early 2-2 3-5 7; Tiller 2-5 0-0 6; Newton 2-4 2-4 6; Waterman 1-1 1-2 3; Atwood 1-9 0-0 2. Totals: 33-71 21-30 95.

3-point goals – Western Carolina 7-24 (Gardner 2, Maleraite 2, Tanner 2, Keith 1), Georgia Southern 8-19 (Brown 4, Tiller 2; Dubose 2.

Halftime – Georgia Southern 51, Western Carolina 46.

Regulation – Georgia Southern 81, Western Carolina 81.

First overtime – Georgia Southern 88, Western Carolina 88.

2006

FIRST ROUND (at Charleston, S.C.)

Furman 66, College of Charleston 63
Georgia Southern 77, Wofford 66

QUARTERFINALS (at Charleston, S.C.)

Western Carolina 80, Appalachian State 71
UNCG 68, Georgia Southern 56
Davidson 55, Elon 53

SEMIFINALS (at North Charleston, S.C.)

Chattanooga 77, Western Carolina 73
UNCG 69, Davidson 58

CHAMPIONSHIP (at North Charleston, S.C.)

Chattanooga 91, UNCG 79
UNCG – Otamiri 8 2-2 20, Latham 5 4-4 15, Chamberlain 2 1-2 5, Boone 7 3-5 17, Byrd 4 0-0 10,

Dixon 1 2-2 4, Jackson 1 0-0 3, Brooks 0 0-0 0, Ling 0 0-0 0, Grimsley 1 0-0 3, Current 0 0-0 0, Blair 1 0-0 2. Totals: 30 12-15 79.

CHATTANOOGA – Roberson 8 4-5 20, Anderson 5 5-6 16, Brown 3 4-7 12, Hall 3 4-4 12, Mattison 3 5-6 13, Hand 5 1-2 15, Spann 1 0-0 3. Totals: 28 23-30 91. 3-point goals – UNCG 7-23 (Otamiri 2, Byrd 2, Latham 1, Jackson 1, Grimsley 1). Chattanooga 12-25 (Anderson 5, Mattison 5, Roberson 4, Brown 4, Hall 4, Spann 1).

Halftime – Chattanooga 49, UNCG 35.

**2007
at North Charleston, S.C.**

FIRST ROUND

Furman 64, College of Charleston 59
Appalachian State 64, Elon 50

QUARTERFINALS

Chattanooga 84, Appalachian State 60
Western Carolina 79, Furman 50
Georgia Southern 81, UNCG 64
Davidson 71, Wofford 62

SEMIFINALS

Western Carolina 73, Georgia Southern 59
Chattanooga 80, Davidson 68

CHAMPIONSHIP

Chattanooga 84, Western Carolina 66

CHATTANOOGA – Spann 0 0-0 0, Anderson 13 4-5 30, Hatchett 0 0-0 0, Hall 6 3-4 18, Hand 3 6-6 15, Houts 0 0-0 0, Mohr 1 0-0 2, Wade-Fray 1 3-3 5, Ogan 0 0-0 0, Hollinquest 5 4-6 14. Totals: 29 20-24 84.

WESTERN CAROLINA – Lamitie 0 0-0 0, Johnson 2 0-0 4, Dawson 3 1-2 8, Keith 5 1-3 11, Powell 4 3-4 14, Swayne 0 0-0 0, Pellow 3 0-1 6, Johnson 6 0-0 14, May 0 0-0 0, Feemster 0 0-0 0, Eaton 4 1-2 9. Totals: 27 6-12 66.

3-point goals – Chattanooga 6-19 (Hall 3, Hand 3). Western Carolina 6-13 (Powell 3, Johnson 2, Dawson 1).

Halftime – Chattanooga 38, Western Carolina 36.

**2008
at North Charleston, S.C.**

FIRST ROUND

Wofford 57, Furman 50
UNCG 62, Appalachian State 44

QUARTERFINALS

Western Carolina 76, Wofford 61
Chattanooga 78, UNCG 33
College of Charleston 65, Georgia Southern 53
Elon 68, Davidson 49

SEMIFINALS

Chattanooga 68, College of Charleston 53
Western Carolina 72, Elon 68

CHAMPIONSHIP

Chattanooga 71, Western Carolina 59

WESTERN CAROLINA – Johnson 6-11 0-0 13; Pellom 6-14 0-0 12; Dawson 4-13 2-2 12; Clarke 3-6 2-2 9; Keith 3-5 2-5 8; Powell 1-4 0-0 3; Eaton 1-6 0-0 2; Feemster 0-2 0-0 0; Carroll 0-2 0-0 0; Swayne 0-2 0-0 0. Totals 24-65 6-9 59.

CHATTANOOGA – Anderson 11-17 3-4 25; Hall 7-12 6-7 22; Wade-Fray 1-9 5-8 8; Ogan 3-4 0-0 7; Hollinquest 2-5 0-2 4; Hand 1-4 1-2 3; Mason 0-5 2-2 2; Hatchett 0-1 0-0 0. Totals 25-57 17-25 71.

3-point goals – Western Carolina 5-16 (Dawson 2; Powell 1; Clarke 1; Johnson 1), Chattanooga 4-16 (Hall 2; Ogan 1; Wade-Fray 1).

Halftime – Chattanooga 33, Western Carolina 22.

**2009
at Chattanooga, Tenn.**

FIRST ROUND

Appalachian State 63, Furman 60
UNCG 83, Wofford 64
Elon 57, Georgia Southern 54

#SoConHoops

SOCON TOURNAMENT RESULTS



QUARTERFINALS

Samford 57, UNCG 48
Chattanooga 86, Appalachian State 53
Western Carolina 71, Elon 52
College of Charleston 65, Davidson 54

SEMIFINALS

College of Charleston 53, Chattanooga 51
Western Carolina 66, Samford 53

CHAMPIONSHIP

Western Carolina 101, College of Charleston 87 (3OT)

WESTERN CAROLINA – Johnson 6-13 8-11 21; Powell 5-9 6-8 19; Clarke 6-10 2-4 18; Feemster 6-11 3-3 15; Swayne 4-9 3-3 12; Eaton 3-6 3-6 9; Menendez 1-3 0-0 3; Jackson 1-3 0-0 2; Carroll 1-5 0-0 2. Totals 33-69 25-35 101.

COLLEGE OF CHARLESTON – Gerty 8-22 1-1 20; Hughes 8-20 0-1 19; Moye 8-13 2-2 18; Jones 6-11 2-3 14; E. Williams 3-6 1-2 9; N. Williams 2-9 0-0 5; Kotcella 1-7 0-0 2. Totals 36-88 6-9 87.

3-point goals – Western Carolina 10-19 (Clarke 4; Powell 3; Johnson 1; Swayne 1; Menendez 1), College of Charleston 9-22 (Hughes 3; Gerty 3; E. Williams 2; N. Williams 1)
Halftime – College of Charleston 37, Western Carolina 25.

Regulation – College of Charleston 70, Western Carolina 70.

First overtime – College of Charleston 76, Western Carolina 76.

Second overtime – College of Charleston 85, Western Carolina 85.

2010 at Charlotte, N.C.

FIRST ROUND

Elon 67, Wofford 53
UNCG 57, Western Carolina 55
Furman 73, Davidson 67

QUARTERFINALS

Samford 57, Elon 38
Chattanooga 82, UNCG 64
Georgia Southern 57, College of Charleston 56
Appalachian State 71, Furman 53

SEMIFINALS

Chattanooga 60, Georgia Southern 49
Samford 66, Appalachian State 53

CHAMPIONSHIP

Chattanooga 72, Samford 67

CHATTANOOGA – Hollinquest 4-8 14-14 22; Davis 6-12 0-0 16; Christopher 3-6 2-2 11; Wade-Fray 4-10 1-2 11; Townsend 2-5 1-2 6; Helton 2-2 2-3 6; Lambert 0-3 0-0 0. Totals 21-46 20-23 72.

SAMFORD – Hill 11-15 2-3 26; London 5-14 1-1 12; Maxwell 4-9 0-0 10; Dawson 3-7 0-0 7; Anderson 2-3 2-4 7; Wilderotter 1-4 0-0 3; Babineaux 1-3 0-0 2; Crow 0-2 0-0 0. Totals 27-57 5-8 67.

3-point goals – Samford 8-25 (Hill 2-3; Maxwell 2-5; Wilderotter 1-4; London 1-6; Dawson 1-3; Anderson 1-2; Crow 0-2), Chattanooga 10-26 (Davis 4-9; Christopher 3-5; Wade-Fray 2-5; Townsend 1-4; Lambert 0-3).
Halftime – Samford 38, Chattanooga 30.

2011 at Chattanooga, Tenn.

FIRST ROUND

Western Carolina 48, Georgia Southern 42
Davidson 69, College of Charleston 53
Wofford 69, UNCG 64

QUARTERFINALS

Samford 57, Western Carolina 48
Appalachian State 73, Davidson 63
Elon 69, Furman 62
Chattanooga 68, Wofford 58

SEMIFINALS

Appalachian State 72, Elon 48
Samford 68, Chattanooga 66 (OT)

CHAMPIONSHIP

Samford 57, Appalachian State 54

SAMFORD – Anderson 4-12, 2-2 14; Hill 4-6, 2-2 13; London 4-6, 3-4 12; Dawson 3-8, 0-1 9; Jack 2-4, 0-0 4; Ketcham 1-12, 1-1 3; Campbell 0-1, 2-2 2; Powers 0-1, 0-1 0; Babineaux 0-1, 0-0 0. Totals 18-51 10-13 57.

APPALACHIAN STATE – Dewart 6-12, 1-4 13; C. Freeman 6-15, 0-0 12; Sharkey 5-8, 0-0 10; A. Freeman 3-8, 2-2 8; Weldon 3-6, 0-0 6; Ramirez 2-8, 0-0 5; Edwards 0-1, 0-0 0. Totals 25-58, 3-6 54.

3-point goals – Samford 11-29 (Anderson 4-7; Hill 3-5; Dawson 3-8; London 1-3; Jack 0-1; Ketcham 0-5), Appalachian State 1-5 (Ramirez 1-3; A. Freeman 0-1; Dewart 0-1).

Halftime – Appalachian State 30, Samford 24.

2012 at Asheville, N.C.

FIRST ROUND

Wofford 64, College of Charleston 53
Western Carolina 61, Georgia Southern 56
Furman 63, UNCG 58

QUARTERFINALS

Davidson 69, Wofford 58
Samford 67, Elon 36
Appalachian State 61, Western Carolina 43
Chattanooga 60, Furman 38

SEMIFINALS

Samford 62, Davidson 51
Appalachian State 77, Chattanooga 52

CHAMPIONSHIP

Samford 54, Appalachian State 43

SAMFORD – Powers 5-5, 4-6 14; Martin 4-8, 2-2 11; Dawson 2-6 2-2 7; Ketchum 2-7 1-2 6; Campbell 2-5, 2-2 6; Reece 1-8, 1-2 4; Anderson 2-5, 0-0 4; Babineaux 1-1, 0-0 2; Schwantz 0-2, 0-0 0; Totals 19-47, 12-16 54

APPALACHIAN STATE – A. Freeman 4-17, 0-0 10; C. Freeman 4-8 1-2 10; Weldon 4-7 0-0 8; Mallow 1-6, 2-2 5; Edwards 2-3 0-0 4; Sydnor 2-9, 0-0 4; Sharkey 1-6, 0-0 2; Taylor 0-1, 0-0 0; Gary 0-5, 0-0 0; Totals 18-62, 3-4 43.

3-point goals – Samford 4-19 (Reece 1-3; Dawson 1-2; Ketcham 1-5; Martin 1-4, Campbell 0-1; Anderson 0-2; Schwantz 0-2), Appalachian State 4-16 (A. Freeman 2-8; C. Freeman 1-2; Mallow 1-3; Sharkey 0-1; Sydnor 0-1; Gary 0-1).
Halftime – Samford 23, Appalachian State 16.

2013 at Asheville, N.C.

FIRST ROUND

Georgia Southern 68, Western Carolina 51
UNCG 73, Furman 68
Samford 59, Wofford 56

QUARTERFINALS

Chattanooga 78, Georgia Southern 53
Appalachian State 74, College of Charleston 60
Davidson 70, UNCG 47
Elon 70, Samford 60

SEMIFINALS

Chattanooga 72, Appalachian State 67
Davidson 71, Elon 61

CHAMPIONSHIP

Chattanooga 64, Davidson 63

DAVIDSON – Murray 6-10 6-10 22; Aleksandravicius 8-11 2-2 18; Early 3-7 0-0 6; Davis 2-3 2-2 6; Chiemeka 1-5 2-2 5; Calin 1-1 0-0 2; Sitton 1-3 0-0 2; Dukes 0-1 2-2 2. Totals 22-41 14-18 63.

CHATTANOOGA – Hall 7-17 4-6 19; Dewart 6-17 3-5 15; Dupree 4-8 1-2 9; Christopher 3-9 0-0 7; Lambert 1-5 2-2 5; Jackson 2-4 0-0 4; Towns 1-4 0-0 3; Black 1-6 0-1 2. Totals 25-70 10-16 64.

3-point goals – Davidson 5-11 (Murray 4-5; Chiemeka 1-3; Early 0-3), Chattanooga 4-18 (Hall 1-3; Christopher 1-5; Lambert 1-2; Towns 1-3; Black 0-4; Jackson 0-1).

Halftime – Davidson 32, Chattanooga 25.

2014 at Asheville, N.C.

FIRST ROUND

Georgia Southern 75, Wofford 62
Western Carolina 77, UNCG 60

QUARTERFINALS

Chattanooga 66, Georgia Southern 57
Elon 59, Appalachian State 56
Western Carolina 75, Furman 70
Davidson 55, Samford 42

SEMIFINALS

Chattanooga 77, Elon 44
Davidson 74, Western Carolina 67

CHAMPIONSHIP

Chattanooga 71, Davidson 45

DAVIDSON – Murray 7-22 0-0 17; Dukes 5-9 4-6 14; Early 2-13 1-2 5; Piles 2-3 0-0 4; Center 1-2 1-2 3; Eriksson 1-4 0-0 2; McCabe 0-2 0-0 0. Totals 18-55 6-10 45

CHATTANOOGA – Black 9-13 2-4 22; Hall 5-11 0-0 12; Towns 3-4 2-2 10; Dupree 5-7 0-0 10; Jackson 2-3 1-2 5; Joyner 2-6 0-0 4; Downes 1-3 0-0 3; Shumpert 1-5 0-0 2; Dewart 1-2 0-0 2; Johnsons 0-1 1-2 1; Gilbert 0-1 0-0 0; Payne 0-4 0-0 0. Totals 29-60 6-11 71.

3-point goals – Davidson 3-13 (Murray 3-7; Early 0-5; McCabe 0-1), Chattanooga 7-14 (Black 2-2; Hall 2-2; Towns 2-2; Downes 1-2; Shumpert 0-3; Dewart 0-1; Payne 0-2).

Halftime – Chattanooga 35, Davidson 22.

2015 at Asheville, N.C.

QUARTERFINALS

Chattanooga 78, UNCG 44
Furman 65, Samford 54
ETSU 73, Western Carolina 53
Mercer 75, Wofford 54

SEMIFINALS

Chattanooga 68, Furman 55
ETSU 66, Mercer 55

CHAMPIONSHIP

Chattanooga 61, ETSU 56 (OT)

ETSU – Mitchell 9-16 0-0 19; Bridges 4-11 2-2 12; Clark 4-12 1-2 9; Bond 3-6 3-4 9; Tarter 3-13 1-2 7; Bowling 0-2 0-0 0; Christopher 0-3 0-0 0. Totals 23-63 7-10 56.

CHATTANOOGA – Shumpert 10-18 3-6 26; Gilbert 4-8 0-0 9; Towns 3-8 2-2 9; Johnson 3-4 1-2 8; Joyner 2-6 0-1 4; Bramblett 1-5 0-0 3; Payne 0-1 2-2 2. Totals 23-50 8-13 61.

3-point goals – ETSU 3-16 (Bridges 2-7; Mitchell 1-3; Bond 0-1; Tarter 0-3; Bowling 0-2), Chattanooga 7-16 (Shumpert 3-8; Gilbert 1-1; Johnson 1-1; Towns 1-3; Bramblett 1-3).

Halftime – Chattanooga 35, ETSU 19.
Regulation – Chattanooga 51, ETSU 51.

2016 at Asheville, N.C.

QUARTERFINALS

Mercer 75, UNCG 53
Furman 71, ETSU 68
Chattanooga 74, Western Carolina 56
Samford 63, Wofford 43

SEMIFINALS

Mercer 64, Furman 50
Chattanooga 49, Samford 41

CHAMPIONSHIP

Chattanooga 65, Mercer 57

CHATTANOOGA

Alford 6-14 3-6 17; K. Gilbert 5-9 5-5 16; Payne 2-5 6-8 12; Joyner 5-11 2-6 12; A. Gilbert 3-4 0-0 8; Johnson 0-2.

MERCER

Calloway 7-13 0-2 18; Means 7-15 1-2 15; Williams



SOCON TOURNAMENT RESULTS

3-6 2-6 8; Lawrence 3-12 2-2 8; Selph 1-4 2-2 4; Thompson 1-2 0-0 2; Broadway 1-2 0-0 2; Potts 0-1 0-0 0; Rosendal 0-3.
 3-point goals – Chattanooga 7-16 (Alford 2-7; Payne 2-4; A. Gilbert 2-2; K. Gilbert 1-1; Johnson 0-1; Joyner 0-1), Mercer 4-10 (Calloway 4-7; Rosendal 0-3).
 First quarter – Chattanooga 21, Mercer 13.
 Halftime – Chattanooga 33, Mercer 24.
 Third quarter – Chattanooga 51, Mercer 40.

2017
at Asheville, N.C.

QUARTERFINALS

Chattanooga 85, Western Carolina 41
 UNCG 68, Furman 63
 Mercer 67, Wofford 42
 Samford 67, ETSU 64

SEMIFINALS

Chattanooga 75, UNCG 53
 Mercer 63, Samford 52

CHAMPIONSHIP

Chattanooga 61, Mercer 59

MERCER

Calloway 9-19 0-0 25; Lawrence 8-22 4-5 22; Means 3-7 0-0 6; Selph 2-8 0-0 4; Williams 1-2 0-0 2; Rosendal 0-2 0-0 0; Thompson 0-2 0-0 0; Potts 0-3 0-0 0. Totals 23-65 4-5 59.

CHATTANOOGA

Joyner 6-9 4-5 17; Bouldin 6-12 0-0 13; Queen Alford 4-5 3-3 13; A. Gilbert 5-11 1-2 11; K. Gilbert 1-8 0-0 2; Shumpert 0-6 2-2 2; Davenport 0-0 2-3 2; Burks 0-0 1-2 1.

3-point goals – Mercer 9-21 (Calloway 7-14; Lawrence 2-6; Rosendal 0-1), Chattanooga 4-13 (Alford 2-3; Joyner 1-2; Bouldin 1-3; K. Gilbert 0-1; Shumpert 0-2; A. Gilbert 0-2).

First quarter – Chattanooga 15, Mercer 13.

Halftime – Mercer 32, Chattanooga 29.

Third quarter – Mercer 48, Chattanooga 38.

2018
at Asheville, N.C.

QUARTERFINALS

Mercer 75, Western Carolina 44
 Samford 59, Furman 58
 ETSU 78, Wofford 64
 UNCG 70, Chattanooga 66 (2OT)

SEMIFINALS

Mercer 81, Samford 44
 ETSU 54, UNCG 52

CHAMPIONSHIP

Mercer 68, ETSU 53

MERCER

Lawrence 10-18 6-8 29; Williams 5-10 4-4 14; Calloway 4-11 1-2 11; Thompson 3-4 3-4 9; Means 1-7 1-2 3; Potts 1-1 0-0 2.

ETSU

Haynes-Overton 6-13 0-0 12; Tarter 5-13 0-2 10; Tippis 3-4 4-4 10; Dean 2-6 1-2 5; Copney 2-7 0-0 5; Snowden 2-6 0-0 4; Schurr 1-1 1-2 4; Craig 1-2 1-2 3.
 3-point goals – Mercer 5-13 (Lawrence 3-6; Calloway 2-7), ETSU 2-18 (Schurr 1-1; Copney 1-6; Dean 0-1; Haynes-Overton 0-3; Tarter 0-6; Craig 0-1)

First quarter – Mercer 14, ETSU 14.

Halftime – Mercer 33, ETSU 23.

Third quarter – Mercer 54, ETSU 41.

2019
at Asheville, N.C.

QUARTERFINALS

Mercer 55, Western Carolina 32
 Wofford 75, ETSU 66
 Furman 67, Samford 52
 Chattanooga 72, UNCG 62



Mercer won its third Southern Conference tournament title in four years in 2021.

2021
at Asheville, N.C.

QUARTERFINALS

No. 8 ETSU 68, No. 2 Samford 61
 No. 4 Wofford 78, No. 5 UNCG 66
 No. 2 Mercer 76, No. 7 Western Carolina 67
 No. 6 Furman 58, No. 3 Chattanooga 40

SEMIFINALS

No. 4 Wofford 75, No. 8 ETSU 64
 No. 2 Mercer 81, No. 6 Furman 71

CHAMPIONSHIP

No. 2 Mercer 60, No. 4 Wofford 38

MERCER– Dougherty 9-21 1-1 19; Thayne 1-2 0-0 2; Neal-Tysor 7-16 0-0 16; Lewis 3-7 5-5 13; Titus 0-6 2-4 2; Harris 1-3 1-2 3; Boykin 1-2 0-0 2; Barkhoff 1-1 0-0 2; Votaw 0-1 1-2 1

WOFFORD – McDavid 1-5 0-2 2; Hatton 1-4 1-2 3; Lutz 2-6 0-0 5; Harris 1-5 1-4 3; Schultz 2-3 0-0 6; Matthews 4-15 1-2 9; Turner 1-4 0-2 3; Tomlin 0-0 1-2 1; Cook 0-4 2-2 2; Crawford 1-1 2-2 4

First quarter – Mercer 15, Wofford 12.

Halftime – Mercer 27, Wofford 18.

Third quarter – Mercer 49, Wofford 24.

2020
at Asheville, N.C.

QUARTERFINALS

No. 1 Samford 77, No. 8 Western Carolina 62
 No. 4 Furman 68, No. 5 Wofford 54
 No. 7 Mercer 63, No. 2 Chattanooga 55
 No. 3 UNCG 57, No. 6 ETSU 47

SEMIFINALS

No. 1 Samford 75, No. 4 Furman 45
 No. 3 UNCG 75, No. 7 Mercer 73 (OT)

CHAMPIONSHIP

No. 1 Samford 59, No. 3 UNCG 54

SAMFORD– Armstrong 9-15 0-0 20; Battle 5-8 1-2 12; Serup 1-7 1-2 4; Brown 6-13 0-0 14; Myers 4-8 0-3 9; Omar 0-1 0-0 0; Crozier 0-1 0-0 0; Hill 0-1 0-0 0; Carter 0-0 0-0 0; Fitzgerald 0-0 0-0 0 Totals 25-54 2-7 59.

UNCG – Twitty 1-7 5-6 7; Boyd 4-9 3-4 11; Pitchford 1-6 0-0 2; Crudup 2-8 0-0 5; Soliman 3-10 3-4 9; Willey 4-10 2-2 14; Powell 2-4 0-0 6. Totals 17-54 13-16 54.

First quarter – UNCG 14, Samford 9.

Halftime – Samford 25, UNCG 18.

Third quarter – UNCG, 40 Samford 39.

#SoConHoops

ALL-TOURNAMENT TEAMS



1984

Tina Chairs, Chattanooga (MVP)

1985

Valorie Whiteside, Appalachian State
Katie Beck, ETSU
Tammy Wiggins, Marshall
Regina Kirk, Chattanooga
Chris McClure, Chattanooga (MVP)

1986

Jane Dalton, Appalachian State
Katie Beck, ETSU
Karla May, Marshall
Karen Pelphrey, Marshall
Regina Kirk, Chattanooga (MVP)

1987

Valorie Whiteside, Appalachian State (MVP)
Katie Beck, ETSU
Kim Lewis, Marshall
Tammy Simms, Marshall
Jeanne Marvel, Western Carolina

1988

Jane Dalton, Appalachian State
Beth Laney, Appalachian State
Valorie Whiteside, Appalachian State (MVP)
Katie Beck, ETSU
Kim Lewis, Marshall
Regina Kirk, Chattanooga

1989

First Team

Beth Laney, Appalachian State
Terra Greene, Furman
Janice Rhynehardt, Furman (Co-MVP)
Nancy Smith, Chattanooga (Co-MVP)
Janet Stallings, Chattanooga

Second Team

Kim Johnson, Appalachian State
Stephanie Freeman, ETSU
Nancy Glass, Furman
Julie Copeland, Chattanooga
Tina Mayfield, Chattanooga
Patricia Powell, Chattanooga

1990

First Team

Glenda Cunningham, Appalachian State
Shannon Thomas, Appalachian State (MVP)
Natalie Cleckley, Furman
Terra Greene, Furman
Janice Rhynehardt, Furman

Second Team

Jimma Smith, Appalachian State
Nicole Hopson, ETSU
Mae Louallen, ETSU
Rushia Brown, Furman
Roxanne Williams, Western Carolina

1991

First Team

Karen Gruca, Appalachian State
Penny Roberson, Appalachian State
Shannon Thomas, Appalachian State
Nicole Hopson, ETSU (MVP)
Mae Louallen, ETSU

Second Team

Regina Ikard, Appalachian State
Mitzi Yount, Appalachian State
Natalie Cleckley, Furman
Kristi Huff, Marshall
Julie Copeland, Chattanooga

1992

First Team

DeShawne Blocker, ETSU
Karen Stanley, Furman
Kim Brown, Chattanooga (MVP)
Jan Cameron, Chattanooga
Lori Lyons, Western Carolina

Second Team

Kim Fryar, ETSU
Latoya Armstrong, Furman
Tammy Dowdell, Chattanooga
Regina Brown, Western Carolina
Rushia Brown, Western Carolina

1993

First Team

Rushia Brown, Furman
Kristi Creamer, Furman
Andrea Autrey, Georgia Southern
Janice Johnson, Georgia Southern (MVP)
Kim Brown, Chattanooga

Second Team

Karen Stanley, Furman
Tara Anderson, Georgia Southern
Jill Dunn, Georgia Southern
Jan Cameron, Chattanooga
Tammy Dowdell, Chattanooga

1994

First Team

Angela Crosby, Appalachian State
Rushia Brown, Furman (MVP)
Karen Stanley, Furman
Andrea Autrey, Georgia Southern
Janice Johnson, Georgia Southern



Wilma Simpson became the first College of Charleston player to earn a spot on the all-tournament team in 2003.

Second Team

Kristi Creamer, Furman
Tara Anderson, Georgia Southern
Beverley Copeland, Georgia Southern
Tammy Dowdell, Chattanooga
Deidra Hinton, Chattanooga

1995

First Team

Andreia Hinton, Appalachian State
DeShawne Blocker, ETSU (MVP)
Amy Engle, ETSU
Kristi Creamer, Furman
Karen Stanley, Furman

Second Team

Melissa Davis, Appalachian State
Justina McClellan, ETSU
Tonya Bristow, Furman
Andrea Autrey, Georgia Southern
Tara Anderson, Georgia Southern

1996

First Team

Melissa Davis, Appalachian State
Andreia Hinton, Appalachian State
Kristina Behnfeldt, Marshall
Cindy McCauley, Marshall
Stephanie Wine, Marshall (MVP)

Second Team

Karolina Karlqvist, Appalachian State
Shannon Spencer, Appalachian State
Amy Engle, ETSU
Telly Hall, Georgia Southern
Marysue James, Georgia Southern

1997

First Team

Leigh Jones, Appalachian State
Angie Fickes, ETSU
Tarsha Askew, Georgia Southern
Cindy McCauley, Marshall
Keri Simmons, Marshall (MVP)

Second Team

Merideth Thompson, Appalachian State
Jackie Smith, Furman
Telly Hall, Georgia Southern
Angelica Rivers, Georgia Southern
Kristina Behnfeldt, Marshall

1998

First Team

Jennifer O'Brien, Davidson
Haley Cook, Furman
Telly Hall, Georgia Southern (MVP)
Biz Brediger, UNCG
Melinda Goodson, UNCG

Second Team

Katy Kamp, Davidson
Rosie Arnold, Georgia Southern
Sharon Mitchell, Georgia Southern
Rebecca Viverette, UNCG
Meredith Denton, Wofford

1999

First Team

Jamie Gagliano, Appalachian State
Beth Schoolfield, Appalachian State (MVP)
Jamie Brown, Davidson

Kerry Brown, Davidson
Melinda Goodson, UNCG

Second Team

Tiffany Chappell, Appalachian State
Katy Kamp, Davidson
Jennifer O'Brien, Davidson
Angie Fickes, ETSU
Shawn Thompson, ETSU

2000

First Team

Jennifer O'Brien, Davidson
Kena Hodges, Furman
Jackie Smith, Furman
Brianna Dodgen, UNCG (MVP)
ChoRhonda Gwaltney, UNCG

Second Team

Angie Fickes, ETSU
Tara Charles, Furman
Torrie Scott, Furman
Samika Foster, UNCG
Damita Bullock, Chattanooga

2001

First Team

Natasha Lettsome, Appalachian State
ChoRhonda Gwaltney, UNCG (MVP)
Sharon Mitchell, Georgia Southern
Damita Bullock, Chattanooga
Tishay Lewis, Chattanooga

Second Team

Brianna Dodgen, UNCG
Samika Foster, UNCG
Sandi Reid, UNCG
Heather Dykes, Chattanooga
Jenny Nett, Wofford

2002

First Team

Brianna Dodgen, UNCG
Jacinda Lambert, UNCG
Damita Bullock, Chattanooga
Miranda Warfield, Chattanooga (MVP)
Jenny Nett, Wofford

Second Team

Mary Brock, Furman
Shawnica Hill, Georgia Southern
Sandi Reid, UNCG
Jennifer Wilson, Chattanooga
Natalie Walsh, Wofford

2003

First Team

Wilma Simpson, College of Charleston
Deshara Shealey, Furman
Shawnica Hill, Georgia Southern
Mimi Lindsey, Georgia Southern
Miranda Warfield, Chattanooga (MVP)
Jennifer Wilson, Chattanooga

Second Team

Tiffani Johnson, Appalachian State
Bethany Schott, Davidson
Jessica Everett, Georgia Southern
Tiffany Lanier, Georgia Southern
Heather McDivitt, Chattanooga
Ricaye Harris, Wofford



Tierra Bumbrey (above) and Kitara McMoore (not pictured) became the first Elon players to earn first-team all-tournament honors in 2008.

2004

First Team

Jennifer Gardner, Western Carolina
Tiffany Hamm, Western Carolina
Katasha Brown, Chattanooga (MVP)
Tiffani Roberson, Chattanooga
Miranda Warfield, Chattanooga

Second Team

Lisa Miller, Elon
Courtney Nyborg, Elon
Jen Nadalin, Furman
Katie Galloway, Chattanooga
Christy Blackwell, Western Carolina

2005

First Team

B.J. Banjo, ETSU
Dana Benemon, Georgia Southern
Tiffany Brown, Georgia Southern
Jennifer Gardner, Western Carolina (MVP)
Lori Tanner, Western Carolina

Second Team

Katie Hamilton, Davidson
Candace Gibson, ETSU
Lee Dubose, Georgia Southern
Chevon Keith, Western Carolina
Sigita Maleraite, Western Carolina

2006

First Team

Janell Crayton, Davidson
Kristen Boone, UNCG
Irene Otamiri, UNCG
Alex Anderson, Chattanooga
Tiffani Roberson, Chattanooga (MVP)

Second Team

KaLeah Latham, UNCG
Katasha Brown, Chattanooga
Brooke Hand, Chattanooga
Nicole Mattison, Chattanooga
Monique Dawson, Western Carolina

2007

First Team

Tiffany Brown, Georgia Southern
Alex Anderson, Chattanooga (MVP)
Brooke Hand, Chattanooga
Brooke Johnson, Western Carolina
Chevon Keith, Western Carolina

Second Team

Whitney Tossie, Appalachian State
Kristen Boone, UNCG
Laura Hall, Chattanooga
Shanara Hollinquest, Chattanooga
Ashley Pellom, Western Carolina

#SoConHoops

ALL-TOURNAMENT TEAMS



2008 First Team

Tierra Bumbrey, Elon
Kitara McMoore, Elon
Alex Anderson, Chattanooga (MVP)
Laura Hall, Chattanooga
Jessika Johnson, Western Carolina

Second Team

Nikki Williams, College of Charleston
Shanara Hollinquest, Chattanooga
Emily Clarke, Western Carolina
Ashley Pellom, Western Carolina
Liz Miller, Wofford

2009 First Team

Tonia Gerty, College of Charleston
Jade Hughes, College of Charleston
Deidra Jones, College of Charleston
Tagan Hatchett, Chattanooga
Brooke Johnson, Western Carolina (MVP)

Second Team

Brittany Mixon, Appalachian State
Courtney Medley, Elon
Chika Okoli, Samford
Jenaya Wade-Fray, Chattanooga
Emily Clarke, Western Carolina

2010 First Team

Savannah Hill, Samford
Emily London, Samford
Monica Maxwell, Samford
Kayla Christopher, Chattanooga
Shanara Hollinquest, Chattanooga (MVP)

Second Team

Anna Freeman, Appalachian State
Chakeitha Weldon, Appalachian State
Lakiah Hyson, UNCG
Michelle Davis, Chattanooga
Jenaya Wade-Fray, Chattanooga

2011 First Team

Ashlen Dewart, Appalachian State
Anna Freeman, Appalachian State
Kelsey Sharkey, Appalachian State
Savannah Hill, Samford (MVP)
Emily London, Samford

Second Team

Courtney Freeman, Appalachian State
Sophia Aleksandravicius, Davidson
Ali Ford, Elon
Kylie Lambert, Chattanooga
Mahagony Williams, Wofford

2012 First Team

Anna Freeman, Appalachian State
Maryah Sydnor, Appalachian State
Laura Murray, Davidson
Shelby Campbell, Samford (MVP)
Jazmine Martin, Samford

Second Team

Chakeitha Weldon, Appalachian State
Taylor Reece, Samford
Taylor Hall, Chattanooga

Kaila'Shea Menendez, Western Carolina
Morgan Wrightson, Wofford

2013 First Team

Raven Gary, Appalachian State
Sophia Aleksandravicius, Davidson
Laura Murray, Davidson
Ashlen Dewart, Chattanooga (MVP)
Taylor Hall, Chattanooga

Second Team

Anna Freeman, Appalachian State
Kelsey Evans, Elon
Meredyth Frye, Georgia Southern
Taylor Reece, Samford
Alex Black, Chattanooga

2014 First Team

Dakota Dukes, Davidson
Laura Murray, Davidson
Alex Black, Chattanooga
Taylor Hall, Chattanooga (MVP)
Justin Taylor, Western Carolina

Second Team

Kelsey Harris, Elon
Sarah Durdaller, Furman
Anna Claire Knight, Georgia Southern
Ashlen Dewart, Chattanooga
Rena Wakama, Western Carolina

2015 First Team

Destiny Mitchell, ETSU
Tianna Tarter, ETSU
Whitney Bunn, Furman
Jasmine Joyner, Chattanooga (MVP)
Chelsey Shumpert, Chattanooga

Second Team

Serena Clark, ETSU
Brittany Hodges, Furman
Precious Bridges, Mercer
Alicia Payne, Chattanooga
Ka'Vonne Towns, Chattanooga

2016 First Team

KeKe Calloway, Mercer
Sydni Means, Mercer
Queen Alford, Chattanooga
Jasmine Joyner, Chattanooga
Alicia Payne, Chattanooga (MVP)

Second Team

Whitney Bunn, Furman
Holli Wilkins, Furman
Kahlia Lawrence, Mercer
Kassidy Blevins, Samford
Keiana Gilbert, Chattanooga

2017 First Team

Tianna Tarter, ETSU
KeKe Calloway, Mercer
Kahlia Lawrence, Mercer
Sydni Means, Mercer
Jasmine Joyner, Chattanooga (MVP)

Second Team

Cierra Carter, Furman
Mangela Ngandjui, UNCG
Nadine Soliman, UNCG
Lakelyn Bouldin, Chattanooga
Chelsey Shumpert, Chattanooga

2018 First Team

Tianna Tarter, ETSU
Erica Haynes-Overton, ETSU
KeKe Calloway, Mercer
Kahlia Lawrence, Mercer (MVP)
Ije Ajemba, UNCG

Second Team

Sydni Means, Mercer
Amanda Thompson, Mercer
Brooke Burns, Chattanooga
Olivia Crozier, Samford
Hannah Nichols, Samford

2019 First Team

Tierra Hodges, Furman
Taylor Petty, Furman
KeKe Calloway, Mercer (MVP)
Amanda Thompson, Mercer
Shannon Titus, Mercer

Second Team

Lakelyn Bouldin, Chattanooga
Da'Ja Green, Wofford
Le'Jzae Davidson, Furman
Celena Taborn, Furman
Rachel Selph, Mercer

2020 First Team

Jaron Dougherty, Mercer
Aja Boyd, UNCG
Nadine Soliman, UNCG
Natalie Armstrong, Samford (MVP)
Paige Serup, Samford

Second Team

Tierra Hodges, Furman
Shannon Titus, Mercer
Te'ja Twitty, UNCG
Sarah Myers, Samford
Jewel Smalls, Western Carolina

2021 First Team

Jaron Dougherty, Mercer
Jada Lewis, Mercer
Amoria Neal-Tysor, Mercer (MVP)
Andrea Cournoyer, Samford
Lilly Hatton, Wofford

Second Team

Jakhya Davis, ETSU
Tierra Hodges, Furman
Celena Taborn, Furman
Shannon Titus, Mercer
Helen Matthews, Wofford

INDIVIDUAL

Game

Most points – 45, Jennifer Gardner (Western Carolina) vs. Georgia Southern, 2005

Most field goals made – 17, Katie Beck (ETSU) vs. Western Carolina, 1986

Most field goal attempts – 30, Regina Kirk (Chattanooga) vs. ETSU, 1988

Most 3-point field goals made – 7, Leigh Jones, (Appalachian State) vs. Marshall, 1997; Tierra Bumbrey (Elon) vs. Western Carolina, 2008; Whitney Bunn (Furman) vs. Samford, 2015; KeKe Calloway (Mercer) vs. Chattanooga, 2017

Most 3-point field-goal attempts – 16, Andrea Cournoyer (Samford) vs. ETSU, 2021

Most free throws made – 15, Melinda Goodson (UNCG) vs. Davidson, 1999


Most free-throw attempts – 22, Kim McInturff (Western Carolina) vs. Furman, 1987

Most rebounds – 22, Katie Beck (ETSU) vs. Chattanooga, 1988; Shannon Thomas (Appalachian State) vs. Chattanooga, 1990

Most assists – 15, Jan Cameron (Chattanooga) vs. Western Carolina, 1992

Most blocked shots – 8, Jasmine Joyner (Chattanooga) vs. Samford, 2016

Most steals – 8, Jennifer O'Brien (Davidson) vs. Furman, 1999, vs. College of Charleston, 2000; Shannon Spencer (Appalachian State) vs. Marshall, 1996; Shannon Thomas (Appalachian State) vs. Chattanooga, 1990



Western Carolina's Jennifer Gardner broke five SoCon tournament records in leading the Catamounts to the 2005 championship, including most points in a game (45) and most points in a tournament (106).

Tournament

Most points – 106, Jennifer Gardner (Western Carolina), 2005

Most field goals made – 33, Jennifer Gardner (Western Carolina), 2005

Most field-goal attempts – 57, Nicole Hopson (ETSU), 1991

Most 3-point field goals made – 12, Brooke Hand (Chattanooga), 2007; Michelle Davis (Chattanooga), 2010; KeKe Calloway (Mercer), 2017

Most 3-point field-goal attempts – 27, Tianna Tarter (ETSU), 2018

Most free throws made – 37, Jennifer Gardner (Western Carolina), 2005

Most free-throw attempts – 46, Jennifer Gardner (Western Carolina), 2005

Most rebounds – 43, Jennifer Gardner (Western Carolina), 2005

Most assists – 28, Ki-Ki Glass (Western Carolina), 2005

Most blocked shots – 14, Sophia Aleksandravicius (Davidson), 2013

Most steals – 15, Nancy Smith (Chattanooga), 1989; Jennifer O'Brien (Davidson), 2000

TEAM

Game

Most points – 108, Marshall vs. Georgia Southern, 1996

Most field goals made – 43, Appalachian State vs. Furman, 1988

Most field-goal attempts – 88, College of Charleston vs. Western Carolina, 2009

Most 3-point field goals made – 13, Appalachian State vs. Marshall, 1997; Chattanooga vs. UNCG, 2008

Most 3-point field-goal attempts – 33, Chattanooga vs. College of Charleston, 2009

Most free throws made – 31, ETSU vs. Furman, 1990; Appalachian State vs. Davidson, 1999

Most free-throw attempts – 42, Appalachian State vs. Marshall, 1995

Most rebounds – 61, Appalachian State vs. Marshall, 1995

Most assists – 29, Marshall vs. ETSU, 1987

Most blocked shots – 13, Chattanooga vs. UNCG, 2019

Most steals – 22, Furman vs. ETSU, 1992

Least points scored – 32, Western Carolina vs. Mercer, 2019

Tournament

Most points – 301, Western Carolina, 2005

Most field goals made – 105, Appalachian State, 1991; Western Carolina, 2005

Most field-goal attempts – 254, Western Carolina, 2005

Most 3-point field goals made – 31, Chattanooga, 2010

Most 3-point field-goal attempts – 70, ETSU, 2018

Most free throws made – 66, Western Carolina, 2005

Most free-throw attempts – 112, Appalachian State, 1996

Most rebounds – 173, Western Carolina, 2005

Most assists – 70, Western Carolina, 2005

Most blocked shots – 22, Mercer, 2019

Most steals – 38, ETSU, 2005

