

# 2022

S O U T H E R N C O N F E R E N C E



# FOOTBALL

M E D I A G U I D E

# 2021 SUPERLATIVES



**Quay Holmes, ETSU**  
Consensus All-American  
Walter Payton Award finalist  
SoCon Offensive POTY (coaches/media)



**Devonsha Maxwell, Chattanooga**  
Consensus All-American  
Buck Buchanan Award finalist  
SoCon Defensive POTY (coaches/media)



**Stone Snyder, VMI**  
All-American  
Buck Buchanan Award finalist  
SoCon Defensive POTY (media)



**Cole Strange, Chattanooga**  
Consensus All-American  
SoCon Jacobs Blocking Award  
NFL first-round pick



**Montrell Washington, Samford**  
Consensus All-American  
NFL fifth-round pick



**Liam Welch, Samford**  
Walter Payton Award finalist



**Andreas Keaton, Western Carolina**  
Jerry Rice Award finalist  
SoCon Freshman of the Year (coaches)



**Dominick Poole, The Citadel**  
Jerry Rice Award finalist  
SoCon Freshman of the Year (media)



**Randy Sanders, ETSU**  
Eddie Robinson Award finalist  
SoCon COTY (coaches/media)

# 2022 SOUTHERN CONFERENCE FOOTBALL



## 2022 Southern Conference Football Media Guide

### On the inside

<b>2022 composite schedule</b> .....	2
<b>2022 Southern Conference preseason honors</b> .....	3
<b>The Southern Conference</b>	
Southern Conference history .....	4-8
Southern Conference principles .....	9
Southern Conference Hall of Fame .....	10-11
Commissioner Jim Schaus .....	12
Southern Conference staff .....	13
Southern Conference media relations .....	14
<b>Southern Conference teams</b>	
The Citadel .....	16-23
ETSU .....	24-31
Furman .....	32-39
Mercer .....	40-47
Samford .....	48-55
Chattanooga .....	56-63
VMI .....	64-71
Western Carolina .....	72-79
Wofford .....	80-87
<b>2021 year-in-review</b>	
Final standings .....	88
Polls .....	89
Honors and awards .....	90-91
Individual leaders .....	92-93
Team statistics .....	94-95
Individual highs .....	96-97
Team highs .....	98
<b>Records and awards</b>	
All-time team records .....	99
Coaching records .....	100
NFL Draftees .....	101-104
NCAA statistics champions .....	105
Overtime history .....	106
Final national polls .....	107-110
Annual award winners .....	111-113
National and regional honors .....	114-115
All-Americans .....	116-117
All-conference selections .....	118-125
All-freshman selections .....	126-127
Players of the Week .....	128-134
Players of the Month .....	135
All-Academic selections .....	136-139
FBS wins .....	140
Individual records .....	141-153
Team records .....	154-156
Annual individual leaders .....	157-161
Annual team leaders .....	162-165
FCS playoff history .....	166-168
FCS national champions .....	169-172
FCS Playoff individual records .....	173
FCS Playoff team records .....	174
Pre-FCS history .....	175
Yearly standings .....	176-179
Southern Conference champions .....	180

### The Southern Conference

702 N. Pine Street  
Spartanburg, S.C. 29303

Phone: ..... 864-591-5100  
Fax: ..... 864-591-3448  
Website: ..... www.SoConSports.com

### Conference staff

**Jim Schaus** ..... Commissioner  
**Geoff Cabe** ..... Senior Associate Commissioner  
**Terri Brne** ..... Senior Associate Commissioner  
**Doug King** ..... Associate Commissioner for Compliance  
**Jason Yaman** ..... Associate Commissioner  
**Sean Diminick** ..... Associate Commissioner for Championships  
**Phil Perry** ..... Associate Commissioner for Media Relations  
**Paul Lollis** ..... Associate Commissioner for Video Productions  
**Kiersten Foust** ..... Director of Creative Services  
**Ralan Wardlaw** ..... Assistant Director of Media Relations  
**Laura Granger** ..... Executive Assistant to the Commissioner  
**Juan Soto** ..... Championships Assistant  
**Lanie Angel** ..... Media Relations Assistant  
**Perry Havener** ..... Coordinator of Officials



### Credits

**Editor:** Phil Perry  
**Design:** Phil Perry  
**Cover:** Kiersten Foust  
**Editorial Assistance:** Jason Yaman, John Iamarino and the SoCon football SIDs.



# COMPOSITE SCHEDULE

## Aug. 27 (Saturday)

Morehead State at Mercer, 7 p.m. ESPN+/3

## Sept. 1 (Thursday)

North Greenville at Furman, 7 p.m. ESPN+/3  
Kennesaw State at Samford, 7 p.m. ESPN+/3  
Mars Hill at ETSU, 7:30 p.m. ESPN+/3  
VMI at Wake Forest, 7:30 p.m. ACC Network

## Sept. 3 (Saturday)

Western Carolina at Charleston Southern, 12 p.m.  
The Citadel at Campbell, 6 p.m. ESPN+/3  
\*Wofford at Chattanooga, 6 p.m. ESPN+/3  
Mercer at Auburn, 7 p.m. ESPN+/SEC Network+

## Sept. 10 (Saturday)

Bucknell at VMI, 1:30 p.m. ESPN+/3  
Furman at Clemson, 3:30 p.m. ACC Network  
\*ETSU at The Citadel, 4 p.m. Nexstar/ESPN+/3  
Samford at Georgia, 4 p.m. SEC Network  
Elon at Wofford, 6 p.m. ESPN+/3  
Chattanooga at Eastern Illinois, 7 p.m.  
Western Carolina at Georgia Tech, 7 p.m. ESPN+/ACCNX

## Sept. 17 (Saturday)

Wofford at Virginia Tech, 11 a.m. ACC Network  
Cornell at VMI, 1:30 p.m. ESPN+/3  
Presbyterian at Western Carolina, 3:30 p.m. ESPN+/3  
\*The Citadel at Mercer, 6 p.m. Nexstar/ESPN+/3  
Chattanooga at North Alabama, 6 p.m.  
Samford at Tennessee Tech, 7 p.m.  
\*Furman at ETSU, 7:30 p.m. ESPN+/3

## Sept. 22 (Thursday)

Chattanooga at Illinois, 8:30 p.m. Big Ten Network

## Sept. 24 (Saturday)

ETSU at Robert Morris, 12 p.m.  
Furman at Charleston Southern, 12 p.m.  
\*Western Carolina at Samford, 3 p.m. ESPN+/3  
Mercer at Gardner-Webb, 6 p.m.  
Wofford at Kennesaw State, 6 p.m. ESPN+

## Oct. 1 (Saturday)

\*Mercer at Wofford, 1:30 p.m. Nexstar/ESPN+/3  
\*Samford at Furman, 2 p.m. ESPN+/3  
\*VMI at Western Carolina, 3:30 p.m. ESPN+/3  
\*Chattanooga at ETSU, 7:30 p.m. ESPN+/3  
The Citadel at App State, TBA

## Oct. 8 (Saturday)

\*Wofford at Samford, 1 p.m. ESPN+/3  
\*ETSU at VMI, 1:30 p.m. Nexstar/ESPN+/3  
\*Furman at The Citadel, 2 p.m. ESPN+/3  
\*Western Carolina at Mercer, 4 p.m. ESPN+/3

## Oct. 15 (Saturday)

\*The Citadel at Wofford, 1:30 p.m. ESPN+/3  
\*VMI at Chattanooga, 1:30 p.m. ESPN+/3  
\*Western Carolina at Furman, 2 p.m. Nexstar/ESPN+/3  
\*ETSU at Mercer, 4 p.m. ESPN+/3

## Oct. 22 (Saturday)

\*Furman at VMI, 1:30 p.m. ESPN+/3  
\*Mercer at Chattanooga, 1:30 p.m. ESPN+/3  
\*The Citadel at Western Carolina, 2 p.m. ESPN+/3  
\*Samford at ETSU, 3:30 p.m. Nexstar/ESPN+/3

## Oct. 29 (Saturday)

\*ETSU at Wofford, 1:30 p.m. ESPN+/3  
\*Mercer at VMI, 1:30 p.m. ESPN+/3  
\*Samford at The Citadel, 2 p.m. ESPN+/3  
\*Chattanooga at Furman, 2 p.m. Nexstar/ESPN+/3

## Nov. 5 (Saturday)

\*Chattanooga at The Citadel, 2 p.m. ESPN+/3  
\*Wofford at Western Carolina, 2 p.m. Nexstar/ESPN+/3  
\*VMI at Samford, 3 p.m. ESPN+/3

## Nov. 12 (Saturday)

\*Western Carolina at ETSU, 1 p.m. ESPN+/3  
\*Samford at Chattanooga, 1:30 p.m. ESPN+/3  
\*VMI at Wofford, 1:30 p.m. ESPN+/3  
Virginia-Lynchburg at The Citadel, 2 p.m. ESPN+/3  
\*Furman at Mercer, 3 p.m. ESPN+/3

## Nov. 19 (Saturday)

\*Wofford at Furman, 1 p.m. ESPN+/3  
\*Mercer at Samford, 1 p.m. ESPN+/3  
\*Chattanooga at Western Carolina, 1 p.m. ESPN+/3  
\*The Citadel at VMI, TBA ESPN+/3  
ETSU at Mississippi State, TBA ESPN+/SEC Network+

## Nov. 26-Jan. 7

NCAA Division I Football Championship

\* Southern Conference game  
All times Eastern



#SoConFB

# 2022 PRESEASON HONORS



## Offensive Player of the Year

Jacob Saylor, Sr., RB, ETSU

## Defensive Player of the Year

Devonnsha Maxwell, Sr., DL, Chattanooga

### First team offense

QB Tyler Riddell, R-So., ETSU  
 RB Jacob Saylor, Sr., ETSU  
 RB Ailym Ford, Jr., Chattanooga  
 OL Tavon Matthews, Jr., ETSU  
 OL Anderson Tomlin, R-Sr., Furman  
 OL Pearson Toomey, R-Jr., Furman  
 OL John Thomas, Jr., Mercer  
 OL McClendon Curtis, Sr., Chattanooga  
 OL Tyler Smith, R-Jr., Western Carolina  
 TE Ryan Miller, 5th, Furman  
 WR Will Huzzie, R-Jr., ETSU  
 WR Raphael Williams, R-So., Western Carolina

### First team defense

DL Jalen Porter, R-Jr., ETSU  
 DL Devonnsha Maxwell, Sr., Chattanooga  
 DL Jay Person, Jr., Chattanooga  
 DL Micheal Mason, Sr., DL, Wofford  
 LB Nathan East, Gr., Samford  
 LB Ty Boeck, Sr., Chattanooga  
 LB Stone Snyder, Sr., VMI  
 DB Destin Mack, Sr., The Citadel  
 DB Mike Price, R-Jr., ETSU  
 DB Travis Blackshear, R-Sr., Furman  
 DB Lance Wise, Jr., Mercer

### First team specialists

PK Tyler Keltner, Jr., ETSU  
 PK Jerry Rice, R-Jr., VMI  
 P Jack Culbreath, Jr., VMI  
 LS Robert Soderholm, R-Sr., VMI  
 RS Jacob Saylor, Sr., ETSU

### Second team offense

QB Seth Morgan, R-Jr., VMI  
 RB Dominic Roberto, R-Jr., Furman  
 RB TJ Jones, Sr., Western Carolina  
 OL Tereis Drayton, Jr., The Citadel  
 OL Joe Schreiber, R-Jr., ETSU  
 OL Fred Norman, R-So., ETSU  
 OL Gavin Orr, Gr., Samford  
 OL Colin Truett, Jr., Chattanooga  
 OL Jarvis Chandler, R-Jr., VMI  
 OL Al Hogan, 5th, Wofford  
 TE Aidan Twombly, Jr., VMI  
 WR Ty James, R-So., Mercer  
 WR Leroy Thomas, Sr., VMI

### Second team defense

DL Carson Hatchett, Jr., The Citadel  
 DL Cameron Coleman, R-Sr., Furman  
 DL Solomon Zubairu, Jr., Mercer  
 DL Eric Weaver, R-Sr., VMI  
 LB Marquise Blount, Sr., The Citadel  
 LB Isaac Dowling, So., Mercer  
 LB Kam Jones, Sr., Chattanooga  
 DB Alijah Huzzie, R-So., ETSU  
 DB CaMiron Smith, Sr., Chattanooga  
 DB Aljareek Malry, Sr., VMI  
 DB Andreas Keaton, So., Western Carolina

### Second team specialists

PK Richard McCollum, Jr., Western Carolina  
 P Trey Turk, So., Mercer  
 P Bradley Porcellato, Gr., Samford  
 LS Colin Springer, 5th, Wofford  
 RS Calvin Jones, So., Western Carolina

### Coaches Poll Team (1st-place votes)

Team (1st-place votes)	Total
1. Chattanooga (5)	60
2. ETSU (2)	54
3. Mercer (1)	53
4. Furman (1)	43
5. Western Carolina	38
6. Samford	26
7. VMI	23
8. The Citadel	14
9. Wofford	13

### Media Poll Team (1st-place votes)

Team (1st-place votes)	Total
1. Chattanooga (18)	256
t2. ETSU (7)	226
t2. Mercer (5)	226
4. Furman	175
5. Western Carolina	125
6. VMI	119
7. Samford	106
8. Wofford	60
9. The Citadel	57



**ETSU RUNNING BACK JACOB SAYLORS**



**CHATTANOOGA DEFENSIVE LINEMAN DEVONNSHA MAXWELL**



# SOUTHERN CONFERENCE HISTORY

The Southern Conference, which celebrated its 100th year in 2021, is a national leader in emphasizing the development of the student-athlete and in helping to build lifelong leaders and role models.

The Southern Conference has been on the forefront of innovation and originality in developing creative solutions to address issues facing intercollegiate athletics. From establishing the first postseason college basketball tournament (1921), to tackling the issue of freshman eligibility (1922), to developing women's championships (1984), to becoming the first conference to install the 3-point goal in basketball (1980), the Southern Conference has been a pioneer.

The Southern Conference is the nation's fifth-oldest NCAA Division I collegiate athletic association. Only the Big Ten (1896), the Missouri Valley (1907), the Pac-12 (1915) and the Southwestern Athletic (1920) conferences are older in terms of origination.

Academic excellence has been a major part of the Southern Conference's tradition. Hundreds of Southern Conference student-athletes have been recognized on CoSIDA Academic All-America and all-district teams. A total of 20 Rhodes Scholarship winners have been selected from conference institutions, most recently in 2012-13, when former Wofford volleyball player Rachel Woodlee earned the prestigious award.

The conference currently consists of 10 members in six states throughout the Southeast and sponsors 20 varsity sports and championships that produce participants for NCAA Division I Championships.

The Southern Conference offices are located in the historic Beaumont Mill in Spartanburg, South Carolina. A textile mill that was in operation from 1880 until 1999, Beaumont Mill was renovated in 2004 and today offers the league first-class meeting areas and offices as well as a spacious library for storage of the conference's historical documents.

### Membership history

On Feb. 25, 1921, representatives from 14 of the Southern Intercollegiate Athletic Association's (SIAA) 30 members met at Atlanta's Piedmont Hotel to establish the Southern Intercollegiate Conference. On hand at the inaugural meeting were officials from Alabama, Alabama Polytechnic Institute (Auburn), Clemson, Georgia, Georgia School of Technology (Georgia Tech), Kentucky, Maryland, Mississippi A&M (Mississippi State), North Carolina, North Carolina State, Tennessee, Virginia, Virginia Polytechnic Institute (Virginia Tech) and Washington & Lee.

Dr. S.V. Sanford of Georgia was chosen as acting chairman and N.W. Dougherty of Tennessee was named secretary. The decision to form a new athletic conference was motivated by the desire to have a workable number of conference games for each league member. With 30 schools in the SIAA by the early 1920s, it was impossible to play every school at least once during the regular season and many schools went several years between playing some conference members. In addition, in 1920, the SIAA voted down proposed rules that an athlete must be in a college a year before playing on its teams and refused to abolish a rule permitting athletes to play summer baseball for money.

Play began in the fall of 1921, and a year later, six more schools joined the fledgling league, including Tulane (which had attended the inaugural meeting but had elected not to join), Florida, Louisiana (LSU), Mississippi, South Carolina and Vanderbilt. VMI joined in 1923 and Duke was added in 1929.

By the 1930s, membership in the Southern Conference had reached 23 schools. C.P. "Sally" Miles of Virginia Tech, president of the Southern Conference, called the annual league meeting to order on Dec. 9, 1932, at the Farragut Hotel in Knoxville, Tennessee. There, it announced that 13 institutions west and south of the Appalachian Mountains were reorganizing as the Southeastern

Conference. Members of the new league included Alabama, Alabama Polytechnic Institute, Florida, Georgia, Georgia School of Technology, Kentucky, Louisiana, Mississippi, Mississippi A&M, University of the South, Tennessee, Tulane and Vanderbilt.

According to the minutes of the meeting, Georgia's Dr. Sanford stated that the division was made along geographical lines. Florida's Dr. J.J. Tigert, acting as spokesman for the withdrawing group, regretted the move but believed it was necessary as the Southern Conference had grown too large. The resignations were accepted, and the withdrawing schools formed the new league, which began play in 1933.

The Southern Conference continued with membership of 10 institutions, including Clemson, Duke, Maryland, North Carolina, North Carolina State, South Carolina, Virginia, VMI, Virginia Tech and Washington & Lee.

The second major shift occurred some 20 years later. By 1952, the Southern Conference included 17 colleges and universities. Another split occurred when seven schools – Clemson, Duke, Maryland, North Carolina, North Carolina State, South Carolina and Wake Forest – departed to form the Atlantic Coast Conference, which began play in 1953. The revamped Southern Conference included members The Citadel, Davidson, Furman, George Washington, Richmond, VMI, Virginia Tech, Washington & Lee, West Virginia and William & Mary.

A third major shift occurred in 2012-13, when five members announced their departures and three schools were added. College of Charleston announced its decision to leave for the Colonial Athletic Association following the 2012-13 season, while Appalachian State (Sun Belt), Davidson (Atlantic 10), Elon (Colonial) and Georgia Southern (Sun Belt) announced they would depart following the 2013-14 campaign. At the Southern Conference's 2013 spring meetings in Hilton Head Island, South Carolina, the league officially extended invitations to former members ETSU and VMI, as well as Mercer, to join the league for the 2014-15 academic year.

Today, the league continues to thrive with a membership that includes 10 institutions and a footprint that spans six states: Alabama, Georgia, North Carolina, South Carolina, Tennessee and Virginia. Current league members are The Citadel, ETSU, Furman, Mercer, UNCG, Samford, Chattanooga, VMI, Western Carolina and Wofford.

### Leadership

Jim Schaus began his tenure as the ninth commissioner in league history on July 1, 2019.

Schaus came to the SoCon after an 11-year run as the director of athletics at Ohio University, where he led the Bobcats to unprecedented levels of success in athletics and academics.

In his first year at the Southern Conference, Schaus spearheaded the creation of a new long-term strategic plan for the league and led the effort to partner with JMI Sports to serve as the SoCon's official multimedia rights holder. Schaus also negotiated the SoCon's entry into the Southeastern Conference's officiating consortiums for both men's basketball and football, moves that allow the member conferences to collaborate on all officiating matters related to recruitment, education and training, scheduling and evaluation of officials.

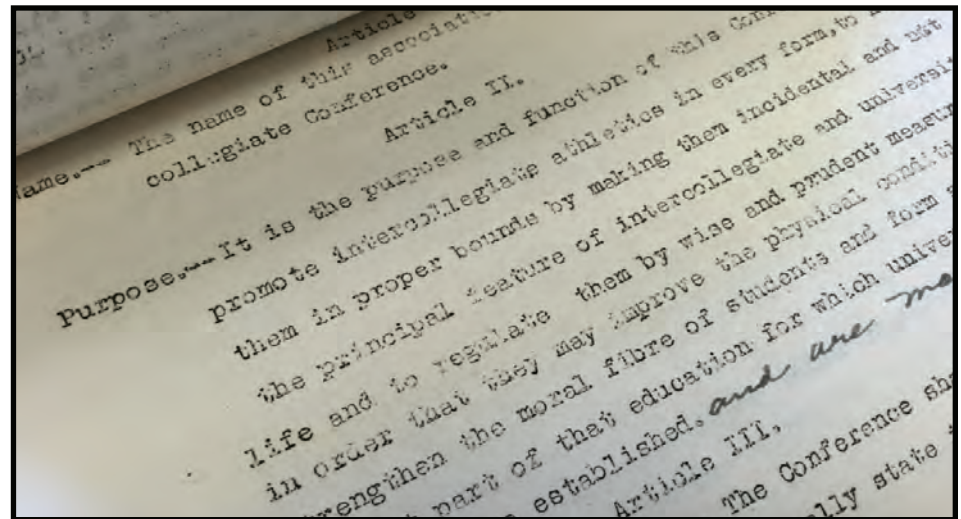
Also aimed at enhancing the league's men's basketball success, Schaus implemented a new right-size scheduling model designed to bolster the top teams' national profiles and put them in position for better seeding and potential at-large bids into the NCAA tournament. In addition, Schaus shepherded the league through its response to the COVID-19 pandemic and ensuing sport season cancellations and cost-cutting measures.

In Schaus's second year, the league began its year-long celebration of its first 100 years. It also successfully navigated the COVID pandemic, with every season playing to completion.

Schaus signed historic television contracts with ESPN and CBS Sports, guaranteeing the most linear national coverage the SoCon has ever had, and signed a contract extension to keep the league's basketball tournaments in Asheville, North Carolina, through 2026.

Schaus has a familial connection to the Southern Conference, as his father, former Los Angeles Lakers coach Fred Schaus, was the men's basketball coach at West Virginia from 1954-60, earning SoCon Coach of the Year honors four times in that six-year span and still ranking in the top 20 in career wins by a league coach.

Schaus replaced former commissioner John Iamarino, who concluded his 13-year tenure at the Southern Conference in the summer of 2019. Throughout his tenure, Iamarino promoted the Southern Conference through an ambitious agenda that improved championships, upgraded compliance related matters, launched the conference's Hall of Fame, created the SoCon Academic Exchange and increased the marketing and brand awareness of the conference and its member institutions. He also guided the league through membership changes



The original Southern Conference constitution, drawn up in 1921, is housed in the archives at the league office in Spartanburg, S.C.

#SoConFB

# SOUTHERN CONFERENCE HISTORY



The 2014 addition of VMI in Lexington, Va., extended the Southern Conference's reach to six states across the Southeast.

that ensured the Southern Conference's future viability and stability with the additions of ETSU, Mercer and VMI.

Iamarino spearheaded the effort to create the SoCon Digital Network, which was in operation from 2014-20, and the league-wide initiative to have all 10 member institutions producing broadcast-quality content. As the league prepared to celebrate its centennial, Iamarino authored his first book, "A Proud Athletic History: 100 Years of the Southern Conference."

The Southern Conference named its first commissioner in December 1950. Duke's Wallace Wade made the transition from Blue Devil football coach to athletics administration as the first person at the helm of the conference.

Lloyd Jordan replaced Wade as the commissioner in 1960 and served a 14-year term until Ken Germann became the league head in 1974. Germann was the commissioner for 13 years and orchestrated the league's expansion to include women's athletics. In 1987, he was succeeded by Dave Hart, who oversaw the transfer of the league office from Charlotte, North Carolina, to Asheville, North Carolina.

Wright Waters succeeded Hart upon his retirement in 1991. Under Waters' leadership, the Southern Conference expanded to 12 members, added three women's sports and posted record revenue from the basketball tournament. Waters was followed by Alfred B. White in 1998. White, a veteran member of the NCAA office, introduced the current conference logo and elevated the conference's commitment to marketing and development of corporate partners. Danny Morrison, who would go on to be president of the Carolina Panthers, headed the conference from 2001-05 and orchestrated the league's move from Asheville to Spartanburg. Under Morrison's leadership, the conference increased its marketing and promotional efforts.

## Championship history

Men's basketball was the first sport in which the conference held a championship. The league tournament is the nation's oldest, with the inaugural championship held in 1921 at Atlanta's City Auditorium and won by Kentucky. The tournament began Feb. 25, the same day that members of the Southern Intercollegiate Athletic Association met to

discuss forming the new league that would become the Southern Conference. The following year, North Carolina won the first tournament after the formation of the league.

Commissioner Germann spearheaded the Southern Conference's expansion to include women's athletics during the 1983-84 season. That year, league women's championships were held in volleyball, basketball and tennis. Cross country was introduced in 1985, outdoor track and field was added in 1987 and indoor track and field followed in 1988. The conference instituted golf and softball championships in the spring of 1994 and added soccer in the fall of that year.

The Germann Cup, named in honor of the former commissioner, annually recognizes the top women's athletics programs in the conference. From their humble beginnings, women's athletics have become an integral part of the Southern Conference and its success.

The Southern Conference declares champions in 10 men's sports – football, soccer, cross country, basketball, indoor track and field, outdoor track and field, wrestling, baseball, tennis and golf – and nine women's sports – soccer, volleyball, cross country, basketball, indoor track and field, outdoor track and field, tennis, golf and softball. Rifle is a mixed sport.

## Football

The Southern Conference has also excelled as the premier Football Championship Subdivision (FCS) conference. Former Southern Conference member Appalachian State won the three consecutive FCS titles from 2005-07, becoming the first team to do so. The league boasts more than 250 players who have garnered All-America recognition and numerous national player or coach of the year awards. The conference had at least one team in the top 10 of the final FCS poll for 28 consecutive years (1985-2012), with at least two teams finishing in the final poll in every season from 1982-2013. Mercer and VMI entered the FCS national rankings for the first time in program history in 2020-21, with the Keydets winning the league title for the first time since 1977 and making their first-ever appearance in the FCS playoffs. VMI and ETSU finished the season inside the national rankings, with the Bucs doing so for the second time in the last three seasons. ETSU would win its first outright SoCon title in 2021,

## SoCon members

- Alabama (1921-1932)
- Appalachian State (1971-2014)
- Auburn (1921-1932)
- College of Charleston (1998-2013)
- The Citadel (1936-present)**
- Clemson (1921-1953)
- Davidson (1936-1988, 1992-2014)
- Duke (1929-1953)
- East Carolina (1964-1977)
- ETSU (1978-2005, 2014-present)**
- Elon (2003-2014)
- Florida (1922-1932)
- Furman (1936-present)**
- George Washington (1941-1970)
- Georgia (1921-1932)
- Georgia Southern (1991-2014)
- Georgia Tech (1921-1932)
- Kentucky (1921-1932)
- Louisiana State (1922-1932)
- Marshall (1976-1997)
- Maryland (1921-1953)
- Mercer (2014-present)**
- Mississippi (1922-1932)
- Mississippi State (1921-1932)
- North Carolina (1921-1953)
- UNCG (1997-present)**
- NC State (1921-1953)
- Richmond (1936-1976)
- Samford (2008-present)**
- South Carolina (1922-1953)
- Tennessee (1921-1932)
- Chattanooga (1976-present)**
- Tulane (1922-1932)
- University of the South (1924-1932)
- Vanderbilt (1922-1932)
- Virginia (1921-1937)
- VMI (1923-2003, 2014-present)**
- Virginia Tech (1921-1965)
- Wake Forest (1936-1953)
- Washington & Lee (1921-1958)
- West Virginia (1950-1968)
- Western Carolina (1976-present)**
- William & Mary (1936-1977)
- Wofford (1997-present)**

**Bold indicates current SoCon member.**

earning the No. 7 seed in the NCAA Division I Football Championship and finishing inside the top 10 in the national rankings.

The Citadel, Samford, Chattanooga and Wofford each finished in the top 25 in 2016, giving the league four in the final poll for the first time since 2007.

The conference has placed multiple representatives in the FCS Playoffs in 31 of 38 seasons, with 16 championship game appearances and eight national titles. The Southern Conference has had at least one team reach the semifinals in 12 of the last 23 years and in 18 of the last 30 seasons.

In 2007, Appalachian State became the first FCS team to defeat a nationally ranked Football Bowl Subdivision (FBS) team, when the Mountaineers defeated No. 5 Michigan, 34-32, on Sept. 1 before a sellout crowd at Michigan Stadium. Georgia Southern, in its final game as a member of the Southern Conference, downed the SEC's Florida in Gainesville on Nov. 23, 2013. The league picked up two wins over FBS teams in 2015, with Furman downing UCF and The Citadel stunning South Carolina. The Bulldogs added another Power 5 conference win in 2019, taking down Georgia Tech in overtime, 27-24. ETSU opened its 2021 campaign with a 23-3 win at Vanderbilt.

Prior to the conference's reclassification in 1981, Southern Conference football teams appeared in a total of 36 bowl games, posting a record of 16-18-2. From 1925-30, league schools won five football national championships in a six-year span. There are



# SOUTHERN CONFERENCE HISTORY


more than 60 former Southern Conference players and coaches in the College Football Hall of Fame. One of the most recognizable of these names is former North Carolina running back Charlie "Choo Choo" Justice, who helped guide North Carolina to three bowl appearances. He was a first-team All-America selection and the Heisman Trophy runner-up in 1948 and 1949. In 1949, Justice earned first-team all-conference honors for the fourth consecutive season, becoming the first player in league history to achieve that feat. He was a member of the league's inaugural Hall of Fame Class in 2009.

Another of the league's football products that made it to the College Football Hall of Fame is Sam Huff of West Virginia. Huff was a three-year starter on both the offensive and defensive lines for the Mountaineers. In 1955, Huff earned first-team All-America honors on the field and was a first-team Academic All-American for his work in the classroom. He played 12 seasons in the National Football League for the New York Giants and the Washington Redskins. Also a member of the conference's first Hall of Fame class, he was a five-time All-Pro linebacker and is also a member of the Pro Football Hall of Fame.

Former Appalachian State coach Jerry Moore was enshrined in the College Football Hall of Fame in December 2014. The winningest coach in Appalachian State and Southern Conference history, Moore compiled a 215-87 record in his 24 seasons at Appalachian State (1989-2012), including 10 SoCon championships, 18 postseason appearances and an unprecedented three straight NCAA Division I FCS/IAA national titles (2005-07). He was the Eddie Robinson Award winner in 2006.

In 1999, Georgia Southern's Adrian Peterson captured the Walter Payton Award, presented annually to the Football Championship Subdivision's most outstanding offensive player. Peterson, a four-time All-American who finished his career as the NCAA Division I leader in rushing yards with 6,559, was inducted into the College Football Hall of Fame in December 2017.

Furman's Louis Ivory earned the Walter Payton Award in 2000, giving the SoCon consecutive winners, while Georgia Southern's Jayson Foster was presented with the 2007 trophy and Appalachian State quarterback Armani Edwards became the first two-time winner in Payton Award history, claiming the honors in 2008 and 2009 to make it three consecutive years a SoCon player took home the award.



*Former Chattanooga star Terrell Owens entered the Pro Football Hall of Fame in 2018. Owens returned to his alma mater to deliver his induction speech from the Mocs' McKenzie Arena.*

*He was inducted into the SoCon Hall of Fame in 2020.*

Record-breaking quarterback Devlin Hodges of Samford became the Southern Conference's most recent Walter Payton Award winner in 2018, when the senior was also named the FCS ADA Offensive Player of the Year. The consensus All-American, who led the FCS in passing yards and completion percentage that season, wrapped up his career with FCS records for passing yardage (14,584), pass attempts and completions.

The league saw a pair of former players enter the Pro Football Hall of Fame in 2018, as former Chattanooga standout Terrell Owens and Marshall star Randy Moss, who enjoyed a record-breaking freshman year in the SoCon, earned the nod.

Appalachian State's Dexter Coakley was a three-time all-conference selection and consensus All-American in 1994, '95 and '96 before going on to stardom with the Dallas Cowboys. Coakley won a pair of Buck Buchanan Awards, given to Football Championship

Subdivision's top defensive player each year.

In 2020-21, VMI coach Scott Wachenheim became the Southern Conference's fifth winner of the Eddie Robinson Award, joining The Citadel's Charlie Taaffe (1992), Georgia Southern's Paul Johnson (1998), Wofford's Mike Ayers (2003) and App State's Moore (2006).

Western Carolina's David Patten and Appalachian State's Matt Stevens were both members of the New England Patriots' Super Bowl champion team in 2002 and Patten also earned Super Bowl rings with the Patriots in 2004 and '05. Appalachian State's Daniel Kilgore appeared in Super Bowl XLVII for the San Francisco 49ers in 2013 and was a member of the Kansas City Chiefs' Super Bowl LV squad in 2021. Chattanooga's Keionta Davis was a member of the Patriots' organization for New England's appearance in Super Bowl LII in 2018, while Davis and Western Carolina's Keion Crossen were teammates for the Super Bowl LIII-winning Patriots in 2019. Former Samford safety Jaquiski Tartt played in Super Bowl LIV for the 49ers in 2020.


In the spring of 2022 Chattanooga offensive lineman Cole Strange was taken with the 29th overall pick in the NFL Draft, becoming the SoCon's first first-round pick since 1974. Samford wide receiver Montrell Washington was later drafted in the fifth round, marking the seventh time since 2010 that multiple league players have been selected in the same draft.

## Basketball

The 2020 edition of the conference tournament was the 100th in league history. Top-seeded ETSU downed Wofford 72-58 in the historic title game.

Not only was the Southern Conference tournament the first of its kind, but the league also helped change the face of college basketball. In 1980, the league began a season-long experiment with a 22-foot 3-point field goal with the approval of the NCAA Rules Committee. Ronnie Carr of Western Carolina made the first 3-point field goal in college basketball history in a game against Middle Tennessee State on Nov. 29, 1980.

Another college basketball tradition that originated in the Southern Conference is the traditional cutting of the nets by the winning team in important tournaments. According to USA Today, the practice of net-cutting originated in 1947 with NC State head coach Everett Case. As a first-year head coach,



*The Atlanta Memorial Auditorium was the site for the first Southern Conference Basketball Championship in 1921. The SoCon basketball tournament is the longest-running of its kind in college basketball history.*

#SoConFB



Case led the Wolfpack to the Southern Conference tournament title. Case celebrated by claiming the nets as souvenirs to commemorate the event. Basketball coaching legend Red Auerbach gave credit to former George Washington coach Bill Reinhart, who coached in the conference for nearly 30 years, as one of the originators of the modern fast break.

West Virginia's 10 tournament championships rank as the second-most in league history behind Davidson's 12. The Mountaineers were led by the incomparable Jerry West from 1958 through 1960. West, a two-time All-America selection, spurred West Virginia to the Final Four in 1959. The Mountaineers lost in the championship game that season to California, 71-70, but West earned Final Four Most Valuable Player honors. West was a three-time Southern Conference tournament MVP, a two-time league regular-season MVP, and was twice named the conference's Athlete of the Year. He went on to a spectacular career with the Los Angeles Lakers of the National Basketball Association and was inducted into the Naismith Memorial Basketball Hall of Fame in 1979. A 14-time NBA All-Star while with the Lakers, it is West whose silhouette comprises the NBA's globally recognized logo.

Frank Selvy set the NCAA record for points in a game while at Furman. On Feb. 13, 1954, the senior scored 100 points in a game against Newberry, a record that still stands. Selvy was the Southern Conference Most Valuable Player in 1953 and 1954 and the league's Athlete of the Year in 1954. He went on to a 10-year career in the NBA. Selvy and his former Lakers teammate West were both enshrined in the league's Hall of Fame in 2009.

Rod Hundley was another West Virginia star during the 1950s. "Hot Rod" made a name for himself as one of the most spectacular players to tour the league during his era. Hundley averaged 24.5 points per game in his three seasons as a Mountaineer and was an all-conference and all-tournament performer in each of those three years. After being named the Southern Conference Most Valuable Player and Athlete of the Year as a senior in 1957, he was the first player selected in the NBA Draft that year and enjoyed a six-year career in that league. He was inducted into the SoCon Hall of Fame in 2010. Rod Thorn was yet another Mountaineer to earn inclusion in the SoCon Hall of Fame, as he was inducted in 2020. A two-time league athlete of the year, Thorn was the No. 2 selection in the 1963 NBA Draft, enjoying an eight-year playing career before transitioning to coaching and then the front office. He was elected to the Naismith Memorial Basketball Hall of Fame as an executive and a contributor in 2018.

ETSU's Keith "Mister" Jennings made his mark on the college basketball world in the early 1990s. Despite standing less than 6 feet tall, Jennings was a two-time all-conference choice and the league's Player of the Year and Athlete of the Year in 1991. Jennings played with the Golden State Warriors of the NBA and was inducted into the SoCon Hall of Fame in 2016.

Besides West Virginia's team in 1959, the Southern Conference has been represented in the Final Four on two other occasions. North Carolina advanced to the NCAA championship game in 1943 before falling 43-40 to Oklahoma State. NC State finished third in the tournament in 1950.

Davidson continued the record of success by advancing to the NCAA tournament's Elite Eight in 2008 as coach Bob McKillop's Wildcats came within a basket of making the Final Four behind the play of sophomore guard Stephen Curry. Curry, a two-time SoCon Male Athlete of the Year winner, led the nation in scoring as a junior at 28.6 points per game and has gone on to star for the NBA's Golden State Warriors, earning league MVP honors twice and leading the Warriors to NBA titles in 2015, 2017, 2018 and 2022, earning unanimous NBA Finals MVP honors in 2022. He was also inducted into the SoCon Hall of Fame in 2016.

The Southern Conference was back in the national spotlight in 2018-19, with Furman and Wofford both spending time in the national rankings to give the league multiple ranked teams in the same season for the first time since 1960. Both squads earned their first-ever rankings from the Associated Press that season, with the Terriers riding a 20-game winning streak into the NCAA tournament before picking up a first-round win over Seton Hall, their first in school history in NCAA postseason play. Wofford's Fletcher Magee would set the NCAA Division I career record for 3-pointers made in that first-round win, finishing his career with 509.

In 2019-20, ETSU would go 30-4 overall en route to SoCon regular-season and tournament titles, becoming just the fourth team in league history to reach the 30-win plateau. The Bucs joined the 1945-46 North Carolina (30-5), 1950-51 NC State (30-7) and 2018-19 Wofford (30-5) squads in the exclusive club.

The league's ascent continued in 2020-21, as SoCon squads combined to finish ninth in the RPI and 10th in the NET Rankings. Six of the conference's 10 squads were ranked in the CollegelInsider.com Mid-Major Top 25 for at least three weeks of the season.

Women's basketball competition began in the Southern Conference in 1983-84 with seven teams. In the sport's history, eight schools have won the league's tournament at least once, with Chattanooga winning 18 and Appalachian State owning six titles. UNCG won the 1998 tournament as head coach Lynne Agee – who in 2020 became the first UNCG representative in the SoCon Hall of Fame – became the first coach to take a team to the NCAA tournament in all three divisions. In 2001, Chattanooga head coach Wes Moore – who would go on to be named the WBCA National Coach of the Year in 2021 as the head coach at NC State – became the first coach in NCAA history to take three different teams to the NCAA tournament in all three divisions. After Moore's departure to helm the Wolfpack following the 2012-13 season, Chattanooga hired coach Jim Foster, who was inducted into the Women's Basketball Hall of Fame in June 2013.

Since 1984, 10 different teams have claimed at least a share of the regular-season crown. Chattanooga has the most overall titles with 22, nine of them shared. Chattanooga also owns the most outright championships with 13. Mercer won its fourth SoCon tournament title in five seasons in 2022.

In 2018, Mercer guard Kahlia Lawrence became the only player in SoCon history to win the Player of the Year award three times. Only six others have done it twice: ETSU's DeShawne Blocker (1993 and 1995), Furman's Jackie Smith (1998 and 1999), Chattanooga's Damita Bullock (2000 and 2001), Alex Anderson (2007 and 2008) and Shanara Hollinquest (2009 and 2010) and Davidson's Sophia Aleksandravicius (2012 and 2013).

### Other sports

In baseball, Wake Forest advanced to the championship game of the NCAA College World Series in 1949. The Citadel made history in 1990 by becoming the first military school to make an appearance at the College World Series. The Bulldogs were joined that season at the College World Series by future conference member Georgia Southern.

One of the Southern Conference's more famous baseball alums is Duke's Dick Groat. The Blue Devil shortstop, who was also a basketball standout, was the conference's Athlete of the Year in 1951 and 1952. He went on to a 14-year career in the major leagues and was named the National League MVP in 1960 after leading the league with a .325 batting average for the World Series champion Pittsburgh Pirates.

Among Southern Conference alums to grace Major League Baseball fields have been Atlee Hammaker (ETSU), Jeff Montgomery (Marshall), Mike Ramsey (Appalachian State) and Wayne Tolleson (Western Carolina). Other SoCon players to go on to play in

the major leagues include third baseman Dallas McPherson (The Citadel), who played for the Anaheim/Los Angeles Angels, the Florida Marlins and the Chicago White Sox; pitchers Britt Reames (The Citadel) and Ryan Glynn (VMI), who both pitched with the Oakland A's in 2005; Furman's Tom Mastny, a pitcher with the Cleveland Indians (2007); College of Charleston's Graham Godfrey, who pitched for Oakland in 2011 and 2012; Georgia Southern's Everett Teaford, a pitcher with Kansas City from 2011-13; The Citadel's Chris McGuinness, who made his MLB debut with the Texas Rangers in 2013; and Western Carolina's Jared Burton, who played for Cincinnati and Minnesota in a career that spanned seven years (2007-14). The Catamounts' Tyler White, who made his MLB debut with the Houston Astros in April 2016, earned a World Series ring in 2017.

Several other SoCon alumni have played in the majors in the last decade, including College of Charleston's Brett Gardner, who earned a World Series ring with the New York Yankees in 2009, and Michael Kohn (Atlanta Braves); The Citadel's Asher Wojciechowski (Houston Astros); Western Carolina right-handed pitcher Greg Holland, a three-time All-Star who helped the Kansas City Royals to the 2014 AL pennant and their first World Series appearance since 1985, saving Game 3; and Wofford's John Cornely, who debuted with the Atlanta Braves in April 2015. Three SoCon alums made their debuts in 2017: Samford's Phillip Ervin with the Cincinnati Reds, UNCG's Max Povse with the Seattle Mariners and Elon's John Brebbia with the St. Louis Cardinals. Former UNCG pitcher Andrew Wantz was called up by the Los Angeles Angels in July 2021 and former Citadel pitcher JP Sears made his debut for the New York Yankees in 2022. Two former VMI Keydets that played in the SoCon also made their MLB debuts in 2022, with Josh Winder (Minnesota Twins) and Nathan Eaton (Kansas City Royals) seeing action.

In the summer of 2016, Mercer's Kyle Lewis made league history, becoming the highest-ever SoCon draft pick when he was selected 11th overall by the Seattle Mariners in the MLB First-Year Player Draft. The SoCon's first Golden Spikes Award winner, Lewis was a starter for the All-Star Futures Game in 2018 and made his major league debut on Sept. 10, 2019, with a home run off Trevor Bauer of the Cincinnati Reds. He would go on to be the unanimous winner of the American League Rookie of the Year award in 2020, claiming all 30 first-place votes from the Baseball Writers' Association of America.

Legendary golfer Arnold Palmer competed under the Southern Conference banner as a collegian at Wake Forest. He took medalist honors at the Southern Conference tournament in 1948 and 1949 and was the tournament's runner-up in 1950. Palmer was the medalist at the NCAA Golf Championships in 1949 and 1950. He went on to become one of the most accomplished golfers to play on the professional tour. Palmer won 62 tournaments while competing on the PGA Tour and added 10 more victories as a member of the Senior PGA Tour. A member of the SoCon Hall of Fame, he won eight major championships – four Masters, two British Opens, one U.S. Open and one U.S. Amateur.

Chattanooga's Stephen Jaeger was the 2012 champion at the NCAA Bowling Green Regional and has played in a pair of U.S. Opens, in 2015 and 2017. Chattanooga's Steven Fox won the U.S. Amateur in 2012, going on to play in the 2013 Masters, U.S. Open and Arnold Palmer Invitational, among other PGA Tour events. ETSU's Adrian Meronk represented Europe in the Palmer Cup in 2015 and 2016, becoming the first Polish player to do so, and helped the European side to the title in 2016. He would go on to be the first Polish men's golfer in Olympic history at the 2020 Tokyo Games and in the summer of 2022, became the first Polish player to win on the DP Tour (formerly known as the European Tour) when he claimed the Irish Open. Wofford alum William McGirt won the Memorial Tournament in June 2016 for his first PGA Tour win, while Western Carolina's J.T. Poston, a two-time SoCon medalist

and now a PGA TOUR member, made his major debut at the U.S. Open in June 2017 and won his first professional tournament in 2019, claiming the Wyndham Championship. He would add the John Deere Classic in 2022, fittingly winning the same day that Meronk won the Irish Open. Poston and Meronk overlapped in the SoCon for one year, with Poston topping Meronk in a playoff for the SoCon Championship individual title in 2015.

Furman golfer Dottie Pepper was named the Southern Conference Women's Athlete of the Decade in the 1980s and was honored as part of the league's 25th anniversary of women's championships celebration in 2007-08. The Paladins' Brandi Jackson won the NCAA Women's Golf East Regional in the spring of 2003, and Furman's Natalie Srinivasan was named the WGCA PING National Player of the Year and won the ANNIKA Award and the inaugural Juli Inkster Senior Award in 2020. Chattanooga women's golf alumna Christine Wolf represented her native Austria at the Tokyo Olympics. Furman's Anna Morgan earned All-America honors in 2022, finishing ninth at the NCAA Championship and competing at the Augusta National Women's Amateur and in the Arnold Palmer Cup.

In track and field, Appalachian State's Mary Jayne Harrelson won NCAA outdoor titles in the 1,500-meter run in 1999 and 2001, while UNCG's Paul Chelimo posted runner-up finishes in the outdoor 5,000 meters in 2012 and 2013. Chelimo won a silver medal for the United States in the 5,000 meters at the Olympic Games in Rio in the summer of 2016 and competed in the event again at the Tokyo Olympics. Samford's Karisa Nelson made history in March 2017, becoming the Bulldogs' first Division I national champion when she won the mile run at the NCAA indoor championships.

#### Coaches and administrators

The Southern Conference has also been a breeding ground for some of college athletics' most recognized coaches and administrators.

Legendary basketball coaches Adolph Rupp of Kentucky and Everett Case of NC State both worked the sidelines in the Southern Conference. Rupp guided the Wildcats to a 30-5 mark during the



*Appalachian State's Mary Jayne Harrelson was the NCAA champion in the 1,500 meters in 1999 and 2001. She was inducted into the SoCon Hall of Fame in 2010.*

1931 and 1932 seasons. Yet, for all his coaching accomplishments, Rupp never led Kentucky to a Southern Conference tournament championship. Case mentored the Wolfpack to six consecutive Southern Conference tournament championships from 1947 through 1952.

West Virginia's Fred Schaus, who was named the Southern Conference Coach of the Year four times from 1954-60 and led the Mountaineers to SoCon tournament titles in all six seasons, would go on to be the first head coach of the Los Angeles Lakers after the team relocated from Minneapolis.

Lefty Driesell coached Davidson to Southern Conference tournament championships in 1966, 1968 and 1969. Driesell also won the league's Coach of the Year award four straight times from 1963-66. Former Georgia Tech coach Bobby Cremins earned league Coach of the Year honors three times in the late '70s and early '80s while at Appalachian State and again in 2010-11 as the head coach at the College of Charleston.

Terry Holland saw his basketball coaching career take off at Davidson when he returned to his alma mater in 1970. Holland was honored as the Southern Conference Coach of the Year for three consecutive seasons from 1970-72 and led the Wildcats to the conference tournament title and an appearance in the NCAA tournament in 1970. J. Dallas Shirley, a member of the Basketball Hall of Fame, spent 21 years as the assistant to the commissioner and supervisor of officials in the Southern Conference. He also served as president of the International Association of Basketball Officials and the United States Olympic Basketball Committee.

The legendary Paul "Bear" Bryant got his coaching start in the Southern Conference as he guided the Maryland Terrapins in 1945. Another famous Southern Conference football coach is the late Frank Howard of Clemson, who guided the Tigers as a league member from 1940-52. The incomparable Howard won 69 Southern Conference games.

Bobby Ross, who piloted the San Diego Chargers to the 1996 Super Bowl, was the head coach at the Citadel from 1973-77. Former Buffalo Bills head coach Marv Levy, who coached the Bills in four Super Bowls, directed former league member William & Mary from 1964-68 and was succeeded there by Lou Holtz. The Carolina Panthers, then owned by Wofford alum Jerry Richardson and with former Wofford athletic director and SoCon commissioner Danny Morrison serving as team president, played in Super Bowl 50.

## Significant dates in league history

- Feb. 25-26, 1921: Representatives of Alabama, Auburn, Clemson, Georgia, Georgia Tech, Kentucky, Maryland, Mississippi State, North Carolina, NC State, Tennessee, Virginia, Virginia Tech and Washington & Lee meet in Atlanta, Ga., to form the Southern Intercollegiate Conference.
- Dec. 7-8, 1922: At the league's annual meeting in Washington, D.C., the name of the organization is officially changed to the Southern Conference. S.V. Sanford of Georgia is selected as the conference's first president.
- Dec. 8-10, 1932: At the annual meeting in Knoxville, Tenn., Alabama, Auburn, Florida, Georgia, Georgia Tech, Kentucky, Louisiana State, Mississippi, Mississippi State, University of the South, Tennessee, Tulane and Vanderbilt withdraw to form the Southeastern Conference.
- Dec. 8, 1950: Wallace Wade, who just completed a 16-year term as Duke's head football coach, is named the first commissioner of the Southern Conference. The commissioner's office is opened in Durham, N.C., on Jan. 1, 1951.
- May 8, 1953: Seven members – Clemson, Duke, Maryland, North Carolina, NC State, South Carolina and Wake Forest – withdraw to form the Atlantic Coast Conference.
- Nov. 29, 1980: At the request of the NCAA Basketball Rules Committee, the Southern Conference begins a season-long experiment with a 22-foot 3-point field goal, thus becoming the first conference to employ that rule. Ronnie Carr of Western Carolina makes the first 3-point field goal in college basketball history in a game against Middle Tennessee State.
- Dec. 3-4, 1981: The NCAA, at its fourth special convention in St. Louis, Mo., restructures I-A football. As a result, the Southern Conference's eight Division I-A football playing members are reclassified to Division I-AA.
- June 6, 1983: At a special meeting of the Southern Conference in Myrtle Beach, S.C., the league formalizes women's varsity competition in basketball and volleyball beginning with the 1983-84 season. The executive committee also approves pilot women's championships in tennis and golf for 1983-84.
- Dec. 18-19, 1995: The conference announces that the College of Charleston, University of North Carolina at Greensboro and Wofford College have accepted invitations to join the league.
- July 1, 2003: Elon University officially joins the league. VMI departs to join the Big South.
- July 1, 2008: Samford University officially joins the league.
- July 1, 2014: East Tennessee State University, Mercer University and VMI join the league. Appalachian State, Davidson, Elon and Georgia Southern depart.

## THE SOUTHERN CONFERENCE

*Preparing student-athletes for life's challenges since 1921*

### Academics-Oriented

- The SoCon has consistently ranked in the NCAA's top 10 in the Academic Progress Rate (APR), the NCAA's best indicator of graduation rates.
- Nearly 50 percent of all SoCon student-athletes earn all-academic honors (3.0 GPA or better).

### Community-Based

- Our student-athletes have a presence in the community and participate in many local charities, youth and educational initiatives.
- The SoCon and the Asheville-Buncombe Regional Sports Commission support a number of programs aimed at providing individuals and groups in the Western North Carolina area with assistance and allowing them to attend designated sessions of the Ingles SoCon Basketball Championships free of charge. Community initiatives at the basketball tournaments include: Education Days; the Downtown Dribble and KidsFest presented by Champion Credit Union; SoCon Morning/Afternoon Out; the Teddy Bear Toss; Hometown Heroes Night; and the Wounded Warrior Project.

### Competitive Athletics

- SoCon teams are highly competitive regionally and nationally.
- In the past 10 years, football, volleyball, men's soccer and men's and women's golf have all earned at-large team selections to NCAA postseason tournaments in addition to the league's automatic berths.
- SoCon teams have won eight FCS football titles, second-most in NCAA history.

### Diversity

- This is a conference that takes great pride in the diversity of its institutions.
- The SoCon consists of 10 members in six states, including four private institutions and six state institutions, two of which are military colleges.

### Geographic Integrity

- The SoCon believes in the value of a geographic footprint that minimizes missed class time and maximizes fan travel to away contests.
- The league extends across six contiguous states but still has a footprint that permits bus trips from one end of the conference to the other.

### History & Tradition

- The SoCon is the fifth-oldest Division I conference in America.
- Great coaches and athletes from different eras have competed in the Southern Conference, from Bear Bryant to Lou Holtz, from Sam Huff to Terrell Owens, from Jerry West to Stephen Curry.

### Sportsmanship

- For more than 30 years, the SoCon has presented an annual award to the program that displays the finest level of sportsmanship in the conference as voted upon by its peers.

### Student-Athlete Experience

- SoCon championships are conducted in a way to provide a memorable and positive experience for all participants.
- Scheduling decisions and tournament bracket formats determined by administrators and coaches consistently factor in the effect on the individual student-athlete and avoidance of missed class time.



# SOCON HALL OF FAME

## Southern Conference Hall of Fame Inductees

### Class of 2009

Name	School	Sport(s)	Years
Megan Dunigan	Furman	Tennis	1999-02
Dick Groat	Duke	Basketball, Baseball	1949-52
Sam Huff	West Virginia	Football	1952-55
Charlie "Choo Choo" Justice	North Carolina	Football	1946-49
Melissa Morrison Howard	Appalachian State	Track & Field	1989-93
Arnold Palmer	Wake Forest	Golf	1948-50, 53-54
Adrian Peterson	Georgia Southern	Football	1998-01
Frank Selvy	Furman	Basketball	1951-54
Jerry West	West Virginia	Basketball	1956-60
Valorie Whiteside	Appalachian State	Basketball	1984-88

### Class of 2010

Everett Case	North Carolina State	Basketball	1946-64
Mary Jayne (Harrelson) Reeves	Appalachian State	Cross Country, Track & Field	1996-2001
Fred Hetzel	Davidson	Basketball	1962-65
"Hot" Rod Hundley	West Virginia	Basketball	1954-57
Banks McFadden	Clemson	Football, Basketball, Track	1937-40
Wallace Wade	Alabama, Duke, SoCon	Football, Administration	1923-60
*J. Dallas Shirley	SoCon	Officiating, Administration	1967-88

### Class of 2011

Dexter Coakley	Appalachian State	Football	1993-96
Lefty Driesell	Davidson	Basketball	1960-69
Regina Kirk	Chattanooga	Basketball	1985-88
Robert Neyland	Tennessee	Football	1926-52
Vic Seixas	North Carolina	Tennis	1947-49
Shannon Wommack	Chattanooga	Cross Country, Track & Field	2001-06

### Class of 2012

Angie Barker	ETSU	Track & Field	1987-89
Percy Beard	Auburn	Track & Field	1926-29
*Jim Burch	SoCon	Officiating, Administration	1967-2011
Dick Modzelewski	Maryland	Football	1949-52
Paul Scarpa	Furman	Tennis	1967-2011

### Class of 2014

Rushia Brown	Furman	Women's Basketball	1990-94
Eddie Cameron	Duke	Men's Basketball, Football	1929-45
Clint Dempsey	Furman	Men's Soccer	2001-03
Jerry Moore	Appalachian State	Football	1989-2012
Charlie Teague	Wake Forest	Baseball	1947-50

### Class of 2016

Stephen Curry	Davidson	Men's Basketball	2006-09
Armanti Edwards	Appalachian State	Football	2006-09
Brad Faxon	Furman	Men's Golf	1979-83
Keith "Mister" Jennings	ETSU	Men's Basketball	1987-91
Karen Pelphrey	Marshall	Women's Basketball	1983-86

### Class of 2018

Mike Ayers	ETSU/Wofford	Football	1985-2017
Ron Carter	VMI	Men's Basketball	1975-78
Susan Gardner Mayhorn	Western Carolina	Women's Track & Field/Cross Country	1989-93
Chal Port	The Citadel	Baseball	1965-91
*Les Robinson	The Citadel/ETSU	Men's Basketball/Administration	1974-90, 2000-08
Debbie Southern	Furman	Women's Tennis	1985-2015

### Class of 2020

Lynne Agee	UNCG	Women's Basketball	1981-2011
Eric Breitenstein	Wofford	Football	2008-12
Terrell Owens	Chattanooga	Football/Men's Basketball/Men's Track & Field	1992-95
Rod Thorn	West Virginia	Men's Basketball/Baseball	1960-63
Wayne Tolleson	Western Carolina	Baseball/Football	1974-78

### Class of 2022

DeShawne Blocker	ETSU	Women's Basketball	1991-95
Anita Buggins	Georgia Southern	Women's Tennis	1994-98
Michelle Fuzzard LaCourse	Chattanooga	Softball	2008-12
Clyde Mayes	Furman	Men's Basketball	1972-75
Kirk Roach	Western Carolina	Football	1984-87

\* - Special contributor

#SoConFB

# SOCON HALL OF FAME



The Inaugural Southern Conference Hall of Fame class at the induction ceremony, May 4, 2009: (from left to right) Sam Huff, Megan Dunigan, Valorie Whiteside, Melissa Morrison Howard, Frank Selvy, Barbara Crews (daughter of the late Charlie Justice), Dick Groat, Adrian Peterson and Jerry West. Not pictured: Arnold Palmer.



Wake Forest golf great Arnold Palmer (left) was a member of the inaugural class in 2009.



Davidson's Fred Hetzel (left) received his Hall of Fame plaque from SoCon Commissioner John Iamarino in Hilton Head Island, S.C., on June 1, 2010. Wimbledon and U.S. Open tennis champion Vic Seixas of North Carolina (right) was inducted in 2011.



Furman's Paul Scarpa; East Tennessee State's Angie Barker; SoCon Commissioner John Iamarino, who accepted the honor on behalf of Maryland's Dick Modzelewski; special contributor Jim Burch; and Pat Beard, son of posthumous inductee Percy Beard of Auburn, at the 2012 induction ceremony.



Appalachian State's Jerry Moore (second from left) and Furman's Rushia Brown (far right) were among the five honored in the 2014 class. Duke's Eddie Cameron, whose family accepted the award on his behalf (center), and Wake Forest's Charlie Teague were honored posthumously. Furman's Clint Dempsey was unable to attend the ceremony.



# SOUTHERN CONFERENCE STAFF



## JIM SCHAUS COMMISSIONER

Jim Schaus is in his fourth year at the helm of the Southern Conference in 2022-23. He was introduced as the ninth commissioner in league history on July 1, 2019.

Throughout his tenure, Schaus has maintained conference solidarity during unprecedented conference transition, increased the league's television coverage, overseen sustained excellence in men's basketball nationally and championed the growth of the conference's academic programming.

The league has also celebrated its 100th anniversary and navigated the COVID-19 pandemic under Schaus's leadership.

In his first year as commissioner, Schaus spearheaded the creation of a new long-term strategic plan for the league and led the effort to partner with JMI Sports to serve as the SoCon's official multimedia rights holder.

Schaus also negotiated the SoCon's entry into the Southeastern Conference's officiating consortiums for both men's basketball and football, moves that allow the member conferences to collaborate on all officiating matters related to recruitment, education and training, scheduling and evaluation of officials.

Also aimed at enhancing the league's men's basketball success, Schaus implemented a new right-size scheduling model designed to bolster the top teams' national profiles and put them in position for better seeding and potential at-large bids into the NCAA tournament.

In addition, Schaus shepherded the league through its response to pandemic and ensuing sport season cancelations and cost-cutting measures.

In year two of Schaus's tenure, the league began its year-long celebration of its 100th season of competition. It also successfully navigated the COVID pandemic, as every season was completed.

Also in his second year at the helm, Schaus signed historic television contracts with ESPN and CBS Sports, guaranteeing the most linear national coverage the SoCon has ever enjoyed over the next five years. Schaus also successfully negotiated a contract extension to keep the league's basketball tournaments in Asheville, North Carolina, through 2026.

The league continued to flourish on the national landscape in the second year of the Schaus era, with the SoCon finishing ninth in the RPI and 10th in the NET rankings in men's basketball. The SoCon had a pair of football squads finish in the top 25, marking the 38th time in 39 years that multiple league schools finished the season nationally ranked. That success persisted in Schaus's third year on the job, with men's basketball finishing 12th in the NET and 11th in the RPI and ETSU football finishing in the top 10 nationally and earning the No. 7 seed in the NCAA Division I Football Championship.

A point of pride for Schaus and the league continues to be the SoCon Academic Exchange, a cooperative educational program designed to provide collaborative learning activities and opportunities to benefit students, faculty and staff of the member institutions. The SAE's inaugural entrepreneurship competition took place in February 2022, joining the SoCon Undergraduate Research Forum (SURF) and faculty workshops among the SoCon Academic Exchange's program offerings.

Schaus came to the SoCon after an 11-year run as the director of athletics at Ohio University, where he led the Bobcats to unprecedented levels of success in athletics and academics.

Under Schaus's leadership, Ohio University's football program was bowl eligible in all 11 years, the most in the Mid-American Conference, and participated in 10 bowls in that time. The Bobcats' men's basketball team made a run to the Sweet Sixteen in 2012 and their women's basketball program won three MAC East Division titles in his last five seasons. Ohio University's volleyball team won seven MAC Championships and appeared in five NCAA Regionals during Schaus's tenure, while the baseball and softball teams earned two MAC titles apiece.

In the classroom, Ohio University boasted an impressive graduation rate of 88 percent, and the athletic department's federal graduation rate regularly exceeded that of the general student population. Bobcat student-athletes posted a cumulative grade point average of at least 3.1 in all 11 years of Schaus' tenure.

Prior to his tenure at Ohio University, Schaus served as the athletic director at Wichita State from 1999-2008, where he was named the Division I Central Region AstroTurf AD of the Year in 2007.

With more than 30 years of experience in athletics administration, Schaus has also had stops at Oregon, Cincinnati, Texas-El Paso and Northern Illinois. He also has experience in the NFL, having worked as an intern for the New England Patriots



and as the director of marketing for the Washington Redskins, and served as a publicity assistant for the LPGA Tour.

Schaus has a familial connection to the Southern Conference, as his father, former Los Angeles Lakers coach Fred Schaus, was the men's basketball coach at West Virginia from 1954-60, earning SoCon Coach of the Year honors four times in that six-year span and still ranking in the top 20 in career wins by a league coach.

Jim Schaus earned his bachelor's degree from Purdue in 1983 and a master's in athletics administration from West Virginia University, where he has been honored as a distinguished alumnus.

Schaus and his wife, Priscilla, have three grown children: Kevin, Diane and Laura.

### Schaus At-A-Glance

**HOMETOWN:**

West Lafayette, Ind.

**EDUCATION:**

B.A., Purdue, 1983

M.S., West Virginia, 1987

**EXPERIENCE:**

Publicity Assistant, LPGA, 1983

Director of Marketing, Washington Redskins, 1983-86

Radio-TV Marketing Assistant, West Virginia, 1986-87

Assistant AD, University of Oregon, 1987-91

Host Creative Communications, 1991-92

Associate AD, Northern Illinois University, 1992-94

Senior Associate AD, University of Cincinnati, 1994-97

Senior Associate AD, University of Texas at El Paso, 1998-99

Director of Athletics, Wichita State University, 1999-08

Director of Athletics, Ohio University, 2008-19

Commissioner, Southern Conference, 2019-present

#SoConFB

# SOUTHERN CONFERENCE STAFF



**Geoff Cabe**  
Senior Associate  
Commissioner



**Terri Brne**  
Senior Associate  
Commissioner



**Doug King**  
Associate Commissioner  
for Compliance



**Jason Yaman**  
Associate  
Commissioner



**Sean Diminick**  
Associate Commissioner  
for Championships



**Phil Perry**  
Associate Commissioner  
for Media Relations



**Paul Lollis**  
Associate Commissioner  
for Video Productions



**Kiersten Foust**  
Director of  
Creative Services



**Ralan Wardlaw**  
Assistant Director  
of Media Relations



**Laura Granger**  
Executive Assistant  
to the Commissioner



**Juan Soto**  
Championships  
Assistant



**Lanie Angel**  
Media Relations  
Assistant

## SOUTHERN CONFERENCE STAFF DIRECTORY

702 N. Pine St.; Spartanburg, SC 29303  
Administrative FAX 864-591-4282

Office phone 864-591-5100  
Media relations FAX 864-591-3448

Position	Name	Email	Extension
Commissioner	Jim Schaus	jschaus@socon.org	
Senior Associate Commissioner	Geoff Cabe	gcabe@socon.org	205
Senior Associate Commissioner	Terri Brne	tbrne@socon.org	204
Associate Commissioner for Compliance	Doug King	dking@socon.org	203
Associate Commissioner	Jason Yaman	jyaman@socon.org	209
Associate Commissioner for Championships	Sean Diminick	sdiminick@socon.org	207
Associate Commissioner for Media Relations	Phil Perry	pperry@socon.org	201
Associate Commissioner for Video Productions	Paul Lollis	plollis@socon.org	202
Director of Creative Services	Kiersten Foust	kfoust@socon.org	208
Assistant Director of Media Relations	Ralan Wardlaw	rwardlaw@socon.org	213
Executive Assistant to the Commissioner	Laura Granger	lgranger@socon.org	200
Championships Assistant	Juan Soto	jsoto@socon.org	210
Media Relations Assistant	Lanie Angel	langel@socon.org	214



# MEDIA RELATIONS



**Southern Conference**  
702 N. Pine St.  
Spartanburg, SC 29303  
www.SoConSports.com

## Press releases

The Southern Conference utilizes email and the league's website (www.SoConSports.com) to distribute information, press releases, notes and statistics. If you wish to be added to the distribution list, please contact a member of the media relations staff.

## ESPN

In the fall of 2020, the Southern Conference reached a six-year agreement with ESPN and ESPN+ through the 2025-26 academic year that features even more conference games across ESPN networks, as well as an increased presence across ESPN Digital platforms. As part of the new pact, there is an increase in SoCon men's basketball regular-season home telecasts that will air on an ESPN network each year, as well as an expanded men's basketball tournament broadcast schedule that will include both the semi-finals and championship game over the six years. All other live digital events produced by the SoCon – including football and men's basketball – will stream on ESPN+. In all, an estimated 4,200 SoCon events will be available on ESPN Digital platforms throughout the six-year agreement.

## SoCon Players of the Week

Each week, a panel will select an Offensive, Defensive and Special Teams Player of the Week throughout the season. The honorees will be announced each Monday afternoon and will be available on the conference's website (www.SoConSports.com) and by email.

## Postseason awards

Following the conclusion of the regular season, two all-conference teams are selected. Voting will be conducted by the league's coaches and the Southern Conference Sports Media Association (SCSMA). Each group selects a first-team and a second-team as well as an Offensive Player of the Year, Defensive Player of the Year, Freshman of the Year and Coach of the Year. The conference coaches also select a recipient of the Jacobs Blocking Trophy, awarded to the top lineman in the conference, as well as an all-freshman team.

## Southern Conference Media Relations Staff



**Phil Perry**  
**Assoc. Commissioner for Media Relations**  
Office: 864-591-5100  
Cell: 864-525-5174  
Fax: 864-591-3448  
pperry@socon.org

### Responsibilities:

Administration, Academic Awards, Website, Football, Men's Basketball, Men's and Women's Cross Country/Track and Field, Men's and Women's Tennis



**Ralan Wardlaw**  
**Assistant Director of Media Relations**  
Office: 864-591-5100  
Cell: 864-941-6276  
Fax: 864-591-3448  
rwardlaw@socon.org

### Responsibilities:

Women's Soccer, Volleyball, Women's Basketball, Men's Golf, Softball



**Lanie Angel**  
**Media Relations Assistant**  
Office: 864-591-5100  
Cell: 404-539-3698  
Fax: 864-591-3448  
langel@socon.org

### MR contact for:

Men's Soccer, Rifle, Wrestling, Baseball and Women's Golf

## Southern Conference on the Web

Visit the Southern Conference's official website at www.SoConSports.com. Information related to football and the conference's other 19 sports can be found on the site, including up-to-date statistics, standings, weekly releases and game recaps.

## Southern Conference Sports Media Association (SCSMA)

The Southern Conference Sports Media Association (SCSMA) is an independent organization of conference sportswriters, sportscasters and media relations staff who further the institutions that comprise the Southern Conference. The organization annually selects and recognizes all-conference football, men's and women's basketball and baseball teams as well

as coach of the year, player of the year and freshman of the year awards for those sports. The organization also works toward the best interests of its members to increase knowledge and prestige of the league.

## SoCon Football Media Relations Directory

School	Website	Media Relations	Email	Office Phone	Press Box Phone
The Citadel	CitadelSports.com	John Brush	jbrush@citadel.edu	843-953-6795	843-953-9957
ETSU	ETSUBucs.com	Kevin Brown	brownk@etsu.edu	423-439-4220	423-747-3877
Furman	FurmanPaladins.com	Hunter Reid	hunter.reid@furman.edu	864-294-2061	864-294-3066
Mercer	MercerBears.com	Brian Magnus	magnus_bt@mercer.edu	478-301-5218	478-943-4355
Samford	SamfordSports.com	Tyler Brain	tbrain@samford.edu	205-726-4350	205-726-2143
Chattanooga	GoMocs.com	Jim Horten	james-horten@utc.edu	423-425-2350	423-757-9322
VMI	VMIKeydets.com	Phil Marcello	marcellopr@vmi.edu	540-464-7523	540-464-7834
Western Carolina	CatamountSports.com	Daniel Hooker	dhooker@email.wcu.edu	828-227-2339	828-227-2116
Wofford	WoffordTerriers.com	Brent Williamson	williamsondb@wofford.edu	864-597-4093	864-597-4487
SoCon	SoConSports.com	Phil Perry	pperry@socon.org	864-591-5100	





# CREATORS CLUB

## JOIN THE CLUB. GET REWARDED.

On the field, court, or campus, your creativity is our inspiration; the adidas Creators Club is the membership program that unlocks the best of adidas. Join the community today, start earning points and get rewarded.

Become a member today, checkout [adidas.com/CreatorsClub](https://adidas.com/CreatorsClub)







## 2022 SCHEDULE

Sept. 3 (6 p.m.)  
**at Campbell**  
(TBA)



Oct. 22 (2 p.m.)  
**at Western Carolina\***  
(ESPN+/3)



Sept. 10 (4 p.m.)  
**ETSU\***  
(Nexstar/ESPN+/3)



Oct. 29 (2 p.m.)  
**Samford\***  
(ESPN+/3)



Sept. 17 (6 p.m.)  
**at Mercer\***  
(Nexstar/ESPN+/3)



Nov. 5 (2 p.m.)  
**Chattanooga\***  
(ESPN+/3)



Oct. 1 (TBA)  
**at App State**  
(TBA)



Nov. 12 (2 p.m.)  
**Virginia-Lynchburg**  
(ESPN+/3)



Oct. 8 (2 p.m.)  
**Furman\***  
(ESPN+/3)



Nov. 19 (TBA)  
**at VMI\***  
(ESPN+/3)



Oct. 15 (1:30 p.m.)  
**at Wofford\***  
(ESPN+/3)



\* Southern Conference game

## THE CITADEL BULLDOGS

### Basic information

Location: .....Charleston, S.C.  
Founded: .....1842  
Enrollment: .....3,767  
Nickname: .....Bulldogs  
Colors: .....Citadel Blue and White  
President: .....Gen. Glenn M. Walters  
Dir. of athletics: .....Mike Capaccio  
Stadium: .....Johnson Hagood Stadium  
Capacity: .....11,332

### Media relations

Football contact: .....John Brush  
Email: .....jbrush@citadel.edu  
Office: .....843-953-6795  
Cell: .....270-293-0590  
Press box phone: .....843-953-9957  
Website: .....CitadelSports.com

### Team information

2021 record: .....4-7  
SoCon record: .....3-5 (t-7th)  
Home: .....3-3  
Away: .....1-4  
Lettermen returning/lost: .....33/15  
Off. starters returning/lost: .....5/7  
Def. starters returning/lost: .....10/3  
Specialists returning/lost: .....2/1  
Basic offense .....Triple option  
Basic defense .....Multiple



John Brush  
Football SID

### SoCon titles (4)

1961, 1992, 2015, 2016

### FCS Playoff appearances (5)

1988, 1990, 1992, 2015, 2016



**THE CITADEL OFFENSIVE LINEMAN  
TEREIS DRAYTON**



**THE CITADEL LINEBACKER MARQUISE BLOUNT**









## THE CITADEL VS. 2022 OPPONENTS

2013	FUR	24-17	Charleston, S.C.
2014	CIT	42-35 (OT)	Charleston, S.C.
2015	CIT	38-17	Greenville, S.C.
2016	CIT	19-14	Charleston, S.C.
2017	FUR	56-20	Greenville, S.C.
2018	FUR	28-17	Charleston, S.C.
2019	CIT	27-10	Greenville, S.C.
2020-21	CIT	26-7	Charleston, S.C.
2021	FUR	24-14	Greenville, S.C.

**The Citadel 44, Wofford 30, 1 tie**

**At CIT:** CIT leads 29-14-1

**At WOF:** WOF leads 16-12

**At neutral sites:** CIT leads 3-0

**Brent Thompson vs. WOF:** 3-4

**Josh Conklin vs. CIT:** 2-2

**Last CIT win:** 45-44 (OT) in 2021

**Last WOF win:** 31-11 in 2019

**Longest CIT streak:** 15 (1959-90)

**Longest WOF streak:** 16 (1999-14)

**Last 10 meetings:** WOF leads 6-4

**Current streak:** CIT has won two

**Largest CIT win:** 41-0 in 1936

**Largest WOF win:** 43-14 in 2011

Year	Winner	Score	Site
1916	CIT	37-0	Charleston, S.C.
1919	WOF	12-0	Spartanburg, S.C.
1920	CIT	19-0	Charleston, S.C.
1921	CIT	28-0	Charleston, S.C.
1923	CIT	9-0	Spartanburg, S.C.
1924	CIT	19-0	Charleston, S.C.
1926	CIT	6-0	Spartanburg, S.C.
1927	Tie	6-6	Charleston, S.C.
1928	WOF	9-7	Spartanburg, S.C.
1929	CIT	7-0	Spartanburg, S.C.
1930	CIT	7-6	Spartanburg, S.C.
1931	CIT	28-7	Charleston, S.C.
1932	CIT	13-0	Spartanburg, S.C.
1933	CIT	14-0	Charleston, S.C.
1934	CIT	18-7	Spartanburg, S.C.
1935	CIT	20-7	Charleston, S.C.
1936	CIT	41-0	Augusta, S.C.
1937	CIT	38-0	Spartanburg, S.C.
1938	CIT	27-0	Charleston, S.C.
1939	CIT	21-2	Wilmington, S.C.
1940	CIT	7-3	Orangeburg, S.C.
1941	CIT	42-7	Charleston, S.C.
1949	WOF	21-7	Spartanburg, S.C.
1954	CIT	14-13	Spartanburg, S.C.
1955	WOF	27-7	Spartanburg, S.C.
1956	WOF	23-19	Spartanburg, S.C.
1957	WOF	34-0	Spartanburg, S.C.
1958	WOF	18-6	Spartanburg, S.C.
1959	CIT	40-8	Spartanburg, S.C.
1967	CIT	17-7	Charleston, S.C.
1975	CIT	16-7	Charleston, S.C.
1977	CIT	7-0	Charleston, S.C.
1978	CIT	35-17	Charleston, S.C.
1979	CIT	49-30	Charleston, S.C.
1980	CIT	35-3	Charleston, S.C.
1981	CIT	24-14	Charleston, S.C.
1982	CIT	21-14	Charleston, S.C.
1984	CIT	23-16	Charleston, S.C.
1985	CIT	42-28	Charleston, S.C.
1986	CIT	20-6	Charleston, S.C.
1987	CIT	38-0	Charleston, S.C.
1989	CIT	42-21	Charleston, S.C.
1990	CIT	48-14	Charleston, S.C.
1991	WOF	15-12	Charleston, S.C.
1992	CIT	30-13	Charleston, S.C.
1993	WOF	20-6	Charleston, S.C.
1994	CIT	31-3	Charleston, S.C.
1995	CIT	27-10	Charleston, S.C.
1996	WOF	26-21	Charleston, S.C.
1997	CIT	7-3	Charleston, S.C.
1998	CIT	20-14	Spartanburg, S.C.
1999	WOF	47-16	Charleston, S.C.
2000	WOF	31-10	Spartanburg, S.C.
2001	WOF	13-0	Charleston, S.C.
2002	WOF	27-14	Spartanburg, S.C.
2003	WOF	42-16	Charleston, S.C.
2004	WOF	38-17	Spartanburg, S.C.
2005	WOF	28-10	Charleston, S.C.



## THE CITADEL DEFENSIVE BACK DESTIN MACK

2006	WOF	28-20	Spartanburg, S.C.
2007	WOF	28-7	Charleston, S.C.
2008	WOF	33-28	Spartanburg, S.C.
2009	WOF	43-17	Charleston, S.C.
2010	WOF	35-0	Spartanburg, S.C.
2011	WOF	43-14	Charleston, S.C.
2012	WOF	24-21	Spartanburg, S.C.
2013	WOF	21-10	Charleston, S.C.
2014	WOF	17-13	Spartanburg, S.C.
2015	CIT	39-12	Charleston, S.C.
2016	CIT	24-21 (OT)	Spartanburg, S.C.
2016*	WOF	17-3	Charleston, S.C.
2017	WOF	20-16	Charleston, S.C.
2018	WOF	28-21	Spartanburg, S.C.
2019	WOF	31-11	Charleston, S.C.
2020-21	CIT	28-24	Spartanburg, S.C.
2021	CIT	45-44 (OT)	Charleston, S.C.

**The Citadel 26, Western Carolina 19, 1 tie**

**At CIT:** CIT leads 14-8

**At WCU:** CIT leads 12-11

**At neutral sites:** Series tied 0-0-1

**Brent Thompson vs. WCU:** 4-2

**Kerwin Bell vs. CIT:** 1-0

**Last CIT win:** 35-17 in 2019

**Last WCU win:** 45-31 in 2021

**Longest CIT streak:** 5 (2004-08)

**Longest WCU streak:** 3, three times

**Last 10 meetings:** CIT leads 6-4

**Current streak:** WCU has won two

**Largest CIT win:** 38-13 in 1991

**Largest WCU win:** 44-17 in 1983

Year	Winner	Score	Site
1972	WCU	10-0	Charleston, S.C.
1977	CIT	20-0	Charleston, S.C.
1978	WCU	38-24	Cullowhee, N.C.
1979	CIT	21-19	Charleston, S.C.
1980	CIT	28-21	Cullowhee, N.C.
1981	CIT	12-3	Charleston, S.C.
1982	CIT	24-20	Cullowhee, N.C.
1983	WCU	44-17	Charleston, S.C.
1984	CIT	34-33	Cullowhee, N.C.

1985	CIT	10-3	Charleston, S.C.
1986	WCU	27-12	Cullowhee, N.C.
1987	CIT	38-24	Charleston, S.C.
1988	CIT	27-21	Cullowhee, N.C.
1989	Tie	22-22	Columbia, S.C.
1990	CIT	28-10	Cullowhee, N.C.
1991	CIT	38-13	Charleston, S.C.
1992	CIT	36-31	Cullowhee, N.C.
1993	WCU	38-18	Cullowhee, N.C.
1994	WCU	42-38	Charleston, S.C.
1995	WCU	31-14	Cullowhee, N.C.
1996	CIT	28-14	Charleston, S.C.
1997	WCU	45-25	Cullowhee, N.C.
1998	WCU	14-8	Charleston, S.C.
1999	WCU	24-17	Cullowhee, N.C.
2000	CIT	17-10	Charleston, S.C.
2001	WCU	28-25	Cullowhee, N.C.
2002	WCU	37-34	Charleston, S.C.
2003	WCU	28-21	Cullowhee, N.C.
2004	CIT	17-0	Charleston, S.C.
2005	CIT	17-7	Cullowhee, N.C.
2006	CIT	30-27 (OT)	Charleston, S.C.
2007	CIT	37-31	Cullowhee, N.C.
2008	CIT	34-14	Charleston, S.C.
2009	WCU	14-10	Cullowhee, N.C.
2010	WCU	24-13	Charleston, S.C.
2011	CIT	35-7	Cullowhee, N.C.
2012	CIT	45-31	Charleston, S.C.
2013	CIT	28-21	Cullowhee, N.C.
2014	WCU	29-15	Cullowhee, N.C.
2015	CIT	28-10	Charleston, S.C.
2016	CIT	37-14	Cullowhee, N.C.
2017	WCU	31-19	Charleston, S.C.
2018	CIT	38-24	Cullowhee, N.C.
2019	CIT	35-17	Charleston, S.C.
2020-21	WCU	21-14	Cullowhee, N.C.
2021	WCU	45-31	Charleston, S.C.

**Samford 8, The Citadel 7**

**At CIT:** CIT leads 5-3

**At SAM:** SAM leads 5-2

**Brent Thompson vs. SAM:** 2-4

**Chris Hatcher vs. CIT:** 7-3 (3-0 GSU, 4-3 SAM)



# THE CITADEL

## THE CITADEL VS. 2022 OPPONENTS

**Last CIT win:** 42-27 in 2018  
**Last SAM win:** 35-14 in 2021  
**Longest CIT streak:** 2 (2009-10)  
**Longest SAM streak:** 3 (2019-21)  
**Last 10 meetings:** SAM leads 6-4  
**Current streak:** SAM has won three  
**Largest CIT win:** 35-16 in 1989; 44-25 in 2015  
**Largest SAM win:** 55-7 in 2020-21

Year	Winner	Score	Site
1989	CIT	35-16	Charleston, S.C.
2008	SAM	28-10	Birmingham, Ala.
2009	CIT	28-16	Charleston, S.C.
2010	CIT	13-12	Birmingham, Ala.
2011	SAM	19-14	Charleston, S.C.
2012	SAM	38-7	Birmingham, Ala.
2013	CIT	28-26	Charleston, S.C.
2014	SAM	20-17	Charleston, S.C.
2015	CIT	44-25	Birmingham, Ala.
2016	CIT	37-34 (OT)	Charleston, S.C.
2017	SAM	35-14	Birmingham, Ala.
2018	CIT	42-27	Charleston, S.C.
2019	SAM	61-55 (4OT)	Birmingham, Ala.
2020-21	SAM	55-7	Charleston, S.C.
2021	SAM	35-14	Birmingham, Ala.

### Chattanooga 33, The Citadel 20, 2 ties

**At CIT:** UTC leads 14-12-1  
**At UTC:** UTC leads 19-8-1  
**Brent Thompson vs. UTC:** 3-3  
**Rusty Wright vs. CIT:** 2-1  
**Last CIT win:** 24-21 in 2021  
**Last UTC win:** 25-24 (OT) in 2020-21  
**Longest CIT streak:** 3, three times  
**Longest UTC streak:** 5 (1982-87)  
**Last 10 meetings:** UTC leads 7-3  
**Current streak:** CIT has won one  
**Largest CIT win:** 41-16 in 2007  
**Largest UTC win:** 42-7 in 1986

Year	Winner	Score	Site
1926	UTC	6-3	Charleston, S.C.
1927	UTC	31-6	Chattanooga, Tenn.
1930	Tie	7-7	Charleston, S.C.
1936	UTC	13-0	Charleston, S.C.
1968	UTC	31-9	Chattanooga, Tenn.
1969	UTC	10-5	Charleston, S.C.
1970	UTC	29-28	Chattanooga, Tenn.
1971	CIT	52-35	Charleston, S.C.
1972	CIT	12-0	Chattanooga, Tenn.
1973	CIT	28-20	Charleston, S.C.
1975	UTC	24-6	Chattanooga, Tenn.
1976	CIT	14-10	Charleston, S.C.
1977	UTC	21-14	Chattanooga, Tenn.
1979	UTC	28-7	Chattanooga, Tenn.
1980	CIT	29-13	Charleston, S.C.
1981	Tie	28-28	Chattanooga, Tenn.
1982	UTC	24-7	Charleston, S.C.
1983	UTC	30-9	Chattanooga, Tenn.
1985	UTC	34-17	Chattanooga, Tenn.
1986	UTC	42-7	Charleston, S.C.
1987	UTC	22-19	Chattanooga, Tenn.
1988	CIT	23-17	Charleston, S.C.
1989	UTC	17-9	Chattanooga, Tenn.
1990	UTC	7-6	Charleston, S.C.
1991	UTC	33-26	Chattanooga, Tenn.
1992	CIT	33-13	Charleston, S.C.
1993	CIT	41-27	Chattanooga, Tenn.
1994	CIT	42-26	Charleston, S.C.
1995	UTC	29-24	Chattanooga, Tenn.
1996	CIT	16-13	Charleston, S.C.
1997	CIT	7-3	Chattanooga, Tenn.
1998	UTC	13-10	Charleston, S.C.
1999	UTC	30-27 (OT)	Chattanooga, Tenn.
2000	UTC	20-13	Charleston, S.C.
2001	CIT	20-17 (2OT)	Chattanooga, Tenn.
2002	UTC	34-31	Charleston, S.C.
2003	UTC	29-20	Chattanooga, Tenn.
2004	CIT	44-24	Charleston, S.C.
2005	UTC	31-21	Chattanooga, Tenn.
2006	CIT	24-21	Charleston, S.C.
2007	CIT	41-16	Chattanooga, Tenn.
2008	CIT	24-21	Charleston, S.C.
2009	UTC	31-28	Chattanooga, Tenn.
2010	UTC	28-10	Charleston, S.C.

2011	CIT	28-27	Chattanooga, Tenn.
2012	UTC	28-10	Charleston, S.C.
2013	UTC	28-24	Chattanooga, Tenn.
2014	UTC	34-14	Charleston, S.C.
2015	UTC	31-23	Chattanooga, Tenn.
2016	CIT	22-14	Charleston, S.C.
2017	CIT	20-14	Chattanooga, Tenn.
2018	UTC	29-28 (OT)	Charleston, S.C.
2019	UTC	34-33	Chattanooga, Tenn.
2020-21	UTC	25-24 (OT)	Charleston, S.C.
2021	CIT	24-21	Chattanooga, Tenn.

### The Citadel 0, Virginia-Lynchburg 0

**First meeting**  
**Brent Thompson vs. VUL:** 0-0  
**Tim Newman vs. CIT:** 0-0

### The Citadel 43, VMI 32, 2 ties

**At CIT:** CIT leads 26-11  
**At VMI:** VMI leads 17-12-2  
**At neutral sites:** CIT leads 5-4  
**Brent Thompson vs. VMI:** 4-2  
**Scott Wachenheim vs. CIT:** 2-5  
**Last CIT win:** 35-24 in 2021  
**Last VMI win:** 31-17 in 2020-21  
**Longest CIT streak:** 12 (2003-18)  
**Longest VMI streak:** 7 (1950-57)  
**Last 10 meetings:** CIT leads 8-2  
**Current streak:** CIT has won one  
**Largest CIT win:** 50-0 in 1992  
**Largest VMI win:** 42-0 in 1954

Year	Winner	Score	Site
1920	VMI	35-0	Lynchburg, Va.
1929	VMI	13-7	Lexington, Va.
1930	CIT	7-6	Charleston, S.C.
1931	Tie	13-13	Lexington, Va.
1932	CIT	12-6	Charleston, S.C.
1937	VMI	27-0	Lexington, Va.
1946	VMI	26-7	Lexington, Va.
1947	CIT	7-6	Charleston, S.C.
1948	VMI	34-6	Lexington, Va.
1949	CIT	19-14	Charleston, S.C.
1950	VMI	13-7	Lexington, Va.
1951	VMI	13-7	Charleston, S.C.
1952	VMI	20-19	Lexington, Va.
1953	VMI	14-0	Charleston, S.C.
1954	VMI	42-0	Lexington, Va.
1955	VMI	14-0	Charleston, S.C.
1957	VMI	33-7	Lexington, Va.
1958	CIT	14-6	Charleston, S.C.
1959	VMI	32-8	Lexington, Va.
1960	VMI	20-6	Charleston, S.C.
1961	CIT	14-8	Lexington, Va.
1962	VMI	16-7	Charleston, S.C.
1963	VMI	33-8	Lexington, Va.

1964	CIT	17-0	Charleston, S.C.
1965	VMI	21-7	Lexington, Va.
1966	CIT	30-14	Charleston, S.C.
1967	VMI	22-11	Lexington, Va.
1968	CIT	13-8	Charleston, S.C.
1969	CIT	28-2	Lexington, Va.
1970	CIT	56-9	Charleston, S.C.
1971	CIT	25-24	Lexington, Va.
1972	CIT	42-3	Charleston, S.C.
1973	VMI	23-6	Lexington, Va.
1974	VMI	20-9	Charleston, S.C.
1975	CIT	6-3	Lexington, Va.
1976	VMI	30-14	Charleston, S.C.
1977	VMI	19-3	Lexington, Va.
1978	CIT	14-3	Charleston, S.C.
1979	CIT	37-6	Lexington, Va.
1980	CIT	28-0	Charleston, S.C.
1981	VMI	14-0	Norfolk, Va.
1982	CIT	21-7	Charleston, S.C.
1983	CIT	27-6	Norfolk, Va.
1984	CIT	27-24	Charleston, S.C.
1985	Tie	14-14	Lexington, Va.
1986	VMI	47-30	Charleston, S.C.
1987	VMI	7-3	Charleston, S.C.
1988	CIT	31-20	Norfolk, Va.
1989	VMI	20-10	Norfolk, Va.
1990	CIT	23-3	Charleston, S.C.
1991	CIT	17-14	Norfolk, Va.
1992	CIT	50-0	Charleston, S.C.
1993	CIT	34-33	Charleston, S.C.
1994	CIT	58-14	Norfolk, Va.
1995	VMI	34-7	Charleston, S.C.
1996	VMI	34-27 (OT)	Lexington, Va.
1997	CIT	28-6	Charleston, S.C.
1998	CIT	36-10	Lexington, Va.
1999	CIT	7-6	Charleston, S.C.
2000	VMI	41-21	Lexington, Va.
2001	CIT	49-7	Charleston, S.C.
2002	VMI	23-21	Charlotte, N.C.
2003	CIT	27-23	Charlotte, N.C.
2005	CIT	22-14	Lexington, Va.
2006	CIT	48-21	Charleston, S.C.
2007	CIT	70-28	Lexington, Va.
2011	CIT	41-14	Charleston, S.C.
2012	CIT	27-24	Lexington, Va.
2013	CIT	31-10	Charleston, S.C.
2014	CIT	45-25	Lexington, Va.
2015	CIT	35-14	Charleston, S.C.
2016	CIT	30-20	Lexington, Va.
2017	CIT	21-3	Charleston, S.C.
2018	CIT	34-32	Lexington, Va.
2019	VMI	34-21	Charleston, S.C.
2020-21	VMI	31-17	Lexington, Va.
2021	CIT	35-24	Charleston, S.C.



**THE CITADEL B-BACK LOGAN BILLINGS**

#SoConFB





## THE CITADEL YEAR-BY-YEAR

Year	Overall	SoCon	Place	Coach
1905	2 3 1			Sidney Smith
1906	3 0 0			Ralph Foster
1907	1 5 1			Ralph Foster
1908	4 1 1			Ralph Foster
1909	4 3 2			Sam Costen
1910	3 4 0			Sam Costen
1911	5 2 2			L.S. LeTellier
1912	3 4 0			L.S. LeTellier
1913	3 4 2			George Rogers
1914	2 5 0			George Rogers
1915	5 3 0			George Rogers
1916	6 1 1			Harry O'Brien
1917	3 3 0			Harry O'Brien
1918	0 2 1			Harry O'Brien
1919	4 4 1			Harry O'Brien
1920	2 6 0			George Rogers
1921	3 3 2			Harry O'Brien
1922	3 5 0			Carl Prause
1923	5 3 1			Carl Prause
1924	6 4 0			Carl Prause
1925	6 4 0			Carl Prause
1926	7 3 0			Carl Prause
1927	3 6 1			Carl Prause
1928	6 3 1			Carl Prause
1929	5 4 1			Carl Prause
1930	4 5 2			Johnny Floyd
1931	5 4 1			Johnny Floyd
1932	4 5 0			Tatum Gressette
1933	3 5 1			Tatum Gressette
1934	3 5 1			Tatum Gressette
1935	4 3 1			Tatum Gressette
1936	4 6 0	0 4 0	t-14th	Tatum Gressette
1937	7 4 0	2 3 0	t-8th	Tatum Gressette
1938	6 5 0	2 3 0	11th	Tatum Gressette
1939	3 8 0	0 4 0	15th	Tatum Gressette
1940	4 5 0	0 4 0	15th	John Rowland
1941	4 3 1	0 2 1	14th	John Rowland
1942	5 2 0	2 2 0	8th	John Rowland
1943-45	No team			
1946	3 5 0	1 5 0	15th	Quinn Decker
1947	3 5 0	1 4 0	t-13th	Quinn Decker
1948	2 7 0	0 5 0	16th	Quinn Decker
1949	4 5 0	2 2 0	t-7th	Quinn Decker
1950	4 6 0	2 3 0	11th	Quinn Decker
1951	4 6 0	1 3 0	14th	Quinn Decker
1952	3 5 1	1 3 1	13th	Quinn Decker
1953	2 7 0	1 3 0	9th	J.D. McMillan
1954	2 8 0	0 4 0	9th	J.D. McMillan
1955	5 4 0	2 2 0	6th	John Sauer
1956	3 5 1	1 3 0	8th	John Sauer
1957	5 4 1	4 2 0	3rd	Eddie Teague
1958	4 6 0	2 3 0	t-6th	Eddie Teague
1959	8 2 0	5 1 0	2nd	Eddie Teague
1960	8 2 1	4 2 0	t-2nd	Eddie Teague
1961	7 3 0	5 1 0	1st	Eddie Teague
1962	3 7 0	1 4 0	7th	Eddie Teague
1963	4 6 0	2 4 0	7th	Eddie Teague
1964	4 6 0	4 3 0	t-4th	Eddie Teague
1965	2 8 0	2 6 0	8th	Eddie Teague
1966	4 6 0	3 5 0	6th	Red Parker
1967	5 5 0	2 4 0	7th	Red Parker
1968	5 5 0	4 2 0	2nd	Red Parker
1969	7 3 0	4 2 0	3rd	Red Parker
1970	5 6 0	4 2 0	2nd	Red Parker
1971	8 3 0	4 2 0	3rd	Red Parker
1972	5 6 0	4 3 0	4th	Red Parker
1973	3 8 0	1 6 0	t-7th	Bobby Ross
1974	4 7 0	3 4 0	5th	Bobby Ross
1975	6 5 0	4 3 0	4th	Bobby Ross
1976	6 5 0	1 4 0	6th	Bobby Ross
1977	5 6 0	3 2 0	3rd	Bobby Ross
1978	5 6 0	2 3 0	5th	Art Baker
1979	6 5 0	4 2 0	3rd	Art Baker

## ALL-TIME CITADEL COACHES

Coach	Seasons	Years	W	L	T	Pct.
Sidney Smith	1905	1	2	3	1	.417
Ralph Foster	1906-08	3	8	6	2	.563
Sam Costen	1909-10	2	7	7	2	.500
L.S. LeTellier	1911-12	2	8	6	2	.563
George Rogers	1913-15, 1919	4	14	16	3	.470
Harry O'Brien	1916-18, 1920-21	5	14	15	4	.485
Carl Prause	1922-29	8	41	32	4	.558
Johnny Floyd	1930-31	2	9	9	3	.500
Tatum Gressette	1932-39	8	34	41	3	.455
John Rowland	1940-42	3	13	10	1	.563
Quinn Decker	1946-52	7	23	39	1	.373
J.D. McMillan	1953-54	2	4	15	0	.211
John Sauer	1955-56	2	8	9	1	.472
Eddie Teague	1957-65	9	45	44	2	.505
Red Parker	1966-72	7	39	34	0	.534
Bobby Ross	1973-77	5	24	31	0	.436
Art Baker	1978-82	5	30	24	1	.555
Tom Moore	1983-86	4	18	25	1	.420
Charlie Taaffe	1987-95	9	55	47	1	.539
Don Powers	1996-00	5	19	36	0	.345
Ellis Johnson	2001-03	3	12	22	0	.353
John Zernhelt	2004	1	3	7	0	.300
Kevin Higgins	2005-13	9	43	58	0	.426
Mike Houston	2014-15	2	14	11	0	.560
Brent Thompson	2016-present	6	32	37	0	.464



**JOHNSON HAGOOD STADIUM (11,332)**





## 2022 SCHEDULE

Sept. 1 (7:30 p.m.)  
**Mars Hill**  
(ESPN+/3)



Oct. 15 (4 p.m.)  
**at Mercer\***  
(ESPN+/3)



Sept. 10 (4 p.m.)  
**at The Citadel\***  
(Nexstar/ESPN+/3)



Oct. 22 (3:30 p.m.)  
**Samford\***  
(Nexstar/ESPN+/3)



Sept. 17 (7:30 p.m.)  
**Furman\***  
(ESPN+/3)



Oct. 29 (1:30 p.m.)  
**at Wofford\***  
(ESPN+/3)



Sept. 24 (12 p.m.)  
**at Robert Morris**  
(TBA)



Nov. 12 (1 p.m.)  
**Western Carolina\***  
(ESPN+/3)



Oct. 1 (7:30 p.m.)  
**Chattanooga\***  
(ESPN+/3)



Nov. 19 (TBA)  
**at Mississippi State**  
(ESPN+/SEC Network+)



Oct. 8 (1:30 p.m.)  
**at VMI\***  
(Nexstar/ESPN+/3)



\* Southern Conference game

## ETSU BUCS

### Basic information

Location: ..... Johnson City, Tenn.  
Founded: ..... 1911  
Enrollment: ..... 14,400  
Nickname: ..... Buccaneers (Bucs)  
Colors: ..... Navy Blue and Old Gold  
President: ..... Dr. Brian Noland  
Director of athletics: ..... Scott Carter  
Stadium: ..... William B. Greene, Jr. Stadium  
Capacity: ..... 7,694

### Media relations

Football contact: ..... Kevin Brown  
Email: ..... brownk@etsu.edu  
Office: ..... 423-439-4220  
Cell: ..... 423-747-3877  
Press box phone: ..... 423-747-3877  
Website: ..... ETSUBucs.com

### Team information

2021 record: ..... 11-2  
SoCon record: ..... 7-1 (1st)  
Home: ..... 7-0  
Away: ..... 4-2  
Lettermen returning/lost: ..... 37/13  
Off. starters returning/lost: ..... 7/4  
Def. starters returning/lost: ..... 7/4  
Specialists returning/lost: ..... 4/1  
Basic offense ..... Multiple  
Basic defense ..... 3-4



Kevin Brown  
Football SID

### SoCon titles (2)

2018, 2021

### FCS Playoff appearances (3)

1996, 2018, 2021



**ETSU DEFENSIVE LINEMAN  
JALEN PORTER**



**ETSU RUNNING BACK JACOB SAYLORS**







## ETSU VS. 2022 OPPONENTS

**ETSU 8, Mars Hill 2, 1 tie**  
**At ETSU:** ETSU leads 4-0  
**At unknown location:** ETSU leads 4-2-1  
**George Quarles vs. MHU:** 0-0  
**Tim Clifton vs. ETSU:** 0-3  
**Last ETSU win:** 28-7 in 2018  
**Last MHU win:** 14-6 in 1929  
**Longest ETSU streak:** 5 (1931-2018)  
**Longest MHU streak:** 1 (1927; 1929)  
**Last 10 meetings:** ETSU leads 7-2-1  
**Current streak:** ETSU has won five  
**Largest ETSU win:** 30-0 in 1924  
**Largest MHU win:** 14-6 in 1929

Year	Winner	Score	Site
1924	ETSU	30-0	Unknown
1925	ETSU	20-7	Unknown
1926	Tie	0-0	Unknown
1927	MHU	18-0	Unknown
1928	ETSU	24-7	Unknown
1929	MHU	14-6	Unknown
1931	ETSU	18-0	Unknown
1992	ETSU	21-0	Johnson City, Tenn.
1993	ETSU	24-0	Johnson City, Tenn.
2002	ETSU	20-10	Johnson City, Tenn.
2018	ETSU	28-7	Johnson City, Tenn.

**ETSU 18, The Citadel 12**  
**At CIT:** ETSU leads 8-7  
**At ETSU:** ETSU leads 10-5  
**Brent Thompson vs. ETSU:** 3-3  
**George Quarles vs. CIT:** 0-0  
**Last CIT win:** 31-27 in 2019  
**Last ETSU win:** 48-21 in 2021  
**Longest CIT streak:** 3 (1990-92)  
**Longest ETSU streak:** 4 (1981-84; 1993-96)

**Last 10 meetings:** ETSU leads 6-4  
**Current streak:** ETSU has won two  
**Largest CIT win:** 45-10 in 2016  
**Largest ETSU win:** 45-0 in 1983

Year	Winner	Score	Site
1966	CIT	3-0	Charleston, S.C.
1981	ETSU	17-13	Johnson City, Tenn.
1982	ETSU	3-0	Charleston, S.C.
1983	ETSU	45-0	Johnson City, Tenn.
1984	ETSU	16-6	Charleston, S.C.
1985	CIT	28-21	Johnson City, Tenn.
1986	ETSU	35-9	Charleston, S.C.
1987	ETSU	24-21	Johnson City, Tenn.
1988	CIT	48-21	Charleston, S.C.
1989	ETSU	35-33	Johnson City, Tenn.
1990	CIT	35-15	Charleston, S.C.
1991	CIT	17-7	Johnson City, Tenn.
1992	CIT	28-7	Charleston, S.C.
1993	ETSU	20-17	Johnson City, Tenn.
1994	ETSU	56-34	Charleston, S.C.
1995	ETSU	21-13	Johnson City, Tenn.
1996	ETSU	41-20	Charleston, S.C.
1997	CIT	23-20 (OT)	Johnson City, Tenn.
1998	CIT	31-20	Charleston, S.C.
1999	ETSU	28-10	Johnson City, Tenn.
2000	ETSU	20-7	Charleston, S.C.
2001	ETSU	23-21	Johnson City, Tenn.
2002	CIT	26-7	Charleston, S.C.
2003	ETSU	16-13	Johnson City, Tenn.
2016	CIT	45-10	Charleston, S.C.
2017	CIT	31-25	Johnson City, Tenn.
2018	ETSU	26-23	Charleston, S.C.
2019	CIT	31-27	Johnson City, Tenn.
2020-21	ETSU	28-21	Charleston, S.C.
2021	ETSU	48-21	Johnson City, Tenn.

**Furman 27, ETSU 9**  
**At ETSU:** FUR leads 11-6  
**At FUR:** FUR leads 16-3  
**George Quarles vs. FUR:** 0-0  
**Clay Hendrix vs. ETSU:** 3-2  
**Last ETSU win:** 17-13 in 2021  
**Last FUR win:** 17-13 in 2020-21  
**Longest ETSU streak:** 3 (1996-98)  
**Longest FUR streak:** 9 (1987-95)  
**Last 10 meetings:** FUR leads 7-3  
**Current streak:** ETSU has won one  
**Largest ETSU win:** 58-28 in 1997  
**Largest FUR win:** 52-7 in 2016

Year	Winner	Score	Site
1957	FUR	13-7	Greenville, S.C.
1973	FUR	40-21	Greenville, S.C.
1974	ETSU	24-13	Johnson City, Tenn.
1977	FUR	42-12	Greenville, S.C.
1978	FUR	35-14	Johnson City, Tenn.
1979	ETSU	28-24	Greenville, S.C.
1980	FUR	33-21	Johnson City, Tenn.
1981	FUR	21-0	Greenville, S.C.
1982	FUR	20-15	Johnson City, Tenn.
1983	FUR	28-7	Greenville, S.C.
1984	FUR	28-16	Johnson City, Tenn.
1985	FUR	35-31	Greenville, S.C.
1986	ETSU	25-13	Johnson City, Tenn.
1987	FUR	24-13	Greenville, S.C.
1988	FUR	31-14	Johnson City, Tenn.
1989	FUR	44-20	Greenville, S.C.
1990	FUR	29-13	Johnson City, Tenn.
1991	FUR	52-23	Greenville, S.C.
1992	FUR	45-14	Johnson City, Tenn.
1993	FUR	45-21	Greenville, S.C.
1994	FUR	33-21	Johnson City, Tenn.
1995	FUR	21-15	Greenville, S.C.
1996	ETSU	21-19	Johnson City, Tenn.
1997	ETSU	58-28	Greenville, S.C.
1998	ETSU	22-19 (2OT)	Johnson City, Tenn.
1999	FUR	48-21	Greenville, S.C.
2000	ETSU	23-21	Johnson City, Tenn.
2001	FUR	31-6	Greenville, S.C.
2002	FUR	25-0	Johnson City, Tenn.
2003	FUR	30-10	Greenville, S.C.
2016	FUR	52-7	Johnson City, Tenn.
2017	FUR	56-35	Greenville, S.C.
2018	ETSU	29-27	Johnson City, Tenn.
2019	FUR	17-10	Greenville, S.C.
2020-21	FUR	17-13	Johnson City, Tenn.
2021	ETSU	17-13	Greenville, S.C.

**ETSU 1, Robert Morris 1**  
**At ETSU:** ETSU leads 1-0  
**At RMU:** RMU leads 1-0  
**George Quarles vs. RMU:** 0-0  
**Bernard Clark Jr. vs. ETSU:** 0-0  
**Last ETSU win:** 16-3 in 2017  
**Last RMU win:** 21-9 in 2015  
**Longest ETSU streak:** 1 (2017)  
**Longest RMU streak:** 1 (2015)  
**Last 10 meetings:** Series tied 1-1  
**Current streak:** ETSU has won one  
**Largest ETSU win:** 16-3 in 2017  
**Largest RMU win:** 21-9 in 2015

Year	Winner	Score	Site
2015	RMU	21-9	Moon Township, Pa.
2017	ETSU	16-3	Johnson City, Tenn.

**Chattanooga 24, ETSU 19, 1 tie**  
**At ETSU:** ETSU leads 11-8-1  
**At UTC:** UTC leads 16-8  
**George Quarles vs. UTC:** 0-0  
**Rusty Wright vs. ETSU:** 2-0  
**Last ETSU win:** 17-14 in 2018  
**Last UTC win:** 21-16 in 2021  
**Longest ETSU streak:** 5 (1992-96)  
**Longest UTC streak:** 4 (1980-83)  
**Last 10 meetings:** Series tied 5-5  
**Current streak:** UTC has won two  
**Largest ETSU win:** 68-7 in 2003  
**Largest UTC win:** 37-7 in 2016

Year	Winner	Score	Site
1961	UTC	27-6	Chattanooga, Tenn.



**ETSU DEFENSIVE BACK ALIJAH HUZZIE**

#SoConFB



## ETSU VS. 2022 OPPONENTS



### ETSU QUARTERBACK TYLER RIDDELL

1962	UTC	14-13	Chattanooga, Tenn.
1963	ETSU	27-22	Chattanooga, Tenn.
1964	UTC	7-0	Chattanooga, Tenn.
1965	Tie	7-7	Johnson City, Tenn.
1967	UTC	15-14	Johnson City, Tenn.
1968	UTC	16-6	Chattanooga, Tenn.
1969	ETSU	17-13	Chattanooga, Tenn.
1970	ETSU	21-17	Johnson City, Tenn.
1971	UTC	28-14	Chattanooga, Tenn.
1972	ETSU	35-0	Johnson City, Tenn.
1973	UTC	26-21	Chattanooga, Tenn.
1975	UTC	21-13	Johnson City, Tenn.
1976	UTC	23-14	Chattanooga, Tenn.
1979	ETSU	35-0	Johnson City, Tenn.
1980	UTC	26-14	Chattanooga, Tenn.
1981	UTC	17-0	Johnson City, Tenn.
1982	UTC	27-6	Chattanooga, Tenn.
1983	UTC	13-10	Johnson City, Tenn.
1984	ETSU	12-0	Chattanooga, Tenn.
1985	UTC	12-0	Johnson City, Tenn.
1986	ETSU	18-17	Chattanooga, Tenn.
1987	ETSU	34-14	Johnson City, Tenn.
1988	UTC	33-10	Chattanooga, Tenn.
1989	ETSU	24-23	Johnson City, Tenn.
1990	UTC	22-3	Chattanooga, Tenn.
1991	UTC	43-26	Johnson City, Tenn.
1992	ETSU	27-24	Chattanooga, Tenn.
1993	ETSU	21-0	Johnson City, Tenn.
1994	ETSU	30-13	Chattanooga, Tenn.
1995	ETSU	38-9	Johnson City, Tenn.
1996	ETSU	28-24	Chattanooga, Tenn.
1997	UTC	17-14	Johnson City, Tenn.
1998	UTC	10-7	Chattanooga, Tenn.
1999	ETSU	28-14	Johnson City, Tenn.
2000	ETSU	24-22	Chattanooga, Tenn.

2001	ETSU	32-10	Johnson City, Tenn.
2002	UTC	27-10	Chattanooga, Tenn.
2003	ETSU	68-7	Johnson City, Tenn.
2016	UTC	37-7	Johnson City, Tenn.
2017	UTC	10-3	Chattanooga, Tenn.
2018	ETSU	17-14	Johnson City, Tenn.
2019	UTC	16-13	Chattanooga, Tenn.
2021	UTC	21-16	Chattanooga, Tenn.

#### ETSU 17, VMI 10

**At ETSU:** ETSU leads 10-3

**At VMI:** Series tied 7-7

**George Quarles vs. VMI:** 0-0

**Scott Wachenheim vs. ETSU:** 2-4

**Last ETSU win:** 27-20 in 2021

**Last VMI win:** 31-24 (OT) in 2019

**Longest ETSU streak:** 7 (1996-02)

**Longest VMI streak:** 4 (1979-85)

**Last 10 meetings:** ETSU leads 8-2

**Current streak:** ETSU has won two

**Largest ETSU win:** 38-0 in 1996

**Largest VMI win:** 37-7 in 2016

Year	Winner	Score	Site
1979	VMI	24-14	Lexington, Va.
1982	VMI	21-3	Johnson City, Tenn.
1983	VMI	24-12	Lexington, Va.
1985	VMI	23-19	Lexington, Va.
1986	ETSU	31-20	Johnson City, Tenn.
1987	VMI	20-13	Lexington, Va.
1988	ETSU	26-10	Johnson City, Tenn.
1989	ETSU	17-16	Lexington, Va.
1990	VMI	21-20	Johnson City, Tenn.
1991	VMI	35-20	Lexington, Va.
1992	ETSU	18-16	Johnson City, Tenn.
1993	ETSU	10-7	Lexington, Va.

1994	ETSU	31-21	Johnson City, Tenn.
1995	VMI	37-23	Lexington, Va.
1996	ETSU	38-0	Johnson City, Tenn.
1997	ETSU	17-7	Lexington, Va.
1998	ETSU	44-8	Johnson City, Tenn.
1999	ETSU	26-17	Lexington, Va.
2000	ETSU	38-3	Johnson City, Tenn.
2001	ETSU	34-23	Lexington, Va.
2002	ETSU	35-21	Johnson City, Tenn.
2016	VMI	37-7	Lexington, Va.
2017	ETSU	24-6	Johnson City, Tenn.
2018	ETSU	27-24	Lexington, Va.
2019	VMI	31-24 (OT)	Johnson City, Tenn.
2020-21	ETSU	24-20	Lexington, Va.
2021	ETSU	27-20	Johnson City, Tenn.

#### ETSU 4, Mercer 3

**At ETSU:** ETSU leads 3-0

**At MER:** MER leads 3-1

**George Quarles vs. MER:** 0-0

**Drew Cronic vs. ETSU:** 1-1

**Last ETSU win:** 38-35 in 2021

**Last MER win:** 21-13 in 2020-21

**Longest ETSU streak:** 3 (2017-19)

**Longest MER streak:** 2 (2015-16)

**Last 10 meetings:** ETSU leads 4-3

**Current streak:** ETSU has won two

**Largest ETSU win:** 38-33 in 2019

**Largest MER win:** 52-0 in 2015

Year	Winner	Score	Site
2015	MER	52-0	Macon, Ga.
2016	MER	21-13	Macon, Ga.
2017	ETSU	26-23 (OT)	Johnson City, Tenn.
2018	ETSU	21-18	Macon, Ga.
2019	ETSU	38-33	Johnson City, Tenn.







## ETSU YEAR-BY-YEAR

Year	Overall	SoCon	Place	Coach
1920	3 2 0			W.R. Windes
1921	4 3 0			W.R. Windes
1922	5 4 0			J.K. Luck
1923	3 6 0			J.K. Luck
1924	3 4 1			J.K. Luck
1925	3 4 0			John Robinson
1926	2 4 1			John Robinson
1927	2 5 0			John Robinson
1928	4 3 0			John Robinson
1929	2 5 1			John Robinson
1930	0 7 0			J.S. Batey
1931	1 3 2			J.S. Batey
1932	3 3 1			Gene McMurray
1933	6 1 2			Gene McMurray
1934	3 3 2			Gene McMurray
1935	5 1 0			Gene McMurray
1936	6 2 0			Gene McMurray
1937	4 5 0			Gene McMurray
1938	6 2 0			Gene McMurray
1939	5 3 0			Gene McMurray
1940	4 4 0			Gene McMurray
1941	2 5 0			Gene McMurray
1942-45	No team			
1946	7 1 0			Gene McMurray
1947	5 4 0			L.T. Roberts
1948	6 2 1			L.T. Roberts
1949	5 4 0			L.T. Roberts
1950	3 5 1			L.T. Roberts
1951	4 5 0			L.T. Roberts
1952	6 1 2			Star Wood
1953	5 4 0			Star Wood
1954	5 4 1			Hal Littleford
1955	6 3 1			Star Wood
1956	4 5 0			Star Wood
1957	5 6 0			Star Wood
1958	5 4 0			Star Wood
1959	6 3 0			Star Wood
1960	3 4 2			Star Wood
1961	3 7 0			Star Wood
1962	7 3 0			Star Wood
1963	7 2 0			Star Wood
1964	5 5 0			Star Wood
1965	2 6 1			Star Wood
1966	3 6 0			John R. Bell
1967	3 6 1			John R. Bell
1968	5 5 0			John R. Bell
1969	10 0 1			John R. Bell
1970	7 1 2			John R. Bell
1971	0 9 1			John R. Bell
1972	3 7 0			John R. Bell
1973	4 7 0			Roy Frazier
1974	4 6 1			Roy Frazier
1975	2 8 1			Roy Frazier
1976	3 7 0			Roy Frazier
1977	3 8 0			Roy Frazier
1978	4 7 0			Jack Carlisle
1979	7 4 0	2 3 0	6th	Jack Carlisle
1980	2 9 0	1 4 0	7th	Jack Carlisle
1981	6 5 0	4 2 0	3rd	Jack Carlisle
1982	2 9 0	2 5 0	7th	Jack Carlisle
1983	3 8 0	1 6 0	t-7th	Buddy Sasser
1984	6 5 0	2 4 0	t-5th	Buddy Sasser
1985	0 10 1	0 7 0	9th	Mike Ayers
1986	6 5 0	4 3 0	4th	Mike Ayers
1987	5 6 0	2 5 0	7th	Mike Ayers
1988	3 8 0	1 6 0	t-7th	Don Riley
1989	4 7 0	4 3 0	t-3rd	Don Riley
1990	2 9 0	1 6 0	8th	Don Riley
1991	1 10 0	0 7 0	8th	Don Riley
1992	5 6 0	2 5 0	6th	Mike Cavan
1993	5 6 0	3 5 0	7th	Mike Cavan
1994	6 5 0	4 4 0	t-5th	Mike Cavan
1995	4 7 0	4 4 0	5th	Mike Cavan

Year	Overall	SoCon	Place	Coach
1996	10 3 0	7 1 0	2nd	Mike Cavan
1997	7 4 0	5 3 0	t-3rd	Paul Hamilton
1998	4 7 0	3 5 0	t-6th	Paul Hamilton
1999	6 5 0	4 4 0	5th	Paul Hamilton
2000	6 5 0	4 4 0	5th	Paul Hamilton
2001	6 5 0	4 4 0	5th	Paul Hamilton
2002	4 8 0	2 6 0	t-7th	Paul Hamilton
2003	5 7 0	2 6 0	8th	Paul Hamilton
2004-14	No team			
2015	2 9 0			Carl Torbush
2016	5 6 0	2 6 0	7th	Carl Torbush
2017	4 7 0	2 6 0	8th	Carl Torbush
2018	8 4 0	6 2 0	t-1st	Randy Sanders
2019	3 9 0	1 7 0	9th	Randy Sanders
2020-21	4 2 0	4 2 0	3rd	Randy Sanders
2021	11 2 0	7 1 0	1st	Randy Sanders
<b>Total</b>	<b>378-436-27</b>	<b>90-136-0</b>		

## ALL-TIME ETSU COACHES

Coach	Seasons	Years	W	L	T	Pct.
W.R. Windes	1920-21	2	7	5	0	.583
J.K. Luck	1922-24	3	11	14	1	.442
John Robinson	1925-29	5	13	21	2	.389
J.S. Batey	1930-31	2	1	10	2	.154
Gene McMurray	1932-41, 1946	11	51	29	5	.629
L.T. Roberts	1947-51	5	23	20	2	.533
Star Wood	1952-53, 1955-65	13	64	53	6	.545
Hal Littleford	1954	1	5	4	1	.550
John Robert Bell	1966-72	7	31	34	5	.479
Roy Frazier	1973-77	5	16	36	2	.315
Jack Carlisle	1978-82	5	21	34	0	.382
Buddy Sasser	1983-84	2	9	13	0	.409
Mike Ayers	1985-87	3	11	21	1	.348
Don Riley	1988-91	4	10	34	0	.227
Mike Cavan	1992-96	5	30	27	0	.526
Paul Hamilton	1997-03	7	38	41	0	.481
Carl Torbush	2015-17	3	11	22	0	.333
Randy Sanders	2018-21	4	26	17	0	.605
George Quarles	2022-present					



**ETSU COACH GEORGE QUARLES**



**WILLIAM B. GREENE, JR. STADIUM (7,694)**





## 2022 SCHEDULE

Sept. 1 (7 p.m.) <b>North Greenville</b> (ESPN+/3)		Oct. 15 (2 p.m.) <b>Western Carolina*</b> (Nexstar/ESPN+/3)	
Sept. 10 (3:30 p.m.) <b>at Clemson</b> (ACC Network)		Oct. 22 (1:30 p.m.) <b>at VMI*</b> (ESPN+/3)	
Sept. 17 (7:30 p.m.) <b>at ETSU*</b> (ESPN+/3)		Oct. 29 (2 p.m.) <b>Chattanooga*</b> (Nexstar/ESPN+/3)	
Sept. 24 (12 p.m.) <b>at Charleston Southern</b> (TBA)		Nov. 12 (3 p.m.) <b>at Mercer*</b> (ESPN+/3)	
Oct. 1 (2 p.m.) <b>Samford*</b> (ESPN+/3)		Nov. 19 (1 p.m.) <b>Wofford*</b> (ESPN+/3)	
Oct. 8 (2 p.m.) <b>at The Citadel*</b> (ESPN+/3)			

\* Southern Conference game

## FURMAN PALADINS

### Basic information

Location: ..... Greenville, S.C.  
 Founded: ..... 1826  
 Enrollment: ..... 2,500  
 Nickname: ..... Paladins  
 Colors: ..... Purple and White  
 President: ..... Dr. Elizabeth Davis  
 Director of athletics: ..... Jason Donnelly  
 Stadium: ..... Paladin Stadium  
 Capacity: ..... 14,518

### Media relations

Football contact: ..... Hunter Reid  
 Email: ..... hunter.reid@furman.edu  
 Office: ..... 864-294-2061  
 Cell: ..... 864-567-1663  
 Press box phone: ..... 864-294-3066  
 Website: ..... FurmanPaladins.com

### Team information

2021 record: ..... 6-5  
 SoCon record: ..... 4-4 (t-4th)  
 Home: ..... 3-2  
 Away: ..... 3-3  
 Lettermen returning/lost: ..... 46/13  
 Off. starters returning/lost: ..... 8/3  
 Def. starters returning/lost: ..... 7/4  
 Specialists returning/lost: ..... 0-2  
 Basic offense: ..... Multiple  
 Basic defense: ..... 3-4



Hunter Reid  
Football SID

### SoCon titles (14)

1978, 1980, 1981, 1982, 1983, 1985, 1988, 1989, 1990,  
1999, 2001, 2004, 2013, 2018

### FCS Playoff appearances (18)

1982, 1983, 1985, 1986, 1988, 1989, 1990, 1996, 1999,  
2000, 2001, 2002, 2004, 2005, 2006, 2013, 2017, 2019



**FURMAN DEFENSIVE BACK  
TRAVIS BLACKSHEAR**



**FURMAN TIGHT END RYAN MILLER**









## FURMAN VS. 2022 OPPONENTS

1972	CIT	19-13	Greenville, S.C.
1973	CIT	26-21	Charleston, S.C.
1974	CIT	24-0	Greenville, S.C.
1975	CIT	13-9	Charleston, S.C.
1976	CIT	17-16	Greenville, S.C.
1977	CIT	10-3	Charleston, S.C.
1978	FUR	17-13	Greenville, S.C.
1979	FUR	45-44	Charleston, S.C.
1980	FUR	28-15	Greenville, S.C.
1981	CIT	35-18	Charleston, S.C.
1982	FUR	27-0	Greenville, S.C.
1983	FUR	49-21	Charleston, S.C.
1984	FUR	42-14	Greenville, S.C.
1985	FUR	42-0	Charleston, S.C.
1986	FUR	37-14	Greenville, S.C.
1987	FUR	58-13	Charleston, S.C.
1988	FUR	30-17	Greenville, S.C.
1989	FUR	44-9	Charleston, S.C.
1990	FUR	30-17	Greenville, S.C.
1991	CIT	10-6	Charleston, S.C.
1992	CIT	20-14	Greenville, S.C.
1993	CIT	20-10	Charleston, S.C.
1994	CIT	52-44	Greenville, S.C.
1995	FUR	24-3	Charleston, S.C.
1996	FUR	35-25	Greenville, S.C.
1997	FUR	21-7	Charleston, S.C.
1998	CIT	25-24	Greenville, S.C.
1999	FUR	31-17	Charleston, S.C.
2000	FUR	33-7	Greenville, S.C.
2001	FUR	30-7	Charleston, S.C.
2002	FUR	37-10	Greenville, S.C.
2003	CIT	10-9	Charleston, S.C.
2004	FUR	33-14	Greenville, S.C.
2005	FUR	39-31 (3OT)	Charleston, S.C.
2006	FUR	23-17	Greenville, S.C.
2007	CIT	54-51 (OT)	Charleston, S.C.
2008	FUR	34-20	Greenville, S.C.
2009	CIT	38-28	Charleston, S.C.
2010	FUR	31-14	Greenville, S.C.
2011	FUR	16-6	Charleston, S.C.
2012	CIT	42-20	Greenville, S.C.
2013	FUR	24-17	Charleston, S.C.
2014	CIT	42-35 (OT)	Charleston, S.C.
2015	CIT	38-17	Greenville, S.C.
2016	CIT	19-14	Charleston, S.C.
2017	FUR	56-20	Greenville, S.C.
2018	FUR	28-17	Charleston, S.C.
2019	CIT	27-10	Greenville, S.C.
2020-21	CIT	26-7	Charleston, S.C.
2021	FUR	24-14	Greenville, S.C.



### FURMAN OFFENSIVE LINEMAN ANDERSON TOMLIN

**Furman 34, Western Carolina 13, 2 ties**

**At FUR:** FUR leads 18-6-1

**At WCU:** FUR leads 16-7-1

**Clay Hendrix vs. WCU:** 4-1

**Kerwin Bell vs. FUR:** 1-0

**Last FUR win:** 35-17 in 2020-21

**Last WCU win:** 43-42 in 2021

**Longest FUR streak:** 8 (2006-13)

**Longest WCU streak:** 3 (1992-94)

**Last 10 meetings:** FUR leads 7-3

**Current streak:** WCU has won one

**Largest FUR win:** 34-0 in 1975

**Largest WCU win:** 48-10 in 2015

Year	Winner	Score	Site
1971	FUR	21-14	Greenville, S.C.
1972	WCU	20-15	Cullowhee, N.C.
1975	FUR	34-0	Greenville, S.C.
1977	Tie	24-24	Greenville, S.C.
1978	FUR	24-7	Cullowhee, N.C.
1979	FUR	23-14	Greenville, S.C.
1980	FUR	28-14	Cullowhee, N.C.
1981	FUR	31-27	Cullowhee, N.C.
1982	FUR	12-6	Greenville, S.C.
1983	Tie	17-17	Cullowhee, N.C.
1983*	WCU	14-7	Greenville, S.C.
1984	WCU	20-19	Greenville, S.C.
1985	FUR	31-27	Cullowhee, N.C.
1986	WCU	19-13	Greenville, S.C.
1987	WCU	20-14	Cullowhee, N.C.
1988	FUR	31-0	Greenville, S.C.
1989	FUR	17-3	Cullowhee, N.C.
1990	FUR	42-9	Greenville, S.C.

1991	FUR	42-14	Cullowhee, N.C.
1992	WCU	29-27	Greenville, S.C.
1993	WCU	23-20	Cullowhee, N.C.
1994	WCU	35-24	Greenville, S.C.
1995	FUR	31-21	Cullowhee, N.C.
1996	FUR	45-30	Greenville, S.C.
1997	WCU	17-16	Cullowhee, N.C.
1998	FUR	31-7	Greenville, S.C.
1999	FUR	27-19	Cullowhee, N.C.
2000	FUR	38-14	Greenville, S.C.
2001	FUR	31-13	Cullowhee, N.C.
2002	FUR	24-23	Greenville, S.C.
2003	FUR	19-13	Cullowhee, N.C.
2004	FUR	31-10	Greenville, S.C.
2005	WCU	41-21	Cullowhee, N.C.
2006	FUR	42-7	Greenville, S.C.
2007	FUR	52-21	Cullowhee, N.C.
2008	FUR	28-21	Greenville, S.C.
2009	FUR	33-14	Cullowhee, N.C.
2010	FUR	31-17	Greenville, S.C.
2011	FUR	47-21	Cullowhee, N.C.
2012	FUR	45-24	Greenville, S.C.
2013	FUR	32-20	Cullowhee, N.C.
2014	WCU	35-17	Greenville, S.C.
2015	WCU	48-10	Cullowhee, N.C.
2016	FUR	49-21	Greenville, S.C.
2017	FUR	28-6	Cullowhee, N.C.
2018	FUR	44-38	Greenville, S.C.
2019	FUR	28-7	Cullowhee, N.C.
2020-21	FUR	35-17	Greenville, S.C.
2021	WCU	43-42	Cullowhee, N.C.

\*NCAA Playoffs

**Furman 29, VMI 10**

**At FUR:** FUR leads 17-3

**At VMI:** FUR leads 12-7

**Clay Hendrix vs. VMI:** 4-1

**Scott Wachenheim vs. FUR:** 1-6

**Last FUR win:** 37-31 in 2021

**Last VMI win:** 14-13 in 2020-21

**Longest FUR streak:** 21 (1980-02)

**Longest VMI streak:** 5 (1974-79)

**Last 10 meetings:** FUR leads 8-2

**Current streak:** FUR has won one

**Largest FUR win:** 58-0 in 1999; 65-7 in 2001

**Largest VMI win:** 31-7 in 1972

Year	Winner	Score	Site
1946	VMI	26-7	Greenville, S.C.
1970	VMI	13-0	Lexington, Va.
1971	FUR	14-0	Greenville, S.C.
1972	VMI	31-7	Lexington, Va.
1973	FUR	19-13	Greenville, S.C.
1974	VMI	7-0	Lexington, Va.
1975	VMI	13-10	Greenville, S.C.
1976	VMI	17-3	Lexington, Va.
1977	VMI	31-28	Greenville, S.C.
1979	VMI	21-20	Lexington, Va.
1980	FUR	21-16	Greenville, S.C.
1981	FUR	33-21	Lexington, Va.
1982	FUR	38-3	Greenville, S.C.





# PALADINS



## FURMAN YEAR-BY-YEAR

Year	Overall	SoCon	Place	Coach
1889	0 2 0			William Beattie
1890	2 0 0			H.C. Granger
1891	0 1 0			
1892	1 0 0			H.P. Young
1893	1 1 0			
1894	No team			
1895	0 2 0			
1896	2 3 0			Harry Sims
1897-99	No team			
1900	0 2 1			Frank Spencer
1901	1 2 1			C.S. Roller
1902	4 3 4			C.S. Roller
1903-12	No team			
1913	6 3 0			W.C. "Cuppy" Farmer
1914	2 5 0			W.B. Bible
1915	5 3 0			W.L. Laval
1916	4 5 0			W.L. Laval
1917	3 5 0			W.L. Laval
1918	3 5 1			W.L. Laval
1919	6 2 1			W.L. Laval
1920	9 1 0			W.L. Laval
1921	7 2 1			W.L. Laval
1922	8 3 0			W.L. Laval
1923	9 2 0			W.L. Laval
1924	5 5 0			W.L. Laval
1925	7 3 0			W.L. Laval
1926	8 1 1			W.L. Laval
1927	10 1 0			W.L. Laval
1928	5 4 0			T.B. Amis
1929	5 4 1			T.B. Amis
1930	6 3 1			T.B. Amis
1931	5 2 2			T.B. Amis
1932	8 1 0			A.P. "Dizzy" McLeod
1933	6 1 2			A.P. "Dizzy" McLeod
1934	5 4 0			A.P. "Dizzy" McLeod
1935	8 1 0			A.P. "Dizzy" McLeod
1936	7 2 0	4 1 0	3rd	A.P. "Dizzy" McLeod
1937	4 3 2	1 2 0	11th	A.P. "Dizzy" McLeod
1938	2 7 1	0 4 0	14th	A.P. "Dizzy" McLeod
1939	5 4 0	3 3 0	t-6th	A.P. "Dizzy" McLeod
1940	5 4 0	4 3 0	8th	A.P. "Dizzy" McLeod
1941	3 4 2	2 3 0	9th	A.P. "Dizzy" McLeod
1942	3 6 0	3 3 0	7th	A.P. "Dizzy" McLeod
1943-45	No team			
1946	2 8 0	1 4 0	t-13th	R.W. Smith
1947	2 7 0	1 4 0	t-14th	R.W. Smith
1948	2 6 1	2 4 0	t-10th	H.E. Smith
1949	3 6 0	3 3 0	t-9th	H.E. Smith
1950	2 8 1	2 4 0	13th	Bill Young
1951	3 6 1	1 4 1	15th	Bill Young
1952	6 3 1	2 2 1	7th	Bill Young
1953	7 2 0	2 0 0	2nd	Bill Young
1954	5 5 0	2 0 0	2nd	Bill Young
1955	1 9 0	1 1 0	7th	Homer Hobbs
1956	2 8 0	2 2 0	5th	Homer Hobbs
1957	3 7 0	2 1 0	4th	Homer Hobbs
1958	2 7 0	1 2 0	8th	Bob King
1959	3 7 0	3 2 0	4th	Bob King
1960	5 4 1	2 2 0	5th	Bob King
1961	7 3 0	2 2 0	5th	Bob King
1962	4 6 0	2 2 0	5th	Bob King
1963	7 3 0	3 2 0	4th	Bob King
1964	3 7 0	1 4 0	t-8th	Bob King
1965	5 5 0	2 3 0	t-6th	Bob King
1966	2 7 1	1 4 0	t-8th	Bob King
1967	5 5 0	2 3 0	t-5th	Bob King
1968	1 9 0	0 4 0	7th	Bob King
1969	1 8 1	0 4 0	t-6th	Bob King
1970	8 3 0	3 2 0	3rd	Bob King
1971	5 5 1	2 3 0	5th	Bob King
1972	2 9 1	1 6 0	7th	Bob King
1973	7 4 0	3 3 0	4th	Art Baker
1974	5 6 0	2 4 0	7th	Art Baker
1975	5 5 1	2 4 0	t-6th	Art Baker

Year	Overall	SoCon	Place	Coach
1976	6 4 1	2 2 1	t-3rd	Art Baker
1977	4 5 2	3 2 1	4th	Art Baker
1978	8 3 0	4 1 0	t-1st	Dick Sheridan
1979	5 6 0	4 3 0	4th	Dick Sheridan
1980	9 1 1	7 0 0	1st	Dick Sheridan
1981	8 3 0	5 2 0	1st	Dick Sheridan
1982	9 3 0	6 1 0	1st	Dick Sheridan
1983	10 2 1	6 0 1	1st	Dick Sheridan
1984	8 3 0	3 3 0	4th	Dick Sheridan
1985	12 2 0	6 0 0	1st	Dick Sheridan
1986	7 3 2	4 2 1	3rd	Jimmy Satterfield
1987	7 4 0	4 3 0	t-3rd	Jimmy Satterfield
1988	13 2 0	6 1 0	t-1st	Jimmy Satterfield
1989	12 2 0	7 0 0	1st	Jimmy Satterfield
1990	9 4 0	6 1 0	1st	Jimmy Satterfield
1991	7 4 0	4 3 0	t-4th	Jimmy Satterfield
1992	6 5 0	4 3 0	5th	Jimmy Satterfield
1993	5 5 1	4 4 0	t-4th	Jimmy Satterfield
1994	3 8 0	2 6 0	t-7th	Bobby Johnson
1995	6 5 0	5 3 0	t-3rd	Bobby Johnson
1996	9 4 0	6 2 0	3rd	Bobby Johnson
1997	7 4 0	5 3 0	t-3rd	Bobby Johnson
1998	5 6 0	3 5 0	t-6th	Bobby Johnson
1999	9 3 0	7 1 0	t-1st	Bobby Johnson
2000	9 3 0	6 2 0	t-2nd	Bobby Johnson
2001	12 3 0	7 1 0	t-1st	Bobby Johnson
2002	8 4 0	6 2 0	t-2nd	Bobby Lamb
2003	6 5 0	4 4 0	t-4th	Bobby Lamb
2004	10 3 0	6 1 0	t-1st	Bobby Lamb
2005	11 3 0	5 2 0	t-2nd	Bobby Lamb
2006	8 4 0	6 1 0	2nd	Bobby Lamb
2007	6 5 0	4 3 0	t-3rd	Bobby Lamb
2008	7 5 0	4 4 0	t-4th	Bobby Lamb
2009	6 5 0	5 3 0	3rd	Bobby Lamb
2010	5 6 0	3 5 0	6th	Bobby Lamb
2011	6 5 0	5 3 0	4th	Bruce Fowler
2012	3 8 0	2 6 0	7th	Bruce Fowler
2013	8 6 0	6 2 0	t-1st	Bruce Fowler
2014	3 9 0	2 5 0	6th	Bruce Fowler
2015	4 7 0	2 5 0	t-6th	Bruce Fowler
2016	3 8 0	3 5 0	6th	Bruce Fowler
2017	8 5 0	6 2 0	t-2nd	Clay Hendrix
2018	6 4 0	6 2 0	t-1st	Clay Hendrix
2019	8 5 0	6 2 0	2nd	Clay Hendrix
2020-21	3 4 0	3 4 0	6th	Clay Hendrix
2021	4 4 0	6 5 0	t-4th	Clay Hendrix
<b>Total</b>	<b>623-492-38</b>	<b>286-224-11</b>		

## ALL-TIME FURMAN COACHES

Coach	Seasons	Years	W	L	T	Pct.
William Beattie	1889	1	0	2	0	.000
H.C. Granger	1890	1	2	0	0	1.00
H.P. Young	1892	1	1	0	0	1.00
Harry Sims	1896	1	2	3	0	.400
Frank Spencer	1900	1	0	2	1	.167
C.S. Roller	1901-02	2	5	5	5	.500
W.C. "Cuppy" Farmer	1913	1	6	3	0	.667
W.B. Bible	1914	1	2	6	0	.250
W.L. Laval	1915-27	13	84	37	4	.688
T.B. Amis	1928-31	4	21	13	4	.605
A.P. "Dizzy" McLeod	1932-42	11	56	37	7	.595
R.W. Smith	1946-47	2	4	15	0	.211
H.E. Smith	1948-49	2	5	12	1	.306
Bill Young	1950-54	5	23	24	3	.490
Homer Hobbs	1955-57	3	6	24	0	.250
Bob King	1958-72	15	60	88	4	.408
Art Baker	1973-77	5	27	24	4	.527
Dick Sheridan	1978-85	8	69	23	2	.745
Jimmy Satterfield	1986-93	8	66	29	3	.689
Bobby Johnson	1994-01	8	60	36	0	.625
Bobby Lamb	2002-10	9	67	40	0	.626
Bruce Fowler	2011-16	6	27	43	0	.386
Clay Hendrix	2017-present	5	31	23	0	.574



**PALADIN STADIUM (14,518)**





## 2022 SCHEDULE

Aug. 27 (7 p.m.)  
**Morehead State**  
(ESPN+/3)



Oct. 15 (4 p.m.)  
**ETSU\***  
(ESPN+/3)



Sept. 3 (7 p.m.)  
**at Auburn**  
(ESPN+/SEC Network+)



Oct. 22 (1:30 p.m.)  
**at Chattanooga\***  
(ESPN+/3)



Sept. 17 (6 p.m.)  
**The Citadel\***  
(Nexstar/ESPN+/3)



Oct. 29 (1:30 p.m.)  
**at VMI\***  
(ESPN+/3)



Sept. 24 (6 p.m.)  
**at Gardner-Webb**  
(TBA)



Nov. 12 (3 p.m.)  
**Furman\***  
(ESPN+/3)



Oct. 1 (1:30 p.m.)  
**at Wofford\***  
(Nexstar/ESPN+/3)



Nov. 19 (1 p.m.)  
**at Samford\***  
(ESPN+/3)



Oct. 8 (4 p.m.)  
**Western Carolina\***  
(ESPN+/3)



\* Southern Conference game

## MERCER BEARS

### Basic information

Location: ..... Macon, Ga.  
Founded: ..... 1833  
Enrollment: ..... 9,033  
Nickname: ..... Bears  
Colors: ..... Orange and Black  
President: ..... William D. Underwood  
Director of athletics: ..... Jim Cole  
Stadium: ..... Five Star Stadium  
Capacity: ..... 10,200

### Media relations

Football contact (interim): ..... Brian Magnus  
Email: ..... magnus\_bt@mercer.edu  
Office: ..... 478-301-5218  
Cell: ..... 912-257-6381  
Press box phone: ..... 478-943-4355  
Website: ..... MercerBears.com

### Team information

2021 record: ..... 7-3  
SoCon record: ..... 6-2 (2nd)  
Home: ..... 4-1  
Away: ..... 3-2  
Lettermen returning/lost: ..... 3/1  
Off. starters returning/lost: ..... 8/3  
Def. starters returning/lost: ..... 7/4  
Specialists returning/lost: ..... N/A  
Basic offense.. Multiple (Spread/Wing)  
Basic defense ..... Multiple

Brian Magnus  
Football SID

### SoCon titles (0)

### FCS Playoff appearances (0)



**MERCER QUARTERBACK  
FRED PAYTON**



**MERCER LINEBACKER ISAAC DOWLING**







## MERCER VS. 2022 OPPONENTS

### Mercer 0, Morehead State 0

First meeting

**Drew Cronic vs. MSU:** 0-0

**Rob Tenyer vs. MER:** 0-0

### Auburn 12, Mercer 0

**At AU:** AU leads 7-0

**At MER:** AU leads 4-0

**At neutral sites:** AU leads 1-0

**Bryan Harsin vs. MER:** 0-0

**Drew Cronic vs. AU:** 0-0

**Last AU win:** 24-10 in 2017

**Last MER win:** N/A

**Longest AU streak:** 12 (1896-2017)

**Longest MER streak:** N/A

**Last 10 meetings:** AU leads 10-0

**Current streak:** AU has won 12

**Largest AU win:** 93-0 in 1916

**Largest MER win:** N/A

Year	Winner	Score	Site
1896	AU	46-0	Macon, Ga.
1897	AU	26-0	Macon, Ga.
1907	AU	63-0	Auburn, Ala.
1908	AU	23-0	Macon, Ga.
1909	AU	23-5	Macon, Ga.
1911	AU	29-0	Auburn, Ala.
1912	AU	56-0	Columbus, Ga.
1913	AU	53-0	Auburn, Ala.
1915	AU	45-0	Auburn, Ala.
1916	AU	93-0	Auburn, Ala.
1922	AU	50-7	Auburn, Ala.
2017	AU	24-10	Auburn, Ala.

### The Citadel 11, Mercer 7, 1 tie

**At CIT:** CIT leads 5-4-1

**At MER:** CIT leads 4-1

**At neutral sites:** Series tied 2-2

**Brent Thompson vs. MER:** 3-3

**Drew Cronic vs. CIT:** 2-0

**Last CIT win:** 35-24 in 2019

**Last MER win:** 34-7 in 2021

**Longest CIT streak:** 3 (2014-16)

**Longest MER streak:** 2 (1927-28; 2020-21)

**Last 10 meetings:** CIT leads 6-4

**Current streak:** MER has won two

**Largest CIT win:** 31-0 in 1925

**Largest MER win:** 34-7 in 2021

Year	Winner	Score	Site
1906	CIT	10-0	Charleston, S.C.
1908	CIT	10-0	Charleston, S.C.
1910	MER	21-0	Savannah, Ga.
1911	CIT	5-0	Savannah, Ga.
1913	Tie	7-7	Charleston, S.C.
1925	CIT	31-0	Augusta, Ga.
1926	CIT	12-7	Macon, Ga.
1927	MER	6-0	Charleston, S.C.
1928	MER	7-0	Savannah, Ga.
1929	CIT	21-13	Charleston, S.C.
1931	MER	26-0	Charleston, S.C.
2014	CIT	28-26	Macon, Ga.
2015	CIT	21-19	Charleston, S.C.
2016	CIT	24-23	Macon, Ga.
2017	MER	24-14	Charleston, S.C.
2018	CIT	38-31	Macon, Ga.
2019	CIT	35-24	Charleston, S.C.
2020-21	MER	42-28	Macon, Ga.
2021	MER	34-7	Charleston, S.C.

### Gardner-Webb 0, Mercer 0

First meeting

**Tre Lamb vs. MER:** 0-0

**Drew Cronic vs. GWU:** 0-0

### Mercer 7, Wofford 7

**At MER:** MER leads 5-3

**At WOF:** WOF leads 4-2

**Drew Cronic vs. WOF:** 1-1

**Josh Conklin vs. MER:** 3-1

**Last WOF win:** 45-14 in 2021

**Last MER win:** 31-14 in 2020-21

**Longest MER streak:** 6 (1915-41)

**Longest WOF streak:** 7 (2014-21)

**Last 10 meetings:** WOF leads 7-3

**Current streak:** MER has won one

**Largest MER win:** 45-14 in 2021

**Largest WOF win:** 41-7 in 2019

Year	Winner	Score	Site
1915	MER	13-6	Macon, Ga.
1924	MER	16-0	Macon, Ga.
1931	MER	25-7	Spartanburg, S.C.
1938	MER	14-0	Macon, Ga.
1939	MER	12-0	Spartanburg, S.C.
1941	MER	20-14	Macon, Ga.
2014	WOF	34-6	Spartanburg, S.C.
2015	WOF	34-33 (OT)	Macon, Ga.
2016	WOF	31-21	Spartanburg, S.C.
2017	WOF	28-27	Macon, Ga.
2018	WOF	42-21	Spartanburg, S.C.
2019	WOF	41-7	Macon, Ga.
2020-21	WOF	31-14	Spartanburg, S.C.
2021	MER	45-14	Macon, Ga.

### Mercer 6, Western Carolina 2

**At MER:** MER leads 3-1

**At WCU:** MER leads 3-1

**Drew Cronic vs. WCU:** 2-0

**Kerwin Bell vs. MER:** 0-2 (0-1 JU, 0-1 WCU)

**Last MER win:** 34-24 in 2021

**Last WCU win:** 24-21 in 2015

**Longest MER streak:** 6 (2016-21)

**Longest WCU streak:** 2 (2014-15)

**Last 10 meetings:** MER leads 6-2

**Current streak:** MER has won six

**Largest MER win:** 49-27 in 2019

**Largest WCU win:** 35-21 in 2014

Year	Winner	Score	Site
2014	WCU	35-21	Macon, Ga.
2015	WCU	24-21	Cullowhee, N.C.
2016	MER	38-24	Macon, Ga.
2017	MER	35-33	Cullowhee, N.C.
2018	MER	59-46	Macon, Ga.
2019	MER	49-27	Cullowhee, N.C.
2020-21	MER	45-28	Macon, Ga.
2021	MER	34-24	Cullowhee, N.C.

### ETSU 4, Mercer 3

**At ETSU:** ETSU leads 3-0

**At MER:** MER leads 3-1

**George Quarles vs. MER:** 0-0

**Drew Cronic vs. ETSU:** 1-1

**Last ETSU win:** 38-35 in 2021

**Last MER win:** 21-13 in 2020-21

**Longest ETSU streak:** 3 (2017-19)

**Longest MER streak:** 2 (2015-16)



**MERCER WIDE RECEIVER TY JAMES**

#SoConFB



## MERCER VS. 2022 OPPONENTS



### MERCER LINEBACKER KEN STANDLEY

**Last 10 meetings:** ETSU leads 4-3

**Current streak:** ETSU has won won

**Largest ETSU win:** 38-33 in 2019

**Largest MER win:** 52-0 in 2015

Year	Winner	Score	Site
2015	MER	52-0	Macon, Ga.
2016	MER	21-13	Macon, Ga.
2017	ETSU	26-23 (OT)	Johnson City, Tenn.
2018	ETSU	21-18	Macon, Ga.
2019	ETSU	38-33	Johnson City, Tenn.
2020-21	MER	21-13	Macon, Ga.
2021	ETSU	38-35	Johnson City, Tenn.

**Chattanooga 20, Mercer 11, 1 tie**

**At MER:** MER leads 7-4

**At UTC:** UTC leads 16-4-1

**Drew Cronic vs. UTC:** 2-0

**Rusty Wright vs. MER:** 1-2

**Last MER win:** 10-6 in 2021

**Last UTC win:** 34-17 in 2019

**Longest MER streak:** 2 (four times)

**Longest UTC streak:** 8 (1935-2014)

**Last 10 meetings:** Series tied 5-5

**Current streak:** MER has won two

**Largest MER win:** 33-0 in 1924

**Largest UTC win:** 49-0 in 1916

Year	Winner	Score	Site
1909	MER	10-2	Macon, Ga.
1910	UTC	6-0	Macon, Ga.
1914	UTC	16-0	Macon, Ga.
1915	UTC	20-6	Chattanooga, Tenn.
1916	UTC	49-0	Chattanooga, Tenn.
1920	UTC	20-0	Chattanooga, Tenn.

1921	MER	18-0	Macon, Ga.
1922	UTC	13-6	Chattanooga, Tenn.
1923	MER	18-3	Macon, Ga.
1924	MER	33-0	Macon, Ga.
1925	UTC	12-7	Chattanooga, Tenn.
1929	UTC	7-0	Macon, Ga.
1930	UTC	8-6	Chattanooga, Tenn.
1931	UTC	27-19	Chattanooga, Tenn.
1932	MER	25-0	Chattanooga, Tenn.
1933	MER	7-0	Chattanooga, Tenn.
1934	Tie	13-13	Chattanooga, Tenn.
1935	UTC	12-7	Chattanooga, Tenn.
1936	UTC	6-0	Chattanooga, Tenn.
1937	UTC	19-7	Chattanooga, Tenn.
1938	UTC	9-7	Chattanooga, Tenn.
1939	UTC	21-18	Chattanooga, Tenn.
1940	UTC	20-6	Chattanooga, Tenn.
1941	UTC	40-13	Chattanooga, Tenn.
2014	UTC	38-31	Chattanooga, Tenn.
2015	MER	17-14	Macon, Ga.
2016	UTC	52-31	Chattanooga, Tenn.
2017	MER	30-10	Macon, Ga.
2018	MER	13-9	Chattanooga, Tenn.
2019	UTC	34-17	Macon, Ga.
2020-21	MER	35-28	Chattanooga, Tenn.
2021	MER	10-6	Macon, Ga.

**Mercer 5, VMI 3**

**At MER:** Series tied 2-2

**At VMI:** MER leads 3-1

**Drew Cronic vs. VMI:** 0-2

**Scott Wachenheim vs. MER:** 3-4

**Last MER win:** 34-27 in 2019

**Last VMI win:** 45-7 in 2021

**Longest MER streak:** 4 (2016-19)

**Longest VMI streak:** 2 (2020-21)

**Last 10 meetings:** MER leads 5-3

**Current streak:** VMI has won two

**Largest MER win:** 49-14 in 2017

**Largest VMI win:** 45-7 in 2021

Year	Winner	Score	Site
2014	MER	27-24	Lexington, Va.
2015	VMI	28-21	Macon, Ga.
2016	MER	33-30 (OT)	Lexington, Va.
2017	MER	49-14	Macon, Ga.
2018	MER	48-38	Lexington, Va.
2019	MER	34-27	Macon, Ga.
2020-21	VMI	41-14	Lexington, Va.
2021	VMI	45-7	Macon, Ga.

**Furman 10, Mercer 8, 2 ties**

**At FUR:** FUR leads 4-3-2

**At MER:** FUR leads 6-5

**Clay Hendrix vs. MER:** 3-2

**Drew Cronic vs. FUR:** 2-0

**Last FUR win:** 45-10 in 2019

**Last MER win:** 24-3 in 2021

**Longest FUR streak:** 4 (1934-14)

**Longest MER streak:** 3 (1923-25)

**Last 10 meetings:** FUR leads 6-4

**Current streak:** MER has won two

**Largest FUR win:** 37-0 in 1921

**Largest MER win:** 39-0 in 1914

Year	Winner	Score	Site
1914	MER	39-0	Macon, Ga.
1921	FUR	37-0	Greenville, S.C.



# MERCER

## MERCER VS. 2022 OPPONENTS

1923	MER	6-3	Macon, Ga.
1924	MER	23-0	Greenville, S.C.
1925	MER	17-0	Macon, Ga.
1926	Tie	13-13	Greenville, S.C.
1927	FUR	27-13	Macon, Ga.
1932	FUR	2-0	Macon, Ga.
1933	Tie	6-6	Greenville, S.C.
1934	FUR	9-3	Macon, Ga.
1935	FUR	32-0	Greenville, S.C.
1936	FUR	20-9	Macon, Ga.
2014	FUR	25-20	Macon, Ga.
2015	MER	27-20 (OT)	Greenville, S.C.
2016	MER	27-24	Macon, Ga.
2017	FUR	28-21	Greenville, S.C.
2018	FUR	35-30	Macon, Ga.
2019	FUR	45-10	Greenville, S.C.
2020-21	MER	26-14	Macon, Ga.
2021	MER	24-3	Greenville, S.C.

**Samford 14, Mercer 13, 1 tie**

**At MER:** MER leads 11-7-1

**At SAM:** SAM leads 6-2

**At neutral sites:** SAM leads 1-0

**Drew Cronin vs. SAM:** 1-1

**Chris Hatcher vs. MER:** 4-3

**Last MER win:** 45-42 in 2021

**Last SAM win:** 44-20 in 2020-21

**Longest MER streak:** 4 (1910-15)

**Longest SAM streak:** 8 (1937-2017)

**Last 10 meetings:** SAM leads 7-3

**Current streak:** MER has won one

**Largest MER win:** 45-0 in 1908

**Largest SAM win:** 47-21 in 2015

Year	Winner	Score	Site
1907	MER	11-6	Macon, Ga.
1908	MER	45-0	Macon, Ga.
1909	SAM	6-5	Macon, Ga.
1910	MER	28-0	Macon, Ga.
1911	MER	29-0	Macon, Ga.
1912	MER	36-0	Birmingham, Ala.
1915	MER	14-7	Macon, Ga.
1916	SAM	26-7	Birmingham, Ala.
1920	SAM	33-13	Macon, Ga.
1924	MER	14-5	Macon, Ga.
1926	MER	3-0	Macon, Ga.
1927	SAM	14-0	Macon, Ga.
1928	SAM	15-7	Macon, Ga.
1929	MER	7-2	Macon, Ga.
1932	MER	21-6	Macon, Ga.
1936	Tie	0-0	Macon, Ga.
1937	SAM	13-0	Birmingham, Ala.
1939	SAM	7-3	Albany, Ga.
1940	SAM	14-6	Macon, Ga.
1941	SAM	27-6	Birmingham, Ala.
2014	SAM	21-18	Birmingham, Ala.
2015	SAM	47-21	Macon, Ga.
2016	SAM	24-19	Birmingham, Ala.
2017	SAM	20-3	Macon, Ga.
2018	MER	30-24	Birmingham, Ala.
2019	MER	36-33 (3OT)	Macon, Ga.
2020-21	SAM	44-20	Birmingham, Ala.
2021	MER	45-42	Macon, Ga.



**MERCER SAFETY LANCE WISE**



**MERCER DEFENSIVE LINEMAN SOLOMON ZUBAIRU**

#SoConFB





## MERCER YEAR-BY-YEAR

Year	Overall	SoCon	Place	Coach	Year	Overall	SoCon	Place	Coach
1892	1 2 0				1929	2 7 0			Lake Russell
1893	No team				1930	5 5 0			Lake Russell
1894	0 1 0			George Stallings	1931	7 2 1			Lake Russell
1895	No team				1932	7 2 0			Lake Russell
1896	0 2 1			J.D. Winston	1933	4 3 2			Lake Russell
1897	0 1 0			Gordon Saussy	1934	3 6 1			Lake Russell
1898-02	No team				1935	4 5 0			Lake Russell
1903	0 1 0				1936	3 6 1			Lake Russell
1904-05	No team				1937	4 5 0			Lake Russell
1906	2 3 0			E.E. Tarr	1938	3 6 0			Lake Russell
1907	3 3 0			H.R. Shencker	1939	3 7 0			Lake Russell
1908	3 4 0			Frank Blake	1940	1 7 0			Lake Russell
1909	3 4 0			Frank Blake	1941	3 6 0			Lake Russell
1910	6 3 0			C.C. Stroud	1942-12	No team			Bobby Hooks
1911	4 6 1			C.C. Stroud	2013	10 2 0			Bobby Lamb
1912	5 3 1			C.C. Stroud	2014	6 6 0	1 6 0	t-7th	Bobby Lamb
1913	2 5 1			Lewis Hardage	2015	5 6 0	2 5 0	t-6th	Bobby Lamb
1914	5 4 0			Fred A. Robins	2016	6 5 0	4 4 0	5th	Bobby Lamb
1915	5 4 0			John Zellars	2017	5 6 0	4 4 0	5th	Bobby Lamb
1916	1 6 0			John Zellars/D.R. Peacock	2018	5 6 0	4 4 0	t-5th	Bobby Lamb
1917-18	No team				2019	4 8 0	3 5 0	7th	Bobby Lamb
1919	0 2 0			Maxwell James	2020-21	5 6 0	5 3 0	4th	Drew Cronin
1920	2 7 0			Josh Cody	2021	7 3 0	6 2 0	2nd	Drew Cronin
1921	3 6 0			Josh Cody	<b>Total</b>	<b>176-214-14</b>	<b>29-33-0</b>		
1922	5 6 0			Josh Cody					
1923	4 5 0			Stanley Robinson					
1924	5 3 2			Stanley Robinson					
1925	3 6 0			Stanley Robinson					
1926	4 3 2			Bernie Moore					
1927	5 4 0			Bernie Moore					
1928	3 5 1			Bernie Moore					

## ALL-TIME MERCER COACHES

Coach	Seasons	Years	W	L	T	Pct.
George Stallings	1894	1	0	1	0	.000
J.D. Winston	1896	1	0	2	1	.100
Gordon Saussy	1897	1	0	1	0	.000
E.E. Tarr	1906	1	2	3	0	.400
H.R. Shencker	1907	1	3	3	0	.500
Frank Blake	1908-09	2	6	8	0	.429
C.C. Stroud	1910-12	3	15	12	2	.552
Lewis Hardage	1913	1	2	5	1	.313
Fred A. Robins	1914	1	5	4	0	.556
John Zellars	1915-16	2	6	5	0	.545
D.R. Peacock	1916	1	0	5	0	.000
Maxwell James	1919	1	0	2	0	.000
Josh Cody	1920-22	3	10	19	0	.345
Stanley Robinson	1923-25	3	12	14	2	.464
Bernie Moore	1926-28	3	12	12	3	.500
Lake Russell	1929-40	12	46	60	5	.437
Bobby Hooks	1941	1	3	6	0	.333
Bobby Lamb	2013-19	7	41	39	0	.513
Drew Cronin	2020-present	2	12	9	0	.571



**FIVE STAR STADIUM (10,200)**



# SAMFORD

## CHRIS HATCHER HEAD COACH

**Alma mater (year):**..... Valdosta State (1994)  
**Hometown:**..... Macon, Ga.  
**Career record (years):**..... 161-93 (22)  
**School record (years):**..... 40-36 (7)  
**SoCon record (years):**..... 42-35 (10)  
**FCS Playoff appearances:**..... 2



## HATCHER'S YEAR-BY-YEAR RECORD

Year	School	SoCon	Overall
2000	Valdosta State		10-2
2001	Valdosta State		12-1
2002	Valdosta State		14-1
2003	Valdosta State		10-2
2004	Valdosta State		13-1
2005	Valdosta State		9-3
2006	Valdosta State		8-2
2007	Georgia Southern	4-3 (t-3rd)	7-4
2008	Georgia Southern	4-4 (t-4th)	6-5
2009	Georgia Southern	4-4 (t-4th)	5-6
2010	Murray State		6-5
2011	Murray State		7-4
2012	Murray State		5-6
2013	Murray State		6-6
2014	Murray State		3-9
2015	Samford	3-4 (t-4th)	6-5
2016	Samford	5-3 (4th)	7-5
2017	Samford	6-2 (t-2nd)	8-4
2018	Samford	5-3 (4th)	6-5
2019	Samford	4-4 (t-4th)	5-7
2020-21	Samford	4-3 (5th)	4-3
2021	Samford	3-5 (t-7th)	4-7
<b>Valdosta State (7)</b>			<b>76-12 (.864)</b>
<b>Georgia Southern (3)</b>		<b>12-11 (.522)</b>	<b>18-15 (.545)</b>
<b>Murray State (5)</b>			<b>27-30 (.474)</b>
<b>Samford (7)</b>		<b>30-24 (.556)</b>	<b>40-36 (.526)</b>
<b>Career (22)</b>		<b>42-35 (.545)</b>	<b>161-93 (.634)</b>

## 2022 COACHING STAFF

Ricky Turner ..... Assistant head coach/offensive coordinator/wide receivers  
Chris Boone ..... Defensive coordinator/safeties  
Shawn Bostick ..... Associate head coach/offensive line  
Brandon Cooper ..... Linebackers  
Andrew Gray ..... Cornerbacks  
K.D. Humphries ..... Running backs  
Mike Krysl ..... Special teams/tight ends  
Terrance Malone ..... Outside linebackers  
Darren Moody ..... Defensive line

## 2022 ROSTER

No.	Name	Pos.	Ht.	Wt.	Cl.	Hometown/Previous school	No.	Name	Pos.	Ht.	Wt.	Cl.	Hometown/Previous school
0	Chandler Smith	WR	5-10	188	Sr.	Marietta, Ga./Walton	37	Peyton Ringer	WR	5-6	154	Sr.	Lithonia, Ga./The Lovett School
1	Kourtlan Marsh	CB	5-11	194	Jr.	Warrior, Ala./Mortimer-Jordan	37	Ian Pitt	DL	6-3	167	So.	Henderson, Ky./College of Dupage
2	Quincy Crittendon	QB	5-11	193	Fr.	Decatur, Ala./Austin	38	Tre Henry	RB	5-9	170	Fr.	Atlanta, Ga./Greater Atlanta Christian
2	Khalid Thomas	CB	6-0	201	Sr.	Raleigh, N.C./Harvard	39	Gavin Morris	LB	6-1	210	Fr.	Cumming, Ga./South Forsyth
3	David Coltrane	LB/S	6-3	203	Fr.	Alpharetta, Ga./Blessed Trinity	40	Wade White	S	6-0	191	Jr.	Prattville, Ala./Prattville
4	Nik Scalzo	QB	5-11	195	Jr.	Fort Lauderdale, Fla./Kentucky	41	Evan Craighead	LB	6-3	218	So.	Madison, Ala./Navy Prep
4	Ty Hardimon	S	6-0	194	Sr.	Marietta, Ga./Wake Forest	41	Henry Bishop	K	6-2	179	So.	Spartanburg, S.C./Spartanburg
5	Nathan East	LB	6-2	228	Gr.	McCalla, Ala./McAdory	42	Jordan Russell	LB	5-11	226	So.	Birmingham, Ala./Georgia State
6	Jaylan Thomas	RB	5-9	185	Sr.	Carrollton, Ga./Elon	42	Gage Geren	WR	5-11	175	Fr.	Louisville, Ky./Christian Academy of Louisville
6	Jalen Nelson	CB	6-1	178	Fr.	Flowood, Miss./Northwest Rankin	43	Daniel Bethel	K	6-1	185	So.	Clinton, Tenn./Tennessee
7	Bradley Porcellato	P	5-11	156	Gr.	Melbourne, Australia/Aquinas College	44	Tay Berry	DT	6-2	290	Gr.	Flora, Miss./Madison Central
8	J.R. Tran-Reno	WR	6-1	222	Sr.	Birmingham, Ala./Vanderbilt	45	Thomas Neville	LB	6-3	213	Jr.	Loganville, Ga./Dunwoody
8	Brent Taylor	S	6-0	193	Fr.	Loganville, Ga./Loganville Christian Academy	46	Jaylen Parks	DE	6-1	238	Jr.	Acworth, Ga./St. Francis (Pa.)
9	Midnight Steward	S	6-1	180	So.	Daphne, Ala./Daphne	47	Jalen Henderson	RB	5-11	205	Jr.	Hoover, Ala./Mississippi College
10	Michael Hiers	QB	6-1	205	Jr.	Birmingham, Ala./NW Mississippi CC	48	Hayden Neighbors	WR	6-3	185	Fr.	Huntsville, Ala./Huntsville
10	Shelton Quarles Jr.	S	6-0	176	So.	Tampa, Fla./Calvary Christian	49	John Collins	RB	5-9	185	Fr.	Dora, Ala./Walker
11	D.J. Rias	WR	5-8	185	So.	Phenix City, Ala./Alabama	51	Tate Taylor	LB	6-0	210	So.	Nashville, Tenn./Lipscomb Academy
11	Will Hudson	QB	5-11	194	Sr.	Marietta, Ga./Sprayberry	52	Johnero Holt	DL	6-3	275	Fr.	Athens, Ga./Athens Academy
12	Ty King	WR	6-0	165	Sr.	Wrens, Ga./Jefferson County	53	Evan Barnes	LS	5-9	185	Fr.	Marietta, Ga./Walton
12	Christian Roberts	QB	6-2	190	Fr.	Addison, Ala./Addison	54	Luke Byrne	OL	6-4	310	Jr.	Forsyth, Ga./Mary Persons
13	David Coleman	QB	6-0	171	So.	Dublin, Ga./Trinity Christian	55	Johnny Johnson	DE	6-1	233	So.	St. Amant, La./St. Newman
14	Torrence Pollard	CB	5-8	175	Gr.	Ensley, Ala./Leeds	56	Aidan Barr	LS	6-0	205	Fr.	West Palm Beach, Fla./Cardinal Newman
15	Cade Blackmon	QB	5-11	184	Jr.	Opelika, Ala./Opelika	57	Cooper Frazier	OL	6-4	315	Jr.	Corinth, Miss./Corinth
15	Emmanuel Flowers	S	6-2	205	Gr.	Chino Hills, Calif./Michigan State	58	Chris Noble	OL	6-4	284	Jr.	Brewton, Ala./UAB
16	Hakeem Johnson	CB	6-3	201	Gr.	Remington, Va./Univ. of Sioux Falls	59	Zach Williams	K	5-8	188	Sr.	Louisville, Ky./North Texas
16	Nathan Athours	LB	5-6	170	Fr.	Loganville, Ga./Grayson	60	Alex Jarrell	LB	6-5	200	Fr.	Spanish Fort, Ala./Spanish Fort
17	Parker Hughes	LB	6-2	205	So.	Elizabethton, Tenn./Middle Tennessee	61	Alex Applefield	LS	5-10	208	So.	Dothan, Ala./Houston Academy
17	Miles Morris	QB	6-2	188	Jr.	Macon, Ga./Tatnall Square Academy	62	Jabari Brooks	OL	6-3	338	Jr.	Sandersville, Ga./Washington County
18	Sy Barnett	WR	6-1	205	Sr.	Williamston, Mich./Ferris State	63	Zach Bond	OL	6-3	282	Jr.	McHenry, Miss./N.W. Mississippi CC
18	Ty Hatcher	QB	5-8	163	Sr.	Homewood, Ala./Bessemer Academy	65	Austin Guyse	OL	6-4	274	Sr.	Trinity, Ala./West Morgan
19	Connor Masters	QB	5-9	172	Fr.	Louisville, Ky./Christian Academy of Louisville	67	Peter Renkoski	OL	6-1	282	Sr.	Roswell, Ga./Blessed Trinity Catholic
20	Jay Stanton	RB	6-0	185	Sr.	Crestview, Fla./Crestview	68	Brentwood Reed	DT	6-4	250	Fr.	Brentwood, Tenn./Ravenwood
20	Camden Kuhn	LB	6-4	197	Fr.	Knoxville, Tenn./Farragut	69	J.P. Oliver	DL	6-0	245	Fr.	Jackson, Tenn./Trinity Christian Academy
21	Carson Gould	WR	6-5	197	Fr.	Memphis, Tenn./Houston HS	70	Charlie Comer	LS	6-0	175	Fr.	Birmingham, Ala./Mountain Brook
21	Isaiah Richardson	DB	6-1	198	Sr.	Richmond, Texas/Rice	71	Cedric Tooson	DT	5-11	220	Jr.	Birmingham, Ala./Holmes CC
22	Brayden Devault-Smith	LB	6-3	227	Sr.	Nashville, Tenn./Vanderbilt	72	Gavin Orr	OL	6-4	281	Gr.	Southside, Ala./Southside
23	Keaton Carter	CB	5-10	188	So.	Springdale, Ark./Shiloh Christian	73	Justin Perritt	OL	6-2	270	Fr.	Covington, La./Northlake Christian School
23	Noah Young	WR	6-4	200	Fr.	Birmingham, Ala./North Alabama	74	Kasra Bojnordi	OL	6-3	288	So.	Milton, Ga./Cambridge
24	Jocquet Jiles	WR	5-9	174	Sr.	Auburndale, Fla./Auburndale	75	Jayme Motley-Simmons	OL	6-7	285	Jr.	Alabaster, Ala./UAB
24	Elias Jones	CB	6-3	175	Fr.	Columbus, Ga./St. Anne-Pacelli	77	Zach Brown	OL	6-4	275	So.	Loretto, Tenn./Loretto
25	J.T. Swanson	S	6-0	178	Sr.	West Chester, Ohio/Morehead State	79	Donovan Hawkins	OL	6-2	302	Jr.	Pinson, Ala./Pinson Valley
26	Mitchell Owen	CB	6-1	169	So.	Atlanta, Ga./Marist School	80	Judd Cockett	WR	5-11	180	Sr.	Honolulu, Hawaii/Southern Utah
27	Michael Ryan	WR	6-0	170	Fr.	Bainbridge, Ga./Bainbridge	81	Samal Thompson	DE	6-3	248	Fr.	Sarasota, Fla./Sarasota
27	Trey Elston	CB	6-1	195	Sr.	Auburn, Ala./Auburn	82	Deuce Flowers	WR	6-4	172	So.	Cleveland, Tenn./Cleveland
28	Josiah Cotton	LB	5-11	220	Jr.	Macon, Ga./Mt. De Sales Academy	83	Thomas D'Armond	WR	6-0	198	Fr.	Baton Rouge, La./Episcopal
28	Colton Sullivan	WR	5-11	170	Fr.	Cedar Point, N.C./Croatian	84	Kendall Watson	WR	5-10	183	Gr.	Chattanooga, Tenn./McCallie School
29	DeAndre Williams	RB	6-2	210	Gr.	Wetumpka, Ala./Jackson State	85	Wesley Carlock	WR	5-10	171	So.	Jackson, Tenn./Univ. School of Jackson
29	Drew Mims	LB	6-1	222	Sr.	St. John's, Fla./South Florida	86	Nathan Barham	TE	6-4	204	Jr.	Ridgeland, Miss./N.E. Mississippi CC
30	Dakota Chapman	RB	6-2	238	Gr.	McCalla, Ala./Jacksonville State	87	Jason Houston	WR	6-5	211	Jr.	Bremen, Ga./Bremen
30	Harrison Weathington	K	6-2	180	Fr.	Huntsville, Ala./Randolph School	88	Cameron Harris	WR	6-2	185	Fr.	Pleasant Grove, Ala./Pleasant Grove
31	Camden Simons	TE	6-4	205	So.	Westfield, Ind./Westfield	89	Michael Mitchler	TE	6-3	219	Fr.	Roswell, Ga./Blessed Trinity Catholic
31	Landon Guidry	S	6-0	195	Sr.	Spring Hill, Tenn./Mississippi State	90	Luca Chuecos	DE	6-4	240	Fr.	Atlanta, Ga./Holy Innocents' Episcopal School
32	Noah Martin	LB	6-1	243	Jr.	Chattanooga, Tenn./The Baylor School	91	Kobe Stewart	DE	6-3	213	Fr.	Alabaster, Ala./Thompson
32	Dylan Lee	WR	6-1	160	Fr.	Bessemer, Ala./Bessemer Academy	92	Braeden Royal	DT	6-1	265	Sr.	Tuscaloosa, Ala./Tuscaloosa County
33	Caleb Durham-Honer	WR	5-10	199	Jr.	San Antonio, Texas/Texas Tech	93	Daniel Bettis	DE	6-0	239	So.	Tuskegee, Ala./Booker T. Washington
34	Miller Karrh	CB	5-11	185	So.	Little Rock, Ark./Little Rock Christian	94	Makhi Gilbert	DL	6-3	270	Fr.	Phenix City, Ala./Central
35	Joseph Mera	DE	6-2	237	Sr.	Fort Myers, Fla./Bishop Verot	97	Nick Jackson	DE	6-1	249	Jr.	Orlando, Fla./Winter Park
35	Nick Speros	WR	5-10	160	Fr.	Alpharetta, Ga./Mount Pisgah Christian School	98	Joshua Mathiasen	DL	6-2	305	So.	Elmhurst, Ill./Olivet Nazarene
36	Darius Daniel	S	6-0	183	Jr.	Grayson, Ga./Grayson	99	Seth Simmer	DT	6-4	302	Gr.	Powder Springs, Ga./Dartmouth
36	Cade Funderburk	WR	6-1	180	Fr.	Suwannee, Ga./North Gwinnett							

#SoConFB



## 2022 SCHEDULE

Sept. 1 (6 p.m. CT)  
**Kennesaw State**  
(ESPN+/3)



Sept. 10 (3 p.m. CT)  
**at Georgia**  
(SEC Network)



Sept. 17 (6 p.m. CT)  
**at Tennessee Tech**  
(ESPN+)



Sept. 24 (2 p.m. CT)  
**Western Carolina\***  
(ESPN+/3)



Oct. 1 (1 p.m. CT)  
**at Furman\***  
(ESPN+/3)



Oct. 8 (12 p.m. CT)  
**Wofford\***  
(ESPN+/3)



Oct. 22 (2:30 p.m. CT)  
**at ETSU\***  
(Nexstar/ESPN+/3)



Oct. 29 (1 p.m. CT)  
**at The Citadel\***  
(ESPN+/3)



Nov. 5 (2 p.m. CT)  
**VMI\***  
(ESPN+/3)



Nov. 12 (12:30 p.m. CT)  
**at Chattanooga\***  
(ESPN+/3)



Nov. 19 (12 p.m. CT)  
**Mercer\***  
(ESPN+/3)



\* Southern Conference game

## SAMFORD BULLDOGS

### Basic information

Location: ..... Birmingham, Ala.  
Founded: ..... 1841  
Enrollment: ..... 5,509  
Nickname: ..... Bulldogs  
Colors: ..... Red and Blue  
President: ..... Dr. Beck Taylor  
Director of athletics: ..... Martin Newton  
Stadium: ..... Seibert Stadium  
Capacity: ..... 6,700

### Media relations

Football contact: ..... Tyler Brain  
Email: ..... tbrain@samford.edu  
Office: ..... 205-726-4350  
Cell: ..... 256-616-3097  
Press box phone: ..... 205-726-2143/2144  
Website: ..... SamfordSports.com

### Team information

2021 record: ..... 4-7  
SoCon record: ..... 3-5 (t-7th)  
Home: ..... 2-3  
Away: ..... 2-4  
Lettermen returning/lost: ..... 48/28  
Off. starters returning/lost: ..... 8/3  
Def. starters returning/lost: ..... 7/4  
Specialists returning/lost: ..... 2/3  
Basic offense ..... Spread  
Basic defense ..... 4-3



Tyler Brain  
Football SID

### SoCon titles (1)

2013 (vacated in 2016)

### FCS Playoff appearances (5)

1991, 1992, 2013, 2016, 2017



**SAMFORD RUNNING BACK**  
**JAY STANTON**



**SAMFORD LINEBACKER NATHAN EAST**



# SAMFORD



## 2021 TEAM STATISTICS

TEAM STATISTICS	SAM	OPP
SCORING	417	434
Points Per Game	37.9	39.5
FIRST DOWNS	246	267
Rushing	84	131
Passing	144	116
Penalty	18	19
RUSHING YARDAGE	1554	2676
Yards gained rushing	1724	2963
Yards lost rushing	170	287
Rushing Attempts	343	550
Average Per Rush	4.5	4.9
Average Per Game	141.3	243.3
TDs Rushing	27	32
PASSING YARDAGE	3382	2876
Comp-Att-Int	318-480-15	189-320-10
Average Per Pass	7.0	9.0
Average Per Catch	10.6	15.2
Average Per Game	307.5	261.5
TDs Passing	22	23
TOTAL OFFENSE	4936	5552
Total Plays	823	870
Average Per Play	6.0	6.4
Average Per Game	448.7	504.7
KICK RETURNS: #-Yards	49-925	34-767
PUNT RETURNS: #-Yards	16-243	7-31
INT RETURNS: #-Yards	10-148	15-173
KICK RETURN AVERAGE	18.9	22.6
PUNT RETURN AVERAGE	15.2	4.4
INT RETURN AVERAGE	14.8	11.5
FUMBLES-LOST	9-5	17-8
PENALTIES-Yards	53-532	68-558
Average Per Game	48.4	50.7
PUNTS-Yards	47-1861	47-1941
Average Per Punt	39.6	41.3
Net punt average	38.5	35.7
TIME OF POSSESSION/Game	23:26	36:28
3RD-DOWN Conversions	63/153	85/177
3rd-Down Pct	41%	48%
4TH-DOWN Conversions	15/24	13/23
4th-Down Pct	62%	57%
SACKS BY-Yards	17-113	17-92
MISC YARDS	0	22
TOUCHDOWNS SCORED	54	57
FIELD GOALS-ATTEMPTS	13-15	12-16
ON-SIDE KICKS	0-3	1-3
RED-ZONE SCORES	(50-55) 91%	(45-51) 88%
RED-ZONE TOUCHDOWNS	(37-55) 67%	(36-51) 71%
PAT-ATTEMPTS	(52-52) 100%	(54-54) 100%
ATTENDANCE	19745	106455
Games/Avg Per Game	5/3949	6/17742

### SCORE BY QUARTERS

	1st	2nd	3rd	4th	OT	Total
Samford	110	113	96	98	0	417
Opponents	73	123	122	109	7	434

## 2021 INDIVIDUAL STATISTICS

RUSHING	GP	Att	Gain	Loss	Net	Avg	TD	Long	Avg/G
Jay Stanton	11	115	585	13	572	5.0	6	69	52.0
Liam Welch	11	111	618	108	510	4.6	8	43	46.4
DeMarcus Ware	9	73	308	29	279	3.8	7	44	31.0
Montrell Washington	11	19	144	4	140	7.4	6	34	12.7
Jocquet Jiles	4	17	41	2	39	2.3	0	6	9.8
Joseph Mera	11	1	19	0	19	19.0	0	19	1.7
DeAndre Williams	1	2	6	0	6	3.0	0	5	6.0
Ty Boles	7	1	3	0	3	3.0	0	3	0.4
Torrence Pollard	11	1	0	6	-6	-6.0	0	0	-0.5
TEAM	7	3	0	8	-8	-2.7	0	0	-1.1
<b>Total.....</b>	<b>11</b>	<b>343</b>	<b>1724</b>	<b>170</b>	<b>1554</b>	<b>4.5</b>	<b>27</b>	<b>69</b>	<b>141.3</b>
<b>Opponents.....</b>	<b>11</b>	<b>550</b>	<b>2963</b>	<b>287</b>	<b>2676</b>	<b>4.9</b>	<b>32</b>	<b>73</b>	<b>243.3</b>

PASSING	GP	Effic	Comp-Att-Int	Pct	Yards	TD	Long	Avg/G
Liam Welch	11	134.24	315-477-15	66.0	3366	22	58	306.0
Ty Hatcher	10	100.00	2-2-0	100.0	0	0	1	0.0
Montrell Washington	11	234.40	1-1-0	100.0	16	0	16	1.5
<b>Total.....</b>	<b>11</b>	<b>134.31</b>	<b>318-480-15</b>	<b>66.2</b>	<b>3382</b>	<b>22</b>	<b>58</b>	<b>307.5</b>
<b>Opponents.....</b>	<b>11</b>	<b>152.03</b>	<b>189-320-10</b>	<b>59.1</b>	<b>2876</b>	<b>23</b>	<b>88</b>	<b>261.5</b>

RECEIVING	G	No.	Yds	Avg	TD	Lg	Avg/G
Montrell Washington	11	60	813	13.6	9	52	73.9
Michael Vice	11	44	518	11.8	4	58	47.1
Chandler Smith	11	42	406	9.7	2	36	36.9
Kendall Watson	9	36	410	11.4	0	42	45.6
Jai'Rus Creamer	11	31	419	13.5	3	43	38.1
Ty King	9	23	240	10.4	1	43	26.7
A.J. Toney	7	21	161	7.7	1	20	23.0
Jay Stanton	11	17	97	5.7	2	40	8.8
J.R. Tran-Reno	11	13	111	8.5	0	33	10.1
DeMarcus Ware	9	9	44	4.9	0	12	4.9
Peyton Ringer	9	8	61	7.6	0	20	6.8
Torrence Pollard	11	8	57	7.1	0	21	5.2
Liam Welch	11	1	16	16.0	0	16	1.5
Jocquet Jiles	4	1	10	10.0	0	10	2.5
Kourtan Marsh	10	1	10	10.0	0	10	1.0
Ty Boles	7	1	6	6.0	0	6	0.9
Dakota Chapman	8	1	4	4.0	0	4	0.5
Titus Gardner	11	1	-1	-1.0	0	0	-0.1
<b>Total.....</b>	<b>11</b>	<b>318</b>	<b>3382</b>	<b>10.6</b>	<b>22</b>	<b>58</b>	<b>307.5</b>
<b>Opponents.....</b>	<b>11</b>	<b>189</b>	<b>2876</b>	<b>15.2</b>	<b>23</b>	<b>88</b>	<b>261.5</b>

PUNT RETURNS	No.	Yards	Avg	TD	Long
Montrell Washington	14	243	17.4	2	68
Chris Edmonds	1	0	0.0	0	0
Noah Martin	1	0	0.0	0	0
<b>Total.....</b>	<b>16</b>	<b>243</b>	<b>15.2</b>	<b>2</b>	<b>68</b>
<b>Opponents.....</b>	<b>7</b>	<b>31</b>	<b>4.4</b>	<b>0</b>	<b>27</b>

INTERCEPTIONS	No.	Yards	Avg	TD	Long
Chris Edmonds	3	25	8.3	0	25
Sylvaughn Turner	1	32	32.0	0	32
Ty Herring	1	61	61.0	1	61
Lamar Anderson	1	11	11.0	0	11
Hakeem Johnson	1	0	0.0	0	0
Josiah Cotton	1	0	0.0	0	0
Noah Martin	1	19	19.0	0	19
Wade White	1	0	0.0	0	0
<b>Total.....</b>	<b>10</b>	<b>148</b>	<b>14.8</b>	<b>1</b>	<b>61</b>
<b>Opponents.....</b>	<b>15</b>	<b>173</b>	<b>11.5</b>	<b>1</b>	<b>98</b>

KICK RETURNS	No.	Yards	Avg	TD	Long
Montrell Washington	32	742	23.2	1	98
Dakota Chapman	5	46	9.2	0	12
Titus Gardner	3	28	9.3	0	12
Ty King	3	49	16.3	0	19
Jocquet Jiles	1	13	13.0	0	13
Michael Vice	1	6	6.0	0	6
A.J. Toney	1	19	19.0	0	19
Peyton Ringer	1	8	8.0	0	8
Joseph Mera	1	4	4.0	0	4
Ty Boles	1	10	10.0	0	10
<b>Total.....</b>	<b>49</b>	<b>925</b>	<b>18.9</b>	<b>1</b>	<b>98</b>
<b>Opponents.....</b>	<b>34</b>	<b>767</b>	<b>22.6</b>	<b>0</b>	<b>71</b>

TACKLES	GP	Solo	Ast	Total	TFL/Yds	Sacks/Yds
Nathan East	10	47	50	97	7.5-51	1.5-17
Trimarcus Cheeks	11	37	39	76	5.0-10	1.0-1
Noah Martin	11	27	45	72	5.0-20	1.0-7
Seth Simmer	11	28	35	63	7.0-30	2.0-15
Josiah Cotton	11	31	27	58	3.5-9	1.0-4
Sylvaughn Turner	11	24	23	47	2.0-4	.
Nelson Jordan	10	22	22	44	3.0-25	2.5-24
Chris Edmonds	11	21	19	40	1.0-5	1.0-5
Lamar Anderson	8	24	16	40	1.0-9	1.0-9
Joseph Mera	11	15	20	35	4.5-20	3.0-17
<b>Total.....</b>	<b>11</b>	<b>440</b>	<b>486</b>	<b>926</b>	<b>56-227</b>	<b>17-113</b>
<b>Opponents.....</b>	<b>11</b>	<b>419</b>	<b>463</b>	<b>882</b>	<b>60.5-189</b>	<b>17-92</b>

SCORING	TD	FGs	[-----PATs-----]	Kick	Rush	Rcv	Pass	DXP	Saf	Pts
Montrell Washington	18	0-0	0-0	0-0	0	0	0	0	0	108
Zach Williams	0	13-15	52-52	0-0	0	0	0	0	0	91
Liam Welch	8	0-0	0-0	1-2	0	0	0	0	0	50
Jay Stanton	8	0-0	0-0	0-0	0	0	0	0	0	48
DeMarcus Ware	7	0-0	0-0	0-0	0	0	0	0	0	42
Michael Vice	4	0-0	0-0	0-0	0	0	0	0	0	24
Jai'Rus Creamer	3	0-0	0-0	0-0	0	0	0	0	0	18
Chandler Smith	2	0-0	0-0	0-0	0	0	0	0	0	12
A.J. Toney	1	0-0	0-0	0-0	0	0	0	0	0	6
Ty King	1	0-0	0-0	0-0	0	0	0	0	0	6
Ty Herring	1	0-0	0-0	0-0	0	0	0	0	0	6
Midnight Steward	1	0-0	0-0	0-0	0	0	0	0	0	6
<b>Total.....</b>	<b>54</b>	<b>13-15</b>	<b>52-52</b>	<b>1-2</b>	<b>0</b>	<b>0</b>	<b>0</b>	<b>0</b>	<b>0</b>	<b>417</b>
<b>Opponents.....</b>	<b>57</b>	<b>12-16</b>	<b>54-54</b>	<b>0-0</b>	<b>0</b>	<b>0</b>	<b>0</b>	<b>0</b>	<b>0</b>	<b>434</b>

TOTAL OFFENSE	GP	Plays	Rush	Pass	Total	Avg/G
Liam Welch	11	588	510	3366	3876	352.4
Jay Stanton	11	115	572	0	572	52.0
DeMarcus Ware	9	73	279	0	279	31.0
Montrell Washington	11	20	140	16	156	14.2
Jocquet Jiles	4	17	39	0	39	9.8
Joseph Mera	11	1	19	0	19	1.7
DeAndre Williams	1	2	6	0	6	6.0
Ty Boles	7	1	3	0	3	0.4
Torrence Pollard	11	1	-6	0	-6	-0.5
TEAM	7	3	-8	0	-8	-1.1
<b>Total.....</b>	<b>11</b>	<b>823</b>	<b>1554</b>	<b>3382</b>	<b>4936</b>	<b>448.7</b>
<b>Opponents.....</b>	<b>11</b>	<b>870</b>	<b>2676</b>	<b>2876</b>	<b>5552</b>	<b>504.7</b>

PUNTING	No.	Yds	Avg	Long	TB	FC	I20	Blkd
Bradley Porcellato	47	1861	39.6	66	1	31	16	0
<b>Total.....</b>	<b>47</b>	<b>1861</b>	<b>39.6</b>	<b>66</b>	<b>1</b>	<b>31</b>	<b>16</b>	<b>0</b>
<b>Opponents.....</b>	<b>47</b>	<b>1941</b>	<b>41.3</b>	<b>61</b>	<b>1</b>	<b>11</b>	<b>17</b>	<b>0</b>

KICKOFFS	No.	Yds	Avg	TB	OB Retn	Net YdLn
Coby Neenan	75	4397	58.6	26	2	767
<b>Total.....</b>	<b>75</b>	<b>4397</b>	<b>58.6</b>	<b>26</b>	<b>2</b>	<b>767</b>
<b>Opponents.....</b>	<b>74</b>	<b>4121</b>	<b>55.7</b>	<b>15</b>	<b>4</b>	<b>925</b>

ALL PURPOSE	GP	Rush	Rcv	PR	KR	IR	Total	Avg/G
Montrell Washington	11	140	813	243	742	0	1938	176.2
Jay Stanton	11	572	97	0	0	0	669	60.8
Liam Welch	11	510	16	0	0	0	526	47.8
Michael Vice	11	0	518	0	6	0	524	47.6
Jai'Rus Creamer	11	0	419	0	0	0	419	38.1
<b>Total.....</b>	<b>11</b>	<b>1554</b>	<b>3382</b>	<b>243</b>	<b>925</b>	<b>148</b>	<b>6252</b>	<b>568.4</b>
<b>Opponents.....</b>	<b>11</b>	<b>2676</b>	<b>2876</b>	<b>31</b>	<b>767</b>	<b>173</b>	<b>6523</b>	<b>593.0</b>

FIELD GOALS	Made-Att	Pct	01-19	20-29	30-39	40-49	50-99	Long	Blkd
Zach Williams	13-15	86.7	0-0	4-4	7-8	2-3	0-0	42	0

#SoConFB



## 2021 RESULTS (4-7, 3-5 SOCON; T-7TH)

Date	Opponent	W/L	Score	Attendance
Sept. 2	TENNESSEE TECH	W	52-14	3,177
Sept. 11	at UT Martin	L	27-33	5,869
Sept. 18	at Western Carolina*	W	42-37	9,060
Sept. 25	#17 ETSU*	L (OT)	48-55	6,753
Oct. 2	at Mercer*	L	42-45	11,137
Oct. 16	at Wofford*	W	27-24	5,291
Oct. 23	CHATTANOOGA*	L	13-55	3,131
Oct. 30	at #18 VMI*	L	45-46	5,000
Nov. 6	THE CITADEL*	W	35-14	4,011
Nov. 13	at Florida	L	52-70	70,098
Nov. 20	FURMAN*	L	34-41	2,673

\* Southern Conference game

## 2021 TEAM GAME-BY-GAME

Date	Opponent	Rushing				Receiving				Passing				Kick returns				Punt returns				Total off	
		No.	Yds	TD	Lg	No.	Yds	TD	Lg	Cmp	Att	Int	Yds	TD	Lg	No	Yds	TD	Lg	No	Yds		TD
Sep 02, 2021	TENNESSEE TECH	30	105	2	26	35	370	4	50	35	46-0	370	4	50	2	22	0	15	3	69	1	62	475
Sep 11, 2021	at UT Martin	18	37	1	13	22	217	1	27	22	38-2	217	1	27	2	14	0	10	1	8	0	8	254
Sep 18, 2021	at Western Carolina	43	175	5	44	27	352	1	43	27	48-4	352	1	43	5	128	0	54	2	5	0	4	527
Sep 25, 2021	ETSU	38	146	3	27	56	582	3	43	56	73-1	582	3	43	7	158	0	33	2	8	0	8	728
Oct 02, 2021	at Mercer	40	206	2	19	31	312	4	41	31	46-2	312	4	41	6	55	0	12	0	0	0	0	518
Oct 16, 2021	at Wofford	24	187	1	66	28	250	2	52	28	43-0	250	2	52	3	42	0	22	0	0	0	0	437
Oct 23, 2021	CHATTANOOGA	22	69	0	34	15	131	1	20	15	29-3	131	1	20	8	148	0	28	2	6	0	6	200
Oct 30, 2021	at VMI	38	182	5	18	32	365	1	39	32	47-0	365	1	39	5	87	0	34	3	74	0	68	547
Nov 06, 2021	THE CITADEL	34	252	3	69	12	118	0	25	12	17-1	118	0	25	1	4	0	4	2	68	1	68	370
Nov 13, 2021	at Florida	32	114	3	18	34	416	3	58	34	53-1	416	3	58	6	198	1	98	0	0	0	0	530
Nov 20, 2021	FURMAN	24	81	2	43	26	269	2	38	26	40-1	269	2	38	4	69	0	25	1	5	0	5	350
	<b>Totals</b>	<b>343</b>	<b>1554</b>	<b>27</b>	<b>69</b>	<b>318</b>	<b>3382</b>	<b>22</b>	<b>58</b>	<b>318</b>	<b>480-15</b>	<b>3382</b>	<b>22</b>	<b>58</b>	<b>49</b>	<b>925</b>	<b>1</b>	<b>98</b>	<b>16</b>	<b>243</b>	<b>2</b>	<b>68</b>	<b>4936</b>
	<b>Opponent</b>	<b>550</b>	<b>2676</b>	<b>32</b>	<b>73</b>	<b>189</b>	<b>2876</b>	<b>23</b>	<b>88</b>	<b>189</b>	<b>320-10</b>	<b>2876</b>	<b>23</b>	<b>88</b>	<b>34</b>	<b>767</b>	<b>0</b>	<b>71</b>	<b>7</b>	<b>31</b>	<b>0</b>	<b>27</b>	<b>5552</b>

Games played: 11  
 Avg per rush: 4.5  
 Avg per catch: 10.6  
 Pass efficiency: 134.31  
 Kick ret avg: 18.9  
 Punt ret avg: 15.2  
 All purpose avg/game: 568.4  
 Total offense avg/gm: 448.7

Date	Opponent	Tackles			TFL-Yds	Sacks No-Yds	Fumble		Pass defense			Blkd Kick	PAT attempts			Saf	Pts	
		Solo	Ass	Total			FF	FR-Yds	Int-Yds	QBH	Brk		Att-Mad	Run	Rcv			
Sep 02, 2021	TENNESSEE TECH	20	56	76	7.0-41	3.0-32	0	0-0	1-25	7	5	0	7-7	0	0	0	0	27
Sep 11, 2021	at UT Martin	39	60	99	5.0-16	0.0-0	1	2-0	3-72	3	4	1	3-3	0	0	0	0	52
Sep 18, 2021	at Western Carolina	49	30	79	6.0-30	3.0-18	3	1-9	3-19	10	3	0	6-6	0	0	0	0	42
Sep 25, 2021	ETSU	43	20	63	3.0-7	1.0-4	1	1-0	0-0	5	3	0	4-4	1	0	0	0	48
Oct 02, 2021	at Mercer	45	26	71	5.0-17	1.0-7	0	1-0	1-0	0	5	0	6-6	0	0	0	0	42
Oct 16, 2021	at Wofford	53	40	93	6.0-23	2.0-10	0	0-0	0-0	2	1	0	3-3	0	0	0	0	27
Oct 23, 2021	CHATTANOOGA	33	58	91	8.0-22	1.0-7	0	0-0	1-0	3	2	0	1-1	0	0	0	0	13
Oct 30, 2021	at VMI	43	48	91	2.0-2	1.0-0	1	1-0	0-0	1	3	0	6-6	0	0	0	0	45
Nov 06, 2021	THE CITADEL	42	62	104	6.0-45	2.0-15	3	2-94	1-32	0	1	0	5-5	0	0	0	0	35
Nov 13, 2021	at Florida	40	34	74	2.0-4	0.0-0	0	0-0	0-0	4	1	0	7-7	0	0	0	0	52
Nov 20, 2021	FURMAN	33	52	85	6.0-20	2.0-13	0	0-0	0-0	3	0	0	4-4	0	0	0	0	34
	<b>Totals</b>	<b>440</b>	<b>486</b>	<b>926</b>	<b>56.0-227</b>	<b>16.0-106</b>	<b>9</b>	<b>8-103</b>	<b>10-148</b>	<b>38</b>	<b>28</b>	<b>1</b>	<b>52-52</b>	<b>1</b>	<b>0</b>	<b>0</b>	<b>0</b>	<b>417</b>
	<b>Opponent</b>	<b>419</b>	<b>463</b>	<b>882</b>	<b>60.5-189</b>	<b>17.0-103</b>	<b>8</b>	<b>5-16</b>	<b>15-173</b>	<b>29</b>	<b>50</b>	<b>0</b>	<b>54-54</b>	<b>0</b>	<b>0</b>	<b>1</b>	<b>434</b>	

Date	Opponent	Punting							Field goals			Kickoffs						
		No	Yds	Avg	Long	Blkd	TB	FC	50+	120	Att-Made	Lg	Blkd	No	Yds	Avg	TB	OB
Sep 02, 2021	TENNESSEE TECH	3	112	37.3	41	0	0	3	0	2	2-1	24	0	9	430	47.8	0	0
Sep 11, 2021	at UT Martin	5	215	43.0	51	0	0	2	1	1	2-2	36	0	7	370	52.9	2	0
Sep 18, 2021	at Western Carolina	8	312	39.0	48	0	0	5	0	2	0-0	0	0	7	453	64.7	3	0
Sep 25, 2021	ETSU	3	100	33.3	41	0	0	1	0	1	2-2	32	0	9	534	59.3	3	0
Oct 02, 2021	at Mercer	4	134	33.5	43	0	0	2	0	1	1-0	0	0	6	362	60.3	2	0
Oct 16, 2021	at Wofford	6	283	47.2	66	0	0	2	3	6	2-2	38	0	6	360	60.0	3	0
Oct 23, 2021	CHATTANOOGA	4	161	40.2	44	0	0	4	0	0	2-2	42	0	4	260	65.0	2	0
Oct 30, 2021	at VMI	3	118	39.3	43	0	0	3	0	0	1-1	26	0	8	494	61.8	4	0
Nov 06, 2021	THE CITADEL	4	153	38.2	47	0	1	2	0	1	0-0	0	0	6	377	62.8	3	0
Nov 13, 2021	at Florida	2	73	36.5	42	0	0	2	0	1	1-1	0	0	8	466	58.2	1	1
Nov 20, 2021	FURMAN	5	200	40.0	44	0	0	5	0	1	2-2	40	0	5	291	58.2	3	1
	<b>Totals</b>	<b>47</b>	<b>1861</b>	<b>39.6</b>	<b>66</b>	<b>0</b>	<b>1</b>	<b>31</b>	<b>4</b>	<b>16</b>	<b>15-13</b>	<b>42</b>	<b>0</b>	<b>75</b>	<b>4397</b>	<b>58.6</b>	<b>26</b>	<b>2</b>
	<b>Opponent</b>	<b>47</b>	<b>1941</b>	<b>41.3</b>	<b>61</b>	<b>0</b>	<b>1</b>	<b>11</b>	<b>9</b>	<b>17</b>	<b>16-12</b>	<b>42</b>	<b>1</b>	<b>74</b>	<b>4121</b>	<b>55.7</b>	<b>15</b>	<b>4</b>



# SAMFORD

## SAMFORD VS. 2022 OPPONENTS

### Kennesaw State 2, Samford 1

**At KSU:** KSU leads 2-0

**At SAM:** SAM leads 1-0

**Brian Bohannon vs. SAM:** 2-1

**Chris Hatcher vs. KSU:** 1-2

**Last KSU win:** 24-10 in 2018

**Last SAM win:** 28-23 in 2017

**Longest KSU streak:** 2 (2017-18)

**Longest SAM streak:** 1 (2017)

**Last 10 meetings:** KSU leads 2-1

**Current streak:** KSU has won two

**Largest KSU win:** 24-10 in 2018

**Largest SAM win:** 28-23 in 2017

Year	Winner	Score	Site
2017	SAM	28-23	Birmingham, Ala.
2017*	KSU	28-17	Kennesaw, Ga.
2018	KSU	24-10	Kennesaw, Ga.

\* NCAA Playoffs

### Georgia 2, Samford 0

**At UGA:** UGA leads 2-0

**At SAM:** N/A

**Kirby Smart vs. SAM:** 1-0

**Chris Hatcher vs. UGA:** 0-2 (0-1 GSU; 0-1 SAM)

**Last UGA win:** 42-14 in 2017

**Last SAM win:** N/A

**Longest UGA streak:** 2 (1943-2017)

**Longest SAM streak:** N/A

**Last 10 meetings:** UGA leads 2-0

**Current streak:** UGA has won two

**Largest UGA win:** 39-0 in 1943

**Largest SAM win:** N/A

Year	Winner	Score	Site
1943	UGA	39-0	Athens, Ga.
2017	UGA	42-14	Athens, Ga.

### Samford 13, Tennessee Tech 11

**At SAM:** SAM leads 7-4

**At TTU:** TTU leads 7-6

**Chris Hatcher vs. TTU:** 5-2 (4-1 MSU, 1-1 SAM)

**Dewayne Alexander vs. SAM:** 1-1

**Last SAM win:** 52-14 in 2021

**Last TTU win:** 59-58 (2OT) in 2019

**Longest SAM streak:** 3 (1991-93)

**Longest TTU streak:** 2 (four times)

**Last 10 meetings:** Series tied 5-5

**Current streak:** SAM has won one

**Largest SAM win:** 52-14 in 2021

**Largest TTU win:** 61-6 in 1950

Year	Winner	Score	Site
1934	SAM	27-0	Cookeville, Tenn.
1949	TTU	33-18	Birmingham, Ala.
1950	TTU	61-6	Cookeville, Tenn.
1988	SAM	19-9	Cookeville, Tenn.
1989	SAM	27-23	Birmingham, Ala.
1990	TTU	21-7	Cookeville, Tenn.
1991	SAM	20-16	Birmingham, Ala.
1992	SAM	37-13	Cookeville, Tenn.
1993	SAM	30-3	Birmingham, Ala.
1994	TTU	20-7	Cookeville, Tenn.
1995	SAM	27-24	Birmingham, Ala.
1996	TTU	20-10	Cookeville, Tenn.
1997	TTU	14-7	Birmingham, Ala.
1998	SAM	22-12	Cookeville, Tenn.

1999	SAM	19-15	Birmingham, Ala.
2000	TTU	29-0	Cookeville, Tenn.
2002	TTU	51-44	Birmingham, Ala.
2003	SAM	42-24	Cookeville, Tenn.
2004	SAM	20-17	Birmingham, Ala.
2005	TTU	42-21	Cookeville, Tenn.
2006	TTU	20-14	Birmingham, Ala.
2007	SAM	59-52	Cookeville, Tenn.
2019	TTU	59-58 (2OT)	Cookeville, Tenn.
2021	SAM	52-14	Birmingham, Ala.

### Samford 16, Western Carolina 3

**At SAM:** SAM leads 9-1

**At WCU:** SAM leads 7-2

**Chris Hatcher vs. WCU:** 8-2 (3-0 GSU, 5-2 SAM)

**Kerwin Bell vs. SAM:** 0-2 (0-1 JU, 0-1 WCU)

**Last SAM win:** 42-37 in 2021

**Last WCU win:** 38-34 in 2017

**Longest SAM streak:** 11 (1991-14)

**Longest WCU streak:** 1 (1969; 2015; 2017)

**Last 10 meetings:** SAM leads 8-2

**Current streak:** SAM has won four

**Largest SAM win:** 62-23 in 2013

**Largest WCU win:** 47-13 in 1969

Year	Winner	Score	Site
1969	WCU	47-13	Birmingham, Ala.
1991	SAM	16-3	Cullowhee, N.C.
1992	SAM	30-6	Birmingham, Ala.
1997	SAM	19-0	Birmingham, Ala.
1999	SAM	35-32 (OT)	Cullowhee, N.C.
2008	SAM	21-6	Cullowhee, N.C.
2009	SAM	16-3	Birmingham, Ala.

#SoConFB



**SAMFORD DEFENSIVE TACKLE SETH SIMMER**



## SAMFORD VS. 2022 OPPONENTS

2010	SAM	38-7	Cullowhee, N.C.
2011	SAM	52-24	Birmingham, Ala.
2012	SAM	25-21	Cullowhee, N.C.
2013	SAM	62-23	Birmingham, Ala.
2014	SAM	34-20	Birmingham, Ala.
2015	WCU	56-36	Cullowhee, N.C.
2016	SAM	30-17	Birmingham, Ala.
2017	WCU	38-34	Cullowhee, N.C.
2018	SAM	66-28	Birmingham, Ala.
2019	SAM	31-13	Cullowhee, N.C.
2020-21	SAM	55-27	Birmingham, Ala.
2021	SAM	42-37	Cullowhee, N.C.

### Furman 13, Samford 11

**At FUR:** SAM leads 7-6

**At SAM:** FUR leads 7-4

**Clay Hendrix vs. SAM:** 3-2

**Chris Hatcher vs. FUR:** 3-6 (0-2 GSU, 3-4 SAM)

**Last FUR win:** 41-34 in 2021

**Last SAM win:** 38-25 in 2018

**Longest FUR streak:** 7 (1997-2010)

**Longest SAM streak:** 5 (1962-69)

**Last 10 meetings:** Series tied 5-5

**Current streak:** FUR has won three

**Largest FUR win:** 58-14 in 2019

**Largest SAM win:** 45-0 in 2014

Year	Winner	Score	Site
1961	FUR	21-14	Greenville, S.C.
1962	SAM	14-7	Greenville, S.C.
1966	SAM	17-7	Greenville, S.C.
1967	SAM	42-28	Birmingham, Ala.
1968	SAM	17-12	Greenville, S.C.
1969	SAM	34-14	Birmingham, Ala.
1997	FUR	29-10	Birmingham, Ala.
1998	FUR	34-24	Greenville, S.C.
2004	FUR	45-10	Birmingham, Ala.
2005	FUR	45-23	Greenville, S.C.
2008	FUR	28-27	Birmingham, Ala.
2009	FUR	26-24	Greenville, S.C.
2010	FUR	27-10	Birmingham, Ala.
2011	SAM	26-21	Greenville, S.C.
2012	SAM	24-21	Birmingham, Ala.
2013	FUR	35-17	Greenville, S.C.
2014	SAM	45-0	Greenville, S.C.
2015	FUR	20-17	Birmingham, Ala.
2016	SAM	38-21	Greenville, S.C.
2017	SAM	26-20	Birmingham, Ala.
2018	SAM	38-25	Greenville, S.C.
2019	FUR	58-14	Birmingham, Ala.
2020-21	FUR	44-37 (OT)	Greenville, S.C.
2021	FUR	41-34	Birmingham, Ala.

### Samford 14, Wofford 5

**At SAM:** SAM leads 7-3

**At WOF:** SAM leads 7-2

**Chris Hatcher vs. WOF:** 9-1 (2-1 GSU, 7-0 SAM)

**Josh Conklin vs. SAM:** 0-4

**Last SAM win:** 27-24 in 2021

**Last WOF win:** 24-20 in 2014

**Longest SAM streak:** 7 (2015-21)

**Longest WOF streak:** 2 (2010-11)

**Last 10 meetings:** SAM leads 9-1

**Current streak:** SAM has won seven

**Largest SAM win:** 30-14 in 1972

**Largest WOF win:** 28-7 in 2008

Year	Winner	Score	Site
1949	WOF	27-13	Spartanburg, S.C.
1961	SAM	16-13	Spartanburg, S.C.
1962	SAM	34-28	Birmingham, Ala.
1972	SAM	30-14	Birmingham, Ala.
1996	SAM	20-14 (OT)	Birmingham, Ala.
2008	WOF	28-7	Birmingham, Ala.
2009	SAM	27-24	Spartanburg, S.C.
2010	WOF	10-3	Birmingham, Ala.



### SAMFORD OFFENSIVE LINEMAN GAVIN ORR

2011	WOF	38-23	Spartanburg, S.C.
2012	SAM	24-17 (2OT)	Birmingham, Ala.
2013	SAM	34-27	Spartanburg, S.C.
2014	WOF	24-20	Birmingham, Ala.
2015	SAM	37-27	Spartanburg, S.C.
2016	SAM	28-26	Birmingham, Ala.
2017	SAM	24-21	Spartanburg, S.C.
2018	SAM	35-20	Birmingham, Ala.
2019	SAM	21-14	Spartanburg, S.C.
2020-21	SAM	37-31	Birmingham, Ala.
2021	SAM	27-24	Spartanburg, S.C.

### Samford 6, ETSU 3

**At ETSU:** SAM leads 3-2

**At SAM:** SAM leads 3-1

**George Quarles vs. SAM:** 0-0

**Chris Hatcher vs. ETSU:** 3-3

**Last ETSU win:** 55-48 (OT) in 2021

**Last SAM win:** 24-17 in 2019

**Longest ETSU streak:** 2 (2020-21)

**Longest SAM streak:** 3 (1989-91; 2017-19)

**Last 10 meetings:** SAM leads 6-3

**Current streak:** ETSU has won two

**Largest ETSU win:** 24-17 in 2020-21; 55-48 (OT) in 2021

**Largest SAM win:** 42-7 in 2017

Year	Winner	Score	Site
1989	SAM	38-23	Birmingham, Ala.
1990	SAM	17-13	Johnson City, Tenn.
1991	SAM	31-6	Johnson City, Tenn.
2016	ETSU	15-14	Johnson City, Tenn.
2017	SAM	42-7	Birmingham, Ala.
2018	SAM	38-27	Johnson City, Tenn.

2019	SAM	24-17	Birmingham, Ala.
2020-21	ETSU	24-17	Johnson City, Tenn.
2021	ETSU	55-48 (OT)	Birmingham, Ala.

### Samford 8, The Citadel 7

**At CIT:** CIT leads 5-3

**At SAM:** SAM leads 5-2

**Brent Thompson vs. SAM:** 2-4

**Chris Hatcher vs. CIT:** 7-3 (3-0 GSU, 4-3 SAM)

**Last CIT win:** 42-27 in 2018

**Last SAM win:** 35-14 in 2021

**Longest CIT streak:** 2 (2009-10)

**Longest SAM streak:** 3 (2019-21)

**Last 10 meetings:** SAM leads 6-4

**Current streak:** SAM has won three

**Largest CIT win:** 35-16 in 1989; 44-25 in 2015

**Largest SAM win:** 55-7 in 2020-21

Year	Winner	Score	Site
1989	CIT	35-16	Charleston, S.C.
2008	SAM	28-10	Birmingham, Ala.
2009	CIT	28-16	Charleston, S.C.
2010	CIT	13-12	Birmingham, Ala.
2011	SAM	19-14	Charleston, S.C.
2012	SAM	38-7	Birmingham, Ala.
2013	CIT	28-26	Charleston, S.C.
2014	SAM	20-17	Charleston, S.C.
2015	CIT	44-25	Birmingham, Ala.
2016	CIT	37-34 (OT)	Charleston, S.C.
2017	SAM	35-14	Birmingham, Ala.
2018	CIT	42-27	Charleston, S.C.
2019	SAM	61-55 (4OT)	Birmingham, Ala.
2020-21	SAM	55-7	Charleston, S.C.



# SAMFORD

## SAMFORD VS. 2022 OPPONENTS

2021 SAM 35-14 Birmingham, Ala.

### Samford 6, VMI 3

**At SAM:** SAM leads 2-1

**At VMI:** SAM leads 4-2

**Chris Hatcher vs. VMI:** 4-3

**Scott Wachenheim vs. SAM:** 3-4

**Last SAM win:** 73-22 in 2018

**Last VMI win:** 46-45 in 2021

**Longest SAM streak:** 6 (2001-18)

**Longest VMI streak:** 3 (2019-21)

**Last 10 meetings:** SAM leads 6-3

**Current streak:** VMI has won three

**Largest SAM win:** 73-22 in 2018

**Largest VMI win:** 48-41 (OT) in 2019

Year	Winner	Score	Site
2001	SAM	46-28	Lexington, Va.
2014	SAM	63-21	Lexington, Va.
2015	SAM	49-13	Lexington, Va.
2016	SAM	55-21	Birmingham, Ala.
2017	SAM	26-7	Lexington, Va.
2018	SAM	73-22	Birmingham, Ala.
2019	VMI	48-41 (OT)	Lexington, Va.
2020-21	VMI	38-37 (OT)	Birmingham, Ala.
2021	VMI	46-45	Lexington, Va.

### Chattanooga 33, Samford 10, 3 ties

**At SAM:** UTC leads 11-5

**At UTC:** UTC leads 22-5-2

**At neutral sites:** Series tied 0-0-1

**Chris Hatcher vs. UTC:** 2-7 (2-1 GSU, 0-6 SAM)

**Rusty Wright vs. SAM:** 2-0

**Last SAM win:** 17-14 (OT) in 2013

**Last UTC win:** 55-13 in 2021

**Longest SAM streak:** 2 (three times)

**Longest UTC streak:** 8 (1964-01)

**Last 10 meetings:** UTC leads 9-1

**Current streak:** UTC has won seven

**Largest SAM win:** 63-0 in 1906

**Largest UTC win:** 56-0 in 1910

Year	Winner	Score	Site
1906	SAM	63-0	Birmingham, Ala.
1907	SAM	21-7	Chattanooga, Tenn.
1907	UTC	29-0	Chattanooga, Tenn.
1909	Tie	0-0	Chattanooga, Tenn.
1910	UTC	56-0	Chattanooga, Tenn.
1914	UTC	14-0	Chattanooga, Tenn.
1921	UTC	26-3	Chattanooga, Tenn.
1923	Tie	0-0	Chattanooga, Tenn.
1924	SAM	28-0	Chattanooga, Tenn.
1925	SAM	3-0	Birmingham, Ala.
1926	UTC	23-0	Chattanooga, Tenn.
1928	UTC	14-0	Birmingham, Ala.
1929	UTC	20-14	Chattanooga, Tenn.
1930	UTC	13-9	Chattanooga, Tenn.
1931	UTC	14-0	Chattanooga, Tenn.
1932	UTC	19-0	Birmingham, Ala.
1936	UTC	6-0	Chattanooga, Tenn.
1937	SAM	6-0	Birmingham, Ala.
1938	UTC	13-6	Chattanooga, Tenn.
1939	SAM	33-14	Birmingham, Ala.
1940	UTC	28-0	Chattanooga, Tenn.
1941	Tie	7-7	Anniston, Ala.
1945	UTC	47-7	Chattanooga, Tenn.
1962	SAM	22-12	Chattanooga, Tenn.
1964	UTC	28-13	Chattanooga, Tenn.
1965	UTC	25-10	Chattanooga, Tenn.
1967	UTC	28-0	Birmingham, Ala.
1968	UTC	40-7	Chattanooga, Tenn.
1998	UTC	23-13	Chattanooga, Tenn.
1999	UTC	29-27	Birmingham, Ala.
2000	UTC	23-6	Chattanooga, Tenn.
2001	UTC	28-14	Birmingham, Ala.
2003	SAM	31-23	Chattanooga, Tenn.



### SAMFORD PUNTER BRADLEY PORCELLATO

2008	SAM	30-7	Chattanooga, Tenn.
2009	UTC	14-7	Birmingham, Ala.
2010	UTC	48-14	Chattanooga, Tenn.
2011	UTC	24-9	Birmingham, Ala.
2012	UTC	20-13	Chattanooga, Tenn.
2013	SAM	17-14 (OT)	Birmingham, Ala.
2014	UTC	38-24	Chattanooga, Tenn.
2015	UTC	31-21	Birmingham, Ala.
2016	UTC	41-21	Chattanooga, Tenn.
2017	UTC	23-21	Birmingham, Ala.
2018	UTC	27-20	Chattanooga, Tenn.
2019	UTC	35-27	Birmingham, Ala.
2021	UTC	55-13	Birmingham, Ala.

1907	MER	11-6	Macon, Ga.
1908	MER	45-0	Macon, Ga.
1909	SAM	6-5	Macon, Ga.
1910	MER	28-0	Macon, Ga.
1911	MER	29-0	Macon, Ga.
1912	MER	36-0	Birmingham, Ala.
1915	MER	14-7	Macon, Ga.
1916	SAM	26-7	Birmingham, Ala.
1920	SAM	33-13	Macon, Ga.
1924	MER	14-5	Macon, Ga.
1926	MER	3-0	Macon, Ga.
1927	SAM	14-0	Macon, Ga.
1928	SAM	15-7	Macon, Ga.
1929	MER	7-2	Macon, Ga.
1932	MER	21-6	Macon, Ga.
1936	Tie	0-0	Macon, Ga.
1937	SAM	13-0	Birmingham, Ala.
1939	SAM	7-3	Albany, Ga.
1940	SAM	14-6	Macon, Ga.
1941	SAM	27-6	Birmingham, Ala.
2014	SAM	21-18	Birmingham, Ala.
2015	SAM	47-21	Macon, Ga.
2016	SAM	24-19	Birmingham, Ala.
2017	SAM	20-3	Macon, Ga.
2018	MER	30-24	Birmingham, Ala.
2019	MER	36-33 (3OT)	Macon, Ga.
2020-21	SAM	44-20	Birmingham, Ala.
2021	MER	45-42	Macon, Ga.

### Samford 14, Mercer 13, 1 tie

**At MER:** MER leads 11-7-1

**At SAM:** SAM leads 6-2

**At neutral sites:** SAM leads 1-0

**Drew Cronin vs. SAM:** 1-1

**Chris Hatcher vs. MER:** 4-3

**Last MER win:** 45-42 in 2021

**Last SAM win:** 44-20 in 2020-21

**Longest MER streak:** 4 (1910-15)

**Longest SAM streak:** 8 (1937-2017)

**Last 10 meetings:** SAM leads 7-3

**Current streak:** MER has won one

**Largest MER win:** 45-0 in 1908

**Largest SAM win:** 47-21 in 2015

Year	Winner	Score	Site
------	--------	-------	------

#SoConFB





## SAMFORD YEAR-BY-YEAR

Year	Overall	SoCon	Place	Coach
1902	3 1 0			W.H. Gwin
1903	1 4 0			W.T. O'Hara/W.H. Gwin
1904	No team			
1905	1 2 1			Davis F. Stakely
1906	6 2 1			John Counselman
1907	3 6 0			John Counselman
1908	2 4 0			John Counselman/Winton M. Blount
1909	5 2 1			J.B. Longwell
1910	1 8 0			J.C. Donnelly
1911	1 6 1			J.B. Longwell
1912	1 7 0			B.L. Noojin
1913	5 3 1			B.L. Noojin
1914	4 3 1			B.L. Noojin
1915	3 4 1			Eugene Caton
1916	6 4 0			J.B. Longwell
1917	3 3 1			J.B. Longwell/C.W. Streit
1918	0 2 0			Maxwell James
1919	3 5 2			Chester Dillon
1920	3 5 1			R.C. Marshall
1921	3 6 0			R.C. Marshall
1922	2 6 2			Harris G. Cope
1923	3 4 3			Harris G. Cope
1924	3 5 1			Jenks Gillem
1925	6 3 0			Jenks Gillem
1926	4 4 1			Jenks Gillem
1927	7 2 2			Chester Dillon
1928	6 4 1			Chester Dillon
1929	5 4 2			Eddie McLane
1930	5 5 0			Eddie McLane
1931	8 2 2			Eddie McLane
1932	3 7 0			Eddie McLane
1933	7 1 2			Eddie McLane
1934	3 4 2			Clyde Propst
1935	7 1 2			Billy Bancroft
1936	5 3 1			Billy Bancroft
1937	5 3 0			Billy Bancroft
1938	2 5 0			Billy Bancroft
1939	3 6 1			Billy Bancroft
1940	4 5 0			William White
1941	4 5 1			William White
1942	No team			
1943	2 2 0			Euil Snider
1944	0 5 0			Bub Walker
1945	0 5 0			Bub Walker
1946-47	No team			
1948	4 4 0			Ted McCrary
1949	4 5 0			Earl Gartman
1950	2 8 0			Earl Gartman
1951	2 3 1			Earl Gartman
1952	5 4 0			Earl Gartman
1953	1 8 0			Earl Gartman
1954	2 7 0			William White
1955	1 8 0			Howard Foote
1956	2 5 2			Howard Foote
1957	4 5 0			Virgil Ledbetter
1958	1 6 1			Virgil Ledbetter
1959	9 1 0			Bobby Bowden
1960	8 1 0			Bobby Bowden
1961	7 2 0			Bobby Bowden
1962	7 2 0			Bobby Bowden
1963	5 3 1			Herman L. Scott
1964	4 4 1			Herman L. Scott
1965	4 6 0			Herman L. Scott
1966	6 3 1			John Lee Armstrong
1967	8 2 1			John Lee Armstrong
1968	6 4 0			John Lee Armstrong
1969	2 6 1			Wayne Grubb
1970	5 5 0			Wayne Grubb
1971	9 1 0			Wayne Grubb
1972	5 3 2			Wayne Grubb
1973	4 5 0			Wayne Grubb
1974-83	No team			
1984	1 7 0			Kim Alsop
1985	2 8 0			Kim Alsop
1986	3 6 0			Kim Alsop
1987	9 1 0			Terry Bowden
1988	5 6 0			Terry Bowden
1989	4 7 0			Terry Bowden
1990	6 4 1			Terry Bowden
1991	12 2 0			Terry Bowden
1992	9 3 0			Terry Bowden
1993	5 6 0			Chan Gailey

Year	Overall	SoCon	Place	Coach
1994	4 6 1			Pete Hurt
1995	7 4 0			Pete Hurt
1996	6 5 0			Pete Hurt
1997	7 4 0			Pete Hurt
1998	6 5 0			Pete Hurt
1999	7 4 0			Pete Hurt
2000	4 7 0			Pete Hurt
2001	5 5 0			Pete Hurt/Bill Gray
2002	4 7 0			Bill Gray
2003	7 4 0			Bill Gray
2004	4 7 0			Bill Gray
2005	5 6 0			Bill Gray
2006	3 8 0			Bill Gray
2007	4 7 0			Pat Sullivan
2008	6 5 0	4 4 0	t-4th	Pat Sullivan
2009	5 6 0	3 5 0	6th	Pat Sullivan
2010	4 7 0	2 6 0	7th	Pat Sullivan
2011	*6 5 0	4 4 0	5th	Pat Sullivan
2012	*7 4 0	5 3 0	t-4th	Pat Sullivan
2013	*8 5 0	6 2 0	t-1st	Pat Sullivan
2014	7 4 0	5 2 0	t-2nd	Pat Sullivan
2015	6 5 0	3 4 0	t-4th	Chris Hatcher
2016	7 5 0	5 3 0	4th	Chris Hatcher
2017	8 4 0	6 2 0	t-2nd	Chris Hatcher
2018	6 5 0	5 3 0	4th	Chris Hatcher
2019	5 7 0	4 4 0	t-4th	Chris Hatcher
2020-21	4 3 0	4 3 0	5th	Chris Hatcher
2021	3 5 0	4 7 0	t-7th	Chris Hatcher
<b>Total</b>	<b>461-460-47</b>	<b>60-52-0</b>		

\* 19 total wins vacated (all 6 from 2011, all 7 from 2012, 6 SoCon wins from 2013) in summer of 2016

## ALL-TIME SAMFORD COACHES

Coach	Seasons	Years	W	L	T	Pct.
W.H. Gwin	1902-03	2	3	4	0	.429
W.T. O'Hara	1903	1	1	1	0	.500
Davis F. Stakely	1905	1	1	2	1	.375
John Counselman	1906-08	3	9	10	1	.475
Winton M. Blount	1908	1	2	2	0	.500
J.C. Donnelly	1910	1	1	8	0	.111
B.L. Noojin	1912-14	3	10	13	2	.440
Eugene Caton	1915	1	3	4	1	.438
J.B. Longwell	1909, 11, 16-17	4	14	14	3	.500
C.W. Streit	1917	1	1	1	0	.500
Maxwell James	1918	1	0	2	0	.000
R.C. Marshall	1920-21	2	6	11	1	.361
Harris G. Cope	1922-23	2	5	10	5	.375
Sam Gillem	1924-26	3	13	12	2	.519
Chester Dillon	1919, 1927-28	3	16	11	5	.578
Eddie McLane	1929-33	5	28	19	6	.585
Clyde Propst	1934	1	3	4	2	.444
Billy Bancroft	1935-39	5	22	18	4	.545
Euil Snider	1943	1	2	2	0	.500
Erskine Walker	1944-45	2	0	10	0	.000
Ted McCrary	1948	1	4	4	0	.500
Earl Gartman	1949-53	5	14	28	1	.337
William White	1940-41, 1954	3	10	17	1	.375
Howard Foote	1955-56	2	3	13	2	.222
Virgil Ledbetter	1957-58	2	5	11	1	.324
Bobby Bowden	1959-62	4	31	6	0	.838
Herman L. Scott	1963-65	3	13	13	2	.500
John Lee Armstrong	1966-68	3	20	9	2	.677
Wayne Grubb	1969-73	5	25	20	3	.552
Kim Alsop	1984-86	3	6	21	0	.222
Terry Bowden	1987-92	6	45	23	1	.659
Chan Gailey	1993	1	5	6	0	.455
Pete Hurt	1994-2001	8	42	39	1	.512
Bill Gray	2001-06	6	27	33	0	.450
Pat Sullivan*	2007-14	8	47	43	0	.522
Chris Hatcher	2015-present	7	40	36	0	.526

\* 19 wins from 2011-13 vacated in summer of 2016



SEIBERT STADIUM (6,700)





## 2022 SCHEDULE

Sept. 3 (6 p.m.)  
**Wofford\***  
(ESPN+/3)



Oct. 22 (1:30 p.m.)  
**Mercer\***  
(ESPN+/3)



Sept. 10 (7 p.m.)  
**at Eastern Illinois**  
(TBA)



Oct. 29 (2 p.m.)  
**at Furman\***  
(Nexstar/ESPN+/3)



Sept. 17 (6 p.m.)  
**at North Alabama**  
(TBA)



Nov. 5 (2 p.m.)  
**at The Citadel\***  
(ESPN+/3)



Sept. 22 (8:30 p.m.)  
**at Illinois**  
(Big Ten Network)



Nov. 12 (1:30 p.m.)  
**Samford\***  
(ESPN+/3)



Oct. 1 (7:30 p.m.)  
**at ETSU\***  
(ESPN+/3)



Nov. 19 (1 p.m.)  
**at Western Carolina\***  
(ESPN+/3)



Oct. 15 (1:30 p.m.)  
**VMI\***  
(ESPN+/3)



\* Southern Conference game

## CHATTANOOGA MOCS

### Basic information


Location: ..... Chattanooga, Tenn.  
Founded: ..... 1886  
Enrollment: ..... 11,457  
Nickname: ..... Mocs  
Colors: ..... Navy, Old Gold and Silver  
Chancellor: ..... Dr. Steve Angel  
Director of athletics: ..... Mark Wharton  
Stadium: ..... Finley Stadium  
Capacity: ..... 20,668

### Media relations

Football contact: ..... Jim Horten  
Email: ..... james-horten@utc.edu  
Office: ..... 423-425-2350  
Cell: ..... 423-645-8733  
Press box phone: ..... 423-757-9322  
Website: ..... GoMocs.com

### Team information

2021 record: ..... 6-5  
SoCon record: ..... 5-3 (3rd)  
Home: ..... 3-2  
Away: ..... 3-3  
Lettermen returning/lost: ..... 40/27  
Off. starters returning/lost: ..... 5/6  
Def. starters returning/lost: ..... 7/4  
Specialists returning/lost: ..... 3/0  
Basic offense ..... Multiple  
Basic defense ..... Multiple



Jim Horten  
Football SID

### SoCon titles (7)

1977, 1978, 1979, 1984, 2013, 2014, 2015

### FCS Playoff appearances (4)

1984, 2014, 2015, 2016



**CHATTANOOGA RUNNING BACK  
AILYM FORD**



**CHATTANOOGA DEFENSIVE LINEMAN DEVONNSHA MAXWELL**







# CHATTANOOGA

## CHATTANOOGA VS. 2022 OPPONENTS

**Wofford 15, Chattanooga 13**  
**At UTC:** UTC leads 9-6  
**At WOF:** WOF leads 9-4  
**Rusty Wright vs. WOF:** 2-1  
**Josh Conklin vs. UTC:** 2-2  
**Last UTC win:** 35-10 in 2021  
**Last WOF win:** 35-34 (OT) in 2019  
**Longest UTC streak:** 5 (1927-98)  
**Longest WOF streak:** 4 (2016-19)  
**Last 10 meetings:** Series tied 5-5  
**Current streak:** UTC has won two  
**Largest UTC win:** 38-7 in 1927  
**Largest WOF win:** 55-0 in 2006

Year	Winner	Score	Site
1927	UTC	38-7	Chattanooga, Tenn.
1968	UTC	35-14	Spartanburg, S.C.
1969	UTC	28-23	Chattanooga, Tenn.
1997	UTC	20-17	Chattanooga, Tenn.
1998	UTC	31-3	Spartanburg, S.C.
1999	WOF	41-34	Chattanooga, Tenn.
2000	WOF	41-33	Spartanburg, S.C.
2001	UTC	29-26	Chattanooga, Tenn.
2002	WOF	27-21 (OT)	Spartanburg, S.C.
2003	WOF	42-14	Chattanooga, Tenn.
2004	WOF	56-21	Spartanburg, S.C.
2005	UTC	25-13	Chattanooga, Tenn.
2006	WOF	55-0	Spartanburg, S.C.
2007	WOF	42-16	Chattanooga, Tenn.
2008	WOF	56-7	Spartanburg, S.C.
2009	UTC	38-9	Chattanooga, Tenn.
2010	WOF	45-14	Spartanburg, S.C.
2011	WOF	28-27	Chattanooga, Tenn.
2012	WOF	16-13 (OT)	Spartanburg, S.C.
2013	UTC	20-10	Chattanooga, Tenn.
2014	UTC	31-13	Chattanooga, Tenn.
2015	UTC	20-17	Spartanburg, S.C.
2016	WOF	36-28	Chattanooga, Tenn.
2017	WOF	24-21 (2OT)	Spartanburg, S.C.
2018	WOF	21-10	Chattanooga, Tenn.
2019	WOF	35-34 (OT)	Spartanburg, S.C.
2020-21	UTC	24-13	Chattanooga, Tenn.
2021	UTC	35-10	Spartanburg, S.C.

### Chattanooga 1, Eastern Illinois 0

**At EIU:** N/A  
**At UTC:** UTC leads 1-0  
**Chris Wilkerson vs. UTC:** 0-0  
**Rusty Wright vs. EIU:** 1-0  
**Last EIU win:** N/A  
**Last UTC win:** 24-10 in 2019  
**Longest EIU streak:** N/A  
**Longest UTC streak:** 1 (2019)  
**Last 10 meetings:** UTC leads 1-0  
**Current streak:** UTC has won one  
**Largest EIU win:** N/A  
**Largest UTC win:** 24-10 in 2019

Year	Winner	Score	Site
2019	UTC	24-10	Chattanooga, Tenn.

### Chattanooga 2, North Alabama 0

**At UNA:** UTC leads 1-0  
**At UTC:** UTC leads 1-0  
**Chris Willis vs. UTC:** 0-1  
**Rusty Wright vs. UNA:** 1-0  
**Last UNA win:** N/A  
**Last UTC win:** 20-0 in 2021  
**Longest UNA streak:** N/A  
**Longest UTC streak:** 2 (1963-2021)  
**Last 10 meetings:** UTC leads 2-0  
**Current streak:** UTC has won two  
**Largest UNA win:** N/A  
**Largest UTC win:** 20-0 in 2021

Year	Winner	Score	Site
1963	UTC	25-6	Chattanooga, Tenn.
2021	UTC	20-0	Florence, Ala.

### Illinois 0, Chattanooga 0

**First meeting**  
**Rusty Wright vs. ILL:** 0-0  
**Bret Bielema vs. UTC:** 0-0

**Chattanooga 24, ETSU 19, 1 tie**  
**At ETSU:** ETSU leads 11-8-1



### CHATTANOOGA LINEBACKER TY BOECK

**At UTC:** UTC leads 16-8  
**George Quarles vs. UTC:** 0-0  
**Rusty Wright vs. ETSU:** 2-0  
**Last ETSU win:** 17-14 in 2018  
**Last UTC win:** 21-16 in 2021  
**Longest ETSU streak:** 5 (1992-96)  
**Longest UTC streak:** 4 (1980-83)  
**Last 10 meetings:** Series tied 5-5  
**Current streak:** UTC has won two  
**Largest ETSU win:** 68-7 in 2003  
**Largest UTC win:** 37-7 in 2016

Year	Winner	Score	Site
1961	UTC	27-6	Chattanooga, Tenn.
1962	UTC	14-13	Chattanooga, Tenn.
1963	ETSU	27-22	Chattanooga, Tenn.
1964	UTC	7-0	Chattanooga, Tenn.
1965	Tie	7-7	Johnson City, Tenn.
1967	UTC	15-14	Johnson City, Tenn.
1968	UTC	16-6	Chattanooga, Tenn.
1969	ETSU	17-13	Chattanooga, Tenn.
1970	ETSU	21-17	Johnson City, Tenn.
1971	UTC	28-14	Chattanooga, Tenn.
1972	ETSU	35-0	Chattanooga, Tenn.
1973	UTC	26-21	Chattanooga, Tenn.
1975	UTC	21-13	Johnson City, Tenn.
1976	UTC	23-14	Chattanooga, Tenn.
1979	ETSU	35-0	Johnson City, Tenn.
1980	UTC	26-14	Chattanooga, Tenn.
1981	UTC	17-0	Johnson City, Tenn.
1982	UTC	27-6	Chattanooga, Tenn.
1983	UTC	13-10	Johnson City, Tenn.
1984	ETSU	12-0	Chattanooga, Tenn.
1985	UTC	12-0	Johnson City, Tenn.
1986	ETSU	18-17	Chattanooga, Tenn.
1987	ETSU	34-14	Johnson City, Tenn.
1988	UTC	33-10	Chattanooga, Tenn.
1989	ETSU	24-23	Johnson City, Tenn.
1990	UTC	22-3	Chattanooga, Tenn.
1991	UTC	43-26	Johnson City, Tenn.

1992	ETSU	27-24	Chattanooga, Tenn.
1993	ETSU	21-0	Johnson City, Tenn.
1994	ETSU	30-13	Chattanooga, Tenn.
1995	ETSU	38-9	Johnson City, Tenn.
1996	ETSU	28-24	Chattanooga, Tenn.
1997	UTC	17-14	Johnson City, Tenn.
1998	UTC	10-7	Chattanooga, Tenn.
1999	ETSU	28-14	Johnson City, Tenn.
2000	ETSU	24-22	Chattanooga, Tenn.
2001	ETSU	32-10	Johnson City, Tenn.
2002	UTC	27-10	Chattanooga, Tenn.
2003	ETSU	68-7	Johnson City, Tenn.
2016	UTC	37-7	Johnson City, Tenn.
2017	UTC	10-3	Chattanooga, Tenn.
2018	ETSU	17-14	Johnson City, Tenn.
2019	UTC	16-13	Chattanooga, Tenn.
2021	UTC	21-16	Chattanooga, Tenn.

### Chattanooga 17, VMI 9, 1 tie

**At UTC:** UTC leads 9-3-1  
**At VMI:** UTC leads 8-6  
**Rusty Wright vs. VMI:** 0-2  
**Scott Wachenheim vs. UTC:** 2-4  
**Last UTC win:** 34-27 in 2018  
**Last VMI win:** 37-34 (OT) in 2021  
**Longest UTC streak:** 5 (1980-87; 2014-18)  
**Longest VMI streak:** 2 (four times)  
**Last 10 meetings:** UTC leads 6-4  
**Current streak:** VMI has won two  
**Largest UTC win:** 63-7 in 2017  
**Largest VMI win:** 17-0 in 1972

Year	Winner	Score	Site
1971	UTC	31-8	Lexington, Va.
1972	VMI	17-0	Chattanooga, Tenn.
1980	UTC	55-10	Lexington, Va.
1983	UTC	23-6	Chattanooga, Tenn.
1984	UTC	35-0	Lexington, Va.
1985	UTC	54-7	Chattanooga, Tenn.
1987	UTC	31-0	Lexington, Va.

#SoConFB



## CHATTANOOGA VS. 2022 OPPONENTS

1989	Tie	14-14	Chattanooga, Tenn.
1991	UTC	50-14	Chattanooga, Tenn.
1992	VMI	37-34 (OT)	Lexington, Va.
1993	VMI	35-29 (OT)	Lexington, Va.
1994	UTC	49-14	Chattanooga, Tenn.
1995	VMI	17-12	Lexington, Va.
1996	VMI	28-14	Chattanooga, Tenn.
1997	UTC	27-24	Lexington, Va.
1998	UTC	45-7	Chattanooga, Tenn.
1999	UTC	27-0	Lexington, Va.
2000	UTC	27-14	Chattanooga, Tenn.
2001	VMI	19-16	Lexington, Va.
2002	VMI	35-31	Chattanooga, Tenn.
2014	UTC	55-7	Chattanooga, Tenn.
2015	UTC	33-27	Lexington, Va.
2016	UTC	30-12	Chattanooga, Tenn.
2017	UTC	63-7	Lexington, Va.
2018	UTC	34-27	Chattanooga, Tenn.
2019	VMI	31-24	Lexington, Va.
2021	VMI	37-34 (OT)	Lexington, Va.

### Chattanooga 20, Mercer 11, 1 tie

**At MER:** MER leads 7-4

**At UTC:** UTC leads 16-4-1

**Drew Cronin vs. UTC:** 2-0

**Rusty Wright vs. MER:** 1-2

**Last MER win:** 10-6 in 2021

**Last UTC win:** 34-17 in 2019

**Longest MER streak:** 2 (four times)

**Longest UTC streak:** 8 (1935-2014)

**Last 10 meetings:** Series tied 5-5

**Current streak:** MER has won two

**Largest MER win:** 33-0 in 1924

**Largest UTC win:** 49-0 in 1916

Year	Winner	Score	Site
1909	MER	10-2	Macon, Ga.
1910	UTC	6-0	Macon, Ga.
1914	UTC	16-0	Macon, Ga.
1915	UTC	20-6	Chattanooga, Tenn.
1916	UTC	49-0	Chattanooga, Tenn.
1920	UTC	20-0	Chattanooga, Tenn.
1921	MER	18-0	Macon, Ga.
1922	UTC	13-6	Chattanooga, Tenn.
1923	MER	18-3	Macon, Ga.
1924	MER	33-0	Macon, Ga.
1925	UTC	12-7	Chattanooga, Tenn.
1929	UTC	7-0	Macon, Ga.
1930	UTC	8-6	Chattanooga, Tenn.
1931	UTC	27-19	Chattanooga, Tenn.
1932	MER	25-0	Chattanooga, Tenn.
1933	MER	7-0	Chattanooga, Tenn.
1934	Tie	13-13	Chattanooga, Tenn.
1935	UTC	12-7	Chattanooga, Tenn.
1936	UTC	6-0	Chattanooga, Tenn.
1937	UTC	19-7	Chattanooga, Tenn.
1938	UTC	9-7	Chattanooga, Tenn.
1939	UTC	21-18	Chattanooga, Tenn.
1940	UTC	20-6	Chattanooga, Tenn.
1941	UTC	40-13	Chattanooga, Tenn.
2014	UTC	38-31	Chattanooga, Tenn.
2015	MER	17-14	Macon, Ga.
2016	UTC	52-31	Chattanooga, Tenn.
2017	MER	30-10	Macon, Ga.
2018	MER	13-9	Chattanooga, Tenn.
2019	UTC	34-17	Macon, Ga.
2020-21	MER	35-28	Chattanooga, Tenn.
2021	MER	10-6	Macon, Ga.

### Furman 30, Chattanooga 21

**At FUR:** FUR leads 13-12

**At UTC:** FUR leads 17-9

**Clay Hendrix vs. UTC:** 3-2

**Rusty Wright vs. FUR:** 2-1

**Last FUR win:** 35-20 in 2019

**Last UTC win:** 13-3 in 2021

**Longest FUR streak:** 15 (1995-09)

**Longest UTC streak:** 5 (1928-68; 2012-16)

**Last 10 meetings:** UTC leads 7-3

**Current streak:** UTC has won two

**Largest FUR win:** 63-21 in 2003

**Largest UTC win:** 34-0 in 1957

Year	Winner	Score	Site
1928	UTC	15-0	Greenville, S.C.

1929	UTC	20-7	Chattanooga, Tenn.
1957	UTC	34-0	Greenville, S.C.
1959	UTC	20-7	Chattanooga, Tenn.
1968	UTC	31-14	Chattanooga, Tenn.
1970	FUR	18-16	Greenville, S.C.
1977	FUR	17-7	Chattanooga, Tenn.
1978	UTC	13-9	Greenville, S.C.
1979	UTC	45-14	Greenville, S.C.
1980	FUR	42-28	Chattanooga, Tenn.
1981	UTC	31-28	Greenville, S.C.
1982	UTC	16-13	Chattanooga, Tenn.
1983	FUR	28-14	Greenville, S.C.
1984	UTC	14-7	Chattanooga, Tenn.
1985	FUR	28-0	Greenville, S.C.
1986	FUR	21-10	Chattanooga, Tenn.
1987	UTC	16-14	Greenville, S.C.
1988	FUR	10-7	Chattanooga, Tenn.
1989	FUR	27-17	Greenville, S.C.
1990	FUR	38-21	Chattanooga, Tenn.
1991	FUR	24-21	Greenville, S.C.
1992	FUR	35-7	Chattanooga, Tenn.
1993	UTC	45-42	Chattanooga, Tenn.
1994	UTC	34-20	Greenville, S.C.
1995	FUR	23-21	Chattanooga, Tenn.
1996	FUR	42-21	Greenville, S.C.
1997	FUR	43-21	Chattanooga, Tenn.
1998	FUR	31-28	Greenville, S.C.
1999	FUR	40-35	Chattanooga, Tenn.
2000	FUR	45-44 (OT)	Greenville, S.C.
2001	FUR	42-10	Chattanooga, Tenn.
2002	FUR	35-7	Greenville, S.C.
2003	FUR	63-21	Chattanooga, Tenn.
2004	FUR	51-31	Greenville, S.C.
2005	FUR	56-35	Chattanooga, Tenn.
2006	FUR	28-22 (OT)	Greenville, S.C.
2007	FUR	28-22	Chattanooga, Tenn.
2008	FUR	35-10	Greenville, S.C.
2009	FUR	38-20	Chattanooga, Tenn.
2010	UTC	36-28	Greenville, S.C.

2011	FUR	14-7	Chattanooga, Tenn.
2012	UTC	31-10	Greenville, S.C.
2013	UTC	31-9	Chattanooga, Tenn.
2014	UTC	45-19	Greenville, S.C.
2015	UTC	31-3	Chattanooga, Tenn.
2016	UTC	21-14	Greenville, S.C.
2017	FUR	41-17	Chattanooga, Tenn.
2018	FUR	16-10	Greenville, S.C.
2019	FUR	35-20	Chattanooga, Tenn.
2020-21	UTC	20-18	Greenville, S.C.
2021	UTC	13-3	Chattanooga, Tenn.

### Chattanooga 33, The Citadel 20, 2 ties

**At CIT:** UTC leads 14-12-1

**At UTC:** UTC leads 19-8-1

**Brent Thompson vs. UTC:** 3-3

**Rusty Wright vs. CIT:** 2-1

**Last CIT win:** 24-21 in 2021

**Last UTC win:** 25-24 (OT) in 2020-21

**Longest CIT streak:** 3, three times

**Longest UTC streak:** 5 (1982-87)

**Last 10 meetings:** UTC leads 7-3

**Current streak:** CIT has won one

**Largest CIT win:** 41-16 in 2007

**Largest UTC win:** 42-7 in 1986

Year	Winner	Score	Site
1926	UTC	6-3	Charleston, S.C.
1927	UTC	31-6	Chattanooga, Tenn.
1930	Tie	7-7	Charleston, S.C.
1936	UTC	13-0	Charleston, S.C.
1968	UTC	31-9	Chattanooga, Tenn.
1969	UTC	10-5	Charleston, S.C.
1970	UTC	29-28	Chattanooga, Tenn.
1971	CIT	52-35	Charleston, S.C.
1972	CIT	12-0	Chattanooga, Tenn.
1973	CIT	28-20	Charleston, S.C.
1975	UTC	24-6	Chattanooga, Tenn.
1976	CIT	14-10	Charleston, S.C.
1977	UTC	21-14	Chattanooga, Tenn.



### CHATTANOOGA OFFENSIVE LINEMAN McCLENDON CURTIS



# CHATTANOOGA

## CHATTANOOGA VS. 2022 OPPONENTS

1979	UTC	28-7	Chattanooga, Tenn.
1980	CIT	29-13	Charleston, S.C.
1981	Tie	28-28	Chattanooga, Tenn.
1982	UTC	24-7	Charleston, S.C.
1983	UTC	30-9	Chattanooga, Tenn.
1985	UTC	34-17	Chattanooga, Tenn.
1986	UTC	42-7	Charleston, S.C.
1987	UTC	22-19	Chattanooga, Tenn.
1988	CIT	23-17	Charleston, S.C.
1989	UTC	17-9	Chattanooga, Tenn.
1990	UTC	7-6	Charleston, S.C.
1991	UTC	33-26	Chattanooga, Tenn.
1992	CIT	33-13	Chattanooga, Tenn.
1993	CIT	41-27	Chattanooga, Tenn.
1994	CIT	42-26	Charleston, S.C.
1995	UTC	29-24	Chattanooga, Tenn.
1996	CIT	16-13	Charleston, S.C.
1997	CIT	7-3	Chattanooga, Tenn.
1998	UTC	13-10	Chattanooga, Tenn.
1999	UTC	30-27 (OT)	Chattanooga, Tenn.
2000	UTC	20-13	Charleston, S.C.
2001	CIT	20-17 (2OT)	Chattanooga, Tenn.
2002	UTC	34-31	Charleston, S.C.
2003	UTC	29-20	Chattanooga, Tenn.
2004	CIT	44-24	Charleston, S.C.
2005	UTC	31-21	Chattanooga, Tenn.
2006	CIT	24-21	Charleston, S.C.
2007	CIT	41-16	Chattanooga, Tenn.
2008	CIT	24-21	Charleston, S.C.
2009	UTC	31-28	Chattanooga, Tenn.
2010	UTC	28-10	Charleston, S.C.
2011	CIT	28-27	Chattanooga, Tenn.
2012	UTC	28-10	Charleston, S.C.
2013	UTC	28-24	Chattanooga, Tenn.
2014	UTC	34-14	Charleston, S.C.
2015	UTC	31-23	Chattanooga, Tenn.
2016	CIT	22-14	Charleston, S.C.
2017	CIT	20-14	Chattanooga, Tenn.
2018	UTC	29-28 (OT)	Charleston, S.C.
2019	UTC	34-33	Chattanooga, Tenn.
2020-21	UTC	25-24 (OT)	Charleston, S.C.
2021	CIT	24-21	Chattanooga, Tenn.

**Chattanooga 33, Samford 10, 3 ties**  
**At SAM:** UTC leads 11-5  
**At UTC:** UTC leads 22-5-2  
**At neutral sites:** Series tied 0-0-1  
**Chris Hatcher vs. UTC:** 2-7 (2-1 GSU, 0-6 SAM)  
**Rusty Wright vs. SAM:** 2-0  
**Last SAM win:** 17-14 (OT) in 2013  
**Last UTC win:** 55-13 in 2021  
**Longest SAM streak:** 2 (three times)  
**Longest UTC streak:** 8 (1964-01)  
**Last 10 meetings:** UTC leads 9-1  
**Current streak:** UTC has won seven  
**Largest SAM win:** 63-0 in 1906  
**Largest UTC win:** 56-0 in 1910

Year	Winner	Score	Site
1906	SAM	63-0	Birmingham, Ala.
1907	SAM	21-7	Chattanooga, Tenn.
1907	UTC	29-0	Chattanooga, Tenn.
1909	Tie	0-0	Chattanooga, Tenn.
1910	UTC	56-0	Chattanooga, Tenn.
1914	UTC	14-0	Chattanooga, Tenn.
1921	UTC	26-3	Chattanooga, Tenn.
1923	Tie	0-0	Chattanooga, Tenn.
1924	SAM	28-0	Chattanooga, Tenn.
1925	SAM	3-0	Birmingham, Ala.
1926	UTC	23-0	Chattanooga, Tenn.
1928	UTC	14-0	Birmingham, Ala.
1929	UTC	20-14	Chattanooga, Tenn.
1930	UTC	13-9	Chattanooga, Tenn.
1931	UTC	14-0	Chattanooga, Tenn.
1932	UTC	19-0	Birmingham, Ala.
1936	UTC	6-0	Chattanooga, Tenn.
1937	SAM	6-0	Birmingham, Ala.
1938	UTC	13-6	Chattanooga, Tenn.
1939	SAM	33-14	Birmingham, Ala.
1940	UTC	28-0	Chattanooga, Tenn.
1941	Tie	7-7	Anniston, Ala.
1945	UTC	47-7	Chattanooga, Tenn.
1962	SAM	22-12	Chattanooga, Tenn.
1964	UTC	28-13	Chattanooga, Tenn.
1965	UTC	25-10	Chattanooga, Tenn.
1967	UTC	28-0	Birmingham, Ala.

1968	UTC	40-7	Chattanooga, Tenn.
1998	UTC	23-13	Chattanooga, Tenn.
1999	UTC	29-27	Birmingham, Ala.
2000	UTC	23-6	Chattanooga, Tenn.
2001	UTC	28-14	Birmingham, Ala.
2003	SAM	31-23	Chattanooga, Tenn.
2008	SAM	30-7	Chattanooga, Tenn.
2009	UTC	14-7	Birmingham, Ala.
2010	UTC	48-14	Chattanooga, Tenn.
2011	UTC	24-9	Birmingham, Ala.
2012	UTC	20-13	Chattanooga, Tenn.
2013	SAM	17-14 (OT)	Birmingham, Ala.
2014	UTC	38-24	Chattanooga, Tenn.
2015	UTC	31-21	Birmingham, Ala.
2016	UTC	41-21	Chattanooga, Tenn.
2017	UTC	23-21	Birmingham, Ala.
2018	UTC	27-20	Chattanooga, Tenn.
2019	UTC	35-27	Birmingham, Ala.
2021	UTC	55-13	Birmingham, Ala.

### Chattanooga 30, Western Carolina 17

**At UTC:** UTC leads 17-6  
**At WCU:** UTC leads 13-11  
**Rusty Wright vs. WCU:** 2-0  
**Kerwin Bell vs. UTC:** 0-1  
**Last UTC win:** 45-17 in 2021  
**Last WCU win:** 45-7 in 2017  
**Longest UTC streak:** 8 (2009-16)  
**Longest WCU streak:** 4 (1991-94)  
**Last 10 meetings:** UTC leads 9-1  
**Current streak:** UTC has won three  
**Largest UTC win:** 51-0 in 2014  
**Largest WCU win:** 53-15 in 1994; 45-7 in 2017

Year	Winner	Score	Site
1973	WCU	14-0	Cullowhee, N.C.
1975	UTC	27-6	Chattanooga, Tenn.
1976	UTC	28-14	Cullowhee, N.C.
1977	UTC	21-10	Cullowhee, N.C.
1978	WCU	31-21	Chattanooga, Tenn.
1979	UTC	42-35	Cullowhee, N.C.
1980	UTC	39-14	Chattanooga, Tenn.
1981	WCU	24-10	Cullowhee, N.C.
1982	WCU	20-0	Cullowhee, N.C.
1983	WCU	25-15	Cullowhee, N.C.
1984	UTC	10-6	Chattanooga, Tenn.
1985	UTC	23-3	Cullowhee, N.C.
1986	UTC	34-7	Chattanooga, Tenn.
1987	UTC	13-11	Cullowhee, N.C.
1988	UTC	19-14	Chattanooga, Tenn.
1989	WCU	26-20	Cullowhee, N.C.
1990	UTC	23-21	Chattanooga, Tenn.
1991	WCU	27-24	Cullowhee, N.C.
1992	WCU	44-13	Chattanooga, Tenn.
1993	WCU	41-10	Chattanooga, Tenn.
1994	WCU	53-15	Cullowhee, N.C.
1995	UTC	35-14	Chattanooga, Tenn.
1996	UTC	20-6	Cullowhee, N.C.
1997	UTC	24-21	Chattanooga, Tenn.
1998	WCU	24-21	Cullowhee, N.C.
1999	UTC	56-28	Chattanooga, Tenn.
2000	WCU	41-36	Cullowhee, N.C.
2001	WCU	21-3	Chattanooga, Tenn.
2002	WCU	45-28	Cullowhee, N.C.
2003	UTC	38-0	Chattanooga, Tenn.
2004	UTC	27-24	Cullowhee, N.C.
2005	WCU	38-20	Chattanooga, Tenn.
2006	UTC	20-17 (OT)	Cullowhee, N.C.
2007	UTC	39-21	Chattanooga, Tenn.
2008	WCU	27-7	Cullowhee, N.C.
2009	UTC	24-20	Chattanooga, Tenn.
2010	UTC	27-21	Cullowhee, N.C.
2011	UTC	51-7	Chattanooga, Tenn.
2012	UTC	45-24	Cullowhee, N.C.
2013	UTC	42-21	Chattanooga, Tenn.
2014	UTC	51-0	Cullowhee, N.C.
2015	UTC	41-13	Chattanooga, Tenn.
2016	UTC	38-25	Cullowhee, N.C.
2017	WCU	45-7	Chattanooga, Tenn.
2018	UTC	26-6	Cullowhee, N.C.
2019	UTC	60-36	Chattanooga, Tenn.
2021	UTC	45-17	Chattanooga, Tenn.

#SoConFB



**CHATTANOOGA DEFENSIVE BACK CaMIRON SMITH**









## 2022 SCHEDULE

Sept. 1 (7:30 p.m.)  
**at Wake Forest**  
(ACC Network)



Oct. 22 (1:30 p.m.)  
**Furman\***  
(ESPN+/3)



Sept. 10 (1:30 p.m.)  
**Bucknell**  
(ESPN+/3)



Oct. 29 (1:30 p.m.)  
**Mercer\***  
(ESPN+/3)



Sept. 17 (1:30 p.m.)  
**Cornell**  
(ESPN+/3)



Nov. 5 (3 p.m.)  
**at Samford\***  
(ESPN+/3)



Oct. 1 (3:30 p.m.)  
**at Western Carolina\***  
(ESPN+/3)



Nov. 12 (1:30 p.m.)  
**at Wofford\***  
(ESPN+/3)



Oct. 8 (1:30 p.m.)  
**ETSU\***  
(Nexstar/ESPN+/3)



Nov. 19 (TBA)  
**The Citadel\***  
(ESPN+/3)



Oct. 15 (1:30 p.m.)  
**at Chattanooga\***  
(ESPN+/3)



\* Southern Conference game

## VMI KEYDETS

### Basic information

Location: ..... Lexington, Va.  
Founded: ..... 1839  
Enrollment: ..... 1,685  
Nickname: ..... Keydets  
Colors: ..... Red, White and Yellow  
Superintendent: ..... Maj. Gen. Cedric T. Wins  
Director of athletics: ..... Jim Miller  
Stadium: ..... Foster Stadium  
Capacity: ..... 10,000

### Media relations

Football contact: ..... Phil Marcello  
Email: ..... marcellopr@vmi.edu  
Office: ..... 540-464-7253  
Cell: ..... 804-381-1193  
Press box phone: ..... 540-464-7834  
Website: ..... VMIKeydets.com

### Team information

2021 record: ..... 6-5  
SoCon record: ..... 4-4 (t-4th)  
Home: ..... 4-1  
Away: ..... 2-4  
Lettermen returning/lost: ..... 80/27  
Off. starters returning/lost: ..... 7/5  
Def. starters returning/lost: ..... 7/4  
Specialists returning/lost: ..... 3/0  
Basic offense: ..... Air raid  
Basic defense: ..... 3-4



Phil Marcello  
Football SID

### SoCon titles (8)

1951, 1957, 1959, 1960, 1962, 1974, 1977, 2020-21

### FCS Playoff appearances (1)

2020-21



**VMI QUARTERBACK  
SETH MORGAN**



**VMI LINEBACKER STONE SNYDER**







VMI VS. 2022 OPPONENTS

Wake Forest 3, VMI 2, 2 ties
At VMI: VMI leads 2-0-2
At WFU: N/A
At neutral sites: WFU leads 3-0
Scott Wachenheim vs. WFU: 0-0
Dave Clawson vs. VMI: 3-0 (3-0 UR)
Last VMI win: 20-0 in 1921
Last WFU win: 38-7 in 1944
Longest VMI streak: 2 (1915-21)
Longest WFU streak: 3 (1942-44)
Last 10 meetings: WFU leads 3-2-2
Current streak: WFU has won three
Largest VMI win: 20-0 in 1921
Largest WFU win: 38-7 in 1944

Table with columns: Year, Winner, Score, Site. Rows include 1892, 1915, 1921, 1938, 1942, 1943, 1944.

Bucknell 3, VMI 2
At BU: Series tied 1-1
At VMI: BU leads 2-1
Dave Cecchini vs. VMI: 0-0
Scott Wachenheim vs. BU: 1-1
Last BU win: 28-22 (OT) in 2015
Last VMI win: 23-17 (3OT) in 2016
Longest BU streak: 3 (2013-15)
Longest VMI streak: 1 (1978; 2016)
Last 10 meetings: BU leads 3-2
Current streak: VMI has won one
Largest BU win: 35-23 in 2013
Largest VMI win: 25-14 in 1978

Table with columns: Year, Winner, Score, Site. Rows include 1978, 1979.

Table with columns: Year, Winner, Score, Site. Rows include 1978, 2013, 2014, 2015, 2016.

VMI 1, Cornell 0
At CU: VMI leads 1-0
At VMI: N/A
David Archer vs. VMI: 0-1
Scott Wachenheim vs. CU: 1-0
Last CU win: N/A
Last VMI win: 31-21 in 2021
Longest CU streak: N/A
Longest VMI streak: 1 (2021)
Last 10 meetings: VMI leads 1-0
Current streak: VMI has won one
Largest CU win: N/A
Largest VMI win: 31-21 in 2021

Table with columns: Year, Winner, Score, Site. Rows include 2021.

Western Carolina 24, VMI 4
At VMI: WCU leads 11-3
At WCU: WCU leads 13-1
Scott Wachenheim vs. WCU: 1-6
Kerwin Bell vs. VMI: 1-0
Last VMI win: 30-7 in 2020-21
Last WCU win: 52-24 in 2021
Longest VMI streak: 1 (four times)
Longest WCU streak: 17 (1992-19)
Last 10 meetings: WCU leads 9-1
Current streak: WCU has won one
Largest VMI win: 30-7 in 2020-21
Largest WCU win: 40-2 in 1999

Table with columns: Year, Winner, Score, Site. Rows include 1978, 1979.

Table with columns: Year, Winner, Score, Site. Rows include 1980, 1981, 1984, 1985, 1986, 1988, 1990, 1991, 1992, 1993, 1994, 1995, 1996, 1997, 1998, 1999, 2000, 2001, 2002, 2014, 2015, 2016, 2017, 2018, 2019, 2020-21, 2021.

ETSU 17, VMI 10
At ETSU: ETSU leads 10-3
At VMI: Series tied 7-7
George Quarles vs. VMI: 0-0
Scott Wachenheim vs. ETSU: 2-4
Last ETSU win: 27-20 in 2021
Last VMI win: 31-24 (OT) in 2019
Longest ETSU streak: 7 (1996-02)
Longest VMI streak: 4 (1979-85)
Last 10 meetings: ETSU leads 8-2
Current streak: ETSU has won two
Largest ETSU win: 38-0 in 1996
Largest VMI win: 37-7 in 2016

Table with columns: Year, Winner, Score, Site. Rows include 1979, 1982, 1983, 1985, 1986, 1987, 1988, 1989, 1990, 1991, 1992, 1993, 1994, 1995, 1996, 1997, 1998, 1999, 2000, 2001, 2002, 2016, 2017, 2018, 2019, 2020-21, 2021.

Chattanooga 17, VMI 9, 1 tie
At UTC: UTC leads 9-3-1
At VMI: UTC leads 8-6
Rusty Wright vs. VMI: 0-2
Scott Wachenheim vs. UTC: 2-4
Last UTC win: 34-27 in 2018
Last VMI win: 37-34 (OT) in 2021
Longest UTC streak: 5 (1980-87; 2014-18)
Longest VMI streak: 2 (four times)
Last 10 meetings: UTC leads 6-4
Current streak: VMI has won two
Largest UTC win: 63-7 in 2017
Largest VMI win: 17-0 in 1972

#SoConFB



VMI PLACEKICKER JERRY RICE

## VMI VS. 2022 OPPONENTS

Year	Winner	Score	Site
1971	UTC	31-8	Lexington, Va.
1972	VMI	17-0	Chattanooga, Tenn.
1980	UTC	55-10	Lexington, Va.
1983	UTC	23-6	Chattanooga, Tenn.
1984	UTC	35-0	Lexington, Va.
1985	UTC	54-7	Chattanooga, Tenn.
1987	UTC	31-0	Lexington, Va.
1989	Tie	14-14	Chattanooga, Tenn.
1991	UTC	50-14	Chattanooga, Tenn.
1992	VMI	37-34 (OT)	Lexington, Va.
1993	VMI	35-29 (OT)	Lexington, Va.
1994	UTC	49-14	Chattanooga, Tenn.
1995	VMI	17-12	Lexington, Va.
1996	VMI	28-14	Chattanooga, Tenn.
1997	UTC	27-24	Lexington, Va.
1998	UTC	45-7	Chattanooga, Tenn.
1999	UTC	27-0	Lexington, Va.
2000	UTC	27-14	Chattanooga, Tenn.
2001	VMI	19-16	Lexington, Va.
2002	VMI	35-31	Chattanooga, Tenn.
2014	UTC	55-7	Chattanooga, Tenn.
2015	UTC	33-27	Lexington, Va.
2016	UTC	30-12	Chattanooga, Tenn.
2017	UTC	63-7	Lexington, Va.
2018	UTC	34-27	Chattanooga, Tenn.
2019	VMI	31-24	Lexington, Va.
2021	VMI	37-34 (OT)	Lexington, Va.

### Furman 29, VMI 10

**At FUR:** FUR leads 17-3  
**At VMI:** FUR leads 12-7  
**Clay Hendrix vs. VMI:** 4-1  
**Scott Wachenheim vs. FUR:** 1-6  
**Last FUR win:** 37-31 in 2021  
**Last VMI win:** 14-13 in 2020-21  
**Longest FUR streak:** 21 (1980-02)  
**Longest VMI streak:** 5 (1974-79)  
**Last 10 meetings:** FUR leads 8-2  
**Current streak:** FUR has won one  
**Largest FUR win:** 58-0 in 1999; 65-7 in 2001  
**Largest VMI win:** 31-7 in 1972

Year	Winner	Score	Site
1946	VMI	26-7	Greenville, S.C.
1970	VMI	13-0	Lexington, Va.
1971	FUR	14-0	Greenville, S.C.
1972	VMI	31-7	Lexington, Va.
1973	FUR	19-13	Greenville, S.C.
1974	VMI	7-0	Lexington, Va.
1975	VMI	13-10	Greenville, S.C.
1976	VMI	17-3	Lexington, Va.
1977	VMI	31-28	Greenville, S.C.
1979	VMI	21-20	Lexington, Va.
1980	FUR	21-16	Greenville, S.C.
1981	FUR	33-21	Lexington, Va.
1982	FUR	38-3	Greenville, S.C.
1983	FUR	49-0	Lexington, Va.
1986	FUR	34-3	Lexington, Va.
1987	FUR	38-0	Greenville, S.C.
1988	FUR	31-13	Greenville, S.C.
1989	FUR	30-6	Lexington, Va.
1990	FUR	51-22	Greenville, S.C.
1991	FUR	46-28	Lexington, Va.
1992	FUR	41-13	Greenville, S.C.
1993	FUR	24-0	Greenville, S.C.
1994	FUR	28-11	Lexington, Va.
1995	FUR	55-24	Greenville, S.C.
1996	FUR	31-14	Lexington, Va.
1997	FUR	35-14	Greenville, S.C.
1998	FUR	51-14	Lexington, Va.
1999	FUR	58-0	Greenville, S.C.
2000	FUR	35-21	Lexington, Va.
2001	FUR	65-7	Greenville, S.C.
2002	FUR	55-28	Lexington, Va.
2014	VMI	31-15	Lexington, Va.
2015	FUR	24-21	Greenville, S.C.
2016	FUR	24-10	Lexington, Va.
2017	FUR	42-10	Greenville, S.C.
2018	FUR	49-13	Lexington, Va.
2019	FUR	60-21	Greenville, S.C.
2020-21	VMI	14-13	Lexington, Va.
2021	FUR	37-31	Greenville, S.C.



### VMI DEFENSIVE BACK ALJAREEK MALRY

#### Mercer 5, VMI 3

**At MER:** Series tied 2-2  
**At VMI:** MER leads 3-1  
**Drew Cronin vs. VMI:** 0-2  
**Scott Wachenheim vs. MER:** 3-4  
**Last MER win:** 34-27 in 2019  
**Last VMI win:** 45-7 in 2021  
**Longest MER streak:** 4 (2016-19)  
**Longest VMI streak:** 2 (2020-21)  
**Last 10 meetings:** MER leads 5-3  
**Current streak:** VMI has won two  
**Largest MER win:** 49-14 in 2017  
**Largest VMI win:** 45-7 in 2021

Year	Winner	Score	Site
2014	MER	27-24	Lexington, Va.
2015	VMI	28-21	Macon, Ga.
2016	MER	33-30 (OT)	Lexington, Va.
2017	MER	49-14	Macon, Ga.
2018	MER	48-38	Lexington, Va.
2019	MER	34-27	Macon, Ga.
2020-21	VMI	41-14	Lexington, Va.
2021	VMI	45-7	Macon, Ga.

#### Samford 6, VMI 3

**At SAM:** SAM leads 2-1  
**At VMI:** SAM leads 4-2  
**Chris Hatcher vs. VMI:** 4-3  
**Scott Wachenheim vs. SAM:** 3-4  
**Last SAM win:** 73-22 in 2018  
**Last VMI win:** 46-45 in 2021  
**Longest SAM streak:** 6 (2001-18)  
**Longest VMI streak:** 3 (2019-21)  
**Last 10 meetings:** SAM leads 6-3  
**Current streak:** VMI has won three  
**Largest SAM win:** 73-22 in 2018  
**Largest VMI win:** 48-41 (OT) in 2019

Year	Winner	Score	Site
------	--------	-------	------

2001	SAM	46-28	Lexington, Va.
2014	SAM	63-21	Lexington, Va.
2015	SAM	49-13	Lexington, Va.
2016	SAM	55-21	Birmingham, Ala.
2017	SAM	26-7	Lexington, Va.
2018	SAM	73-22	Birmingham, Ala.
2019	VMI	48-41 (OT)	Lexington, Va.
2020-21	VMI	38-37 (OT)	Birmingham, Ala.
2021	VMI	46-45	Lexington, Va.

#### Wofford 13, VMI 12

**At VMI:** VMI leads 11-5  
**At WOF:** WOF leads 8-1  
**Scott Wachenheim vs. WOF:** 2-5  
**Josh Conklin vs. VMI:** 2-2  
**Last VMI win:** 31-23 in 2021  
**Last WOF win:** 51-36 in 2019  
**Longest VMI streak:** 9 (1924-92)  
**Longest WOF streak:** 8 (2004-19)  
**Last 10 meetings:** WOF leads 8-2  
**Current streak:** VMI has won two  
**Largest VMI win:** 37-0 in 1927  
**Largest WOF win:** 55-10 in 1999; 59-14 in 2001, 2018

Year	Winner	Score	Site
1924	VMI	33-0	Lexington, Va.
1925	VMI	9-0	Lexington, Va.
1926	VMI	20-0	Lexington, Va.
1927	VMI	37-0	Lexington, Va.
1936	VMI	19-0	Lexington, Va.
1951	VMI	29-6	Lexington, Va.
1987	VMI	27-11	Lexington, Va.
1988	VMI	18-17	Lexington, Va.
1992	VMI	44-13	Lexington, Va.
1997	WOF	23-13	Spartanburg, S.C.
1998	WOF	42-20	Lexington, Va.
1999	WOF	55-10	Spartanburg, S.C.
2000	WOF	45-28	Lexington, Va.



## VMI VS. 2022 OPPONENTS

2001	WOF	59-14	Spartanburg, S.C.	1947	CIT	7-6	Charleston, S.C.	1983	CIT	27-6	Norfolk, Va.
2002	VMI	27-16	Lexington, Va.	1948	VMI	34-6	Lexington, Va.	1984	CIT	27-24	Charleston, S.C.
2004	WOF	19-18	Lexington, Va.	1949	CIT	19-14	Charleston, S.C.	1985	Tie	14-14	Lexington, Va.
2005	WOF	38-23	Spartanburg, S.C.	1950	VMI	13-7	Lexington, Va.	1986	VMI	47-30	Charleston, S.C.
2014	WOF	38-3	Spartanburg, S.C.	1951	VMI	13-7	Charleston, S.C.	1987	VMI	7-3	Charleston, S.C.
2015	WOF	41-20	Lexington, Va.	1952	VMI	20-19	Lexington, Va.	1988	CIT	31-20	Norfolk, Va.
2016	WOF	17-0	Spartanburg, S.C.	1953	VMI	14-0	Charleston, S.C.	1989	VMI	20-10	Norfolk, Va.
2017	WOF	45-14	Lexington, Va.	1954	VMI	42-0	Lexington, Va.	1990	CIT	23-3	Charleston, S.C.
2018	WOF	59-14	Spartanburg, S.C.	1955	VMI	14-0	Charleston, S.C.	1991	CIT	17-14	Norfolk, Va.
2019	WOF	51-36	Lexington, Va.	1957	VMI	33-7	Lexington, Va.	1992	CIT	50-0	Charleston, S.C.
2020-21	VMI	36-31	Spartanburg, S.C.	1958	CIT	14-6	Charleston, S.C.	1993	CIT	34-33	Charleston, S.C.
2021	VMI	31-23	Lexington, Va.	1959	VMI	32-8	Lexington, Va.	1994	CIT	58-14	Norfolk, Va.
				1960	VMI	20-6	Charleston, S.C.	1995	VMI	34-7	Charleston, S.C.
				1961	CIT	14-8	Lexington, Va.	1996	VMI	34-27 (OT)	Lexington, Va.
				1962	VMI	16-7	Charleston, S.C.	1997	CIT	28-6	Charleston, S.C.
				1963	VMI	33-8	Lexington, Va.	1998	CIT	36-10	Lexington, Va.
				1964	CIT	17-0	Charleston, S.C.	1999	CIT	7-6	Charleston, S.C.
				1965	VMI	21-7	Lexington, Va.	2000	VMI	41-21	Lexington, Va.
				1966	CIT	30-14	Charleston, S.C.	2001	CIT	49-7	Charleston, S.C.
				1967	VMI	22-11	Lexington, Va.	2002	VMI	23-21	Charlotte, N.C.
				1968	CIT	13-8	Charleston, S.C.	2003	CIT	27-23	Charlotte, N.C.
				1969	CIT	28-2	Lexington, Va.	2005	CIT	22-14	Lexington, Va.
				1970	CIT	56-9	Charleston, S.C.	2006	CIT	48-21	Charleston, S.C.
				1971	CIT	25-24	Lexington, Va.	2007	CIT	70-28	Lexington, Va.
				1972	CIT	42-3	Charleston, S.C.	2011	CIT	41-14	Charleston, S.C.
				1973	VMI	23-6	Lexington, Va.	2012	CIT	27-24	Lexington, Va.
				1974	VMI	20-9	Charleston, S.C.	2013	CIT	31-10	Charleston, S.C.
				1975	CIT	6-3	Lexington, Va.	2014	CIT	45-25	Lexington, Va.
				1976	VMI	30-14	Charleston, S.C.	2015	CIT	35-14	Charleston, S.C.
				1977	VMI	19-3	Lexington, Va.	2016	CIT	30-20	Lexington, Va.
				1978	CIT	14-3	Charleston, S.C.	2017	CIT	21-3	Charleston, S.C.
				1979	CIT	37-6	Lexington, Va.	2018	CIT	34-32	Lexington, Va.
				1980	CIT	28-0	Charleston, S.C.	2019	VMI	34-21	Charleston, S.C.
				1981	VMI	14-0	Norfolk, Va.	2020-21	VMI	31-17	Lexington, Va.
				1982	CIT	21-7	Charleston, S.C.	2021	CIT	35-24	Charleston, S.C.

**The Citadel 43, VMI 32, 2 ties**

**At CIT:** CIT leads 26-11

**At VMI:** VMI leads 17-12-2

**At neutral sites:** CIT leads 5-4

**Brent Thompson vs. VMI:** 4-2

**Scott Wachenheim vs. CIT:** 2-5

**Last CIT win:** 35-24 in 2021

**Last VMI win:** 31-17 in 2020-21

**Longest CIT streak:** 12 (2003-18)

**Longest VMI streak:** 7 (1950-57)

**Last 10 meetings:** CIT leads 8-2

**Current streak:** CIT has won one

**Largest CIT win:** 50-0 in 1992

**Largest VMI win:** 42-0 in 1954

Year	Winner	Score	Site
1920	VMI	35-0	Lynchburg, Va.
1929	VMI	13-7	Lexington, Va.
1930	CIT	7-6	Charleston, S.C.
1931	Tie	13-13	Lexington, Va.
1932	CIT	12-6	Charleston, S.C.
1937	VMI	27-0	Lexington, Va.
1946	VMI	26-7	Lexington, Va.



**VMI WIDE RECEIVER LEROY THOMAS**







## 2022 SCHEDULE

Sept. 3 (12 p.m.)  
**at Charleston Southern**  
(TBA)



Sept. 10 (7 p.m.)  
**at Georgia Tech**  
(ESPN+/ACC Network Extra)



Sept. 17 (3:30 p.m.)  
**Presbyterian**  
(ESPN+/3)



Sept. 24 (3 p.m.)  
**at Samford\***  
(ESPN+/3)



Oct. 1 (3:30 p.m.)  
**VMI\***  
(ESPN+/3)



Oct. 8 (4 p.m.)  
**at Mercer\***  
(ESPN+/3)



Oct. 15 (2 p.m.)  
**at Furman\***  
(Nexstar/ESPN+/3)



Oct. 22 (2 p.m.)  
**The Citadel\***  
(ESPN+/3)



Nov. 5 (2 p.m.)  
**Wofford\***  
(ESPN+/3)



Nov. 12 (1 p.m.)  
**at ETSU\***  
(ESPN+/3)



Nov. 19 (1 p.m.)  
**Chattanooga\***  
(ESPN+/3)



\* Southern Conference game

## WESTERN CAROLINA CATAMOUNTS

### Basic information

Location: ..... Cullowhee, N.C.  
Founded: ..... 1889  
Enrollment: ..... 11,000  
Nickname: ..... Catamounts  
Colors: ..... Purple and Gold  
Chancellor: ..... Dr. Kelli R. Brown  
Director of athletics: ..... Alex Gary  
Stadium: ..... E.J. Whitmire Stadium  
Capacity: ..... 13,742

### Media relations

Football contact: ..... Daniel Hooker  
Email: ..... dhooker@email.wcu.edu  
Office: ..... 828-227-2339  
Cell: ..... 828-508-2494  
Press box phone: ..... 828-227-2116  
Website: ..... CatamountSports.com

### Team information

2021 record: ..... 4-7  
SoCon record: ..... 4-4 (t-4th)  
Home: ..... 1-4  
Away: ..... 3-3  
Lettermen returning/lost: ..... 39/33  
Off. starters returning/lost: ..... 8/3  
Def. starters returning/lost: ..... 7/4  
Specialists returning/lost: ..... 4/0  
Basic offense ..... Pro Spread  
Basic defense ..... 4-2-5



Daniel Hooker  
Football SID

### SoCon titles (0)

### FCS Playoff appearances (1)

1983



WESTERN CAROLINA DEFENSIVE BACK  
ANDREAS KEATON



WESTERN CAROLINA WIDE RECEIVER RAPHAEL WILLIAMS











# WESTERN CAROLINA

## WESTERN CAROLINA VS. 2022 OPPONENTS

1999	WOF	35-21	Cullowhee, N.C.
2000	WOF	40-31	Spartanburg, S.C.
2001	WCU	31-28	Cullowhee, N.C.
2002	WOF	31-24	Spartanburg, S.C.
2003	WOF	38-6	Cullowhee, N.C.
2004	WOF	15-12	Spartanburg, S.C.
2005	WCU	24-0	Cullowhee, N.C.
2006	WOF	35-7	Spartanburg, S.C.
2007	WOF	47-44	Cullowhee, N.C.
2008	WOF	42-14	Spartanburg, S.C.
2009	WOF	35-26	Cullowhee, N.C.
2010	WOF	45-14	Spartanburg, S.C.
2011	WOF	42-24	Cullowhee, N.C.
2012	WOF	49-20	Spartanburg, S.C.
2013	WOF	21-17	Cullowhee, N.C.
2014	WCU	26-14	Cullowhee, N.C.
2015	WCU	24-17	Spartanburg, S.C.
2016	WOF	31-19	Cullowhee, N.C.
2017	WOF	35-28 (OT)	Spartanburg, S.C.
2018	WOF	38-23	Cullowhee, N.C.
2019	WOF	59-7	Spartanburg, S.C.
2021	WCU	41-21	Spartanburg, S.C.

2016	ETSU	34-31	Bristol, Tenn.
2017	WCU	49-10	Cullowhee, N.C.
2018	ETSU	45-43 (3OT)	Johnson City, Tenn.
2019	WCU	23-20 (OT)	Cullowhee, N.C.
2020-21	ETSU	24-17	Johnson City, Tenn.
2021	ETSU	56-35	Cullowhee, N.C.

1987	UTC	13-11	Cullowhee, N.C.
1988	UTC	19-14	Chattanooga, Tenn.
1989	WCU	26-20	Cullowhee, N.C.
1990	UTC	23-21	Chattanooga, Tenn.
1991	WCU	27-24	Cullowhee, N.C.
1992	WCU	44-13	Chattanooga, Tenn.
1993	WCU	41-10	Chattanooga, Tenn.
1994	WCU	53-15	Cullowhee, N.C.
1995	UTC	35-14	Chattanooga, Tenn.
1996	UTC	20-6	Cullowhee, N.C.
1997	UTC	24-21	Chattanooga, Tenn.
1998	WCU	24-21	Cullowhee, N.C.
1999	UTC	56-28	Chattanooga, Tenn.
2000	WCU	41-36	Cullowhee, N.C.
2001	WCU	21-3	Chattanooga, Tenn.
2002	WCU	45-28	Cullowhee, N.C.
2003	UTC	38-0	Chattanooga, Tenn.
2004	UTC	27-24	Cullowhee, N.C.
2005	WCU	38-20	Chattanooga, Tenn.
2006	UTC	20-17 (OT)	Cullowhee, N.C.
2007	UTC	39-21	Chattanooga, Tenn.
2008	WCU	27-7	Cullowhee, N.C.
2009	UTC	24-20	Chattanooga, Tenn.
2010	UTC	27-21	Cullowhee, N.C.
2011	UTC	51-7	Chattanooga, Tenn.
2012	UTC	45-24	Cullowhee, N.C.
2013	UTC	42-21	Chattanooga, Tenn.
2014	UTC	51-0	Cullowhee, N.C.
2015	UTC	41-13	Chattanooga, Tenn.
2016	UTC	38-25	Cullowhee, N.C.
2017	WCU	45-7	Chattanooga, Tenn.
2018	UTC	26-6	Cullowhee, N.C.
2019	UTC	60-36	Chattanooga, Tenn.
2021	UTC	45-17	Chattanooga, Tenn.

**Chattanooga 30, Western Carolina 17**  
**At UTC:** UTC leads 17-6  
**At WCU:** UTC leads 13-11  
**Rusty Wright vs. WCU:** 2-0  
**Kerwin Bell vs. UTC:** 0-1  
**Last UTC win:** 45-17 in 2021  
**Last WCU win:** 45-7 in 2017  
**Longest UTC streak:** 8 (2009-16)  
**Longest WCU streak:** 4 (1991-94)  
**Last 10 meetings:** UTC leads 9-1  
**Current streak:** UTC has won three  
**Largest UTC win:** 51-0 in 2014  
**Largest WCU win:** 53-15 in 1994; 45-7 in 2017

**ETSU 25, Western Carolina 25, 1 tie**  
**At ETSU:** Series tied at 12-12-1  
**At WCU:** WCU leads 13-12  
**At neutral sites:** ETSU leads 1-0  
**George Quarles vs. WCU:** 0-0  
**Kerwin Bell vs. ETSU:** 0-1  
**Last ETSU win:** 56-35 in 2021  
**Last WCU win:** 23-20 (OT) in 2019  
**Longest ETSU streak:** 6 (1932-37)  
**Longest WCU streak:** 7 (1982-88)  
**Last 10 meetings:** Series tied 5-5  
**Current streak:** ETSU has won two  
**Largest ETSU win:** 49-10 in 1996  
**Largest WCU win:** 49-10 in 2017

Year	Winner	Score	Site
1973	WCU	14-0	Cullowhee, N.C.
1975	UTC	27-6	Chattanooga, Tenn.
1976	UTC	28-14	Cullowhee, N.C.
1977	UTC	21-10	Cullowhee, N.C.
1978	WCU	31-21	Chattanooga, Tenn.
1979	UTC	42-35	Cullowhee, N.C.
1980	UTC	39-14	Chattanooga, Tenn.
1981	WCU	24-10	Cullowhee, N.C.
1982	WCU	20-0	Cullowhee, N.C.
1983	WCU	25-15	Cullowhee, N.C.
1984	UTC	10-6	Chattanooga, Tenn.
1985	UTC	23-3	Cullowhee, N.C.
1986	UTC	34-7	Chattanooga, Tenn.

Year	Winner	Score	Site
1932	ETSU	26-0	Cullowhee, N.C.
1933	ETSU	26-0	Johnson City, Tenn.
1934	ETSU	6-2	Cullowhee, N.C.
1935	ETSU	13-0	Johnson City, Tenn.
1936	ETSU	2-0	Johnson City, Tenn.
1937	ETSU	12-0	Johnson City, Tenn.
1948	WCU	32-12	Cullowhee, N.C.
1949	WCU	14-0	Johnson City, Tenn.
1950	WCU	13-6	Cullowhee, N.C.
1951	WCU	7-6	Johnson City, Tenn.
1952	ETSU	13-7	Cullowhee, N.C.
1953	ETSU	33-7	Johnson City, Tenn.
1954	ETSU	21-14	Cullowhee, N.C.
1955	Tie	7-7	Johnson City, Tenn.
1956	ETSU	7-6	Cullowhee, N.C.
1957	ETSU	7-6	Johnson City, Tenn.
1975	ETSU	29-8	Cullowhee, N.C.
1976	WCU	14-0	Johnson City, Tenn.
1977	WCU	35-0	Cullowhee, N.C.
1978	WCU	21-14	Johnson City, Tenn.
1979	WCU	13-9	Cullowhee, N.C.
1980	WCU	20-17	Johnson City, Tenn.
1981	ETSU	34-23	Cullowhee, N.C.
1982	WCU	27-25	Johnson City, Tenn.
1983	WCU	17-16	Cullowhee, N.C.
1984	WCU	31-17	Johnson City, Tenn.
1985	WCU	13-3	Cullowhee, N.C.
1986	WCU	43-16	Cullowhee, N.C.
1987	WCU	37-20	Johnson City, Tenn.
1988	WCU	33-23	Cullowhee, N.C.
1989	ETSU	30-11	Johnson City, Tenn.
1990	WCU	21-17	Cullowhee, N.C.
1991	WCU	29-15	Johnson City, Tenn.
1992	ETSU	41-12	Cullowhee, N.C.
1993	WCU	25-24	Johnson City, Tenn.
1994	ETSU	34-31	Cullowhee, N.C.
1995	ETSU	36-10	Johnson City, Tenn.
1996	ETSU	49-10	Cullowhee, N.C.
1997	ETSU	28-18	Johnson City, Tenn.
1998	WCU	31-24 (OT)	Cullowhee, N.C.
1999	ETSU	38-10	Johnson City, Tenn.
2000	WCU	39-27	Cullowhee, N.C.
2001	WCU	20-6	Johnson City, Tenn.
2002	ETSU	27-7	Cullowhee, N.C.
2003	WCU	28-21	Johnson City, Tenn.



WESTERN CAROLINA DEFENSIVE LINEMAN K.J. MILNER

#SoConFB



## WESTERN CAROLINA YEAR-BY-YEAR

Year	Overall	SoCon	Place	Coach
1931	4 4 0			C.C. Poindexter
1932	2 9 0			C.C. Poindexter
1933	1 6 2			C.C. Poindexter
1934	3 7 0			C.C. Poindexter
1935	1 10 0			Ralph James
1936	2 7 0			Ralph James
1937	1 6 2			Ralph James
1938	0 7 1			Ralph James
1939	1 6 1			James Whatley
1940	2 4 0			James Whatley
1941	3 5 0			James Whatley
1942-44	No team			
1945	1 3 0			Marion McDonald
1946	6 3 1			Tom Young
1947	3 5 1			Tom Young
1948	7 3 0			Tom Young
1949	8 3 0			Tom Young
1950	3 6 0			Tom Young
1951	3 6 0			Tom Young
1952	2 8 0			Tom Young
1953	1 9 0			Tom Young
1954	4 5 1			Tom Young
1955	2 7 1			Tom Young
1956	1 9 0			Tom Young
1957	2 5 1			Dan Robinson
1958	1 8 1			Dan Robinson
1959	7 2 1			Dan Robinson
1960	6 5 0			Dan Robinson
1961	4 6 0			Dan Robinson
1962	3 5 1			Dan Robinson
1963	2 6 1			Dan Robinson
1964	5 4 0			Dan Robinson
1965	7 2 0			Dan Robinson
1966	5 5 0			Dan Robinson
1967	4 5 1			Dan Robinson
1968	4 5 0			Dan Robinson
1969	9 1 0			Bob Waters
1970	6 3 0			Bob Waters
1971	4 6 0			Bob Waters
1972	7 2 1			Bob Waters
1973	6 3 1			Bob Waters
1974	9 2 0			Bob Waters
1975	3 7 0			Bob Waters
1976	6 4 0			Bob Waters
1977	6 4 1	2 2 0	5th	Bob Waters
1978	6 5 0	4 2 0	t-3rd	Bob Waters
1979	6 5 0	2 4 0	7th	Bob Waters
1980	3 7 1	2 4 0	5th	Bob Waters
1981	4 7 0	3 4 0	6th	Bob Waters
1982	6 5 0	4 2 0	3rd	Bob Waters
1983	11 3 1	5 0 0	2nd	Bob Waters
1984	8 3 0	5 2 0	2nd	Bob Waters
1985	4 6 1	2 4 1	t-5th	Bob Waters
1986	6 5 0	5 2 0	2nd	Bob Waters
1987	4 7 0	2 4 0	t-5th	Bob Waters
1988	2 9 0	1 6 0	t-7th	Bob Waters
1989	3 7 1	2 4 0	t-5th	Dale Strahm
1990	3 8 0	2 5 0	6th	Steve Hodgkin
1991	2 9 0	2 5 0	t-6th	Steve Hodgkin
1992	7 4 0	5 2 0	t-2nd	Steve Hodgkin
1993	6 5 0	5 3 0	3rd	Steve Hodgkin
1994	6 5 0	5 3 0	t-3rd	Steve Hodgkin
1995	3 7 0	2 6 0	t-7th	Steve Hodgkin
1996	4 7 0	1 7 0	9th	Steve Hodgkin
1997	3 8 0	3 5 0	7th	Bill Bleil
1998	6 5 0	5 3 0	3rd	Bill Bleil
1999	3 8 0	2 6 0	7th	Bill Bleil
2000	4 7 0	3 5 0	7th	Bill Bleil
2001	7 4 0	5 3 0	4th	Bill Bleil
2002	5 6 0	3 5 0	t-5th	Kent Briggs
2003	5 7 0	3 5 0	t-6th	Kent Briggs
2004	4 7 0	2 5 0	t-5th	Kent Briggs
2005	5 4 0	4 3 0	4th	Kent Briggs

Year	Overall	SoCon	Place	Coach
2006	2 9 0	0 7 0	8th	Kent Briggs
2007	1 10 0	0 7 0	8th	Kent Briggs
2008	3 9 0	1 7 0	8th	Dennis Wagner
2009	2 9 0	1 7 0	9th	Dennis Wagner
2010	2 9 0	1 7 0	t-8th	Dennis Wagner
2011	1 10 0	0 8 0	9th	Dennis Wagner
2012	1 10 0	0 8 0	9th	Mark Speir
2013	2 10 0	1 7 0	t-8th	Mark Speir
2014	7 5 0	5 2 0	t-2nd	Mark Speir
2015	7 4 0	5 2 0	3rd	Mark Speir
2016	2 9 0	1 7 0	t-8th	Mark Speir
2017	7 5 0	5 3 0	4th	Mark Speir
2018	3 8 0	1 7 0	8th	Mark Speir
2019	3 9 0	2 6 0	8th	Mark Speir
2020-21	1 8 0	1 5 0	9th	Mark Speir
2021	4 7 0	4 4 0	t-4th	Kerwin Bell
<b>Total</b>	<b>350-529-23</b>	<b>119-205-1</b>		

## ALL-TIME WCU COACHES

Coach	Seasons	Years	W	L	T	Pct.
C.C. Poindexter	1931-34	4	10	26	2	.289
Ralph James	1935-38	4	4	30	3	.149
James Whatley	1939-41	3	6	15	1	.295
Marion McDonald	1945	1	1	3	0	.250
Tom Young	1946-55	10	39	55	4	.418
Dan Robinson	1956-68	13	51	67	6	.435
Bob Waters	1969-88	20	116	94	6	.551
Dale Strahm	1989	1	3	7	1	.318
Steve Hodgkin	1990-96	7	31	45	0	.408
Bill Bleil	1997-01	5	23	32	0	.418
Kent Briggs	2002-07	6	22	43	0	.338
Dennis Wagner	2008-11	4	8	37	0	.178
Mark Speir	2012-21	9	33	68	0	.327
Kerwin Bell	2021-present	1	4	7	0	.364



**WESTERN CAROLINA COACH KERWIN BELL**



**E.J. WHITMIRE STADIUM (13,742)**





## 2022 SCHEDULE

Sept. 3 (6 p.m.)  
**at Chattanooga\***  
(ESPN+/3)



Oct. 15 (1:30 p.m.)  
**The Citadel\***  
(ESPN+/3)



Sept. 10 (6 p.m.)  
**Elon**  
(ESPN+/3)



Oct. 29 (1:30 p.m.)  
**ETSU\***  
(ESPN+/3)



Sept. 17 (11 a.m.)  
**at Virginia Tech**  
(ACC Network)



Nov. 5 (2 p.m.)  
**at Western Carolina\***  
(Nexstar/ESPN+/3)



Sept. 24 (6 p.m.)  
**at Kennesaw State**  
(ESPN+)



Nov. 12 (1:30 p.m.)  
**VMI\***  
(ESPN+/3)



Oct. 1 (1:30 p.m.)  
**Mercer\***  
(Nexstar/ESPN+/3)



Nov. 19 (1 p.m.)  
**at Furman\***  
(ESPN+/3)



Oct. 8 (1 p.m.)  
**at Samford\***  
(ESPN+/3)



\* Southern Conference game

## WOFFORD TERRIERS

### Basic information

Location: ..... Spartanburg, S.C.  
Founded: ..... 1854  
Enrollment: ..... 1,750  
Nickname: ..... Terriers  
Colors: ..... Old Gold and Black  
President: ..... Dr. Nayef H. Samhat  
Director of athletics: ..... Richard Johnson  
Stadium: ..... Gibbs Stadium  
Capacity: ..... 13,000

### Media relations

Football contact: ..... Brent Williamson  
Email: ..... williamsondb@wofford.edu  
Office: ..... 864-597-4093  
Cell: ..... 864-809-8900  
Press box phone: ..... 864-597-4487  
Website: ..... WoffordTerriers.com

### Team information

2021 record: ..... 1-10  
SoCon record: ..... 0-8 (9th)  
Home: ..... 0-5  
Away: ..... 1-5  
Lettermen returning/lost: ..... 52/21  
Off. starters returning/lost: ..... 6/5  
Def. starters returning/lost: ..... 8/3  
Specialists returning/lost: ..... 2/1  
Basic offense: ..... Pro Spread  
Basic defense: ..... Multiple 3-4



Brent Williamson  
Football SID

### SoCon titles (7)

2003, 2007, 2010, 2012, 2017, 2018, 2019

### FCS Playoff appearances (10)

2003, 2007, 2008, 2010, 2011, 2012, 2016, 2017, 2018, 2019



**WOFFORD FULLBACK  
NATHAN WALKER**



**WOFFORD DEFENSIVE LINEMAN MICHEAL MASON**











# WOFFORD

## WOFFORD VS. 2022 OPPONENTS



### WOFFORD QUARTERBACK BRYCE CORRISON

**Current streak:** VMI has won two

**Largest VMI win:** 37-0 in 1927

**Largest WOF win:** 55-10 in 1999; 59-14 in 2001, 2018

Year	Winner	Score	Site
1924	VMI	33-0	Lexington, Va.
1925	VMI	9-0	Lexington, Va.
1926	VMI	20-0	Lexington, Va.
1927	VMI	37-0	Lexington, Va.
1936	VMI	19-0	Lexington, Va.
1951	VMI	29-6	Lexington, Va.
1987	VMI	27-11	Lexington, Va.
1988	VMI	18-17	Lexington, Va.
1992	VMI	44-13	Lexington, Va.
1997	WOF	23-13	Spartanburg, S.C.
1998	WOF	42-20	Lexington, Va.
1999	WOF	55-10	Spartanburg, S.C.
2000	WOF	45-28	Lexington, Va.
2001	WOF	59-14	Spartanburg, S.C.
2002	VMI	27-16	Lexington, Va.
2004	WOF	19-18	Lexington, Va.
2005	WOF	38-23	Spartanburg, S.C.
2014	WOF	38-3	Spartanburg, S.C.
2015	WOF	41-20	Lexington, Va.
2016	WOF	17-0	Spartanburg, S.C.
2017	WOF	45-14	Lexington, Va.
2018	WOF	59-14	Spartanburg, S.C.
2019	WOF	51-36	Lexington, Va.
2020-21	VMI	36-31	Spartanburg, S.C.
2021	VMI	31-23	Lexington, Va.

**Furman 55, Wofford 33, 7 ties**

**At FUR:** FUR leads 34-11-5

**At WOF:** WOF leads 22-21-2

**Clay Hendrix vs. WOF:** 2-3

**Josh Conklin vs. FUR:** 1-2

**Last FUR win:** 42-20 in 2021

**Last WOF win:** 24-7 in 2019

**Longest FUR streak:** 19 (1917-47)

**Longest WOF streak:** 6 (1968-71)

**Last 10 meetings:** WOF leads 6-4

**Current streak:** FUR has won one

**Largest FUR win:** 69-0 in 1920

**Largest WOF win:** 44-0 in 1895

Year	Winner	Score	Site
1889	WOF	5-1	Spartanburg, S.C.
1889	WOF	2-1	Greenville, S.C.
1890	FUR	12-0	Spartanburg, S.C.
1890	FUR	28-2	Greenville, S.C.
1893	FUR	18-4	Greenville, S.C.
1895	WOF	44-0	Spartanburg, S.C.
1896	WOF	6-0	Spartanburg, S.C.
1900	Tie	0-0	Spartanburg, S.C.
1900	WOF	6-5	Greenville, S.C.
1901	FUR	17-0	Greenville, S.C.
1914	FUR	19-12	Greenville, S.C.
1915	FUR	25-0	Greenville, S.C.
1916	WOF	9-7	Spartanburg, S.C.
1917	FUR	18-3	Greenville, S.C.
1918	FUR	7-0	Spartanburg, S.C.

1919	FUR	7-6	Greenville, S.C.
1920	FUR	69-0	Spartanburg, S.C.
1921	FUR	62-0	Greenville, S.C.
1922	FUR	41-0	Spartanburg, S.C.
1928	FUR	26-0	Greenville, S.C.
1929	FUR	25-6	Spartanburg, S.C.
1930	FUR	14-0	Spartanburg, S.C.
1931	FUR	20-0	Greenville, S.C.
1932	FUR	24-0	Spartanburg, S.C.
1933	FUR	38-0	Greenville, S.C.
1934	FUR	13-0	Spartanburg, S.C.
1935	FUR	29-0	Greenville, S.C.
1936	FUR	31-0	Spartanburg, S.C.
1937	FUR	58-0	Greenville, S.C.
1941	FUR	40-19	Greenville, S.C.
1946	FUR	31-0	Greenville, S.C.
1947	FUR	20-6	Spartanburg, S.C.
1948	Tie	7-7	Greenville, S.C.
1950	Tie	13-13	Greenville, S.C.
1951	WOF	14-12	Spartanburg, S.C.
1952	FUR	29-21	Greenville, S.C.
1953	FUR	7-6	Spartanburg, S.C.
1954	WOF	19-0	Greenville, S.C.
1955	WOF	27-6	Spartanburg, S.C.
1956	WOF	18-6	Greenville, S.C.
1957	WOF	13-12	Spartanburg, S.C.
1958	FUR	40-39	Greenville, S.C.
1959	WOF	6-3	Spartanburg, S.C.
1960	FUR	41-26	Greenville, S.C.
1961	FUR	12-7	Spartanburg, S.C.
1962	FUR	34-21	Greenville, S.C.
1963	FUR	21-19	Spartanburg, S.C.
1964	WOF	21-14	Greenville, S.C.
1965	WOF	35-13	Spartanburg, S.C.
1966	Tie	15-15	Greenville, S.C.
1967	FUR	21-20	Spartanburg, S.C.
1968	WOF	13-7	Spartanburg, S.C.
1968	WOF	21-7	Greenville, S.C.
1969	WOF	49-7	Spartanburg, S.C.
1969	WOF	31-21	Greenville, S.C.
1970	WOF	28-13	Greenville, S.C.
1971	WOF	27-0	Spartanburg, S.C.
1972	FUR	24-7	Greenville, S.C.
1973	FUR	21-19	Spartanburg, S.C.
1974	FUR	21-20	Greenville, S.C.
1975	Tie	14-14	Spartanburg, S.C.
1976	FUR	56-14	Greenville, S.C.
1977	WOF	13-7	Spartanburg, S.C.
1978	FUR	36-12	Greenville, S.C.
1979	WOF	27-17	Spartanburg, S.C.
1980	Tie	14-14	Greenville, S.C.
1989	FUR	42-7	Greenville, S.C.
1993	Tie	14-14	Greenville, S.C.
1995	FUR	38-0	Greenville, S.C.
1996	FUR	33-3	Greenville, S.C.
1997	FUR	28-7	Greenville, S.C.
1998	WOF	40-20	Spartanburg, S.C.
1999	FUR	30-3	Greenville, S.C.
2000	FUR	27-18	Spartanburg, S.C.
2001	FUR	45-14	Greenville, S.C.
2002	FUR	23-21	Spartanburg, S.C.
2003	WOF	7-6	Greenville, S.C.
2004	FUR	31-24	Spartanburg, S.C.
2005	FUR	34-21	Greenville, S.C.
2006	FUR	35-21	Spartanburg, S.C.
2007	WOF	45-20	Greenville, S.C.
2008	WOF	35-10	Spartanburg, S.C.
2009	FUR	58-21	Greenville, S.C.
2010	WOF	38-17	Spartanburg, S.C.
2011	FUR	26-21	Greenville, S.C.
2012	WOF	20-17	Spartanburg, S.C.
2013	FUR	27-14	Greenville, S.C.
2014	FUR	31-14	Greenville, S.C.
2015	WOF	38-28	Spartanburg, S.C.
2016	WOF	34-27	Greenville, S.C.
2017	WOF	24-23	Spartanburg, S.C.
2017*	WOF	28-10	Spartanburg, S.C.
2018	FUR	34-14	Greenville, S.C.
2019	WOF	24-7	Spartanburg, S.C.
2021	FUR	42-20	Spartanburg, S.C.

\* NCAA Playoffs

#SoConFB





## 2021 SOUTHERN CONFERENCE STANDINGS

C/S	Team	CONFERENCE							OVERALL						
		W-L	Pct.	PF	PA	Home	Road	Streak	W-L	Pct.	PF	PA	Home	Road	Streak
7/9	ETSU	7-1	.284	214	.875	4-0	3-1	W4	11-2	.425	295	.846	7-0	4-2	Lost 1
	Mercer	6-2	.234	179	.750	3-1	3-1	L1	7-3	.317	227	.700	4-1	3-2	Lost 1
	Chattanooga	5-3	.230	130	.625	3-1	2-2	L2	6-5	.293	188	.545	3-2	3-3	Lost 2
	VMI	4-4	.258	260	.500	3-1	1-3	L3	6-5	.344	365	.545	4-1	2-4	Lost 3
	Furman	4-4	.205	196	.500	2-2	2-2	W2	6-5	.267	259	.545	3-2	3-3	Won 2
	Western Carolina	4-4	.294	295	.500	1-3	3-1	W1	4-7	.356	454	.364	1-4	3-3	Won 1
	Samford	3-5	.286	317	.375	1-3	2-2	L2	4-7	.417	434	.364	2-3	2-4	Lost 2
	The Citadel	3-5	.191	275	.375	2-2	1-3	W2	4-7	.271	378	.364	3-3	1-4	Won 2
	Wofford	0-8	.177	293	.000	0-4	0-4	L8	1-10	.225	380	.091	0-5	1-5	Lost 10

C - AFCA FCS Coaches Poll; S - Stats Perform FCS Poll



### 2021 NCAA Division I Football Championship



All times are Eastern

All games are on the ESPN App

\* Host Institution

Information subject to change.

© 2021 National Collegiate Athletic Association. No commercial use without the NCAA's written permission.

The NCAA opposes all forms of sports wagering.



ETSU earned the No. 7 seed in the NCAA Division I Football Championship and downed Kennesaw State in the second round.



The Bucs fell to eventual national champion North Dakota State in the FCS quarterfinals.

#SoConFB



## COACHES ALL-SOCON

**Offensive Player of the Year**  
Quay Holmes, R-Jr., RB, ETSU

**Defensive Player of the Year**  
Devonnsha Maxwell, Jr., DL, Chattanooga

**Freshman of the Year**  
Andreas Keaton, DB, Western Carolina

**Jacobs Blocking Award**  
Cole Strange, Sr., OL, Chattanooga

**Coach of the Year**  
Randy Sanders, ETSU

### First team offense

QB Liam Welch, Gr., Samford  
RB Quay Holmes, R-Jr., ETSU  
RB Ailym Ford, So., Chattanooga  
OL Tre'mond Shorts, R-Jr., ETSU  
OL Anderson Tomlin, R-Jr., Furman  
OL Jason Poe, Gr., Mercer  
OL McClendon Curtis, Jr., Chattanooga  
OL Cole Strange, Sr., Chattanooga  
TE Ryan Miller, Jr., Furman  
WR Montrell Washington, Sr., Samford  
WR Raphael Williams, R-Fr., Western Carolina

### First team defense

DL Solomon Zubairu, So., Mercer  
DL Ben Brewton, So., Chattanooga  
DL Devonnsha Maxwell, Jr., Chattanooga  
DL Warren Dabney, Sr., VMI  
LB Jared Folks, Gr., ETSU  
LB Donovan Manuel, R-So., ETSU  
LB Stone Snyder, Jr., VMI  
DB Tyree Robinson, Sr., ETSU  
DB Lance Wise, So., Mercer  
DB Brandon Dowdell, Sr., Chattanooga  
DB Jerrell Lawson, Sr., Chattanooga

### First team special teams

PK Jerry Rice, R-So., VMI  
P Matt Campbell, Jr., The Citadel  
LS Robert Soderholm, Sr., VMI  
RS Montrell Washington, Sr., Samford

### Second team offense

QB Rogan Wells, Gr., Western Carolina  
RB Jacob Saylor, Jr., ETSU  
RB Irvin Mulligan, Jr., Wofford  
OL Tavon Matthews, So., ETSU

OL Pearson Toomey, So., Furman  
OL Gavin Orr, Sr., Samford  
OL Nick Hartnett, R-Jr., VMI  
OL Zak Kurz, Sr., Wofford  
TE Nate Adkins, Jr., ETSU  
WR Jakob Herres, Sr., VMI  
WR Michael Jackson, Sr., VMI

### Second team defense

DL Adrian Hope, Sr., Furman  
DL Parker Stokes, Sr., Furman  
DL Chris Hill, R-Fr., Mercer  
DL Seth Simmer, Gr., Samford  
LB Willie Eubanks III, Sr., The Citadel  
LB Ty Boeck, Jr., Chattanooga  
LB Jay Person, So., Chattanooga  
DB Destin Mack, Jr., The Citadel  
DB Mike Price, R-So., ETSU  
DB Travis Blackshear, Jr., Furman  
DB Rashun Freeman, Sr., Chattanooga  
DB Ethan Caselberry, Sr., VMI  
DB Aljareek Malry, Jr., VMI

### Second team special teams

PK Tyler Keltner, So., ETSU  
P Timmy Bleekrode, R-So., Furman  
P Jack Culbreath, So., VMI  
LS Steele Judy, R-Fr., The Citadel  
RS Jacob Saylor, Jr., ETSU

### All-freshman offense

Tyler Cherry, The Citadel  
Joshua Harris, Furman  
Jace Wilson, Furman  
Dylan Davis, Furman  
Jabari Brooks, Samford  
KeShawn Toney, Chattanooga  
Hunter Rice, VMI

### All-freshman defense

Dominick Poole, The Citadel  
Zion Alexander, ETSU  
Dominic Morris, Furman  
Bryce Stanfield, Furman  
Savio Frazier, Mercer  
Reuben Lowery III, Chattanooga  
Kandler Martin, VMI  
Andreas Keaton, Western Carolina  
Amir Annoor, Wofford  
Brandon Maina, Wofford  
Chuck Smith, Wofford

### All-freshman special teams

Trey Turk, Mercer

## MEDIA ALL-SOCON

**Roy M. "Legs" Hawley Offensive Player of the Year**  
Quay Holmes, R-Jr., RB, ETSU

**Co-Defensive Player of the Year**  
Devonnsha Maxwell, Jr., DL, Chattanooga

**Co-Defensive Player of the Year**  
Stone Snyder, Jr., LB, VMI

**Freshman of the Year**  
Dominick Poole, DB, The Citadel

**Wallace Wade Coach of the Year**  
Randy Sanders, ETSU

### First team offense

QB Liam Welch, Gr., Samford  
RB Quay Holmes, R-Jr., ETSU  
RB Jacob Saylor, Jr., ETSU  
RB Ailym Ford, So., Chattanooga  
OL Tre'mond Shorts, R-Jr., ETSU  
OL Jason Poe, Gr., Mercer  
OL McClendon Curtis, Jr., Chattanooga  
OL Cole Strange, Sr., Chattanooga  
OL Nick Hartnett, R-Jr., VMI  
TE Ryan Miller, Jr., Furman  
WR Montrell Washington, Sr., Samford  
WR Raphael Williams, R-Fr., Western Carolina

### First team defense

DL Adrian Hope, Sr., Furman  
DL Solomon Zubairu, So., Mercer  
DL Devonnsha Maxwell, Jr., Chattanooga  
DL Warren Dabney, Sr., VMI  
LB Donovan Manuel, R-So., ETSU  
LB Ty Boeck, Jr., Chattanooga  
LB Stone Snyder, Jr., VMI  
DB Tyree Robinson, Sr., ETSU  
DB Lance Wise, So., Mercer  
DB Brandon Dowdell, Sr., Chattanooga  
DB Jerrell Lawson, Sr., Chattanooga

### First team special teams

PK Tyler Keltner, So., ETSU  
P Jack Culbreath, So., VMI  
LS Chandlor Mullins, R-So., ETSU  
RS Montrell Washington, Sr., Samford

### Second team offense

QB Rogan Wells, Gr., Western Carolina  
RB Fred Davis, R-Fr., Mercer  
RB Irvin Mulligan, Jr., Wofford  
OL Haden Haas, Gr., The Citadel  
OL Tavon Matthews, So., ETSU  
OL Anderson Tomlin, R-Jr., Furman  
OL Pearson Toomey, So., Furman  
OL Gavin Orr, Sr., Samford  
TE Michael Vice, Jr., Samford  
WR Jakob Herres, Sr., VMI  
WR Michael Jackson, Sr., VMI

### Second team defense

DL Parker Stokes, Sr., Furman  
DL Seth Simmer, Gr., Samford  
DL Ben Brewton, So., Chattanooga  
DL Micheal Mason, Jr., Wofford  
LB Willie Eubanks III, Sr., The Citadel  
LB Jared Folks, Gr., ETSU  
LB Kareem Taylor, Gr., Western Carolina  
DB Destin Mack, Jr., The Citadel  
DB Aljiah Huzzie, R-Fr., ETSU  
DB Travis Blackshear, Jr., Furman  
DB Ethan Caselberry, Sr., VMI  
DB Ronald Kent Jr., Jr., Western Carolina

### Second team special teams

PK Jerry Rice, R-So., VMI  
P Matt Campbell, Jr., The Citadel  
LS Robert Soderholm, Sr., VMI  
RS Jacob Saylor, Jr., ETSU  
RS Calvin Jones, Fr., Western Carolina

#SoConFB



ETSU running back Quay Holmes was the SoCon Offensive Player of the Year.

## HONORS AND AWARDS

- SoCon Players of the Week**
- S6**  
O – Hamp Sisson, QB, FUR  
D – Stephen Scott, LB, ETSU  
S – Montrell Washington, WR/KR, SAM
- S13**  
O – Jacob Saylor, RB, ETSU  
D – Devonsha Maxwell, DE, UTC  
S – Timmy Bleekrode, PK/P, FUR
- S20**  
O – DeMarcus Ware, RB, SAM  
D – Ty Boeck, LB, UTC  
S – Aaron Sears, PK, UTC
- S27**  
O – Liam Welch, QB, SAM  
D – Stone Snyder, LB, VMI  
S – Tyler Keltner, K, ETSU
- O4**  
O – Fred Davis, RB, MER  
D – Dominick Poole, CB, CIT  
S – Atkins Roberts, K/P, WOF
- O11**  
O – Devin Wynn, TB, FUR  
D – Lance Wise, S, MER  
S – Jerry Rice, K, VMI
- O18**  
O – Tyrell Price, RB, UTC  
D – Devonsha Maxwell, DE, UTC  
S – Zach Williams, PK, SAM
- O25**  
O – Carlos Davis, QB, WCU  
D – Rashun Freeman, DB, UTC  
S – Aaron Sears, PK, UTC
- N1**  
O – Rogan Wells, QB, WCU  
D – Lance Wise, S, MER  
S – Richard McCollum, PK, WCU
- N8**  
O – Dominic Roberto, RB, FUR  
D – Donovan Manuel, LB, ETSU  
S – Tyler Keltner, K, ETSU
- N15**  
O – Jacob Saylor, RB, ETSU  
D – Donovan Manuel, LB, ETSU  
S – Calvin Jones, WR/RS, WCU
- N22**  
O – Tyler Riddell, QB, ETSU  
D – Alijah Huzzie, DB, ETSU  
S – Daquan Patten, WR/PR, WCU

- SoCon Players of the Month**
- September**  
O – Liam Welch, SAM  
D – Ty Boeck, UTC
- October**  
O – Liam Welch, SAM  
D – Lance Wise, MER
- November**  
O – Rogan Wells, WCU  
D – Donovan Manuel, ETSU

**CONSENSUS ALL-AMERICANS (AFCA, Associated Press, Stats Perform)**  
RB – Quay Holmes, R-Jr., ETSU  
OL – Cole Strange, Sr., Chattanooga  
AP – Montrell Washington, Sr., Samford  
DL – Devonsha Maxwell, Jr., Chattanooga

**AFCA FCS Coaches' All-America**

**First team**  
**Offense**  
RB – Quay Holmes, R-Jr., ETSU  
OL – Cole Strange, Sr., Chattanooga  
**Special teams**  
AP – Montrell Washington, Sr., Samford  
**Second team**  
**Defense**  
DL – Devonsha Maxwell, Jr., Chattanooga  
LB – Stone Snyder, Jr., VMI  
LS – Robert Soderholm, Sr., VMI

**Associated Press FCS All-America**

**First team**  
**Offense**  
RB – Quay Holmes, R-Jr., ETSU  
AP – Montrell Washington, Sr., Samford  
**Second team**  
**Offense**  
AP – Jacob Saylor, Jr., ETSU  
**Defense**  
DL – Devonsha Maxwell, Jr., Chattanooga  
DB – Brandon Dowdell, Sr., Chattanooga  
**Third team**  
**Offense**  
OL – Tre'mond Shorts, R-Jr., ETSU  
OL – Cole Strange, Sr., Chattanooga  
TE – Ryan Miller, R-Sr., Furman

**Athlon Sports FCS All-America**

**Offense**  
RB – Quay Holmes, R-Jr., ETSU  
OL – Cole Strange, Sr., Chattanooga  
**Defense**  
LB – Stone Snyder, Jr., VMI  
**Special teams**  
AP – Montrell Washington, Sr., Samford

**FCS ADA All-America**  
RB – Quay Holmes, R-Jr., ETSU  
RS – Montrell Washington, Sr., Samford



*Chattanooga offensive lineman Cole Strange was a consensus All-American in 2021. He would go on to be selected in the first round of the NFL Draft, making him the SoCon's first first-round pick since 1974.*

**HERO Sports All-America**

**First team**  
**Offense**  
RB – Quay Holmes, R-Jr., ETSU  
OL – Cole Strange, Sr., Chattanooga  
**Second team**  
**Offense**  
OL – Tre'mond Shorts, R-Jr., ETSU  
AP – Montrell Washington, Sr., Samford  
**Defense**  
DL – Devonsha Maxwell, Jr., Chattanooga  
LB – Stone Snyder, Jr., VMI  
**Third team**  
**Defense**  
LB – Donovan Manuel, R-So., ETSU  
DB – Tyree Robinson, Sr., ETSU  
**Special teams**  
LS – Robert Soderholm, Sr., VMI

**HERO Sports Freshman All-America**

**Offense**  
QB – Tyler Riddell, ETSU  
RB – Fred Davis, Mercer  
WR – Raphael Williams, Western Carolina  
**Defense**  
DB – Alijah Huzzie, ETSU  
DB – Dominick Poole, The Citadel  
**Special teams**  
LS – Steele Judy, The Citadel  
RS – Calvin Jones, Western Carolina

**HERO Sports Sophomore All-America**

**Offense**  
RB – Ailym Ford, Chattanooga  
WR – Will Huzzie, ETSU  
OL – Tavon Matthews, ETSU  
**Defense**  
LB – Donovan Manuel, ETSU  
DB – Lance Wise, Mercer  
**Special teams**  
K – Jerry Rice, VMI  
P – Jack Culbreath, VMI

**Phil Steele FCS All-America**

**First team**  
**Offense**  
RB – Quay Holmes, R-Jr., ETSU  
OL – Cole Strange, Sr., Chattanooga  
**Defense**  
DL – Devonsha Maxwell, Jr., Chattanooga  
**Special teams**  
AP – Montrell Washington, Sr., Samford  
**Second team**  
**Offense**  
OL – Tre'mond Shorts, R-Jr., ETSU  
**Defense**  
LB – Jared Folks, R-Sr., ETSU  
LB – Stone Snyder, Jr., VMI  
**Third team**  
**Offense**  
TE – Ryan Miller, R-Sr., Furman  
**Defense**  
DB – Tyree Robinson, Sr., ETSU

**Special teams**  
PR – Montrell Washington, Sr., Samford  
LS – Robert Soderholm, Sr., VMI  
**Fourth team**  
**Offense**  
OL – Jason Poe, Gr., Mercer  
**Special teams**  
KR – Calvin Jones, Fr., Western Carolina

**Phil Steele Freshman All-America**

**First team**  
**Offense**  
WR – Raphael Williams, Western Carolina  
OL – Dylan Davis, Furman  
**Defense**  
DB – Dominick Poole, The Citadel  
DB – Alijah Huzzie, ETSU  
**Special teams**  
KR – Calvin Jones, Western Carolina  
LS – Steele Judy, The Citadel  
**Second team**  
**Offense**  
QB – Tyler Riddell, ETSU  
OL – Jabari Brooks, Samford  
**Defense**  
DB – Andreas Keaton, Western Carolina  
**Third team**  
**Offense**  
RB – Fred Davis, Mercer  
WR – Calvin Jones, Western Carolina  
TE – KeShawn Toney, Chattanooga  
**Defense**  
DL – Bryce Stanfield, Furman

**Stats Perform FCS All-America**

**First team**  
**Offense**  
RB – Quay Holmes, R-Jr., ETSU  
OL – Cole Strange, Sr., Chattanooga  
**Defense**  
DL – Devonsha Maxwell, Jr., Chattanooga  
**Special teams**  
AP – Montrell Washington, Sr., Samford  
**Second team**  
**Offense**  
OL – Tre'mond Shorts, R-Jr., ETSU  
**Defense**  
LB – Stone Snyder, Jr., VMI  
**Third team**  
**Offense**  
TE – Ryan Miller, R-Sr., Furman  
**Special teams**  
LS – Robert Soderholm, Sr., VMI  
AP – Jacob Saylor, Sr., ETSU

**Stats Perform Walter Payton Award**

**Finalists (finish)**  
Quay Holmes, RB, R-Jr., ETSU (3rd)  
Liam Welch, QB, Gr., Samford (t14th)

**Stats Perform Buck Buchanan Award**

**Finalists (finish)**  
Stone Snyder, LB, Jr., VMI (13th)  
Devonsha Maxwell, DL, Jr., Chattanooga (14th)

**Stats Perform Jerry Rice Award**

**Finalists (finish)**  
Dominick Poole, DB, The Citadel (16th)  
Andreas Keaton, DB, Western Carolina (t17th)

**Stats Perform Doris Robinson Award**

**Finalist**  
McClendon Curtis, R-Jr., OL, Chattanooga

**Stats Perform Eddie Robinson Award**

**Finalist**  
Randy Sanders, ETSU

**Stats Perform National Player of the Week**

**Offense**  
Liam Welch, Gr., QB, SAM .....Sept. 27  
Fred Davis, R-Fr., RB, MER .....Oct. 2  
**Defense**  
Devonsha Maxwell, Jr., DE, UTC .....Oct. 18  
**Special Teams**  
Montrell Washington, Sr., WR/KR, SAM...Sept. 6  
Atkins Roberts, So., K/P, WOF.....Oct. 2

**FCS Bowl by SPIRAL invitation**  
Joe Beckett, 5th, LB, Wofford

**Hula Bowl invitation**  
Quay Holmes, R-Jr., RB, ETSU  
Tyree Robinson, Sr., DB, ETSU

**NFLPA Collegiate Bowl invitation**  
Montrell Washington, Sr., WR, Samford

**Reese's Senior Bowl invitation**  
Cole Strange, Sr., OL, Chattanooga  
**Walter Camp FCS All-America**  
RB – Quay Holmes, R-Jr., ETSU  
OL – Cole Strange, Sr., Chattanooga

**CoSIDA Academic All-District**

**District 3**  
RB – Ailym Ford, So., Chattanooga  
OL – Cole Strange, Sr., Chattanooga  
K – Aaron Sears, R-So., Chattanooga  
LB – Christian Snyder, Jr., Chattanooga  
DB – Rashun Freeman, Sr., Chattanooga  
DB – Jerrell Lawson, Sr., Chattanooga  
DB – CaMiron Smith, Jr., Chattanooga  
**District 4**  
QB – Hamp Sisson, Sr., Furman  
WR – Raleigh Webb, Sr., The Citadel  
DL – Barron King, R-Jr., Mercer

**FCS ADA Academic All-Star Team**  
Timmy Bleekrode, Sr., P/K, Furman  
Hamp Sisson, Sr., QB, Furman  
CaMiron Smith, Jr., DB, Chattanooga  
Cole Strange, Sr., OL, Chattanooga

**FCS ADA Postgraduate Scholarship**

**Finalists**  
Hamp Sisson, Sr., QB, Furman  
Cole Strange, Sr., OL, Chattanooga













# 2021 INDIVIDUAL HIGHS

#SoConFB

### Points scored

- 30 Fred Davis (Mercer) vs SAMFORD (Oct 02)
- 24 Dominic Roberto (Furman) at Western Carolina (Nov 06)

### Touchdowns

- 5 Fred Davis (Mercer) vs SAMFORD (Oct 02)
- 4 Dominic Roberto (Furman) at Western Carolina (Nov 06)

### TD responsibility

- 5 Fred Davis (Mercer) vs SAMFORD (Oct 02) [5r,0p]
- 5 Liam Welch (Samford) at Mercer (Oct 02) [1r,4p]
- 5 Rogan Wells (Western Carolina) at Wofford (Oct 30) [1r,4p]
- 5 Payton Derrick (Wofford) at The Citadel (Nov 13) [1r,4p]
- 5 Liam Welch (Samford) at Florida (Nov 13) [2r,3p]

### Points scored kicking

- 17 Jerry Rice (VMI) vs CHATTANOOGA (Oct 09) [5fg,2pat]
- 14 Timmy Bleekrode (Furman) at Tennessee Tech (Sep 11) [4fg,2pat]

### Total offense yards

- 655 Liam Welch (Samford) vs ETSU (Sep 25) [73r,582p]
- 540 Rogan Wells (Western Carolina) at Gardner-Webb (Sep 25) [113r,427p]

### Total offense plays

- 83 Liam Welch (Samford) vs ETSU (Sep 25) [10r,73p]
- 73 Rogan Wells (Western Carolina) vs SAMFORD (Sep 18) [16r,57p]

### Total offense yards/play (min. 20 plays)

- 12.6 Cole Copeland (Chattanooga) at Samford (Oct 23) [22-278]
- 10.6 Tyler Riddell (ETSU) vs THE CITADEL (Oct 09) [26-275]

### Rushing yards

- 276 Fred Davis (Mercer) vs SAMFORD (Oct 02)
- 266 Jacob Saylor (ETSU) at Western Carolina (Nov 13)

### Rushing attempts

- 36 Korey Bridy (VMI) vs CHATTANOOGA (Oct 09)
- 35 Jaylan Adams (The Citadel) at Furman (Oct 16)

### Yards per rush (min. 15 carries)

- 14.0 Jacob Saylor (ETSU) at Western Carolina (Nov 13) [19-266]
- 9.9 Fred Davis (Mercer) vs SAMFORD (Oct 02) [28-276]

### Rushing TDs

- 5 Fred Davis (Mercer) vs SAMFORD (Oct 02)
- 4 Dominic Roberto (Furman) at Western Carolina (Nov 06)

### Longest rush

- 90 Dominic Roberto (Furman) vs THE CITADEL (Oct 16)
- 82 Rogan Wells (Western Carolina) at Gardner-Webb (Sep 25)

### Passing yards

- 582 Liam Welch (Samford) vs ETSU (Sep 25)
- 472 Seth Morgan (VMI) vs SAMFORD (Oct 30)

### Passing attempts

- 73 Liam Welch (Samford) vs ETSU (Sep 25)
- 58 Rogan Wells (Western Carolina) at Gardner-Webb (Sep 25)

### Passing TDs

- 4 Liam Welch (Samford) vs TENNESSEE TECH (Sep 02)
- 4 Liam Welch (Samford) at Mercer (Oct 02)
- 4 Rogan Wells (Western Carolina) at Wofford (Oct 30)
- 4 Payton Derrick (Wofford) at The Citadel (Nov 13)
- 4 Rogan Wells (Western Carolina) vs ETSU (Nov 13)
- 4 Rogan Wells (Western Carolina) at VMI (Nov 20)

### Longest pass

- 88 Payton Derrick (Wofford) vs SAMFORD (Oct 16)
- 87 Hamp Sisson (Furman) vs NORTH CAROLINA A&T (Sep 04)

### Passes completed

- 56 Liam Welch (Samford) vs ETSU (Sep 25)
- 37 Rogan Wells (Western Carolina) at Gardner-Webb (Sep 25)

### Had intercepted

- 4 Liam Welch (Samford) at Western Carolina (Sep 18)
- 3 Seth Morgan (VMI) at Kent State (Sep 11)
- 3 Rogan Wells (Western Carolina) vs SAMFORD (Sep 18)
- 3 Hamp Sisson (Furman) vs MERCER (Sep 25)
- 3 Liam Welch (Samford) vs CHATTANOOGA (Oct 23)
- 3 Fred Payton (Mercer) at ETSU (Nov 20)
- 3 Seth Morgan (VMI) vs WESTERN CAROLINA (Nov 20)

### Pass completion percentage (min. 10 attempts)

- 89.7 Tyler Riddell (ETSU) vs MERCER (Nov 20) [26-29]
- 81.8 Collin Ironside (VMI) vs WOFFORD (Sep 25) [18-22]

### Pass yards/attempt (min. 10 attempts)

- 18.6 Cole Copeland (Chattanooga) at Samford (Oct 23) [14-261]
- 15.1 Payton Derrick (Wofford) at The Citadel (Nov 13) [12-181]

### Pass yards/catch (min. 10 attempts)

- 18.6 Cole Copeland (Chattanooga) at Samford (Oct 23) [14-261]
- 17.9 Fred Payton (Mercer) at ETSU (Nov 20) [21-375]

### Receiving yards

- 224 Ty James (Mercer) at ETSU (Nov 20)
- 211 Michael Jackson (VMI) vs SAMFORD (Oct 30)

### Receptions

- 16 Raphael Williams (Western Carolina) at Wofford (Oct 30)
- 13 Michael Jackson (VMI) at Furman (Nov 13)

### Yards per catch (min. 3 catches)

- 36.0 Raleigh Webb (The Citadel) vs WESTERN CAROLINA (Oct 23) [4-144]
- 34.2 Alec Holt (Wofford) at The Citadel (Nov 13) [4-137]

### Receiving TDs

- 3 Michael Jackson (VMI) at Furman (Nov 13)
- 2 Jakob Herres (VMI) vs DAVIDSON (Sep 04)
- 2 Jakob Herres (VMI) at Cornell (Sep 18)
- 2 Raphael Williams (Western Carolina) vs SAMFORD (Sep 18)
- 2 Montrell Washington (Samford) vs ETSU (Sep 25)
- 2 Montrell Washington (Samford) at Mercer (Oct 02)
- 2 KeShawn Toney (Chattanooga) vs WESTERN CAROLINA (Oct 02)
- 2 Michael Jackson (VMI) vs CHATTANOOGA (Oct 09)
- 2 Ty James (Mercer) vs WOFFORD (Oct 23)
- 2 Raphael Williams (Western Carolina) at Wofford (Oct 30)
- 2 Alec Holt (Wofford) at The Citadel (Nov 13)
- 2 Malik Murray (ETSU) vs MERCER (Nov 20)
- 2 Quay Holmes (ETSU) vs KENNESAW ST. (Dec 04)

### Longest reception

- 88 Alec Holt (Wofford) vs SAMFORD (Oct 16)
- 87 Ryan Miller (Furman) vs NORTH CAROLINA A&T (Sep 04)

### Field goal attempts

- 5 Jerry Rice (VMI) vs CHATTANOOGA (Oct 09)
- 4 Timmy Bleekrode (Furman) vs NORTH CAROLINA A&T (Sep 04)
- 4 Timmy Bleekrode (Furman) at Tennessee Tech (Sep 11)
- 4 Aaron Sears (Chattanooga) at VMI (Oct 09)

### Field goals made

- 5 Jerry Rice (VMI) vs CHATTANOOGA (Oct 09)
- 4 Timmy Bleekrode (Furman) at Tennessee Tech (Sep 11)

### Longest field goal

- 51 Timmy Bleekrode (Furman) at Tennessee Tech (Sep 11)
- 51 Devin Folser (Mercer) at Western Carolina (Oct 09)
- 51 Tyler Keltner (ETSU) at Chattanooga (Oct 16)

### Field goal percentage (min. 2 attempts)

- 100.0 Jerry Rice (VMI) vs CHATTANOOGA (Oct 09) [5-5]
- 100.0 Timmy Bleekrode (Furman) at Tennessee Tech (Sep 11) [4-4]

### PAT kicks attempted

- 9 Devin Folser (Mercer) vs POINT (Sep 02)
- 8 Tyler Keltner (ETSU) at Western Carolina (Nov 13)

# 2021 INDIVIDUAL HIGHS



Samford quarterback Liam Welch threw for a SoCon-record 582 yards against ETSU on Sept. 25.

### PAT kicks made

9	Devin Folser (Mercer) vs POINT (Sep 02)
8	Tyler Keltner (ETSU) at Western Carolina (Nov 13)

### PAT kicks percentage (min. 2 attempts)

100.0	Devin Folser (Mercer) vs POINT (Sep 02)	[9-9]
100.0	Tyler Keltner (ETSU) at Western Carolina (Nov 13)	[8-8]

### Punts

9	Timmy Bleekrode (Furman) at NC State (Sep 18)
9	Atkins Roberts (Wofford) at Mercer (Oct 23)

### Yards punted

379	Timmy Bleekrode (Furman) at NC State (Sep 18)	[9-379]
350	Atkins Roberts (Wofford) at Mercer (Oct 23)	[9-350]

### Longest punt

84	Matt Campbell (The Citadel) at ETSU (Oct 09)
79	Matt Campbell (The Citadel) at Chattanooga (Nov 20)

### Punting average (min. 2 attempts)

56.7	Garrett Taylor (ETSU) vs THE CITADEL (Oct 09)	[3-170]
55.8	Matt Campbell (The Citadel) at ETSU (Oct 09)	[4-223]

### Punt returns

4	Dejuan Bell (Furman) at Tennessee Tech (Sep 11)
4	Brandon Dowdell (Chattanooga) at North Ala. (Sep 11)
4	Daquan Patten (Western Carolina) vs ETSU (Nov 13)

### Punt return yards

78	Daquan Patten (Western Carolina) at VMI (Nov 20)
74	Montrell Washington (Samford) at VMI (Oct 30)

### Longest punt return

78	Daquan Patten (Western Carolina) at VMI (Nov 20)
68	Montrell Washington (Samford) at VMI (Oct 30)
68	Montrell Washington (Samford) vs THE CITADEL (Nov 06)

### Punt return TDs

1	Montrell Washington (Samford) vs TENNESSEE TECH (Sep 02)
1	Montrell Washington (Samford) vs THE CITADEL (Nov 06)

1 Daquan Patten (Western Carolina) at VMI (Nov 20)

### Punt return average (min. 2 attempts)

37.0	Montrell Washington (Samford) at VMI (Oct 30)	[2-74]
34.0	Montrell Washington (Samford) vs THE CITADEL (Nov 06)	[2-68]

### Kick returns

7	Montrell Washington (Samford) vs ETSU (Sep 25)
6	Amir Annoor (Wofford) vs WESTERN CAROLINA (Oct 30)
6	Evan Eller (VMI) vs WESTERN CAROLINA (Nov 20)

### Kick return yards

213	Calvin Jones (Western Carolina) vs ETSU (Nov 13)
179	Montrell Washington (Samford) at Florida (Nov 13)

### Kick return average (min. 2 attempts)

66.5	Calvin Jones (Western Carolina) at Chattanooga (Oct 02)	[2-133]
42.6	Calvin Jones (Western Carolina) vs ETSU (Nov 13)	[5-213]

### Longest kick return

98	Montrell Washington (Samford) at Florida (Nov 13)
95	Calvin Jones (Western Carolina) vs ETSU (Nov 13)

### Kick return TDs

1	James Wells (Wofford) vs CHATTANOOGA (Nov 06)
1	Montrell Washington (Samford) at Florida (Nov 13)
1	Calvin Jones (Western Carolina) vs ETSU (Nov 13)

### Combined PR/KR yards

213	Calvin Jones (Western Carolina) vs ETSU (Nov 13)	[0pr-213kr]
179	Montrell Washington (Samford) at Florida (Nov 13)	[0pr-179kr]

### Interceptions

2	Brandon Dowdell (Chattanooga) vs AUSTIN PEAY (Sep 02)
2	Aljareek Malry (VMI) vs DAVIDSON (Sep 04)
2	Travis Blackshear (Furman) at Tennessee Tech (Sep 11)
2	Andreas Keaton (Western Carolina) vs SAMFORD (Sep 18)
2	Alex Oliver (VMI) at Mercer (Oct 16)
2	Alijah Huzzie (ETSU) vs MERCER (Nov 20)
2	Ivan Hogans (Western Carolina) at VMI (Nov 20)

### Interception return yards

98	Tyree Robinson (ETSU) at Samford (Sep 25)
95	Karon Delince (ETSU) at Vanderbilt (Sep 04)

### Interception return average (min. 2 attempts)

33.5	Aljareek Malry (VMI) vs DAVIDSON (Sep 04)	[2-67]
25.5	Alijah Huzzie (ETSU) vs MERCER (Nov 20)	[2-51]

### Longest interception return

98	Tyree Robinson (ETSU) at Samford (Sep 25)
95	Karon Delince (ETSU) at Vanderbilt (Sep 04)

### Interception return TDs

1	Ty Herring (Samford) at UT Martin (Sep 11)
1	Jerrell Lawson (Chattanooga) at North Ala. (Sep 11)
1	Alex Oliver (VMI) at Mercer (Oct 16)
1	Rashun Freeman (Chattanooga) at Samford (Oct 23)
1	Lance Wise (Mercer) at The Citadel (Oct 30)
1	Jacob Harris (Western Carolina) vs FURMAN (Nov 06)

### All-purpose yards

337	Jacob Saylor (ETSU) at Western Carolina (Nov 13)
322	Montrell Washington (Samford) at Florida (Nov 13)

### Tackles

19.0	Stone Snyder (VMI) vs WOFFORD (Sep 25)	[5-14]
17.0	Stone Snyder (VMI) vs SAMFORD (Oct 30)	[4-13]

### Sacks

5.0	Devonnsha Maxwell (Chattanooga) vs ETSU (Oct 16)	[5-0]
4.0	Jalen Porter (ETSU) vs DELAWARE STATE (Sep 18)	[4-0]

### Tackles for loss

5.0	Devonnsha Maxwell (Chattanooga) vs ETSU (Oct 16)	[5-0]
4.0	Jalen Porter (ETSU) vs DELAWARE STATE (Sep 18)	[4-0]
4.0	Stone Snyder (VMI) vs WESTERN CAROLINA (Nov 20)	[4-0]



# 2021 TEAM HIGHS

#SoConFB

<b>Points</b>	
69	Mercer vs POINT (Sep 02)
56	ETSU at Western Carolina (Nov 13)
<b>Points scored kicking</b>	
17	VMI vs CHATTANOOGA (Oct 09) [5fg,2pat]
14	Furman at Tennessee Tech (Sep 11) [4fg,2pat]
<b>Touchdowns</b>	
10	Mercer vs POINT (Sep 02)
8	ETSU at Western Carolina (Nov 13)
<b>Total offense yards</b>	
778	Mercer vs POINT (Sep 02) [539r,239p]
728	Samford vs ETSU (Sep 25) [146r,582p]
<b>Total offense plays</b>	
111	Samford vs ETSU (Sep 25) [38r,73p]
99	Western Carolina at Gardner-Webb (Sep 25) [41r,58p]
<b>Total offense yards/play</b>	
9.3	Mercer vs POINT (Sep 02) [84-778]
8.6	Wofford at The Citadel (Nov 13) [52-447]
<b>Rushing yards</b>	
539	Mercer vs POINT (Sep 02)
461	ETSU at Western Carolina (Nov 13)
<b>Rushing attempts</b>	
74	The Citadel vs WOFFORD (Nov 13)
73	The Citadel at Furman (Oct 16)
73	The Citadel at Chattanooga (Nov 20)
<b>Yards per rush</b>	
9.1	Mercer vs POINT (Sep 02) [59-539]
8.5	ETSU at Western Carolina (Nov 13) [54-461]
<b>Rushing TDs</b>	
7	Mercer vs POINT (Sep 02)
7	ETSU at Western Carolina (Nov 13)
<b>Longest rush</b>	
90	Furman vs THE CITADEL (Oct 16)
82	Western Carolina at Gardner-Webb (Sep 25)
<b>Passing yards</b>	
582	Samford vs ETSU (Sep 25)
472	VMI vs SAMFORD (Oct 30)
<b>Passing attempts</b>	
73	Samford vs ETSU (Sep 25)
58	Western Carolina at Gardner-Webb (Sep 25)
58	VMI at Furman (Nov 13)
<b>Passing TDs</b>	
4	Samford vs TENNESSEE TECH (Sep 02)
4	Samford at Mercer (Oct 02)
4	Western Carolina at Wofford (Oct 30)
4	Wofford at The Citadel (Nov 13)
4	Western Carolina vs ETSU (Nov 13)
4	Western Carolina at VMI (Nov 20)
<b>Longest pass</b>	
88	Wofford vs SAMFORD (Oct 16)
87	Furman vs NORTH CAROLINA A&T (Sep 04)
<b>Passes completed</b>	
56	Samford vs ETSU (Sep 25)
37	Western Carolina at Gardner-Webb (Sep 25)
<b>Had intercepted</b>	
4	VMI at Kent State (Sep 11)
4	Samford at Western Carolina (Sep 18)
4	Furman vs MERCER (Sep 25)
<b>Pass completion percentage</b>	
83.9	ETSU vs MERCER (Nov 20) [26-31]
82.4	Chattanooga at Samford (Oct 23) [14-17]
<b>Passing yards/attempt</b>	
33.8	The Citadel vs NORTH GREENVILLE (Sep 18) [4-135]
19.0	The Citadel vs VMI (Oct 02) [6-114]
<b>Yards per catch</b>	
57.0	The Citadel vs VMI (Oct 02) [2-114]
45.0	The Citadel vs NORTH GREENVILLE (Sep 18) [3-135]
<b>Field goal attempts</b>	
5	VMI vs CHATTANOOGA (Oct 09)
4	Furman vs NORTH CAROLINA A&T (Sep 04)
4	Furman at Tennessee Tech (Sep 11)
4	Chattanooga at VMI (Oct 09)
<b>Field goals made</b>	
5	VMI vs CHATTANOOGA (Oct 09)
4	Furman at Tennessee Tech (Sep 11)

<b>Longest field goal</b>	
51	Furman at Tennessee Tech (Sep 11)
51	Mercer at Western Carolina (Oct 09)
51	ETSU at Chattanooga (Oct 16)
<b>Field goal percentage</b>	
100.0	VMI vs CHATTANOOGA (Oct 09) [5-5]
100.0	Furman at Tennessee Tech (Sep 11) [4-4]
<b>PAT kicks attempted</b>	
10	Mercer vs POINT (Sep 02)
8	ETSU at Western Carolina (Nov 13)
<b>PAT kicks made</b>	
9	Mercer vs POINT (Sep 02)
8	ETSU at Western Carolina (Nov 13)
<b>PAT kicks percentage</b>	
100.0	ETSU at Western Carolina (Nov 13) [8-8]
100.0	Samford vs TENNESSEE TECH (Sep 02) [7-7]
100.0	ETSU at Samford (Sep 25) [7-7]
100.0	Chattanooga at Samford (Oct 23) [7-7]
100.0	Samford at Florida (Nov 13) [7-7]
100.0	Western Carolina at VMI (Nov 20) [7-7]
<b>2-point PAT attempts</b>	
2	Samford vs ETSU (Sep 25)
2	VMI vs SAMFORD (Oct 30)
2	Western Carolina vs FURMAN (Nov 06)
<b>2-point PATs made</b>	
1	Western Carolina vs EASTERN KENTUCKY (Sep 04)
1	Samford vs ETSU (Sep 25)
1	VMI vs CHATTANOOGA (Oct 09)
1	The Citadel vs WOFFORD (Nov 13)
1	Mercer at ETSU (Nov 20)
1	ETSU vs KENNESAW ST. (Dec 04)
<b>Punts</b>	
9	Chattanooga vs AUSTIN PEAY (Sep 02)
9	Furman at NC State (Sep 18)
9	Wofford at Mercer (Oct 23)
<b>Longest punt</b>	
84	The Citadel at ETSU (Oct 09)
79	The Citadel at Chattanooga (Nov 20)
<b>Yards punted</b>	
380	Chattanooga vs AUSTIN PEAY (Sep 02) [9-380]
379	Furman at NC State (Sep 18) [9-379]
<b>Punting average</b>	
56.7	ETSU vs THE CITADEL (Oct 09) [3-170]
55.8	The Citadel at ETSU (Oct 09) [4-223]
<b>Punt returns</b>	
4	Furman at Tennessee Tech (Sep 11)
4	Chattanooga at North Ala. (Sep 11)
4	Western Carolina vs ETSU (Nov 13)
<b>Punt return yards</b>	
78	Western Carolina at VMI (Nov 20)
74	Samford at VMI (Oct 30)
<b>Punt return average</b>	
34.0	Samford vs THE CITADEL (Nov 06) [2-68]
26.0	Western Carolina at VMI (Nov 20) [3-78]
<b>Punt return TDs</b>	
1	Samford vs TENNESSEE TECH (Sep 02)
1	Samford vs THE CITADEL (Nov 06)
1	Western Carolina at VMI (Nov 20)
<b>Longest punt return</b>	
78	Western Carolina at VMI (Nov 20)
68	Samford at VMI (Oct 30)
68	Samford vs THE CITADEL (Nov 06)
<b>Kick returns</b>	
8	Samford vs CHATTANOOGA (Oct 23)
8	Wofford vs WESTERN CAROLINA (Oct 30)
<b>Kick return yards</b>	
213	Western Carolina vs ETSU (Nov 13)
198	Samford at Florida (Nov 13)
<b>Kick return average</b>	
44.0	Western Carolina at Chattanooga (Oct 02) [4-176]
41.0	VMI at The Citadel (Oct 02) [3-123]
<b>Longest kick return</b>	
98	Samford at Florida (Nov 13)
95	Western Carolina vs ETSU (Nov 13)
<b>Kick return TDs</b>	
1	Wofford vs CHATTANOOGA (Nov 06)
1	Samford at Florida (Nov 13)
1	Western Carolina vs ETSU (Nov 13)

<b>Interceptions</b>	
4	Western Carolina vs SAMFORD (Sep 18)
4	Mercer at Furman (Sep 25)
<b>Interception return yards</b>	
98	ETSU at Samford (Sep 25)
95	ETSU at Vanderbilt (Sep 04)
<b>Interception return average</b>	
47.5	ETSU at Vanderbilt (Sep 04) [2-95]
46.0	The Citadel vs NORTH GREENVILLE (Sep 18) [2-92]
<b>Longest interception return</b>	
98	ETSU at Samford (Sep 25)
95	ETSU at Vanderbilt (Sep 04)
<b>Interception return TDs</b>	
1	Samford at UT Martin (Sep 11)
1	Chattanooga at North Ala. (Sep 11)
1	VMI at Mercer (Oct 16)
1	Chattanooga at Samford (Oct 23)
1	Mercer at The Citadel (Oct 30)
1	Western Carolina vs FURMAN (Nov 06)
<b>Fumbles lost</b>	
3	Western Carolina at Gardner-Webb (Sep 25)
3	Chattanooga at Mercer (Nov 13)
<b>Fumbles recovered</b>	
4	Western Carolina at Gardner-Webb (Sep 25)
3	Mercer vs CHATTANOOGA (Nov 13)
<b>Sacked by opponent</b>	
6	ETSU at Furman (Oct 30)
5	VMI vs WOFFORD (Sep 25)
5	ETSU at Chattanooga (Oct 16)
<b>QB sacks</b>	
7	ETSU vs DELAWARE STATE (Sep 18)
6	Chattanooga at North Ala. (Sep 11)
6	Furman vs ETSU (Oct 23)
<b>Turnovers committed</b>	
5	Samford at Western Carolina (Sep 18)
5	Western Carolina at Gardner-Webb (Sep 25)
5	Chattanooga at Mercer (Nov 13)
<b>Turnovers caused</b>	
5	Samford at UT Martin (Sep 11)
5	Western Carolina vs SAMFORD (Sep 18)
5	Mercer vs CHATTANOOGA (Nov 13)
<b>Kicks blocked</b>	
2	Mercer vs VMI (Oct 16)
1	Mercer vs POINT (Sep 02)
1	Furman vs NORTH CAROLINA A&T (Sep 04)
1	Wofford at Elon (Sep 04)
1	Samford at UT Martin (Sep 11)
1	ETSU vs DELAWARE STATE (Sep 18)
1	Mercer at Furman (Sep 25)
1	Western Carolina vs MERCER (Oct 09)
1	The Citadel vs MERCER (Oct 30)
1	Wofford vs WESTERN CAROLINA (Oct 30)
<b>First downs</b>	
40	Mercer vs POINT (Sep 02)
38	Samford vs ETSU (Sep 25)
<b>1st downs rushing</b>	
28	Mercer vs POINT (Sep 02)
23	The Citadel vs WOFFORD (Nov 13)
<b>1st downs passing</b>	
27	Samford vs ETSU (Sep 25)
22	Western Carolina at Gardner-Webb (Sep 25)
<b>1st downs by penalty</b>	
5	VMI at Kent State (Sep 11)
5	Samford at Western Carolina (Sep 18)
5	VMI at Furman (Nov 13)
<b>Penalties</b>	
12	ETSU vs UVA WISE (Sep 11)
11	Western Carolina vs EASTERN KENTUCKY (Sep 04)
11	VMI at Cornell (Sep 18)
11	Western Carolina vs SAMFORD (Sep 18)
11	Western Carolina at Chattanooga (Oct 02)
<b>Penalties yards</b>	
128	VMI at Cornell (Sep 18)
95	VMI vs DAVIDSON (Sep 04)
95	ETSU vs VMI (Nov 06)

# ALL-TIME SOCON RECORDS



## Winning percentage

Team (years in SoCon)	W	L	T	Pct.
Duke (24)	99	23	5	.7992
Alabama (11)	60	14	3	.7987
West Virginia (17)	56	13	3	.7986
Tennessee (11)	50	13	6	.736
East Carolina (13)	43	18	1	.702
Appalachian State (42)	204	87	5	.698
Vanderbilt (11)	42	17	5	.6953
Georgia Southern (21)	114	50	0	.6951
Tulane (11)	43	21	4	.662
North Carolina (31)	96	53	15	.631
Georgia Tech (11)	41	23	10	.622
Wake Forest (17)	65	40	5	.614
Wofford (25)	115	76	0	.602
Florida (11)	33	22	7	.589
Georgia (11)	38	26	4	.588
Furman (83)	284	223	11	.559
Clemson (31)	67	53	6	.556
Samford (14)	59	50	0	.5413
William & Mary (40)	113	95	11	.5411
Maryland (29)	64	58	9	.523
Marshall (21)	69	63	2	.522
Chattanooga (45)	159	162	2	.495
Virginia Tech (41)	108	112	22	.492
Mercer (8)	29	33	0	.468
Richmond (37)	102	118	10	.465
Kentucky (11)	26	31	7	.461
LSU (11)	21	25	3	.459
Washington & Lee (32)	54	70	11	.441
South Carolina (31)	67	84	10	.431
George Washington (23)	53	73	4	.423
The Citadel (83)	220	311	5	.415
ETSU (32)	90	136	0	.398
VMI (88)	196	318	23	.386
Elon (11)	32	52	0	.381
North Carolina State (31)	63	108	14	.378
Western Carolina (45)	120	208	1	.366
Virginia (14)	24	46	10	.363
Auburn (11)	20	40	7	.351
Mississippi State (11)	15	35	3	.311
Mississippi (11)	12	37	2	.255
Davidson (50)	51	174	8	.236
University of the South (9)	9	37	1	.202

## Most victories

Team (years in SoCon)	W	L	T	Pct.
Furman (83)	284	223	11	.559
The Citadel (83)	220	311	5	.415
Appalachian State (42)	204	87	5	.698
VMI (88)	196	318	23	.386
Chattanooga (45)	159	162	2	.495
Western Carolina (45)	120	208	1	.366
Wofford (25)	115	76	0	.602
Georgia Southern (21)	114	50	0	.695
William & Mary (40)	113	95	11	.541
Virginia Tech (41)	108	112	22	.492
Richmond (37)	102	118	10	.465
Duke (24)	99	23	5	.799
North Carolina (31)	96	53	15	.631
ETSU (32)	90	136	0	.398
Marshall (21)	69	63	2	.522
Clemson (31)	67	53	6	.556
South Carolina (31)	67	84	10	.431
Wake Forest (17)	65	40	5	.614
Maryland (29)	64	58	9	.523
North Carolina State (31)	63	108	14	.378
Alabama (11)	60	14	3	.799
Samford (14)	59	50	0	.541
West Virginia (17)	56	13	3	.799
Washington & Lee (32)	54	70	11	.441
George Washington (23)	53	73	4	.423
Davidson (50)	51	174	8	.236
Tennessee (11)	50	13	6	.736
East Carolina (13)	43	18	1	.702
Tulane (11)	43	21	4	.662
Vanderbilt (11)	42	17	5	.695
Georgia Tech (11)	41	23	10	.622
Georgia (11)	38	26	4	.588
Florida (11)	33	22	7	.589
Elon (11)	32	52	0	.381
Mercer (8)	29	33	0	.468
Kentucky (11)	26	31	7	.461
Virginia (14)	24	46	10	.363
LSU (11)	21	25	3	.459
Auburn (11)	20	40	7	.351
Mississippi State (11)	15	35	3	.311
Mississippi (11)	12	37	2	.255
University of the South (9)	9	37	1	.202



Tennessee's General Robert Neyland (right) guided the Volunteers to a 41-2-5 record and one SoCon title from 1926-32.



Legendary coach Paul "Bear" Bryant (center) began his coaching career in 1945 at then-SoCon member Maryland, guiding the Terrapins to a 6-2-1 overall mark.

## Most victories (overall)

### Rk Coach, school (seasons)

Rk	Coach, school (seasons)	Wins
1.	Jerry Moore, Appalachian State (1989-12)	215
2.	Wallace Wade, Alabama (1923-30); Duke (1931-41, 46-50)	171 (61 UA/110 DU)
3.	Mike Ayers, ETSU (1985-87); Wofford (1997-17)	161 (11 ETSU/150 WOF)
4.	Bobby Lamb, Furman (2002-10); Mercer (2014-19)	98 (67 FUR/31 MER)
5.	D.C. Walker, Wake Forest (1937-50)	77
6.	Frank Howard, Clemson (1940-52)	69
	Dick Sheridan, Furman (1978-85)	69
8.	H.C. Byrd, Maryland (1921-34)	68
9.	Jimmy Satterfield, Furman (1986-93)	66
	Bob Waters, Western Carolina (1977-88)	66

## Average wins per season (min. three seasons)

### Rk Coach, school (seasons)

Rk	Coach, school (seasons)	Avg.	Wins	Seasons
1.	Paul Johnson, Georgia Southern (1997-01)	12.4	62	5
2.	Jim Donnan, Marshall (1990-95)	10.7	64	6
3.	Jeff Monken, Georgia Southern (2010-13)	9.5	38	4
4.	Jerry Moore, Appalachian State (1989-12)	8.9	215	24
5.	Mike Sewak, Georgia Southern (2002-05)	8.8	35	4
6.	Dick Sheridan, Furman (1978-85)	8.6	69	8
7.	Joe Morrison, Chattanooga (1977-79)	8.3	25	3
	Tim Stowers, Georgia Southern (1993-95)	8.3	25	3
9.	George Chaump, Marshall (1986-89)	8.3	33	4
	Jimmy Satterfield, Furman (1986-93)	8.3	66	8

## Winning percentage (min. three seasons)

### Rk Coach, school (seasons)

Rk	Coach, school (seasons)	Pct.	Record
1.	Robert Neyland, Tennessee (1926-32)	93.4	61-2-5
2.	Paul Johnson, Georgia Southern (1997-01)	86.1	62-10
3.	Jim Tatum, Maryland (1947-52)	79.7	46-11-2
4.	Joe Morrison, Chattanooga (1977-79)	78.8	25-6-2
5.	Carl Voyles, William & Mary (1939-42)	78.2	29-7-3
6.	Wallace Wade, Alabama (1923-30); Duke (1931-41, 46-50)	76.5	171-49-10 (61-13-3 UA/110-36-7 DU)
7.	Jim Donnan, Marshall (1990-95)	75.3	64-21
8.	Dick Sheridan, Furman (1978-85)	74.5	69-23-2
9.	Pat Dye, East Carolina (1974-76)	72.7	24-9
10.	Jeff Monken, Georgia Southern (2010-13)	71.7	38-16

## Most seasons

### Rk Coach, school (seasons)


Rk	Coach, school (seasons)	Seasons
1.	Wallace Wade, Alabama (1923-30); Duke (1931-41, 46-50)	24 (8 UA/16 DU)
	Jerry Moore, Appalachian State (1989-12)	24
	Mike Ayers, ETSU (1985-87); Wofford (1997-17)	24 (3 ETSU/21 WOF)
4.	Ed Merrick, Richmond (1951-65)	15
	Bob King, Furman (1958-72)	15
	Bobby Lamb, Furman (2002-10); Mercer (2014-19)	15 (9 FUR/6 MER)
7.	H.C. Byrd, Maryland (1921-34)	14
	D.C. Walker, Wake Forest (1937-50)	14
	Bob Thalman, VMI (1971-84)	14
10.	Frank Howard, Clemson (1940-52)	13
	William Dole, Davidson (1952-64)	13
	John McKenna, VMI (1953-65)	13



*Jerry Moore's 215 wins in 24 seasons at Appalachian State are the most of any SoCon head coach.*



*Wallace Wade won 171 games while at Alabama (61) and Duke (110) and later became the SoCon's first commissioner.*



*Mike Ayers retired after the 2017 season third all-time on the SoCon wins chart with 161 over 24 seasons at ETSU and Wofford.*








# NFL DRAFT PICKS




Year	Rd.	Sel.	Team	Name	Pos.	School	Year	Rd.	Sel.	Team	Name	Pos.	School
1954	27	324	Cleveland Browns	Johnny Mapp	B	VMI	1959	13	150	San Francisco 49ers	Bill Lopasky	G	West Virginia
1954	28	326	Chicago Cardinals	Tom Koller	B	William & Mary	1959	14	165	Los Angeles Rams	Pete Davidson	T	The Citadel
1954	29	345	Philadelphia Eagles	Jack Stone	B	West Virginia	1959	17	193	Green Bay Packers	Tom Secules	B	William & Mary
1954	29	348	Cleveland Browns	Troy Carter	B	VMI	1959	21	244	Washington Redskins	Mel Reight	B	West Virginia
1955	5	51	Baltimore Colts	George Preas	T	Virginia Tech	1959	21	245	Detroit Lions	Buddy Davis	B	Richmond
1955	5	57	Philadelphia Eagles	Gene Lamone	G	West Virginia	1959	22	255	Chicago Cardinals	Glenn Shamblyn	B	West Virginia
1955	7	76	Washington Redskins	Erik Christensen	E	Richmond	1959	22	260	Chicago Bears	Lennie Rubal	B	William & Mary
1955	7	82	San Francisco 49ers	Johnny Dean	B	Virginia Tech	1959	26	302	Philadelphia Eagles	Jim Burks	T	Virginia Tech
1955	7	83	Chicago Bears	Bruce Sturgess	B	William & Mary	1959	27	323	New York Giants	Joe Biscaha	E	Richmond
1955	11	128	New York Giants	Bill Hillen	E	West Virginia	1960	2	21	Washington Redskins	Sam Horner	HB	VMI
1955	13	154	San Francisco 49ers	Richie Gaskell	E	George Washington	1960	8	86	Los Angeles Rams	Carroll Dale	WR	Virginia Tech
1955	18	211	Los Angeles Rams	Clyde Sweeney	T	West Virginia	1960	14	163	Cleveland Browns	Bill Dumbauld	T	West Virginia
1955	21	242	Chicago Cardinals	Howie Wright	B	Virginia Tech	1960	14	164	Philadelphia Eagles	Ray Peterson	B	West Virginia
1955	22	255	Washington Redskins	Joe Boland	B	George Washington	1960	15	169	Los Angeles Rams	Harry Rakowski	C	The Citadel
1955	23	268	Washington Redskins	Chuck Donaldson	C	West Virginia	1960	16	186	Pittsburgh Steelers	Dave Ames	B	Richmond
1955	27	315	Baltimore Colts	Jim Locke	T	Virginia Tech	1960	17	194	Chicago Cardinals	Joe Davis	T	The Citadel
1955	28	332	New York Giants	Al Crow	DT	William & Mary	1961	3	42	Philadelphia Eagles	Don Oakes	T	Virginia Tech
1955	30	351	Washington Redskins	Tom Petty	E	Virginia Tech	1961	6	77	Baltimore Colts	Don Kern	HB	VMI
1956	1	6	Los Angeles Rams	Joe Marconi	FB	West Virginia	1961	12	157	Washington Redskins	Bob Coolbaugh	E	Richmond
1956	2	15	San Francisco 49ers	Bruce Bosley	C	West Virginia	1961	12	160	Chicago Bears	Howard Dyer	QB	VMI
1956	3	30	New York Giants	Sam Huff	LB	West Virginia	1961	16	214	Los Angeles Rams	Mike Zeno	G	Virginia Tech
1956	3	36	Washington Redskins	Fred Wyant	QB	West Virginia	1961	16	221	New York Giants	Bernie Vishneski	T	Virginia Tech
1956	4	40	San Francisco 49ers	Frank Pajczkowski	B	Richmond	1962	6	78	San Francisco 49ers	Bill Winter	T	West Virginia
1956	4	49	Cleveland Browns	Bobby Moss	B	West Virginia	1962	11	148	San Francisco 49ers	Larry Jepson	C	Furman
1956	6	62	Detroit Lions	Bob Lusk	C	William & Mary	1962	14	191	Baltimore Colts	Stinson Jones	B	VMI
1956	7	76	Pittsburgh Steelers	Dick Gaspari	C	George Washington	1962	15	205	Baltimore Colts	Joe Monti	G	Furman
1956	11	122	Detroit Lions	Lou Wacker	B	Richmond	1962	15	210	Green Bay Packers	Roger Holdinsky	B	West Virginia
1956	11	133	Cleveland Browns	Bill Underdonk	T	West Virginia	1962	18	247	Baltimore Colts	Mel Rideout	QB	Richmond
1956	14	169	Cleveland Browns	Charlie Sidwell	B	William & Mary	1963	5	61	Baltimore Colts	Bill Ventura	T	Richmond
1956	19	218	Detroit Lions	Dale Vaughn	B	VMI	1963	7	95	Green Bay Packers	Olin Hill	T	Furman
1956	22	260	Green Bay Packers	Jonny Popson	B	Furman	1963	8	102	Philadelphia Eagles	Tom Woodeshick	RB	West Virginia
1957	8	95	Detroit Lions	Dave Liddick	DT	George Washington	1963	12	165	Chicago Bears	Dick Drummond	B	George Washington
1957	13	147	Los Angeles Rams	Bob Wolfenden	B	Virginia Tech	1963	13	181	New York Giants	Jim Moss	B	West Virginia
1957	13	153	Washington Redskins	Claude Austin	B	George Washington	1963	15	210	Green Bay Packers	Gene Breen	LB	Virginia Tech
1957	15	180	Chicago Bears	Tony Hosek	E	West Virginia	1963	18	250	New York Giants	Bill Pashe	DB	George Washington
1957	16	191	Detroit Lions	Hillmer Olson	C	Virginia Tech	1963	19	257	Baltimore Colts	Steve Berzansky	B	West Virginia
1957	18	213	Washington Redskins	Ed Sakach	G	George Washington	1964	5	66	Pittsburgh Steelers	T.W. Alley	T	William & Mary
1957	21	250	Chicago Cardinals	Joe Kopnisky	E	West Virginia	1964	6	76	Detroit Lions	John Hilton	TE	Richmond
1957	22	264	Chicago Bears	Tom Dalzell	T	Virginia Tech	1964	7	86	Philadelphia Eagles	Pete Goimarac	C	West Virginia
1957	24	285	Washington Redskins	Bob Jennings	C	Furman	1964	10	131	Los Angeles Rams	Ron Smith	QB	Richmond
1957	24	286	Chicago Cardinals	Ron Klim	C	West Virginia	1964	10	134	Detroit Lions	Glenn Holton	HB	West Virginia
1957	29	341	Cleveland Browns	Bill Trozzo	T	West Virginia	1964	11	150	Pittsburgh Steelers	Robert Soleau	LB	William & Mary
1957	30	358	Detroit Lions	Mike Shill	T	Furman	1964	12	156	Philadelphia Eagles	John Sapinsky	T	William & Mary
1958	1	7	Chicago Bears	Chuck Howley	LB	West Virginia	1964	13	177	St. Louis Cardinals	Jake Adams	E	Virginia Tech
1958	2	16	Washington Redskins	Mike Sommer	HB	George Washington	1965	3	29	San Francisco 49ers	Bob Schweickert	QB	Virginia Tech
1958	2	20	Pittsburgh Steelers	Larry Krutko	FB	West Virginia	1965	6	75	Dallas Cowboys	Sonny Utz	FB	Virginia Tech
1958	3	35	Baltimore Colts	Joe Nicely	G	West Virginia	1965	15	198	San Francisco 49ers	Joe Pabian	T	West Virginia
1958	8	89	Chicago Bears	Ed Rutsch	T	George Washington	1966	1	3	Pittsburgh Steelers	Dick Leftridge	FB	West Virginia
1958	10	121	Detroit Lions	Elliot Schaubach	T	William & Mary	1966	6	86	Dallas Cowboys	Bob Dunlevy	E	West Virginia
1958	11	130	Baltimore Colts	Bobby Jordan	B	VMI	1966	15	225	Detroit Lions	Bill Sullivan	DE	West Virginia
1958	13	148	Philadelphia Eagles	Mickey Trimarki	QB	West Virginia	1967	3	63	Chicago Bears	Garry Lyle	DB	George Washington
1958	17	197	Chicago Bears	Dick Eaton	C	Richmond	1967	10	254	St. Louis Cardinals	Lavern Barrs	DB	Furman
1958	17	198	Washington Redskins	Fred Wilt	T	Richmond	1968	3	58	Denver Broncos	Garrett Ford	RB	West Virginia
1958	19	221	Chicago Bears	Bill Chancey	E	West Virginia	1968	5	117	Washington Redskins	Mike Bragg	P	Richmond
1958	24	281	Chicago Bears	Russ Moon	T	Virginia Tech	1968	10	258	Philadelphia Eagles	John Mallory	DB	West Virginia
1959	3	32	Chicago Bears	Pete Johnson	DB	VMI	1968	13	336	Buffalo Bills	Dan Darragh	QB	William & Mary
1959	4	42	Detroit Lions	Art Brandriff	B	VMI	1968	14	366	Philadelphia Eagles	Dan Williamson	LB	West Virginia
1959	6	65	Washington Redskins	Jim McFalls	T	VMI	1968	14	373	Dallas Cowboys	Ron Williams*	DB	West Virginia
1959	6	67	Detroit Lions	Dick Guesman	DT	West Virginia	1968	16	412	Denver Broncos	Adin Brown	LB	William & Mary
1959	13	146	Chicago Cardinals	Pat Lamberti	E	Richmond	1969	16	415	Baltimore Colts	Jim McMillan	RB	The Citadel



North Carolina's Charlie Justice was drafted by the Washington Redskins in 1950. In 1961, he was inducted into the College Football Hall of Fame.



Maryland's Dick Modzelewski was a second-round pick of the Washington Redskins in 1953. He was elected to the College Football Hall of Fame in 1993.



The New York Giants drafted West Virginia's Sam Huff in the third round in 1956. Huff went on to become a five-time Pro Bowler during his Hall of Fame career.

# NFL DRAFT PICKS



Appalachian State's Dino Hackett was a second-round pick by the Kansas City Chiefs in 1986. The linebacker went 35th overall.



Chattanooga's Terrell Owens was picked in the third round of the 1996 draft by the San Francisco 49ers to start his Pro Football Hall of Fame career.



Samford defensive back Jaquiski Tartt was drafted in the second round by the San Francisco 49ers in 2015.

#SoConFB

Year	Rd.	Sel.	Team	Name	Pos.	School	Year	Rd.	Sel.	Team	Name	Pos.	School
1969	17	417	Buffalo Bills	Wayne Lineberry	LB	East Carolina	1992	6	141	Indianapolis Colts	Shoun Habersham	WR	Chattanooga
1969	17	425	Denver Broncos	Buster O'Brien	QB	Richmond	1992	7	178	Seattle Seahawks	Mike Frier	DT	Appalachian State
1970	1	12	Atlanta Falcons	John Small	LB	The Citadel	1992	8	207	Seattle Seahawks	Muhammad Shamsid-Deen	RB	Chattanooga
1970	1	15	San Diego Chargers	Walker Gillette	WR	Richmond	1992	11	299	Dallas Cowboys	Pumpy Tudors	P	Chattanooga
1970	7	161	Buffalo Bills	Wayne Fowler	T	Richmond	1993	3	67	Atlanta Falcons	Harold Alexander	P	Appalachian State
1970	7	174	Baltimore Colts	Gordon Slade	QB	Davidson	1993	6	162	Pittsburgh Steelers	Willie Williams	DB	Western Carolina
1970	17	416	Chicago Bears	Joe Brunson	DT	Furman	1993	8	198	New England Patriots	Troy Brown	WR	Marshall
1971	3	61	St. Louis Cardinals	Jim Livesay	WR	Richmond	1994	6	179	Minnesota Vikings	Andrew Jordan	TE	Western Carolina
1971	11	280	Los Angeles Rams	Charlie Richards	QB	Richmond	1995	5	170	Green Bay Packers	Travis Jervey	RB	The Citadel
1971	14	364	Baltimore Colts	Mike Mikolayunas	WR	Davidson	1996	3	71	Tampa Bay Buccaneers	Donnie Abraham	CB	ETSU
1971	15	383	Oakland Raiders	Andy Giles	DE	William & Mary	1996	3	87	Buffalo Bills	Matt Stevens	DB	Appalachian State
1972	9	223	Atlanta Falcons	Ray Easterling	DB	Richmond	1996	3	89	San Francisco 49ers	Terrell Owens	WR	Chattanooga
1972	14	358	Oakland Raiders	Dennis Cambal	TE	William & Mary	1996	6	195	New England Patriots	Mario Orien	RB	Chattanooga
1972	15	389	Miami Dolphins	Bill Davis	DT	William & Mary	1997	3	65	Dallas Cowboys	Dexter Coakley	LB	Appalachian State
1973	11	272	New York Jets	David Knight	WR	William & Mary	1997	5	155	Philadelphia Eagles	Luther Broughton	TE	Furman
1973	16	391	Houston Oilers	Tom Dameron	WR	East Carolina	2000	4	108	San Francisco 49ers	John Keith	DB	Furman
1973	17	438	Dallas Cowboys	Les Strayhorn	RB	East Carolina	2000	5	159	Jacksonville Jaguars	Kiwaukee Thomas	DB	Georgia Southern
1974	1	12	Green Bay Packers	Barty Smith	RB	Richmond	2000	7	208	Kansas City Chiefs	Des Kitchings	WR	Furman
1974	4	80	New York Giants	Carl Summerell	QB	East Carolina	2001	7	235	Jacksonville Jaguars	Richmond Flowers	WR	Chattanooga
1974	4	95	Buffalo Bills	Carlester Crumpler	RB	East Carolina	2001	7	243	Kansas City Chiefs	Terrell Sands	DT	Chattanooga
1974	15	369	Baltimore Colts	Pat Kelly	LB	Richmond	2001	7	215	Atlanta Falcons	Corey Hall	DB	Appalachian State
1974	16	405	Kansas City Chiefs	Barry Beers	G	William & Mary	2002	6	199	Chicago Bears	Adrian Peterson	RB	Georgia Southern
1975	9	210	New York Giants	Mike Mahoney	WR	Richmond	2003	6	179	Jacksonville Jaguars	David Young	SS	Georgia Southern
1975	9	232	Oakland Raiders	Harry Knight	QB	Richmond	2005	7	222	Washington Redskins	Nehemiah Broughton	RB	The Citadel
1975	12	298	Philadelphia Eagles	Dick Pawlewicz	RB	William & Mary	2006	5	148	Green Bay Packers	Ingle Martin	QB	Furman
1976	9	244	New York Jets	Ronnie Moore	WR	VMI	2007	7	251	Jacksonville Jaguars	Chad Nkang	LB	Elon
1976	16	447	Detroit Lions	Craig McCurdy	LB	William & Mary	2008	2	58	Tampa Bay Buccaneers	Dexter Jackson	WR	Appalachian State
1977	6	166	Detroit Lions	Reggie Pinkney	DB	East Carolina	2008	5	146	Detroit Lions	Jerome Felton	RB	Furman
1977	8	206	Green Bay Packers	David Whitehurst	QB	Furman	2008	6	177	Cincinnati Bengals	Corey Lynch	SS	Appalachian State
1977	11	304	Baltimore Colts	Brian Ruff	LB	The Citadel	2009	5	138	Atlanta Falcons	William Middleton	CB	Furman
1978	4	103	Cleveland Browns	Pete Pullara	G	Chattanooga	2010	3	88	Arizona Cardinals	Andre Roberts	WR	The Citadel
1980	10	257	Atlanta Falcons	Walt Bellamy	DB	VMI	2010	3	89	Carolina Panthers	Armani Edwards	WR	Appalachian State
1980	10	259	Buffalo Bills	Greg Cater	P	Chattanooga	2011	4	128	Pittsburgh Steelers	Cortez Allen	DB	The Citadel
1981	9	226	St. Louis Cardinals	Stump Mitchell	RB	The Citadel	2011	5	137	Cleveland Browns	Buster Skrine	DB	Chattanooga
1982	5	125	St. Louis Cardinals	Earl Ferrell	RB	ETSU	2011	5	156	Seattle Seahawks	Mark LeGree	DB	Appalachian State
1982	10	259	St. Louis Cardinals	Eddie McGill	TE	Western Carolina	2011	5	163	San Francisco 49ers	Daniel Kilgore	OL	Appalachian State
1982	11	286	Minnesota Vikings	Curtis Rouse	G	Chattanooga	2011	6	186	Green Bay Packers	D.J. Smith	LB	Appalachian State
1983	7	186	Minnesota Vikings	Carl Lee	DB	Marshall	2012	2	33	St. Louis Rams	Brian Quick	WR	Appalachian State
1984	3	65	Cincinnati Bengals	Stanford Jennings	RB	Furman	2012	5	162	New Orleans Saints	Corey White	S	Samford
1984	6	151	New England Patriots	Ernest Gibson	DB	Furman	2012	7	243	Green Bay Packers	B.J. Coleman	QB	Chattanooga
1984	9	236	Buffalo Bills	Leroy Howell	DE	Appalachian State	2013	3	80	Dallas Cowboys	J.J. Wilcox	DB	Georgia Southern
1984	12	311	New York Giants	Lawrence Green	LB	Chattanooga	2013	5	165	Detroit Lions	Sam Martin	P	Appalachian State
1985	10	271	St. Louis Cardinals	Dinky Williams	RB	Furman	2013	7	210	Jacksonville Jaguars	Demetrius McCray	DB	Appalachian State
1985	11	305	Seattle Seahawks	Louis Cooper	LB	Western Carolina	2013	7	223	Pittsburgh Steelers	Nicholas Williams	DT	Samford
1986	2	35	Kansas City Chiefs	Dino Hackett	LB	Appalachian State	2013	7	238	Baltimore Ravens	Aaron Mellette	WR	Elon
1986	4	90	Kansas City Chiefs	Chas Fox	WR	Furman	2014	3	96	Minnesota Vikings	Jerick McKinnon	RB	Georgia Southern
1986	9	233	Philadelphia Eagles	Clyde Simmons	DE	Western Carolina	2014	4	137	New York Jets	Dakota Dozier	OL	Furman
1987	9	246	Tampa Bay Buccaneers	Greg Davis	P	The Citadel	2014	7	252	Cincinnati Bengals	Lavelle Westbrook	DB	Georgia Southern
1988	5	135	Buffalo Bills	Kirk Roach	K	Western Carolina	2015	2	46	San Francisco 49ers	Jaquiski Tartt	S	Samford
1988	7	188	Cleveland Browns	Thane Gash	DB	ETSU	2015	5	148	New Orleans Saints	Davis Tull	DE	Chattanooga
1988	10	265	New York Giants	Steve Wilkes	DB	Appalachian State	2016	2	62	Carolina Panthers	James Bradberry	DB	Samford
1989	4	101	Seattle Seahawks	Travis McNeal	TE	Chattanooga	2017	6	217	Tennessee Titans	Corey Levin	OL	Chattanooga
1989	4	112	San Francisco 49ers	Michael Barber	WR	Marshall	2018	7	243	New England Patriots	Keion Crossen	DB	Western Carolina
1989	6	144	Pittsburgh Steelers	Mark Stock	WR	VMI	2022	1	29	New England Patriots	Cole Strange	OL	Chattanooga
1989	6	164	Buffalo Bills	Sean Doctor	RB	Marshall	2022	5	162	Denver Broncos	Montrell Washington	WR	Samford
1989	12	313	Atlanta Falcons	Tony Bowick	NT	Chattanooga							
1990	5	124	Kansas City Chiefs	Derrick Graham	T	Appalachian State							
1990	7	193	San Diego Chargers	Keith Collins	DB	Appalachian State							
1991	4	108	Dallas Cowboys	Tony Hill	DE	Chattanooga							
1991	12	331	Miami Dolphins	Joe Brunson	DT	Chattanooga							
1992	5	122	Seattle Seahawks	Gary Dandridge	DB	Appalachian State							

\* played basketball, not football, for West Virginia



## NCAA STATISTICAL CHAMPIONS (INDIVIDUAL)

**All-purpose yards average**  
189.6, Otis Washington (WCU), 1988  
210.3, DaVon Fowlkes (APP), 2004  
213.0, Detrez Newsome (WCU), 2016  
170.67, Detrez Newsome (WCU), 2017  
176.18, Montrell Washington (SAM), 2021

**Combined kick returns**  
985, Montrell Washington (SAM), 2021

**Field goals made per game**  
2.16, Kirk Roach (WCU), 1986  
2.0, Matt Vick (UTC), 2000  
1.83, Andrew Wilcox (Elon), 2008  
1.82, Anthony Pistelli (SAM), 2015

**Field goal percentage**  
1.000, Walker Gliarmis (WOF), 2020-21  
1.000, Richard McCollum (WCU), 2021

**Forced fumbles per game**  
0.42, Jayden Pauling (WCU), 2019

**Interceptions per game**  
1.0, Jim Bolding (ECU), 1975  
0.77, Mark LeGree (APP), 2008

**Kickoff return average**  
21.4, Sam Woolwine (VMI), 1955  
36.4, Tony Ball (UTC), 1977  
32.1, Josh Cole (FUR), 1995  
34.6, Randy Moss (MAR), 1996  
33.1, Richard Holland (VMI), 2000  
37.2, Brian Bratton (FUR), 2001  
35.9, Jerodis Williams (FUR), 2012  
29.8, T.J. Luther (WOF), 2020-21

**Passing completions per game**  
31.45, Scott Riddle (Elon), 2007  
31.25, Devlin Hodges (Samford), 2016  
28.92, Devlin Hodges (Samford), 2017  
35.27, Devlin Hodges (Samford), 2018

**Pass completion percentage**  
68.5, Jacob Huesman (UTC), 2014  
69.4, Devlin Hodges (SAM), 2015  
70.5, Devlin Hodges (SAM), 2018

**Passing efficiency**  
170.9, Bobby Lamb (FUR), 1985  
181.3, Michael Payton (MAR), 1991  
172.4, Chris Forcier (FUR), 2011

**Passing yards**  
4,283, Devlin Hodges (Samford), 2018

**Passing yards per completion**  
15.66, Drayton Arnold (UTC), 2020-21

**Passing yards per game**  
347.00, Scott Riddle (Elon), 2007  
389.36, Devlin Hodges (Samford), 2018

**Points responsible for per game**  
21.8, Devlin Hodges (SAM), 2018

**Punting**  
44.6, Pat Velarde (MAR), 1983  
43.3, Steve Kornegay (WCU), 1984  
44.6, Greg Davis (CIT), 1986  
43.3, Pumpy Tudors (UTC), 1989  
47.0, Harold Alexander (APP), 1991  
44.5, Harold Alexander (APP), 1992

**Punt return average**  
13.8, Mike Sommer (GWU), 1955  
19.21, Andre Roberts (CIT), 2008  
21.9, Montrell Washington (SAM), 2021

**Punt return touchdowns**  
3, Chandler Curtis (MER), 2014  
2, Montrell Washington (SAM), 2021

**Receptions**  
78, Mike Barber (MAR), 1987  
113, Aaron Mellette (Elon), 2011

**Receptions per game**  
8.7, Mike Mikolayunas (DAV), 1970  
6.6, Wayne Tolleson (WCU), 1977  
8.1, Jeff Johnson (TSU), 1994  
9.4, DaVon Fowlkes (APP), 2004  
10.64, Terrell Hudgins (Elon), 2007  
10.25, Terrell Hudgins (Elon), 2009  
10.27, Aaron Mellette (Elon), 2011  
10.1, Karel Hamilton (Samford), 2016

**Receiving yards per game**  
147.1, DaVon Fowlkes (APP), 2004  
134.0, Terrell Hudgins (Elon), 2007  
136.08, Terrell Hudgins (Elon), 2009  
149.00, Aaron Mellette (Elon), 2011  
122.2, Jacob Herres (VMI), 2020-21

**Rushing yards per game**  
189.0, Louis Ivory (FUR), 2001  
119.5, Quay Holmes (ETSU), 2021

**Sacks per game**  
1.09, Josh Beard (UTC), 2009  
1.50, Adrian Hope (FUR), 2018

**Scoring**  
15.8, Adrian Peterson (GSU), 1999  
12.7, Chaz Williams (GSU), 2004

**Tackles per game**  
10.2, Chad Nkang (Elon), 2005

**Total offense**  
417.8, Devlin Hodges (SAM), 2018

**Total receiving yards**  
1,474, Terrell Hudgins (Elon), 2007  
1,633, Terrell Hudgins (Elon), 2009  
1,639, Aaron Mellette (Elon), 2011  
978, Jacob Herres (VMI), 2020-21

**Solo tackles per game**  
8.73, Chris Camacho (UTC), 2007  
6.70, Bryce Smith (SAM), 2009

**Yards per pass attempt**  
10.56, P.J. Blazejewski, Furman, 2017



Elon's Aaron Mellette led the nation in receptions (113), receptions per game (10.27), receiving yards per game (149.00) and total receiving yards (1,639) in 2011.

## NCAA STATISTICAL CHAMPIONS (TEAM)

**Total offense**  
551.7, Georgia Southern, 1999  
488.33, Appalachian State, 2007

**Rushing offense per game**  
289.1, Furman, 1983  
316.9, VMI, 1991  
345.5, The Citadel, 1992  
382.0, The Citadel, 1994  
419.0, Georgia Southern, 1999  
323.6, Georgia Southern, 2001  
386.2, Georgia Southern, 2002  
335.6, Georgia Southern, 2003  
369.9, Georgia Southern, 2004  
386.8, Georgia Southern, 2005  
326.27, Georgia Southern, 2007  
399.4, Georgia Southern, 2012  
348.2, The Citadel, 2016

**Passing efficiency**  
173.5, Georgia Southern, 2004  
169.92, Wofford, 2008

**Pass completion percentage**  
67.6, Chattanooga, 2014  
69.7, Samford, 2015  
70.2, Samford, 2018

**Passing offense**  
392.7, Samford, 2018

**Passing yards per completion**  
20.04, The Citadel, 2017  
18.42, The Citadel, 2018

**Passes had intercepted**  
3, Wofford, 2017

**Scoring offense per game**  
42.4, Marshall, 1992  
50.0, Georgia Southern, 1999  
47.0, Georgia Southern, 2004

**Sacks allowed per game**  
0.42, Wofford, 2008  
0.21, Wofford, 2016  
0.54, Furman, 2017  
0.33, Wofford, 2019

**Time of possession**  
34:19, The Citadel, 2017

**Passing defense**  
104.4, Chattanooga, 1989  
132.8, Furman, 2003  
132.2, Western Carolina, 2005  
139.1, Samford, 2014  
99.6, Chattanooga, 2020-21

**Scoring defense per game**  
9.9, Appalachian State, 1985  
9.7, Furman, 1988  
13.0, The Citadel, 1992

**Net punting average**  
42.9, Marshall, 1994  
44.5, Marshall, 1996  
41.5, Western Carolina, 1998  
41.6, Wofford, 2016  
40.58, Mercer, 2018

**Punt return average**  
19.67, The Citadel, 2008  
19.41, Samford, 2019

**Kickoff return average**  
26.8, Western Carolina, 1993  
27.1, Furman, 1997  
27.4, Western Carolina, 2005

**Kick return defense**  
14.41, Mercer, 2017

**Fumbles lost**  
3, Samford, 2009

**Fumbles recovered**  
16, Mercer, 2017

**Turnovers lost**  
11, Wofford, 2008  
10, Mercer, 2015  
10, ETSU, 2016

**Turnover margin**  
+1.64, Wofford, 2003

**First downs per game**  
24.50, Appalachian State, 2009

**Fourth down efficiency**  
83.3%, Georgia Southern, 2007  
81.82%, Furman, 2009

**Fourth down efficiency defense**  
9.09%, Samford, 2009

**Fewest penalties**  
38, VMI, 2017  
38, Mercer, 2021

**Fewest penalties per game**  
2.92, The Citadel, 2013  
3.27, Mercer, 2015  
3.15, Furman, 2017  
3.64, Furman, 2021

**Fewest penalty yards**  
332, VMI, 2017  
322, Mercer, 2021

**Fewest penalty yards per game**  
30.18, VMI, 2017  
24.71, Furman, 2020-21  
31.55, Wofford, 2021

**Blocked kicks allowed**  
0, Chattanooga, 2017  
0, Samford, 2018  
0, Samford, 2019  
0, VMI, 2019  
0, Wofford, 2019  
0, ETSU, 2020-21  
0, Chattanooga, 2020-21  
0, VMI, 2020-21  
0, Wofford, 2020-21  
0, The Citadel, 2021  
0, ETSU, 2021  
0, Samford, 2021  
0, Chattanooga, 2021  
0, Wofford, 2021

**Blocked punts allowed**  
0, The Citadel, 2017  
0, Chattanooga, 2017  
0, Furman, 2018  
0, Samford, 2018  
0, The Citadel, 2019  
0, ETSU, 2019  
0, Furman, 2019  
0, Samford, 2019  
0, VMI, 2019  
0, Western Carolina, 2019  
0, Wofford, 2019  
0, The Citadel, 2020-21  
0, ETSU, 2020-21  
0, Samford, 2020-21  
0, Chattanooga, 2020-21  
0, VMI, 2020-21  
0, Western Carolina, 2020-21  
0, Wofford, 2020-21  
0, The Citadel, 2021  
0, ETSU, 2021  
0, Furman, 2021  
0, Samford, 2021  
0, Chattanooga, 2021  
0, Wofford, 2021

## SOCON TEAMS IN OVERTIME

Date	Result
Dec. 1, 1990	Nevada-Reno 42, Furman 35 (3OT)
Oct. 19, 1991	Appalachian State 26, Furman 23 (3OT)
Nov. 2, 1991	Marshall 27, Western Carolina 24 (3OT)
Nov. 21, 1992	VMI 37, Chattanooga 34
Oct. 16, 1993	VMI 35, Chattanooga 29 (2OT)
Nov. 19, 1994	VMI 26, Appalachian State 23
Nov. 26, 1994	Appalachian State 17, New Hampshire 10
Nov. 16, 1996	VMI 34, The Citadel 27 (2OT)
Oct. 11, 1997	The Citadel 23, ETSU 20
Sept. 26, 1998	Western Carolina 31, ETSU 24
Oct. 3, 1998	Appalachian State 30, Wake Forest 27
Oct. 24, 1998	ETSU 22, Furman 19 (2OT)
Nov. 6, 1999	Samford 35, Western Carolina 32
Nov. 6, 1999	Chattanooga 30, The Citadel 27
Nov. 27, 1999	Massachusetts 30, Furman 23
Nov. 4, 2000	Chattanooga 20, The Citadel 13
Nov. 18, 2000	Furman 45, Chattanooga 44
Dec. 9, 2000	Montana 19, Appalachian State 16
Oct. 13, 2001	VMI 19, Chattanooga 16
Nov. 3, 2001	The Citadel 20, Chattanooga 17 (2OT)
Oct. 5, 2002	Wofford 27, Chattanooga 21
Sept. 11, 2003	ETSU 14, Tennessee-Martin 7
Sept. 25, 2004	Gardner-Webb 26, Western Carolina 20
Sept. 25, 2004	Pittsburgh 41, Furman 38
Sept. 3, 2005	Chattanooga 30, Tennessee Tech 23
Sept. 3, 2005	Georgia Southern 41, Northeastern 38
Sept. 25, 2005	Furman 44, Hofstra 41 (2OT)
Oct. 15, 2005	Furman 39, The Citadel 31 (3OT)
Sept. 9, 2006	Charleston Southern 38, The Citadel 35 (2OT)
Oct. 14, 2006	Chattanooga 17, Western Carolina 14
Oct. 21, 2006	Appalachian State 27, Georgia Southern 20 (2OT)
Oct. 21, 2006	Furman 28, Chattanooga 22
Oct. 21, 2006	The Citadel 30, Western Carolina 27
Nov. 18, 2006	Central Arkansas 34, Georgia Southern 31
Sept. 22, 2007	Chattanooga 45, Georgia Southern 38
Oct. 13, 2007	The Citadel 54, Furman 51
Oct. 13, 2007	Elon 36, Georgia Southern 33 (2OT)
Sept. 13, 2008	Georgia Southern 34, Northeastern 27
Sept. 27, 2008	Wofford 38, Georgia Southern 37
Oct. 25, 2008	Georgia Southern 38, Western Carolina 31
Nov. 1, 2008	Georgia Southern 44, The Citadel 41 (3OT)
Oct. 3, 2009	Appalachian State 30, The Citadel 27
Sept. 18, 2010	Richmond 27, Elon 21
Nov. 6, 2010	Georgia Southern 21, Appalachian State 14
Sept. 24, 2011	Elon 18, The Citadel 15
Sept. 8, 2012	Coastal Carolina 47, Furman 45 (3OT)
Oct. 27, 2012	Georgia Southern 39, Chattanooga 31 (3OT)
Nov. 3, 2012	Samford 24, Wofford 17 (2OT)
Nov. 10, 2012	Wofford 16, Chattanooga 13
Dec. 1, 2012	Illinois State 38, Appalachian State 37
Oct. 5, 2013	The Citadel 31, Appalachian State 28
Oct. 26, 2013	Western Carolina 27, Elon 24
Nov. 16, 2013	Samford 17, Chattanooga 14
Sept. 6, 2014	Jacksonville State 26, Chattanooga 23
Oct. 4, 2014	Coastal Carolina 37, Furman 31(2OT)
Oct. 11, 2014	The Citadel 63, Charlotte 56 (2OT)
Oct. 18, 2014	Gardner-Webb 47, VMI 41 (2OT)
Nov. 8, 2014	The Citadel 42, Furman 35
Oct. 3, 2015	Wofford 34, Mercer 33
Oct. 3, 2015	Bucknell 28, VMI 22
Nov. 14, 2015	Mercer 27, Furman 20
Dec. 5, 2015	Jacksonville State 41, Chattanooga 35
Sept. 3, 2016	ETSU 20, Kennesaw State 17 (2OT)
Sept. 24, 2016	VMI 23, Bucknell 17 (3OT)
Oct. 1, 2016	Mercer 33, VMI 30
Oct. 22, 2016	The Citadel 24, Wofford 21
Nov. 5, 2016	The Citadel 37, Samford 34
Dec. 10, 2016	Youngstown State 30, Wofford 23 (2OT)
Sept. 23, 2017	ETSU 26, Mercer 23
Oct. 7, 2017	Wofford 35, Western Carolina 28
Nov. 4, 2017	Wofford 24, Chattanooga 21 (2OT)
Sept. 8, 2018	Chattanooga 29, The Citadel 28

Date	Result
Oct. 27, 2018	ETSU 45, Western Carolina 43 (3OT)
Aug. 31, 2019	Tennessee Tech 59, Samford 58 (2OT)
Sept. 14, 2019	The Citadel 27, Georgia Tech 24
Sept. 14, 2019	VMI 31, ETSU 24
Sept. 28, 2019	Samford 61, The Citadel 55 (4OT)
Oct. 12, 2019	VMI 48, Samford 41
Oct. 26, 2019	Wofford 35, Chattanooga 34
Nov. 2, 2019	Mercer 36, Samford 33 (3OT)
Nov. 9, 2019	Western Carolina 23, ETSU 20
March 6, 2021	Chattanooga 25, The Citadel 24
March 6, 2021	Furman 44, Samford 37
March 20, 2021	VMI 38, Samford 37
Sept. 25, 2021	ETSU, 55, Samford 48
Nov. 13, 2021	The Citadel 45, Wofford 44
Oct. 9, 2021	VMI 37, Chattanooga 34



VMI's Daz Palmer ran for a 12-yard touchdown in the third overtime as the Keydets downed Bucknell on the road, 23-17, on Sept. 24, 2016.

### Current league members' overtime records

School	Record	Win pct.
The Citadel	11-11	.500
ETSU	6-4	.600
Furman	5-10	.333
Mercer	3-2	.600
Samford	3-6	.333
Chattanooga	7-15	.318
VMI*	10-5	.667
Western Carolina	3-8	.273
Wofford	7-4	.636
<b>Total</b>	<b>55-65</b>	<b>.458</b>

\* includes two losses as a member of the Big South Conference

# FINAL NATIONAL RANKINGS



## 1982 (NCAA)

1. Eastern Kentucky
2. Louisiana Tech
3. Delaware
4. Tennessee State
5. Eastern Illinois
6. **Furman**
7. South Carolina State
8. Jackson State
9. Colgate
10. Grambling
11. Idaho
12. Northern Illinois
13. Holy Cross
14. Bowling Green
15. Boise State
16. Western Illinois
17. **Chattanooga**
18. Northwestern State
19. Montana
20. Lafayette

## 1983 (NCAA)

1. Southern Illinois
2. **Furman**
3. Holy Cross
4. North Texas State
5. Indiana State
6. Eastern Illinois
7. Colgate
8. Eastern Kentucky
9. **Western Carolina**
10. Grambling
11. Nevada-Reno
12. Idaho State
- T13. Boston University
- T13. Northeast Louisiana
15. Jackson State
16. Middle Tennessee
17. Tennessee State
18. South Carolina State
19. Mississippi Valley
20. New Hampshire

## 1984 (NCAA)

1. Alcorn State
- T2. Montana State
- T2. Rhode Island
4. Boston University
5. Indiana State
- T6. Middle Tennessee
- T6. Mississippi Valley
8. Eastern Kentucky
9. Louisiana Tech
10. Arkansas State
11. New Hampshire
12. Richmond
13. Murray State
14. **Western Carolina**
15. Holy Cross
16. **Furman**
17. **Chattanooga**
18. Northern Iowa
19. Delaware
20. McNeese State

## 1985 (NCAA)

1. Middle Tennessee
- T2. **Furman**
- T2. Nevada-Reno
4. Northern Iowa
5. Idaho
6. Arkansas State
7. Rhode Island
8. Grambling
9. Georgia Southern
10. Akron
11. Eastern Washington
- T12. **Appalachian State**
- T12. Delaware State
14. Louisiana Tech
15. Jackson State
16. William & Mary
17. Murray State
18. Richmond
19. Eastern Kentucky

20. Alcorn State

## 1986 (NCAA)

1. Nevada-Reno
2. Arkansas State
3. Eastern Illinois
4. Georgia Southern
5. Holy Cross
6. **Appalachian State**
7. Pennsylvania
8. William & Mary
9. Jackson State
10. Eastern Kentucky
11. Sam Houston State
12. Nicholls State
13. Delaware
14. Tennessee State
15. **Furman**
16. Idaho
17. Southern Illinois
18. Murray State
19. Connecticut
20. North Carolina A&T

## 1986 (TSN)

1. Nevada-Reno
2. Arkansas State
3. Eastern Illinois
4. Georgia Southern
5. **Appalachian State**
6. Holy Cross
7. Pennsylvania
8. Tennessee State
9. Jackson State
10. William & Mary
11. Nicholls State
12. Eastern Kentucky
13. Sam Houston State
14. Delaware
15. **Furman**
16. North Carolina A&T
17. Murray State
18. Cornell
19. Idaho
20. Northern Arizona

## 1987 (NCAA)

1. Holy Cross
2. **Appalachian State**
3. Northeast Louisiana
4. Northern Iowa
5. Idaho
6. Georgia Southern
7. Eastern Kentucky
8. James Madison
9. Jackson State
10. Weber State
11. Western Kentucky
12. Arkansas State
13. Maine
14. **Marshall**
15. Youngstown State
16. North Texas
17. Richmond
18. Howard
19. Sam Houston State
20. Delaware State

## 1987 (TSN)

1. Holy Cross
2. **Appalachian State**
3. Northeast Louisiana
4. Georgia Southern
5. Eastern Kentucky
6. Northern Iowa
7. Idaho
8. Weber State
9. Arkansas State
10. James Madison
11. North Texas
12. Jackson State
13. Howard
14. Western Kentucky
15. **Marshall**
17. **Furman**

18. Youngstown State
19. Harvard
20. Sam Houston State

## 1988 (NCAA)

1. Idaho
2. Georgia Southern
3. Western Illinois
4. **Furman**
5. Jackson State
6. **Marshall**
7. Eastern Kentucky
8. NW Louisiana
9. Stephen F. Austin
- T10. Massachusetts
- T12. Boise State
- T12. Western Kentucky
14. **The Citadel**
15. Delaware
16. Montana
17. Middle Tennessee
18. Florida A&M
19. Holy Cross
20. Grambling

## 1988 (TSN)

1. Idaho
2. Georgia Southern
3. Western Illinois
4. **Furman**
5. **Marshall**
6. Northwestern State
7. Jackson State
8. Stephen F. Austin
9. Eastern Kentucky
10. North Texas
11. Montana
12. **The Citadel**
- T13. Boise State
- T13. Western Kentucky
15. Massachusetts
16. Holy Cross
17. Grambling
18. Delaware
19. Florida A&M
20. Pennsylvania

## 1989 (NCAA)

1. Georgia Southern
2. **Furman**
3. Stephen F. Austin
- T4. Holy Cross
- T4. Idaho
6. Montana
7. **Appalachian State**
8. Maine
9. Southwest Missouri St.
- T10. Middle Tennessee
- T10. William & Mary
12. Eastern Kentucky
13. Grambling
14. Youngstown State
15. Eastern Illinois
16. Villanova
17. Jackson State
18. Connecticut
19. Nevada-Reno
20. Northern Iowa

## 1989 (TSN)

1. Georgia Southern
2. **Furman**
- T3. Idaho
- T3. Stephen F. Austin
5. Montana
6. Holy Cross
7. **Appalachian State**
8. Middle Tennessee
9. Maine
- T9. Southwest Missouri St.
11. Eastern Kentucky
12. William & Mary
13. Eastern Illinois
14. Youngstown State
15. Grambling

16. Villanova
17. Jackson State
18. Yale
19. Northern Iowa
20. Nevada-Reno

## 1990 (NCAA)

1. Middle Tennessee
2. Youngstown State
3. Georgia Southern
4. Nevada-Reno
5. Eastern Kentucky
6. Southwest Missouri St.
7. William & Mary
8. Holy Cross
9. Massachusetts
10. Boise State
11. Northern Iowa
12. **Furman**
13. Idaho
14. Northeast Louisiana
15. **The Citadel**
16. Jackson State
17. Dartmouth
18. UCF
- T19. New Hampshire
- T19. North Carolina A&T

## 1990 (TSN)

1. Youngstown State
2. Middle Tennessee
3. Nevada-Reno
4. Eastern Kentucky
5. Georgia Southern
6. William & Mary
7. Southwest Missouri St.
8. Holy Cross
9. **Furman**
10. Northern Iowa
11. Boise State
12. Massachusetts
13. Idaho
14. UCF
15. **The Citadel**
16. Jackson State
17. Dartmouth
18. Northeast Louisiana
19. North Carolina A&T
20. New Hampshire

## 1991 (NCAA)

1. Nevada-Reno
2. Eastern Kentucky
3. Holy Cross
4. Northern Iowa
5. Alabama State
6. Delaware
7. Villanova
8. **Marshall**
9. Middle Tennessee
10. Samford
11. New Hampshire
12. Sam Houston State
13. Youngstown State
14. Western Illinois
15. Weber State
16. James Madison
17. **Appalachian State**
18. Northeast Louisiana
19. McNeese State
- T20. **The Citadel**
- T20. **Furman**

## 1991 (TSN)

1. Nevada-Reno
2. Eastern Kentucky
3. Northern Iowa
4. Holy Cross
5. Delaware
6. Villanova
7. **Marshall**
8. Middle Tennessee
9. Alabama State
10. **Appalachian State**
11. New Hampshire
12. Samford

13. Weber State
14. Youngstown State
15. **Furman**
16. Sam Houston State
17. James Madison
18. Lehigh
19. Western Illinois
20. Northeast Louisiana

## 1992 (NCAA)

1. **The Citadel**
2. Northeast Louisiana
3. Northern Iowa
4. Middle Tennessee
5. Idaho
6. **Marshall**
7. Youngstown State
8. Delaware
9. Samford
10. Villanova
11. McNeese State
12. Eastern Kentucky
13. William & Mary
14. Eastern Washington
15. Florida A&M
16. **Appalachian State**
17. North Carolina A&T
18. Alcorn State
19. Liberty
20. Western Illinois

## 1992 (TSN)

1. **The Citadel**
2. Northeast Louisiana
3. Northern Iowa
4. Middle Tennessee
5. Idaho
6. Youngstown State
7. Delaware
8. Samford
9. **Marshall**
10. Eastern Kentucky
11. Villanova
12. William & Mary
13. McNeese State
14. Eastern Washington
15. North Carolina A&T
16. **Appalachian State**
17. Grambling
18. Florida A&M
19. **Western Carolina**
20. Georgia Southern

## 1993 (TSN)

1. Troy State
2. **Georgia Southern**
3. Montana
4. Northeast Louisiana
5. McNeese State
6. Boston University
7. Youngstown State
8. Howard
9. **Marshall**
10. William & Mary
11. Idaho
12. UCF
13. Northern Iowa
14. Stephen F. Austin
15. Southern
16. Pennsylvania
17. Eastern Kentucky
18. Delaware
19. Western Kentucky
20. Eastern Washington
21. North Carolina A&T
22. Tennessee Tech
23. Alcorn State
24. Towson State
25. Massachusetts

## 1994 (TSN)

1. Youngstown State
2. Boise State
3. **Marshall**
4. Montana
5. Eastern Kentucky

# FINAL NATIONAL RANKINGS

6. McNeese State
7. James Madison
8. Idaho
9. **Appalachian State**
10. Boston University
11. Northern Iowa
12. Troy State
13. New Hampshire
14. Pennsylvania
15. North Texas
16. Middle Tennessee St.
17. Grambling
18. Alcorn State
19. William & Mary
20. UCF
21. Stephen F. Austin
22. Hofstra
23. South Carolina State
24. Western Illinois
25. Northern Arizona

**1995 (TSN)**

1. Montana
2. **Marshall**
3. McNeese State
4. Stephen F. Austin
5. **Appalachian State**
6. Delaware
7. Troy State
8. Southern
9. Murray State
10. Hofstra
11. **Georgia Southern**
12. Eastern Kentucky
13. Northern Illinois
14. Eastern Illinois
15. James Madison
16. Jackson State
17. Florida A&M
18. Idaho
19. William & Mary
20. Richmond
21. Boise State
22. Northern Arizona
23. Connecticut
24. Indiana State
25. Middle Tennessee St.

**1996 (TSN)**

1. **Marshall**
2. Montana
3. Northern Iowa
4. Troy State
5. William & Mary
6. Murray State
7. **ETSU**
8. Northern Arizona
9. **Furman**
10. Delaware
11. Jackson State
12. Villanova
13. Western Illinois
14. Florida A&M
15. Nicholls State
16. Eastern Illinois
17. New Hampshire
18. Youngstown State
19. Dartmouth
20. Howard
21. Stephen F. Austin
22. **Appalachian State**
23. Southwest Missouri St.
24. Dayton
25. James Madison

**1997 (TSN)**

1. Youngstown State
2. McNeese State
3. Delaware
4. Eastern Washington
5. Villanova
6. Western Illinois
7. Western Kentucky
8. **Georgia Southern**
9. Hampton
10. Florida A&M

11. Southern
12. Montana
13. Jackson State
14. Hofstra
15. Eastern Kentucky
16. Cal Poly-SLO
17. Northwestern St. (La.)
18. Stephen F. Austin
19. South Carolina State
20. Liberty
21. Eastern Illinois
22. **Appalachian State**
23. Dayton
24. Northeastern
25. Colgate

**1997 (ESPN)**

1. Youngstown State
2. McNeese State
3. Delaware
4. Eastern Washington
5. Villanova
6. Western Illinois
7. Western Kentucky
8. **Georgia Southern**
9. Montana
10. Hampton
11. Southern
12. Florida A&M
13. Jackson State
14. Northwestern State
15. Eastern Kentucky
16. Hofstra
17. Cal Poly SLO
18. Stephen F. Austin
19. Liberty
20. South Carolina State
21. Colgate
22. Eastern Illinois
23. **Appalachian State**
24. Northeastern
25. Dayton

**1998 (TSN)**

1. Massachusetts
2. **Georgia Southern**
3. Northwestern State
4. Western Illinois
5. Florida A&M
6. **Appalachian State**
7. Lehigh
8. McNeese State
9. Connecticut
10. Richmond
11. Hampton
12. Tennessee State
13. Troy State
14. Southern
15. Montana
16. Illinois State
17. William & Mary
18. Bethune-Cookman
19. Western Kentucky
20. Hofstra
21. Colgate
22. South Florida
23. Delaware
24. Murray State
25. Montana State

**1999 (TSN)**

1. **Georgia Southern**
2. Youngstown State
3. Illinois State
4. Florida A&M
5. Hofstra
6. Troy State
7. Massachusetts
8. Montana
9. **Appalachian State**
10. North Carolina A&T
11. Tennessee State
12. **Furman**
13. James Madison
14. Lehigh
15. Northern Iowa

16. Northern Arizona
17. Southern
18. Colgate
19. Jackson State
20. Portland State
21. Elon
22. Stephen F. Austin
23. South Florida
24. Villanova
25. Brown

**2000 (TSN)**

1. **Georgia Southern**
2. Montana
3. Delaware
4. **Appalachian State**
5. Western Kentucky
6. Richmond
7. Hofstra
8. Lehigh
9. Troy State
10. **Furman**
11. Youngstown State
12. Western Illinois
13. Grambling
14. Florida A&M
15. Portland State
16. McNeese State
17. Eastern Illinois
18. Weber State
19. Northern Iowa
20. Bethune-Cookman
21. North Carolina A&T
22. Tennessee Tech
23. **Wofford**
24. Illinois State
25. Southwest Texas State

**2001 (TSN)**

1. Montana
2. **Furman**
3. **Georgia Southern**
4. Northern Iowa
5. Lehigh
6. **Appalachian State**
7. Sam Houston State
8. Grambling
9. Eastern Illinois
10. Maine
11. Hofstra
12. Western Kentucky
13. McNeese State
14. Northwestern State
15. Youngstown State
16. Northern Arizona
17. William & Mary
18. Eastern Kentucky
19. Harvard
20. Villanova
21. Rhode Island
22. Florida A&M
23. Tennessee Tech
24. Penn
25. Tennessee State

**2002 (TSN)**

1. Western Kentucky
2. McNeese State
3. **Georgia Southern**
4. Villanova
5. Western Illinois
6. Maine
7. Montana
8. Grambling
9. **Furman**
10. **Appalachian State**
11. Northeastern
12. Fordham
13. Eastern Illinois
14. **Wofford**
15. Bethune-Cookman
16. Northwestern State
17. Penn
18. Idaho State
19. Montana State
20. Murray State

21. Eastern Kentucky
22. Gardner-Webb
23. Nicholls State
24. Southeast Missouri St.
25. Colgate

**2003 (TSN/CSTV)**

1. Delaware
2. Colgate
3. **Wofford**
4. Florida Atlantic
5. Northern Iowa
6. Western Illinois
7. Western Kentucky
8. McNeese State
9. Southern Illinois
10. Northern Arizona
11. Massachusetts
12. Pennsylvania
13. Southern
14. Montana
15. Bethune-Cookman
16. North Carolina A&T
17. Grambling
18. Jacksonville State
19. Northern Colorado
20. Northeastern
21. Montana State
22. Idaho State
23. Lehigh
24. **Georgia Southern**
25. Villanova

**2004 (TSN)**

1. James Madison
2. Montana
3. William & Mary
4. Sam Houston
5. **Furman**
6. New Hampshire
7. Delaware
8. Eastern Washington
9. Southern Illinois
10. **Georgia Southern**
11. Western Kentucky
12. Hampton
13. Harvard
14. Jacksonville State
15. Lehigh
16. Cal Poly
17. Northwestern State
18. **Wofford**
19. Lafayette
20. Alabama State
21. Pennsylvania
22. South Carolina State
23. North Dakota State
24. Coastal Carolina
25. Northern Iowa

**2005 (TSN)**

1. **Appalachian State**
2. Northern Iowa
3. **Furman**
4. Texas State
5. New Hampshire
6. Cal Poly
7. Southern Illinois
8. Richmond
9. **Georgia Southern**
10. Hampton
11. Grambling State
12. Montana
13. Eastern Washington
14. Youngstown State
15. Brown
16. Eastern Illinois
17. Nicholls State
18. Montana State
19. Massachusetts
20. South Carolina State
21. Lafayette
22. Illinois State
23. Colgate
24. Coastal Carolina
25. James Madison

**2006 (TSN)**

1. **Appalachian State**
2. Massachusetts
3. Montana
4. Youngstown State
5. North Dakota State
6. New Hampshire
7. Southern Illinois
8. Illinois State
9. James Madison
10. Montana State
11. Hampton
12. **Furman**
13. Tennessee-Martin
14. Coastal Carolina
15. Eastern Illinois
16. Cal Poly
17. Northern Iowa
18. Princeton
19. Portland State
20. San Diego
21. McNeese State
22. South Dakota State
23. **Wofford**
24. Central Arkansas
25. Yale

**2006 (CSN)**

1. **Appalachian State**
2. Massachusetts
3. Montana
4. Youngstown State
5. North Dakota State
6. New Hampshire
7. Southern Illinois
8. Illinois State
9. James Madison
10. Hampton
11. Montana State
12. **Furman**
13. Tennessee-Martin
14. Cal Poly
15. Coastal Carolina
16. Eastern Illinois
17. Princeton
18. San Diego
19. Northern Iowa
20. Portland State
21. South Dakota State
22. McNeese State
23. **Wofford**
24. Cal-Davis
25. Northern Arizona

**2007 (Coaches)**

1. **Appalachian State**
2. Delaware
3. Southern Illinois
4. Richmond
5. Northern Iowa
6. Massachusetts
7. James Madison
8. Eastern Washington
9. North Dakota State
10. **Wofford**
11. McNeese State
12. Montana
13. Eastern Kentucky
14. New Hampshire
15. Eastern Illinois
16. Delaware State
17. Youngstown State
18. **Georgia Southern**
19. Fordham
20. Harvard
21. Yale
22. South Dakota State
23. **Elon**
24. Grambling State
25. Dayton

**2007 (TSN)**

1. **Appalachian State**
2. Delaware
3. Southern Illinois
4. Northern Iowa

# FINAL NATIONAL RANKINGS



5. Richmond
6. **Wofford**
7. Massachusetts
8. Eastern Washington
9. North Dakota State
10. Montana
11. McNeese State
12. James Madison
13. Eastern Kentucky
14. New Hampshire
15. Delaware State
16. Youngstown State
17. **Georgia Southern**
18. Eastern Illinois
- T19. South Dakota State
- T19. Fordham
21. Harvard
22. Yale
23. **Elon**
24. Cal Poly
25. Grambling State

## 2008 (Coaches)

1. Richmond
2. Montana
3. James Madison
4. Northern Iowa
5. **Appalachian State**
6. Villanova
7. New Hampshire
8. Cal Poly
9. Weber State
10. Southern Illinois
11. **Wofford**
12. Central Arkansas
13. South Carolina State
14. Harvard
15. Liberty
16. Maine
17. Colgate
18. Eastern Kentucky
19. **Elon**
20. William & Mary
21. McNeese State
22. Jacksonville State
23. Texas State
24. Grambling State
25. Prairie View A&M

## 2008 (TSN)

1. Richmond
2. Montana
3. James Madison
4. Northern Iowa
5. **Appalachian State**
6. Villanova
7. Weber State
8. New Hampshire
9. **Wofford**
10. Cal Poly
11. Southern Illinois
12. Central Arkansas
13. South Carolina State
14. Liberty
15. Harvard
16. Colgate
17. **Elon**
18. Maine
19. Eastern Kentucky
20. William & Mary
21. McNeese State
22. Texas State
23. Jacksonville State
24. Grambling State
25. Prairie View

## 2009 (Coaches)

1. Villanova
2. Montana
- T3. **Appalachian State**
- T3. William & Mary
5. Richmond
6. Southern Illinois
7. New Hampshire
8. South Carolina State
9. Stephen F. Austin

10. **Elon**
11. South Dakota State
12. McNeese State
13. Eastern Washington
14. Holy Cross
15. Eastern Illinois
16. Jacksonville State
17. Weber State
18. Northern Iowa
19. Prairie View A&M
20. Colgate
21. Liberty
22. Florida A&M
23. Pennsylvania
24. Texas State
25. Lafayette

## 2009 (TSN)

1. Villanova
2. Montana
3. **Appalachian State**
4. William & Mary
5. Richmond
6. Southern Illinois
7. New Hampshire
8. South Carolina State
9. **Elon**
10. Stephen F. Austin
11. South Dakota State
12. McNeese State
13. Eastern Washington
14. Holy Cross
15. Prairie View A&M
16. Jacksonville State
17. Weber State
18. Northern Iowa
19. Eastern Illinois
20. Pennsylvania
21. Colgate
22. Liberty
23. Florida A&M
24. Lafayette
25. Texas State

## 2010 (Coaches)

1. Eastern Washington
2. Delaware
3. Villanova
4. **Appalachian State**
5. **Wofford**
6. **Georgia Southern**
7. New Hampshire
8. William & Mary
9. North Dakota State
10. Stephen F. Austin
11. Montana State
12. Jacksonville State
13. Southeast Missouri
14. Lehigh
15. Bethune Cookman
16. Penn
17. South Carolina State
18. Northern Iowa
19. Liberty
20. Western Illinois
21. Montana
22. Jacksonville
23. Cal Poly
24. Grambling State
25. Dayton

## 2010 (TSN)

1. Eastern Washington
2. Delaware
3. Villanova
4. **Appalachian State**
5. **Georgia Southern**
6. **Wofford**
7. New Hampshire
8. Stephen F. Austin
9. North Dakota State
10. William & Mary
11. Montana State
12. Jacksonville State
13. Southeast Missouri
14. Lehigh

15. Bethune Cookman
16. South Carolina State
17. Western Illinois
18. Penn
19. Northern Iowa
20. Montana
21. Liberty
22. Jacksonville
23. Grambling State
24. Cal Poly
25. Dayton

## 2011 (Coaches)

1. North Dakota State
2. Sam Houston State
3. **Georgia Southern**
4. Montana
5. Northern Iowa
6. Lehigh
7. Montana State
8. Maine
9. Towson
10. Old Dominion
11. **Appalachian State**
12. New Hampshire
13. **Wofford**
14. James Madison
15. Central Arkansas
16. Stony Brook
17. Harvard
18. Norfolk State
19. Tennessee Tech
20. Delaware
21. Eastern Kentucky
22. Illinois State
23. Albany
24. Jackson State
25. Liberty

## 2011 (TSN)

1. North Dakota State
2. Sam Houston State
3. Montana
4. **Georgia Southern**
5. Lehigh
6. Northern Iowa
7. Montana State
8. Maine
9. Towson
10. Old Dominion
11. New Hampshire
12. **Appalachian State**
13. **Wofford**
14. Central Arkansas
15. James Madison
16. Harvard
17. Delaware
18. Stony Brook
19. Norfolk State
20. Illinois State
21. Tennessee Tech
22. Jackson State
23. North Dakota
24. Eastern Kentucky
25. Liberty

## 2012 (Coaches)

1. North Dakota State
2. Sam Houston State
3. **Georgia Southern**
4. Eastern Washington
5. Montana State
6. Old Dominion
7. **Wofford**
8. **Appalachian State**
9. Illinois State
10. Central Arkansas
11. Cal Poly
12. Stony Brook
13. New Hampshire
14. Lehigh
15. Towson
16. Villanova
17. South Dakota State
18. Richmond
19. Eastern Kentucky

20. Northern Arizona
21. James Madison
22. Wagner
23. Bethune-Cookman
24. Coastal Carolina
25. Eastern Illinois

## 2012 (TSN)

1. North Dakota State
2. Sam Houston State
3. **Georgia Southern**
4. Eastern Washington
5. Montana State
6. Old Dominion
7. **Wofford**
8. Illinois State
9. **Appalachian State**
10. Central Arkansas
11. Stony Brook
12. Cal Poly
13. New Hampshire
14. South Dakota State
15. Villanova
16. Lehigh
17. Towson
18. Richmond
19. James Madison
20. Northern Arizona
21. Wagner
22. Bethune-Cookman
23. Eastern Kentucky
24. Coastal Carolina
25. Colgate

## 2013 (Coaches)

1. North Dakota State
2. Towson
3. Eastern Washington
4. Eastern Illinois
5. New Hampshire
6. Southeastern La.
7. Coastal Carolina
8. Montana
9. McNeese State
10. Fordham
11. Maine
12. Jacksonville State
13. Sam Houston State
14. South Dakota State
15. Northern Arizona
16. Bethune-Cookman
17. Tennessee State
18. **Samford**
19. Youngstown State
20. Montana State
21. **Furman**
22. Charleston Southern
23. Harvard
24. Southern Utah
25. **Chattanooga**

## 2013 (TSN)

1. North Dakota State
2. Towson
3. Eastern Washington
4. Eastern Illinois
5. New Hampshire
6. Southeastern La.
7. Coastal Carolina
8. Montana
9. Fordham
10. Jacksonville State
11. McNeese State
12. Maine
13. South Dakota State
14. Sam Houston State
15. Northern Arizona
16. Bethune-Cookman
17. Tennessee State
18. Youngstown State
19. **Samford**
20. Montana State
21. Southern Utah
22. **Furman**
23. **Chattanooga**
24. Charleston Southern

25. South Carolina State

## 2014 (Coaches)

1. North Dakota State
2. Illinois State
3. New Hampshire
4. Eastern Washington
5. Coastal Carolina
6. Sam Houston State
7. Villanova
8. **Chattanooga**
9. Jacksonville State
10. Northern Iowa
11. Montana
12. SE Louisiana
13. South Dakota State
14. Fordham
15. Harvard
16. Richmond
17. Liberty
18. Indiana State
19. James Madison
20. Montana State
21. Eastern Kentucky
22. Bethune-Cookman
23. Sacred Heart
24. William & Mary
25. Youngstown State

## 2014 (TSN)

1. North Dakota State
2. Illinois State
3. New Hampshire
4. Eastern Washington
5. Coastal Carolina
6. Sam Houston State
7. Villanova
8. **Chattanooga**
9. Jacksonville State
10. Northern Iowa
11. Fordham
12. South Dakota State
13. Montana
14. SE Louisiana
15. Harvard
16. Richmond
17. Liberty
18. James Madison
19. Indiana State
20. Montana State
21. Eastern Kentucky
22. Youngstown State
23. Bethune-Cookman
24. Sacred Heart
25. Idaho State

## 2015 (Coaches)

1. North Dakota State
2. Jacksonville State
3. Richmond
4. Sam Houston State
5. Illinois State
6. Northern Iowa
7. Charleston Southern
8. **Chattanooga**
9. McNeese State
10. Portland State
11. James Madison
12. William & Mary
13. Colgate
14. Montana
15. **The Citadel**
16. South Dakota State
17. Coastal Carolina
18. Southern Utah
19. Fordham
20. Harvard
21. North Carolina A&T
22. Western Illinois
23. Eastern Illinois
24. Dartmouth
25. Bethune-Cookman

### 2015 (STATS LLC)

1. North Dakota State
2. Jacksonville State
3. Sam Houston State
4. Richmond
5. Illinois State
6. Charleston Southern
7. McNeese State
8. Northern Iowa
9. **Chattanooga**
10. Portland State
11. James Madison
12. William & Mary
13. **The Citadel**
14. Montana
15. South Dakota State
16. Coastal Carolina
17. Colgate
18. Southern Utah
19. Fordham
20. Harvard
21. North Carolina A&T
22. Western Illinois
23. Dartmouth
24. Grambling State
25. Eastern Illinois

### 2016 (Coaches)

1. James Madison
2. Youngstown State
3. North Dakota State
4. Eastern Washington
5. Sam Houston State
6. Jacksonville State
7. South Dakota State
8. Richmond
9. **The Citadel**
10. **Chattanooga**
11. **Wofford**
12. North Dakota
13. Villanova
14. Charleston Southern
15. Grambling State
16. Central Arkansas
17. New Hampshire
18. Lehigh
19. North Carolina Central
20. North Carolina A&T
- T21. Cal-Poly
- T21. San Diego
23. **Samford**
24. Weber State
25. Montana

### 2016 (STATS LLC)

1. James Madison
2. Youngstown State
3. North Dakota State
4. Eastern Washington
5. Sam Houston State
6. South Dakota State
7. Jacksonville State
8. Richmond
9. **Wofford**
10. **The Citadel**
11. Villanova
12. North Dakota
13. **Chattanooga**
14. Central Arkansas
15. Charleston Southern
16. Grambling State
17. New Hampshire
18. Coastal Carolina
19. San Diego
20. North Carolina A&T
21. Lehigh
22. North Carolina Central
23. **Samford**
24. Cal Poly
25. Weber State

### 2017 (Coaches)

1. North Dakota State
2. James Madison
3. Sam Houston State
4. South Dakota State



*Brent Thompson led The Citadel to a SoCon title and a top-10 national finish in 2016, his first year at the helm.*

5. Weber State
6. North Carolina A&T
7. **Wofford**
8. Central Arkansas
9. Kennesaw State
10. Jacksonville State
11. Stony Brook
12. Western Illinois
13. Southern Utah
14. Grambling State
15. New Hampshire
16. South Dakota
17. **Samford**
18. McNeese
19. Northern Iowa
20. **Furman**
21. Elon
22. Eastern Washington
23. Nicholls
24. Yale
25. San Diego

### 2017 (STATS LLC)

1. North Dakota State
2. James Madison
3. South Dakota State
4. Sam Houston State
5. Weber State
6. **Wofford**
7. North Carolina A&T
8. Kennesaw State
9. Jacksonville State
10. Central Arkansas
11. Stony Brook
12. New Hampshire
13. Western Illinois
14. Southern Utah
15. South Dakota
16. Grambling State
17. Northern Iowa
18. **Samford**
19. **Furman**
20. Elon
21. Eastern Washington
22. McNeese
23. San Diego
24. Yale

25. Nicholls

### 2018 (Coaches)

1. North Dakota State
2. Eastern Washington
3. South Dakota State
4. Kennesaw State
5. Maine
6. Weber State
7. Colgate
8. UC Davis
9. Princeton
10. James Madison
11. North Carolina A&T
12. **Wofford**
13. Jacksonville State
14. Nicholls
15. Dartmouth
16. Southeast Missouri State
17. Montana State
18. Stony Brook
19. Elon
20. San Diego
21. **ETSU**
22. Towson
23. Delaware
24. Duquesne
25. Indiana State

### 2018 (STATS LLC)

1. North Dakota State
2. Eastern Washington
3. South Dakota State
4. Maine
5. Kennesaw State
6. Weber State
7. UC Davis
8. Colgate
9. James Madison
10. Jacksonville State
11. Princeton
12. North Carolina A&T
13. **Wofford**
14. Nicholls
15. Southeast Missouri State
16. Stony Brook
17. Montana State

18. Dartmouth
19. Elon
20. Towson
21. Duquesne
22. **ETSU**
23. Northern Iowa
24. Delaware
25. San Diego

### 2019 (Coaches)

1. North Dakota State
2. James Madison
3. Weber State
4. Montana State
5. Northern Iowa
6. Montana
7. Illinois State
8. Kennesaw State
9. Sacramento State
10. Austin Peay
11. Central Arkansas
12. South Dakota State
13. Monmouth
14. Nicholls
15. Villanova
16. Southeast Missouri
17. **Wofford**
18. Southeastern Louisiana
19. **Furman**
20. Albany
21. Dartmouth
22. Central Connecticut
23. North Carolina A&T
24. Yale
25. Florida A&M

### 2019 (Stats Perform)

1. North Dakota State
2. James Madison
3. Weber State
4. Montana State
5. Northern Iowa
6. Montana
7. Illinois State
8. Austin Peay
9. Sacramento State
10. South Dakota State
11. Central Arkansas
12. Monmouth
13. Kennesaw State
14. Nicholls
15. Villanova
16. **Wofford**
17. Southeast Missouri
18. Albany
19. Southeastern Louisiana
20. North Carolina A&T
21. **Furman**
22. Dartmouth
23. Central Connecticut
24. Florida A&M
25. Yale

### 2020-21 (Coaches)

1. Sam Houston
2. South Dakota State
3. James Madison
4. Delaware
5. North Dakota State
6. North Dakota
7. Jacksonville State
8. Weber State
9. Southern Illinois
10. Monmouth
11. Eastern Washington
12. **VMI**
13. Missouri State
14. Richmond
15. Kennesaw State
16. UC Davis
17. Murray State
18. Villanova
19. Alabama A&M
20. Southern
21. Southeastern Louisiana
22. Sacred Heart

23. Nicholls
24. **ETSU**
25. Holy Cross

### 2020-21 (Stats Perform)

1. Sam Houston
2. South Dakota State
3. James Madison
4. Delaware
5. North Dakota State
6. North Dakota
7. Jacksonville State
8. Southern Illinois
9. Weber State
10. Eastern Washington
11. Monmouth
12. **VMI**
13. Missouri State
14. UC Davis
15. Richmond
16. Villanova
17. Kennesaw State
- T18. Murray State
- T18. Rhode Island
20. Southeastern Louisiana
21. **ETSU**
22. Sacred Heart
23. Austin Peay
24. Alabama A&M
25. Nicholls

### 2021 (Coaches)

1. North Dakota State
2. Montana State
3. James Madison
4. Sam Houston
5. South Dakota State
6. Montana
7. **ETSU**
8. Villanova
9. Eastern Washington
10. Kennesaw State
11. Sacramento State
12. UT Martin
13. UIW
14. Missouri State
15. Southeastern Louisiana
16. UC Davis
17. Southern Illinois
18. Stephen F. Austin
19. Jackson State
20. South Dakota
21. Princeton
22. Holy Cross
23. Dartmouth
24. Florida A&M
25. UNI

### 2021 (Stats Perform)

1. North Dakota State
2. Montana State
3. James Madison
4. South Dakota State
5. Sam Houston
6. Montana
7. Eastern Washington
8. Villanova
9. **ETSU**
10. Sacramento State
11. Kennesaw State
12. UIW
13. UT Martin
14. Missouri State
15. Southeastern Louisiana
16. Southern Illinois
17. UC Davis
18. South Dakota
19. Holy Cross
20. Dartmouth
21. Stephen F. Austin
22. Jackson State
23. UNI
24. Princeton
25. Florida A&M

**SoCon teams in bold**



# ANNUAL AWARD WINNERS



## Coaches Player of the Year

The Coaches Player of the Year has been presented annually since 1989 to the top offensive and defensive players in the league. The players are chosen by a vote of the conference coaches.

- 1989 Offense - George Searcy, RB, ETSU  
Defense - Junior Jackson, LB, Chattanooga
- 1990 Offense - Frankie DeBusk, QB, Furman  
Defense - Troy Boeck, DL, Chattanooga
- 1991 Offense - Kevin Kendrick, LB, Furman  
Defense - Michael Payton, QB, Marshall
- 1992 Offense - Allen Edwards, DL, Furman  
Defense - Michael Payton, QB, Marshall
- 1993 Offense - Avery Hall, DL, Appalachian State  
Defense - Chris Parker, RB, Marshall
- 1994 Offense - Alex Mash, DL, Georgia Southern  
Defense - Todd Donnan, QB, Marshall
- 1995 Offense - Dexter Coakley, LB, Appalachian State  
Defense - Thomas Haskins, RB, VMI
- 1996 Offense - Dexter Coakley, LB, Appalachian State  
Defense - B.J. Adigun, WR, ETSU
- 1997 Offense - Mario Hankerson, LB, ETSU  
Defense - Adrian Peterson, FB, Georgia Southern
- 1998 Offense - Eric Johnson, FS, Western Carolina  
Defense - Greg Hill, QB, Georgia Southern
- 1999 Offense - John Keith, DB, Furman  
Defense - Louis Ivory, TB, Furman
- 2000 Offense - Will Bouton, LB, Furman  
Defense - Adrian Peterson, RB, Georgia Southern
- 2001 Offense - Freddy Pesqueira, DT, Georgia Southern  
Defense - Chaz Williams, QB, Georgia Southern
- 2002 Offense - Josh Jeffries, DE, Appalachian State  
Defense - Jermaine Austin, FB, Georgia Southern
- 2003 Offense - K.T. Stovall, DT, Appalachian State  
Defense - DaVon Fowlkes, WR, Appalachian State
- 2004 Offense - William Freeman, LB, Furman  
Defense - Richie Williams, QB, Appalachian State
- 2005 Offense - Chad Nkang, LB, Elon  
Defense - Katon Bethay, NT, Wofford
- 2006 Offense - Kevin Richardson, RB, Appalachian State  
Defense - Marques Murrell, DL, Appalachian State
- 2007 Offense - Jayson Foster, QB, Georgia Southern  
Defense - Corey Lynch, DB, Appalachian State
- 2008 Offense - Armani Edwards, QB, Appalachian State  
Defense - Jacque Roman, LB, Appalachian State
- 2009 Offense - Armani Edwards, QB, Appalachian State  
Defense - Josh Beard, DE, Chattanooga
- 2010 Offense - DeAndre Presley, QB Appalachian State  
Defense - Amet Pall, DL, Wofford
- 2011 Offense - Eric Breitenstein, RB, Wofford  
Defense - Brent Russell, DL, Georgia Southern
- 2012 Offense - Eric Breitenstein, RB, Wofford  
Defense - Jeremy Kimbrough, LB, Appalachian State
- 2013 Offense - Davis Tull, DL, Chattanooga  
Defense - Jacob Huesman, QB, Chattanooga
- 2014 Offense - Davis Tull, DL, Chattanooga  
Defense - Jacob Huesman, QB, Chattanooga
- 2015 Offense - Davis Tull, DL, Chattanooga  
Defense - Jacob Huesman, QB, Chattanooga
- 2016 Offense - Mitchell Jeter, DL, The Citadel  
Defense - Devlin Hodges, QB, Samford
- 2017 Offense - Devlin Hodges, QB, Samford  
Defense - Ahmad Gooden, DL, Samford
- 2018 Offense - Devlin Hodges, QB, Samford  
Defense - Isaiah Mack, DL, Chattanooga
- 2019 Offense - Joe Newman, QB, Wofford  
Defense - Willie Eubanks III, LB, The Citadel
- 2020-21 Offense - Liam Welch, QB, Samford  
Defense - Jakob Herres, WR, VMI
- 2021 Offense - Jared Folks, LB, ETSU  
Defense - Stone Snyder, LB, VMI
- 2021 Offense - Quay Holmes, RB, ETSU  
Defense - Devonnsa Maxwell, DL, Chattanooga

## Media Player of the Year

The Media Player of the Year award is named after Roy M. "Legs" Hawley, who served as director of athletics at West Virginia from 1938 until his death in 1954. Hawley was instrumental in West Virginia's admittance to the Southern Conference in 1950. He was inducted posthumously in to the National Association of Collegiate Directors of Athletics Hall of Fame in 1974.

- 1948 Charlie Justice, RB, North Carolina
- 1949 Charlie Justice, RB, North Carolina
- 1950 Steve Wadiak, RB, South Carolina
- 1951 Bob Ward, G, Maryland
- 1952 Jack Scarbath, QB, Maryland
- 1953 Steve Korchek, C, George Washington
- 1954 Freddy Wyant, QB, West Virginia
- 1955 Bruce Bosley, T, West Virginia
- 1956 Walt Brodie, E, William & Mary
- 1957 Bobby Jordan, RB, VMI
- 1958 Carroll Dale, E, Virginia Tech
- 1959 Paul Maguire, E, The Citadel
- 1960 Howard Dyer, QB, VMI
- 1961 Earl Stoudt, RB, Richmond



Marshall's Michael Payton was a two-time SoCon Offensive Player of the Year (1991-92). Payton, who also won the Walter Payton Award in 1992, threw a pair of touchdown passes in the Thundering Herd's 31-28 win over Youngstown State in the 1992 NCAA title contest.

- 1962 Bob Soleau, G, William & Mary
- 1963 Bob Schweickert, QB, Virginia Tech
- 1964 Bob Schweickert, QB, Virginia Tech
- 1965 George Pearce, E, William & Mary
- 1966 Garrett Ford, RB, West Virginia
- 1967 Jimmy Poole, QB, Davidson
- 1968 Butch Colson, RB, East Carolina
- 1969 Buster O'Brien, QB, Richmond
- 1970 Gordon Slade, QB, Davidson
- 1971 Phil Mosser, RB, William & Mary
- 1972 Brian Baima, E, The Citadel
- 1973 Carlester Crumpler, RB, East Carolina
- 1974 Carl Summerell, QB, East Carolina
- 1975 Andrew Johnson, RB, The Citadel
- 1976 Brian Ruff, LB, The Citadel
- 1977 Brian Ruff, LB, The Citadel
- 1978 Darrell Lipford, RB, Western Carolina
- 1979 Gerald Harp, WR, Western Carolina
- 1980 David Henderson, QB, Furman
- 1981 Rick Beasley, WR, Appalachian State
- 1982 Stump Mitchell, RB, The Citadel
- 1983 Stanford Jennings, RB, Furman
- 1984 Stanford Jennings, RB, Furman
- 1985 Jeff Gilbert, QB, Western Carolina
- 1986 Bobby Lamb, QB, Furman
- 1987 Offense - John Settle, RB, Appalachian State  
Defense - Scott Thompson, T, The Citadel
- 1988 Offense - Tony Petersen, QB, Marshall  
Defense - Anthony Downs, DL, Appalachian State
- 1989 Offense - Gene Brown, QB, The Citadel  
Defense - Jeff Blankenship, LB, Furman
- 1990 Offense - George Searcy, RB, ETSU  
Defense - Kelly Fletcher, E, Furman
- 1991 Offense - Frankie DeBusk, QB, Furman  
Defense - Kevin Kendrick, LB, Furman
- 1992 Offense - Michael Payton, QB, Marshall  
Defense - Rico Mack, LB, Appalachian State
- 1993 Offense - Michael Payton, QB, Marshall  
Defense - Avery Hall, DL, Appalachian State
- 1994 Offense - Chris Parker, RB, Marshall  
Defense - William King, LB, Marshall
- 1995 Offense - Todd Donnan, QB, Marshall  
Defense - Dexter Coakley, LB, Appalachian State
- 1996 Offense - Chris Parker, RB, Marshall  
Defense - Dexter Coakley, LB, Appalachian State
- 1997 Offense - Thomas Haskins, RB, VMI  
Defense - Dexter Coakley, LB, Appalachian State
- 1998 Offense - B.J. Adigun, WR, ETSU  
Defense - Bryan Dailer, DE, Furman
- 1999 Offense - Adrian Peterson, FB, Georgia Southern  
Defense - Eric Johnson, FS, Western Carolina
- 2000 Offense - Greg Hill, QB, Georgia Southern  
Defense - John Keith, DB, Furman

- 2001 Defense - Will Bouton, LB, Furman  
Offense - Louis Ivory, TB, Furman
- 2002 Defense - Will Bouton, LB, Furman  
Offense - Chaz Williams, QB, Georgia Southern
- 2003 Defense - Josh Jeffries, DE, Appalachian State  
Offense - Jermaine Austin, FB, Georgia Southern
- 2004 Defense - Matt Nelson, DB, Wofford  
Offense - DaVon Fowlkes, WR, Appalachian State
- 2005 Defense - William Freeman, LB, Furman  
Offense - Richie Williams, QB, Appalachian State
- 2006 Defense - Chad Nkang, LB, Elon  
Offense - Kevin Richardson, RB, Appalachian State
- 2007 Defense - Chad Nkang, LB, Elon  
Offense - Jayson Foster, QB, Georgia Southern
- 2008 Defense - Corey Lynch, DB, Appalachian State  
Offense - Armani Edwards, QB, Appalachian State
- 2009 Defense - Chris Covington, LB, Georgia Southern  
Offense - Armani Edwards, QB, Appalachian State
- 2010 Defense - Josh Beard, DE, Chattanooga  
Offense - DeAndre Presley, QB, Appalachian State



Appalachian State linebacker Dexter Coakley was the first player in SoCon history to be named Defensive Player of the Year three times (1994-96).



In 2015, Chattanooga quarterback Jacob Huesman became the first player to earn SoCon Offensive Player of the Year honors from the league's coaches three times.

- 2011 Defense - Ameet Pall, DL, Wofford  
Offense - Eric Breitenstein, RB, Wofford
- 2012 Defense - Brent Russell, DL, Georgia Southern  
Offense - Eric Breitenstein, RB, Wofford  
Defense - Davis Tull, DL, Chattanooga
- 2013 Offense - Andy Summerlin, QB, Samford  
Defense - Justin Shade, LB, Samford
- 2014 Offense - Jacob Huesman, QB, Chattanooga  
Defense - Davis Tull, DL, Chattanooga
- 2015 Offense - Jacob Huesman, QB, Chattanooga  
Defense - Cory Magwood, LB, Furman
- 2016 Offense - Devlin Hodges, QB, Samford  
Defense - Kailik Williams, DB, The Citadel
- 2017 Offense - Devlin Hodges, QB, Samford  
Defense - Ahmad Gooden, DL, Samford
- 2018 Offense - Devlin Hodges, QB, Samford  
Defense - Isaiah Mack, DL, Chattanooga
- 2019 Offense - Joe Newman, QB, Wofford  
Defense - Willie Eubanks III, LB, The Citadel
- 2020-21 Offense - Jakob Herres, WR, VMI  
Defense - Stone Snyder, LB, VMI
- 2021 Offense - Quay Holmes, RB, ETSU  
Defense - Devonnsha Maxwell, DL, Chattanooga  
Defense - Stone Snyder, LB, VMI

### Coaches Coach of the Year

The Coaches Coach of the Year is selected in a vote of the league's coaches and has been presented to the top coach annually since 1989.

- 1989 Jimmy Satterfield, Furman
- 1990 Buddy Nix, Chattanooga
- 1991 Jerry Moore, Appalachian State
- 1992 Steve Hodgins, Western Carolina
- 1993 Tim Stowers, Georgia Southern
- 1994 Jerry Moore, Appalachian State
- 1995 Jerry Moore, Appalachian State
- 1996 Mike Cavan, ETSU
- 1997 Paul Johnson, Georgia Southern
- 1998 Paul Johnson, Georgia Southern
- 1999 Bobby Johnson, Furman
- 2000 Mike Ayers, Wofford
- 2001 Bill Bleil, Western Carolina
- 2002 Cal McCombs, VMI
- 2003 Mike Ayers, Wofford
- 2004 Mike Sewak, Georgia Southern
- 2005 Jerry Moore, Appalachian State
- 2006 Jerry Moore, Appalachian State
- 2007 Mike Ayers, Wofford  
Pete Lembo, Elon
- 2008 Jerry Moore, Appalachian State
- 2009 Jerry Moore, Appalachian State and  
Russ Huesman, Chattanooga
- 2010 Jerry Moore, Appalachian State
- 2011 Jeff Monken, Georgia Southern
- 2012 Kevin Higgins, The Citadel  
Pat Sullivan, Samford
- 2013 Russ Huesman, Chattanooga
- 2014 Russ Huesman, Chattanooga

- 2015 Mike Houston, The Citadel
- 2016 Brent Thompson, The Citadel
- 2017 Clay Hendrix, Furman
- 2018 Randy Sanders, ETSU
- 2019 Scott Wachenheim, VMI
- 2020-21 Scott Wachenheim, VMI
- 2021 Randy Sanders, ETSU

### Media Coach of the Year

The Media Coach of the Year award is named in honor of Wallace Wade, the first commissioner of the Southern Conference. Wade served as commissioner from 1951 until 1960. He spent 16 years as the head football coach at Duke, where his team posted a 110-36-7 record. Wade is a member of the National Football Hall of Fame.

- 1948 Frank Howard, Clemson
- 1949 Wallace Wade, Duke
- 1950 George Barclay, Washington & Lee
- 1951 Jim Tatum, Maryland
- 1952 Bill Murray, Duke
- 1953 Art Lewis, West Virginia
- 1954 Art Lewis, West Virginia
- 1955 Eugene Sherman, George Washington
- 1956 Frank Moseley, Virginia Tech
- 1957 John McKenna, VMI
- 1958 Ed Merrick, Richmond
- 1959 John McKenna, VMI
- 1960 Bill Elias, George Washington
- 1961 Eddie Teague, The Citadel
- 1962 John McKenna, VMI
- 1963 Jerry Claiborne, Virginia Tech
- 1964 Marv Levy, William & Mary
- 1965 Marv Levy, William & Mary
- 1966 Jim Camp, George Washington
- 1967 Frank Jones, Richmond
- 1968 Frank Jones, Richmond
- 1969 Homer Smith, Davidson
- 1970 Bob King, Furman
- 1971 Frank Jones, Richmond
- 1972 Sonny Randle, East Carolina
- 1973 Sonny Randle, East Carolina
- 1974 Bob Thalman, VMI
- 1975 Jim Tait, Richmond
- 1976 Jim Root, William & Mary
- 1977 Joe Morrison, Chattanooga
- 1978 Dick Sheridan, Furman
- 1979 Joe Morrison, Chattanooga
- 1980 Dick Sheridan, Furman
- 1981 Bob Thalman, VMI
- 1982 Dick Sheridan, Furman
- 1983 Bob Waters, Western Carolina
- 1984 Tom Moore, The Citadel
- 1985 Sparky Woods, Appalachian State
- 1986 Sparky Woods, Appalachian State
- 1987 Sparky Woods, Appalachian State
- 1988 Charlie Taaffe, The Citadel
- 1989 Jimmy Satterfield, Furman
- 1990 Charlie Taaffe, The Citadel

- 1991 Jerry Moore, Appalachian State
- 1992 Steve Hodgins, Western Carolina
- 1993 Tim Stowers, Georgia Southern
- 1994 Jerry Moore, Appalachian State
- 1995 Jerry Moore, Appalachian State
- 1996 Mike Cavan, ETSU
- 1997 Paul Johnson, Georgia Southern
- 1998 Paul Johnson, Georgia Southern
- 1999 Bobby Johnson, Furman
- 2000 Mike Ayers, Wofford
- 2001 Bill Bleil, Western Carolina
- 2002 Mike Ayers, Wofford
- 2003 Mike Ayers, Wofford
- 2004 Bobby Lamb, Furman
- 2005 Jerry Moore, Appalachian State
- 2006 Jerry Moore, Appalachian State
- 2007 Pete Lembo, Elon
- 2008 Jerry Moore, Appalachian State
- 2009 Russ Huesman, Chattanooga
- 2010 Mike Ayers, Wofford
- 2011 Jeff Monken, Georgia Southern
- 2012 Kevin Higgins, The Citadel
- 2013 Bruce Fowler, Furman
- 2014 Russ Huesman, Chattanooga
- 2015 Mike Houston, The Citadel
- 2016 Brent Thompson, The Citadel
- 2017 Clay Hendrix, Furman
- 2018 Randy Sanders, ETSU
- 2019 Josh Conklin, Wofford
- 2020-21 Scott Wachenheim, VMI
- 2021 Randy Sanders, ETSU

### Coaches Freshman of the Year

- 1989 James Roberts, RB, Chattanooga
- 1990 Derrick Hollins, RB, ETSU
- 1991 Offense - Chip Hooks, RB, Appalachian State  
Defense - Roger Johnson, DB, Marshall
- 1992 Marlon Anderson, WR, VMI
- 1993 Dexter Coakley, LB, Appalachian State
- 1994 Kenny Robinson, QB, Georgia Southern
- 1995 Chad Pennington, QB, Marshall
- 1996 Brandon Walker, RB, ETSU
- 1997 Todd Wells, QB, ETSU
- 1998 Adrian Peterson, FB, Georgia Southern
- 1999 Jesse McCoy, RB, Wofford
- 2000 Lamont Seward, WR, Western Carolina
- 2001 Titus Green, RS, VMI
- 2002 Jermaine Austin, RB, Georgia Southern
- 2003 Kevious Johnson, RB, Wofford
- 2004 Jayson Foster, QB, Georgia Southern
- 2005 Dedrick Bynam, DB, Georgia Southern
- 2006 Armani Edwards, QB, Appalachian State
- 2007 Scott Riddle, QB, Elon
- 2008 Dustin Taliaferro, QB, Samford
- 2009 Michael Johnson, RB, Western Carolina
- 2010 Kadeem Wise, DB, Chattanooga
- 2011 Terrell Robinson, QB, Chattanooga  
Dominique Swope, RB, Georgia Southern
- 2012 Sean Price, WR, Appalachian State
- 2013 Marcus Cox, RB, Appalachian State
- 2014 Al Cobb, QB, VMI



Furman running back Stanford Jennings was the media's pick for SoCon Player of the Year in 1981, 1982 and 1983.

# ANNUAL AWARD WINNERS



- 2015 Kelvin McKnight, WR, Samford
- 2016 Tyrie Adams, QB, Western Carolina
- 2017 Kaelan Riley, QB, Mercer
- 2018 Quay Holmes, RB, ETSU
- 2019 Ailym Ford, RB, Chattanooga
- 2020-21 Seth Morgan, QB, VMI
- 2021 Andreas Keaton, DB, Western Carolina

## Media Freshman of the Year

- 1979 Ron Lear, RB, Marshall
- 1980 Barry Childers, K, Marshall
- 1981 Stanford Jennings, RB, Furman
- 1982 Victor Frazier, WR, The Citadel
- Stanford Glenn, RB, The Citadel
- 1983 John Settle, RB, Appalachian State
- 1984 Kirk Roach, K, Western Carolina
- 1985 Tim Sanders, RB, Appalachian State
- 1986 Ron Darby, RB, Marshall
- 1987 Stan Nix, QB, Chattanooga
- 1988 Dewey Klein, K, Marshall
- 1989 James Roberts, RB, Chattanooga
- 1990 Derrick Hollins, RB, ETSU
- 1991 Chip Hooks, RB, Appalachian State
- 1992 Alandus Sims, DB, Marshall
- 1993 Dexter Coakley, LB, Appalachian State
- 1994 Kenny Robinson, QB, Georgia Southern
- 1995 Chad Pennington, QB, Marshall
- 1996 Randy Moss, WR/KR, Marshall
- 1997 Todd Wells, QB, ETSU
- 1998 Adrian Peterson, FB, Georgia Southern
- 1999 Jesse McCoy, RB, Wofford
- 2000 Lamont Seward, WR, Western Carolina
- 2001 Brian Bratton, RS, Furman
- 2002 Jermaine Austin, FB, Georgia Southern
- 2003 Kevious Johnson, RB, Wofford
- 2004 Andrew Thacker, FS, Furman
- 2005 Dedrick Bynam, DB, Georgia Southern
- 2006 Armanti Edwards, QB Appalachian State
- 2007 Scott Riddle, QB, Elon
- 2008 Dustin Taliaferro, QB, Samford
- 2009 Michael Johnson, RB, Western Carolina
- 2010 Kadeem Wise, DB, Chattanooga
- 2011 Terrell Robinson, QB, Chattanooga
- 2012 Sean Price, WR, Appalachian State
- 2013 Marcus Cox, RB, Appalachian State
- 2014 Al Cobb, QB, VMI
- 2015 Kelvin McKnight, WR, Samford
- 2016 Tyrie Adams, QB, Western Carolina
- 2017 Kaelan Riley, QB, Mercer
- 2018 Quay Holmes, RB, ETSU
- 2019 Ailym Ford, RB, Chattanooga
- 2020-21 Carter Peevy, QB, Mercer
- 2021 Dominick Poole, DB, The Citadel

## Jacobs Blocking Award

*The Jacobs Blocking Award was originated in 1928 by Dr. William P. Jacobs II, who helped organize Presbyterian College's first varsity football team in 1913. From 1928 to 1932, the Jacobs Award was presented to a player from the state of South Carolina. Dr. Jacobs had a duplicate award made and began presenting it to a Southern Conference player in 1933. Additional awards were subsequently made for the Southeastern (1935) and Atlantic Coast (1953) Conferences.*

- 1933 George Smith, B, Virginia Tech
- 1934 George Smith, B, Virginia Tech
- 1935 Herman Snyder, B, North Carolina
- 1936 John Gormley, B, Maryland
- 1937 George Watson, B, North Carolina
- 1938 Andy Trzeciak, B, VMI
- 1939 James Ringgold, B, Wake Forest
- 1940 Billy Walker, G, VMI
- 1941 Tommy Prothro, B, Duke
- 1942 Mike Cooke, B, North Carolina
- 1943 Elmer Barbour, B, Wake Forest
- 1944 Tom Davis, B, Duke
- 1945 Nick Ognovich, B, Wake Forest
- 1946 Nick Ognovich, B, Wake Forest
- 1947 Nick Ognovich, B, Wake Forest
- 1948 Robert Bowlby, B, North Carolina State
- 1949 Robert Bowlby, B, North Carolina State
- 1950 Dick Hendley, B, Clemson
- 1951 Jack Kistler, B, Duke
- 1952 Louis Tepe, C, Duke
- 1953 Tommy Allman, B, West Virginia
- 1954 Gene Lamone, G, West Virginia
- 1955 Bruce Bosley, T, West Virginia
- 1956 John Hall, C, Virginia Tech
- 1957 Chuck Howley, G, West Virginia
- 1958 Carroll Dale, E, Virginia Tech
- 1959 John Boggs, B, Richmond
- 1960 Lou Shuba, G, VMI
- 1961 Don Christman, C, Richmond
- 1962 Bob Soleau, G, William & Mary
- 1963 Bob Soleau, G, William & Mary
- 1964 Sonny Utz, B, Virginia Tech
- 1965 Norman Swindell, B, East Carolina
- 1966 Brad Cashman, G, George Washington



*SoCon Hall of Famer Charlie "Choo Choo" Justice of North Carolina was named the league's player of the year in 1948 and 1949. Justice was runner-up for the Heisman Trophy and was an All-American both seasons.*

- 1967 Kevin Moran, T, East Carolina
- 1968 Wayne Fowler, T, Richmond
- 1969 Wayne Fowler, T, Richmond
- 1970 Bob Herb, C, William & Mary
- 1971 Jackson Neal, G, William & Mary
- 1972 Barty Smith, B, Richmond
- 1973 Barty Smith, B, Richmond
- 1974 Andy Dearman, G, VMI
- 1975 Rodney Elam, T, Richmond
- 1976 Gill Beck, C, Appalachian State
- 1977 Gill Beck, C, Appalachian State
- 1978 Brett Simmons, TE, Furman
- 1979 John Shuman, T, VMI
- 1980 Charlie Anderson, T, Furman
- 1981 Charlie Anderson, T, Furman
- 1982 Mike Coleman, G, Furman
- 1983 Mike Nease, T, Chattanooga
- 1984 Dinky Williams, B, Furman
- 1985 Gene Reeder, C, Furman
- 1986 Mike Callaway, T, Appalachian State
- 1987 James Hardman, G, Appalachian State
- 1988 Kennet Goldsmith, B, Furman
- 1989 Derrick Graham, T, Appalachian State
- 1990 Steve Duggan, C, Furman
- 1991 Lorenzo Carpenter, C, VMI
- 1992 Phil Ratliff, G, Marshall
- 1993 Chris Deaton, T, Marshall
- 1994 Franklin Stephens, C, Georgia Southern
- 1995 William Pannell, T, Marshall
- 1996 Aaron Ferguson, G, Marshall
- 1997 Mark Williams, G, Georgia Southern
- 1998 Mark Williams, G, Georgia Southern
- 1999 Ben Hall, G, Furman
- 2000 Josh Moore, T, Furman
- 2001 Donnie Littlejohn, T, Furman
- 2002 Charles Clarke, C, Georgia Southern
- 2003 Eric Deutsch, G, Wofford
- 2004 Ben Bainbridge, T, Furman
- 2005 Matt Isenhour, T, Appalachian State
- 2006 Kerry Brown, G, Appalachian State
- 2007 Kerry Brown, G, Appalachian State
- 2008 Joel Bell, T, Furman
- 2009 Mario Acitelli, T, Appalachian State
- 2010 Pat Illig, G, Wofford
- 2011 Nate Page, G, Wofford
- 2012 Mike Sellers, C, The Citadel

- 2013 Dakota Dozier, T, Furman
- 2014 Corey Levin, T, Chattanooga
- 2015 Corey Levin, T, Chattanooga
- 2016 Isaiah Pinson, T, The Citadel
- 2017 Matthew Schmidt, C, Furman
- 2018 Matt Pyke, OL, ETSU
- 2019 Blake Jeresaty, OL, Wofford
- 2020-21 Tre'mond Shorts, OL, ETSU
- Cole Strange, OL, Chattanooga
- 2021 Cole Strange, OL, Chattanooga

## Pinnacle Award

*The Pinnacle Award is given to the student-athlete with the highest GPA on the championship-winning team for each Southern Conference sport. In the event of co-champions, the award goes to the team that clinched the Southern Conference's automatic bid to the NCAA Division I Football Championship. The award was inaugurated in 2016.*

- 2016 Cody Floyd, The Citadel
- 2017 Blake Jeresaty, Wofford
- 2018 Blake Jeresaty, Wofford
- 2019 Blake Jeresaty, Wofford
- 2020-21 Brad Davis, VMI
- 2021 Cade Larkins, ETSU

## College Football Hall of Fame

The College Football Hall of Fame was founded in 1955 and opened its doors at its new home in Atlanta, Georgia, on Aug. 23, 2014, after moving from its longtime home in South Bend, Indiana. To be selected, a nominated player must be out of college at least 10 years and a first-team All-America selection by a major selector during his career. The voting is done by a 12-member panel made up of athletic directors, conference and bowl officials and media representatives. Listed below are coaches and players from current and former Southern Conference schools who have been selected and the year they were inducted.

## Coaches, school(s) (induction year)

Charlie Bachman, Florida (1978)  
 Bernie Bierman, Tulane (1955)  
 Mack Brown, Appalachian State (2018)  
 Paul "Bear" Bryant, Maryland (1986)  
 Jerry Claiborne, Virginia Tech (1999)  
 Michael Donahue, LSU (1951)  
 Jim Donnan, Marshall (2009)  
 Lou Holtz, William & Mary (2009)  
 Frank Howard, Clemson (1989)  
 Dan McGugin, Vanderbilt (1951)  
 Jerry Moore, Appalachian State (2014)  
 Jess Neely, Vanderbilt/Clemson (1971)  
 Robert Neyland, Tennessee (1956)  
 Clark Shaughnessy, Maryland (1968)  
 Buck Shaw, North Carolina State (1972)  
 Dick Sheridan, Furman (2020)  
 Carl Snavely, North Carolina (1965)  
 Jim Tatum, Maryland (1984)  
 Wallace Wade, Alabama/Duke (1955)

## Players, school (induction year)

Bill Banker, Tulane (1977)  
 Mike Barber, Marshall (2005)  
 Robert Bomar, Vanderbilt (1956)  
 Bruce Bosley, West Virginia (1982)  
 John Mack Brown, Alabama (1957)  
 John L. Cain, Alabama (1973)  
 Ed Cameron, Washington & Lee (1976)  
 Jack Cloud, William & Mary (1990)  
 Dexter Coakley, Appalachian State (2011)  
 Fred Crawford, Duke (1973)  
 Carroll Dale, Virginia Tech (1987)  
 Jerry Dalrymple, Tulane (1954)  
 Al DeRogatis, Duke (1986)  
 Bobby Dodd, Tennessee (1959)  
 William Beattie Feathers, Tennessee (1955)  
 Herman Hickman Jr., Tennessee (1959)  
 Dan Hill Jr., Duke (1962)  
 Jimmy Franklin Hitchcock, Auburn (1954)  
 Allison "Pooley" Hubert, Alabama (1964)  
 Sam Huff, West Virginia (1980)  
 Stan Jones, Maryland (2000)  
 Charlie Justice, North Carolina (1961)  
 Steve Lach, Duke (1980)  
 Lester Lautenschlaeger, Tulane (1975)  
 George McAfee, Duke (1961)  
 Jack McDowall, North Carolina State (1975)  
 Eugene McEver, Tennessee (1954)  
 Banks McFadden, Clemson (1959)  
 Dick Modzelewski, Maryland (1993)  
 Clarence "Ace" Parker, Duke (1955)  
 Michael Payton, Marshall (2015)  
 Adrian Peterson, Georgia Southern (2017)  
 G. Barney Poole, North Carolina (1974)  
 Peter Pund, Georgia Tech (1963)  
 Buster Ramsey, William & Mary (1978)  
 Jack Scarbath, Maryland (1983)  
 Monk Simons, Tulane (1963)  
 Fred Sington, Alabama (1985)  
 Vernon Smith Sr., Georgia (1979)  
 W.D. Spears, Vanderbilt (1962)  
 Eric Tipton, Duke (1965)  
 Dale Van Sickel, Florida (1975)  
 Bob Ward, Maryland (1980)  
 Art Edward Weiner, North Carolina (1992)

## Walter Payton Award

The Walter Payton Award was established in 1987 and is presented annually by Stats Perform to the Football Championship Subdivision's (FCS) Offensive Player of the Year. A standout running back at Jackson State from 1971-74, Payton starred with the Chicago Bears from 1975-87, rushing for 16,726 yards and scored 125 touchdowns. He was inducted into the Pro Football Hall of Fame in 1993 and the College Football Hall of Fame in 1996.

- 1992 – Michael Payton, QB, Marshall
- 1999 – Adrian Peterson, RB, Georgia Southern
- 2000 – Louis Ivory, RB, Furman
- 2007 – Jayson Foster, QB, Georgia Southern
- 2008 – Armanti Edwards, QB, Appalachian State
- 2009 – Armanti Edwards, QB, Appalachian State
- 2018 – Devlin Hodges, QB, Samford



Walter Payton

## Buck Buchanan Award

The Sports Network (now Stats Perform) established the Buck Buchanan Award in 1995 to recognize the Defensive Player of the Year in the Football Championship Subdivision (FCS). After playing at Grambling from 1959-62, Buchanan played in the NFL with the Kansas City Chiefs from 1963-76, leading the team to a victory over the Minnesota Vikings in Super Bowl IV. He was inducted into the Pro Football Hall of Fame in 1990 and the College Football Hall of Fame in 1996.

- 1995 – Dexter Coakley, LB, Appalachian State
- 1996 – Dexter Coakley, LB, Appalachian State



Buck Buchanan

## Eddie Robinson Award

The Eddie Robinson Award was established in 1987 by The Sports Network (now Stats Perform) to honor the top coach in the Football Championship Subdivision (FCS). College football's all-time winningest coach, Robinson coached at Grambling from 1941-97 and finished his career with a 408-164-15 record. More than 200 of his former players went on to play in the NFL.

- 1992 – Charlie Taaffe, The Citadel
- 1998 – Paul Johnson, Georgia Southern
- 2003 – Mike Ayers, Wofford
- 2006 – Jerry Moore, Appalachian State
- 2020-21 – Scott Wachenheim, VMI



Eddie Robinson

## FCS ADA Player of the Year

The Football Championship Subdivision Athletics Directors Association's mission is to enhance Football Championship Subdivision football. It announces offensive and defensive players of the year.

- 2018 – Devlin Hodges, QB, Samford (offensive)



Samford quarterback Devlin Hodges earned the Walter Payton Award and was named the FCS ADA Offensive Player of the Year in 2018.



Georgia Southern's Adrian Peterson (3) and Furman's Louis Ivory won the Walter Payton Award in consecutive years, in 1999 and 2000, respectively.



Appalachian State quarterback Armanti Edwards became the league's sixth overall and third straight Walter Payton Award winner in 2009. Until 2017, he was the only repeat winner in the award's history.

# NATIONAL/REGIONAL HONORS



## Current schools only

### CoSIDA Academic All-Americans

**THE CITADEL (10):** 1963 – Vince Petno, WR (1st); 1976 – Kenny Caldwell, LB (1st); 1977 – Kenny Caldwell, LB (1st); 1978 – Kenny Caldwell, LB (1st); 1987 – Tom Frooman, RB (1st); 1989 – Tom Frooman, RB (1st); 2001 – Travis Stephens, LB (2nd); 2015 – Joe Crochet, LB (1st); 2016 – Joe Crochet, LB (2nd); Nick Jeffreys, OL (2nd)

**ETSU (4):** 1979 – Jay Patterson, T (2nd); 1980 – Jay Patterson, T (2nd); 1984 – Ricky Thompson, C (2nd); 1985 – Ricky Thompson, C (2nd);

**FURMAN (15):** 1976 – Jeff Holcomb, T (1st); 1984 – Brian Jager, RB (2nd); 1985 – Brian Jager, RB (1st); 1986 – Steve Squire, DB (2nd); 1988 – Kelly Fletcher, DE (1st); 1989 – Kelly Fletcher, DE (1st); Chris Roper, LB (1st); Mike Wood, K (2nd); 1990 – Eric Walter, G (2nd); 1991 – Eric Walter, G (1st); 1999 – Stuart Rentz, RB (1st); Marion Martin, LB (2nd); 2000 – Marion Martin, LB (1st); 2002 – Rodney Johnson, CB (2nd); 2006 – Adi Filipovic, OL (1st)

**MERCER (2):** 2015 – Tee Mitchell, RB (1st); 2019 – Jack Raines, DL (1st)

**CHATTANOOGA (5):** 2013 – Davis Tull, DL (1st); 2014 – Davis Tull, DL (2nd); 2015 – Derrick Craine, RB (2nd); 2016 – Derrick Craine, RB (1st); 2019 – Bryce Nunnally, WR (2nd)

**VMI (1):** 2018 – A.J. Smith, DB (2nd)

**WESTERN CAROLINA (5):** 1976 – Mike Wade, LB (1st); 1984 – Eddie Maddox, RB (1st); 1985 – Eddie Maddox, RB (2nd); 2003 – Jason Whaley, OL (1st); 2014 – Darius Ramsey, RB (1st)

**WOFFORD (4):** 2000 – Brian Bodor, DL (1st); 2004 – Ben Whitney, DE (2nd); 2005 – Katon Bethay, DL (1st); 2013 – James Zotto, DB (2nd)

### National Football Foundation Scholar-Athlete Hall of Fame

**THE CITADEL (3):** 1985 – Ted Willard; 1990 – William Phillips. 1996 – Derek Beres  
**FURMAN (5):** 1985 – Brian Jager; 1986 – Steve Squire; 1987 – Tim Stepp; 1989 – Chris Roper; 2000 – Marion Martin

**VMI (7):** 1978 – Robert Bookmiller; 1979 – Craig Jones; 1982 – Thomas Gottwald; 1984 – David Twillie; 1987 – Daniel Young; 1988 – Anthony McIntosh; 1989 – Charles Plageman

**WESTERN CAROLINA (1):** 2003 – Jason Whaley

### NCAA Postgraduate Scholarship winners

**THE CITADEL (4):** 1974 – Tommy Leitner; 1979 – Kenny Caldwell; 1984 – Bill West; 1996 – Derek Beres

**ETSU (1):** 1982 – Jay Patterson

**FURMAN (10):** 1977 – Jeff Holcomb; 1982 – Charlie Anderson; 1984 – Ernest Gibson; 1986 – Brian Jager; 1987 – Steve Squire; 1990 – Chris Roper; 1992 – Paul Siffri; Eric Walter; 1996 – Philly Jones; 2017 – Andy Schumpert

**VMI (2):** 1979 – Bob Bookmiller; 1980 – Craig Jones

**WESTERN CAROLINA (1):** 1993 – Thomas Jackson

### FCS Athletic Directors Association Academic All-Star Team

**THE CITADEL (11):** 1999 – Chip Simmons, OL; 2000 – Travis Stephens, LB; 2001 – Travis Stephens, LB; 2009 – Jordon Gilmore, LB; 2010 – Tolu Akindele, LB; 2011 – Tolu Akindele, LB; 2012 – Brandon McCladdie, DB; 2015 – Joe Crochet, LB; 2016 – Joe Crochet, LB; 2017 – Myles Pierce, LB; 2020-21 – Raleigh Webb, WR

**ETSU (3):** 2001 – Scott Carter, FB; 2002 – Scott Carter, FB; 2020-21 – Nate Adkins, TE

**FURMAN (10):** 2000 – Marion Martin, LB; 2001 – Rodney Johnson, DB; Trent Sansbury, TE; 2002 – Rodney Johnson, DB; 2006 – Adi Filipovic, OL; 2007 – Jerome Felton, FB; 2018 – Harris Roberts, QB; 2020-21 – Hamp Sisson, QB; 2021 – Timmy Bleekrode, P/K; Hamp Sisson, QB

**SAMFORD (1):** 2009 – Ty Levie, FS

**CHATTANOOGA (15):** 1998 – Brian Hampton, QB; 2009 – Steven Smigelsky, LB; 2010 – Joel Bradford, WR; 2011 – Joel Bradford, WR; 2011 – Adam Miller, OL; 2012 – Adam Miller, OL; 2013 – Davis Tull, DL; 2014 – Davis Tull, DL; Nick Pollard, P; 2015 – Derrick Craine, RB; 2019 – Bryce Nunnally, WR; 2020-21 – Jerrell Lawson, DB; 2020-21 – Cole Strange, OL; 2021 – CaMiron Smith, DB; Cole Strange, OL

**VMI (2):** 2015 – Al Cobb, QB; 2016 – Al Cobb, QB

**WESTERN CAROLINA (8):** 2000 – Caesar Campana, WR; 2002 – Jason Whaley, OL; 2003 – Jason Whaley, OL; 2012 – Conner Orr, TE; Rock Williams, LB; 2017 – Ian Berryman, P; 2018 – Ian Berryman, P; Zach Weeks, OL

**WOFFORD (30):** 1998 – Eric Cole, OL; 1999 – Eric Nash, OL; 2000 – Brian Bodor, DT; Eric Nash, OL; 2001 – Darren Brown, PK; Ben Foster, RB; Eric Nash, OL; 2002 – J.R. McNair, RB; Chase Corn, LB; 2003 – J.R. McNair, RB; 2004 – Jeff Zolman, QB; Josh Smith, LB; 2005 – Katon Bethay, DL; Josh Smith, LB; 2007 – Kevin Adleman, LB; 2008 – Ben Quick, OL; 2009 – Mitch Allen, QB; 2010 – Mitch Allen, QB; 2010 – Pat Illig, OL; 2011 – Mitch Allen, QB; 2012 – Eric Breiteinstein, RB; Calvin Cantrell, OL; 2013 – James Zotto, DB; 2015 – David Marvin, K; Anton Wahrby, OL; 2016 – David Marvin, K/P; Anton Wahrby, OL; 2017 – Jared Jacon-Duffy, LB; 2018 – Blake Jeresaty, OL; 2019 – Blake Jeresaty, OL

### FCS Athletic Directors Association Scholar-Athlete

**FURMAN (1):** 2006 – Adi Filipovic

**WOFFORD (1):** 2016 – Anton Wahrby

### AFCA Regional Coach of the Year

**THE CITADEL (2):** 1988 – Charlie Taafe; 2015 – Mike Houston, Region 2

**FURMAN (5):** 1985 – Dick Sheridan; 1988 – Jimmy Satterfield; 1996 – Bobby Johnson; 1999 – Bobby Johnson; 2001 – Bobby Johnson

**VMI (1):** 2020-21 – Scott Wachenheim, VMI

**WOFFORD (2):** 2002 – Mike Ayers, Region 2; 2003 – Mike Ayers, Region 2

### AFCA Coach of the Year

**THE CITADEL (1):** 1992 – Charlie Taafe

**FURMAN (3):** 1985 – Dick Sheridan; 1988 – Jimmy Satterfield; 2001 – Bobby Johnson

**VMI (1):** 2020-21 – Scott Wachenheim, VMI

### East-West Shrine Game

**THE CITADEL (4):** 1969 – John Small; 1987 – Greg Davis; 2002 – Cliff Washburn; 2010 – Cortez Allen

**FURMAN (3):** 1984 – Dennis Williams; 2008 – Jerome Felton; 2013 – Dakota Dozier

**SAMFORD (1):** 2016 – Karel Hamilton

**CHATTANOOGA (1):** 1988 – Travis McNeal

### FCS Bowl by SPIRAL

**ETSU (2):** 2018 – Matt Pyke; 2019 – Jeremy Lewis

**MERCER (3):** 2018 – Matt Shiel, Cole Fisher; 2019 – Destin Guillen

**SAMFORD (1):** 2017 – Shaheed Salmon

**WOFFORD (2):** 2019 – George Gbese; 2021 – Joe Beckett

### Hula Bowl

**THE CITADEL (2):** 1977 – Brian Ruff; 2002 – Cliff Washburn

**ETSU (2):** 2022 – Quay Holmes, Tyree Robinson

**FURMAN (1):** 1998 – Orlando Ruff

**CHATTANOOGA (1):** 1998 – Kolu Fainuulelei

### NFLPA Collegiate Bowl

**THE CITADEL (1):** 2019 – Noah Dawkins

**SAMFORD (1):** 2022 – Montrell Washington

**CHATTANOOGA (4):** 2016 – Corey Levin; 2018 – Tae Davis; 2019 – Isaiah Mack; 2020 – Nick Tiano

**WESTERN CAROLINA (2):** 2014 – Darius Ramsey; 2018 – Detrez Newsome

### Senior Bowl

**THE CITADEL (11):** 1962 – Earley Eastburn; 1970 – John Small; 1981 – Stump Mitchell; 1987 – Greg Davis; Scott Thompson; 1990 – J.J. Davis; 1992 Lester Smith; 1996 – Shawn Lyons; 2005 – Nehemiah Broughton; 2009 – Andre Roberts; 2018 – Myles Pierce

**FURMAN (2):** 1962 – Bill Canty; 1983 – Stanford Jennings

**SAMFORD (1):** 2014 – Jaquiski Tartt

**CHATTANOOGA (5):** 1981 – Curtis Rouse; 1988 – Travis McNeal; 1995 – Terrell Owens; 2016 – Keionta Davis; 2022 – Cole Strange

**WESTERN CAROLINA (1):** 2001 – David Rivers

### SPIRAL Tropical Bowl

**ETSU (1):** 2019 – Matt Pyke

**MERCER (1):** 2019 – Marquise Irvin

**SAMFORD (2):** 2019 – Devlin Hodges, Ahmad Gooden

## DEFUNCT

### All Star Gridiron Classic

**FURMAN (1):** 2001 – Josh Moore

### Blue-Gray Classic

**THE CITADEL (1):** 1980 – Stump Mitchell

**FURMAN (5):** 1981 – Charlie Anderson; 1983 – Ernest Gibson, Stanford Jennings; 1998 – Orlando Ruff; 2001 – Curtis Sansbury

**CHATTANOOGA (4):** 1979 – John Creager; 1982 – John Howell; 1988 – Travis McNeal; 2000 – Richmond Flowers (MVP)

**WESTERN CAROLINA (3):** 1992 – Willie Williams; 2001 – David Rivers; 2003 – Michale Spicer

### Can-Am Bowl

**FURMAN (1):** 1978 – Greg Laetsch

**WESTERN CAROLINA (1):** 1977 – Wayne Tolleson

### College All-Star Game

**THE CITADEL (1):** 1970 – John Small

### Copper Bowl

**THE CITADEL (1):** 1959 – Paul MaGuire, Barry Thomas

### Japan Bowl

**THE CITADEL (1):** 1977 – Brian Ruff

### Las Vegas All-American Classic

**FURMAN (1):** 2006 – William Freeman

### Texas vs. The Nation

**FURMAN (2):** 2009 – William Middleton; 2009 – Joel Bell

## Current schools only

### THE CITADEL

**Consensus (American Football Coaches Association, Associated Press, The Sports Network/Stats Perform) (5):** Carlos Alvarez, 1988; Lester Smith, 1992; Andre Roberts, 2008; Mike Sellers, 2012; Willie Eubanks III, 2019.

**AACA (12):** 1982 – Jim Ettari, DL. 1984 – Jim Gabrish, T. 1985 – Jim Gabrish, T. 1988 – Carlos Avalos, G. 1990 – DeRhon Robinson, G. 1992 – Lester Smith, DB. 1994 – Levi Davis, OL. 1995 – Brad Keeney, DL. 2008 – Andre Roberts, WR. 2012 – Mike Sellers, C. 2016 – Isaiah Pinson, OL; 2019 – Willie Eubanks III, LB (1st).

**Associated Press (25):** 1959 – Paul Maguire, E (3rd). 1963 – Vince Petno, WR (3rd). 1969 – John Small, LB (2nd). 1975 – Brian Ruff, LB (2nd). 1976 – Brian Ruff, LB (1st). 1980 – Stump Mitchell, RB (3rd). 1984 – Jim Gabrish, T (2nd). 1985 – Jim Gabrish, T (1st). 1986 – Scott Thompson, DL (1st). 1987 – Scott Thompson, DL (3rd). 1988 – Carlos Avalos, G (1st). 1990 – J.J. Davis, LB (2nd); DeRhon Robinson, G (2nd). 1992 – Carey Cash, OL (1st); Torrence Forney, DB (2nd); Lance Hansen, OL (3rd); Lester Smith, DB, (1st). 2001 – Travis Stephens, LB (3rd); 2007 – Andre Roberts, WR (3rd). 2008 – Andre Roberts, WR (1st); 2012 – Mike Sellers, C (1st). 2015 – Dee Delaney, DB (2nd); Mitchell Jeter, DL (2nd). 2016 – Dee Delaney, DB (1st); 2019 – Willie Eubanks III, LB (1st).

**Walter Camp (4):** 2012 – Mike Sellers, C. 2015 – Sam Frye, OL; Dee Delaney, DB. 2016 – Isaiah Pinson, OL; Dee Delaney, DB.

**The Sports Network/Stats Perform (26):** 1988 – Carlos Avalos, OL (1st). 1990 – J.J. Davis, LB (1st); DeRhon Robinson, OL (2nd). 1991 – Lester Smith, DB (1st). 1992 – Carey Cash, OL (1st); Torrence Forney, DB (2nd); Lance Hansen, OL (1st); Everette Sands, RB (2nd); Lester Smith, DB (1st). 1995 – Scott Belcher, LB (3rd). 1997 – Carlos Frank, KR (1st). 2000 – Travis Stephens, LB (3rd). 2001 – Travis Stephens, LB (2nd). 2007 – Andre Roberts, WR (3rd). 2008 – Andre Roberts, WR (1st); Andre Roberts, PR (3rd). 2012 – Mike Sellers, C (1st). 2013 – Darien Robinson, FB (2nd). 2015 – Dee Delaney, DB (1st); Tyler Renew, FB (1st); Mitchell Jeter, DL (3rd). 2016 – Dee Delaney, DB (1st); Isaiah Pinson, OL (2nd); Tyler Renew, RB (3rd). 2018 – Patrick Keefe, LS (3rd); 2019 – Willie Eubanks III, LB (2nd).

**Don Hansen's Football Gazette (10):** 1988 – Carlos Avalos, OG. 1990 – J.J. Davis, LB. 1991 – Lester Smith, DB. 1992 – Lester Smith, DB; Torrence Forney, DB; Lance Hansen, OG; Carey Cash, OT. 1997 – Carlos Frank, PR (2nd). 2000 – Travis Stephens, LB (3rd). 2001 – Travis Stephens, LB (3rd).

### ETSU

**Consensus (American Football Coaches Association, Associated Press, The Sports Network/Stats Perform) (2):** Matt Pyke, 2018; Quay Holmes, 2021.

**AACA (8):** 1985 – George Cimadevilla, P. 1994 – Jeff Johnson, WR. 1996 – James Russell, DL. 2018 – Matt Pyke, OL (1st); Nasir Player, DL (2nd); 2019 – Nasir Player, DL (2nd). 2020-21 – Jared Folks, LB (1st). 2021 – Quay Holmes, RB (1st).

**Associated Press (14):** 1986 – George Cimadevilla, P, (1st). 1989 – George Searcy, RB (2nd). 1994 – Jeff Johnson, WR (2nd). 1996 – James Russell, DL (2nd). 1997 – B.J. Adigun, WR (1st); Mario Hankerson, LB (1st). 1999 – Kevin Peterson, LB (2nd). 2018 – Matt Pyke, OL (1st); Tyree Robinson, DB (2nd). 2019 – Artevis Smith, DB (2nd). 2020-21 – Quay Holmes, AP (2nd). 2021 – Quay Holmes, RB (1st); Jacob Saylor, AP (2nd); Tre'mond Shorts, OL (3rd).

**Walter Camp (2):** 1996 – James Russell, DL. 2021 – Quay Holmes, RB.

**The Sports Network/Stats Perform (17):** 1987 – Rick Harris, DB, (1st). 1994 – Jeff Johnson, WR (1st). 1997 – B.J. Adigun, WR (1st); Mario Hankerson, LB (1st). 1998 – Kevin Peterson, LB (3rd). 1999 – Kevin Peterson, LB (2nd). 2003 – Gerald Sensabaugh, DB (3rd). 2018 – Matt Pyke, OL (1st); Tyree Robinson, DB (2nd); Nasir Player, DL (3rd); 2019 – Nasir Player, DL (2nd); Artevis Smith, DB (2nd). 2020-21 – Quay Holmes, AP (1st); Tre'mond Shorts, OL (2nd). 2021 – Quay Holmes, RB (1st); Tre'mond Shorts, OL (2nd); Jacob Saylor, AP (3rd).

**Don Hansen's Football Gazette (5):** 1997 – B.J. Adigun, WR (1st); Mario Hankerson, LB (2nd). 1998 – Kevin Peterson, LB (3rd); Lamar Cooper, WR (3rd). 2001 – Tony Tiller, DB (3rd). 2003 – Brandon Calton, DL (1st); Aaron Bass, P (2nd).

### FURMAN

**Consensus (American Football Coaches Association, Associated Press, The Sports Network/Stats Perform) (10):** Jeff Blankenship, 1988; Kelly Fletcher, 1989; Steve Duggan, 1990; Kevin Kendrick, 1990; John Keith, 1999; Louis Ivory, 2000; Donnie Littlejohn, 2001; Dakota Dozier, 2013; Matthew Schmidt, 2017; Grayson Atkins, 2019.

**AACA (21):** 1982 – Ernest Gibson, DB. 1983 – Ernest Gibson, DB. 1984 – Rock Hurst, LB. 1988 – Jeff Blankenship, LB. 1989 – Kelly Fletcher, DE.

1990 – Steve Duggan, C; Kevin Kendrick, LB. 1991 – Eric Walter, OL. 1992 – Kota Suttle, LB. 1998 – Orlando Ruff, LB. 1999 – John Keith, DB. 2000 – Louis Ivory, RB. 2001 – Donnie Littlejohn, OL. 2002 – Trevor Kruger, OL. 2005 – William Freeman, LB. 2008 – William Middleton, DB. 2011 – Kadarron Anderson, LB; Ryan Steed, DB. 2013 – Dakota Dozier, OL. 2017 – Matthew Schmidt, OL (1st); 2019 – Grayson Atkins, K (1st).

**Associated Press (47):** 1981 – Bruce Gheesling, LB (3rd). 1982 – Stanford Jennings, RB (3rd). 1983 – Dan Sleet, G (3rd). 1985 – Gene Reeder, C (1st). 1987 – Alex Albert, G (3rd). 1988 – Jeff Blankenship, LB (1st); Fe Cowan, OL (3rd). 1989 – Kelly Fletcher, DE (1st). 1990 – Steve Duggan, C (1st); Kevin Kendrick, LB (1st). 1991 – Allen Edwards, DL (2nd); Eric Walter, OL (2nd). 1992 – Kota Suttle, LB (2nd); Carl Tremble, RB (3rd). 1993 – Ronnie McCutchan, P (2nd); Andre Worrell, DB (3rd). 1994 – Jim Richter, PK (1st). 1997 – Bryan Dailer, DL (3rd). 1999 – John Keith, DB (1st); Des Kitchings, AP (3rd). 2000 – Louis Ivory, RB (1st); Marty Priore, OG (1st); Will Bouton, LB (1st). 2001 – Donnie Littlejohn, OT (1st); Louis Ivory, RB (2nd); Will Bouton, LB (2nd); Marty Priore, OG (2nd); Brian Bratton, AP (3rd). 2002 – Trevor Kruger, OL (3rd). 2003 – Danny Marshall, PK (3rd). 2004 – Ben Bainbridge, OT (1st); Roy Ravenell, DE (3rd); William Freeman, LB (3rd). 2005 – William Freeman, LB (1st); Corey Stewart, OL (2nd); Patrick Covington, OL (2nd). 2011 – Kadarron Anderson, LB (1st); Ryan Steed, DB (1st). 2012 – Dakota Dozier, OL (3rd). 2013 – Dakota Dozier, OL (1st); Ray Early, PK (2nd). 2017 – Matthew Schmidt, OL (2nd). 2018 – Grayson Atkins, K (2nd); Adrian Hope, LB (2nd); 2019 – Grayson Atkins, K (2nd). 2020-21 – Ryan Miller, TE (1st). 2021 – Ryan Miller, TE (3rd).

**Walter Camp (14):** 1988 – Jeff Blankenship, LB. 1990 – Kevin Kendrick, LB; Steve Duggan, C. 1999 – John Keith, DB. 2000 – Louis Ivory, RB; Josh Moore, OL. 2001 – Will Bouton, LB; Donnie Littlejohn, OL. 2002 – Trevor Kruger, OL. 2004 – Ben Bainbridge, OT. 2008 – Joel Bell, OL. 2011 – Colin Anderson, TE. 2012 – Jerodis Williams, KR. 2013 – Dakota Dozier, OL.

**The Sports Network/Stats Perform (45):** 1988 – Jeff Blankenship, LB (1st). 1989 – Kelly Fletcher, DE (1st). 1990 – Steve Duggan, C (1st); Kevin Kendrick, LB (1st). 1992 – Kota Suttle, LB (2nd). 1994 – Jim Richter, PK (2nd). 1996 – Luther Broughton, TE (2nd). 1997 – Bryan Dailer, DL (1st). 1999 – John Keith, DB (1st); 2000 – Louis Ivory, RB (1st); Josh Moore, OT (1st); Will Bouton, LB (2nd); Chris Stewart, C (3rd). 2001 – Donnie Littlejohn, OT (1st); Will Bouton, LB (1st); Louis Ivory, RB (2nd); Marty Priore, OL (2nd); Chris Stewart, C (2nd); Brian Bratton, RS (2nd). 2002 – Trevor Kruger, OL (2nd). 2003 – Danny Marshall, PK (3rd). 2004 – Ben Bainbridge, OT (1st); Roy Ravenell, DL (3rd); William Freeman, LB (3rd). 2005 – Patrick Covington, OL (1st); Corey Stewart, OL (2nd); Ingle Martin, P (2nd); William Freeman, LB (3rd). 2006 – Roy Ravenell, DL (1st). 2007 – Jerome Felton, FB (1st). 2008 – Joel Bell, T (1st); William Middleton, CB (1st). 2009 – Kadarron Anderson, LB (3rd). 2011 – Colin Anderson, TE (1st); Ryan Steed, DB (3rd). 2012 – Jerodis Williams, KR (1st); Dakota Dozier, OL (2nd). 2013 – Dakota Dozier, OL (1st). 2014 – Gary Wilkins, DL (3rd). 2015 – Cory Magwood, LB (3rd). 2017 – Matthew Schmidt, OL (2nd). 2019 – Grayson Atkins, K (2nd). 2020-21 – Ryan Miller, TE (2nd). 2021 – Ryan Miller, TE (3rd).

**Don Hansen's Football Gazette (22):** 1985 – Kyle Davis, DE (1st). 1988 – Jeff Blankenship, LB (1st). 1989 – Kelly Fletcher, DE (1st); Chris Roper, DE (1st). 1990 – Kevin Kendrick, LB (1st). 1994 – Jim Richter, PK (1st). 1998 – Orlando Ruff, LB (3rd). 1999 – John Keith, DB (2nd). 2000 – Louis Ivory, RB (1st); Josh Moore, OL (1st); Trent Sansbury, TE (3rd). 2001 – Donnie Littlejohn, OL (1st); Will Bouton, LB (1st); Louis Ivory, RB (2nd); Brian Bratton, KR (2nd). 2002 – Trevor Kruger, OL (1st); Rodney Johnson, DB (3rd). 2003 – Danny Marshall, PK (2nd). 2004 – William Freeman, LB (2nd); Roy Ravenell, DL (3rd); Patrick Covington, G (3rd). 2006 – Andrew Thornburg, OL (3rd)

### MERCER

**The Sports Network/Stats Perform (1):** 2014 – Chandler Curtis, AP, (3rd).

### SAMFORD

**Consensus (American Football Coaches Association, Associated Press, The Sports Network/Stats Perform) (6):** Jaquiski Tartt, 2014; Karel Hamilton, 2016; Ahmad Gooden, 2017; Devlin Hodges, 2018; Kelvin McKnight, 2018; Montrell Washington, 2021.

**AACA (9):** 2013 – Fabian Truss, AP. 2014 – Jaquiski Tartt, DB. 2016 – Karel Hamilton, WR (2nd). 2017 – Ahmad Gooden, DL (1st); Devlin Hodges, QB (2nd); Kelvin McKnight, WR (2nd). 2018 – Devlin Hodges, QB (1st); Kelvin McKnight, WR (1st). 2021 – Montrell Washington, AP (1st).

**Associated Press (14):** 2010 – Bryce Smith, LB (2nd). 2012 – Jaquiski Tartt, DB (1st). 2013 – Justin Shade, LB (1st); Fabian Truss, KR (1st); Jaquiski Tartt, DB (2nd). 2014 – Jaquiski Tartt, DB (2nd). 2015 – Anthony Pistelli,

## Current schools only

PK (1st). 2016 – Karel Hamilton, WR (1st); Devlin Hodges, QB (3rd). 2017 – Ahmad Gooden, DL (2nd); Austin Barnard, P (3rd). 2018 – Ahmad Gooden, DL (1st); Devlin Hodges, QB (2nd); Kelvin McKnight, WR (2nd). 2020-21 – Chris Edmonds, DB (1st). 2021 – Montrell Washington, AP (1st).

**Walter Camp (6):** 2012 – Jaquiski Tartt, DB. 2013 – Justin Shade, LB. 2015 – Anthony Pistelli, PK. 2016 – Karel Hamilton, WR. 2017 – Ahmad Gooden, DL. 2018 – Devlin Hodges, QB; Kelvin McKnight, WR.

**The Sports Network/Stats Perform (20):** 2012 – Jaquiski Tartt, DB (1st); Fabian Truss, KR (2nd). 2013 – Justin Shade, LB (1st). Fabian Truss, AP (1st). Jaquiski Tartt, DB (2nd). 2014 – Jaquiski Tartt, DB (1st). 2015 – James Bradberry, DB (3rd). 2016 – Karel Hamilton, WR (1st); Devlin Hodges, QB (3rd). 2017 – Ahmad Gooden, DL (2nd); Kelvin McKnight, WR (3rd); Shaheed Salmon, LB (3rd). 2018 – Devlin Hodges, QB (1st); Ahmad Gooden, DL (2nd); Kelvin McKnight, WR (3rd); 2019 – Montrell Washington, PR (1st). 2020-21 – Chris Edmonds, DB (1st); Liam Welch, QB (2nd); Mitchell Fineran, PK (2nd). 2021 – Montrell Washington, AP (1st).

## CHATTANOOGA

**Consensus (American Football Coaches Association, Associated Press, The Sports Network/Stats Perform) (6):** Davis Tull, 2013, 2014; Keionta Davis, 2016; Corey Levin, 2016; Isaiah Mack, 2018; Cole Strange, 2021; Devonsha Maxwell, 2021.

**AFCA (15):** 1985 – Mike Makins, DL. 1989 – Junior Jackson, LB. 1990 – Tony Hill, LB; Pumpu Tudors, P. 2012 – Davis Tull, DL. 2013 – Davis Tull, DL. 2014 – Davis Tull, DL. 2015 – Jacob Huesman, QB; Keionta Davis, DL. 2016 – Keionta Davis, DL (1st); Corey Levin, OL (2nd). 2018 – Isaiah Mack, DL (1st). 2020-21 – Devonsha Maxwell, DL (2nd). 2021 – Cole Strange, OL (1st); Devonsha Maxwell, DL (2nd).

**Associated Press (24):** 1989 – Pumpu Tudors, P (1st); Junior Jackson, LB (2nd). 1990 – Troy Boeck, T (1st); Pumpu Tudors, P (2nd). 1991 – Pumpu Tudors, P (2nd). 1996 – Ron Faugue, DB (3rd). 2000 – Matt Vick, PK (2nd); 2002 – Josh Cain, LB (2nd). 2003 – Alonzo Nix, WR (3rd). 2009 – Craig Camay, PK (2nd); Josh Beard, DL (3rd). 2010 – Joel Bradford, WR (3rd). 2012 – Davis Tull, DL (2nd). 2013 – Davis Tull, DL (1st). 2014 – Davis Tull, DL (1st); Faysal Shafaat, TE (3rd). 2015 – Corey Levin, OL (1st); Keionta Davis, DL (2nd). 2016 – Corey Levin, OL (2nd); Keionta Davis, DL (2nd). 2018 – Isaiah Mack, DL (1st). 2021 – Devonsha Maxwell, DL (2nd); Brandon Dowdell, DB (2nd); Cole Strange, OL (3rd).

**Walter Camp (5):** 2012 – Davis Tull, DL. 2013 – Davis Tull, DL. 2015 – Corey Levin, OL. 2018 – Isaiah Mack, DL. 2021 – Cole Strange, OL.

**The Sports Network/Stats Perform (23):** 1989 – Pumpu Tudors, P (1st). 1990 – Troy Boeck, DL (2nd); Pumpu Tudors, P (2nd). 1996 – Ron Faugue, DB (2nd). 2000 – Matt Vick, PK (1st). 2002 – Josh Cain, LB (2nd). 2003 – Alonzo Nix, WR (3rd). 2007 – Chris Camacho, S (2nd). 2011 – Wes Dothard, LB (1st). 2012 – Davis Tull, DL (2nd); Wes Dothard, LB (3rd). 2013 – Davis Tull, DL (2nd). 2014 – Davis Tull, DL (1st); Corey Levin, OL (3rd). 2015 – Corey Levin, OL (1st); Jacob Huesman, QB (2nd); Keionta Davis, DL (2nd). 2016 – Keionta Davis, DL (1st); Corey Levin, OL (2nd); Nakevion Leslie, LB (3rd). 2018 – Isaiah Mack, DL (1st). 2021 – Cole Strange, OL (1st); Devonsha Maxwell, DL (1st).

**Don Hansen's Football Gazette (6):** 1998 – Kenny Sanders, DE (3rd). 2000 – Matt Vick, PK (1st); Chris Sanders, QB (2nd). 2001 – Tyler Unzicker, DL (2nd); Josh Cain, LB (2nd). 2002 – Josh Cain, LB (3rd).

## VMI

**Consensus (American Football Coaches Association, Associated Press, The Sports Network/Stats Perform) (4):** Mark Stock, 1988; Thomas Haskins, 1986; Alex Ramsey, 2019; Jakob Herres, 2020-21.

**AFCA (6):** 1988 – Mark Stock, WR. 1996 – Thomas Haskins, RB; 2019 – Alex Ramsey, RB (2nd). 2020-21 – Jakob Herres, WR (1st). 2021 – Stone Snyder, LB (2nd); Robert Soderholm, LS (2nd).

**Associated Press (12):** 1937 – Paul Shu, RB (3rd). 1938 – Paul Shu, RB (3rd). 1947 – Chi Mills, T (2nd). 1974 – Andy Dearman, G (2nd). 1988 – Mark Stock, WR (1st). 1991 – Lorenzo Carpenter, C (2nd). 1992 – Lorenzo Carpenter, OL (2nd). 1995 – Thomas Haskins, RB (1st). 1996 – Thomas Haskins, RB (1st); 2019 – Alex Ramsey, RB (2nd). 2020-21 – Jakob Herres, WR (1st); Stone Snyder, LB (1st).

**Walter Camp (1):** 1996 – Thomas Haskins, RB.

**The Sports Network/Stats Perform (10):** 1988 – Mark Stock, WR (1st). 1992 – Lorenzo Carpenter, C (2nd). 1995 – Thomas Haskins, RB (2nd). 1996 – Thomas Haskins, RB (1st); 2019 – Alex Ramsey, RB (2nd). 2020-21 – Jakob Herres, WR (1st); Stone Snyder, LB (1st); Robert Soderholm, LS (1st). 2021 – Stone Snyder, LB (2nd); Robert Soderholm, LS (3rd).

**Don Hansen's Football Gazette (3):** 1995 – Thomas Haskins, RB (2nd).

1996 – Thomas Haskins, RB (2nd). 2000 – Richard Holland, KR (1st).

## WESTERN CAROLINA

**Consensus (American Football Coaches Association, Associated Press, The Sports Network/Stats Perform) (4):** Kerry Hayes, 1993; Eric Johnson, 1998; Detrez Newsome, 2016-2017.

**AFCA (7):** 1984 – Louis Cooper, DE. 1985 – Clyde Simmons, DE. 1993 – Kerry Hayes, WR. 1998 – Eric Johnson, DB (1st). 2016 – Detrez Newsome, AP (1st). 2017 – Detrez Newsome, AP (1st); Marvin Tillman, DB (2nd).

**Associated Press (24):** 1976 – Darrell Lipford, RB. 1983 – Eric Rasheed, WR (2nd); Tiger Greene, DB (2nd). 1984 – Kirk Roach, K (1st); Louis Cooper, DE (1st); Tiger Greene, DB (1st); Steve Kornegay, P (1st); Mark Buffamoyer, DL (2nd). 1985 – Alonzo Carmichael, TE (1st); Clyde Simmons, DE (1st). 1986 – Kirk Roach, K (1st); Alonzo Carmichael, TE (2nd). 1987 – Kirk Roach, K (1st). 1992 – Todd Harkins, OL (3rd); Kerry Hayes, KR (3rd). 1993 – Kerry Hayes, KR (1st). 1998 – Eric Johnson, DB (1st); Ken Hinsley, P (3rd). 1999 – Josh Jones, PK (3rd). 2007 – Eddie Cohen, WR (2nd). 2016 – Detrez Newsome, AP (1st). 2017 – Ian Berryman, P (2nd); Detrez Newsome, RB (3rd). 2018 – Owen Cosenke, TE (3rd).

**USA Today/ESPN (2):** 1998 – Eric Johnson, DB (2nd); Ken Hinsley, P (2nd).

**The Sports Network/Stats Perform (12):** 1988 – Geno Segers, DL (1st). 1992 – Todd Harkins, OL (2nd). 1993 – Kerry Hayes, KR (1st). 1997 – Eric Johnson, DB (3rd). 1998 – Eric Johnson, DB (1st); Ken Hinsley, P (3rd). 2007 – Eddie Cohen, WR (2nd). 2009 – Adrian McLeod, LB (3rd). 2014 – Christian Gill, LB (3rd). 2016 – Detrez Newsome, AP (2nd). 2017 – Detrez Newsome, AP (1st). 2018 – Tyrie Adams, AP (2nd).

**Don Hansen's Football Gazette (4):** 1998 – Ken Hinsley, P (1st); Eric Johnson, DB (2nd); Brad Hoover, RB (2nd). 2002 – Michael Spicer, DL (3rd).

## WOFFORD

**Consensus (Associated Press, American Football Coaches Association, The Sports Network/Stats Perform) (3):** Matt Nelson, 2003; Lee Basinger, 2004; Blake Jeresaty, 2019.

**AFCA (5):** 2003 – Matt Nelson, DB. 2004 – Lee Basinger, DL. 2005 – Katon Bethay, DT. 2013 – Jared Singleton, OL; 2019 – Blake Jeresaty, OL (2nd).

**Associated Press (20):** 1997 – Dan Williams, OL (1st). 2000 – Brian Bodor, DL (2nd). 2002 – Anthony Jones, DL (2nd). 2003 – Eric Deutsch, OL (1st); Matt Nelson, FS (1st); Bobby Gibbs, OL (3rd). 2004 – Lee Basinger, DE (1st); Eric Deutsch, OL (1st). 2005 – Katon Bethay, DL (3rd); 2008 – Derek Wooten, OL (3rd). 2010 – Eric Breitenstein, RB (2nd); Pat Illig, OL (2nd); Ameet Pall, DL (2nd). 2011 – Eric Breitenstein, RB (1st); Nate Page, OL (2nd). 2012 – Eric Breitenstein, RB (1st). 2013 – Jared Singleton, OL (3rd). 2016 – Lorenzo Long, RB (3rd); Anton Wahrby, OL (3rd). 2017 – Ross Demmel, OL (3rd). 2018 – Justus Basinger, OL (3rd); 2019 – Blake Jeresaty, OL (1st).

**Walter Camp (5):** 2002 – Anthony Jones, DL. 2004 – Eric Deutsch, OL; Lee Basinger, DE. 2010 – Ameet Pall, DL. 2011 – Nate Page, OL.

**The Sports Network/Stats Perform (27):** 1997 – Dan Williams, OL (1st). 2000 – Brian Bodor, DL (2nd); 2002 – Anthony Jones, DL (2nd). 2003 – Eric Deutsch, OL (1st); Matt Nelson, FS (1st); Bobby Gibbs, OL (3rd). 2004 – Lee Basinger, DE (1st); Eric Deutsch, OL (1st). 2005 – Katon Bethay, DL (3rd). 2007 – Corey McKenna, OT (2nd). 2008 – Dane Romero, FB (1st); 2010 – Eric Breitenstein, RB (1st); Pat Illig, OL (1st); Ameet Pall, DL (1st). 2011 – Eric Breitenstein, RB (1st); Nate Page, OL (1st); Alvin Scioneaux, LB (3rd). 2012 – Eric Breitenstein, RB (1st). 2016 – David Marvin, PK (1st); Lorenzo Long, RB (2nd); Anton Wahrby, OL (3rd). 2017 – Andre Stoddard, FB (2nd); Miles Brown, DL (3rd). 2018 – Andre Stoddard, FB (2nd); Miles Brown, DL (3rd); 2019 – Blake Jeresaty, OL (2nd). 2020-21 – Nathan Walker, FB (2nd).

**Don Hansen's Football Gazette (13):** 1997 – Dan Williams, OL (1st). 1998 – Tony Young, DB (3rd). 2000 – Brian Bodor, DL (3rd). 2001 – Nathan Fuqua, DL (3rd). 2002 – Anthony Jones, DL (1st); Matt Nelson, DB (1st); Eric Deutsch, OL (3rd). 2003 – Eric Deutsch, OL (1st); Bobby Gibbs, OL (1st); Lee Basinger, DL (1st); Matt Nelson, DB (1st); Timmy Thrift, LB (2nd). 2004 – Eric Deutsch, OL (3rd).





# ALL-CONFERENCE TEAMS



B Mike Holloran, GWU  
B Dick Leftridge, WVU

## Defense

E Pack Hindsley, DAV  
E Bill Sullivan, WVU  
T Tony Buccino, W&M  
T John Turner, VMI  
LB Bob Gadkowski, W&M  
LB Bob Schmalzreidt, VMI  
LB Billy Turner, FUR  
B Francis Grant, CIT  
B Tom Metz, GWU  
B Jim Lofrese, W&M  
B Dave Sprinkle, DAV

## 1966

### Offense

E Chuck Alberston, W&M  
E Robbie Hahn, FUR  
T Bob Andrews, UR  
T Denny Williamson, WVU  
G Walter Bostic, ECU  
G Brad Cashman, GWU  
C Johnny Crew, ECU  
B Garrett Ford, WVU  
B Steve Molnar, GWU  
B Jimmy Poole, DAV  
B Larry Zurich, UR

### Defense

E Bob Gadkowski, W&M  
E Norm Neverson, GWU  
T Kevin Moran, ECU  
T Joe Neilson, W&M  
MG Dave Delgado, UR  
LB Adin Brown, W&M  
LB Baker Brown, WVU  
LB Bob Schmalzreidt, VMI  
B Robert Ellis, ECU  
B Cal McCombs, CIT  
B John Mallory, WVU

## 1967

### Offense

E Jim Cavanaugh, W&M  
E Walker Gillette, UR  
T Brad Cashman, W&M  
T Kevin Moran, ECU  
G Bob Biddle, VMI  
G Terry Crum, UR  
C Robbie Patterson, FUR  
B Butch Colson, ECU  
B Bob Habsevich, VMI  
B Neal Hughes, ECU  
B Jimmy Poole, DAV

### Defense

E Bob Gadkowski, W&M  
E Danny Williamson, WVU  
T Dave Delgado, UR  
T George Henshaw, WVU  
MG Carl Crennell, WVU  
LB Adin Brown, W&M  
LB Bob Schmalzreidt, VMI  
LB John Small, CIT  
B Joe Isaac, CIT  
B John Mallory, WVU  
B Chip Young, W&M

## 1968

### Offense

E Walker Gillette, UR  
E Mike Kelly, DAV  
T Ralph Beatty, W&M  
T Wayne Fowler, UR  
G Bob Biddle, VMI  
G Ben Grieb, ECU  
C Bob Herb, W&M  
B Jim McMillian, CIT  
B Terry Morton, W&M  
B Buster O'Brien, UR  
B Gordon Slade, DAV

### Defense

E Mel Medved, UR  
E Buzz Montsinger, UR  
E Jim Rathbun, CIT  
T Don Tyson, ECU  
T Eddie Watkins, CIT  
MG Dick Irvin, UR  
MG Burt Waite, W&M

LB Ken Diaz, CIT  
LB Pat Turchetta, UR  
B Jim Barton, W&M  
B Joe Isaac, CIT  
B Kerr Kump, VMI  
B Winston Whitehead, UR

## 1969

### Offense

E Walker Gillette, UR  
E Mike Kelly, DAV  
T Wayne Fowler, UR  
T Marion Glover, CIT  
G Terry Esterkamp, DAV  
G Craig Tyler, CIT  
C Bob Herb, W&M  
B Bob Duncan, CIT  
B Charlie Richards, UR  
B Gordon Slade, DAV  
B Billy Wightman, ECU  
K Ed Terry, DAV

### Defense

E Mel Medved, UR  
E Buzz Montsinger, UR  
T John Barelli, UR  
T Bruce Kasardo, UR  
T George Wheeler, ECU  
MG Dick Irvin, UR  
LB John Small, CIT  
LB Pat Turchetta, UR  
B Phil Bryan, CIT  
B Tom Duffey, W&M  
B Whit Morrow, DAV  
B Winston Whitehead, UR

## 1970

### Offense

E Dick Corrada, ECU  
E Jim Livesay, UR  
T Peyton Barton, FUR  
T Brian Bitton, UR  
T Butch Kersey, FUR  
G Don Dease, CIT  
G Jackson Neall, W&M  
C Bob Herb, W&M  
B Bob Duncan, CIT  
B Mike Mikolayunas, DAV  
B Phil Mosser, W&M  
B Charlie Richards, UR  
K Don Cupit, VMI

### Defense

E Jim Lee, CIT  
E Pat Morris, UR  
T John Barelli, UR  
T Bruce Dasarda, UR  
T Rich Peeler, ECU  
LB Wally Ake, W&M  
LB Chuck Cross, FUR  
B Ray Easterling, UR  
B Jim King, CIT  
B Paul Sclaro, W&M  
B Jeff Varnadoe, CIT

## 1971

### Offense

E Brian Baima, CIT  
E David Knight, W&M  
T Mike Davitt, CIT  
T Pete Ramsey, VMI  
G Pat Hutto, CIT  
G Jackson Neall, W&M  
C Bob Conrad, UR  
B Jon Hall, CIT  
B Harry Lynch, CIT  
B Phil Mosser, W&M  
B Barty Smith, UR  
K Keith Clark, UR

### Defense

E John Nugent, UR  
E David Shi, FUR  
T Milt Ignatius, UR  
T Rich Peeler, ECU  
MG Keith Dooley, UR  
LB Pat Kelly, UR  
LB Monty Kiernan, ECU  
B Ray Easterling, UR  
B Jack Patterson, ECU  
B Paul Sclaro, W&M  
B Jeff Varnadoe, CIT

## 1972

### Offense

TE Stan Eure, ECU  
WR David Knight, W&M  
WR Walt Walker, DAV  
T Andy Dearman, VMI  
T Dan Utley, FUR  
G Greg Troupe, ECU  
G Stan Victor, W&M  
C Joe Montgomery, W&M  
B Carlester Crumpler, ECU  
B Billy Meyers, UR  
B Carl Summerell, ECU  
K Terry Regan, W&M

### Defense

E Ronnie Chappell, W&M  
E John Nugent, UR  
T Ron Reynolds, APP  
T Norman Seabrooks, CIT  
LB Pat Kelly, UR  
LB Danny Kepley, ECU  
LB Neal Rumble, CIT  
B Bob Loprete, UR  
B Rusty Markland, ECU  
B Vince Perone Jr., FUR  
B Paul Sclaro, W&M  
P Jay Jones, UR

## 1973

### Offense

TE Dick Pawlewicz, W&M  
WR Stan Eure, ECU  
WR Walt Walker, DAV  
T Andy Dearman, VMI  
T Dan Utley, FUR  
G Jim Amrhein, UR  
G Greg Troupe, ECU  
C Joe Montgomery, W&M  
QB Carl Summerell, ECU  
RB Carlester Crumpler, ECU  
RB Barty Smith, UR  
K Jim Woody, ECU

### Defense

E Cary Godette, ECU  
E Lee Pearson, UR  
T Vic Moye, UR  
T Ron Reynolds, APP  
G Tony Cicoria, CIT  
LB Pat Kelly, UR  
LB Danny Kepley, ECU  
B Bob Loprete, UR  
B Mike Myrick, ECU  
B Vince Perone Jr., FUR  
B Gene Williams, VMI  
P Russell Brown, W&M

## 1974

### Offense

TE Dick Pawlewicz, W&M  
WR Mike Mahoney, UR  
WR Ronnie Moore, VMI  
T Rick Bennett, ECU  
T Buddy Parrish, CIT  
G Andy Dearman, VMI  
G Jimbo Walker, ECU  
C Doug Hines, VMI  
QB Bill Deery, W&M  
RB Andrew Johnson, CIT  
RB Ronnie Norman, VMI  
RB Bill Schink, ECU  
K Jerry Harmon, APP

### Defense

E Bill Anderson, FUR  
E Butch Strawderman, ECU  
T Kenny Moore, ECU  
T Ace Owens, UR  
MG Fred Snipes, APP  
LB Danny Kepley, ECU  
LB Brian Ruff, CIT  
B Jim Bolding, ECU  
B Larry McKenzie, APP  
B Vince Perone Jr., FUR  
B Mike Stewart, W&M  
P Joe Parker, APP

## 1975

### Offense

TE Dickie Regan, CIT  
WR Ronnie Moore, VMI

T Rodney Elam, UR  
T Andre Staton, APP  
G Jimbo Walker, ECU  
G Tom Sofield, APP  
G Gill Beck, APP  
QB Robbie Price, APP  
RB Emmitt Hamilton, APP  
RB Larry Robinson, FUR  
RB Kenny Strayhorn, ECU  
K Gary Davis, APP

### Defense

E Cary Godette, ECU  
E Mike Copley, UR  
T Willie Bryant, ECU  
T Dickie Childress, UR  
LB Larry Anderson, FUR  
LB Harold Randolph, ECU  
LB Brian Ruff, CIT  
B Jim Bolding, ECU  
B Ralph Ferguson, CIT  
B Mark Gordon, FUR  
B Quinton McKinney, APP  
P Joe Parker, APP

## 1976

### Offense

TE Ken Cloud, W&M  
WR Dennis Holt, APP  
WR Tommy Southard, FUR  
T Ed Glackin, VMI  
T Jeff Holcomb, FUR  
G Wayne Bolt, ECU  
G Andre Staton, APP  
C Gill Beck, APP  
QB Tom Rozant, W&M  
RB Eddie Hicks, ECU  
RB Andrew Johnson, CIT  
RB Jim Kruijs, W&M  
K Pete Conaty, ECU

### Defense

E Cary Godette, ECU  
E Bruno Schmalhofer, W&M  
T Jack Dove, ECU  
T Ned Stephanovich, VMI  
LB Larry Anderson, FUR  
LB Harold Randolph, ECU  
LB Brian Ruff, CIT  
B Jim Bolding, ECU  
B Ralph Ferguson, CIT  
B Gerald Hall, ECU  
B Reggie Pinkney, ECU  
P Joe Parker, APP

## 1977

### Offense

TE Brette Simmons, FUR  
WR Mike Riley, CIT  
WR Wayne Tolleson, WCU  
T Ken Cadle, FUR  
T Paul Edmondson, UTC  
G Joe Petosa, UTC  
G Tom Replogie, VMI  
C Gill Beck, APP  
QB Mike Pusey, WCU  
RB Andre Gibson, VMI  
RB Darrell Lipford, WCU  
K Craig Jones, VMI

### Defense

E Greg Arnett, VMI  
E Bobby Church, FUR  
T Ronnie Powe, UTC  
T Ned Stephanovich, VMI  
G Tony Sparks, CIT  
LB Kenny Caldwell, CIT  
LB Glen Jones, VMI  
B Russell Gambrell, FUR  
B Paul Gillis, CIT  
B Gary McNeal, VMI  
B Kenny Mitchell, UTC  
P Greg Cater, UTC

## 1978

### Offense

TE Brette Simmons, FUR  
WR Rick Beasley, APP  
WR Gerald Harp, WCU  
T Bob Bookmiller, VMI  
T Paul Edmondson, UTC  
G Joe Petosa, UTC

G Robbie Vannoy, WCU  
C Rickey Young, FUR  
QB David Henderson, FUR  
RB Scott McConnell, APP  
RB Mark Stowers, FUR  
K Craig Jones, VMI

### Defense

E George Alston, WCU  
E Frank Jordan, UTC  
E Sami Killman, APP  
T Jacob Burney, UTC  
T Kevin Morgan, FUR  
MG Ty Smith, WCU  
LB Kenny Caldwell, CIT  
LB Pat Murphy, APP  
B Willie Carpenter, WCU  
B Russell Gambrell, FUR  
B Paul Gillis, CIT  
B Thomas Gunn, WCU  
P Greg Cater, UTC

## 1979

### Offense

TE Orion Rust, CIT  
WR Rick Beasley, APP  
WR Gerald Harp, WCU  
T John Burke, CIT  
T Doug Patterson, UTC  
T John Shuman, VMI  
G David Kreber, CIT  
G Roderick Moore, UTC  
C Paul Wright, UTC  
QB Mark Hutsell, ETSU  
RB Floyd Allen, VMI  
RB Gwain Durden, UTC  
K Craig Jones, VMI

### Defense

E Mike Adams, CIT  
E Frank Jordan, UTC  
E Jeff Snipes, FUR  
T Jacob Burney, UTC  
T Kevin Morgan, FUR  
T Bobby Peche, WCU  
LB Bruce Gheesling, FUR  
LB Alfonzo McCloud, UTC  
LB Ricky Smith, WCU  
B Walt Bellamy, VMI  
B Willie Carpenter, WCU  
B Paul Gillis, CIT  
B Jay Megna, ETSU  
P Greg Cater, UTC

## 1980

### Offense

TE Eddie McGill, WCU  
WR Rick Beasley, APP  
WR Gerald Harp, WCU  
T Charlie Anderson, FUR  
T Richard Farrier, CIT  
G Mike Coleman, FUR  
G John Olson, APP  
C Robert Lee, UTC  
QB Steve Brown, APP  
RB Floyd Allen, VMI  
RB Mike Glenn, FUR  
RB Stump Mitchell, CIT  
K Barry Childers, MAR

### Defense

E Dale McLarty, CIT  
E Jerry Moses, APP  
E Jeff Snipes, FUR  
T Jacob Burney, UTC  
T Kevin Morgan, FUR  
LB Bruce Gheesling, FUR  
LB Ricky Smith, WCU  
LB Willie Yates, UTC  
B Chris Buono, FUR  
B Mike Eden, VMI  
B Mike Hunt, UTC  
B Jeff Vincent, APP  
P John Johnson, FUR

## 1981

### Offense

TE Byron Lee, FUR  
WR Jeff Dean, WCU  
T Charlie Anderson, FUR  
T Steve Lloyd, FUR  
T Curtis Rouse, UTC



# ALL-CONFERENCE TEAMS

G Mike Coleman, FUR  
 G Jay Lasek, VMI  
 C Austin Beckham, VMI  
 QB Tim Sorrells, FUR  
 RB Floyd Allen, VMI  
 RB Stanford Jennings, FUR  
 RB Danny Miller, CIT  
 K Tim Tanguay, FUR  
 B Donnie Cook, ETSU  
 B Mike Hunt, UTC  
 B Carl Lee, MAR

**Defense**  
 E Felix Andrews, FUR  
 E Wade Foltz, VMI  
 T Sedrick Brown, CIT  
 T Willie Little, UTC  
 NG Jim Ettari, CIT  
 LB Bruce Ghesling, FUR  
 LB Melvin Rucker, VMI  
 B Bruce Alexander, CIT  
 B Jeff Burke, FUR  
 B Donnie Cook, ETSU  
 B Mike Hunt, UTC  
 B Carl Lee, MAR  
 P John Johnson, FUR

**1982**  
**Offense**  
 TE Tom Radle, VMI  
 WR Eric Rasheed, WCU  
 T Greg Hochstetler, UTC  
 T Joe Pipczynski, CIT  
 G Mike Coleman, FUR  
 G Jay Lasek, VMI  
 C Briggs Taylor, FUR  
 QB Ronnie Mixon, WCU  
 RB Anthony James, WCU  
 RB Stanford Jennings, FUR  
 RB Alvin Parker, APP  
 K Dean Biasucci, WCU

**Defense**  
 E Joey Abney, UTC  
 E Louis Cooper, WCU  
 T Jim Ettari, CIT  
 T Willie Little, UTC  
 NG Troy Phillips, FUR  
 LB Billy Hall, FUR  
 LB Melvin Rucker, VMI  
 B Mark Bridgman, FUR  
 B Donnie Cook, ETSU  
 B Carl Lee, MAR  
 B Gib McEachran, FUR  
 P Jon Howell, UTC

**1983**  
**Offense**  
 TE Bill West, CIT  
 WR Eric Rasheed, WCU  
 T Paul Johannessen, FUR  
 T Mike Nease, UTC  
 G Ed Boyd, APP  
 G Dan Sleet, FUR  
 C Steve Taylor, WCU  
 QB David Charpia, FUR  
 RB Melvin Dorsey, WCU  
 RB Larry Fourqurean, MAR  
 RB Stanford Jennings, FUR  
 K Dean Biasucci, WCU

**Defense**  
 E Bernard Jones, WCU  
 E Steve Kurtz, UTC  
 T Mark Buffamoyer, WCU  
 T Bob Standifer, UTC  
 LB Buck Coatney, FUR  
 LB Ricky Pate, WCU  
 LB Glen Richardson, UTC  
 B Glenn Bates, MAR  
 B Mark Bridgman, FUR  
 B Ernest Gibson, FUR  
 B Tiger Greene, WCU  
 P Pat Velarde, MAR

**1984**  
**Offense**  
 TE Fred Johnson, CIT  
 TE Steve Panham, VMI  
 WR Victor Frazier, CIT  
 WR Eric Rasheed, WCU  
 T Jim Gabrish, CIT

T Mike Herndon, WCU  
 G Ed Boyd, APP  
 G Brent Johnson, UTC  
 C Steve Taylor, WCU  
 QB Jeff Gilbert, WCU  
 RB Artis Edwards, UTC  
 RB Robbie Gardner, FUR  
 K Kirk Roach, WCU

**Defense**  
 E Louis Cooper, WCU  
 E David Ferrell, ETSU  
 T Mark Buffamoyer, WCU  
 T Bob Standifer, UTC  
 MG Randall Mitchell, UTC  
 LB Rock Hurst, FUR  
 LB Glen Richardson, UTC  
 B Tiger Greene, WCU  
 B David McCrary, UTC  
 B Jerome Norris, FUR  
 B Gary Zingler, ETSU  
 P Steve Kornegay, WCU

**1985**  
**Offense**  
 TE Alonzo Carmichael, WCU  
 WR Chas Fox, FUR  
 WR Lee Glaze, CIT  
 T Mike Calloway, APP  
 T Jim Gabrish, CIT  
 G Brent Johnson, UTC  
 G Charles Stephenson, WCU  
 C Gene Reeder, FUR  
 QB Bobby Lamb, FUR  
 RB Brian Jager, FUR  
 RB John Settle, APP  
 K Kirk Roach, WCU

**Defense**  
 E Chris Melick, APP  
 E Clyde Simmons, WCU  
 T Anthony Downs, APP  
 T Mike Makens, UTC  
 MG Randall Mitchell, UTC  
 LB Dino Hackett, APP  
 LB Glen Richardson, UTC  
 B Phillip Aldridge, UTC  
 B Mike Mayo, VMI  
 B Struggy Smith, APP  
 B Steve Squire, FUR  
 P George Cimadevilla, ETSU

**1986**  
**Offense**  
 TE Alonzo Carmichael, WCU  
 WR Mike Barber, MAR  
 WR Vincent Nowell, WCU  
 T Mike Calloway, APP  
 T Mark Cook, ETSU  
 G Alex Albert, FUR  
 G Steve Hall, WCU  
 C Sam Manos, MAR  
 QB Willie Perkins, WCU  
 RB Robbie Gardner, FUR  
 RB John Settle, APP  
 K Kirk Roach, WCU

**Defense**  
 L Anthony Down, APP  
 L Phillip Ferguson, FUR  
 L Mike Makens, UTC  
 L Scott Thompson, CIT  
 LB Cedric Felton, APP  
 LB Darryl Gardner, FUR  
 LB Willie Greenway, UTC  
 B Jimmy Armstrong, APP  
 B Fred Davis, WCU  
 B Jerome Norris, FUR  
 B Steve Squire, FUR  
 P George Cimadevilla, ETSU

**1987**  
**Offense**  
 TE Sean Doctor, MAR  
 WR Mike Barber, MAR  
 WR Vincent Nowell, WCU  
 T Fe Cowan, FUR  
 T James Hardman, APP  
 G Alex Albert, FUR  
 G Steve Hall, WCU  
 C Terry Poore, APP  
 QB Tony Petersen, MAR

RB John Bagwell, FUR  
 RB Ron Darby, MAR  
 K Kirk Roach, WCU

**Defense**  
 L Tony Bowick, UTC  
 L Anthony Downs, APP  
 L Phillip Ferguson, FUR  
 L Scott Thompson, CIT  
 LB Kenny Blaknell, APP  
 LB Zach Ervin, UTC  
 LB Darryl Gardner, FUR  
 B Derrick Harris, ETSU  
 B Mike Mayo, VMI  
 B Mark Snyder, MAR  
 B Reggie Solomon, UTC  
 P Tony Cox, APP

**1988**  
**Offense**  
 TE Sean Doctor, MAR  
 WR Mike Barber, MAR  
 WR Mark Stock, VMI  
 T Fe Cowan, FUR  
 T Derrick Graham, APP  
 G Carlos Avalos, CIT  
 G John Halford, MAR  
 C Steve Duggan, FUR  
 QB Gene Brown, CIT  
 QB John Gregory, MAR  
 RB Ron Darby, MAR  
 RB Adrian Johnson, CIT  
 K Bjorn Nittmo, APP

**Defense**  
 L Tony Bowick, UTC  
 L Kelly Fletcher, FUR  
 L Geno Segers, WCU  
 L Jimmy Snowden, APP  
 LB Jeff Blankenship, FUR  
 LB Willie Greenway, UTC  
 LB Pete Long, CIT  
 B J.D. Cautchen, CIT  
 B Julius Dixon, FUR  
 B Toussaint Kennedy, WCU  
 B Mike Lowman, UTC  
 P Billy Smith, UTC

**1989**  
**Coaches**  
**Offense**  
 TE Eric Ihnat, MAR  
 TE Greg Key, FUR  
 WR Phillip Florence, CIT  
 WR Andre Motley, MAR  
 T David Ewart, ETSU  
 T Derrick Graham, APP  
 G David Adams, FUR  
 G Ricky Bray, UTC  
 C Steve Duggan, FUR  
 QB John Gregory, MAR  
 RB Ritchie Melchor, APP  
 RB George Searcy, ETSU  
 K Dewey Klein, MAR

**Defense**  
 OLB Kelly Fletcher, FUR  
 OLB Chris Roper, FUR  
 L Troy Boeck, UTC  
 L Allen Edwards, FUR  
 L Brian Pitts, FUR  
 ILB Junior Jackson, UTC  
 ILB Kevin Kendrick, FUR  
 B Keith Collins, APP  
 B Gary Dandridge, APP  
 B Derrick Harris, ETSU  
 B Pat Turner, FUR  
 P Pumpytudors, UTC

**1989**  
**Media**  
**Offense**  
 TE Eric Ihnat, MAR  
 WR Phillip Florence, CIT  
 WR Andre Motley, MAR  
 T Rick Brodsky, CIT  
 T Derrick Graham, APP  
 G David Adams, FUR  
 G Ricky Bray, UTC  
 C Steve Duggan, FUR  
 QB Frankie DeBusk, FUR  
 RB James Roberts, UTC

RB George Searcy, ETSU  
 K Dewey Klein, MAR

**Defense**  
 L Troy Boeck, UTC  
 L Kelly Fletcher, FUR  
 L Avery Hall, APP  
 L Brian Pitts, FUR  
 LB Junior Jackson, UTC  
 LB Kevin Kendrick, FUR  
 LB Chris Roper, FUR  
 B Keith Collins, APP  
 B Gary Dandridge, APP  
 B Pat Turner, FUR  
 B Derrick Willis, UTC  
 P Pumpytudors, UTC

**1990**  
**Coaches**  
**Offense**  
 TE Eric Ihnat, MAR  
 WR Donald Lipscomb, FUR  
 WR Andre Motley, MAR  
 T David Ewart, ETSU  
 T Kyle Lowery, FUR  
 G DeRhon Robinson, CIT  
 G Eric Walter, FUR  
 C Steve Duggan, FUR  
 QB Frankie DeBusk, FUR  
 RB Derrick Hollins, ETSU  
 RB Carl Tremble, FUR  
 K Mike Shoun, ETSU

**Defense**  
 E Tony Hill, UTC  
 E Rico Mack, APP  
 L Troy Boeck, UTC  
 L Allen Edwards, FUR  
 L Avery Hall, APP  
 ILB Kevin Kendrick, FUR  
 ILB J.J. Davis, CIT  
 ILB Dwayne Pelham, APP  
 B Brance Draine, UTC  
 B Derek Grier, MAR  
 B Ivan Johnson, FUR  
 B Lester Smith, CIT  
 P Pumpytudors, UTC

**1990**  
**Media**  
**Offense**  
 TE Eric Ihnat, MAR  
 WR Donald Lipscomb, FUR  
 WR Andre Motley, MAR  
 T Kyle Lowery, FUR  
 T Greg Barnette, APP  
 T Carey Cash, CIT  
 G DeRhon Robinson, CIT  
 G Eric Walter, FUR  
 C Steve Duggan, FUR  
 QB Frankie DeBusk, FUR  
 RB Derrick Hollins, ETSU  
 RB Carl Tremble, FUR  
 K Rodney Allen, UTC

**Defense**  
 L Troy Beck, UTC  
 L Allen Edwards, FUR  
 L Billy Glanton, UTC  
 L Tony Hill, UTC  
 LB J.J. Davis, CIT  
 LB Kevin Kendrick, FUR  
 LB Rico Mack, APP  
 B Joe Chirico, MAR  
 B Brance Draine, UTC  
 B Jason Grant, FUR  
 B Ivan Johnson, FUR  
 P Pumpytudors, UTC

**1991**  
**Coaches**  
**Offense**  
 TE Paul Siffri, FUR  
 WR Donald Lipscomb, FUR  
 WR Brian Dowler, MAR  
 WR Shoun Habersham, UTC  
 T Carey Cash, CIT  
 T Madison Sayre, MAR  
 G Kitt Hill, APP  
 G Eric Walter, FUR  
 C Lorenzo Carpenter, VMI  
 QB Michael Payton, MAR

RB Chip Hooks, APP  
 RB Carl Tremble, FUR  
 K Andrew Burr, FUR

**Defense**  
 E Albert Luke, UTC  
 E Rico Mack, APP  
 L Allen Edwards, FUR  
 L Avery Hall, APP  
 L Mike Perfetti, VMI  
 ILB Murphy Duckett, ETSU  
 ILB Kota Suttle, FUR  
 B Gary Dandridge, APP  
 B Mike Ratcliff, FUR  
 B Lester Smith, CIT  
 B Jackie Washington, UTC  
 P Harold Alexander, APP

**1991**  
**Media**  
**Offense**  
 TE Paul Siffri, FUR  
 WR Brian Dowler, MAR  
 WR Donald Lipscomb, FUR  
 T Carey Cash, CIT  
 T Kyle Lowery, FUR  
 G Phil Ratliff, MAR  
 G Eric Walter, FUR  
 C Lorenzo Carpenter, VMI  
 QB Michael Payton, MAR  
 RB Chip Hooks, APP  
 RB Carl Tremble, FUR  
 K Dewey Klein, MAR

**Defense**  
 L Allen Edwards, FUR  
 L Avery Hall, APP  
 L Ryan Livezey, FUR  
 L Mike Perfetti, VMI  
 LB Rico Mack, APP  
 LB Donahue Stephenson, MAR  
 LB Kota Suttle, FUR  
 B Gary Dandridge, APP  
 B Derek Grier, MAR  
 B Lester Smith, CIT  
 B Jackie Washington, UTC  
 P Harold Alexander, APP

**1992**  
**Coaches**  
**Offense**  
 TE Mike Bartrum, MAR  
 WR Troy Brown, MAR  
 WR Craig Aiken, WCU  
 T Carey Cash, CIT  
 T Johnny McKee, MAR  
 G Todd Harkins, WCU  
 G Phil Ratliff, MAR  
 C Lorenzo Carpenter, VMI  
 QB Michael Payton, MAR  
 RB Carl Tremble, FUR  
 RB Everette Sands, CIT  
 KR Kerry Hayes, WCU  
 K Rodney Allen, UTC

**Defense**  
 E Ryan Livezey, FUR  
 E Rico Mack, APP  
 L Avery Hall, APP  
 L Tony Johnson, WCU  
 L Keenan Rhodes, MAR  
 LB Kota Suttle, FUR  
 ILB Brent David, APP  
 B Lester Smith, CIT  
 B Willie Williams, WCU  
 B Torrence Forney, CIT  
 B Julius Grant, WCU  
 P Harold Alexander, APP

**1992**  
**Media**  
**Offense**  
 TE Mike Bartrum, MAR  
 WR Troy Brown, MAR  
 WR Craig Aiken, WCU  
 T Carey Cash, CIT  
 T Chris Deaton, MAR  
 G Phil Ratliff, MAR  
 G Lance Hansen, CIT  
 C Lorenzo Carpenter, VMI  
 QB Michael Payton, MAR

# ALL-CONFERENCE TEAMS



RB Carl Tremble, FUR  
 RB Everette Sands, CIT  
 KR Kerry Hayes, WCU  
 K Rodney Allen, UTC  
**Defense**  
 L Avery Hall, APP  
 L Sean Swoope, APP  
 L Ryan Livezey, FUR  
 L Milan Sterling, FUR  
 L Byron Litton, MAR  
 LB Kota Suttle, FUR  
 LB Rico Mack, APP  
 LB Shannon King, MAR  
 B Lester Smith, CIT  
 B Torrence Forney, CIT  
 B Willie Williams, WCU  
 B Andre Worrell, FUR  
 P Harold Alexander, APP

### 1993 Coaches Offense

TE Andrew Jordan, WCU  
 WR Jeff Johnson, ETSU  
 WR Craig Aiken, WCU  
 T Chris Deaton, MAR  
 T Thomas Jackson, WCU  
 G Trevor Thomas, MAR  
 G Miguel Ayoub, GSU  
 C Wes Greenwell, WCU  
 QB Todd Donnan, MAR  
 RB Chris Parker, MAR  
 RB Everette Sands, CIT  
 KR Kerry Hayes, WCU  
 K Reed Haley, GSU

### Defense

E Ryan Livezey, FUR  
 E Rodney Garrett, MAR  
 L Alex Mash, GSU  
 L Tony Johnson, WCU  
 L Mike Hardy, FUR  
 ILB William King, MAR  
 ILB Milan Sterling, FUR  
 DB Andre Worrell, FUR  
 DB Julius Grant, WCU  
 DB Roger Johnson, MAR  
 DB Shawn Austin, GSU  
 P Ronnie McCutchan, FUR

### 1993

### Media Offense

TE Demarko Kemp, UTC  
 WR Jeff Johnson, ETSU  
 WR Ricky Carter, MAR  
 T Chris Deaton, MAR  
 T Thomas Jackson, WCU  
 G Miguel Ayoub, GSU  
 G Trevor Thomas, MAR  
 C Wes Greenwell, WCU  
 QB Lonnie Galloway, WCU  
 RB Chris Parker, MAR  
 RB Chip Hooks, APP  
 KR Kerry Hayes, WCU  
 K Jim Richter, FUR

### Defense

L Alex Mash, GSU  
 L Ryan Livezey, FUR  
 L Rodney Garrett, MAR  
 L Tony Johnson, WCU  
 LB William King, MAR  
 LB Milan Sterling, FUR  
 LB Tom Bodine, WCU  
 DB Andre Worrell, FUR  
 DB Roger Johnson, MAR  
 DB Julius Grant, WCU  
 DB Detric Cummings, CIT  
 P Ronnie McCutchan, FUR

### 1994

### Coaches Offense

TE Luther Broughton, FUR  
 WR Jeff Johnson, ETSU  
 WR Craig Aiken, WCU  
 T William Pannell, MAR  
 T Brad Ohrt, APP  
 G Isaac Ferrell, GSU  
 G Levi Davis, CIT

C Franklin Stephens, GSU  
 QB Todd Donnan, MAR  
 RB Chris Parker, MAR  
 RB Thomas Haskins, VMI  
 KR Kerry Hayes, WCU  
 K Jim Richter, FUR

### Defense

DL William Peebles, APP  
 DL James Russell, ETSU  
 DL Billy Lyon, MAR  
 DL Billy Bumper, WCU  
 DL Dexter Coakley, APP  
 LB Paul Carroll, GSU  
 LB Brian Stump, MAR  
 DB Matt Stevens, APP  
 DB Roger Johnson, MAR  
 DB Shannon Morrison, MAR  
 DB Jon Jenkins, WCU  
 P Travis Colquitt, MAR

### 1994

### Media Offense

TE Demarko Kemp, UTC  
 WR Jeff Johnson, ETSU  
 WR Craig Aiken, WCU  
 T William Pannell, MAR  
 T Brian Fisher, FUR  
 G Aaron Ferguson, MAR  
 G Brad Ohrt, APP  
 G Wes Greenwell, WCU  
 QB Todd Donnan, MAR  
 RB Chris Parker, MAR  
 RB Thomas Haskins, VMI  
 KR Kerry Hayes, WCU  
 K Jim Richter, FUR

### Defense

DL William Peebles, APP  
 DL Chip Miller, APP  
 DL Billy Lyon, MAR  
 DL B.J. Cohen, MAR  
 LB Dexter Coakley, APP  
 LB Tom Bodine, WCU  
 LB Micah Young, CIT  
 DB Shannon Morrison, MAR  
 DB Roger Johnson, MAR  
 DB Matt Stevens, APP  
 DB Jon Jenkins, WCU  
 P Travis Colquitt, MAR

### 1995

### Coaches Offense

TE Jermaine Wiggins, MAR  
 WR Tim Martin, MAR  
 WR Terrell Owens, UTC  
 OT William Pannell, MAR  
 OT Chad Groover, APP  
 OG Aaron Ferguson, MAR  
 OG Shawn Clark, APP  
 C Scott Kadlub, APP  
 QB Scott Satterfield, APP  
 RB Thomas Haskins, VMI  
 RB Chris Parker, MAR  
 KR Dexter Dawson, GSU  
 PK Jay Sutton, APP

### Defense

DL Billy Lyon, MAR  
 DL James Russell, ETSU  
 DL B.J. Cohen, MAR  
 DL Derek Summerour, WCU  
 LB Dexter Coakley, APP  
 LB Jermaine Swafford, MAR  
 LB Larry McCloud, MAR  
 DB Matt Stevens, APP  
 DB Donnie Abraham, ETSU  
 DB Brancis Williams, GSU  
 DB Jamie Coleman, APP  
 P Josh Siefken, UTC

### 1995

### Media Offense

TE Luther Broughton, FUR  
 WR Terrell Owens, UTC  
 WR David Patten, WCU  
 OT William Pannell, MAR  
 OT Chad Groover, APP  
 OG Aaron Ferguson, MAR

OG Shawn Clark, APP  
 C Scott Kadlub, APP  
 QB Scott Satterfield, APP  
 RB Thomas Haskins, VMI  
 RB Chris Parker, MAR  
 KR Dexter Dawson, GSU  
 PK Tim Openlander, MAR

### Defense

DL B.J. Cohen, MAR  
 DL Billy Lyon, MAR  
 DL James Russell, ETSU  
 DL Shawn Elliott, APP  
 DL Dexter Coakley, APP  
 LB Scott Belcher, CIT  
 LB Joe DiBernardo, APP  
 DB Matt Stevens, APP  
 DB Melvin Cunningham, MAR  
 DB Donnie Abraham, ETSU  
 DB Jamie Coleman, APP  
 P Allen Guinn, APP

### 1996

### Coaches Offense

TE Luther Broughton, FUR  
 WR Tim Martin, MAR  
 WR Randy Moss, MAR  
 OT Chad Groover, APP  
 OT Jamie Wilson, MAR  
 OG Aaron Ferguson, MAR  
 OG Shawn Clark, APP  
 C John Wade, MAR  
 QB Braniff Bonaventure, FUR  
 RB Thomas Haskins, VMI  
 RB Damon Scott, APP  
 PK Tim Openlander, MAR  
 KR Tim Martin, MAR

### Defense

DL James Russell, ETSU  
 DL Billy Lyon, MAR  
 DL B.J. Cohen, MAR  
 DL Edward Thomas, GSU  
 LB Dexter Coakley, APP  
 LB Larry McCloud, MAR  
 LB Mike Rogers, VMI  
 DB Melvin Cunningham, MAR  
 DB Ron Faugue, UTC  
 DB Jeremy Osborne, FUR  
 DB Scott Smythe, MAR  
 P Chris Hanson, MAR

### 1996

### Media Offense

TE Luther Broughton, FUR  
 WR Randy Moss, MAR  
 WR Tim Martin, MAR  
 OT Chad Groover, APP  
 OT Derek Beres, CIT  
 OG Aaron Ferguson, MAR  
 OG Shawn Clark, APP  
 C Scott Kadlub, APP  
 QB Eric Kresser, MAR  
 RB Thomas Haskins, VMI  
 RB Damon Scott, APP  
 PK Tim Openlander, MAR  
 KR Randy Moss, MAR

### Defense

DL Billy Lyon, MAR  
 DL James Russell, ETSU  
 DL B.J. Cohen, MAR  
 DL Jackie Avery, APP  
 LB Dexter Coakley, APP  
 LB Larry McCloud, MAR  
 LB Jermaine Swafford, MAR  
 DB Melvin Cunningham, MAR  
 DB Ron Faugue, UTC  
 DB Gordon Fenderson, APP  
 DB Cornell Lewis, VMI  
 P Chris Hanson, MAR

### 1997

### Coaches Offense

TE Frank Leatherwood, APP  
 WR B.J. Adigun, ETSU  
 WR Stefpon Hawkins, UTC  
 T Rich McGrath, GSU  
 T Sam Haynie, ETSU

G Mark Williams, GSU  
 G Alvin Brown, CIT  
 C Dan Williams, WOF  
 QB Bake Baker, APP  
 RB Roderick Russell, GSU  
 RB Brian Edwards, ETSU  
 RET Carlos Frank, CIT  
 PK Eric Meng, GSU

### Defense

L Bryan Dailer, FUR  
 L Jackie Avery, APP  
 L Adrian Luster, CIT  
 L Voncellies Allen, GSU  
 LB Mario Hankerson, ETSU  
 LB D.T. Tanner, GSU  
 LB Orlando Ruff, FUR  
 DB Jeremy Osborne, FUR  
 DB Ron Faugue, UTC  
 DB Eric Johnson, WCU  
 DB Kevin Smith, CIT  
 P Ken Hinsley, WCU

### 1997

### Media Offense

TE Frank Leatherwood, APP  
 WR B.J. Adigun, ETSU  
 WR Stefpon Hawkins, UTC  
 T Rich McGrath, GSU  
 T David Sutton, ETSU  
 G Mark Williams, GSU  
 G Tony Bequette, APP  
 C Dan Williams, WOF  
 QB Bake Baker, APP  
 RB Roderick Russell, GSU  
 RB Brandon Walker, ETSU  
 RET Anthony Stringfield, ETSU  
 PK Eric Meng, GSU

### Defense

L Bryan Dailer, FUR  
 L Jackie Avery, APP  
 L Adrian Luster, CIT  
 L Kareem Robinson, UTC  
 LB Jay Thier, FUR  
 LB Mario Hankerson, ETSU  
 LB Chad Nighbert, GSU  
 DB Ken Byrd, APP  
 DB Ron Faugue, UTC  
 DB Jeremy Osborne, FUR  
 DB Eric Johnson, WCU  
 P Ken Hinsley, WCU

### 1998

### Coaches Offense

TE Frank Leatherwood, APP  
 WR Lamar Cooper, ETSU  
 WR Daryl Skinner, APP  
 T Shawn Clark, APP  
 T Dan Best, WCU  
 G Mark Williams, GSU  
 G Cedrone Hodges, APP  
 C Matt Winslette, GSU  
 QB Greg Hill, GSU  
 RB Adrian Peterson, GSU  
 RB Brad Hoover, WCU  
 RET Carlos Frank, CIT  
 PK Chris Chambers, GSU

### Defense

L Voncellies Allen, GSU  
 L Kenny Sanders, UTC  
 L Rocky Hunt, APP  
 L Daryl Myricks, CIT  
 LB Kevin Peterson, ETSU  
 LB Orlando Ruff, FUR  
 LB Eric Johnson, WCU  
 DB Daryl Morrell, GSU  
 DB Arkee Thompson, GSU  
 DB Chuch Payne, APP  
 DB Earthwind Moreland, GSU  
 P Ken Hinsley, WCU

### 1998

### Media Offense

TE Frank Leatherwood, APP  
 WR Lamar Cooper, ETSU  
 WR Mark Hill, UTC  
 T Dan Best, WCU

T Rich McGrath, GSU  
 G Mark Williams, GSU  
 G Boo Robinson, WCU  
 C Matt Winslette, GSU  
 QB Greg Hill, GSU  
 RB Adrian Peterson, GSU  
 RB Brad Hoover, WCU  
 RET Corey Joyner, GSU  
 PK Chris Chambers, GSU

### Defense

L Voncellies Allen, GSU  
 L Eric Davis, GSU  
 L Rocky Hunt, APP  
 L Dary Myricks, CIT  
 LB Kevin Peterson, ETSU  
 LB Orlando Ruff, FUR  
 LB Brett Chappell, WCU  
 DB Eric Johnson, WCU  
 DB Arkee Thompson, GSU  
 DB Chuch Payne, APP  
 DB Tony Young, WOF  
 P Ken Hinsley, WCU

### 1999

### Coaches Offense

TE Trent Sansbury, FUR  
 WR Des Kitchings, FUR  
 WR Cos DeMatteo, UTC  
 G Mark Williams, GSU  
 G Ben Hall, FUR  
 T Rich McGrath, GSU  
 T Josh Moore, FUR  
 C Jim Beverly, ETSU  
 QB Greg Hill, GSU  
 RB Adrian Peterson, GSU  
 RB Louis Ivory, FUR  
 PK Josh Jones, WCU  
 KR Des Kitchings, FUR

### Defense

L Rocky Hunt, APP  
 L Voncellies Allen, GSU  
 L Eugene Phillips, GSU  
 L Jamie Lovern, APP  
 LB Will Bouton, FUR  
 LB Kevin Peterson, ETSU  
 LB Derek Fudge, ETSU  
 DB John Keith, FUR  
 DB Corey Hall, APP  
 DB Earthwind Moreland, GSU  
 DB Kiwaukee Thomas, GSU  
 P Brian Reilly, APP

### 1999

### Media Offense

TE Trent Sansbury, FUR  
 WR Des Kitchings, FUR  
 WR Cos DeMatteo, UTC  
 G Mark Williams, GSU  
 G Ben Hall, FUR  
 T Rich McGrath, GSU  
 T Josh Moore, FUR  
 C Chip Simmons, CIT  
 QB Greg Hill, GSU  
 RB Adrian Peterson, GSU  
 RB Louis Ivory, FUR  
 PK Josh Jones, WCU  
 KR Des Kitchings, FUR

### Defense

L Rocky Hunt, APP  
 L Voncellies Allen, GSU  
 L Eugene Phillips, GSU  
 L Jamie Lovern, APP  
 LB Will Bouton, FUR  
 LB Kevin Peterson, ETSU  
 LB Derek Fudge, ETSU  
 DB John Keith, FUR  
 DB Corey Hall, APP  
 DB Earthwind Moreland, GSU  
 DB Arkee Thompson, GSU  
 P Brian Reilly, APP

### 2000

### Coaches Offense

TE Daniel Wilcox, APP  
 WR Troy Albae, APP  
 WR Richmond Flowers, UTC

T Josh Moore, FUR  
 T Billy Young, APP  
 G Marty Priore, FUR  
 G Eric Nash, WOF  
 C Chris Stewart, FUR  
 QB Chris Sanders, UTC  
 RB Louis Ivory, FUR  
 RB Adrian Peterson, GSU  
 RS Teray Frost, VMI  
 PK Matt Vick, UTC

**Defense**

DL Jimmy Freeman, APP  
 DL Nathan Fuqua, WOF  
 DL Andre Miller, WCU  
 DL Freddy Pesqueira, GSU  
 LB Will Bouton, FUR  
 LB Joe Best, APP  
 LB Rahim El Amin, ETSU  
 LB Denny Haywood, CIT  
 DB Denario Smalls, ETSU  
 DB Richard Holland, VMI  
 DB Nate Gates, GSU  
 DB Corey Hall, APP  
 P Nathan McKinney, APP

**2000**

**Media**

**Offense**

TE Daniel Wilcox, APP  
 WR Cos DeMatteo, UTC  
 WR Richmond Flowers, UTC  
 OT Josh Moore, FUR  
 OT Billy Young, APP  
 G Eric Nash, WOF  
 G Marty Priore, FUR  
 C Tyler Elkins, APP  
 QB Chris Sanders, UTC  
 RB Louis Ivory, FUR  
 RB Adrian Peterson, GSU  
 RS Richard Holland, VMI  
 PK Matt Vick, UTC

**Defense**

DT Brian Bodor, WOF  
 DT Jimmy Freeman, APP  
 DT Josh Jeffries, APP  
 DT Freddy Pesqueira, GSU  
 LB Joe Best, APP  
 LB Will Bouton, FUR  
 LB Denny Haywood, CIT  
 DB Nate Gates, GSU  
 DB Corey Hall, APP  
 DB Richard Holland, VMI  
 DB Lavar Rainey, GSU  
 P Nathan McKinney, APP

**2001**

**Coaches**

**Offense**

TE Trent Sansbury, FUR  
 WR Cecil Moore, ETSU  
 WR Michael Banks, WCU  
 OT Wayne Smith, APP  
 OT Donnie Littlejohn, FUR  
 G Omar Nesbitt, CIT  
 G Marty Priore, FUR  
 C Chris Stewart, FUR  
 QB J. R. Revere, GSU  
 RB Louis Ivory, FUR  
 RB Adrian Peterson, GSU  
 RS Brian Bratton, FUR  
 PK Darren Brown, WOF

**Defense**

DL Josh Jeffries, APP  
 DL Ryan Watson, APP  
 DL Freddy Pesqueira, GSU  
 DL Nathan Fuqua, WOF  
 LB Justin Seaverns, APP  
 LB Travis Stephens, CIT  
 LB Will Bouton, FUR  
 DB Nygel Rogers, APP  
 DB Kevin Howard, CIT  
 DB David Young, GSU  
 DB Justin Fryer, WCU  
 P Jimmy Miner, WOF

**2001**

**Media**

**Offense**

TE Trent Sansbury, FUR

WR Cecil Moore, ETSU  
 WR Michael Banks, WCU  
 OT Wayne Smith, APP  
 OT Donnie Littlejohn, FUR  
 G Omar Nesbitt, CIT  
 G Marty Priore, FUR  
 C Chris Stewart, FUR  
 QB J.R. Revere, GSU  
 RB Louis Ivory, FUR  
 RB Adrian Peterson, GSU  
 RS Brian Bratton, FUR  
 PK Danny Marshall, FUR

**Defense**

DL Josh Jeffries, APP  
 DL Ryan Watson, APP  
 DL Freddy Pesqueira, GSU  
 DL Nathan Fuqua, WOF  
 LB Justin Seaverns, APP  
 LB Travis Stephens, CIT  
 LB Will Bouton, FUR  
 DB Kevin Howard, CIT  
 DB Shelvis Smith, FUR  
 DB David Young, GSU  
 DB Justin Fryer, WCU  
 P Jimmy Miner, WOF

**2002**

**Coaches**

**Offense**

TE Todd Bargella, WCU  
 WR Alvin (Scooter) Johnson, CIT  
 WR Michael Banks, WCU  
 OT James Vasquez, APP  
 OT Steven Cain, FUR  
 G Joe Patrick, APP  
 G Trevor Kruger, FUR  
 C Charles Clarke, GSU  
 QB Chaz Williams, GSU  
 QB Joey Gibson, VMI  
 RB Nehemiah Broughton, CIT  
 RB Jesse McCoy, WOF  
 RS DaVon Fowlkes, APP  
 PK Mark Wright, APP

**Defense**

DL K.T. Stovall, APP  
 DL Josh Jeffries, APP  
 DL Freddy Pesqueira, GSU  
 DL Michale Spicer, WCU  
 DL Anthony Jones, WOF  
 LB Sam Smalls, APP  
 LB Josh Cain, UTC  
 LB Joe Scott, GSU  
 DB Derrick Black, APP  
 DB Tony Tiller, ETSU  
 DB Gerald Sensabaugh, ETSU  
 DB David Young, GSU  
 DB Ahmed Green, WCU  
 P Brent Barth, VMI

**2002**

**Media**

**Offense**

TE Willis Sudderth, FUR  
 WR Alvin (Scooter) Johnson, CIT  
 WR Bear Rinehart, FUR  
 OT James McCoy, GSU  
 OT Steven Cain, FUR  
 G Joe Patrick, APP  
 G Trevor Kruger, FUR  
 C Charles Clarke, GSU  
 QB Chaz Williams, GSU  
 RB Jermaine Austin, GSU  
 RB Jesse McCoy, WOF  
 RS Ant Williams, GSU  
 PK Travis Zobel, CIT

**Defense**

DL K.T. Stovall, APP  
 DL Josh Jeffries, APP  
 DL Freddy Pesqueira, GSU  
 DL Anthony Jones, WOF  
 LB Sam Smalls, APP  
 LB Josh Cain, UTC  
 LB Joe Scott, GSU  
 DB David Young, GSU  
 DB Rodney Johnson, FUR  
 DB Scott Cornatzer, APP  
 DB Matt Nelson, WOF  
 P Brent Barth, VMI

**2003**

**Coaches**

**Offense**

TE Ross Armstrong, CIT  
 WR Alonzo Nix, UTC  
 WR Lamont Seward, WCU  
 OT Lew Dawson, CIT  
 OT Jason Whaley, WCU  
 G Bobby Gibbs, WOF  
 G Eric Deutsch, WOF  
 C Brandon Mason, ELON  
 QB Willie Simmons, CIT  
 RB Gaven Varner, ETSU  
 RB Jermaine Austin, GSU  
 RS DaVon Fowlkes, APP  
 PK Danny Marshall, FUR

**Defense**

DL K.T. Stovall, APP  
 DL Leon Moore, APP  
 DL Nick McNeil, WCU  
 DL Michale Spicer, WCU  
 LB Sam Smalls, APP  
 LB Mike Killian, FUR  
 LB Derrick Butler, GSU  
 DB Derrick Black, APP  
 DB Tony Tiller, ETSU  
 DB Gerald Sensabaugh, ETSU  
 DB Matt Nelson, WOF  
 P Nate McKinney, APP

**2003**

**Media**

**Offense**

TE Todd Bargella, WCU  
 WR Alonzo Nix, UTC  
 WR Lamont Seward, WCU  
 OT Chad Bentley, WOF  
 OT Jason Whaley, WCU  
 G Bobby Gibbs, WOF  
 G Eric Deutsch, WOF  
 C Corey Stewart, FUR  
 QB Willie Simmons, CIT  
 RB Nehemiah Broughton, CIT  
 RB Jermaine Austin, GSU  
 RS Lewis Barr, GSU  
 PK Danny Marshall, FUR

**Defense**

DL K.T. Stovall, APP  
 DL Lee Basinger, WOF  
 DL Michael Burant, FUR  
 DL Michale Spicer, WCU  
 LB Timmy Thrift, WOF  
 LB Mike Killian, FUR  
 LB Teddie Whitaker, WOF  
 DB Cam Newton, FUR  
 DB Tony Tiller, ETSU  
 DB Gerald Sensabaugh, ETSU  
 DB Matt Nelson, WOF  
 P Jimmy Miner, WOF

**2004**

**Coaches**

**Offense**

TE Willis Sudderth, FUR  
 WR DaVon Fowlkes, APP  
 WR Alonzo Nix, UTC  
 OT Ben Bainbridge, FUR  
 OT Albert Turner, GSU  
 G Chad Motte, GSU  
 G Eric Deutsch, WOF  
 C Brandon Mason, ELON  
 QB Richie Williams, APP  
 RB Jermaine Austin, GSU  
 RB John Taylor, ELON  
 RS DaVon Fowlkes, APP  
 PK Jonathan Dudley, GSU

**Defense**

DL Lee Basinger, WOF  
 DL Roy Ravenell, FUR  
 DL Eric Hadley, GSU  
 DL Albert Reid, WCU  
 LB William Freeman, FUR  
 LB Calvin Sutton, ELON  
 LB Derrick Butler, GSU  
 DB James Young, GSU  
 DB Shawn Grant, CIT  
 DB Cam Newton, FUR  
 DB Terence McBride, GSU  
 P Dan Jordan, GSU

**2004**

**Media**

**Offense**

TE Willis Sudderth, FUR  
 WR DaVon Fowlkes, APP  
 WR Isaac West, FUR  
 OT Ben Bainbridge, FUR  
 OT Albert Turner, GSU  
 G Chad Motte, GSU  
 G Eric Deutsch, WOF  
 C Brandon Mason, ELON  
 QB Richie Williams, APP  
 RB Kevious Johnson, WOF  
 RB John Taylor, ELON  
 RS DaVon Fowlkes, APP  
 PK Scott Beckler, FUR

**Defense**

DL Lee Basinger, WOF  
 DL Roy Ravenell, FUR  
 DL Eric Hadley, GSU  
 DL Marquess Murrell, APP  
 LB William Freeman, FUR  
 LB Chad Nkang, ELON  
 LB Derrick Butler, GSU  
 DB James Young, GSU  
 DB Nygel Rogers, APP  
 DB Cam Newton, FUR  
 DB A.J. Bryant, GSU  
 P Dan Jordan, GSU

**2005**

**Coaches**

**Offense**

TE Daniel Bettis, APP  
 WR Jermaine Little, APP  
 WR Emanuel Hassell, UTC  
 OT Grant Oliver, APP  
 OT Matt Isenhour, APP  
 G Chad Motte, GSU  
 G Patrick Covington, FUR  
 G Kerry Brown, APP  
 C Corey Stewart, FUR  
 QB Richie Williams, APP  
 RB Jermaine Austin, GSU  
 RB Kevin Richardson, APP  
 RB Eldra Buckley, UTC  
 RS Mike Malone, WCU  
 PK Jonathan Dudley, GSU

**Defense**

DL Marques Murrell, APP  
 DL Jason Hunter, APP  
 DL Felipe Foster, WCU  
 DL Katon Bethay, WOF  
 LB Shawn Grant, CIT  
 LB Chad Nkang, ELON  
 LB John Mohring, GSU  
 DB Corey Lynch, APP  
 DB Terence McBride, GSU  
 DB Primus Glover, WCU  
 DB Francis Brown, WCU  
 P Ingle Martin, FUR

**2005**

**Media**

**Offense**

TE John Rust, FUR  
 WR Justin Stepp, FUR  
 WR Emanuel Hassell, UTC  
 OT Grant Oliver, APP  
 OT John Kivett, FUR  
 G Chad Motte, GSU  
 G Patrick Covington, FUR  
 C Corey Stewart, FUR  
 QB Richie Williams, APP  
 RB Jermaine Austin, GSU  
 RB Kevin Richardson, APP  
 RS Mike Malone, WCU  
 PK Scott Beckler, FUR

**Defense**

DL Marques Murrell, APP  
 DL Jason Hunter, APP  
 DL Rico Reese, WCU  
 DL Katon Bethay, WOF  
 LB William Freeman, FUR  
 LB Chad Nkang, ELON  
 LB John Mohring, GSU  
 DB Jeremy Wiggins, APP  
 DB Corey Lynch, APP  
 DB Terence McBride, GSU

DB Primus Glover, WCU  
 P Ingle Martin, FUR

**2006**

**Coaches**

**Offense**

TE Daniel Bettis, APP  
 WR William Mayfield, APP  
 WR Jayson Foster, GSU  
 C Scott Suttle, APP  
 G Jeremy Robertson, APP  
 G Kerry Brown, APP  
 T Matt Isenhour, APP  
 T John Kivett, FUR  
 QB Armani Edwards, APP  
 RB Kevin Richardson, APP  
 RB Eldra Buckley, UTC  
 RS Dexter Jackson, APP  
 PK Julian Rauch, APP

**Defense**

DL Marques Murrell, APP  
 DL Roy Ravenell, FUR  
 DL Charrod Taylor, GSU  
 DL James Wilson, CIT  
 LB Chad Nkang, ELON  
 LB Andrew Jones, FUR  
 LB John Mohring, GSU  
 DB Corey Lynch, APP  
 DB Jeremy Wiggins, APP  
 DB Quintez Smith, UTC  
 DB Jeremy Blocker, FUR  
 P Tim Mays, WCU

**2006**

**Media**

**Offense**

TE Daniel Bettis, APP  
 WR Terrell Hudgins, ELON  
 WR William Mayfield, APP  
 T John Kivett, FUR  
 T Will Rutherford, WOF  
 G Andrew Thornburg, FUR  
 G Kerry Brown, APP  
 C Scott Suttle, APP  
 QB Armani Edwards, APP  
 RB Kevin Richardson, APP  
 RB Jerome Felton, FUR  
 RS Jayson Foster, GSU  
 PK Andrew Wilcox, ELON

**Defense**

DL Marques Murrell, APP  
 DL Charrod Taylor, GSU  
 DL Justin Brown, FUR  
 DL Roy Ravenell, FUR  
 LB Chad Nkang, ELON  
 LB Andrew Jones, FUR  
 LB John Mohring, GSU  
 DB Jeremy Blocker, FUR  
 DB Jeremy Wiggins, APP  
 DB Corey Lynch, APP  
 DB Josh Lawson, CIT  
 P Brandon Lane, ELON

**2007**

**Coaches**

**Offense**

QB Jayson Foster, GSU  
 RB Kevin Richardson, APP  
 RB Kevious Johnson, WOF  
 OL Kerry Brown, APP  
 OL Joel Bell, FUR  
 OL Scott Suttle, APP  
 OL Chris McDowell, CIT  
 OL Russell Orr, GSU  
 TE Larry Hedden, FUR  
 WR Terrell Hudgins, ELON  
 WR Eddie Cohen, WCU  
 PK Julian Rauch, APP  
 RS Michael Mayers, ELON

**Defense**

DL Wallace Artis, FUR  
 DL Larry Beard, GSU  
 DL Gary Tharrington, APP  
 DL Trevar Broughton, CIT  
 LB Seth Goldwire, WOF  
 LB Andrew Rowell, CIT  
 LB Corey Weaver, ELON  
 DB Corey Lynch, APP  
 DB Chris Camacho, UTC

# ALL-CONFERENCE TEAMS



- DB Josh Lawson, CIT  
 DB Jerome Touchstone, APP  
 P Brandon Lane, Elon

## 2007

### Media

#### Offense

- QB Jayson Foster, GSU  
 RB Kevin Richardson, APP  
 RB Keivious Johnson, WOF  
 OL Scott Suttle, APP  
 OL Kerry Brown, APP  
 OL Russell Orr, GSU  
 OL Joel Bell, FUR  
 OL Chris McDowell, CIT  
 TE Larry Hedden, FUR  
 WR Terrell Hudgins, Elon  
 WR Eddie Cohen, WCU  
 PK Julian Rauch, APP  
 RS Michael Mayers, Elon

#### Defense

- DL Wallace Artis, FUR  
 DL Gary Tharrington, APP  
 DL Trevar Broughton, CIT  
 DL Larry Beard, GSU  
 LB Pierre Banks, APP  
 LB Seth Goldwire, WOF  
 LB Quinton Phillips, WCU  
 DB Corey Lynch, APP  
 DB Chris Camacho, UTC  
 DB Chris Covington, GSU  
 DB Josh Lawson, CIT  
 P Brandon Lane, Elon

## 2008

### Coaches

#### Offense

- QB Armanti Edwards, APP  
 RB Chris Evans, SAM  
 RB Dane Romero, WOF  
 OL Jon Bieschke, APP  
 OL Brad Coley, APP  
 OL David Harrison, Elon  
 OL Joel Bell, FUR  
 OL Derek Wooten, WOF  
 OL Dan DeHaven, CIT  
 TE Ben Jordan, APP  
 WR Andre Roberts, CIT  
 WR Terrell Hudgins, Elon

#### Defense

- DL Dakota Walker, GSU  
 DL Mitch Clark, WOF  
 DL Jabari Fletcher, APP  
 DL Terrence Reese, CIT  
 LB Jacque Roman, APP  
 LB Chris Covington, GSU  
 LB Pierre Banks, APP  
 DB Cortez Gilbert, APP  
 DB Mark LeGree, APP  
 DB William Middleton, FUR  
 DB Thomas Twitty, FUR  
 DB Max Lerner, FUR

#### Specialists

- PK Andrew Wilcox, Elon  
 P Neil Young, APP  
 RS Andre Roberts, CIT

## 2008

### Media

#### Offense

- QB Armanti Edwards, APP  
 RB Chris Evans, SAM  
 RB Dane Romero, WOF  
 OL Ben Quick, WOF  
 OL Joel Bell, FUR  
 OL Derek Wooten, WOF  
 OL Jon Bieschke, APP  
 OL Mario Acitelli, APP  
 TE Ben Jordan, APP  
 WR Andre Roberts, CIT  
 WR Terrell Hudgins, Elon

#### Defense

- DL Dakota Walker, GSU  
 DL Jabari Fletcher, APP  
 DL Mitch Clark, WOF  
 DL Patrick Hatcher, SAM  
 LB Jacque Roman, APP  
 LB Chris Covington, GSU  
 LB Brandon Williams, FUR

- DB Mark LeGree, APP  
 DB William Middleton, FUR  
 DB Cortez Gilbert, APP  
 DB Max Lerner, FUR

### Specialists

- PK Andrew Wilcox, Elon  
 P Neil Young, APP  
 RS Andre Roberts, CIT

## 2009

### Coaches

#### Offense

- QB Armanti Edwards, APP  
 RB Chris Evans, SAM  
 RB Devon Moore, APP  
 OL Mario Acitelli, APP  
 OL David Harrison, Elon  
 OL Pat Illig, WOF  
 OL Jon Weber, SAM  
 OL Chris Werden, Elon  
 TE Ben Jordan, APP  
 WR Terrell Hudgins, Elon  
 WR Andre Roberts, CIT

#### Defense

- DL Josh Beard, UTC  
 DL Jabari Fletcher, APP  
 DL Andre Campbell, Elon  
 DL Eric Ludwig, Elon  
 LB Jacque Roman, APP  
 LB D.J. Smith, APP  
 LB Joshua Jones, Elon  
 LB Bryce Smith, SAM  
 DB Mark LeGree, APP  
 DB Karlos Sullivan, Elon  
 DB Buster Skrine, UTC  
 DB Cortez Gilbert, APP

### Specialists

- PK Craig Camay, UTC  
 P Chris Tommie, WOF  
 RS Andre Roberts, CIT

## 2009

### Media

#### Offense

- QB Armanti Edwards, APP  
 RB Chris Evans, SAM  
 RB Devon Moore, APP  
 OL Mario Acitelli, APP  
 OL David Harrison, Elon  
 OL Jon Weber, SAM  
 OL Pat Illig, WOF  
 OL Brett Irvin, APP  
 TE Alex Sellars, CIT  
 WR Terrell Hudgins, Elon  
 WR Andre Roberts, CIT

#### Defense

- DL Josh Beard, UTC  
 DL Andre Campbell, Elon  
 DL Jabari Fletcher, APP  
 DL Brent Russell, GSU  
 LB D.J. Smith, APP  
 LB Kadarron Anderson, FUR  
 LB Bryce Smith, SAM  
 DB Mark LeGree, APP  
 DB Jordan Tippit, UTC  
 DB Ryan Steed, FUR  
 DB Cortez Gilbert, APP

### Specialists

- PK Craig Camay, UTC  
 P Bob Hooper, SAM  
 RS CoCo Hillary, APP

## 2010

### Coaches

#### Offense

- QB DeAndre Presley, APP  
 QB Scott Riddle, Elon  
 RB Chris Evans, SAM  
 RB Eric Breitenstein, WOF  
 OL Daniel Kilgore, APP  
 OL Rodney Austin, Elon  
 OL Brett Moore, GSU  
 OL Chris Harr, UTC  
 OL Pat Illig, WOF  
 TE Garrett Hughes, UTC  
 WR Aaron Mellette, Elon  
 WR Adam Mims, FUR

#### Defense

- DL Jabari Fletcher, APP



Furman defensive lineman Gary Wilkins earned first-team All-SoCon honors in 2013 and 2014.

- DL Ameet Pall, WOF  
 DL Erik Clanton, CIT  
 DL Brent Russell, GSU  
 LB D.J. Smith, APP  
 LB Kadarron Anderson, FUR  
 LB Bryce Smith, SAM  
 DB Mark LeGree, APP  
 DB Ryan Steed, FUR  
 DB Laron Scott, GSU  
 DB Buster Skrine, UTC

### Specialists

- PK Jason Vitaris, APP  
 P Charlie Edwards, GSU  
 RS Laron Scott, GSU

## 2010

### Media

#### Offense

- QB DeAndre Presley, APP  
 RB Chris Evans, SAM  
 RB Eric Breitenstein, WOF  
 OL Daniel Kilgore, APP  
 OL Brett Irvin, APP  
 OL Pat Mills, APP  
 OL Pat Illig, WOF  
 OL Clark Bishop, WOF  
 TE Ben Jordan, APP  
 WR Aaron Mellette, Elon  
 WR Joel Bradford, UTC

#### Defense

- DL Jabari Fletcher, APP  
 DL Erik Clanton, CIT  
 DL Brent Russell, GSU  
 DL Ameet Pall, GSU  
 LB D.J. Smith, APP  
 LB Kadarron Anderson, FUR  
 LB Bryce Smith, FUR  
 DB Mark LeGree, APP  
 DB Laron Scott, GSU  
 DB Thomas Broussard, SAM  
 DB Torez Jones, WCU

### Specialists

- PK Jason Vitaris, APP  
 P Charlie Edwards, GSU  
 RS Laron Scott, GSU

## 2011

### Coaches

#### Offense

- QB Chris Forcier, FUR  
 RB Fabian Truss, SAM  
 TE Eric Breitenstein, WOF  
 OL Orry Frye, APP  
 OL Mike Sellers, CIT  
 OL Ned Cuthbertson, Elon  
 OL Brett Moore, GSU

- OL Nate Page, WOF  
 TE Colin Anderson, FUR  
 WR Brian Quick, APP  
 WR Aaron Mellette, Elon

#### Defense

- DL Derek Douglas, CIT  
 DL Brent Russell, GSU  
 DL Josh Williams, UTC  
 DL Eric Eberhardt, WOF  
 LB Jeremy Kimbrough, APP  
 LB Ryan Consiglio, UTC  
 LB Wes Dothard, UTC  
 DB Demetrius McCray, APP  
 DB Ryan Steed, FUR  
 DB Laron Scott, GSU  
 DB Corey White, SAM

### Specialists

- PK Adrian Mora, GSU  
 P Cass Couey, CIT  
 RS Laron Scott, GSU

## 2011

### Media

#### Offense

- QB Chris Forcier, FUR  
 RB Jerodis Williams, FUR  
 RB Eric Breitenstein, WOF  
 OL Orry Frye, APP  
 OL Ryan Lee, FUR  
 OL Brett Moore, GSU  
 OL William Maxwell, GSU  
 OL Nate Page, WOF  
 TE Colin Anderson, FUR  
 WR Brian Quick, APP  
 WR Aaron Mellette, Elon

#### Defense

- DL Derek Douglas, CIT  
 DL Brent Russell, GSU  
 DL Josh Williams, UTC  
 DL Alex Goltry, WOF  
 LB Joshua Jones, Elon  
 LB Kadarron Anderson, FUR  
 LB Alvin Scioneaux, WOF  
 DB Demetrius McCray, APP  
 DB Ryan Steed, FUR  
 DB Laron Scott, GSU  
 DB Corey White, SAM

### Specialists

- PK Adrian Mora, GSU  
 P Cass Couey, CIT  
 RS Laron Scott, GSU

## 2012

### Coaches

#### Offense

- QB Jamal Jackson, APP

- RB Jerodis Williams, FUR  
 RB Eric Breitenstein, WOF  
 OL Mike Sellers, CIT  
 OL Dakota Dozier, FUR  
 OL Dorian Byrd, GSU  
 OL Ryan Dudchock, SAM  
 OL Jared Singleton, WOF  
 TE Colin Anderson, FUR  
 WR Sean Price, APP  
 WR Aaron Mellette, Elon

#### Defense

- DL Josh Lynn, FUR  
 DL Dion Dubose, GSU  
 DL Brent Russell, GSU  
 DL Davis Tull, UTC  
 DL Nicholas Williams, SAM  
 LB Jeremy Kimbrough, APP  
 LB Wes Dothard, UTC  
 LB Alvin Scioneaux, WOF  
 DB Demetrius McCray, APP  
 DB Darius Eubanks, GSU  
 DB J.J. Wilcox, GSU  
 DB Jaquiski Tartt, SAM

### Specialists

- PK Cameron Yaw, SAM  
 P Sam Martin, APP  
 RS Jerodis Williams, FUR

## 2012

### Media

#### Offense

- QB Jamal Jackson, APP  
 RB Steven Miller, APP  
 RB Eric Breitenstein, WOF  
 OL Mike Sellers, CIT  
 OL Dakota Dozier, FUR  
 OL Dorian Byrd, GSU  
 OL Ryan Dudchock, SAM  
 OL Jake Miles, WOF  
 TE Colin Anderson, FUR  
 WR Sean Price, APP  
 WR Aaron Mellette, Elon

#### Defense

- DL Ronald Blair, APP  
 DL Brent Russell, GSU  
 DL Nicholas Williams, SAM  
 DL Davis Tull, UTC  
 LB Jeremy Kimbrough, APP  
 LB Wes Dothard, UTC  
 LB Rock Williams, WCU  
 DB Demetrius McCray, APP  
 DB Troy Sanders, APP  
 DB Jaquiski Tartt, SAM  
 DB D.J. Key, UTC

### Specialists

- PK Cameron Yaw, SAM  
 P Sam Martin, APP  
 RS Jerodis Williams, FUR

## 2013

### Coaches

#### Offense

- QB Jacob Huesman, UTC  
 RB Jerick McKinnon, GSU  
 RB Fabian Truss, SAM  
 OL Kendall Lamm, APP  
 OL Dakota Dozier, FUR  
 OL Dorian Byrd, GSU  
 OL Kevin Revis, UTC  
 OL Jared Singleton, WOF  
 TE Faysal Shafaat, UTC  
 WR Tony Washington, APP  
 WR Kelsey Pope, SAM

#### Defense

- DL Derek Douglas, CIT  
 DL Gary Wilkins, FUR  
 DL Davis Tull, UTC  
 DL Tarek Odom, UTC  
 LB Justin Shade, SAM  
 LB Wes Dothard, UTC  
 LB Alvin Scioneaux, WOF  
 DB Brandon McCladdie, CIT  
 DB D.J. Key, UTC  
 DB Jaquiski Tartt, SAM  
 DB Kadeem Wise, UTC

### Specialists

- PK Ray Early, FUR  
 P Bentlee Critcher, APP  
 RS Fabian Truss, SAM

**2013**  
**Media**  
**Offense**  
 QB Andy Summerlin, SAM  
 RB Marcus Cox, APP  
 RB Jerick McKinnon, GSU  
 OL Dakota Dozier, FUR  
 OL Dorian Byrd, GSU  
 OL Kasey Morrison, SAM  
 OL Kevin Revis, UTC  
 OL Ty Gregory, WOF  
 TE Colin Anderson, FUR  
 WR Tony Washington, APP  
 WR Kelsey Pope, SAM  
**Defense**  
 DL Justin Oxendine, CIT  
 DL Gary Wilkins, FUR  
 DL Davis Tull, UTC  
 DL Tarek Odom, WOF  
 LB Carl Rider, FUR  
 LB Justin Shade, SAM  
 LB Alvin Scioneaux, WOF  
 DB Greg Worthy, FUR  
 DB D.J. Key, UTC  
 DB Kadeem Wise, UTC  
 DB Jaquiski Tartt, SAM  
**Specialists**  
 PK Ray Early, FUR  
 P Bentlee Critcher, APP  
 RS Fabian Truss, SAM

**2014**  
**Coaches**  
**Offense**  
 QB Jacob Huesman, UTC  
 RB Denzel Williams, SAM  
 RB Keon Williams, UTC  
 OL Sam Frye, CIT  
 OL Joe Turner, FUR  
 OL Gunnar Bromelow, SAM  
 OL Corey Levin, UTC  
 OL Anton Wahrby, WOF  
 TE Faysal Shafaat, UTC  
 WR Karel Hamilton, SAM  
 WR Spearman Robinson, WCU  
**Defense**  
 DL Gary Wilkins, FUR  
 DL Derrick Lott, UTC  
 DL Davis Tull, UTC  
 DL Tarek Odom, WOF  
 LB Cory Magwood, FUR  
 LB Justin Cooper, SAM  
 LB Christon Gill, WCU  
 DB Jaquiski Tartt, SAM  
 DB Cedric Nettles, UTC  
 DB Dee Virgin, UTC  
 DB Ace Clark, WCU  
**Specialists**  
 PK Henrique Ribeiro, UTC  
 P Greg Peranich, SAM  
 RS Chandler Curtis, MER

**2014**  
**Media**  
**Offense**  
 QB Jacob Huesman, UTC  
 RB Alex Lakes, MER  
 RB Keon Williams, UTC  
 OL Sam Frye, CIT  
 OL Jordan Boatright, SAM  
 OL Corey Levin, UTC  
 OL Jake Thornton, WCU  
 OL T.J. Chamberlain, WOF  
 TE Faysal Shafaat, UTC  
 WR Karel Hamilton, SAM  
 WR Spearman Robinson, WCU  
**Defense**  
 DL Davis Tull, UTC  
 DL Gary Wilkins, FUR  
 DL Derrick Lott, UTC  
 DL Tarek Odom, WOF  
 LB Cory Magwood, FUR  
 LB Muhasibi Wakeel, UTC  
 LB Christon Gill, WCU  
 DB Jaquiski Tartt, SAM  
 DB Lucas Webb, UTC  
 DB Ace Clark, WCU  
 DB Trey Morgan, WCU  
**Specialists**

PK Henrique Ribeiro, UTC  
 P Nick Pollard, UTC  
 RS Chandler Curtis, MER  
**2015**  
**Coaches**  
**Offense**  
 QB Jacob Huesman, UTC  
 RB Derrick Craine, UTC  
 RB Detrez Newsome, WCU  
 OL Sam Frye, CIT  
 OL Joe Turner, FUR  
 OL Armando Bonheur, SAM  
 OL Corey Levin, UTC  
 OL Anton Wahrby, WOF  
 TE Tyler Sexton, WCU  
 WR Karel Hamilton, SAM  
 WR Aaron Sanders, VMI  
**Defense**  
 DL Mitchell Jeter, CIT  
 DL Michael Pierce, SAM  
 DL Keionta Davis, UTC  
 DL Caleb Hawkins, WCU  
 LB Cory Magwood, FUR  
 LB Justin Cooper, SAM  
 LB Nakevion Leslie, UTC  
 DB Dee Delaney, CIT  
 DB Jamerson Blount, SAM  
 DB James Bradberry, SAM  
 DB Cedric Nettles, UTC  
**Specialists**  
 PK Henrique Ribeiro, UTC  
 P Ian Berryman, WCU  
 RS Quinlan Washington, CIT  
 RS Dan Forlines, VMI

**2015**  
**Media**  
**Offense**  
 QB Jacob Huesman, UTC  
 RB Derrick Craine, UTC  
 RB Detrez Newsome, WCU  
 OL Sam Frye, CIT  
 OL Gunnar Bromelow, SAM  
 OL Synjen Herren, UTC  
 OL Corey Levin, UTC  
 OL Anton Wahrby, WOF  
 TE Tyler Sexton, WCU  
 WR Karel Hamilton, SAM  
 WR Aaron Sanders, VMI  
**Defense**  
 DL Mitchell Jeter, CIT  
 DL Michael Pierce, SAM  
 DL Keionta Davis, UTC  
 DL Caleb Hawkins, WCU  
 LB Cory Magwood, FUR  
 LB Nakevion Leslie, UTC  
 LB Daniel Riddle, WCU  
 DB Dee Delaney, CIT  
 DB Trey Robinson, FUR  
 DB Jamerson Blount, SAM  
 DB Lucas Webb, UTC  
**Specialists**  
 PK Anthony Pistelli, SAM  
 P Matt Shiel, MER  
 RS Dane Forlines, VMI

**2016**  
**Coaches**  
**Offense**  
 QB Devlin Hodges, SAM  
 RB Derrick Craine, UTC  
 RB Lorenzo Long, WOF  
 OL Nick Jeffreys, CIT  
 OL Isaiah Pinson, CIT  
 OL Corey Levin, UTC  
 OL Jacob Revis, UTC  
 OL Anton Wahrby, WOF  
 TE Ryan Swingle, VMI  
 WR Karel Hamilton, SAM  
 WR Andrej Suttles, FUR  
**Defense**  
 DL Joe Crochet, CIT  
 DL Keionta Davis, UTC  
 DL Miles Brown, WOF  
 DL Tyler Vaughn, WOF  
 LB Shaheed Salmon, SAM  
 LB Dale Warren, UTC  
 LB Nakevion Leslie, UTC



Defensive back Dee Delaney of The Citadel earned first-team all-conference honors from the coaches and media in 2015 and 2016.

DB Dee Delaney, CIT  
 DB Kailik Williams, CIT  
 DB Omari Williams, SAM  
 DB Lucas Webb, UTC  
**Specialists**  
 PK David Marvin, WOF  
 P Ian Berryman, WCU  
 RS DeAndre Schoultz, CIT  
**2016**  
**Media**  
**Offense**  
 QB Devlin Hodges, SAM  
 RB Lorenzo Long, WOF  
 RB Tyler Renew, CIT  
 OL Nick Jeffreys, CIT  
 OL Isaiah Pinson, CIT  
 OL Bret Niederreither, MER  
 OL Corey Levin, UTC  
 OL Anton Wahrby, WOF  
 TE Ryan Swingle, VMI  
 WR Karel Hamilton, SAM  
 WR Terryon Robinson, WCU  
**Defense**  
 DL Joe Crochet, CIT  
 DL Ahmad Gooden, SAM  
 DL Keionta Davis, UTC  
 DL Vantrel McMillan, UTC  
 DL Tyler Vaughn, WOF  
 LB Ryan Francis, VMI  
 LB Allan Cratsenberg, VMI  
 LB Nakevion Leslie, UTC  
 LB Tevin Floyd, CIT  
 DB Dee Delaney, CIT  
 DB Kailik Williams, CIT  
 DB Omari Williams, SAM  
 DB Jaleel Green, WOF  
**Specialists**  
 PK David Marvin, WOF  
 P David Marvin, WOF  
 RS DeAndre Schoultz, CIT

**2017**  
**Coaches**  
**Offense**  
 QB Devlin Hodges, SAM  
 RB Antonio Wilcox, FUR  
 RB Detrez Newsome, WCU  
 OL Tyler Davis, CIT  
 OL Terrell Bush, FUR  
 OL Matthew Schmidt, FUR  
 OL Zach Weeks, WCU  
 OL Ross Demmel, WOF  
 TE Andy Schumpert, FUR  
 WR Kelvin McKnight, SAM

WR Terryon Robinson, WCU  
**Defense**  
 DL Isaiah Buehler, MER  
 DL Ahmad Gooden, SAM  
 DL Miles Brown, WOF  
 DL Tyler Vaughn, WOF  
 LB Lee Bennett, MER  
 LB Shaheed Salmon, SAM  
 LB Tahjai Watt, WCU  
 DB Kailik Williams, CIT  
 DB Omari Williams, SAM  
 DB Lucas Webb, UTC  
 DB Marvin Tillman, WCU  
 DB Devin Watson, WOF  
**Specialists**  
 PK Luke Carter, WOF  
 P Ian Berryman, WCU  
 RS Chandler Curtis, MER

**2017**  
**Media**  
**Offense**  
 QB Devlin Hodges, SAM  
 RB Detrez Newsome, WCU  
 RB Andre Stoddard, WOF  
 OL Tyler Davis, CIT  
 OL Terrell Bush, FUR  
 OL Matthew Schmidt, FUR  
 OL Roo Daniels, WOF  
 OL Ross Demmel, WOF  
 TE Andy Schumpert, FUR  
 WR Kelvin McKnight, SAM  
 WR Terryon Robinson, WCU  
**Defense**  
 DL Nasir Player, ETSU  
 DL Isaiah Buehler, MER  
 DL Ahmad Gooden, SAM  
 DL Miles Brown, WOF  
 LB Lee Bennett, MER  
 LB Shaheed Salmon, SAM  
 LB Allan Cratsenberg, VMI  
 DB Aron Spann III, CIT  
 DB Omari Williams, SAM  
 DB Marvin Tillman, WCU  
 DB Devin Watson, WOF  
**Specialists**  
 PK Luke Carter, WOF  
 P Ian Berryman, WCU  
 RS Chandler Curtis, MER

**2018**  
**Coaches**  
**Offense**  
 QB Devlin Hodges, SAM  
 RB Quay Holmes, ETSU

RB Andre Stoddard, WOF  
 OL Tyler Davis, CIT  
 OL Matt Pyke, ETSU  
 OL Bo Layton, FUR  
 OL Zach Weeks, WCU  
 OL Justus Basinger, WOF  
 TE Owen Cosenke, WCU  
 WR Kelvin McKnight, SAM  
 WR Bryce Nunnely, UTC  
**Defense**  
 DL Nasir Player, ETSU  
 DL Ahmad Gooden, SAM  
 DL Isaiah Mack, UTC  
 DL Miles Brown, WOF  
 LB Noah Dawkins, CIT  
 LB Jared Folks, ETSU  
 LB Dylan Weigel, ETSU  
 DB Aron Spann III, CIT  
 DB Tyree Robinson, ETSU  
 DB Brandon Dowdell, UTC  
 DB Kareem Orr, UTC  
**Specialists**  
 PK Grayson Atkins, FUR  
 P Matthew Campbell, CIT  
 RS Dejuan Bell, FUR

**2018**  
**Media**  
**Offense**  
 QB Devlin Hodges, SAM  
 RB Quay Holmes, ETSU  
 RB Andre Stoddard, WOF  
 OL Tyler Davis, CIT  
 OL Matt Pyke, ETSU  
 OL Austin Sanders, MER  
 OL Zach Weeks, WCU  
 OL Michael Ralph, WOF  
 OL Justus Basinger, WOF  
 TE Owen Cosenke, WCU  
 WR Kelvin McKnight, SAM  
 WR Bryce Nunnely, UTC  
**Defense**  
 DL Joseph Randolph II, CIT  
 DL Nasir Player, ETSU  
 DL Ahmad Gooden, SAM  
 DL Isaiah Mack, UTC  
 DL Miles Brown, WOF  
 LB Dylan Weigel, ETSU  
 LB Adrian Hope, FUR  
 LB Mitchell Chancey, WCU  
 LB Jeremy Lewis, ETSU  
 DB Tyree Robinson, ETSU  
 DB Kareem Orr, UTC  
 DB Marvin Tillman, WCU  
 DB George Gbese, WOF

# ALL-CONFERENCE TEAMS



## Specialists

PK Grayson Atkins, FUR  
P Matthew Campbell, CIT  
RS Dejuan Bell, FUR

## 2019

### Coaches

#### Offense

QB Joe Newman, WOF  
RB Ailym Ford, UTC  
RB Alex Ramsey, VMI  
OL Ben Blackmon, ETSU  
OL Bo Layton, FUR  
OL Nick Nixon, SAM  
OL Justus Basinger, WOF  
OL Blake Jeresaty, WOF  
TE Nate Adkins, ETSU  
WR Raleigh Webb, CIT  
WR Bryce Nunnally, UTC  
WR Jakob Herres, VMI

#### Defense

DL Joseph Randolph II, CIT  
DL Nasir Player, ETSU  
DL Adrian Hope, FUR  
DL Devonnsa Maxwell, UTC  
LB Willie Eubanks III, CIT  
LB John Staton, SAM  
LB Jireh Wilson, WOF  
DB Artevius Smith, ETSU  
DB Bryan Okeh, FUR  
DB Brandon Dowdell, UTC  
DB A.J. Smith, VMI

### Specialists

PK Grayson Atkins, FUR  
P Matt Campbell, CIT  
RS David Durden, MER

## 2019

### Media

#### Offense

QB Joe Newman, WOF  
RB Devin Wynn, FUR  
RB Alex Ramsey, VMI  
OL Drew McEntyre, CIT  
OL Bo Layton, FUR

OL Nick Nixon, SAM  
OL Justus Basinger, WOF  
OL Michael Ralph, WOF  
TE Chris James, UTC  
WR Bryce Nunnally, UTC  
WR Jakob Herres, VMI

#### Defense

DL Joseph Randolph II, CIT  
DL Nasir Player, ETSU  
DL Devonnsa Maxwell, UTC  
DL Micheal Mason, WOF  
LB Willie Eubanks III, CIT  
LB John Staton, SAM  
LB Marshall Cooper, UTC  
LB Jireh Wilson, WOF  
DB Artevius Smith, ETSU  
DB Eric Jackson, MER  
DB Brandon Dowdell, UTC  
DB A.J. Smith, VMI  
DB JerMichael White, WCU

### Specialists

PK Grayson Atkins, FUR  
P Matt Campbell, CIT  
RS David Durden, MER

## 2020-21

### Coaches

#### Offense

QB Liam Welch, SAM  
RB Quay Holmes, ETSU  
RB Donnavan Spencer, WCU  
OL Tre'mond Shorts, ETSU  
OL Anderson Tomlin, FUR  
OL McClendon Curtis, UTC  
OL Marshall Gill, VMI  
OL Isaiah Helms, WCU  
TE Nate Adkins, ETSU  
WR Ty King, SAM  
WR Jakob Herres, VMI

#### Defense

DL Armond Lloyd, SAM  
DL Devonnsa Maxwell, UTC  
DL Jordan Ward, VMI  
DL Micheal Mason, WOF  
LB Jared Folks, ETSU

LB Willie Eubanks III, CIT  
LB Donovan Manuel, ETSU  
DB Tyree Robinson, ETSU  
DB Lance Wise, MER  
DB Chris Edmonds, SAM  
DB AJ Smith, VMI

### Special teams

PK Mitchell Fineran, SAM  
P Matt Campbell, CIT  
RS Montrell Washington, SAM

## 2020-21

### Media

#### Offense

QB Liam Welch, SAM  
RB Quay Holmes, ETSU  
RB Donnavan Spencer, WCU  
OL Haden Haas, CIT  
OL Tre'mond Shorts, ETSU  
OL Mike Williams, SAM  
OL Marshall Gill, VMI  
OL Nick Hartnett, VMI  
TE Ryan Miller, FUR  
WR Ty King, SAM  
WR Jakob Herres, VMI

#### Defense

DL Dalton Owens, CIT  
DL Solomon Zubairu, MER  
DL Devonnsa Maxwell, UTC  
DL Micheal Mason, WOF  
LB Anthony Britton Jr., CIT  
LB Isaac Dowling, MER  
LB Stone Snyder, VMI  
DB Tyree Robinson, ETSU  
DB Darius Kearse, FUR  
DB Lance Wise, MER  
DB Chris Edmonds, SAM

### Special teams

PK Mitchell Fineran, SAM  
P Matt Campbell, CIT  
RS Montrell Washington, SAM

## 2021

### Coaches

#### Offense

QB Liam Welch, SAM  
RB Quay Holmes, ETSU  
RB Ailym Ford, UTC  
OL Tre'mond Shorts, ETSU  
OL Anderson Tomlin, FUR  
OL Jason Poe, MER  
OL McClendon Curtis, UTC  
OL Cole Strange, UTC  
TE Ryan Miller, FUR  
WR Montrell Washington, SAM  
WR Raphael Williams, WCU

#### Defense

DL Solomon Zubairu, MER  
DL Ben Brewton, UTC  
DL Devonnsa Maxwell, UTC  
DL Warren Dabney, VMI  
LB Jared Folks, ETSU  
LB Donovan Manuel, ETSU  
LB Stone Snyder, VMI  
DB Tyree Robinson, ETSU  
DB Lance Wise, MER  
DB Brandon Dowdell, UTC  
DB Jerrell Lawson, UTC

### Specialists

PK Jerry Rice, VMI  
P Matt Campbell, CIT  
LS Robert Soderholm, VMI  
RS Montrell Washington, SAM

## 2021

### Media

#### Offense

QB Liam Welch, SAM  
RB Quay Holmes, ETSU  
RB Jacob Saylor, ETSU  
RB Ailym Ford, UTC  
OL Tre'mond Shorts, ETSU  
OL Jason Poe, MER  
OL McClendon Curtis, UTC  
OL Cole Strange, UTC  
OL Nick Hartnett, VMI  
TE Ryan Miller, FUR  
WR Montrell Washington, SAM  
WR Raphael Williams, WCU

#### Defense

DL Adrian Hope, FUR  
DL Solomon Zubairu, MER  
DL Devonnsa Maxwell, UTC  
DL Warren Dabney, VMI  
LB Donovan Manuel, ETSU  
LB Ty Boeck, UTC  
LB Stone Snyder, VMI  
DB Tyree Robinson, ETSU  
DB Lance Wise, MER  
DB Brandon Dowdell, UTC  
DB Jerrell Lawson, UTC

### Specialists

PK Tyler Keltner, ETSU  
P Jack Culbreath, VMI  
LS Chandlor Mullins, ETSU  
RS Montrell Washington, SAM



Samford quarterback Devlin Hodges earned first-team All-SoCon honors three times, taking the distinction from both the coaches and the media in 2016, 2017 and 2018.

## 2008

### Offense

Ben Jordan, Appalachian State  
 Brian Quick, Appalachian State  
 Asheton Jordan, The Citadel  
 David Hendrix, Furman  
 Tersoo Uhaa, Furman  
 Adam Urbano, Georgia Southern  
 Riley Hawkins, Samford  
**Dustin Taliaferro, Samford**  
 Zack Jaynes, Western Carolina  
 Quan Warley, Western Carolina  
 Eric Breitenstein, Wofford

### Defense

Ed Gainey, Appalachian State  
 Lanston Tanyi, Appalachian State  
 Demontrelle Smith, The Citadel  
 Joshua Jones, Elon  
 Jordan Griffin, Furman  
 Ryan Steed, Furman  
 Dion Dubose, Georgia Southern  
 Derek Heyden, Georgia Southern  
 J.B. Shippy, Georgia Southern  
 K.R. Snipes, Georgia Southern  
 John Julien, Western Carolina

### Specialists

Charlie Edwards, Georgia Southern  
 Adrian Mora, Georgia Southern  
 Blake Cain, Western Carolina

## 2009

### Offense

Tommy Edwards, The Citadel  
 Van Dyke Jones, The Citadel  
 Miguel Starks, The Citadel  
 Jeremy Peterson, Elon  
 Jerry Williams, Furman  
 Patrick Barker, Georgia Southern  
 Jamere Valentine, Georgia Southern  
 George Allers, Samford  
 Charlie Sanford, Samford  
 Chris Awuah, Chattanooga  
**Michael Johnson, Western Carolina**

### Defense

Michael Frazier, Appalachian State  
 Justin Lloyd, Appalachian State  
 Chris Billingslea, The Citadel  
 Joseph Boateng, The Citadel  
 Dale Riley, Elon  
 Josh Lynn, Furman  
 Nathan Wade, Furman  
 Darius Eubanks, Georgia Southern  
 Brent Russell, Georgia Southern  
 Joshua Williams, Chattanooga  
 SeQuan Stanley, Wofford

### Specialists

Sam Martin, Appalachian State  
 Adam Shreiner, Elon  
 Cameron Yaw, Samford

## 2010

### Offense

Terrance Martin, The Citadel  
 Kierre Brown, Elon  
 Dakota Dozier, Furman  
 Robert Brown, Georgia Southern  
 Dorian Byrd, Georgia Southern  
 Kelsey Pope, Samford  
 Quin Roberson, Samford  
 Fabian Truss, Samford  
 Marlon Anthony, Chattanooga  
 Keon Williams, Chattanooga  
 Deja Alexander, Western Carolina

### Defense

Patrick Blalock, Appalachian State  
 Derek Douglas, The Citadel  
 Brandon Brant, Elon  
 Shawn Boone, Furman  
 Josh Gebhardt, Georgia Southern  
 D.J. Key, Chattanooga  
 Gunner Miller, Chattanooga  
**Kadeem Wise, Chattanooga**

Randy Pressley, Western Carolina  
 Mike McCrimon, Wofford  
 James Zotto, Wofford

### Specialists

Ray Early, Furman  
 Kasey Redfern, Wofford  
 Sidney Rhodes, Western Carolina

## 2011

### Offense

Alex Acey, Appalachian State  
 Aaron Miller, The Citadel  
 Austin Sowell, Elon  
 Charles Emert, Furman  
 Manrey Saint Amour, Georgia Southern  
**Dominique Swope, Georgia Southern**  
 Kelvin Clay, Samford  
 Marquis Green, Chattanooga  
**Terrell Robinson, Chattanooga**  
 Faysal Shafaat, Chattanooga  
 Shaun Warren, Western Carolina

### Defense

Ronald Blair, Appalachian State  
 Doug Middleton, Appalachian State  
 Rock Muhammad, The Citadel  
 Jonathan Spain, Elon  
 Tyreek Phillips, Furman  
 Gary Wilkins, Furman  
 Deion Stanley, Georgia Southern  
 Josh Freeman, Chattanooga  
 Keyon Reed, Chattanooga  
 Davis Tull, Chattanooga  
 Ace Clark, Western Carolina  
 Tarek Odem, Wofford

### Specialists

Greg Peranich, Samford  
 Nick Pollard, Chattanooga

## 2012

### Offense

Shaq Counts, Appalachian State  
 Malachi Jones, Appalachian State  
**Sean Price, Appalachian State**  
 Tracey Coppedge, Elon  
 Reese Hannon, Furman  
 Jordan Snellings, Furman  
 Joe Turner, Furman  
 Tony Philpot, Samford  
 Jacob Huesman, Chattanooga  
 Darius Ramsey, Western Carolina  
 Troy Mitchell, Western Carolina

### Defense

Stephen Burns, Appalachian State  
 Davante Harris, Appalachian State  
 Mitchell Jeter, The Citadel  
 Mark Thomas, The Citadel  
 Reggie Thomas, Furman  
 Patrick Flowe, Georgia Southern  
 James Bradberry, Samford  
 Trey Wesley, Samford  
 Sertonuse Harris, Western Carolina  
 Jaleel Lorquet, Western Carolina

### Specialists

Alex Hanks, Georgia Southern  
 Cam Flowers, Wofford  
 Danny LaMontagne, Furman

## 2013

### Offense

**Marcus Cox, Appalachian State**  
 B.J. Bennett, Elon  
 Marcus Anderson, Furman  
**Specialists**  
 Andrej Suttles, Furman  
 Kevin Ellison, Georgia Southern  
 Karel Hamilton, Samford

Derrick Craine, Chattanooga  
 Corey Levin, Chattanooga  
 Michael Helms Jr., Western Carolina  
 Garry Lewis, Western Carolina  
 Willie Police, Western Carolina  
 Anton Wahrby, Wofford

### Defense

Kennan Gilchrist, Appalachian State  
 Alex Gray, Appalachian State  
 John Law, Appalachian State  
 Tevin Floyd, The Citadel  
 John Silas, Elon  
 Trey Robinson, Furman  
 T.J. Warren, Furman  
 Jared Holloway, Samford  
 Keionta Davis, Chattanooga  
 Bryson Jordan, Western Carolina  
 Trey Morgan, Western Carolina

### Specialists

Bentlee Critcher, Appalachian State  
 David Petroni, Elon  
 Younghoe Koo, Georgia Southern  
 Warren Handrahan, Samford

## 2014

### Offense

Cam Jackson, The Citadel  
 Isiaha Smith, The Citadel  
 P.J. Blazejowski, Furman  
 Alex Lakes, Mercer  
 Malik Johns, Samford  
 Richardre Bagley, Chattanooga  
 Jacob Revis, Chattanooga  
 Hunter Townson, Chattanooga  
**Al Cobb, VMI**  
 Detrez Newsome, Western Carolina  
 Davis Lenoir, Wofford

## Defense

Dee Delaney, The Citadel  
 Austin Barrett, Mercer  
 Kyle Williams, Mercer  
 Shaheed Salmon, Samford  
 Tavon Lawson, Chattanooga  
 Lucas Webb, Chattanooga  
 Trevor Wright, Chattanooga  
 Greg Sanders, VMI  
 Derrick Davis, Western Carolina  
 Daniel Riddle, Western Carolina  
 Terrance Morris, Wofford  
**Specialists**  
 Jon Croft Hollingsworth, Furman  
 Chandler Curtis, Mercer  
 Detrez Newsome, Western Carolina  
 David Marvin, Wofford

## 2015

### Offense

Tyler Davis, The Citadel  
 Evan McField, The Citadel  
 Triston Luke, Furman  
 Marquise Irvin, Mercer  
 Jimmie Robinson, Mercer  
 Sam Walker, Mercer  
 Devlin Hodges, Samford  
**Kelvin McKnight, Samford**  
 Daunte Mauck, VMI  
 Nathan Dalton, Western Carolina  
 Zach Weeks, Western Carolina

### Defense

Ken Allen, The Citadel  
 Quinlan Washington, The Citadel  
 Aaquil Annoor, Furman  
 Jaylan Reid, Furman  
 Isaiah Buehler, Mercer  
 Ahmad Gooden, Samford



Western Carolina's Tyrie Adams was the SoCon Freshman of the Year in 2016. He finished fourth the Jerry Rice Award voting.



# ALL-FRESHMAN TEAMS



C.J. Fritz, Chattanooga  
Isaiah Mack, Chattanooga  
Montrell Pardue, Chattanooga  
Marvin Tillman, Western Carolina  
Miles Brown, Wofford

## Specialists

Jimmie Robinson, Mercer  
Ian Berryman, Western Carolina  
Logan Howard, Western Carolina

## 2016

### Offense

Drew McEntyre, The Citadel  
Ben Blackmon, ETSU  
Tim Coleman, Furman  
Thomas Gordon, Furman  
TaDarryl Marshall, Samford  
Nick Nixon, Samford  
Malcolm White, Chattanooga  
Javean Lara, VMI  
Daz Palmer, VMI

### Tyrie Adams, Western Carolina

Walker Lanning, Western Carolina  
Aubrey Payne, Western Carolina

### Defense

Khafari Buffalo, The Citadel  
Jason Maduafokwa, ETSU  
Nasir Player, ETSU  
Will Coneway, Mercer  
Eric Jackson, Mercer  
Dorian Kithcart, Mercer  
Jalen Nash, Samford  
George Gbese, Wofford  
Mikel Horton, Wofford  
DT Wilson, Wofford  
Jireh Wilson, Wofford

## Specialists

Jacob Godek, The Citadel  
Colin Brewer, Chattanooga  
Connell Young, Western Carolina

## 2017

### Offense

Jonathan Cole, The Citadel  
Jon Barrett Lewis, The Citadel  
Brandon Rainey, The Citadel  
Reed Kroeber, Furman  
Darius Morehead, Furman

### Kaelan Riley, Mercer

Montrell Washington, Samford  
Mike Williams, Samford  
Cole Copeland, Chattanooga  
Kris Thornton, VMI  
Donnavan Spencer, Western Carolina

### Defense

Blake Bockrath, ETSU  
Reynard Ellis, Furman  
Elijah McKoy, Furman  
Malique Fleming, Mercer  
Sidney Otiwu, Mercer  
Koi Freeman, Samford  
Brett Granger, Samford  
Jerrell Lawson, Chattanooga  
A.J. Smith, VMI  
Michael Murphy, Western Carolina  
Deon Priester, Wofford

## Specialists

Grayson Atkins, Furman  
Brandon Dowdell, Chattanooga  
Victor Ulmo, Chattanooga

## 2018

### Offense

Haden Haas, The Citadel  
Clay Harris, The Citadel  
**Quay Holmes, ETSU**  
Jacob Saylor, ETSU  
Tremond Shorts, ETSU  
Corey Watkins, Furman

David Durden, Mercer  
Robert Riddle, Mercer  
DeMarcus Ware, Samford



Running back Quay Holmes finished third in the voting for the Jerry Rice Award in 2018, when he was the SoCon Freshman of the Year.

Marshall Gill, VMI  
Jakob Herres, VMI

### Defense

Chris Beverly, The Citadel  
Mason Kinsey, The Citadel  
Adrian Hope, Furman  
Nathan East, Samford  
Nelson Jordan, Samford  
Jordan Montgomery, Samford  
Devonnsha Maxwell, Chattanooga  
Ethan Caselberry, VMI  
Brett Howell, VMI  
Colin Loftis, VMI  
Ronald Kent Jr., Western Carolina

## Specialists

Matthew Campbell, The Citadel  
**Quay Holmes, ETSU**  
Dejuan Bell, Furman  
Mitchell Fineran, Samford

## 2019

### Offense

Will Huzzie, ETSU  
Devin Abrams, Furman  
Wayne Anderson, Furman  
Darren Grainger, Furman  
Evan Jumper, Furman  
Yahsyn McKee, Mercer  
Jay Stanton, Samford  
A.J. Toney, Samford

### Ailym Ford, Chattanooga

Leroy Thomas, VMI  
Jacquez Allen, Wofford

### Defense

Hasan Black, The Citadel  
Donovan Manuel, ETSU  
Josh Agbenou, Furman  
Travis Blackshear, Furman  
Braden Gilby, Furman  
Richie Coffey, Mercer  
TriMarcus Cheeks, Samford  
Kameron Brown, Chattanooga  
Aljareek Malry, VMI

Keyvaun Cobb, Wofford  
Michael Mason, Wofford

### Specialists

Tyler Keltner, ETSU  
Caleb Dowden, Mercer  
Zach Lassiter, Mercer  
Julian Pletz, Western Carolina

## 2020-21

### Offense

Ben Brockington, The Citadel  
Nathan Storch, The Citadel  
Fred Norman Jr., ETSU  
Noah West, ETSU  
Jacob Johannning, Furman  
Ethan Dirrim, Mercer  
Ty James, Mercer  
Carter Peevy, Mercer  
Cooper Frazier, Samford

### Seth Morgan, VMI

Irvin Mulligan, Wofford

### Defense

Carson Hatchett, The Citadel  
Di'Andre Davis, ETSU  
Max Evans, ETSU  
Alijah Huzzie, ETSU  
Nick Kuzemka, Furman  
Isaac Dowling, Mercer  
Noah Martin, Samford  
John Prince, Chattanooga  
Quay Wiggles, Chattanooga  
Alex Oliver, VMI  
Dorian Davis, Western Carolina  
Jaquarius Guinn, Western Carolina

### Special teams

Chance Knox, VMI  
Jerry Rice, VMI  
Paxton Robertson, Western Carolina

## 2021

### Offense

Tyler Cherry, The Citadel  
Joshua Harris, Furman  
Jace Wilson, Furman

Dylan Davis, Furman

Jabari Brooks, Samford  
KeShawn Toney, Chattanooga  
Hunter Rice, VMI

### Defense

Dominick Poole, The Citadel  
Zion Alexander, ETSU  
Dominic Morris, Furman  
Bryce Stanfield, Furman  
Savio Frazier, Mercer  
Reuben Lowery III, Chattanooga  
Kandler Martin, VMI

### Andreas Keaton, Western Carolina

Amir Annoor, Wofford  
Brandon Maina, Wofford  
Chuck Smith, Wofford

## Specialists

Trey Turk, Mercer

**Freshman of the Year listed in bold italics**



# PLAYERS OF THE WEEK

In 1963, the Southern Conference began naming players of the week. The conference named a lineman and a back to honor each week.

- 1963**
- S 14 L - Joe Kessel, UR
- B - Danny Donovan, FUR
- S 21 L - Joe Staub, VMI
- B - Bob Schweickert, VT
- S 28 L - Lynn Jones, VT
- B - Nick DiLoreto, CIT
- O 5 L - Vince Petno, CIT
- B - Dick Drummond, GWU
- O 12 L - Tommy Marvin, VT
- B - Jerry Yost, WVU
- O 19 L - John Gettys, FUR
- B - Bob Schweickert, VT
- O 26 L - Charlie Cole, VMI
- B - Merv Holland, GWU
- N 2 L - Steve Kush, WVU
- B - Bob Schweickert, VT
- N 9 L - Craig Smith, WM
- B - Ronnie Smith, UR
- N 16 L - Burton Mack Rodgers, VT
- B - Charlie Weaver, WM
- N 28 L - Bill Welsh, VMI
- B - Bob Schweickert, VT
- 1964**
- S 19 L - Joe Missar, CIT
- B - Chuck Albertson, WM
- S 26 L - John Hilton, UR
- B - Steve Heckard, DAV
- O 3 L - Joe Missar, CIT
- B - Steve Welpott, GWU
- O 10 L - Tim Crawford, FUR
- B - Bob Schweickert, VT
- O 17 L - Milt Clegg, WVU
- B - Ronnie Smith, UR
- O 24 L - Ken Whitley, VT
- B - Bob Schweickert, VT
- O 31 L - Doug McNeil, GWU
- B - Allen McCune, WVU
- N 7 L - Don Young, WVU
- B - Bob Schweickert, VT
- N 14 L - Mitch Foster, CIT
- B - Allen McCune, WVU
- N 21 L - Milt Clegg, WVU
- B - Allen McCune, WVU
- N 26 L - Jeff Craig, WM
- B - Sonny Utz, VT
- 1965**
- S 18 L - Pack Hindsley, DAV
- B - Mike Holloran, GWU
- S 26 L - George Pearce, WM
- B - Allen McCune, WVU
- O 2 L - Walker Kimbell, FUR
- B - Garrett Ford, WVU
- O 9 L - George Pearce, WM
- B - Bill Bailey, ECU
- O 16 L - John Turner, VMI
- B - Dan Darragh, WM
- O 23 L - George Pearce, WM
- B - George Richardson, ECU
- O 30 L - Tony Buccino, WM
- B - Bob Buzzell, FUR
- N 6 L - Ernie Wheeler, WVU
- B - Hill Ellett, VMI
- N 13 L - John McPaul, ECU
- B - Dusty Chichester, FUR
- N 20 L - George Pearce, WM
- B - Dick Lethridge, WVU
- N 25 L - Pack Hindsley, DAV
- B - Hill Ellett, VMI
- 1966**
- S 17 L - Don Taylor, VMI
- B - Jimmy Poole, DAV
- S 24 L - Robbie Hahn, FUR
- B - Garrett Ford, WVU
- O 1 L - Kevin Moran, ECU
- B - Steve Molnar, GWU
- O 8 L - Kenneth Doyen, GWU
- B - Dan Darragh, WM
- O 15 L - Adin Brown, WM
- B - Marty Fuller, WM
- O 22 L - Paul Janssen, GWU
- B - Larry Zurich, UR
- O 29 L - Joe Neilson, WM
- B - Jim Secret, WVU
- N 5 L - John Mallory, WVU
- B - Jimmy Poole, DAV
- N 12 L - Chuck Albertson, WM
- B - Jay Goolsby, CIT
- N 19 L - Terry O'Toole, WM
- B - Dan Darragh, WM

In 1967, the Southern Conference changed the player-of-the-week format to honor an offensive and defensive player each week.

- 1967**
- S 9 O - Ken Juskowich, WVU
- D - Chip Young, WM
- S 16 O - Charlie Bishop, VMI
- D - Dick Collins, FUR
- S 23 O - Kerry Keith, DAV
- D - George Wheeler, ECU
- S 30 O - Jim Friedl, CIT
- D - Wayne Collins, UR
- O 7 O - Dan Darragh, WM
- D - Joe Isaac, CIT
- O 14 O - Ted Zychowski, WM
- D - Pat Turchetta, UR
- O 21 O - Dan Darragh, WM
- D - Danny Williamson, WVU
- O 28 O - Jay Goolsby, CIT
- D - Harvey Bauguess, FUR
- N 4 O - Clyde Hewell, FUR
- D - George Wheeler, ECU
- N 11 O - Robbie Hahn, FUR
- D - Kerr Kump, VMI
- N 18 O - Joe Kellum, UR
- D - Harvey Bauguess, FUR
- 1968**
- S 14 O - Jimmy Adkins, ECU
- D - Winston Whitehead, UR
- S 21 O - Jimmy Jordan, FUR
- D - Burt Waite, WM
- S 28 O - Jim McMillan, CIT
- D - Pat Turchetta, UR
- O 5 O - Gordon Slade, DAV
- D - Paul Fraim, VMI
- O 12 O - Gordon Slade, DAV
- D - Dick Irvin, UR
- O 19 O - Buster O'Brien, UR
- D - Jim Rathbun, CIT
- O 26 O - Mike Kelly, DAV
- D - Dave Holland, WM
- N 2 O - Terry Morton, WM
- D - John Kenerleder, FUR
- N 9 O - Buster O'Brien, UR
- D - John Griffin, VMI
- N 16 O - Tony Passander, CIT
- D - Buster O'Brien, UR
- N 30 O - Walker Gillette, UR
- D - Jim Flowe, ECU
- 1969**
- S 20 O - Walker Gillette, UR
- D - Chuck Cross, FUR
- S 27 O - Ed Terry, DAV
- D - Dave Holland, WM
- O 4 O - Tony Passander, CIT
- D - Dick Irvin, UR
- O 11 O - Gordon Slade, DAV
- D - Ken Thorough, DAV
- O 18 O - Charlie Richards, UR
- D - Steve Butler, DAV
- O 25 O - Tony Passander, CIT
- D - Jim Lee, CIT
- N 1 O - Walker Gillette, UR
- D - Pat Turchetta, UR
- N 8 O - Gordon Slade, DAV
- D - Ken Thorough, DAV
- N 15 O - George Hannan, DAV
- D - Dick Irvin, UR
- N 22 O - Butch Colson, ECU
- D - Mel Medved, UR
- 1970**
- S 12 O - Charlie Richards, UR
- D - Jerry Acuff, VMI
- S 19 O - Bob Herb, WM
- D - George Whitley, ECU
- S 26 O - Bob Duncan, CIT
- D - Ken Thorough, DAV
- O 3 O - Phil Mosser, WM
- D - Rich Peeler, ECU
- O 10 O - Pat Carroll, FUR
- D - Jeff Varnadoe, CIT
- O 17 O - Steve Crislip, FUR
- D - Wally Ake, WM
- O 24 O - Charlie Richards, UR
- D - Jimmy King, CIT
- O 31 O - Mike Mikolayunas, DAV
- D - John Barelli, UR
- N 7 O - Phil Mosser, WM
- D - Mike Mills, ECU
- N 14 O - Bob Herb, WM
- D - Chuck Cross, FUR
- N 21 O - Steve Regan, WM
- D - Jeff Varnadoe, CIT

- 1971**
- S 11 O - Phil Mosser, WM
- D - Woody Montgomery, DAV
- S 18 O - Mac Bowman, VMI
- D - Paul Scolaro, WM
- S 25 O - Brian Baima, CIT
- D - Pat Kelly, UR
- O 2 O - Dennis Cambal, WM
- D - Robin Hogue, ECU
- O 9 O - Phil Mosser, WM
- D - Monty Kiernan, ECU
- O 16 O - Ken Nichols, UR
- D - Mike Fabian, FUR
- O 23 O - Billy Wallace, ECU
- D - Jeff Varnadoe, CIT
- O 30 O - John Gargano, WM
- D - David Knight, WM
- N 6 O - John Casazza, ECU
- D - Monty Kiernan, ECU
- N 13 O - Billy Meyers, UR
- D - Keith Dooley, UR
- N 20 O - Ken Nichols, UR
- D - John Nugent, UR
- 1972**
- S 9 O - Doug Gerhart, WM
- D - Woody Montgomery, DAV
- S 16 O - Greg Troupe, ECU
- D - Allan Melton, CIT
- S 23 O - Carl Summerell, ECU
- D - Rusty Markland, ECU
- S 30 O - Bill Deery, WM
- D - Bob Loprete, UR
- O 7 O - Carlester Crumpler, ECU
- D - Eddie Womack, DAV
- O 14 O - Dave Ingold, DAV
- D - Norman Seabrooks, CIT
- O 21 O - Billy Meyers, UR
- D - Ron Reynolds, APP
- O 28 O - David Knight, WM
- D - Danny Kepley, ECU
- N 4 O - Mac Bowman, VMI
- D - Mark Shelton, UR
- N 11 O - Carlester Crumpler, ECU
- D - Terry Stoughton, ECU
- N 18 O - Billy Meyers, UR
- D - Phil Upton, VMI
- 1973**
- S 8 O - Tom Waechter, WM
- D - Rusty Holt, CIT
- S 15 O - Harry Lynch, CIT
- D - Kenny Moore, ECU
- S 22 O - Dick Pawlewicz, WM
- D - Vic Moye, UR
- S 29 O - Bob Allen, UR
- D - Gary Godette, ECU
- O 6 O - Bill Deery, WM
- D - Gene Williams, VMI
- O 13 O - Harry Knight, UR
- D - Jim Roberts, CIT
- O 20 O - David Harper, DAV
- D - Pat Kelly, UR
- O 27 O - David Harper, DAV
- D - David Webb, APP
- N 3 O - Carlester Crumpler, ECU
- D - Gary Niklason, ECU
- N 10 O - Carl Summerell, ECU
- D - Danny Kepley, ECU
- N 17 O - Carlester Crumpler, ECU
- D - Ed Amrhein, UR
- 1974**
- S 14 O - Harry Knight, UR
- D - Brian Ruff, CIT
- S 21 O - Bill Deery, WM
- D - Danny Kepley, ECU
- S 28 O - Ronnie Moore, VMI
- D - Curtis Boyd, FUR
- O 5 O - Andrew Johnson, CIT
- D - John Willison, VMI
- O 12 O - Charles Elvington, FUR
- D - Phil Upton, VMI
- O 19 O - Jerry Harmon, APP
- D - Fred Snipes, APP
- O 26 O - Ken Strayhorn, ECU
- D - Brian Ruff, CIT
- N 2 O - Joe Parker, APP
- D - Mike Copley, UR
- N 9 O - Harry Knight, UR
- D - Mike Copley, UR
- N 16 O - Andrew Johnson, CIT
- D - Julius Thomas, APP
- N 23 O - Bill Deery, WM
- D - Phil Upton, VMI

- 1975**
- S 13 O - Emmitt Hamilton, APP
- D - Glen Jones, VMI
- S 20 O - Calvin Simon, APP
- D - Julius Thomas, APP
- S 27 O - Ronnie Moore, VMI
- D - Brian Ruff, CIT
- O 4 O - Dave Taylor, UR
- D - Gilbert Rossie, APP
- O 11 O - Larry Robinson, FUR
- D - Brian Ruff, CIT
- O 18 O - Emmitt Hamilton, APP
- D - Mike Andrus, UR
- O 25 O - Mike Weaver, ECU
- D - Jim Bolding, ECU
- N 1 O - John Palazeti, UR
- D - Harold Fort, ECU
- N 8 O - Robbie Price, APP
- D - Dickie Carey, UR
- N 15 O - Joe Summral, CIT
- D - Brian Ruff, CIT
- N 22 O - Tom Rozantz, WM
- D - Jim Ryan, WM
- 1976**
- S 11 O - Jim Krus, WM
- D - Brian Ruff, CIT
- S 18 O - Keith Fimian, WM
- D - Joe Agee, WM
- S 25 O - Raymond Jones, ECU
- D - Ralph Ferguson, CIT
- O 2 O - Tom Rozantz, WM
- D - Gerald Hall, ECU
- O 9 O - Pete Conaty, ECU
- D - Greg James, CIT
- O 16 O - Jim Krus, WM
- D - Brian Ruff, CIT
- O 23 O - Tom Rozantz, WM
- D - Brian Ruff, CIT
- O 30 O - Scott McConnell, APP
- D - Greg Arnett, VMI
- N 6 O - Tom Rozantz, WM
- D - Reggie Pinkney, ECU
- N 13 O - Larry Robinson, FUR
- D - Scott Hays, WM
- N 20 O - Mike Weaver, ECU
- D - Harold Randolph, ECU
- 1977**
- S 10 O - Craig Jones, VMI
- D - Kenny Mitchell, UTC
- S 17 O - C.W. Geiger, MAR
- D - Ronnie Powe, UTC
- S 24 O - Mike Pusey, WCU
- D - Joey Brison, MAR
- O 1 O - Emmitt Hamilton, APP
- D - Pat Murphy, APP
- O 8 O - Andre Gibson, VMI
- D - no nominations
- O 15 O - David Henderson, FUR
- D - Gary McNeal, VMI
- O 22 O - Wayne Tolleson, WCU
- D - Bobby Church, FUR
- O 29 O - Tony Meredino, UTC
- D - Ricky Smith, WCU
- N 5 O - Robby Clark, VMI
- D - Kenny Caldwell, CIT
- N 12 O - Darrell Lipford, WCU
- D - Tony Starks, CIT
- N 19 O - Mike Pusey, WCU
- D - Felix Hooks, CIT
- 1978**
- S 9 O - Mike Pusey, WCU
- D - George Elliott, MAR
- S 16 O - Steve Brown, APP
- D - Kurt Woerner, UTC
- S 23 O - Mark Slawson, CIT
- D - Pat Murphy, APP
- S 30 O - Steve Brown, APP
- D - Ty Smith, WCU
- O 7 O - Tony Merendino, UTC
- D - Kenny Caldwell, CIT
- O 14 O - Jeff Norman, WCU
- D - Mike Alston, VMI
- O 21 O - Eddie Estes, APP
- D - John Creager, UTC
- O 28 O - David Henderson, FUR
- D - Thomas Gunn, WCU
- N 4 O - Gerald Harp, WCU
- D - Ty Smith, WCU
- N 11 O - Mark Stowers, FUR
- D - Scott Wages, CIT
- N 18 O - Scott McConnell, APP
- D - Jerry Scott, FUR
- 1979**
- S 8 O - Gwain Durden, UTC

#SoConFB

# PLAYERS OF THE WEEK



- D – John Strong, WCU
- S 15** O – Mike Pusey, WCU
- D – Willis Yates, UTC
- S 22** O – Gwain Durden, UTC
- D – Scott Wages, CIT
- S 29** O – Tim Russell, CIT
- D – Ricky Smith, WCU
- O 6** O – Floyd Allen, VMI
- D – John Creager, UTC
- O 13** O – Mark HutSELL, ETSU
- D – Ron Phillips, ETSU
- O 20** O – Stump Mitchell, CIT
- D – Jeff Snipes, FUR
- O 27** O – Floyd Allen, VMI
- D – Charles Steins, ETSU
- N 3** O – Tim Sorrells, FUR
- D – Al McCloud, UTC
- N 10** O – Mike Smith, UTC
- D – Bruce Gheesling, FUR
- N 17** O – Tim Russell, CIT
- D – Eddie Estes, WCU

## 1980

- S 6** O – Rick Beasley, APP
- D – Bruce Kitchen, VMI
- S 13** O – Mike Glenn, FUR
- D – Melvin Rucker, VMI
- S 20** O – Gwain Durden, UTC
- D – Richard Ward, UTC
- S 27** O – Steve Brown, APP
- D – Sedrick Brown, CIT
- O 4** O – Stump Mitchell, CIT
- D – Willis Yates, UTC
- O 11** O – Stump Mitchell, CIT
- D – Steve O'Neill, FUR
- O 8** O – Joe Burke, UTC
- D – Cris Timmons, VMI
- O 25** O – Steve Bishop, FUR
- D – Kevin Morgan, FUR
- N 1** O – Tim Sorrells, FUR
- D – Bruce Gheesling, FUR
- N 8** O – Stump Mitchell, CIT
- D – Jesse Bandy, MAR
- N 15** O – Ron Mixon, WCU
- D – Melvin Rucker, VMI
- N 22** O – Tony Jackson, UTC
- D – Jeff Snipes, FUR

## 1981

- S 12** O – Floyd Allen, VMI
- D – Jim Devine, MAR
- S 19** O – Stan Goodson, APP
- D – Les Dunnville, VMI
- S 26** O – Danny Miller, CIT
- D – Bruce Gheesling, FUR
- O 3** O – Steve Woods, UTC
- D – Mike Smith, ETSU
- O 10** O – Stanford Jennings, FUR
- D – Bruce Gheesling, FUR
- O 17** O – Scott Nault, ETSU
- D – Willis Yates, UTC
- O 24** O – Floyd Allen, VMI
- D – Johnny Williams, WCU
- O 31** O – Ron Mixon, WCU
- D – Steve Kurtz, UTC
- N 7** O – Larry Fourqurean, MAR
- D – Bruce Gheesling, FUR
- N 14** O – Anthony James, WCU
- D – Melvin Rucker, VMI
- N 21** O – Byron Walker, CIT
- D – Melvin Rucker, VMI

## 1982

- S 4** O – Larry Fourqurean, MAR
- D – Glenn Bates, MAR
- S 11** O – Tom Radle, VMI
- D – Nathan Williams, WCU
- S 18** O – Dean Biasucci, WCU
- D – Gib McEachran, FUR
- S 25** O – Jack Teichmann, UTC
- D – Kenny Washington, UTC
- O 2** O – Stan Goodson, APP
- D – John Zemina, FUR
- O 9** O – Gerald Toney, CIT
- D – Ernest Gibson, FUR
- O 16** O – Anthony James, WCU
- D – Billy Hall, FUR
- O 23** O – Anthony James, WCU
- D – Shannon DePew, ETSU
- O 30** O – Stan Goodson, APP
- D – Richard Dukes, WCU
- N 6** O – Artis Edwards, UTC
- D – Glenn Bates, MAR
- N 13** O – Stanford Jennings, FUR
- D – Barry Smith, VMI
- N 20** O – Jerry Butler, ETSU
- D – Shannon DePew, ETSU

## 1983

- S 3** O – Bill Van Aman, APP
- D – Joel Carter, APP
- S 10** O – Robert Hill, CIT
- D – Gary Zingler, ETSU
- S 17** O – Stanford Jennings, FUR
- D – David McCrary, UTC
- S 24** O – Robert Hill, CIT
- D – Troy Phillips, FUR
- O 1** O – Randy Joyce, APP
- D – Richard Dukes, WCU
- O 8** O – Larry Fourqurean, MAR
- D – Glenn Richardson, UTC
- O 15** O – Ralph Potter, UTC
- D – Mark Bridgeman, FUR
- O 22** O – Tom Sorrells, FUR
- D – George Milton, CIT
- O 29** O – Jack Borders, FUR
- D – Ricky Pate, WCU
- N 5** O – David Charpia, FUR
- D – Miles Nicholson, WCU
- N 12** O – Herman Jacobs, ETSU
- D – Mark Bridgeman, FUR
- N 19** O – Leonard Williams, WCU
- D – Buck Coatney, FUR

## 1984

- S 1** O – Robbie Gardner, FUR
- D – Rock Hurst, FUR
- S 8** O – Jerry Butler, ETSU
- D – Louis Cooper, WCU
- S 15** O – Carl Fodor, MAR
- D – Rock Hurst, FUR
- S 22** O – Carl Fodor, MAR
- D – Tiger Greene, WCU
- S 29** O – Artis Edwards, UTC
- D – Glenn Richardson, UTC
- O 6** O – Jeff Gilbert, WCU
- D – David Ferrell, ETSU
- O 13** O – Robert Surratt, MAR
- D – Jerome Norris, FUR
- O 20** O – Robert Hill, CIT
- D – Dino Hackett, APP
- O 27** O – Jeff Gilbert, WCU
- D – Tiger Greene, WCU
- N 3** O – Robbie White, ETSU
- D – Gary Zingler, ETSU
- N 10** O – Mitch Fontenot, UTC
- D – David McCrary, UTC
- N 17** O – John Settle, APP
- D – Phillip Aldridge, UTC

## 1985

- S 7** O – John Settle, APP
- D – Glenn Richardson, UTC
- S 14** O – Tim Sanders, APP
- D – Todd Brown, MAR
- S 21** O – John Settle, APP
- D – Dino Hackett, APP
- S 28** O – Bobby Lamb, FUR
- D – Dino Hackett, APP
- O 5** O – Alan Evans, UTC
- D – John Ceglie, MAR
- O 12** O – Bobby Lamb, FUR
- D – Mike Mayo, VMI
- O 19** O – Brian Jager, FUR
- D – Phillip Aldridge, UTC
- O 26** O – Al Comer, VMI
- D – Dino Hackett, APP
- N 2** O – Tim Couch, UTC
- D – Joel Thompson, CIT
- N 9** O – John Settle, APP
- D – Dino Hackett, APP
- N 16** O – Tim Couch, UTC
- D – Chris Melick, APP
- N 23** O – Bobby Lamb, FUR
- D – Dino Hackett, APP

## 1986

- S 6** O – John Settle, APP
- D – Jeff Blankenship, FUR
- S 13** O – Willie Perkins, WCU
- D – Darryl Gardner, FUR
- S 20** O – Herman Jacobs, ETSU
- D – Tim Stepp, FUR
- S 27** O – Keith Moore, FUR
- D – Darryl Gardner, FUR
- O 4** O – John Settle, APP
- D – Rick Harris, ETSU
- O 11** O – David Brown, VMI
- D – Kenny Blacknell, APP
- O 18** O – Tony Petersen, MAR
- D – Everett Spellman, WCU
- O 25** O – John Settle, APP
- D – Kenny Peoples, WCU
- N 1** O – Mike Barber, MAR
- D – Stan Hall, MAR
- N 8** O – John Settle, APP

- N 15** D – Junior Jackson, UTC
- O – Kirk Roach, WCU
- N 22** O – Albert English, ETSU
- D – Mark Stock, VMI
- D – Darryl Gardner, FUR

## 1987

- S 5** O – Jeff Morgan, ETSU
- D – David Freeland, APP
- S 12** O – Chris Speaks, FUR
- D – Jerome Merrill, UTC
- S 19** O – Tony Petersen, MAR
- D – J.D. Cauthen, CIT
- S 26** O – Stan Nix, UTC
- D – Scott Arant, WCU
- O 3** O – John Bagwell, FUR
- D – Julius Dixon, FUR
- O 10** O – Tony Petersen, MAR
- D – Kelly Smith, FUR
- O 17** O – Mark Smith, WCU
- D – Reggie Solomon, UTC
- O 24** O – Tim Sanders, APP
- D – Leonard Lee, APP
- O 31** O – Tommy Burriss, CIT
- D – Mark Snyder, MAR
- N 7** O – Jeff Morgan, ETSU
- D – Anthony Downs, APP
- N 14** O – Tony Petersen, MAR
- D – Ken Green, MAR
- N 21** O – Steve Colwell, UTC
- D – Everett Spellman, WCU

*In 1988, the Southern Conference began honoring a freshman of the week in addition to the offensive and defensive players of the week.*

## 1988

- S 3** O – Bobby Fuller, APP
- D – Rick Harris, ETSU
- F – Dewey Klein, MAR
- S 10** O – Gene Brown, CIT
- D – Willie Greenway, UTC
- F – Mark Williams, ETSU
- S 17** O – Darryl Jackson, WCU
- D – Geno Segars, WCU
- F – Dewey Klein, MAR
- S 24** O – Gene Brown, CIT
- D – Troy Boeck, UTC
- F – Michael Bryant, MAR
- O 1** O – Gene Brown, CIT
- D – Mike Lowman, UTC
- F – Jackie Washington, UTC
- O 8** O – John Gregory, MAR
- D – Mike Frier, APP
- F – Scott Council, VMI
- O 15** O – Mike Barber, MAR
- D – Pete Long, CIT
- F – Michael Bryant, MAR
- O 22** O – Sean Doctor, MAR
- D – Nick McKnight, MAR
- F – Rocky Clay, APP
- O 29** O – Frankie DeBusk, FUR
- D – Jeff Barnes, VMI
- F – Dewey Klein, MAR
- N 5** O – Adrian Johnson, CIT
- D – Jeff Blankenship, FUR
- F – Lance Redding, APP
- N 12** O – Gene Brown, CIT
- D – Jeff Blankenship, FUR
- F – Vince Carelli, UTC
- N 19** O – Bobby Fuller, APP
- D – Wayne Purcell, VMI
- F – Scott Council, VMI

## 1989

- S 2** O – John Gregory, MAR
- D – Larry Huffman, MAR
- F – D.J. Campbell, APP
- S 9** O – Ritchie Melchor, APP
- D – Keith Collins, APP
- F – Harold Alexander, APP
- S 16** O – George Searcy, ETSU
- D – Terrell Wagner, WCU
- F – Tony Scales, VMI
- S 23** O – James Roberts, UTC
- D – Junior Jackson, UTC
- F – James Roberts, UTC
- S 30** O – George Searcy, ETSU
- D – Junior Jackson, UTC
- F – Anthony Smith, APP
- O 7** O – Frankie DeBusk, FUR
- D – Gary Dandridge, APP
- F – Al Ellis, APP
- O 14** O – George Searcy, ETSU
- D – Chris Roper, FUR
- F – James Roberts, UTC
- O 21** O – John Gregory, MAR
- D – Junior Jackson, UTC

- O 28** F – James Roberts, UTC
- O – Ritchie Melchor, APP
- D – Kelly Fletcher, FUR
- D – D.J. Campbell, APP
- N 4** O – D.J. Campbell, APP
- D – Kevin Kendrick, FUR
- F – D.J. Campbell, APP
- N 11** O – John Gregory, MAR
- D – Raymond Flowers, VMI
- F – Raymond Flowers, VMI
- N 18** O – Frankie DeBusk, FUR
- D – Dwayne Pelham, APP
- F – Dewayne Arkadie, VMI

## 1990

- S 1** O – Michael Payton, MAR
- D – Donahue Stephenson, MAR
- F – Butch Jennings, VMI
- S 8** O – Jack Douglas, CIT
- D – J.J. Davis, CIT
- F – Kevin Thigpen, WCU
- S 15** O – Tony Scales, VMI
- D – Shingo Weems, UTC
- F – Derrick Hollins, ETSU
- S 22** O – Kevin Thigpen, WCU
- D – J.J. Davis, CIT
- F – Kevin Thigpen, WCU
- S 29** O – Ricardo Clark, MAR
- D – Rico Mack, APP
- F – Donahue Stephenson, MAR
- O 6** O – Carl Tremble, FUR
- D – Brance Draine, UTC
- F – Bobby Acree, UTC
- O 13** O – Tony Scales, VMI
- D – Shingo Weems, UTC
- F – Derrick Hollins, ETSU
- O 20** O – Jack Douglas, CIT
- D – Lester Smith, CIT
- F – Maurice Kelly, ETSU
- O 27** O – Jack Douglas, CIT
- D – Kevin Kendrick, FUR
- F – Derrick Hollins, ETSU
- N 3** O – Derrick Hollins, ETSU
- D – Joe Chirico, MAR
- F – Derrick Hollins, ETSU
- N 10** O – Glen Connally, FUR
- D – Allen Edwards, FUR
- F – Shingo Weems, UTC
- N 17** O – Carl Tremble, FUR
- D – Rico Mack, APP
- F – Johnny Smith, APP

## 1991

- 8/31** O – James Roberts, UTC
- D – Harold Alexander, APP
- F – Kerry Hayes, WCU
- S 7** O – Tony Scales, VMI
- D – Charles McGregor, MAR
- F – Tim Williams, VMI
- S 14** O – Tony Scales, VMI
- D – Steve Wilks, APP
- F – Chip Hooks, APP
- S 21** O – Shoun Habersham, UTC
- D – Jackie Washington, UTC
- F – Kerry Hayes, WCU
- S 28** O – Chip Hooks, APP
- D – Dewayne Arkadie, VMI
- F – Chip Hooks, APP
- O 5** O – Hugh Swilling, FUR
- D – Rico Mack, APP
- F – Nate Abraham, APP
- O 12** O – Michael Payton, MAR
- D – Lester Smith, CIT
- F – Chip Hooks, APP
- O 19** O – Kevin Thigpen, WCU
- D – Avery Hall, APP
- F – Kerry Hayes, WCU
- O 26** O – Kenyon Earl, UTC
- D – David Masterson, UTC
- F – Todd Donnan, MAR
- N 2** O – Jack Douglas, CIT
- D – David Brodsky, CIT
- F – Roger Johnson, MAR
- N 9** O – Michael Payton, MAR
- D – Albert Luke, UTC
- F – Roger Johnson, MAR
- N 16** O – Michael Payton, MAR
- D – Ryan Livezey, FUR
- F – Chip Hooks, APP
- N 23** O – Troy Brown, MAR
- D – David Russinko, CIT
- F – Roger Johnson, MAR

## 1992

- S 5** O – Jerry Ellison, UTC
- D – Judson Boehmer, CIT
- F – Pat Crust, ETSU
- S 12** O – Troy Brown, MAR

# PLAYERS OF THE WEEK

#SoConFB

- S 19 D - Lester Smith, CIT  
F - Chris Parker, MAR  
O - Everette Sands, CIT  
D - Shannon King, MAR  
F - Terry Tucker, VMI
- S 26 O - Everette Sands, CIT  
D - Avery Hall, APP  
F - Marlon Anderson, VMI
- O 3 O - Everette Sands, CIT  
D - Milan Sterling, FUR  
F - Gabe Berry, ETSU
- O 10 O - Michael Payton, MAR  
D - William King, MAR  
F - Willie McLain, APP
- O 17 O - Lonnie Galloway, WCU  
D - William King, MAR  
F - Wes Greenwell, WCU
- O 24 O - Craig Aiken, WCU  
D - Ahren Self, CIT  
F - Jim Richter, FUR
- O 31 O - Lonnie Galloway, WCU  
D - Julius Grant, WCU  
F - Ricky Carter, MAR
- N 7 O - Michael Payton, MAR  
D - Sean Swoope, APP  
F - Ricky Carter, MAR
- N 14 O - Carl Tremble, FUR  
D - Tom Bodine, WCU  
F - Byron Turner, MAR
- N 21 O - Carl Tremble, FUR  
D - Avery Hall, APP  
F - Marlon Anderson, VMI
  
- S 4 O - Jim Richter, FUR  
D - Andre Worrell, FUR  
F - Larry Bell, ETSU
- S 11 O - Chris Parker, MAR  
D - Alex Mash, GSU  
F - Nakia Thomas, ETSU
- S 18 O - Kenyon Earl, UTC  
D - William King, MAR  
F - Dexter Coakley, APP
- S 25 O - C.J. Haynes, CIT  
D - Dexter Coakley, APP  
F - Gerard Hardy, APP
- O 2 O - Kenyon Earl, UTC  
D - Roger Johnson, MAR  
F - Jimmy Butler, WCU
- O 9 O - Lonnie Galloway, WCU  
D - Shannon King, MAR  
F - Greg Ryan, ETSU
- O 16 O - Chris Parker, MAR  
D - Tom Bodine, WCU  
F - Shawn Lyons, CIT
- O 23 O - Charles Bostick, GSU  
D - Shannon King, MAR  
F - Tim Martin, MAR
- O 30 O - Scott Satterfield, APP  
D - Roger Johnson, MAR  
F - Damon Scott, APP
- N 6 O - Chris Parker, MAR  
D - William King, MAR  
F - Thomas Haskins, VMI
- N 13 O - Thomas Haskins, VMI  
D - Milan Sterling, FUR  
F - Braniff Bonaventure, FUR
- N 20 O - Jerry Ellison, UTC  
D - Julius Grant, WCU  
F - Greg Ryan, ETSU
  
- S 5 O - Thomas Haskins, VMI  
D - Vince Parker, MAR  
F - B.J. Cohen, MAR
- S 12 O - Chris Parker, MAR  
D - Andre Hentz, FUR  
F - Brian Edwards, ETSU
- S 19 O - Jeff Johnson, ETSU  
D - James Russell, ETSU  
F - B.J. Cohen, MAR
- S 26 O - Don Blue, APP  
D - Dexter Coakley, APP  
F - Kenny Robinson, GSU
- O 3 O - John Burton, CIT  
D - William Peebles, APP  
F - Leander Dumas, WCU
- O 10 O - Greg Ryan, ETSU  
D - Herb Streater, WCU  
F - Larry McCloud, MAR
- O 17 O - Terrance Rivers, CIT  
D - Marco Bradham, GSU  
F - Stan Sullivan, UTC
- O 24 O - Kerry Hayes, WCU  
D - Johnny Smith, APP  
F - Robb Harris, WCU
- O 31 O - Todd Donnan, MAR  
D - Mark Tate, FUR

- N 7 F - Mark Moore, FUR  
O - Aldwin Lance, APP  
D - Micah Young, CIT
- N 14 F - Quasey Vinson, UTC  
O - Todd Donnan, MAR  
D - Chip Miller, APP  
F - Brian Edwards, ETSU
- N 21 O - Thomas Haskins, VMI  
D - Craig Wasik, ETSU  
F - Brian Edwards, ETSU
  
- S 4 O - Scott Satterfield, APP  
D - Scott Belcher, CIT  
F - Stanley Myers, CIT
- S 11 O - Thomas Haskins, VMI  
D - Brad Keeney, CIT  
F - Stanley Myers, CIT
- S 18 O - Damon Scott, APP  
D - Kelly Cook, VMI  
F - Chad Pennington, MAR
- S 25 O - Braniff Bonaventure, FUR  
D - Robert Tucker, WCU  
F - Marques Stubbs, FUR
- O 2 O - Braniff Bonaventure, FUR  
D - Jason Hatcher, WCU  
F - Orlando Ruff, FUR
- O 9 O - Greg Ryan, ETSU  
D - Derrick Reeves, GSU  
F - Chad Pennington, MAR
- O 16 O - Chris Parker, MAR  
D - Thomas Haskins, VMI  
D - Dexter Coakley, APP  
F - Marques Stubbs, FUR
- O 23 O - Marrio Grier, UTC  
D - Dexter Coakley, APP  
F - Tyrone Coleman, UTC
- O 30 O - Greg Ryan, ETSU  
D - James Russell, ETSU  
F - Terence Stokes, WCU
- N 6 O - Charles Bostick, GSU  
D - B.J. Cohen, MAR  
F - Brian Hampton, UTC
- N 13 O - Damon Scott, APP  
D - Dexter Coakley, APP  
F - Joey Hall, APP
- N 20 O - Chris Parker, MAR  
D - Donnie Abraham, ETSU  
F - Chad Pennington, MAR
  
- S 1 O - Kenny Robinson, GSU  
D - Dexter Coakley, APP  
F - Carlos Locklyn, UTC
- S 8 O - Erik Thomas, MAR  
D - Eric Johnson, WCU  
F - Darius Hooks, WCU
- S 15 O - Ernest Crosby, FUR  
D - James Russell, ETSU  
F - Randy Moss, MAR
- S 22 O - Gerard Hardy, APP  
D - Shon Galloway, ETSU  
F - Brandon Walker, ETSU
- S 29 O - Josh Cole, FUR  
D - Larry McCloud, MAR  
F - Stuart Rentz, FUR
- O 6 O - Eric Kresser, MAR  
D - Dexter Coakley, APP  
F - Marq Cerqua, FUR
- O 13 O - Ernest Crosby, FUR  
D - Dexter Coakley, APP  
F - Greg Hill, GSU
- O 20 O - Thomas Haskins, VMI  
D - Gordon Fenderson, APP  
F - Randy Moss, MAR
- O 27 O - Roderick Russell, GSU  
D - Scott Belcher, CIT  
F - Brandon Walker, ETSU
- N 3 O - Damon Scott, APP  
D - Adam Walton, ETSU  
F - Randy Moss, MAR
- N 10 O - Eric Kresser, MAR  
D - Billy Lyon, MAR  
F - Randy Moss, MAR
- N 17 O - Thomas Haskins, VMI  
D - Mike Rogers, VMI  
F - Greg Hill, GSU
- N 24 O - Braniff Bonaventure, FUR  
D - Bryan Dailer, FUR  
F - Chuck Payne, APP
  
- S 6 O - Carlos Frank, CIT  
D - Mario Hankerson, ETSU  
F - Todd Wells, ETSU
- S 13 O - Brian Edwards, ETSU  
D - Chris Webb, CIT  
F - Mario Richardson, CIT

- S 20 O - Darius Hooks, WCU  
D - D.T. Tanner, GSU  
F - Daryl Skinner, FUR
- S 27 O - Brent Rickman, APP  
D - Chad Nighbert, GSU  
F - Todd Wells, ETSU
- O 4 O - Todd Wells, ETSU  
D - David Damon, UTC  
F - Daryl Skinner, APP
- O 11 O - Ernest Crosby, FUR  
D - Jay Thier, FUR  
F - Britt Gardner, CIT
- O 18 O - Gerard Hardy, APP  
D - Earl Hunter, APP  
F - Brent Rickman, FUR
- O 25 O - Roderick Russell, GSU  
D - Mario Hankerson, ETSU  
F - Keydrick Gordon, ETSU
- N 1 O - Corey Joyner, GSU  
D - Ken Byrd, APP  
F - Daryl Morrell, GSU
- N 8 O - Greg Hill, GSU  
D - Daryl Morrell, GSU  
F - Todd Wells, ETSU
- N 15 O - Stephon Hawkins, UTC  
D - Marcus Bradley, WCU  
F - Justin Hill, FUR
- N 22 O - B.J. Adigun, ETSU  
D - Bryan Dailer, FUR  
F - Derek Russell, FUR
  
- S 5 O - Antonio Smith, CIT  
D - Arkee Thompson, GSU  
F - Adrian Peterson, GSU
- S 12 O - Adrian Peterson, GSU  
D - Chuck Payne, APP  
F - Louis Ivory, FUR
- S 19 O - Greg Hill, GSU  
D - Eric Johnson, WCU  
F - Daniel Robertson, FUR
- S 26 O - Adrian Peterson, GSU  
D - Anthony Jenkins, WCU  
F - Arkee Thompson, GSU
- O 3 O - Daniel Jeremiah, APP  
D - Richie Jackson, FUR  
F - Will Bouton, FUR
- O 10 O - Daryl Skinner, APP  
D - Marcus Johnson, CIT  
F - Aaron Mitchell, VMI
- O 17 O - Stanley Myers, CIT  
D - Arkee Thompson, GSU  
F - Adrian Peterson, GSU
- O 24 O - Adrian Peterson, GSU  
D - DeNorrise Burton, WCU  
F - Aaron Mitchell, VMI
- O 31 O - Brad Hoover, WCU  
D - Kevin Peterson, ETSU  
F - Adrian Peterson, GSU
- N 7 O - Greg Hill, GSU  
D - Eric Davis, GSU  
F - Adrian Peterson, GSU
- N 14 O - Terrence McCall, APP  
D - Marcus Johnson, CIT  
F - Travis Wilson, WOF
- N 21 O - Brad Hoover, WCU  
D - Brett Chappell, WCU  
F - Travis Wilson, WOF
  
- S 4 O - Chris Sanders, UTC  
D - Cody Goodwin, UTC  
F - Joe Patrick, APP
- S 11 O - Karim Razzak, APP  
D - Corey Hall, APP  
F - Anthony Williams, GSU
- S 18 O - Adrian Peterson, GSU  
D - Will Bouton, FUR  
F - Jesse McCoy, WOF
- S 25 O - Adrian Peterson, GSU  
D - Ben Dae, WOF  
F - Billy Napier, FUR
- O 2 O - Adrian Peterson, GSU  
D - Tim Ramseur, APP  
F - John Keith, FUR
- O 9 O - Louis Ivory, FUR  
D - Walter Booth, FUR  
F - David Young, GSU
- O 16 O - Carlos Locklyn, UTC  
D - Corey Hall, APP  
F - Jesse McCoy, WOF
- O 23 O - Chris Sanders, UTC  
D - Carlos Locklyn, UTC  
F - Louis Ivory, FUR

- O 31 O - Justin Hill, FUR  
D - Hondre McNeil, WOF  
F - Jesse McCoy, WOF
- N 7 O - Greg Hill, GSU  
D - Brent Rickman, APP  
F - Justin Seaverns, APP
- N 15 O - Josh Cain, UTC  
D - Justin Hill, FUR  
F - John Keith, FUR
- N 22 O - David Young, GSU  
D - Chris Sanders, UTC  
F - Richie Jackson, FUR
  
- S 2 O - Louis Ivory, FUR  
D - Will Bouton, FUR  
F - Tim Turner, ETSU
- S 9 O - David Rivers, WCU  
D - Marcus Ellerbe, UTC  
F - Lamont Seward, WCU
- S 16 O - Cos DeMatteo, UTC  
D - Denny Haywood, CIT  
F - Corey Carter, ETSU
- S 23 O - J.R. Revere, GSU  
D - Justin Fryer, WCU  
F - Brandon Poole, FUR
- S 30 O - Louis Ivory, FUR  
D - Adrian Peterson, GSU  
D - Du'Shon Martin, APP
- O 7 O - Scooter Johnson, CIT  
D - Joe Burchette, APP  
F - Freddie Pesqueira, GSU
- O 14 O - Fred Boateng, WCU  
D - David Rivers, WCU  
F - Josh Cooper, FUR
- O 21 O - Lamont Seward, WCU  
D - Todd Wells, ETSU  
D - Rahim El Amin, ETSU
- O 28 O - Justin Fryer, WCU  
F - Lamont Seward, WCU  
D - Matt Vick, UTC
- N 4 O - Brian Bodor, WOF  
F - Lamont Seward, WCU  
D - Louis Ivory, FUR
- N 11 O - Will Bouton, FUR  
F - Shaun Fogle, WOF  
D - Joe Burchette, APP
- N 18 O - Joey Gibson, VMI  
D - Will Bouton, FUR  
D - Josh Jeffries, APP  
F - Danny Marshall, FUR
  
- S 3 O - Louis Ivory, FUR  
D - Chris Sanders, UTC  
D - Kevin Hudson, WOF  
F - Lamont Seward, WCU
- S 10 O - Adrian Peterson, GSU  
D - Justin Fryer, WCU  
F - Mazzie Drummond, CIT
- S 24 O - Adrian Peterson, GSU  
D - Josh Jeffries, APP  
F - Victor Cabral, GSU
- O 1 O - Kevin Howard, CIT  
D - Titus Green, VMI  
O - J.R. Revere, GSU
- O 8 O - Will Bouton, FUR  
F - Isaac West, FUR
- O 15 O - Michael Banks, WCU  
D - Derik Screen, VMI  
F - Kwento Ikuezunma, UTC
- O 22 O - Joe Burchette, APP  
D - Travis Stephens, CIT  
F - Jermaine Little, APP
- O 29 O - Jimmy Watkins, APP  
D - Chase Corn, WOF  
F - Gerald Sensabaugh, ETSU
- N 5 O - Adrian Peterson, GSU  
D - Josh Cain, UTC  
F - Kevin Corley, CIT
- N 12 O - Maurice Murphy, CIT  
D - Tyler Unzicker, UTC  
F - Jonathan Lyles, APP
- N 19 O - Billy Napier, FUR  
D - Josh Cooper, FUR  
F - Tyler Norman, WCU
- N 26 O - Charles McNeil, UTC  
D - Josh Cain, UTC  
F - Cedrick Ritter, FUR
  
- S 2 O - Jeff Zolman, WOF  
D - Rod Dunlap, WCU  
F - Donnie Johnston, VMI

# PLAYERS OF THE WEEK



- S9** O – Joey Gibson, VMI  
D – David Young, GSU
- S16** F – Jermaine Austin, GSU  
O – Billy Napier, FUR  
D – Cliff Washburn, CIT  
F – Brad West, APP
- S23** O – Jesse McCoy, WOF  
D – Montreal Harkley, ETSU  
F – Jim Thurman, WOF
- S30** O – Joe Burchette, APP  
D – Josh Jeffries, APP  
F – Jermaine Austin, GSU
- O7** O – Jesse McCoy, WOF  
D – Josh Cain, UTC  
F – Jim Thurman, WOF
- O14** O – Chaz Williams, GSU  
D – Josh Jeffries, APP  
F – Gary Price, VMI
- O21** O – Chaz Williams, GSU  
D – Lamar Beam, ETSU  
F – Sean Mizzer, VMI
- O28** O – Manny DeShauteurs, WCU  
D – Roland Harris, WOF  
F – Gabriel Jackson, WOF
- N4** O – Jesse McCoy, WOF  
D – Scott Cornatzer, APP  
F – Sean Mizzer, VMI
- N11** O – Chaz Williams, GSU  
D – Anthony Jones, WOF  
F – Richie Williams, APP
- N18** O – Billy Napier, FUR  
D – Chris Walsh, VMI  
F – Jermaine Austin, GSU
- N25** O – Jeff Klein, CIT  
D – Rodney Johnson, FUR  
F – William Freeman, FUR

## 2003

- S1** O – Ern Mills, CIT  
D – Cam Newton, FUR  
F – Chad Nkang, Elon
- S8** O – Jermaine Austin, GSU  
D – Teddie Whitaker, WOF  
F – Carl Meadows, ETSU
- S15** O – Gaven Varner, ETSU  
D – Allen Davis, ETSU  
Mike Warren, Elon
- S22** F – Carl Meadows, ETSU  
O – Brian Gaither, WCU  
D – William Freeman, FUR  
F – Kevious Johnson, WOF
- S29** O – Lamont Seward, WCU  
D – James Burchett, GSU  
F – Mike Cullen, ETSU
- O6** O – J.R. McNair, WOF  
Alonzo Nix, UTC  
D – Timmy Thrift, WOF  
F – Alan Atwater, APP
- O13** O – Trey Hunter, GSU  
D – K.T. Stovall, APP  
F – Nicholas Wishart, WCU
- O20** O – Nehemiah Broughton, CIT  
D – Tony Tiller, ETSU  
F – Corey Lynch, APP
- O27** O – Vinnie Miroth, UTC  
D – Teddie Whitaker, WOF  
F – Josh Stepp, FUR
- N3** O – Jermaine Austin, GSU  
D – Matt Nelson, WOF  
F – Alan Atwater, APP
- N10** O – Sean Holland, GSU  
D – Sam Smalls, APP  
F – Kevious Johnson, WOF
- N17** O – Gaven Varner, ETSU  
Ern Mills, CIT  
D – K.T. Stovall, APP  
F – Carl Meadows, ETSU
- N24** O – Gaven Varner, ETSU  
Bo Moore, FUR  
D – Nick McNeil, WCU  
F – Carl Meadows, ETSU

## 2004

- S6** O – Ingle Martin, FUR  
D – Travis Hill, WCU  
F – Scott Beckler, FUR
- S13** O – Richie Williams, APP  
D – Cam Newton, FUR  
F – Antonio Miller, UTC
- S20** O – Richie Williams, APP  
D – William Freeman, FUR  
F – Kye Hamilton, Elon
- S27** O – Jermaine Austin, GSU  
D – William Freeman, FUR  
F – Brian Kemp, WOF
- O4** O – Chaz Williams, GSU  
D – Jeremy Wiggins, APP  
F – Trey Elder, APP

- O11** O – Richie Williams, APP  
D – Dwayne Ijames, Elon  
F – Cedrick Gipson, FUR
- O18** O – John Taylor, Elon  
D – Lee Basinger, WOF  
F – Jayson Foster, GSU
- O25** O – DaVon Fowlkes, APP  
D – Greg McConico, UTC  
F – Montrell Lee, CIT
- N1** O – Cedric Stevens, UTC  
D – Travis Hill, WCU  
F – Jayson Foster, GSU
- N8** O – DaVon Fowlkes, APP  
D – William Freeman, FUR  
F – Jerome Felton, FUR
- N15** O – Isaac West, FUR  
D – Bruce Lee, WCU  
F – Andrew Jones, FUR
- N22** O – Ingle Martin, FUR  
D – Justin Franklin, WOF  
F – Cedrick Gipson, FUR

## 2005

- S5** O – Jermaine Austin, GSU  
D – Jeff Phillips, UTC  
F – Zach McAlister, Elon
- S12** O – Darius Fuge, WCU  
D – Larry White, UTC  
F – Chris Tommie, WOF
- S19** O – Kevin Richardson, APP  
D – Katon Bethay, WOF  
F – Zach McAlister, Elon
- S26** O – Richie Williams, APP  
D – Marques Murrell, APP  
F – Joel Bell, FUR
- O3** O – Ingle Martin, FUR  
D – Porter Johnson, CIT  
F – Matt Wise, GSU
- O10** O – Richie Williams, APP  
D – William Freeman, FUR  
F – Dedrick Bynam, GSU
- O17** O – Kevin Richardson, APP  
D – Chad Nkang, Elon  
F – Joe Baptiste, Elon
- O24** O – Richie Williams, APP  
D – Carlton Bailey, WCU  
F – Larry Beard, GSU
- O31** O – Richie Williams, APP  
Eldra Buckley, UTC  
Jayson Foster, GSU  
D – Andrew Rowell, CIT  
F – Jarvis Newson, UTC
- N7** O – Eldra Buckley, UTC  
D – William Freeman, FUR  
F – Brandon Williams, FUR
- N14** O – Richie Williams, APP  
D – Marques Murrell, APP  
F – Ben Carnell, CIT
- N21** O – Ingle Martin, FUR  
D – Porter Johnson, CIT  
F – Dane Romero, WOF

## 2006

- S4** O – Eldra Buckley, UTC  
D – Chad Nkang, Elon  
F – Jordan Sorrells, FUR
- S11** O – Chris Covington, GSU  
D – Pierre Banks, APP  
F – Karlos Sullivan, Elon
- S18** O – Renaldo Gray, FUR  
D – Chris Johnson, UTC  
F – Gary Tharrington, APP
- S25** O – Jerome Felton, FUR  
D – Jeremy Wiggins, APP  
F – Armanti Edwards, APP
- O2** O – Duran Lawson, CIT  
D – Corey Weaver, Elon  
F – Armanti Edwards, APP
- O9** O – Wes Pope, Elon  
D – Jeremy Wiggins, APP  
F – Armanti Edwards, APP
- O16** O – Travis Clark, GSU  
D – Corey Lynch, APP  
F – Jordan Sorrells, FUR
- O23** O – Tory Cooper, CIT  
D – Chris Camacho, UTC  
F – Armanti Edwards, APP
- O30** O – Kevin Richardson, APP  
D – Corey Lynch, APP  
James Gonsoulin, WOF  
F – Nolan Ward, Elon
- N5** O – Kevin Richardson, APP  
Michael Hobbs, WOF  
D – Chad Nkang, Elon  
F – Erroll Wynn, UTC
- N12** O – Tory Cooper, CIT  
D – Chad Nkang, Elon

- N19** F – Armanti Edwards, APP  
O – Duran Lawson, CIT  
D – Kevin Adleman, WOF  
F – Andre Roberts, CIT  
Ron Flott, WOF

*In 2007, the Southern Conference added a special teams player of the week to the list of honorees each week.*

## 2007

- S3** O – Armanti Edwards, APP  
D – Corey Lynch, APP  
S – Patrick Muga, WOF  
F – Scott Riddle, Elon
- S10** O – Jayson Foster, GSU  
Trey Elder, APP  
D – Gary Blount, WCU  
S – Johnathan Synovec, CIT  
F – Scott Riddle, Elon
- S17** O – Jayson Foster, GSU  
D – Anthony Williams, APP  
S – Jonathan Parsons, WCU  
F – Zeke Rozier, GSU
- S24** O – Terrell Hudgins, Elon  
D – Dan Tavani, WOF  
S – Jonathan Parsons, WCU  
Craig Camay, UTC  
F – E.J. Webb, GSU
- O1** D – Kevin Richardson, APP  
Kevious Johnson, WOF  
D – Quinton Phillips, WCU  
S – Michael Mayers, Elon  
F – Chris Teal, GSU
- O8** O – Scott Riddle, Elon  
D – Thomas Twitty, FUR  
S – Jesse Hartley, GSU  
F – Adam Hearn, WCU
- O15** O – Duran Lawson, CIT  
D – Chris Camacho, UTC  
S – Andrew Wilcox, Elon  
F – Mike Brown, FUR
- O22** O – Scott Riddle, Elon  
D – Quinton Phillips, WCU  
S – Mike Adams, CIT  
F – Billy Lowe, GSU
- O29** O – Scott Riddle, Elon  
D – Corey Lynch, APP  
S – Jesse Hartley, GSU  
F – Marquel Pittman, WCU
- N5** O – Armanti Edwards, APP  
Jayson Foster, GSU  
D – William Middleton, FUR  
S – Jesse Hartley, GSU  
F – Scott Riddle, Elon
- N12** O – Kevin Richardson, APP  
D – Julian Hicks, FUR  
S – Sean Lees, WOF

- N19** F – Bart Blanchard, CIT  
O – Renaldo Gray, FUR  
D – D.J. Smith, APP  
S – Mike Adams, CIT  
F – Brandon Wiggins, Elon

## 2008

- S1** O – Dane Romero, WOF  
D – Jacque Roman, APP  
S – Andre Roberts, CIT  
F – Asheton Jordan, CIT
- S8** O – Robert Welton, APP  
D – Brandon Williams, FUR  
S – Karlos Sullivan, Elon  
F – Mitch Allen, WOF
- S15** O – Antonio Henton, GSU  
D – Quintin Phillips, WCU  
S – Bo Williamson, Elon  
F – A.J. Harris, Elon
- S22** O – Terrell Hudgins, Elon  
D – Reggie Rice, CIT  
S – Andrew Wilcox, Elon  
F – Quan Warley, WCU
- S29** O – Devin Radford, APP  
D – Seth Goldwire, WOF  
S – Andrew Wilcox, Elon  
F – Demarcus Watts, GSU
- O6** O – Armanti Edwards, APP  
D – Cortez Gilbert, APP  
S – Bob Hooper, SAM  
F – Dustin Taliaferro, SAM
- O13** O – Armanti Edwards, APP  
D – D.J. Smith, APP  
S – Andrew Wilcox, Elon  
F – Zack Jaynes, WCU
- O20** O – Armanti Edwards, APP  
D – William Middleton, FUR  
S – Raja Andrews, GSU  
F – Jamal Shuman, Elon
- O27** O – Chris Evans, SAM  
D – Patrick Hatcher, SAM  
S – Patrick Bolen, GSU  
F – Quan Warley, WCU
- N3** O – Armanti Edwards, APP  
D – Mark LeGree, APP  
S – Blake Cain, WCU  
F – Brian Quick, APP
- N10** O – Dane Romero, WOF  
D – Andy Davis, SAM  
S – Bob Hooper, SAM  
F – Dustin Taliaferro, SAM
- N17** O – Lee Chapple, GSU  
D – Dion Dubose, GSU  
S – Andre Roberts, CIT  
F – Terrell Dallas, CIT
- N24** O – DeAndre Presley, APP  
D – Adrian McLeod, WCU  
S – Asheton Jordan, CIT



*Elon quarterback Scott Riddle took six weekly honors in 2007, earning three SoCon offensive player of the week awards and three freshman of the week awards.*

# PLAYERS OF THE WEEK

#SoConFB

- F – DeAndre Presley, APP
- 2009**
- S 7** O – Jordan Sorrells, FUR  
D – Joseph Boateng, CIT  
S – Lance Camp, Elon  
F – Jamere Valentine, GSU
- S 14** O – Jamal Shuman, Elon  
D – Max Lerner, FUR  
S – Craig Camay, UTC  
F – Chris Awuah, UTC
- S 21** O – Bryan Fitzgerald, UTC  
D – Ryan Consiglio, UTC  
S – Mike Hammons, UTC  
F – SeQuan Stanley, WOF
- S 28** O – Scott Riddle, Elon  
D – Bart Blanchard, CIT  
F – D.J. Smith, APP  
S – Matthew Cesari, FUR  
F – Ryan Consiglio, UTC
- O 5** O – Terrell Hudgins, Elon  
D – Kadarron Anderson, FUR  
S – Adrian Mora, GSU  
F – Van Dyke Jones, CIT
- O 12** O – Devon Moore, APP  
D – Josh Beard, UTC  
S – Bob Hooper, SAM  
F – Adam Shreiner, Elon
- O 19** O – Armanti Edwards, APP  
D – Mark LeGree, APP  
S – Jason Vitaris, APP  
F – Dion Wilson, WCU
- O 26** O – Miguel Starks, CIT  
D – Karlos Sullivan, Elon  
S – A.J. Harris, Elon  
F – Van Dyke Jones, CIT
- N 2** O – Armanti Edwards, APP  
D – Cortez Allen, CIT  
S – Adam Shreiner, Elon  
F – Tommy Edwards, CIT
- N 9** O – Brandon Newsome, Elon  
D – Bryce Smith, SAM  
S – Trent Hawk, FUR  
F – Michael Johnson, WCU
- N 16** O – Chris Evans, SAM  
D – Mark LeGree, APP  
S – Craig Camay, UTC  
F – Joshua Williams, UTC
- N 23** O – Jordan Sorrells, FUR  
D – Nathan Wade, FUR  
S – Bob Hooper, SAM  
F – Michael Johnson, WCU
- 2010**
- S 6** O – DeAndre Presley, APP  
D – Brandon Wiggins, Elon  
S – Adrian Mora, GSU  
F – Matt Thompson, CIT
- S 13** O – Brian Quick, APP  
D – Ryan Consiglio, UTC

- S 20** S – Mike Hammons, UTC  
F – Quin Roberson, SAM  
O – Joel Bradford, UTC  
D – Adam Mims, FUR  
D – Torez Jones, WCU  
S – Jason Vitaris, APP  
F – Shawn Boone, FUR
- S 27** O – DeAndre Presley, APP  
D – Laron Scott, GSU  
S – Sam Martin, APP  
F – Kadeem Wise, UTC
- O 4** O – Eric Breitenstein, WOF  
D – Adam Hearn, WCU  
S – Cameron Yaw, SAM  
F – Brandon Pechloff, WCU
- O 11** O – DeAndre Presley, APP  
D – Jamael Lett, SAM  
S – Cass Couey, CIT  
F – Keon Williams, UTC
- O 18** O – DeAndre Presley, APP  
D – Ryan Steed, FUR  
S – Donovan Johnson, WOF  
F – Ray Early, FUR
- O 25** O – Joel Bradford, UTC  
D – Jabari Fletcher, APP  
S – Mike Rucker, WOF  
F – Deja Alexander, WCU
- N 1** O – A.J. Harris, Elon  
D – Jabari Fletcher, APP  
S – Sam Martin, APP  
F – Brandon Brant, Elon
- N 8** O – Eric Breitenstein, WOF  
D – Ameet Pall, WOF  
S – Brian Sutherland, UTC  
F – Robert Brown, GSU
- N 15** O – Devon Moore, APP  
D – Brent Russell, GSU  
S – Jason Vitaris, APP  
F – Robert Brown, GSU
- N 22** O – Scott Riddle, Elon  
D – Demetrius Jackson, CIT  
S – Cameron Yaw, SAM  
F – Ben Dupree, CIT
- 2011**
- S 5** O – Jerodis Williams, FUR  
D – Alvin Scioneaux, WOF  
F – Deion Stanley, GSU  
S – Sam Martin, APP
- S 12** O – Joel Bradford, UTC  
D – Wes Dothard, UTC  
F – Shaun Warren, WCU  
S – Chas Short, FUR
- S 19** O – Aaron Mellette, FUR  
D – Wes Dothard, UTC  
F – Marquis Green, UTC  
S – Sam Martin, APP
- S 26** O – Chris Forcier, FUR  
D – Jeremy Kimbrough, APP  
F – Ezayi Youyoute, GSU



Appalachian State punter/place kicker Sam Martin earned special teams player of the week honors twice in 2010.

- O 3** S – Adam Shreiner, Elon  
O – Chris Forcier, FUR  
D – Rod Harland, CIT  
F – Dominique Swope, GSU  
S – George Richardson, WCU
- O 10** O – Robert Brown, GSU  
D – Alvin Hines, SAM  
F – Terrell Robinson, UTC  
S – Brenton Bersin, WOF
- O 17** O – Fabian Truss, SAM  
D – Corey White, SAM  
F – Terrell Robinson, UTC  
S – Adrian Mora, GSU
- O 24** O – Jerodis Williams, FUR  
D – Wes Dothard, UTC  
F – Terrell Robinson, UTC  
S – Travaris Cadet, APP
- O 31** O – Eric Breitenstein, WOF  
D – Mitch McGrath, FUR  
F – Ronald Blair, APP  
S – Fabian Truss, SAM
- N 7** O – Chris Forcier, FUR  
D – Josh Williams, UTC  
F – Deion Stanley, GSU  
S – Joel Bradford, UTC
- N 14** O – Thomas Wilson, Elon  
D – Joshua Jones, Elon  
F – Dominique Swope, GSU  
S – Drew Stewart, APP
- N 21** O – Aaron Mellette, Elon  
D – Ryan Consiglio, UTC  
F – Dominique Swope, GSU  
S – Laron Scott, GSU
- 2012**
- S 3** O – Eric Breitenstein, WOF  
D – Chris Billingslea, CIT  
F – Troy Mitchell, WCU  
S – Sam Martin, APP
- S 10** O – Jamal Jackson, APP  
D – Jaquiski Tardt, SAM  
F – Reese Hannon, FUR  
S – Thomas Warren, CIT
- S 17** O – Ben Dupree, CIT  
D – Carson Smith, CIT  
F – Michael Weimer, WOF  
S – Fabian Truss, SAM
- S 24** O – Fabian Truss, SAM  
D – Brandon Grier, APP  
F – James Bradberry, SAM  
S – Alex Hanks, GSU
- O 1** O – Eric Breitenstein, WOF  
D – Kadeem Wise, UTC  
F – Sean Price, APP  
S – Jerodis Williams, FUR
- O 8** O – Jamal Jackson, APP  
D – Jaquiski Tardt, SAM  
F – James Dean, GSU  
S – Ray Early, FUR
- O 15** O – Dominique Swope, GSU  
D – Rock Williams, WCU  
F – Jacob Huesman, UTC  
S – Sam Martin, APP
- O 22** O – Thomas Wilson, Elon  
D – Tarek Odum, WOF  
F – Troy Mitchell, WCU
- O 29** S – Tony Washington, APP  
O – Steven Miller, APP  
D – Marcus McMorris, FUR  
F – Jacob Huesman, UTC  
S – Kasey Redfern, WOF
- N 5** O – Sean Price, APP  
D – Troy Sanders, APP  
F – Sean Price, APP  
S – Cameron Yaw, SAM
- N 12** O – Jerick McKinnon, GSU  
D – Derek Douglas, CIT  
F – Jacob Huesman, UTC  
S – Sam Martin, APP
- N 19** O – Jacob Huesman, UTC  
D – Alvin Scioneaux, WOF  
F – Jacob Huesman, UTC  
S – Nick Pollard, UTC
- 2013**
- S 2** O – Dominique Swope, RB, GSU  
D – Jaquiski Tardt, DB, SAM  
F – John Law, LB, APP  
S – Fabian Truss, KR/RB, SAM
- S 9** O – Keon Williams, RB, UTC  
D – Justin Shade, LB, SAM  
F – B.J. Bennett, RB, Elon  
S – Bentlee Critcher, P, APP
- S 16** O – Keon Williams, RB, UTC  
D – Josh Kimberlin, DB, SAM  
F – Kevin Ellison, QB, GSU  
S – Jairus Hollman, DB, FUR
- S 23** O – Ben Dupree, QB, CIT  
D – John Law, LB, APP  
F – Marcus Cox, RB, APP  
S – David Petroni, P, Elon
- S 30** O – Andy Summerlin, QB, SAM  
D – T.J. Warren, LB, FUR  
F – Marcus Cox, RB, APP  
S – Younghoe Koo, PK, GSU
- O 7** O – Andy Summerlin, QB, SAM  
D – Chandler Wrihtenberry, DB, Elon  
F – Duncan Fletcher, QB, FUR  
S – Thomas Warren, PK, CIT
- O 14** O – Jerick McKinnon, QB, GSU  
D – Davis Tull, DL, UTC  
F – Kevin Ellison, QB, GSU  
S – Kasey Redfern, PK/P, WOF
- O 21** O – Michael Weimer, QB, WOF  
D – Wes Dothard, LB, UTC  
F – Marcus Cox, RB, APP  
S – Ray Early, PK/P, FUR
- O 28** O – Kameron Bryant, QB, APP  
D – Muhasibi Wakeel, LB, UTC  
F – Garry Lewis, RB, WCU  
S – Richard Sigmon, PK/P, WCU
- N 4** O – Jacob Huesman, QB, UTC  
D – Ira McCune, DE, FUR  
F – Marcus Cox, RB, APP  
S – Ray Early, PK/P, FUR
- N 11** O – Ben Dupree, QB, CIT  
D – Marcus McMorris, LB, FUR  
F – Nakevion Leslie, LB, UTC  
S – Nick Pollard, PK/P, UTC
- N 18** O – Kevin Ellison, QB, GSU  
D – Jaquiski Tardt, DB, SAM  
F – Marcus Cox, RB, APP



Chattanooga quarterback Jacob Huesman earned freshman of the week honors four times in 2012.

# PLAYERS OF THE WEEK



- N25** S – Ray Early, PK/P, FUR  
O – Andy Summerlin, QB, SAM  
D – Cory Magwood, LB, FUR  
F – Marcus Cox, RB, APP  
S – Kierre Brown, RS, Elon
- 2014**
- S1** O – Troy Mitchell, QB, WCU  
D – Gary Wilkins, DL, FUR  
F – Al Cobb, QB, VMI
- S8** S – David Marvin, P/PK, WOF  
O – Darius Ramsey, RB, WCU  
D – Gary Wilkins, DL, FUR  
F – Lucas Webb, DB, UTC  
S – Jon Croft Hollingsworth, P/PK, FUR  
O – Aaron Sanders, WR, VMI  
D – Daniel Riddle, LB, WCU  
F – Alex Lakes, RB, MER
- S15** S – Tommy Hudson, WR/KR, UTC  
O – Denzel Williams, RB, SAM  
D – Josh Kimberlin, DB, SAM  
F – Krontid Larry, RB, SAM
- S22** S – Chandler Curtis, WR/KR, MER  
O – Spearman Robinson, WR, WCU  
D – Davis Tull, DL, UTC  
F – Chandler Curtis, WR/KR, MER  
S – Tommy Hudson, WR/KR, UTC  
O – Jacob Huesman, QB, UTC  
D – Mitchell Jeter, DE, CIT  
F – P.J. Blazejowski, QB, FUR  
S – Chandler Curtis, WR/KR, MER  
O – Aaron Miller, QB, CIT  
D – Christon Gill, LB, WCU  
F – Cam Jackson, RB, CIT  
S – Detrez Newsome, RB/KR, WCU
- O20** O – Spearman Robinson, WR, WCU  
D – Jaleel Lorquet, DB, WCU  
F – Al Cobb, QB, VMI  
S – Henrique Ribeiro, K, UTC  
O – Jacob Huesman, QB, UTC  
D – Trey Morgan, DB, WCU  
F – Detrez Newsome, RB, WCU  
S – Deion Pierre, LB, SAM
- N3** O – Keon Williams, RB, UTC  
D – Dee Delaney, DB, CIT  
F – Al Cobb, QB, VMI
- N10** S – Henrique Ribeiro, K, UTC  
O – Aaron Miller, QB, CIT  
D – Justin Cooper, LB, SAM  
F – P.J. Blazejowski, QB, FUR  
S – Nick Pollard, P, UTC
- N17** O – Troy Mitchell, QB, WCU  
D – Justin Cooper, LB, SAM  
F – P.J. Blazejowski, QB, FUR  
S – Greg Peranich, P, SAM
- N25** O – Jacob Huesman, QB, UTC  
D – Malik Diggs, DB, CIT  
F – Al Cobb, QB, VMI  
S – Greg Peranich, P, SAM
- 2015**
- S7** O – Michael Eubank, QB, SAM  
D – Tevin Floyd, LB, CIT  
S – Henrique Ribeiro, P/PK, UTC
- S14** O – John Russ, QB, MER  
D – Justin Cooper, LB, SAM  
S – Dillon Christopher, PK, VMI
- S21** O – Jacob Huesman, QB, UTC  
D – Trey Robinson, S, FUR  
S – Jon Croft Hollingsworth, P/PK, FUR
- S28** O – Jacob Huesman, QB, UTC  
D – Keionta Davis, DL, UTC  
S – Brian Ross, DE, FUR
- O5** O – Detrez Newsome, RB, WCU  
D – Drake Michaelson, LB, WOF  
S – Logan Howard, PK, WCU
- O12** O – Michael Eubank, QB, SAM  
D – Tevin Floyd, LB, CIT  
S – Henrique Ribeiro, P/PK, UTC
- O19** O – Karel Hamilton, WR, SAM  
D – Dee Delaney, DB, CIT  
S – Henrique Ribeiro, P/PK, UTC
- O26** O – Aaron Sanders, WR, VMI  
D – Daniel Riddle, LB, WCU  
S – Henrique Ribeiro, P/PK, UTC
- N2** O – Jacob Huesman, QB, UTC  
D – Cory Magwood, LB, FUR  
S – Jon Croft Hollingsworth, P/PK, FUR
- N9** O – Troy Mitchell, QB, WCU  
D – Quinlan Washington, LB, CIT  
S – Anthony Pistelli, PK, SAM
- N16** O – Jacob Huesman, QB, UTC  
D – Zach Jackson, S, MER  
S – Anthony Pistelli, PK, SAM

- N23** O – Tyler Renew, RB, CIT  
D – Daniel Riddle, LB, WCU  
S – Anthony Pistelli, PK, SAM
- 2016**
- S5** O – Tyler Renew, RB, CIT  
D – Jaleel Green, DB, WOF  
S – JJ Jerman, PK, ETSU
- S12** O – Tyrie Adams, QB, WCU  
D – Dee Delaney, DB, CIT  
S – Austin Herink, P, SAM
- S19** O – Austin Herink, QB, ETSU  
D – Nakevion Leslie, LB, UTC  
S – DeAndre Schoultz, KR, CIT
- S26** O – Derrick Craine, RB, UTC  
D – Ryan Francis, LB, VMI  
S – Henrique Ribeiro, P/PK, UTC
- O3** O – Devlin Hodges, QB, SAM  
D – Joe Crochet, LB, CIT  
S – Henrique Ribeiro, P/PK, UTC
- O10** O – Devlin Hodges, QB, SAM  
D – Montrell Pardue, DB, UTC  
S – David Marvin, P/PK, WOF
- O17** O – Devlin Hodges, QB, SAM  
D – Nakevion Leslie, LB, UTC  
S – Cody Clark, PK, CIT
- O24** O – Karel Hamilton, WR, SAM  
D – Kalik Williams, DB, CIT  
S – David Marvin, P/PK, WOF
- O31** O – Detrez Newsome, RB, WCU  
D – Paul Hunter, DB, ETSU  
S – David Howerton, QB, WOF
- N7** O – Tyler Renew, RB, CIT  
D – Keion Crossen, DB, WCU  
S – David Marvin, P/PK, WOF
- N14** O – Devlin Hodges, QB, SAM  
D – Jonathan King, DL, CIT  
S – Lennox McAfee, RS, WOF
- N21** O – John Russ, QB, MER  
D – Terrance Morris, LB, WOF  
S – JJ Jerman, PK, ETSU
- 2017**
- S4** O – Tyrie Adams, QB, WCU  
D – Malik Rivera, S, WOF  
S – Luke Carter, P/K, WOF
- S11** O – Detrez Newsome, RB, WCU  
D – Devin Watson, CB, WOF  
S – Cole Fisher, K, MER
- S18** O – Dominique Allen, QB, CIT  
D – Dylan Weigel, LB, ETSU  
S – Austin Barnard, P, SAM
- S25** O – Tyrie Adams, QB, WCU  
D – Keion Crossen, DB, WCU  
S – JJ Jerman, K, ETSU
- O2** O – Devlin Hodges, QB, SAM  
D – Tahjai Watt, LB, WCU  
S – Logan McCarter, WR/RS, FUR
- O9** O – Andre Stoddard, FB, WOF  
D – Lee Bennett, LB, MER  
S – Luke Carter, P/K, WOF
- O16** O – Brandon Goodson, QB, WOF  
D – John Brannon III, DB, WCU  
S – Jon Croft Hollingsworth, P/K, FUR

- O23** O – Devlin Hodges, QB, SAM  
D – Omari Williams, DB, SAM  
S – Joshua Gibson, K, WCU
- O30** O – Antonio Wilcox, RB, FUR  
D – Tae Davis, LB, UTC  
S – Victor Ulmo, K, UTC
- N6** O – Detrez Newsome, RB, WCU  
D – Devin Watson, CB, WOF  
S – Luke Carter, P/K, WOF
- N13** O – Tyrie Adams, QB, WCU  
D – Lee Bennett, LB, MER  
S – Chandler Curtis, WR/RS, MER
- N20** O – Kelvin McKnight, WR, SAM  
D – Shaheed Salmon, LB, SAM  
S – Marshall Cooper, LB, UTC
- 2018**
- S3** O – Bryce Nunnally, WR, UTC  
D – Noah Dawkins, LB, CIT  
S – Mitchell Fineran, PK, SAM
- S10** O – Bryce Nunnally, WR, UTC  
D – Aaron Harris, LB, SAM  
S – Mitchell Fineran, PK, SAM
- S17** O – Robert Riddle, QB, MER  
D – Jared Folks, LB, ETSU  
S – Cole Fisher, PK, MER
- S24** O – Reece Udinski, QB, VMI  
D – Marshall Cooper, LB, UTC  
S – Rod Johnson, RB/KR, CIT
- O1** O – Tyrie Adams, QB, WCU  
D – Nasir Player, DL, ETSU  
S – Dejuan Bell, WR/RS, FUR
- O8** O – Devlin Hodges, QB, SAM  
D – Tre'Shun Floyd, LB, SAM  
S – Mitchell Fineran, PK, SAM
- O15** O – Harris Roberts, QB, FUR  
D – Tyree Robinson, DB, ETSU  
S – JJ Jerman, PK, ETSU
- O22** O – Tyrie Adams, QB, WCU  
D – Ahmad Gooden, DL, SAM  
S – Grayson Atkins, P/K, FUR
- O29** O – Tyrie Adams, QB, WCU  
D – Donovan Perryman, LB, FUR  
S – Grayson Atkins, P/K, FUR
- N5** O – Devlin Hodges, QB, SAM  
D – Artevious Smith, DB, ETSU
- N12** S – Grayson Atkins, P/K, FUR  
O – Brandon Rainey, QB, CIT  
D – Aron Spann III, DB, CIT  
S – Stephen Houzah, WR/RS, MER
- N19** O – Devlin Hodges, QB, SAM  
D – Adrian Hope, BAN, FUR  
S – Will Horton, PK, WCU
- 2019**
- S2** O – Chris Oladokun, QB, SAM  
D – Marshall Cooper, LB, UTC  
S – Grayson Atkins, P/K, FUR
- S9** O – Darren Grainger, QB, FUR  
D – Kaleb Tucker, DB, VMI  
S – Sean-Thomas Faulkner, DB, CIT
- S16** O – Chris Oladokun, QB, SAM  
D – Braden Gilby, LB, FUR  
S – Jacob Godek, K, CIT

- S23** O – Chris Oladokun, QB, SAM  
D – Jireh Wilson, LB, WOF  
S – Grayson Atkins, P/K, FUR
- S30** O – Liam Welch, QB, SAM  
D – Artevious Smith, DB, ETSU  
S – Mitchell Fineran, PK, SAM
- O7** O – Devin Wynn, TB, FUR  
D – Ty Boeck, LB, UTC  
S – Grant Clemons, K, VMI
- O14** O – Alex Ramsey, RB, VMI  
D – Marquise Blount, LB, CIT  
S – Grant Clemons, K, VMI
- O21** O – Joe Newman, QB, WOF  
D – Marquise Blount, LB, CIT  
S – Jacob Godek, K, CIT
- O28** O – Joe Newman, QB, WOF  
D – Artevious Smith, DB, ETSU  
S – Grayson Atkins, P/K, FUR
- N4** O – Donnavan Spencer, RB, WCU  
D – Sidney Otiwu, LB, MER  
S – Julian Pletz, PK, WCU
- N11** O – Devin Wynn, TB, FUR  
D – Ty Harris, LB, WCU  
S – Grayson Atkins, P/K, FUR
- N18** O – Quay Holmes, RB, ETSU  
D – Jayden Pauling, LB, WCU  
S – Montrell Washington, WR/KR, SAM
- N25** O – Jakob Herres, WR, VMI  
D – Jarrod Richmond, DL, VMI  
S – Grayson Atkins, P/K, FUR
- 2020-21**
- F22** O – Quay Holmes, RB, ETSU  
D – Donovan Manuel, LB, ETSU  
S – Paxton Robertson, K, WCU
- M1** O – Liam Welch, QB, SAM  
D – Connor Riddle, LB, VMI  
S – Gabe Boring, P, UTC
- M8** O – Ryan Miller, TE, FUR  
D – Chris Edmonds, S, SAM  
S – Timmy Bleekrode, PK/P, FUR
- M15** O – Donnavan Spencer, RB, WCU  
D – Chris Edmonds, S, SAM  
S – Mitchell Fineran, PK, SAM
- M22** O – Liam Welch, QB, SAM  
D – Ty Boeck, LB, UTC  
S – Caleb Dowden, P/K, MER
- M29** O – Jakob Herres, WR, VMI  
D – Christian Snyder, LB, UTC  
S – Tyler Keltner, K, ETSU
- A5** O – Quay Holmes, RB, ETSU  
D – Alijah Huzzie, DB, ETSU  
S – Caleb Dowden, P/K, MER
- A12** O – Jaylan Adams, QB, CIT  
D – Yabsyn McKee, CB, MER  
S – Yabsyn McKee, CB, MER
- A19** O – Seth Morgan, QB, VMI  
D – Stone Snyder, LB, VMI  
S – Mitchell Fineran, PK, SAM
- 2021**
- S6** O – Hamp Sisson, QB, FUR  
D – Stephen Scott, LB, ETSU  
S – Montrell Washington, WR/KR, SAM
- S13** O – Jacob Saylor, RB, ETSU  
D – Devonsha Maxwell, DE, UTC  
S – Timmy Bleekrode, PK/P, FUR
- S20** O – DeMarcus Ware, RB, SAM  
D – Ty Boeck, LB, UTC  
S – Aaron Sears, PK, UTC
- S27** O – Liam Welch, QB, SAM  
D – Stone Snyder, LB, VMI  
S – Tyler Keltner, K, ETSU
- O4** O – Fred Davis, RB, MER  
D – Dominick Poole, CB, CIT  
S – Atkins Roberts, K/P, WOF
- O11** O – Devin Wynn, TB, FUR  
D – Lance Wise, S, MER  
S – Jerry Rice, K, VMI
- O18** O – Tyrell Price, RB, UTC  
D – Devonsha Maxwell, DE, UTC  
S – Zach Williams, PK, SAM
- O25** O – Carlos Davis, QB, WCU  
D – Rashun Freeman, DB, UTC  
S – Aaron Sears, PK, UTC
- N1** O – Rogan Wells, QB, WCU  
D – Lance Wise, S, MER  
S – Richard McCollum, PK, WCU
- N8** O – Dominic Roberto, RB, FUR  
D – Donovan Manuel, LB, ETSU  
S – Tyler Keltner, K, ETSU
- N15** O – Jacob Saylor, RB, ETSU  
D – Donovan Manuel, LB, ETSU  
S – Calvin Jones, WR/RS, WCU
- N22** O – Tyler Riddell, QB, ETSU  
D – Alijah Huzzie, DB, ETSU  
S – Daquan Patten, WR/PR, WCU



Mercer's Chandler Curtis was honored three times in 2014, taking special teams player of the week honors twice and freshman of the week honors once.





# PLAYERS OF THE MONTH



<b>2003</b> September October November	<b>Offensive</b> Brian Gaither (WCU) Alonzo Nix (UTC) Richie Williams (APP)	<b>Defensive</b> Eddie Bell (Elon) Rod Dunlap (WCU) K.T. Stovall (APP) Matt Nelson (WOF) Matt Nelson (WOF)
December	Eric Deutsch (WOF)	
<b>2004</b> September October November	<b>Offensive</b> John Taylor (Elon) DaVon Fowlkes (APP) Ingle Martin (FUR)	<b>Defensive</b> Mike Sheeley (Elon) Greg McConico (UTC) Chad Nkang (Elon)
<b>2005</b> September October November December	<b>Offensive</b> Richie Williams (APP) Richie Williams (APP) Jayson Foster (GSU) Richie Williams (APP)	<b>Defensive</b> Chad Nkang (Elon) Chad Nkang (Elon) Chad Nkang (Elon) Jason Hunter (APP)
<b>2006</b> September October November December	<b>Offensive</b> Eldra Buckley (UTC) Kevin Richardson (APP) Armanti Edwards (APP) Kevin Richardson (APP)	<b>Defensive</b> Chad Nkang (Elon) Chad Nkang (Elon) Chad Nkang (Elon) Corey Lynch (APP)
<b>2007</b> September October November	<b>Offensive</b> Jayson Foster (GSU) Scott Riddle (Elon) Armanti Edwards (APP)	<b>Defensive</b> Corey Lynch (APP) Chris Camacho (UTC) D.J. Smith (APP)
<b>2008</b> September October November	<b>Offensive</b> Jordan Sorrells (FUR) Armanti Edwards (APP) Armanti Edwards (APP)	<b>Defensive</b> Seth Goldwire (WOF) Mark LeGree (APP) Adrian McLeod (WCU)
<b>2009</b> September October November	<b>Offensive</b> Terrell Hudgins (Elon) Armanti Edwards (APP) Terrell Hudgins (Elon)	<b>Defensive</b> D.J. Smith (APP) Josh Beard (UTC) Mark LeGree (APP)
<b>2010</b> September October November	<b>Offensive</b> DeAndre Presley (APP) Eric Breitenstein (WOF) Scott Riddle (Elon)	<b>Defensive</b> Torez Jones (WCU) Jabari Fletcher (APP) Brent Russell (GSU)
<b>2011</b> September October November	<b>Offensive</b> Aaron Mellette (Elon) Eric Breitenstein (WOF) Aaron Mellette (Elon)	<b>Defensive</b> Wes Dothard (UTC) Demetrius McCray (APP) Joshua Jones (Elon)
<b>2012</b> September October November	<b>Offensive</b> Jamal Jackson (APP) Aaron Mellette (Elon) Jacob Huesman (UTC)	<b>Defensive</b> Jaquiski Tartt (SAM) Jeremy Kimbrough (APP) Darion Sutton (SAM)
<b>2013</b> September October November	<b>Offensive</b> Andy Summerlin (SAM) Andy Summerlin (SAM) Marcus Cox (APP)	<b>Defensive</b> John Law (APP) Davis Tull (UTC) Jaquiski Tartt (SAM)
<b>2014</b> September October November	<b>Offensive</b> Alex Lakes (MER) Jacob Huesman (UTC) Keon Williams (UTC)	<b>Defensive</b> Gary Wilkins (FUR) Trey Morgan (WCU) Justin Cooper (SAM)
<b>2015</b> September October November	<b>Offensive</b> Jacob Huesman (UTC) Derrick Craine (UTC) Devlin Hodges (SAM)	<b>Defensive</b> Dee Delaney (CIT) Daniel Riddle (WCU) Tevin Floyd (CIT)
<b>2016</b> September October November	<b>Offensive</b> Tyrie Adams (WCU) Devlin Hodges (SAM) Devlin Hodges (SAM)	<b>Defensive</b> Kailik Williams (CIT) Shaheed Salmon (SAM) Jaleel Green (WOF)

<b>2017</b> September October November	<b>Offensive</b> Tyrie Adams (WCU) Devlin Hodges (SAM) Devlin Hodges (SAM)	<b>Defensive</b> Marvin Tillman (WCU) Aron Spann III (CIT) Shaheed Salmon (SAM)
<b>2018</b> September October November	<b>Offensive</b> Tyrie Adams (WCU) Devlin Hodges (SAM) Devlin Hodges (SAM)	<b>Defensive</b> Jared Folks (ETSU) Tyree Robinson (ETSU) Adrian Hope (FUR)
<b>2019</b> September October November	<b>Offensive</b> Chris Oladokun (SAM) Joe Newman (WOF) Nick Tiano (UTC)	<b>Defensive</b> Willie Eubanks III (CIT) Marquise Blount (CIT) Jayden Pauling (WCU)
<b>2020-21</b> February March April	<b>Offensive</b> Liam Welch (SAM) Liam Welch (SAM) Jakob Herres (VMI)	<b>Defensive</b> Connor Riddle (VMI) Chris Edmonds (SAM) Stone Snyder (VMI)
<b>2021</b> September October November	<b>Offensive</b> Liam Welch (SAM) Liam Welch (SAM) Rogan Wells (WCU)	<b>Defensive</b> Ty Boeck (UTC) Lance Wise (MER) Donovan Manuel (ETSU)

## REPEAT WINNERS

### Seven times

Chad Nkang, Elon (2004-06)  
Devlin Hodges, SAM (2015-18)

### Five times

Armanti Edwards, APP (2006-09)

### Four times

Richie Williams, APP (2003, 05)  
Liam Welch, SAM (2020-21)

### Three times

Aaron Mellette, Elon (2011-12)  
Jacob Huesman, UTC (2012, 14-15)  
Tyrie Adams, WCU (2016-18)

### Two times

Matt Nelson, WOF (2003)  
Kevin Richardson, APP (2006)  
Jayson Foster, GSU (2005, 07)  
Corey Lynch, APP (2006-07)  
D.J. Smith, APP (2007, 09)  
Mark LeGree, APP (2008-09)  
Terrell Hudgins, Elon (2009)  
Scott Riddle, Elon (2007, 10)  
Eric Breitenstein, WOF (2010-11)  
Andy Summerlin, SAM (2013)  
Jaquiski Tartt, SAM (2012-13)  
Shaheed Salmon, SAM (2016-17)



Elon's Chad Nkang was named the defensive player of the month seven times from 2004-06, taking the honor three times each in 2005 and 2006.



Appalachian State's Armanti Edwards was named the offensive player of the month five times from 2006-09.

*The Southern Conference named a Football All-Academic Team from 1974-1987, when the team was discontinued. In 2003 the team was reinstated as a part of the league's Academic Honors Program.*

## 1974 (11)

Jimmy Lofton, VMI  
Tony Farry, VMI  
John Gerdelman, W&M  
Jim Kleinfelder, DAV  
Bill Smith, DAV  
Ronnie Norman, VMI  
Mark Duffner, W&M  
Jeff Hosmer, W&M  
Larry Lundy, ECU  
Dave Grazier, W&M  
Tom Fleisher, DAV

## 1975 (11)

Gill Beck, APP  
Jeff Holcomb, FUR  
Willie Freeman, FUR  
Larry Lundy, ECU  
Steve Patton, FUR  
Mark Mosher, FUR  
Andy Goss, FUR  
Stan Yarborough, CIT  
George Myers, APP  
Ken Smith, W&M  
Jeff Hosmer, W&M

## 1976 (11)

Kenny Caldwell, CIT  
Gill Beck, APP  
Ken Smith, W&M  
Jeff Holcomb, FUR  
Bob Bookmiller, VMI  
Jimmy Kiser, FUR  
Steve Patton, FUR  
John Graham, FUR  
Jeff Hosmer, W&M  
Willie Freeman, FUR  
Andy Goss, FUR

## 1977 (11)

Craig Jones, VMI  
Gill Beck, APP  
Kenny Caldwell, CIT  
Bob Bookmiller, VMI  
Greg Beck, VMI  
Brette Simmons, FUR  
Ty Smith, WCU  
Jimmy Kiser, FUR  
Wayne Tolleson, WCU  
Bobby Peche, WCU  
Ray Schaper, VMI

## 1978 (11)

Kenny Caldwell, CIT  
Craig Jones, VMI  
Bob Bookmiller, VMI  
Bobby Peche, WCU  
Mark Hunt, CIT  
Ty Smith, WCU  
Orion Rust, CIT  
Jimmy Kiser, FUR  
Keith Allen, CIT  
Dale Ogg, VMI  
David Kelly, FUR

## 1979 (13)

Jay Patterson, ETSU  
Mark Hunt, CIT

Craig Jones, VMI  
Bobby Peche, WCU  
Orion Rust, CIT  
Tim Cox, VMI  
Steve O'Neill, FUR  
Paul Gillis, CIT  
Mike Alston, VMI  
Scott Montgomery, FUR  
Stan Stanley, FUR  
David Willingham, WCU  
Charlie Hughes, WCU

## 1980 (12)

Eric Janssen, MAR  
Tom Gottwald, VMI  
Jay Patterson, ETSU  
Mark Hunt, CIT  
Sam Kinker, MAR  
Kelly Curry, CIT  
Zach Kelehear, FUR  
Charlie Anderson, FUR  
Steve O'Neill, FUR  
Rick Beasley, APP  
Scott Strickland, WCU  
Charlie Hughes, WCU

## 1981 (11)

Rick Armfield, ETSU  
Jay Patterson, ETSU  
Bill West, CIT  
Teddy Gottwald, VMI  
Mike Smith, ETSU  
Bill Corn, VMI  
Terry Smith, FUR  
Kelly Curry, CIT  
Steve O'Neill, FUR  
Charlie Anderson, FUR  
Scott Strickland, WCU

## 1982 (11)

Ralph Potter, UTC  
Don Chason, WCU  
Teddy Gottwald, VMI  
Bill West, CIT  
Jerry Rye, CIT  
Scott Smith, UTC  
Jack Teichmann, UTC  
Steve Taylor, WCU  
Bill Corn, VMI  
Jeff Harper, APP  
Ernest Gibson, FUR

## 1983 (11)

Ricky Thompson, ETSU  
Ralph Pter, UTC  
David Twillie, VMI  
Bob Cox, DAV  
Micah Downing, DAV  
Steve Taylor, WCU  
Mike Smith, ETSU  
Bill West, CIT  
David Lambert, CIT  
Mitch Fontenot, UTC  
Todd Dodson, APP

## 1984 (11)

Ricky Thompson, ETSU  
Eddie Maddox, WCU  
Ralph Potter, UTC  
Micah Downing, DAV  
Tim Lewis, MAR  
David Twillie, VMI  
Steve Squire, FUR  
David Lambert, CIT  
Steve Taylor, WCU  
Rick Boden, DAV

Todd Dodson, APP

## 1985 (11)

Ricky Thompson, ETSU  
Micah Downing, DAV  
Mike Poulos, DAV  
Eddie Maddox, WCU  
Dan Young, VMI  
Tim Lewis, MAR  
David Lambert, CIT  
Brian Jager, FUR  
Steve Squire, FUR  
John Drye, FUR  
Tim Stepp, FUR

## 1986 (11)

Lee Duckworth, ETSU  
Dan Young, VMI  
Mike Poulos, DAV  
Tom Frooman, CIT  
Gary Stewart, DAV  
Steve Squire, FUR  
Tim Stepp, FUR  
Mike Kissenberth, CIT  
Joe Kelly, UTC  
Troy DeCastro, ETSU  
John Spellacy, MAR

## 1987 (11)

Lee Duckworth, ETSU  
Jeff Legg, UTC  
Dan Young, VMI  
Tom Frooman, CIT  
Mike Wood, FUR  
Joe Kelly, UTC  
Steve Colwell, UTC  
Mike Kissenberth, CIT  
Steve Gandy, FUR  
Anthony McIntosh, VMI  
Tim Stepp, FUR

No team selected, 1988-2002

## 2003 (29)

Eric Elsener, APP  
Andrew Stamey, APP  
Daniel Utley, APP  
Porter Johnson, CIT  
Travis Williams, ETSU  
Mark Jetton, Elon  
Brandon Mason, Elon  
Derek Neal, Elon  
Brian Simer, Elon  
Brant Glover, FUR  
Justin Purdue, FUR  
Josh Slagle, FUR  
Derrick Butler, GSU  
Matt Rio, GSU  
Troy Blackwell, UTC  
Patrick Shutters, UTC  
Brian Vought, WCU  
Chris Pought, WCU  
Jason Whaley, WCU  
Tim Beckner, WOF  
Katon Bethay, WOF  
Shane Fast, WOF  
J.R. McNair, WOF  
Derek Newberry, WOF  
Davy Olmsted, WOF  
Josh Smith, WOF  
Jonathan Wheeler, WOF  
Ben Whitney, WOF  
Jeff Zolman, WOF

## 2004 (33)

Eric Elsener, APP

Wes Herlocker, APP  
Andrew Stamey, APP  
Daniel Utley, APP  
Lukas Gleissner, CIT  
Porter Johnson, CIT  
Ryan Moody, CIT  
Christopher Murray, CIT  
Adam Peterson, CIT  
Mark Jetton, Elon  
Brandon Mason, Elon  
Brad Bell, FUR  
Adi Filipovic, FUR  
Brant Glover, FUR  
Justin Purdue, FUR  
Josh Slagle, FUR  
Clint Barbour, GSU  
Derrick Butler, GSU  
David Willingham, GSU  
Sean Digby, UTC  
Wesley Tankersley, UTC  
Buck Freeman, WCU  
Matt Beavin, WOF  
Tim Beckner, WOF  
Katon Bethay, WOF  
Shane Fast, WOF  
Kyle Horne, WOF  
Derek Newberry, WOF  
Davy Olmsted, WOF  
Josh Smith, WOF  
Jonathan Wheeler, WOF  
Ben Whitney, WOF  
Jeff Zolman, WOF

## 2005 (45)

Eric Eisner, APP  
Russell Wilson, APP  
Pierre Banks, APP  
Chase Laws, APP  
Daniel Orlebar, APP  
Chase Carlton, CIT  
Chris Murray, CIT  
Adam Peterson, CIT  
Mark Jetton, Elon  
Greg Abbott, Elon  
Reggie Hall, Elon  
Danny Bobcak, Elon  
Wes Pope, Elon  
Jason Lotz, Elon  
Joe Watson, FUR  
Scott Shuford, FUR  
Rico Scott, FUR  
David Menocal, FUR  
Adi Filipovic, FUR  
Dusty Reddick, GSU  
Dan Jordan, GSU  
Chris Williams, GSU  
Pierce Giboney, GSU  
Jerry Barker, GSU  
Ryan Kelly, GSU  
Seth Brownlee, GSU  
David Willingham, GSU  
Matthew Angeloni, UTC  
William Giles, UTC  
Bryant Freeman, WCU  
Linden Ryan, WCU  
Sam Howard, WCU  
Travis Hill, WCU  
Stephen Brown, WCU  
Josh Smith, WOF  
Davy Olmsted, WOF  
Katon Bethay, WOF  
Derek Newberry, WOF  
Brian Ford, WOF  
Michael Combest, WOF  
Zach Grey, WOF  
Dan Tavani, WOF

Jason Leventis, WOF  
Matt Beavin, WOF  
Nick Robinson, WOF  
Kyle Horne, WOF

## 2006 (45)

Pierre Banks, APP  
Chase Laws, APP  
Daniel Orlebar, APP  
Russell Wilson, APP  
Willie Rowell, CIT  
Trevor Broughton, CIT  
Derek Moore, CIT  
Adam Peterson, CIT  
Kevin McCaskill, CIT  
Danny Boback, Elon  
Mark Ewing, Elon  
Reggie Hall, Elon  
Greg Abbott, Elon  
Wes Pope, Elon  
Brad Bell, FUR  
Jordan Sorrells, FUR  
Adi Filipovic, FUR  
Joe Watson, FUR  
Andrew Thacker, FUR  
Scott Shuford, FUR  
Clay Crosby, FUR  
Daniel Leagans, FUR  
Dan Jordan, GSU  
Chris Ashkouti, GSU  
Jerry Barker, GSU  
Pierce Giboney, GSU  
Dusty Reddick, GSU  
Robert Roulhac, GSU  
David Willingham, GSU  
Charlie Giacomarro, GSU  
William Giles, UTC  
Steven Smigelsky, UTC  
Drew Walker, WCU  
Justin Johnson, WCU  
Marcus Brown, WCU  
Kevin Adleman, WOF  
Brian Ford, WOF  
Michael Combest, WOF  
Dan Tavani, WOF  
Derek Wooten, WOF  
Matt Beavin, WOF  
Kyle Horne, WOF  
Nick Robinson, WOF  
Brent Owe, WOF  
Ben Quick, WOF

## 2007 (58)

Russell Wilson, APP  
Brad Hardee, APP  
Pierre Banks, APP  
Anthony Williams, APP  
Cory Rycroft, APP  
Chris McDowell, CIT  
Ryan Keiper, CIT  
Brice Peper, CIT  
James Costigan, CIT  
Mike Adams, CIT  
Kevin McCaskill, CIT  
Bart Blanchard, CIT  
Jonathan Felix, CIT  
Trevor Broughton, CIT  
Andrew Rowell, CIT  
Aaron Kelly, CIT  
Clay Muirhead, CIT  
Joe Watson, FUR  
Bobby Yawn, FUR  
Scott Shuford, FUR  
Jordan Sorrells, FUR  
Daniel Leagans, FUR  
David Menocal, FUR

# ALL-ACADEMIC TEAMS



Thomas Twitty, FUR  
 Andrew Thacker, FUR  
 Jerome Felton, FUR  
 Patrick Sprague, FUR  
 Daniel Jordan, GSU  
 Dusty Reddick, GSU  
 Jerry Barker, GSU  
 Pierce Giboney, GSU  
 Charlie Giacomarro, GSU  
 Joe Haynie, GSU  
 Steven Smigelsky, UTC  
 Matthew Angeloni, UTC  
 William Giles, UTC  
 Thomas Hinton, UTC  
 Marcus Brown, WCU  
 Jonathan Parsons, WCU  
 Justin Johnson, WCU  
 Kadeem Morgan, WCU  
 Chris Collins, WCU  
 Joe Fornadel, WOF  
 Austin Palmer, WOF  
 Zac Grey, WOF  
 Kevin Adleman, WOF  
 Ben Quick, WOF  
 Dan Tavani, WOF  
 Brent Owen, WOF  
 Brian Ford, WOF  
 Trey Johnson, WOF  
 Brad Miller, WOF  
 Gary Blount, WOF  
 Derek Wooten, WOF  
 Travis Boyd, WOF  
 Kyle Lanham, WOF  
 Michael Combest, WOF  
 Patrick Mugan, WOF

## 2008 (55)

Pierre Banks, APP  
 Xan Thomas, APP  
 Jabari Fletcher, APP  
 Brad Hardee, APP  
 Orry Frye, APP  
 William Giles, UTC  
 Steven Smigelsky, UTC  
 Khirey Walker, Elon  
 Lance Canington, FUR  
 Clay Crosby, FUR  
 Rick Fur, FUR  
 Dustin Gourdin, FUR  
 Daniel Leagans, FUR  
 David Menocal, FUR  
 Jordan Sorrells, FUR  
 Thomas Twitty, FUR  
 Brett Layson, GSU  
 Adrian Mora, GSU  
 Ty Levie, SAM  
 Richie Fordham, SAM  
 Mitch Waters, SAM  
 Ryan Keiper, CIT  
 Samuel Keeler, CIT  
 Travis Ruff, CIT  
 Kevin McCaskill, CIT  
 Charles Major, CIT  
 Cody Wilson, CIT  
 Dewitt Jones, CIT  
 Jordan Gilmore, CIT  
 Jordan Panter, CIT  
 Jonathan Vest, CIT  
 Desmond Capers, CIT  
 Andy Horn, WCU  
 Chris Everett, WCU  
 John Julien, WCU  
 Josh Deaver, WCU  
 Quintin Phillips, WCU  
 Zack Jaynes, WCU  
 Mitch Allen, WOF

Joe Fornadel, WOF  
 Austin Palmer, WOF  
 Ben Quick, WOF  
 Brent Owen, WOF  
 Cody Van Der Linden, WOF  
 Travis Boyd, WOF  
 Brad Miller, WOF  
 Trey Johnson, WOF  
 Ben Wilmoth, WOF  
 Kyle Lanham, WOF  
 Clark Bishop, WOF  
 Derek Wooten, WOF  
 Patrick Mugan, WOF  
 Gary Blount, WOF  
 Andrew Strickland, WOF  
 Chris Cummings, WOF

## 2009 (71)

Rod Chisholm, APP  
 Cougar Norris, APP  
 Xan Thomas, APP  
 Tim Frye, APP  
 Orry Frye, APP  
 Brad Hardee, APP  
 Dan Tavani, WOF  
 Sam Martin, APP  
 Adam Miller, UTC  
 Brock Oliver, UTC  
 Joel Bradford, UTC  
 Steven Smigelsky, UTC  
 Jeff Veres, UTC  
 Austin Wilson, UTC  
 Mike Hammons, UTC  
 Dustin Tate, UTC  
 Nick Craig, UTC  
 Ryan Geist, UTC  
 Chris Shafto, Elon  
 Andrew McMicken, Elon  
 Jake Goldsberry, Elon  
 A.J. Harris, Elon  
 Khirey Walker, Elon  
 David Barrington, FUR  
 Rick Fur, FUR  
 Jordan Sorrells, FUR  
 Dustin Gourdin, FUR  
 Will King, FUR  
 Daniel Spisak, FUR  
 Chisom Onyeuku, FUR  
 Jordan Eshelman, FUR  
 Christopher Rogers, GSU  
 Cornelius (Neil) Harrell, GSU  
 Jeremy Towns, SAM  
 Dustin Taliaferro, SAM  
 Charlie Sanford, SAM  
 Cory Smith, SAM  
 Tyler Levie, SAM  
 Richie Fordham, SAM  
 Ryan Fordham, SAM  
 J. D. Lott, SAM  
 Ryan Keiper, CIT  
 John Synovec, CIT  
 Samuel Keeler, CIT  
 Travis Ruff, CIT  
 Jordan Panter, CIT  
 Toluwalase Akindele, CIT  
 Dewitt Jones, CIT  
 Davis Boyle, CIT  
 Leon Buncum, CIT  
 Austin Boyle, CIT  
 Cameron Turner, CIT  
 Jordon Gilmore, CIT  
 Colby McCoy, WCU  
 Zack Jaynes, WCU  
 Ricky Schwarz, WCU  
 Brett Allen, WCU  
 Michael Roulhac, WOF

Mitch Allen, WOF  
 Joe Fornadel, WOF  
 Austin Palmer, WOF  
 Cody Van Der Linden, WOF  
 Ben Wilmoth, WOF  
 Trey Johnson, WOF  
 Brad Miller, WOF  
 Clark Bishop, WOF  
 Chris Cummings, WOF  
 Gary Blount, WOF  
 Sean Lees, WOF  
 Brenton Bersin, WOF  
 Tommy Irvin, WOF

## 2010 (65)

Karl Anderson, APP  
 Blake Elder, APP  
 BJ Frazier, APP  
 Michael Frazier, APP  
 Orry Frye, APP  
 Brad Hardee, APP  
 Josh Jurius, APP  
 Sam Martin, APP  
 Cougar Norris, APP  
 Troy Sandes, APP  
 Toluwalase Akindele, CIT  
 Austin Boyle, CIT  
 Jeremy Buncum, CIT  
 Domic Jones, CIT  
 VanDyke Jones, CIT  
 Ryan Keiper, CIT  
 Brandon McCladdie, CIT  
 Jordan Panter, CIT  
 Travis Ruff, CIT  
 John Synovec, CIT  
 Tyler Thornton, CIT  
 Alexander Wall, CIT  
 Kyle Herbert, Elon  
 John Reece, Elon  
 Justin Ward, Elon  
 Blake Thompson, Elon  
 A.J. Harris, Elon  
 Bruce Rosell, Elon  
 Chris Shafto, Elon  
 Kevin Allman, FUR  
 David Barrington, FUR  
 Jordan Eshelman, FUR  
 Rick Furman, FUR  
 Bryan Hayes, FUR  
 Will White, FUR  
 Patrick Barker, GSU  
 Andrew Sasser, GSU  
 Ritchie Fordham, SAM  
 Craig Millard, SAM  
 Michael Pendergrast, SAM  
 Charlie Sanford, SAM  
 Justin Sly, SAM  
 Cory Smith, SAM  
 Dustin Taliaferro, SAM  
 Joel Bradford, UTC  
 Mike Hammons, UTC  
 B.J. Coleman, UTC  
 Ryan Consiglio, UTC  
 Ryan Geist, UTC  
 Shane Heatherly, UTC  
 Adam Miller, UTC  
 Brock Oliver, UTC  
 Jeff Veres, UTC  
 Brett Allen, WCU  
 Wesley Cook, WCU  
 Richard Schwartz, WCU  
 Charles Woolwine, WCU  
 Mitch Allen, WOF  
 Clark Bishop, WOF  
 Calvin Cantrell, WOF  
 Chris Cummings, WOF

Pat Illig, WOF  
 Tommy Irvin, WOF  
 Trey Johnson, WOF  
 Ben Wilmoth, WOF

## 2011 (53)

Karl Anderson, APP  
 Ian Barnard, APP  
 Graham Fisher, APP  
 Orry Frye, APP  
 Logan Hallock, APP  
 Cougar Norris, APP  
 Troy Sanders, APP  
 Xan Thomas, APP  
 Tony Washington, APP  
 Tolu Akindele, CIT  
 Preston Bailey, CIT  
 Leon Buncum, CIT  
 Brandon McCladdie, CIT  
 John Synovec, CIT  
 Christopher Thornton, CIT  
 Alexander Wall, CIT  
 Gavin Billings, Elon  
 AJ Harris, Elon  
 John Reece, Elon  
 Austin Sowell, Elon  
 Will White, FUR  
 Billy Greer, GSU  
 Adrian Mora, GSU  
 Joe Collins, SAM  
 Phillip Ketcham, SAM  
 Ben Neill, SAM  
 Greg Peranich, SAM  
 Michael Pendergast, SAM  
 Charlie Sanford, SAM  
 Justin Sly, SAM  
 Dustin Taliaferro, SAM  
 Noah Wilson, SAM  
 Joel Bradford, UTC  
 Taylor Dodds, UTC  
 Mike Hammons, UTC  
 Adam Miller, UTC  
 C.J. Murrell, UTC  
 Brock Oliver, UTC  
 Nick Pollard, UTC  
 Brett Allen, WCU  
 Wesley Cook, WCU  
 Rory Pearson, WCU  
 Dan Polaski, WCU  
 Ricky Schwarz, WCU  
 Marcus Stokes, WCU  
 Rock Williams, WCU  
 Walt Woolwine, WCU  
 Mitch Allen, WOF  
 Calvin Cantrell, WOF  
 Tymecco Gregory, WOF  
 Ryan Petrea, WOF  
 Thomas Simmson, WOF  
 James Zotto, WOF

## 2012 (58)

Karl Anderson, APP  
 Ian Barnard, APP  
 Graham Fisher, APP  
 Logan Hallock, APP  
 Troy Sanders, APP  
 Adam Scott, APP  
 Michael Washington, APP  
 Austin Boyle, CIT  
 Davis Boyle, CIT  
 Douglas German, CIT  
 Brandon McCladdie, CIT  
 Oyeyemi Oyegunle, CIT  
 Carson Smith, CIT  
 Walker Smith, CIT  
 Thomas Warren, CIT

Gavin Billings, Elon  
 Thomas McGuire, Elon  
 Austin Sowell, Elon  
 Dennis Wagner, Elon  
 Justin Ward, Elon  
 Miles Williams, Elon  
 Ernie Cain, FUR  
 Carson Parker, FUR  
 Gary Scott, FUR  
 Will White, FUR  
 Garrett Frye, GSU  
 Michael O'Neal, SAM  
 Greg Peranich, SAM  
 Michael Pendergrast, SAM  
 Charlie Sanford, SAM  
 Justin Sly, SAM  
 Jeremy Towns, SAM  
 Zeke Walters, SAM  
 Bobby Wilson, SAM  
 Bryn Oliver, UTC  
 Adam Miller, UTC  
 Nick Pollard, UTC  
 Jacob Huesman, UTC  
 C.J. Murrell, UTC  
 David Tull, UTC  
 Wesley Cook, WCU  
 K.P. Hicks, WCU  
 David Giron, WCU  
 Conner Orr, WCU  
 Dan Polaski, WCU  
 Bevan Robbs, WCU  
 Clark Sechrest, WCU  
 Richard Sigmon, WCU  
 Marcus Stokes, WCU  
 Rock Williams, WCU  
 Calvin Cantrell, WOF  
 Rob Greene, WOF  
 Paul Inclan, WOF  
 James Lawson, WOF  
 Zach Murray, WOF  
 Thomas Simmons, WOF  
 Kane Sherrill, WOF  
 James Zotto, WOF

## 2013 (62)

Karl Anderson, APP  
 Josh Anding, APP  
 Barrett Burns, APP  
 Austin Chambers, APP  
 Graham Fisher, APP  
 Logan Hallock, APP  
 Jacob McCann, APP  
 Tony Washington, APP  
 Cullen Brown, CIT  
 Joe Crochet, CIT  
 Preston Durham, CIT  
 Eric Goins, CIT  
 Brandon McCladdie, CIT  
 Walker Smith, CIT  
 Thomas Warren, CIT  
 Jacob Ingle, Elon  
 John Loughery, Elon  
 Thomas McGuire, Elon  
 Austin Sowell, Elon  
 Dennis Wagner, Elon  
 Ernie Cain, FUR  
 Reese Hannon, FUR  
 Gibson Klapthor, FUR  
 Andy McMillan, FUR  
 Chad Scott, FUR  
 Tanner Skogen, FUR  
 Matthew Dobson, GSU  
 Garrett Frye, GSU  
 Hunter Lamar, GSU  
 Jeffery Ward, GSU  
 Gunnar Bromelow, SAM

Greg Peranich, SAM  
 Brinson Porter, SAM  
 Michael O'Neal, SAM  
 Ben Neill, SAM  
 Hans Rice, SAM  
 Andy Summerlin, SAM  
 Jeremy Towns, SAM  
 Zeke Walters, SAM  
 Bobby Wilson, SAM  
 C.J. Murrell, UTC  
 Kevin Neithammer, UTC  
 Nick Pollard, UTC  
 Beau Simmons, UTC  
 Davis Tull, UTC  
 Chandler Addertion, WCU  
 Sertonuse Harris, WCU  
 K.P. Hicks, WCU  
 Darius Ramsey, WCU  
 London Richardson, WCU  
 Clark Sechrest, WCU  
 Richard Sigmon, WCU  
 Jake Thornton, WCU  
 T.J. Chamberlain, WOF  
 Robert Greene, WOF  
 Octavius Harden, WOF  
 Paul Inclan, WOF  
 Marcus Isom, WOF  
 James Lawson, WOF  
 Kane Sherrill, WOF  
 Kevin Thomas, WOF  
 James Zotto, WOF

## 2014 (66)

Joe Crochet, CIT  
 Eric Goins, CIT  
 Nick Jeffreys, CIT  
 Austin Jordan, CIT  
 Craig Miller, CIT  
 Hunter Morris, CIT  
 Isaiah Pinson, CIT  
 Carson Smith, CIT  
 Walker Smith, CIT  
 Will Vanvick, CIT  
 Kyle Weaver, CIT  
 Ernie Cain, FUR  
 Duncan Fletcher FUR  
 Andy McMillan, FUR  
 Chad Scott, FUR  
 Dillon Woodruff, FUR  
 John Garrett Abernathy, MER  
 Robert Brown, MER  
 Devin Davidson, MER  
 Rob East, MER  
 Mike Gray, MER  
 Cody Jones, MER  
 James Palmer, MER  
 Grant Radakovich, MER  
 John Russ, MER  
 Kirby Southard, MER  
 Brett Stevenson, MER  
 Michael Wagner, MER  
 Tyler Ward, MER  
 Avery White, MER  
 Gunnar Bromelow, SAM  
 Wesley Carter, SAM  
 Reece Everett, SAM  
 Michael O'Neal, SAM  
 Greg Peranich, SAM  
 Brinson Porter, SAM  
 Ryan Bossung, UTC  
 Derrick Craine, UTC  
 Kevin Neithammer, UTC  
 Nick Pollard, UTC  
 Jacob Revis, UTC  
 Jerkerious Scott, UTC  
 Hunter Townson, UTC

Davis Tull, UTC  
 Hayden Alford, VMI  
 Al Cobb, VMI  
 Chris Copeland, VMI  
 K.P. Hicks, WCU  
 Andrew Mayton, WCU  
 Lee Patillo, WCU  
 Fred Payne, WCU  
 Darius Ramsey, WCU  
 Richard Sigmon, WCU  
 Taylor Bragg, WOF  
 Nick Colvin, WOF  
 Steven Cornellier, WOF  
 Octavius Harden, WOF  
 Cole Higbie, WOF  
 Brody Hingst, WOF  
 Marcus Isom, WOF  
 David Marvin, WOF  
 Paul Nelson, WOF  
 T.J. Novotny, WOF  
 Brian Sanders, WOF  
 Kevin Thomas, WOF  
 Anton Wharby, WOF

## 2015 (81)

Caleb Bennett, CIT  
 Tyus Carter, CIT  
 Joe Crochet, CIT  
 Brandon Eakins, CIT  
 Eric Goins, CIT  
 Nick Jeffreys, CIT  
 Craig Miller, CIT  
 Myles Pierce, CIT  
 Lee Riley, CIT  
 Will Vanvick, CIT  
 Kyle Weaver, CIT  
 Duncan Fletcher, FUR  
 Reese Hannon, FUR  
 Carl Rider, FUR  
 Andy Schumpert, FUR  
 Chad Scott, FUR  
 Dillon Woodruff, FUR  
 John Abernathy, MER  
 Samuel Arrington, MER  
 Lee Bennett, MER  
 Robert Brown, MER  
 Devin Davidson, MER  
 Robert East, MER  
 Michael Gray, MER  
 Brandon Gurley, MER  
 Cody Jones, MER  
 CJ Kleckley, MER  
 Philip Lieb, MER  
 Thomas Marchman, MER  
 Arterrious Mitchell, MER  
 Grant Radakovich, MER  
 Zechariah Rice, MER  
 John Russ, MER  
 Kirby Southard, MER  
 Tyler Ward, MER  
 Avery White, MER  
 Charles Yates, MER  
 Gunnar Bromelow, SAM  
 Wesley Carter, SAM  
 Carter McManes, SAM  
 Anthony Pistelli, SAM  
 Jacob Wilks, SAM  
 Derek Slaughter, SAM  
 Cody Bennett, UTC  
 Jacob Revis, UTC  
 Nikolay Timoshchuk, UTC  
 Ryan Bossung, UTC  
 Derrick Craine, UTC  
 Alex Hooper, UTC  
 Hunter Townson, UTC  
 Hayden Alford, VMI

Al Cobb, VMI  
 Chris Copeland, VMI  
 Patrick Doucette, VMI  
 Brian Ellis, VMI  
 Ryan Francis, VMI  
 Scott Frazier, VMI  
 Chad Jacob, VMI  
 Andrew Lewis, VMI  
 Tony Richardson, VMI  
 Greg Sanders, VMI  
 Chandler Addertion, WCU  
 Derrick Davis, WCU  
 Blake Metcalf, WCU  
 A.J. Newman, WCU  
 London Richardson, WCU  
 Daniel Riddle, WCU  
 Kaleb Spry, WCU  
 Zach Weeks, WCU  
 Taylor Bragg, WOF  
 Logan Christian, WOF  
 Nick Colvin, WOF  
 Steven Cornellier, WOF  
 Jared Jacon-Duffy, WOF  
 David Marvin, WOF  
 Paul Nelson, WOF  
 T.J. Novotny, WOF  
 John Patterson, WOF  
 Brian Sanders, WOF  
 Anton Wahrby, WOF  
 Hunter Windham, WOF

## 2016 (90)

Ken Allen, CIT  
 Jordan Black, CIT  
 Tyus Carter, CIT  
 Joe Crochet, CIT  
 Jonathan Dorogy, CIT  
 Nick Jeffreys, CIT  
 Patrick Keefe, CIT  
 Myles Pierce, CIT  
 Will Vanvick, CIT  
 Kyle Weaver, CIT  
 Samuel Wike, ETSU  
 Alston Quillin, ETSU  
 Haddon Hill, ETSU  
 Jack Jones, ETSU  
 Austin Herink, ETSU  
 Christopher Bouyer, ETSU  
 Johnathon Jerman, ETSU  
 Kobe Kelley, ETSU  
 Christopher Jackson, ETSU  
 Austin Gatewood, ETSU  
 Kevin McConnell, ETSU  
 Jackson Buonamia, FUR  
 Duncan Fletcher, FUR  
 Reese Hannon, FUR  
 Carl Rider, FUR  
 Brian Ross, FUR  
 Andy Schumpert, FUR  
 Chad Scott, FUR  
 Wade Smith, FUR  
 Tosin Aguebor, MER  
 Samuel Arrington, MER  
 Lemarkus Bailey, MER  
 Robert Brown, MER  
 Sytavius Brown, MER  
 Tanner Brumby, MER  
 Coleman Fisher, MER  
 Michael Gray, MER  
 Brandon Gurley, MER  
 Dorian Kithcart, MER  
 Clifford Kleckley, MER  
 Philip Lieb, MER  
 Corey Lockett, MER  
 Thomas Marchman, MER  
 Steven Nixon, MER

John Russ, MER  
 Tyler Ward, MER  
 Charles Yates, MER  
 Reece Everett, SAM  
 Carter McManes, SAM  
 Mitchell Smith, SAM  
 Ryan White, SAM  
 Cody Bennett, UTC  
 Colin Brewer, UTC  
 Derrick Craine, UTC  
 Alex Hooper, UTC  
 Branden Parker, UTC  
 Hunter Townson, UTC  
 Alex Trotter, UTC  
 Zach Baker, VMI  
 Al Cobb, VMI  
 Patrick Doucette, VMI  
 Tyler Fedison, VMI  
 Ryan Francis, VMI  
 Scott Frazier, VMI  
 Chad Jacob, VMI  
 Andrew Lewis, VMI  
 Tony Richardson, VMI  
 Greg Sanders, VMI  
 Chandler Addertion, WCU  
 Ian Berryman, WCU  
 Nathan Dalton, WCU  
 Corey Holloway, WCU  
 Ethan James, WCU  
 Tyler Junius, WCU  
 Andrew Mayton, WCU  
 A.J. Newman, WCU  
 Daniel Riddle, WCU  
 Kaleb Spry, WCU  
 Jerod Walls, WCU  
 Zach Weeks, WCU  
 Nick Colvin, WOF  
 Steven Cornellier, WOF  
 Jared Jacon-Duffy, WOF  
 David Marvin, WOF  
 T.J. Novotny, WOF  
 John Patterson, WOF  
 Malik Rivera, WOF  
 Brian Sanders, WOF  
 Anton Wahrby, WOF  
 Hunter Windham, WOF

## 2017 (81)

Carl Cunningham Jr., CIT  
 Cody Floyd, CIT  
 Jacob Godek, CIT  
 Cam Jackson, CIT  
 Patrick Keefe, CIT  
 Jonathan King, CIT  
 Myles Pierce, CIT  
 Blake Bockrath, ETSU  
 Chris Bouyer, ETSU  
 Eddie Gajardo, ETSU  
 Austin Gatewood, ETSU  
 JD Griffin, ETSU  
 Austin Herink, ETSU  
 Haddon Hill, ETSU  
 JJ Jerman, ETSU  
 Kobe Kelley, ETSU  
 Trey Quilin, ETSU  
 Braxton Richburg, ETSU  
 Austin Rowan, ETSU  
 Myles Smith, ETSU  
 Jajuan Stinson, ETSU  
 Hunter Wike, ETSU  
 Cole Kennedy, FUR  
 Reed Kroeber, FUR  
 Bo Layton, FUR  
 Jack Owen, FUR  
 Harris Roberts, FUR  
 Sean Rusnak, FUR

Andy Schumpert, FUR  
 Wade Smith, FUR  
 Jonah Tibbs, FUR  
 Dillon Woodruff, FUR  
 Tucker Cannon, MER  
 Logan Craighead, MER  
 Cole Fisher, MER  
 Jake Flath, MER  
 Brandon Gurley, MER  
 Dorian Kithcart, MER  
 Alex Lakes, MER  
 Thomas Marchman, MER  
 Ryan May, MER  
 Tee Mitchell, MER  
 Steven Nixon, MER  
 Sidney Otiwu, MER  
 Jake Raines, MER  
 Brumby Tanner, MER  
 Chase Westfall, MER  
 Austin Wysor, MER  
 Caleb Yates, MER  
 Austin Barnard, SAM  
 Alec Happel, SAM  
 Reid Hulgan, SAM  
 Carter McManes, SAM  
 Matthew Pittarelli, SAM  
 Jordan Weaver, SAM  
 Rashun Freeman, UTC  
 Alex Hooper, UTC  
 Jerrell Lawson, UTC  
 Branden Parker, UTC  
 Hawk Schrider, UTC  
 Cole Strange, UTC  
 Zach Baker, VMI  
 Patrick Doucette, VMI  
 Ryan Francis, VMI  
 Jake Paladino, VMI  
 Tony Richardson, VMI  
 Greg Sanders, VMI  
 Matthew Bair, WCU  
 Ian Berryman, WCU  
 Nathan Dalton, WCU  
 Tyler Junius, WCU  
 A.J. Newman, WCU  
 Tanner Poindexter, WCU  
 Daniel Riddle, WCU  
 Jerod Walls, WCU  
 Zach Weeks, WCU  
 Jared Jacon-Duffy, WOF  
 Blake Jeresaty, WOF  
 Michael Ralph, WOF  
 Malik Rivera, WOF  
 Liam Ronan, WOF

## 2018 (79)

Aaron Brawley, CIT  
 Sean-Thomas Faulkner, CIT  
 Jacob Godek, CIT  
 Patrick Keefe, CIT  
 Brandon Rainey, CIT  
 Gage Russell, CIT  
 Dante Smith, CIT  
 Raleigh Webb, CIT  
 Denzel Wright, CIT  
 Chris Bouyer, ETSU  
 Eddie Gajardo, ETSU  
 Austin Gatewood, ETSU  
 Austin Herink, ETSU  
 Haddon Hill, ETSU  
 JJ Jerman, ETSU  
 Kobe Kelley, ETSU  
 Greg McCloud, ETSU  
 Cameron Parker, ETSU  
 Matt Thompson, ETSU  
 Dylan Weigel, ETSU  
 Grayson Atkins, FUR

# ALL-ACADEMIC TEAMS



Reed Kroeber, FUR  
Bo Layton, FUR  
Jack Owen, FUR  
Harris Roberts, FUR  
Wade Smith, FUR  
Guysen Bohler, MER  
Michael Cannon, MER  
Thomas Craighead, MER  
Coleman Fisher, MER  
John Flath, MER  
Charles Frost, MER  
Brandon Gurley, MER  
John Iorillo, MER  
Barron King, MER  
Dorian Kithcart, MER  
Connor Krieger, MER  
Arterious Mitchell, MER  
Steven Nixon, MER  
Sidney Otiwu, MER  
Andrew Pettit, MER  
John Raines, MER  
Matthew Shiel, MER  
Carl Westfall, MER  
Austin Wysor, MER  
Nicholas Barton, SAM  
Nathan East, SAM  
Matthew Pittarelli, SAM  
John Staton, SAM  
Jordan Weaver, SAM  
Colin Brewer, UTC  
Marshall Cooper, UTC  
Rashun Freeman, UTC  
Jerrell Lawson, UTC  
Jared Nash, UTC  
Bryce Nunnally, UTC  
Hawk Schrider, UTC  
Jonathan Stovall, UTC  
Cole Strange, UTC  
Alex Trotter, UTC  
Zach Baker, VMI  
Brad Davis, VMI  
Reed King, VMI  
Jake Paladino, VMI  
Colby Rider, VMI  
A.J. Smith, VMI  
Jordan Ward, VMI  
Kenny Benton, WCU  
Ian Berryman, WCU  
Nathan Dalton, WCU  
Alan Harris, WCU  
Corey Holloway, WCU  
Will Jones, WCU  
Kaleb Spry, WCU  
Grady Thomas, WCU  
Zach Weeks, WCU  
John Beckley, WOF  
Blake Jeresaty, WOF  
Garrison Moore, WOF  
Michael Ralph, WOF  
Andy Riazzi, WOF  
Weston Rountree, WOF  
Ryan Titus, WOF  
Brandon Zamary, WOF

## 2019 (79)

Aaron Brawley, CIT  
Matt Campbell, CIT  
Thomas Crawford, CIT  
Sean-Thomas Faulkner, CIT  
Jacob Godek, CIT  
Elijah Lowe, CIT  
Brandon Rainey, CIT  
Gage Russell, CIT  
Dante Smith, CIT  
Raleigh Webb, CIT  
Denzel Wright, CIT

Nate Adkins, ETSU  
Ben Blackmon, ETSU  
Eddie Gajardo, ETSU  
Dustin Nickle, ETSU  
Cameron Parker, ETSU  
Austin Rowan, ETSU  
Chase Abshier, FUR  
Grayson Atkins, FUR  
Jack Hardin, FUR  
Reed Kroeber, FUR  
Bo Layton, FUR  
Jack Owen, FUR  
Hamp Sisson, FUR  
Michael Cannon, MER  
Willie Coneway, MER  
Thomas Craighead, MER  
John Flath, MER  
Collin Foster, MER  
Charles Frost, MER  
John Iorillo, MER  
Eric Jackson, MER  
Barron King, MER  
Dorian Kithcart, MER  
Conner Krieger, MER  
Landon Miller, MER  
Sidney Otiwu, MER  
Loy Peppers, MER  
Andrew Pettit, MER  
John Raines, MER  
Robert Riddle, MER  
Carl Westfall, MER  
Nicholas Barton, SAM  
Nathan East, SAM  
Mitchell Fineran, SAM  
Luke Hill, SAM  
Jonathan Moore, SAM  
Gavin Orr, SAM  
Matthew Pittarelli, SAM  
Bradley Porcellato, SAM  
Chandler Smith, SAM  
Kendall Watson, SAM  
Colin Brewer, UTC  
Thomas Burks, UTC  
Marshall Cooper, UTC  
Rashun Freeman, UTC  
Jack Keebler, UTC  
Jerrell Lawson, UTC  
Bryce Nunnally, UTC  
CaMiron Smith, UTC  
Christian Snyder, UTC  
Jonathan Stovall, UTC  
Cole Strange, UTC  
Nick Tiano, UTC  
Brad Davis, VMI  
Michael Jackson, VMI  
Reed King, VMI  
Colby Rider, VMI  
Jonathan Tobin, VMI  
Jordan Ward, VMI  
Clayton Bardall, WCU  
Allan Harris, WCU  
Ezekiel Jennette, WCU  
Will Jones, WCU  
Grady Thomas, WCU  
John Beckley, WOF  
Blake Jeresaty, WOF  
Garrison Moore, WOF  
Liam Ronan, WOF

## 2020-21 (83)

Marquise Blount, CIT  
Logan Braucht, CIT  
Matt Campbell, CIT  
Thomas Crawford, CIT  
Andy Davis, CIT  
Tyler Long, CIT

Cole Owens, CIT  
Jay Smith, CIT  
Johnathan Toole, CIT  
Cooper Wallace, CIT  
Raleigh Webb, CIT  
Nate Adkins, ETSU  
Max Evans, ETSU  
Alijah Huzzie, ETSU  
Tyler Keltner, ETSU  
Chandlor Mullins, ETSU  
Dawson Pierson, ETSU  
Timothy Stayskal, ETSU  
Zach West, ETSU  
Chase Abshier, FUR  
Timmy Bleekrode, FUR  
Clark Daniel, FUR  
Jacob Johanning, FUR  
Reed Kroeber, FUR  
Nicky Kuzemka, FUR  
Jack Owen, FUR  
Hugh Ryan, FUR  
Hamp Sisson, FUR  
Kashawn Baker, MER  
Matthew Burke, MER  
Caleb Dowden, MER  
Devin Folser, MER  
Collin Foster, MER  
Trey Iorillo, MER  
Deondre Johnson, MER  
Barron King, MER  
Conner Krieger, MER  
Zachary Lassiter, MER  
Landon Miller, MER  
Drake Starks, MER  
Lance Wise, MER  
Ty Boles, SAM  
Dakota Chapman, SAM  
Nathan East, SAM  
Mitchell Fineran, SAM  
Nick Jackson, SAM  
Armond Lloyd, SAM  
Jonathan Moore, SAM  
Bradley Porcellato, SAM  
Tyler Russell, SAM  
Grant Urenovitch, SAM  
Kendall Watson, SAM  
Tyron Arnett, UTC  
Gabe Boring, UTC  
Evan Brown, UTC  
McClendon Curtis, UTC  
Rashun Freeman, UTC  
Kohl Henke, UTC  
Jerrell Lawson, UTC  
Andrew Manning, UTC  
Cody Olszewski, UTC  
Cameron Perry, UTC  
CaMiron Smith, UTC  
Christian Snyder, UTC  
Cole Strange, UTC  
Brad Davis, VMI  
Michael Jackson, VMI  
Jonathan Tobin, VMI  
Aaron Vardell, VMI  
Jordan Ward, VMI  
Clayton Bardall, WCU  
Will Jones, WCU  
Richard McCollum, WCU  
Micah Nelson, WCU  
Elijah Ball, WOF  
John Beckley, WOF  
John Harrington, WOF  
Garrison Moore, WOF  
Jaxen Rogers, WOF  
James Wells, WOF

Jim Welsh, WOF

## 2021 (112)

Marquise Blount, CIT  
Matthew Campbell, CIT  
William Carlay, CIT  
Tyler Cherry, CIT  
Andrew Davis, CIT  
Haden Haas, CIT  
Colby Kintner, CIT  
Michael McDowell, CIT  
Cameron Moewe, CIT  
William Smith, CIT  
Nathan Storch, CIT  
Jonathan Toole, CIT  
Cooper Wallace, CIT  
Raleigh Webb, CIT  
Nate Adkins, ETSU  
Nate Brackett, ETSU  
Max Evans, ETSU  
Tyler Keltner, ETSU  
Colton Lakes, ETSU  
Chandlor Mullins, ETSU  
Dawson Pierson, ETSU  
Tre'mond Shorts, ETSU  
Tim Stayskal, ETSU  
Zach West, ETSU  
Chase Abshier, FUR  
Julian Ashby, FUR  
Timmy Bleekrode, FUR  
Luke Bynum, FUR  
Clark Daniel, FUR  
Evan DiMaggio, FUR  
Wyatt Hughes, FUR  
Jacob Johanning, FUR  
Nicky Kuzemka, FUR  
Axel Lepvreau, FUR  
Bryce McCormick, FUR  
Jack Rhodes, FUR  
Hugh Ryan, FUR  
Hamp Sisson, FUR  
Dusty Baker, MER  
Isaac Dowling, MER  
Devin Folser, MER  
Dylan Fromm, MER  
Danijah Gammage, MER  
Aidan Higgins, MER  
Ari Kamau, MER  
Barron King, MER  
Zachary Lassiter, MER  
Brycen Lawrence, MER  
Landon Miller, MER  
William Peevy, MER  
Christian Starks, MER  
Alvin Ward, MER  
Jordan Williams, MER  
Alfred Wooten, MER  
Tay Berry, SAM  
Ty Boles, SAM  
Jabari Brooks, SAM  
Dakota Chapman, SAM  
Josiah Cotton, SAM  
Nathan East, SAM  
Cooper Frazier, SAM  
Ty Hatcher, SAM  
Donovan Hawkins, SAM  
Ty Herring, SAM  
Nick Jackson, SAM  
Noah Martin, SAM  
Bradley Porcellato, SAM  
Peyton Ringer, SAM  
Tyler Russell, SAM  
Seth Simmer, SAM  
Chandler Smith, SAM  
J.R. Tran-Reno, SAM  
Kendall Watson, SAM

Tyron Arnett, UTC  
Gabe Boring, UTC  
Alec Boruff, UTC  
Evan Brown, UTC  
McClendon Curtis, UTC  
Ailym Ford, UTC  
Rashun Freeman, UTC  
Kohl Henke, UTC  
Jeremiah Katt, UTC  
Jerrell Lawson, UTC  
Reuben Lowery III, UTC  
Andrew Manning, UTC  
Cody Olszewski, UTC  
Aaron Sears, UTC  
CaMiron Smith, UTC  
Christian Snyder, UTC  
Cole Strange, UTC  
Reid Williams, UTC  
Evan Eller, VMI  
Collin Ironside, VMI  
Michael Jackson, VMI  
James Reid, VMI  
Grant Swinehart, VMI  
Jonathan Tobin, VMI  
Aaron Vardell, VMI  
Clayton Bardall, WCU  
Brandon Dickerson, WCU  
Richard McCollum, WCU  
Michah Nelson, WCU  
Giovanni Ricciardi, WCU  
Malik Richardson, WCU  
Elijah Ball, WOF  
John Beckley, WOF  
John Boyles, WOF  
John Harrington, WOF  
Atkins Roberts, WOF  
Jaxen Rogers, WOF  
James Wells, WOF  
Jim Welsh, WOF

# WINS VERSUS FBS SCHOOLS

## Appalachian State 34, No. 5 Michigan 32 Sept. 1, 2007

**ANN ARBOR, Mich.** – Julian Rauch's 24-yard field goal with 26 seconds left put Appalachian State ahead of Michigan and Corey Lynch blocked a field goal in the final seconds to seal one of college football's biggest upsets as the Mountaineers prevailed over the fifth-ranked Wolverines, 34-32, in front of 109,218 fans. The win marked the first-ever FCS win over a ranked FBS opponent.

"We're still sort of shocked," coach Jerry Moore said after being carried off the field by his players.

Appalachian State's victory prompted the Associated Press to allow FCS teams to be considered for inclusion in the 71-year-old poll for the first time.

	1Q	2Q	3Q	4Q	F
Appalachian State	7	21	3	3	- 34
Michigan	14	3	9	6	- 32



Corey Lynch (47) blocked Michigan's last-second field-goal try to seal Appalachian State's historic win in the "Big House."

## SoCon wins over FBS opponents (31)

- 1982 Furman 28, South Carolina 23
- 1983 Furman 17, Georgia Tech 14
- 1983 Chattanooga 38, Louisiana-Lafayette 14
- 1983 Appalachian State 27, Wake Forest 25
- 1984 Chattanooga 9, Louisiana-Lafayette 7
- 1984 Furman 34, North Carolina State 30
- 1985 Furman 42, North Carolina State 20
- 1987 ETSU 29, North Carolina State 14
- 1988 The Citadel 42, Navy 35
- 1988 Appalachian State 34, Wake Forest 34
- 1989 Appalachian State 15, Wake Forest 10
- 1989 The Citadel 14, Navy 10
- 1990 The Citadel 38, South Carolina 35
- 1991 The Citadel 20, Army 14
- 1991 Appalachian State 17, Wake Forest 3
- 1992 The Citadel 10, Arkansas 3
- 1992 The Citadel 15, Army 14
- 1995 Appalachian State 24, Wake Forest 22
- 1998 Appalachian State 30, Wake Forest 27
- 1999 Furman 28, North Carolina 3
- 2000 Wofford 24, Louisiana-Monroe 6
- 2000 Appalachian State 20, Wake Forest 16
- 2004 Georgia Southern 53, Florida International 32
- 2007 Appalachian State 34, No. 5 Michigan 32
- 2013 Samford 31, Georgia State 21
- 2013 Chattanooga 42, Georgia State 14
- 2013 Georgia Southern 26, Florida 20
- 2015 Furman 16, UCF 15
- 2015 The Citadel 23, South Carolina 22
- 2019 The Citadel 27, Georgia Tech 24 (OT)
- 2021 ETSU 23, Vanderbilt 3

## Furman 28, North Carolina 3 Oct. 30, 1999




Louis Ivory rushed for 177 yards and a touchdown as Furman manhandled North Carolina, 28-3.

## Wofford 24, Louisiana-Monroe 6 Nov. 18, 2000



QB Travis Wilson rushed for a pair of scores as Wofford topped Louisiana-Monroe, 24-6.

## The Citadel 10, Arkansas 3 Sept. 5, 1992



All-American fullback Everette Sands of The Citadel powered past Arkansas, 10-3, in the Razorbacks' first game as an SEC school.

#SoConFB







# INDIVIDUAL RECORDS



Georgia Southern's Adrian Peterson holds numerous SoCon and NCAA records, including the most rushing yards in a career (6,559).

## MOST RUSHING YARDS BY A QUARTERBACK Game

316, Jerick McKinnon (GSU) vs. C. Arkansas, Dec. 1, 2012 (NCAA)  
313, Armanti Edwards (APP) vs. Richmond, Dec. 7, 2007  
291, Armanti Edwards (APP) vs. The Citadel, Nov. 3, 2007  
286, Gene Brown (CIT) vs. VMI, Nov. 12, 1988  
279, Jayson Foster (GSU) vs. Wofford, Nov. 3, 2007  
264, DeAndre Presley (APP) vs. W. Illinois, Dec. 4, 2010  
253, Jayson Foster (GSU) vs. Coastal Carolina, Sept. 15, 2007  
231, Jayson Foster (GSU) vs. West Georgia, Sept. 8, 2007  
219, Greg Hill (GSU) vs. Furman, Nov. 7, 1998  
219, Greg Hill (GSU) vs. Furman, Nov. 6, 1999

## Season

1,884, Jayson Foster (GSU), 2007 (NCAA)  
1,817, Jerick McKinnon (GSU), 2012  
1,588, Armanti Edwards (APP), 2007  
1,481, Jayson Foster (GSU), 2005  
1,422, Chaz Williams (GSU), 2002  
1,244, Jacob Huesman (UTC), 2015  
1,153, Armanti Edwards (APP), 2006  
1,152, Jack Douglas (CIT), 1991  
1,084, Greg Hill (GSU), 1999  
1,061, Greg Hill (GSU), 1998

## Career

4,361, Armanti Edwards (APP), 2006-09  
4,051, Jacob Huesman, (UTC), 2012-15  
3,899, Jerick McKinnon (GSU), 2010-13  
3,674, Jack Douglas (CIT), 1989-92  
3,664, Jayson Foster (GSU), 2004-07  
3,309, Greg Hill (GSU), 1996-99  
2,768, Chaz Williams (GSU), 2001-04  
2,547, Tyrie Adams (WCU), 2016-19  
2,475, Tony Scales (VMI), 1989-92  
2,202, Dominique Allen (CIT), 2014-17

## MOST GAMES RUSHING FOR 100+ YARDS

### Season

12, Eric Breitenstein (WOF), 2012  
11, Adrian Peterson (GSU), 1998  
11, Adrian Peterson (GSU), 1999  
11, Chaz Williams (GSU), 2002  
10, Stump Mitchell (CIT), 1980  
10, John Settle (APP), 1986  
10, Carl Tremble (FUR), 1992  
10, Louis Ivory (FUR), 2000  
10, Louis Ivory (FUR), 2001  
10, Jermaine Austin (GSU), 2005  
10, Eric Breitenstein (WOF), 2011

### Career

40, Adrian Peterson (GSU), 1998-01  
33, Jermaine Austin (GSU), 2002-05  
32, Eric Breitenstein (APP), 2008-12

28, Louis Ivory (FUR), 1998-01  
25, Carl Tremble (FUR), 1989-92  
24, Thomas Haskins (VMI), 1993-96  
22, John Settle (APP), 1983-86  
21, Stump Mitchell (CIT), 1977-80  
20, Damon Scott (APP), 1993-96  
20, Kevin Richardson (APP), 2004-07

## MOST CONSECUTIVE GAMES RUSHING 100+ YARDS

### Season

11, Adrian Peterson (GSU), 1998 (NCAA record)  
11, Adrian Peterson (GSU), 1999 (NCAA record)  
11, Eric Breitenstein (WOF), 2012 (NCAA record)  
10, Chaz Williams (GSU), 2002  
9, Stump Mitchell (CIT), 1980  
9, John Settle (APP), 1986  
9, Carl Tremble (FUR), 1992  
9, Adrian Peterson (GSU), 2000  
7, Brad Hoover (WCU), 1998  
7, Eric Breitenstein (WOF), 2011

### Career

36, Adrian Peterson (GSU), 1998-00

## MOST GAMES RUSHING FOR 100+ YARDS BY A FRESHMAN

11, Adrian Peterson (GSU), 1998 (NCAA record)  
7, Jermaine Austin (GSU), 2002  
6, Alex Lakes (MER), 2014  
6, Ailym Ford (UTC), 2019

## MOST GAMES RUSHING FOR 100+ YARDS BY A QUARTERBACK

### Season

11, Chaz Williams (GSU), 2002

## MOST CONSECUTIVE GAMES RUSHING FOR 100+ YARDS BY A QUARTERBACK

### Season

10, Chaz Williams (GSU), 2002

## MOST GAMES RUSHING 200 OR MORE YARDS

### Season

5, Adrian Peterson (GSU), 1998  
5, Louis Ivory (FUR), 2000  
4, Thomas Haskins (VMI), 1996  
4, Jayson Foster (GSU), 2007  
3, John Settle (APP), 1986  
3, Thomas Haskins (VMI), 1994  
3, Armanti Edwards (APP), 2007  
3, Eric Breitenstein (WOF), 2012

### Career

10, Thomas Haskins (VMI), 1993-96  
8, Adrian Peterson (GSU), 1998-01  
6, Louis Ivory (FUR), 1998-01  
6, Eric Breitenstein (WOF), 2008-12  
4, John Settle (APP), 1983-86  
4, Jayson Foster (GSU), 2004-07  
3, Damon Scott (APP), 1993-96  
3, Armanti Edwards (APP), 2006-09

## MOST CONSECUTIVE GAMES RUSHING FOR 200+ YARDS

### Season

3, Thomas Haskins (VMI), 1996  
3, Adrian Peterson (GSU), 1998  
3, Louis Ivory (FUR), 2000  
3, Jayson Foster (GSU), 2007

## MOST RUSHING YARDS IN MULTIPLE GAMES

### 2 Games

528, Louis Ivory (FUR), 2000  
518, Thomas Haskins (VMI), 1996  
487, Jerick McKinnon (GSU), 2012  
484, Jayson Foster (GSU), 2007  
481, Eric Breitenstein (WOF), 2012  
479, Eric Breitenstein (WOF), 2012  
466, Louis Ivory (FUR), 2000  
441, Adrian Peterson (GSU), 1998  
441, Louis Ivory (FUR), 2000  
439, Armanti Edwards (APP), 2007

### 3 Games

742, Louis Ivory (FUR), 2000  
728, Thomas Haskins (VMI), 1996  
694, Jayson Foster (GSU), 2007  
673, Louis Ivory (FUR), 2000  
655, Jerick McKinnon (GSU), 2012  
650, Adrian Peterson (GSU), 1998  
639, Eric Breitenstein (WOF), 2012

637, Armanti Edwards (APP), 2007  
623, Jerick McKinnon (GSU), 2012  
605, Adrian Peterson (GSU), 1999

## 4 Games

907, Louis Ivory (FUR), 2000  
874, Thomas Haskins (VMI), 1996  
833, Adrian Peterson (GSU), 1998  
794, Jerick McKinnon (GSU), 2012  
790, Jayson Foster (GSU), 2007  
764, Jerick McKinnon (GSU), 2012  
761, Adrian Peterson (GSU), 1999  
744, Jerick McKinnon (GSU), 2012  
741, Eric Breitenstein (WOF), 2012  
728, Armanti Edwards (APP), 2007

## 5 Games

1,114, Louis Ivory (FUR), 2000  
1,101, Thomas Haskins (VMI), 1996  
1,011, Adrian Peterson (GSU), 1998  
962, Jerick McKinnon (GSU), 2012  
885, Jerick McKinnon (GSU), 2012  
882, Jayson Foster (GSU), 2007  
876, Adrian Peterson (GSU), 1999  
872, Stump Mitchell (CIT), 1980  
864, Eric Breitenstein (WOF), 2012  
835, Adrian Peterson (GSU), 2000

## MOST SEASONS RUSHING FOR 1,000+ YARDS

### Career

4, Adrian Peterson (GSU), 1998-01  
3, Stanford Jennings (FUR), 1981-83  
3, Chris Parker (MAR), 1993-95  
3, Thomas Haskins (VMI), 1994-96  
3, Louis Ivory (FUR), 1999-01  
3, Chris Evans (SAM), 2008-10  
3, Eric Breitenstein (WOF), 2010-12  
3, Detrez Newsome (WCU), 2015-17

## TWO PLAYERS, SAME TEAM, RUSHING FOR 1,000+ YARDS

Chattanooga, 1977

Mike Smith (1,067) and Gwain Durden (1,045)

The Citadel, 1988

Adrian Johnson (1,091) and Gene Brown (1,006)

Georgia Southern, 1998

Greg Hill (1,061) and Adrian Peterson (1,932)

Georgia Southern, 1999

Greg Hill (1,084) and Adrian Peterson (1,807)

Georgia Southern, 2002

Chaz Williams (1,422) and Jermaine Austin (1,416)

Georgia Southern 2005

Jermaine Austin (1,546) and Jayson Foster (1,481)

Appalachian State, 2006

Kevin Richardson (1,676) and Armanti Edwards (1,153)

Appalachian State, 2007

Armanti Edwards (1,588) and Kevin Richardson (1,348)

Georgia Southern, 2012

Jerick McKinnon (1,817) and Dominique Swope (1,246)

Chattanooga, 2014

Keon Williams (1,037) and Jacob Huesman (1,009)

Chattanooga, 2015

Derrick Craine (1,251) and Jacob Huesman (1,244)

ETSU, 2021

Quay Holmes (1,553) and Jacob Saylor (1,019)

## MOST RUSHING YARDS BY TWO PLAYERS, SAME TEAM

### Game

478, Jacob Saylor (266), Quay Holmes (212), ETSU  
at Western Carolina, Nov. 13, 2021  
459, Jayson Foster (253), Lamar Lewis (206), GSU  
vs. Coastal Carolina, Sept. 15, 2007  
416, Greg Hill (219), Adrian Peterson (197), GSU  
vs. Furman, Nov. 6, 1999

### Season

3,027, Jermaine Austin (1,546) and Jayson Foster (1,481),  
GSU, 2005

## MOST RUSHING YARDS BY TWO OPPOSING PLAYERS

### Game

474, Thomas Haskins (VMI) (250), Travis Jervey (CIT) (224),  
Nov. 12, 1994

## HIGHEST RUSHING AVERAGE

### Game (minimum 15 carries)

19.2 (15-288), Detrez Newsome (WCU) vs. Davidson, Sept. 9, 2017  
19.1 (15-286), Gene Brown (CIT) vs. VMI, Nov. 12, 1988  
16.5 (16-264), DeAndre Presley (APP) vs. W. Illinois, Dec. 4, 2011  
14.0 (19-266), Jacob Saylor (ETSU) at W. Carolina, Nov. 13, 2021



# INDIVIDUAL RECORDS



## MOST CONSECUTIVE PASSES COMPLETED

- Game**  
 28, Richie Williams (APP) vs. Furman, Oct. 9, 2004 (NCAA record)  
 20, Chris Forcier (FUR), vs. Presbyterian, Sept. 24, 2011  
 17, Stanley Myers (CIT) vs. Furman, Oct. 17, 1998  
 17, Lee Chapple (GSU) vs. Wofford, Oct. 3, 2009  
 16, Tyler Riddell (ETSU) vs. MER, Nov. 20, 2021  
 15, P.J. Blazejowski (FUR) vs. Wofford, Nov. 15, 2014  
 15, Austin Herink (ETSU) vs. Limestone, Sept. 2, 2017  
 14, Kaelan Riley (MER) at Furman, Oct. 21, 2017  
 14, Trey Mitchell (ETSU) vs. Shorter, Sept. 7, 2019  
 12, David Henderson (FUR) vs. Marshall, Oct. 28, 1978  
 12, Billy Napier (FUR) vs. Georgia Southern, Dec. 15, 2001\*  
 12, Reece Udinski (VMI) vs. Western Carolina, March 6, 2021

\* indicates NCAA playoff game

## 2 games

- 20, Stanley Myers (CIT) vs. Furman (last 17), Oct. 17, 1998; and Georgia Southern (first 3), Oct. 24, 1998  
 18, Austin Herink (ETSU) vs. Samford (last 3), Nov. 19, 2016; and vs. Limestone (first 15), Sept. 2, 2017  
 17, Scott Riddle (Elon) vs. Georgia Southern (last 7), Oct. 13, 2007; and Wofford (first 10), Oct. 20, 2007  
 15, Trey Mitchell (ETSU) vs. Appalachian State (last 1), Aug. 31, 2019; and Shorter (first 14), Sept. 7, 2019  
 13, Bobby Lamb (FUR), 1984  
 13, Nick Tiano (UTC) at The Citadel (last 3), Sept. 8, 2018; and at UT Martin (first 10), Sept. 15, 2018

## 3 Games

- 19, Justin Hill (FUR), 1999

## HIGHEST PASS COMPLETION PERCENTAGE

- Game (minimum 10 attempts)**  
 100.0 (15-15), P.J. Blazejowski (FUR) vs. Wofford, Nov. 15, 2014  
 100.0 (12-12), Billy Napier (FUR) vs. Ga. Southern, Dec. 15, 2001\*  
 100.0 (10-10), Eric Kresser (MAR) vs. The Citadel, Nov. 2, 1996  
 100.0 (10-10), Jayson Foster (GSU) vs. W. Carolina, Nov. 10, 2007  
 94.7 (18-19), Stanley Myers (CIT) vs. Furman, Oct. 17, 1998  
 93.3 (14-15), Trey Mitchell (ETSU) vs. Shorter, Sept. 7, 2019  
 91.7 (11-12), Chad Greene (WCU) vs. Chattanooga, Oct. 22, 1994  
 90.0 (9-10), Mark Lambert (VMI) vs. Virginia, Sept. 20, 1975  
 90.0 (9-10), Mark Williams (ETSU) vs. Wofford, Sept. 10, 1988  
 89.7 (26-29), Tyler Riddell (ETSU) vs. MER, Nov. 20, 2021

\* indicates NCAA playoff game

## Season

- (minimum 100 attempts)**  
 72.1 (124-172), Reece Udinski (VMI), 2020-21  
 71.3 (122-171), Seth Morgan (VMI), 2020-21  
 71.1 (237-333), Kameron Bryant (APP), 2013  
 70.8 (375-530), Devlin Hodges (SAM), 2016  
 70.5 (388-550), Devlin Hodges (SAM), 2018  
 69.4 (200-288), Devlin Hodges (SAM), 2015  
 68.8 (75-109), Harris Roberts (FUR), 2018  
 68.5 (189-276), Billy Napier (FUR), 2002  
 68.3 (164-240), Jacob Huesman (UTC), 2013  
 68.2 (161-236), Liam Welch (SAM), 2020-21

## (minimum 300 attempts)

- 71.1 (237-333), Kameron Bryant (APP), 2013  
 70.8 (375-530), Devlin Hodges (SAM), 2016  
 70.5 (388-550), Devlin Hodges (SAM), 2018  
 68.5 (226-330), Jacob Huesman (UTC), 2014  
 68.1 (346-508), Scott Riddle (Elon), 2007  
 68.0 (257-378), Armanti Edwards (APP), 2009  
 67.9 (279-411), Thomas Wilson (Elon), 2011  
 67.7 (274-405), Scott Riddle (Elon), 2010  
 66.9 (234-350), Richie Williams (APP), 2004  
 66.0 (315-477), Liam Welch (SAM), 2021

## Career (minimum 425 attempts)

- 69.1 (1,310-1,896), Devlin Hodges (SAM), 2015-18  
 67.3 (743-1,104), Jacob Huesman (UTC), 2012-15  
 66.4 (566-853), Thomas Wilson (Elon), 2009-12  
 66.0 (307-465), Michael Eubank (SAM), 2014-15  
 65.7 (1,168-1,779), Scott Riddle (Elon), 2007-10  
 65.1 (768-1,180), Armanti Edwards (APP), 2006-09  
**64.9 (324-499), Seth Morgan (VMI), 2019-present**  
 64.9 (560-863), Liam Welch (SAM), 2016-21  
 64.7 (311-481), Lee Chapple (GSU), 2008-09  
 64.53 (544-843), Andy Summerlin (SAM), 2012-13

## MOST PASSES ATTEMPTED

- Half**  
 55, Michael Payton (MAR) vs. Western Carolina, Oct. 31, 1992 (2nd)



Samford quarterback Devlin Hodges finished his career with numerous SoCon records to his credit. Hodges also finished with FCS career records for passing yards (14,584) and passing attempts (1,896).

## Game

- 73, Liam Welch (SAM) vs. ETSU, Sept. 25, 2021  
 72, Reece Udinski (VMI) at Western Caro., Sept. 22, 2018  
 70, Reece Udinski (VMI) vs. Mercer, Sept. 29, 2018  
 69, Andy Summerlin (SAM) at Furman, Nov. 9, 2013  
 69, Devlin Hodges (SAM) at Mississippi St., Oct. 29, 2016  
 69, Devlin Hodges (SAM) at The Citadel, Nov. 10, 2018  
 68, Tony Petersen (MAR) vs. Western Carolina, Nov. 14, 1987  
 67, Cleve Hightower (FUR) vs. Wofford, Oct. 11, 1969  
 67, Michael Payton (MAR) vs. Western Carolina, Oct. 31, 1992  
 66, Chris Sanders (UTC) vs. Furman, Nov. 20, 1999  
 66, Troy Mitchell (WCU) at South Florida, Aug. 30, 2014  
 66, Devlin Hodges (SAM) at Western Carolina, Sept. 23, 2017  
 66, Devlin Hodges (SAM) at Kennesaw State, Nov. 25, 2017

## Season

- 550, Devlin Hodges (SAM), 2018  
 530, Devlin Hodges (SAM), 2016  
 528, Devlin Hodges (SAM), 2017  
 523, Reece Udinski (VMI), 2018  
 508, Scott Riddle (Elon), 2007  
 490, Chris Sanders (UTC), 1999  
 487, Jeff Gilbert (WCU), 1983  
 479, Reece Udinski (VMI), 2019  
 478, Andy Summerlin (SAM), 2013  
 477, Liam Welch (SAM), 2021

## Career

- 1,896, Devlin Hodges (SAM), 2015-18 (NCAA record)  
 1,779, Scott Riddle (Elon), 2007-10  
 1,268, Reece Udinski (VMI), 2017-21  
 1,180, Armanti Edwards (APP), 2006-09  
 1,172, Tyrie Adams (WCU), 2016-19  
 1,148, Greg Ryan (ETSU), 1993-96  
 1,142, Dustin Taliaferro (SAM), 2008-11  
 1,134, Al Cobb (VMI), 2014-16  
 1,104, Jacob Huesman (UTC), 2012-15  
 1,067, Reese Hannon (FUR), 2012-16

## MOST PASSING YARDS

- Half**  
 383, Michael Payton (MAR) vs. VMI, Nov. 16, 1991 (1st) (NCAA record)  
 369, Scott Riddle (Elon) vs. Furman, Nov. 3, 2007 (2nd)

## Game

- 582, Liam Welch (SAM) vs. ETSU, Sept. 25, 2021  
 (see 400-yard passing club)

## Season

- 4,283, Devlin Hodges (SAM), 2018  
 4,088, Devlin Hodges (SAM), 2016

## 400-yard passing club

- 582, Liam Welch (SAM) vs. ETSU, Sept. 25, 2021  
 570, Liam Welch (SAM) vs. VMI, March 20, 2021  
 562, Devlin Hodges (SAM) vs. Western Carolina, Oct. 6, 2018  
 534, Scott Riddle (Elon) vs. Furman, Nov. 3, 2007  
 532, Chris Sanders (UTC) vs. Furman, Nov. 20, 1999  
 516, Devlin Hodges (SAM) at Western Carolina, Sept. 23, 2017  
 515, Cedric Stevens (UTC) vs. Appalachian State, Oct. 30, 2004  
 496, Michael Payton (MAR) vs. VMI, Nov. 16, 1991  
 495, Andy Summerlin (SAM) at Furman, Nov. 9, 2013  
 491, Reece Udinski (VMI) at Western Carolina, Sept. 22, 2018  
 488, Chris Sanders (UTC) vs. Western Carolina, Oct. 21, 2000  
 481, Tony Petersen (MAR) vs. Western Carolina, Nov. 14, 1987  
 478, Andy Summerlin (SAM) vs. S.E. Louisiana, Sept. 21, 2013  
 475, Devlin Hodges (SAM) at Florida State, Sept. 8, 2018  
 474, David Rivers (WCU) vs. Wofford, Oct. 14, 2000  
 473, Devlin Hodges (SAM) vs. VMI, Oct. 13, 2018  
 472, Seth Morgan (VMI) vs. Samford, Oct. 30, 2021  
 468, Devlin Hodges (SAM) at Mississippi State, Oct. 29, 2016  
 452, Scott Riddle (Elon) vs. Western Carolina, Nov. 20, 2010  
 449, Eric Kresser (MAR) vs. Delaware, Nov. 30, 1996\*  
 447, Reece Udinski (VMI) vs. The Citadel, Oct. 20, 2018  
 443, Liam Welch (SAM) vs. Mercer, April 17, 2021  
 437, Chris Sanders (UTC) vs. Furman, Nov. 18, 2000  
 436, Carl Fodor (MAR) vs. Furman, Sept. 22, 1984  
 435, Devlin Hodges (SAM) vs. VMI, Oct. 15, 2016  
 434, Austin Herink (ETSU) at Furman, Sept. 30, 2017  
 434, Reece Udinski (VMI) vs. Mercer, Sept. 29, 2018  
 433, Armanti Edwards (APP) vs. S.C. State, Nov. 29, 2008\*  
 432, Michael Payton (MAR) vs. Appalachian State, Nov. 7, 1992  
 432, B.J. Coleman (UTC) at Furman, Oct. 23, 2010  
 429, Michael Payton (MAR) vs. Western Carolina, Oct. 31, 1992  
 428, Kip Allen (CIT) vs. Wofford, Nov. 9, 1985  
 428, David Rivers (WCU) vs. Tennessee Tech, Nov. 18, 2000  
 428, Chris Oladokun (SAM) at Tennessee Tech, Aug. 31, 2019  
 427, Tyrie Adams (WCU) vs. Gardner-Webb, Sept. 10, 2016  
 427, Rogan Wells (WCU) at Gardner-Webb, Sept. 25, 2021  
 424, Tyrie Adams (WCU) at Furman, Sept. 29, 2018  
 422, David Brown (VMI) vs. Appalachian State, Nov. 15, 1986  
 422, Devlin Hodges (SAM) at Wofford, Oct. 21, 2017  
 419, Thomas Wilson (Elon) at Appalachian State, Oct. 6, 2012  
 416, Scott Riddle (Elon) vs. Samford, Oct. 2, 2010  
 416, Thomas Wilson (Elon) at N.C. Central, Sept. 17, 2011  
 415, Armanti Edwards (APP) vs. Wofford, Oct. 17, 2009  
 415, Andy Summerlin (SAM) vs. Elon, Nov. 23, 2013  
 415, Seth Morgan (VMI) at Furman, Nov. 13, 2021  
 412, Thomas Wilson (Elon) vs. Western Carolina, Oct. 20, 2012  
 413, Richie Williams (APP) vs. Furman, Oct. 9, 2004  
 411, Devlin Hodges (SAM) at Furman, Oct. 8, 2016  
 410, David Rivers (WCU) vs. Chattanooga, Oct. 21, 2000  
 410, Richie Williams (APP) vs. Chattanooga, Oct. 30, 2004  
 408, Steve Brown (APP) vs. ETSU, Sept. 27, 1980  
 408, Richie Williams (APP) vs. Elon, Nov. 6, 2004  
 406, Carter Peevy (MER) vs. Furman, April 3, 2021  
 405, Mark Thompson (DAV) vs. Bucknell, Oct. 10, 1970  
 405, Richie Williams (APP) vs. Wofford, Oct. 23, 2004  
 404, Chris Sanders (UTC) vs. Wofford, Sept. 30, 2000  
 404, Devlin Hodges (SAM) at The Citadel, Nov. 10, 2018  
 404, Devlin Hodges (SAM) at ETSU, Nov. 17, 2018  
 403, John Gregory (MAR) vs. Eastern Kentucky, Oct. 21, 1989  
 402, Devlin Hodges (SAM) at Furman, Oct. 20, 2018  
 401, Devlin Hodges (SAM) vs. Mercer, Nov. 12, 2016  
 401, Carlos Davis (WCU) at The Citadel, Oct. 23, 2021  
 400, Liam Welch (SAM) at Florida, Nov. 13, 2021

\* indicates NCAA playoff game

- 3,983, Devlin Hodges (SAM), 2017  
 3,817, Scott Riddle (Elon), 2007  
 3,691, Chris Sanders (UTC), 2000  
 3,640, Andy Summerlin (SAM), 2013  
 3,539, Chris Sanders (UTC), 1999  
 3,529, Tony Petersen (MAR), 1987  
 3,366, Liam Welch (SAM), 2021  
 3,345, Scott Riddle (Elon), 2009

## Career

- 14,584, Devlin Hodges (SAM), 2015-18 (NCAA record)  
 13,264, Scott Riddle (Elon), 2007-10  
 10,392, Armanti Edwards (APP), 2006-09  
 8,978, Tyrie Adams (WCU), 2016-19  
 8,197, Jacob Huesman (UTC), 2012-15  
 7,877, Reece Udinski (VMI), 2017-21  
 7,826, Greg Ryan (ETSU), 1993-96  
 7,759, Richie Williams (APP), 2002-05  
 7,735, Todd Wells (ETSU), 1997-00  
 7,730, Reese Hannon (FUR), 2012-16

## MOST PASSING YARDS IN CONSECUTIVE GAMES

### 2 games

1,035, Devlin Hodges (SAM), Oct. 6-13, 2018  
 934, Liam Welch (SAM), Sept. 18-25, 2021  
 929, Liam Welch (SAM), March 13-20, 2021  
 925, Reece Udinski (VMI), Sept. 22-29, 2018  
 915, Scott Riddle (Elon) Nov. 3-10, 2007  
 894, Liam Welch (SAM), Sept. 25-Oct. 2, 2021  
 893, Scott Riddle (Elon), Oct. 27-Nov. 3, 2007  
 884, David Rivers (WCU), 2000  
 876, Liam Welch (SAM), March 20-27, 2021  
 875, Devlin Hodges (SAM), Oct. 13-20, 2018

### 3 games

1,437, Devlin Hodges (SAM), Oct. 6-20, 2018  
 1,300, Andy Summerlin (SAM), Sept. 21-Oct. 5, 2013  
 1,278, David Rivers (WCU), 2000  
 1,278, Devlin Hodges (SAM), Oct. 15-29, 2016  
 1,274, Scott Riddle (Elon), Oct. 27-Nov. 10, 2007  
 1,274, Devlin Hodges (SAM), Oct. 13-Nov. 3, 2018  
 1,246, Liam Welch (SAM), Sept. 18-Oct. 2, 2021  
 1,236, Scott Riddle (Elon), Oct. 20-Nov. 3, 2007  
 1,235, Liam Welch (SAM), March 13-27, 2021  
 1,230, Reece Udinski (VMI), Sept. 14-29, 2018

### 4 games

1,836, Devlin Hodges (SAM), Oct. 6-Nov. 3, 2018  
 1,689, Devlin Hodges (SAM), Oct. 8-29, 2016  
 1,678, Devlin Hodges (SAM), Oct. 13-Nov. 10, 2018  
 1,678, Liam Welch (SAM), March 13-April 17, 2021  
 1,632, Reece Udinski (VMI), Sept. 22-Oct. 20, 2018  
 1,617, Chris Sanders (UTC), 2000  
 1,617, Scott Riddle (Elon), Oct. 20-Nov. 10, 2007  
 1,609, Devlin Hodges (SAM), Oct. 20-Nov. 17, 2018  
 1,587, Devlin Hodges (SAM), Sept. 29-Oct. 20, 2018  
 1,570, Scott Riddle (Elon), Oct. 27-Nov. 17, 2007

### 5 games

2,240, Devlin Hodges (SAM), Oct. 6-Nov. 10, 2018  
 2,082, Devlin Hodges (SAM), Oct. 13-Nov. 17, 2018  
 2,004, Devlin Hodges (SAM), Oct. 1-29, 2016  
 1,986, Devlin Hodges (SAM), Sept. 29-Nov. 3, 2018  
 1,971, Devlin Hodges (SAM), Sept. 22-Oct. 20, 2018  
 1,969, Devlin Hodges (SAM), Oct. 8-Nov. 5, 2016  
 1,955, Reece Udinski (VMI), Sept. 22-Oct. 27, 2018  
 1,947, Reece Udinski (VMI), Sept. 14-Oct. 20, 2018  
 1,931, Liam Welch (SAM), March 6-April 17, 2021  
 1,925, Chris Sanders (UTC), 2000

## MOST GAMES PASSING FOR 200+ YARDS

### Season

12, Devlin Hodges (SAM), 2017  
 11, Tony Petersen (MAR), 1987 (NCAA record)  
 11, Chris Sanders (UTC), 1999 (NCAA record)  
 11, Chris Sanders (UTC), 2000 (NCAA record)  
 11, Scott Riddle (Elon), 2007 (NCAA record)  
 11, Thomas Wilson (Elon), 2011  
 11, Devlin Hodges (SAM), 2016  
 11, Reece Udinski (VMI), 2019  
 10, Armanti Edwards (APP), 2009  
 10, Scott Riddle (Elon), 2009  
 10, Scott Riddle (Elon), 2010  
 10, Jamal Jackson (APP), 2012  
 10, Devlin Hodges (SAM), 2018

### Career

39, Scott Riddle (Elon), 2007-10  
 39, Devlin Hodges (SAM), 2015-18  
 29, D.J. Campbell (APP), 1989-92  
 26, Greg Ryan (ETSU), 1993-96  
 24, Armanti Edwards (APP), 2006-09  
 23, Reece Udinski (VMI), 2017-21  
 22, Chris Sanders (UTC), 1999-00  
 21, Randy Joyce (APP), 1981-84  
 21, Tyrie Adams (WCU), 2016-19  
 20, Michael Payton (MAR), 1989-92  
 20, B.J. Coleman (UTC), 2009-11  
 20, Thomas Wilson (Elon), 2009-12

## MOST CONSECUTIVE GAMES PASSING FOR 200+ YARDS

### Season

12, Devlin Hodges (SAM), 2017 (NCAA record)  
 11, Tony Petersen (MAR), 1987 (NCAA record)  
 11, Chris Sanders (UTC), 1999 (NCAA record)  
 11, Chris Sanders (UTC), 2000 (NCAA record)  
 11, Scott Riddle (Elon), 2007 (NCAA record)  
 11, Thomas Wilson (Elon), 2011 (NCAA record)  
 11, Reece Udinski (VMI), 2019  
 10, Scott Riddle (Elon), 2010

10, Devlin Hodges (SAM), 2016  
 9, Thomas Wilson (Elon), 2012

### Career

22, Chris Sanders (UTC), 1999-00

## MOST GAMES PASSING FOR 300+ YARDS

### Season

10, Devlin Hodges (SAM), 2018  
 9, Scott Riddle (Elon), 2007  
 9, Devlin Hodges (SAM), 2016  
 8, Devlin Hodges (SAM), 2017  
 6, Chris Sanders (UTC), 1999  
 6, Chris Sanders (UTC), 2000  
 6, Richie Williams (APP), 2004  
 6, Scott Riddle (Elon), 2009  
 6, Scott Riddle (Elon), 2010  
 6, Al Cobb (VMI), 2014  
 6, Liam Welch (SAM), 2021  
 6, Rogan Wells (WCU), 2021

### Career

30, Devlin Hodges (SAM), 2015-18  
 23, Scott Riddle (Elon), 2007-10  
 12, Chris Sanders (UTC), 1999-00  
 11, Liam Welch (SAM), 2016-21  
 10, Armanti Edwards (APP), 2006-09  
 10, Al Cobb (VMI), 2014-16  
 10, Reece Udinski (VMI), 2017-21  
 9, Thomas Wilson (Elon), 2009-12  
 9, Tyrie Adams (WCU), 2016-19  
 7, Tony Petersen (MAR), 1986-87  
 7, Michael Payton (MAR), 1989-92  
 7, Richie Williams (APP), 2002-05

## MOST CONSECUTIVE GAMES PASSING FOR 300+ YARDS

### Season

9, Scott Riddle (Elon), 2007  
 6, Devlin Hodges (SAM), 2016  
 6, Devlin Hodges (SAM), 2018  
 5, Chris Sanders (UTC), 2000  
 4, Scott Riddle (Elon), 2010  
 4, Thomas Wilson (Elon), 2012  
 4, Devlin Hodges (SAM), 2018  
 4, Liam Welch (SAM), March 13-April 17, 2021  
 4, Rogan Wells (WCU), Oct. 30-Nov. 20, 2021  
 3, Tony Petersen (MAR), 1987  
 3, David Rivers (WCU), 2000  
 3, Richie Williams (APP), 2004  
 3, Armanti Edwards (APP), 2009  
 3, Jamal Jackson (APP), 2012  
 3, Andy Summerlin (SAM), 2013  
 3, Devlin Hodges (SAM), 2015  
 3, Devlin Hodges (SAM), 2017  
 3, Reece Udinski (VMI), 2018  
 3, Reece Udinski (VMI), 2019  
 3, Seth Morgan (VMI), March 27-April 17, 2021  
 3, Liam Welch (SAM), Sept. 18-Oct. 2, 2021

## MOST GAMES PASSING FOR 400+ YARDS

### Season

6, Devlin Hodges (SAM), 2018  
 4, Richie Williams (APP), 2004  
 4, Devlin Hodges (SAM), 2016  
 3, David Rivers (WCU), 2000  
 3, Chris Sanders (UTC), 2000  
 3, Andy Summerlin (SAM), 2013  
 3, Reece Udinski (VMI), 2018  
 2, Michael Payton (MAR), 1992  
 2, Scott Riddle (Elon), 2010  
 2, Thomas Wilson (Elon), 2012  
 2, Devlin Hodges (SAM), 2017  
 2, Liam Welch (SAM), 2020-21  
 2, Liam Welch (SAM), 2021  
 2, Seth Morgan (VMI), 2021

### Career

12, Devlin Hodges (SAM), 2015-18  
 4, Chris Sanders (UTC), 1999-00  
 4, Richie Williams (APP), 2004  
 4, Liam Welch (SAM), 2016-21  
 3, Michael Payton (MAR), 1989-92  
 3, David Rivers (WCU), 2000  
 3, Scott Riddle (Elon), 2007-10  
 3, Thomas Wilson (Elon), 2009-12  
 3, Andy Summerlin (SAM), 2012-13  
 3, Reece Udinski (VMI), 2017-21

## MOST CONSECUTIVE GAMES PASSING FOR 400+ YARDS

3, Richie Williams (APP), 2004  
 3, Devlin Hodges (SAM), Oct. 6-20, 2018  
 2, Michael Payton (MAR), 1992  
 2, David Rivers (WCU), 2000  
 2, Thomas Wilson (Elon), 2012  
 2, Devlin Hodges (SAM), 2016  
 2, Reece Udinski (VMI), Sept. 22-29, 2018  
 2, Devlin Hodges (SAM), Nov. 10-17, 2018

## MOST PASSING YARDS BY OPPOSING QUARTERBACKS

### Game

925, Cedric Stevens (UTC) 515 and Richie Williams (APP) 410, Oct. 30, 2004  
 923, Liam Welch (SAM) 570 and Reece Udinski (VMI) 353, March 20, 2021 (OT)  
 898, Chris Sanders (UTC) 488 and David Rivers (WCU) 410, Oct. 21, 2000

## MOST SEASONS PASSING FOR 3,000+ YARDS

### Career

3, Scott Riddle (Elon), 2007, 2009, 2010  
 3, Devlin Hodges (SAM), 2016, 2017, 2018  
 2, Chris Sanders (UTC), 1999, 2000  
 2, Thomas Wilson (Elon), 2011, 2012  
 2, Reece Udinski (VMI), 2018, 2019  
 1, Tony Petersen (MAR), 1987  
 1, Richie Williams (APP), 2004  
 1, Thomas Wilson (Elon), 2011  
 1, Jamal Jackson (APP), 2012  
 1, Andy Summerlin (SAM), 2013  
 1, Liam Welch (SAM), 2021

## MOST TOUCHDOWN PASSES

### Quarter

4, Chris Forcier (FUR) vs. Presbyterian, Sept. 24, 2011 (2nd)  
 4, Devlin Hodges (SAM) vs. Shorter, Aug. 30, 2018 (2nd)  
 4, Devlin Hodges (SAM) vs. WCU, Oct. 6, 2018 (1st)  
 3, Chris Sanders (UTC) vs. Miss. Valley St., Sept. 16, 2000 (1st)  
 3, Joe Burchette (APP) vs. Chattanooga, Oct. 27, 2001 (2nd)  
 3, Richie Williams (APP) vs. Chattanooga, Oct. 30, 2004 (4th)  
 3, Scott Riddle (Elon) vs. Chattanooga, Oct. 27, 2007 (2nd)  
 3, Armanti Edwards (APP) vs. The Citadel, Oct. 4, 2008 (2nd)  
 3, Scott Riddle (Elon) vs. Davidson, Sept. 5, 2009 (3rd)  
 3, Rogan Wells (WCU) at Wofford, Oct. 30, 2021 (2nd)

### Half

6, Chris Forcier (FUR) vs. Presbyterian, Sept. 24, 2011 (1st)  
 5, Chris Sanders (UTC) vs. Miss. Valley St., Sept. 16, 2000 (1st)  
 4, Tim Russell (CIT) vs. Furman, Nov. 17, 1979 (2nd)  
 4, Tony Petersen (MAR) vs. Eastern Kentucky, Sept. 19, 1987 (1st)  
 4, Kenyon Earl (UTC) vs. Gardner-Webb, Sept. 18, 1993 (1st)  
 4, Richie Williams (APP) vs. Chattanooga, Oct. 20, 2004 (2nd)  
 4, DeAndre Presley (APP) vs. The Citadel, Oct. 16, 2010 (1st)  
 4, Tyrie Adams (WCU) vs. Davidson, Sept. 9, 2017 (1st)  
 4, Devlin Hodges (SAM) vs. ETSU, Nov. 11, 2017 (1st)  
 4, Devlin Hodges (SAM) vs. WCU, Oct. 6, 2018 (1st)  
 4, Devlin Hodges (SAM) vs. VMI, Oct. 13, 2018 (1st)  
 4, Robert Riddle (MER) at WCU, Aug. 31, 2019 (1st)  
 4, Seth Morgan (VMI) at Wofford, March 27, 2021 (2nd)  
 4, Rogan Wells (WCU) vs. ETSU, Nov. 13, 2021 (1st)

### Game

7, Chris Forcier (FUR) vs. Presbyterian, Sept. 24, 2011  
 6, Tim Russell (CIT) vs. Furman, Nov. 17, 1979  
 6, Kenyon Earl (UTC) vs. Gardner-Webb, Sept. 18, 1993  
 6, Chris Sanders (UTC) vs. Mississippi Valley St., Sept. 16, 2000  
 6, Justin Barnes (UTC) vs. Kentucky State, Nov. 24, 2001  
 6, Bart Blanchard (CIT) vs. Presbyterian, Sept. 26, 2009  
 6, Al Cobb (VMI) vs. Gardner-Webb, Oct. 18, 2014  
 6, Devlin Hodges (SAM) vs. Western Carolina, Oct. 6, 2018  
 6, Devlin Hodges (SAM) vs. VMI, Oct. 13, 2018  
 6, Chris Oladokun (SAM) at Tennessee Tech, Aug. 31, 2019

### Season

36, Devlin Hodges (SAM), 2016  
 33, Devlin Hodges (SAM), 2018  
 31, Michael Payton (MAR), 1992  
 31, Scott Riddle (Elon), 2007  
 31, Devlin Hodges (SAM), 2017  
 30, Armanti Edwards (APP), 2008  
 28, Todd Donnan (MAR), 1994  
 28, Scott Riddle (Elon), 2010  
 27, Chris Sanders (UTC), 1999  
 26, Michael Payton (MAR), 1991  
 26, B.J. Coleman (UTC), 2010  
 26, Andy Summerlin (SAM), 2013

# INDIVIDUAL RECORDS



## Career

111, Devlin Hodges (SAM), 2015-18  
106, Scott Riddle (Elon), 2007-10  
74, Armanti Edwards (APP), 2006-09  
64, Jacob Huesman (UTC), 2012-15  
64, Tyrice Adams (WCU), 2016-19  
59, Richie Williams (APP), 2002-05  
57, Michael Payton (MAR), 1989-92  
57, John Russ (MER), 2014-16  
56, Greg Ryan (ETSU), 1993-96  
52, B.J. Coleman (UTC), 2009-11

## MOST CONSECUTIVE GAMES THROWING A TOUCHDOWN PASS

**Season**  
13, Armanti Edwards (APP), 2008  
12, Scott Riddle (Elon), 2009  
12, Devlin Hodges (SAM), 2017  
12, Tyler Riddell (ETSU), 2021  
11, Todd Donnan (MAR), 1994  
11, Scott Riddle (Elon), 2007  
11, Scott Riddle (Elon), 2008  
11, Thomas Wilson (Elon), 2011  
10, B.J. Coleman (UTC), 2010  
10, Scott Riddle (Elon), 2010  
10, Thomas Wilson (Elon), 2012  
10, John Russ (MER), 2016  
10, Devlin Hodges (SAM), 2016  
10, Devlin Hodges (SAM), 2018

## Career

23, Devlin Hodges (SAM) (last 1 of 2016, all 12 of 2017, first 10 of 2018)  
22, Scott Riddle (Elon) (all 11 of 2007, first 11 of 2008)  
20, Scott Riddle (Elon) (all of 2009 through 2010)  
16, Armanti Edwards (APP) (last 3 of 2007, all 13 of 2008)  
16, Devlin Hodges (SAM) (last 6 of 2015, first 10 of 2016)  
15, B.J. Coleman (UTC) (all 11 of 2010, first 4 of 2011)  
14, Liam Welch (SAM) (all 6 of 2020-21, first 8 of 2021)  
13, Tyler Riddell (ETSU) (last 1 of 2020-21, first 12 of 2021)  
12, Joe Burchette (APP) (last 8 of 2001, first 4 of 2002)  
11, Thomas Wilson (Elon) (all 11 of 2011)

## MOST PASSES HAD INTERCEPTED

**Game**  
7, Jeff Gilbert (WCU) vs. Southern Illinois, Dec. 17, 1983\*  
6, Murphy Sprinkel (VMI) vs. Boston College, Nov. 16, 1968  
6, Cleve Hightower (FUR) vs. Wofford, Oct. 11, 1969  
6, Tom Schultz (VMI) vs. Navy, Sept. 15, 1973  
6, Tim Couch (UTC) vs. Georgia Southern, Sept. 28, 1985  
6, D.J. Campbell (APP) vs. Marshall, Nov. 3, 1990  
5, Jack Ruth (DAV) vs. Washington & Lee, Sept. 27, 1952  
5, Bob Hardage (W&M) vs. Army, Nov. 10, 1956  
5, Duke Johnston (VMI) vs. Davidson, Oct. 12, 1957  
5, Ronnie Smith (UR) vs. Syracuse, Nov. 16, 1963  
5, Bill Bailey (ECU) vs. Louisville, Nov. 25, 1966  
5, John Casazza (ECU) vs. Richmond, Oct. 24, 1970  
5, Ingle Martin (FUR) vs. Western Carolina, Sept. 10, 2005  
5, Armanti Edwards (APP) vs. Richmond, Dec. 6, 2008  
5, B.J. Coleman (UTC) vs. Elon, Oct. 30, 2010

\* indicates NCAA playoff game

## Season

27, Tom Schultze (VMI), 1973  
25, Tony Petersen (MAR), 1987  
22, Scotty Shipp (DAV), 1972  
21, Mike Posey (WCU), 1979  
21, Willie Perkins (WCU), 1986  
21, Thomas Wilson (Elon), 2011  
20, Murphy Sprinkel (VMI), 1968  
20, John Casazza (ECU), 1970  
19, Cleve Hightower (FUR), 1969  
19, Dave Harper (DAV), 1973  
19, Carl Fodor (MAR), 1985

## Career

56, Carl Fodor (MAR), 1982-85  
51, Mike Pusey (WCU), 1977-79  
49, Greg Ryan (ETSU), 1993-96  
45, Dave Brown (VMI), 1986-88  
43, Tom Schultze (VMI), 1972-73  
43, Lonnie Galloway (WCU), 1990-93  
41, Kenyon Earl (UTC), 1991-94  
41, Scott Riddle (Elon), 2007-10  
41, Devlin Hodges (SAM), 2015-18  
37, Todd Wells (ETSU), 1997-00

## LOWEST PERCENTAGE OF PASSES HAD INTERCEPTED

**Season**  
0.0, Mark Williams (ETSU), 1989 (71 attempts)  
0.0, Kenny Robinson (GSU), 1997 (70 attempts)

## MOST CONSECUTIVE PASSES WITHOUT AN INTERCEPTION

**Game**  
69, Devlin Hodges (SAM) at The Citadel, Nov. 10, 2018

## Season

368, Reece Udinski (VMI), 2019 (NCAA record)  
203, Braniff Bonaventure (FUR), 1996  
185, DeAndre Presley (APP), 2010  
183, Devlin Hodges (SAM), 2017  
176, Armanti Edwards (APP), 2008

## Career

368, Reece Udinski (VMI), 2019 (NCAA record)  
218, Scott Riddle (Elon), 2008-09  
215, Braniff Bonaventure (FUR), 1995-96

## --- RECEIVING ---

## MOST PASSES CAUGHT

**Game**  
20, Walker Gillette (UR) vs. Ohio, Dec. 27, 1968^  
18, Alonzo Nix (UTC) vs. Wofford, Oct. 4, 2003  
18, Aaron Mellette (Elon) at Richmond, Sept. 19, 2010  
17, Mike Mikolayunas (DAV) vs. Richmond, Oct. 11, 1969  
17, DaVon Fowlkes (APP) vs. Elon, Nov. 6, 2004  
17, Kelsey Pope (SAM) at The Citadel, Nov. 12, 2011  
16, Walker Gillette (UR) vs. Mississippi State, Sept. 20, 1969  
16, Jeff Johnson (ETSU) vs. VMI, Sept. 17, 1994  
16, Richmond Flowers (UTC) vs. Western Carolina, Oct. 21, 2000  
16, Terrell Hudgins (Elon) vs. Liberty, Sept. 22, 2007  
16, Terrell Hudgins (Elon) vs. Furman, Nov. 3, 2007  
16, Terrell Hudgins (Elon) vs. Furman, Oct. 3, 2009  
16, Blue Cooper (UTC) vs. Western Carolina, Oct. 31, 2009  
16, Aaron Mellette (Elon) at N. C. Central, Sept. 17, 2011  
16, Aaron Sanders (VMI) at Mercer, Oct. 24, 2015  
16, Karel Hamilton (SAM) vs. WCU, Oct. 22, 2016  
16, Karel Hamilton (SAM) vs. Mercer, Nov. 12, 2016  
16, Raphael Williams (WCU) at Wofford, Oct. 30, 2021

## Season

123, Terrell Hudgins (Elon), 2009  
117, Terrell Hudgins (Elon), 2007  
113, Aaron Mellette (Elon), 2011  
111, Karel Hamilton (SAM), 2016  
103, DaVon Fowlkes (APP), 2004  
100, Kelvin McKnight (SAM), 2018  
97, Aaron Mellette (Elon), 2012  
95, Andre Roberts (CIT), 2008  
90, Alonzo Nix (UTC), 2003  
90, Michael Mayers (Elon), 2007

## Career

395, Terrell Hudgins (Elon), 2006-09 (NCAA record)  
313, Kelvin McKnight (SAM), 2015-18  
304, Aaron Mellette (Elon), 2009-12  
285, Andre Roberts (CIT), 2006-09  
279, Karel Hamilton (SAM), 2013-16  
250, Kelsey Pope (SAM), 2010-13  
230, Terryon Robinson (WCU), 2013-14, 2016-17  
226, Jakob Herres (VMI), 2018-21  
223, Michael Mayers (Elon), 2004-07  
218, Aaron Sanders (VMI), 2014-16

## MOST RECEIVING YARDS

**Game**  
280, DaVon Fowlkes (APP) vs. Elon, Nov. 6, 2004  
274, Joel Bradford (UTC) at Furman, Oct. 23, 2010  
268, Bryce Nunnally (UTC) at The Citadel, Sept. 8, 2018  
264, Walker Gillette (UR) vs. Mississippi State, Sept. 20, 1969  
263, Mark Stock (VMI) vs. ETSU, Nov. 22, 1986  
262, Andre Motley (MAR) vs. Chattanooga, Oct. 20, 1990  
254, Joel Bradford (UTC) vs. Eastern Kentucky, Sept. 18, 2010  
248, Rick Lyon (DAV) vs. Bucknell, Oct. 10, 1970  
248, Troy Brown (MAR), vs. VMI, Nov. 16, 1991  
247, Alonzo Nix (UTC) vs. Appalachian State, Oct. 30, 2004

## Season

1,639, Aaron Mellette (Elon), 2011  
1,633, Terrell Hudgins (Elon), 2009  
1,618, DaVon Fowlkes (APP), 2004  
1,474, Terrell Hudgins (Elon), 2007  
1,453, Kelvin McKnight (SAM), 2018  
1,398, Aaron Mellette (Elon), 2012

1,389, B.J. Adigun (ETSU), 1997  
1,389, Karel Hamilton (SAM), 2016  
1,334, Andre Roberts (CIT), 2008  
1,284, Joel Bradford (UTC), 2010

## Career

5,250, Terrell Hudgins (Elon), 2006-09 (NCAA record)  
4,254, Aaron Mellette (Elon), 2009-12  
4,144, Kelvin McKnight (SAM), 2015-18  
3,803, Karel Hamilton (SAM), 2013-16  
3,743, Andre Roberts (CIT), 2006-09  
3,520, Mike Barber (MAR), 1985-88  
3,418, Brian Quick (APP), 2008-11  
3,124, Rick Beasley (APP), 1978-80  
3,091, Mark Stock (VMI), 1985-88  
3,025, Gerald Harp (WCU), 1977-80

## MOST YARDS PER RECEPTION

**Game (minimum 3 receptions)**  
72.6 (3-218), Terry Gallaher (ECU) vs. Appalachian State, Sept. 13, 1975  
53.3 (3-160), Isaac West (FUR) vs. Elon, Sept. 14, 2002  
52.7 (3-158), Chris Truss (FUR), vs. Chattanooga, Sept. 27, 2008  
48.0 (3-144), Terryon Robinson (WCU), vs. Davidson, Sept. 9, 2017  
45.5 (4-142), Alonzo Upshur (APP) vs. ETSU, Oct. 1, 1983  
45.0 (3-135), Ty King (SAM) vs. VMI, March 20, 2021  
43.0 (4-172), Brian Quick (APP) vs. Wofford, Oct. 31, 2008  
41.0 (3-123), Matt Beavin (WOF) vs. Furman, Nov. 13, 2004  
40.3 (3-121), Justin Stepp (FUR) vs. Chattanooga, Nov. 19, 2005  
40.7 (3-122), David Durden (MER) at Yale, Oct. 13, 2018

## Season (minimum 25 receptions)

28.1 (30-844), Joe Burke (UTC), 1978  
25.0 (45-1,123), Mark Stock (VMI), 1986  
24.1 (20-482), Teddy Craft (GSU), 2004  
23.5 (32-753), Donald Lipscomb (FUR), 1991  
23.5 (26-611), Ty James (MER), 2021  
23.2 (33-767), Shoun Habersham (UTC), 1991  
23.2 (29-673), Chris Johnson (GSU), 2000  
23.1 (35-809), Alonzo Upshur (APP), 1983  
22.9 (30-688), Dexter Jackson (APP), 2007  
22.4 (40-896), Kerry Hayes (WCU), 1992

## Career (minimum 50 receptions)

23.1 (92-2,125), Joe Burke (UTC), 1977-80  
22.8 (80-1,827), Donald Lipscomb (FUR), 1988-91  
21.1 (102-2,151), Raleigh Webb (CIT), 2017-21  
20.4 (77-1,567), Brenton Berson (WOF), 2008-11  
**20.2 (56-1,129), Ty James (MER), 2020-present**  
19.6, Paul Maguire (CIT), 1957-59  
19.1, Chris Johnson (GSU), 1997-00  
19.1 (139-2,654), Craig Aiken (WCU), 1991-94  
19.1 (69-1,316), Chris Johnson (GSU), 1997-00  
18.9, Kerry Hayes (WCU), 1991-94

## MOST TOUCHDOWN PASSES CAUGHT

**Quarter**  
3, Cos DeMatteo (UTC) vs. Mississippi Valley State, Sept. 16, 2000 (1st)  
3, Isaac West (FUR) vs. Elon, Sept. 14, 2002 (1st)



Marshall's Randy Moss set an NCAA freshman record with 19 TD receptions in 1996.

### Half

- 5, Cos DeMatteo (UTC) vs. Mississippi Valley State, Sept. 16, 2000 (1st)
- 3, Gerald Harp (WCU) vs. Wofford, Oct. 20, 1979
- 3, Jon Reed (WCU) vs. Appalachian State, Nov. 18, 1989
- 3, Isaac West (FUR) vs. Elon, Sept. 14, 2002 (1st)
- 3, DaVon Fowlkes (APP) vs. Elon, Nov. 6, 2004 (1st)
- 3, Andre Roberts (CIT) vs. Webber Int'l., Sept. 8, 2007 (1st)
- 3, Terrell Hudgins (Elon) vs. Chattanooga, Oct. 24, 2009 (1st)
- 3, Thomas Gordon (FUR) at Samford, Oct. 5, 2019 (1st)
- 3, Jakob Herres (VMI) at Wofford, March 27, 2021 (2nd)

### Game

- 6, Cos DeMatteo (UTC) vs. Mississippi Valley State, Sept. 16, 2000 (NCAA record)
- 4, Gerald Harp (WCU) vs. Wofford, Oct. 20, 1979
- 4, Robert Surratt (MAR) vs. Appalachian State, Oct. 13, 1984
- 4, Terrell Owens (UTC) vs. Marshall, Oct. 1, 1994
- 4, Randy Moss (MAR) vs. The Citadel, Nov. 2, 1996
- 4, Cecil Moore (ETSU) vs. Elon, Oct. 19, 2002
- 4, DaVon Fowlkes (APP) vs. Northwestern State, Sept. 25, 2004
- 4, Terrell Hudgins (Elon) vs. Liberty, Sept. 22, 2007
- 4, Andre Roberts (CIT) vs. Presbyterian, Sept. 26, 2009
- 4, Karnorris Benson (WCU) vs. VMI, Nov. 15, 2014
- 4, Chris Shelling (SAM) at Tennessee Tech, Aug. 31, 2019

### Season

- 19, Randy Moss (MAR), 1996
- 18, Terrell Hudgins (Elon), 2007
- 18, Aaron Mellette (Elon), 2012
- 16, Terrell Hudgins (Elon), 2009
- 14, DaVon Fowlkes (APP), 2004
- 14, Andre Roberts (CIT), 2008
- 14, Karel Hamilton (SAM), 2016
- 13, Brian Baima (CIT), 1971
- 12, Rick Beasley (APP), 1979
- 12, B.J. Adigun (ETSU), 1997
- 12, Aaron Mellette (Elon), 2010
- 12, Aaron Mellette (Elon), 2011
- 12, Karnorris Benson (WCU), 2013
- 12, Kelvin McKnight (SAM), 2017

### Career

- 52, Terrell Hudgins (Elon), 2006-09
- 44, Aaron Mellette (Elon), 2009-12
- 37, Andre Roberts (CIT), 2006-09
- 32, Kelvin McKnight (SAM), 2015-18
- 31, Brian Quick (Elon), 2008-11
- 31, Karel Hamilton (SAM), 2013-16
- 28, Chas Fox (FUR), 1982-85
- 26, Gerald Harp (WCU), 1977-80
- 26, B.J. Adigun (ETSU), 1994-97
- 26, Jakob Herres (VMI), 2018-21

### MOST TD PASSES CAUGHT BY A FRESHMAN

- Season
- 19, Randy Moss (MAR), 1996 (NCAA record)

### MOST GAMES CATCHING A TOUCHDOWN PASS

- Season
- 11, Randy Moss (MAR), 1996
- 10, Terrell Hudgins (Elon), 2009
- 10, Aaron Mellette (Elon), 2011
- 9, Terrell Hudgins (Elon), 2007
- 9, Terrell Hudgins (Elon), 2008
- 9, Andre Roberts (CIT), 2008
- 9, Aaron Mellette (Elon), 2012
- 9, Raleigh Webb (CIT), 2019
- 8, Rick Beasley (APP), 1979
- 8, B.J. Adigun (ETSU), 1997
- 8, Jason Jones (UTC), 2002
- 8, DaVon Fowlkes (APP), 2004
- 8, Justin Stepp (FUR), 2005
- 8, Andre Roberts (CIT), 2007
- 8, Karel Hamilton (SAM), 2016
- 8, Kelvin McKnight (SAM), 2017
- 8, Terryon Robinson (WCU), 2017

### MOST GAMES WITH 100+ YARDS RECEIVING

- Season
- 10, Terrell Hudgins (Elon), 2009
- 10, Kelvin McKnight (SAM), 2018
- 9, Aaron Mellette (Elon), 2011
- 8, Aaron Mellette (Elon), 2012
- 7, B.J. Adigun (ETSU), 1997
- 7, DaVon Fowlkes (APP), 2004
- 7, Terrell Hudgins (Elon), 2007
- 7, Andre Roberts (CIT), 2008
- 7, Sean Price (APP), 2012

### 6, 11 times. Last:

- Bryce Nunnally (UTC), 2018
- Kris Thornton (VMI), 2018

### Career

- 28, Terrell Hudgins (Elon), 2006-09
- 23, Aaron Mellette (Elon), 2009-12
- 23, Kelvin McKnight (SAM), 2015-18
- 17, Rick Beasley (APP), 1978-80
- 17, Mark Stock (VMI), 1985-88
- 17, Andre Roberts (CIT), 2006-09
- 14, Karel Hamilton (SAM), 2013-16
- 13, Brian Quick (APP), 2008-11
- 13, Kelvin McKnight (SAM), 2015-18
- 13, Jakob Herres (VMI), 2018-21

### MOST CONSECUTIVE GAMES WITH 100+ RECEIVING YARDS

- 7, Aaron Mellette (Elon), Oct. 1-Nov. 19, 2011
- 7, Aaron Mellette (Elon), Sept. 29-Nov. 17, 2012
- 6, Eddie Cohen (WCU), Sept. 29-Nov. 10, 2007
- 6, Kelvin McKnight (SAM), Oct. 6-Nov. 17, 2018
- 5, Terrell Hudgins (Elon), Sept. 16-Oct. 21, 2006
- 5, Terrell Hudgins (Elon), Sept. 5-Oct. 3, 2009
- 5, Terrell Hudgins (Elon), Oct. 31-Nov. 28, 2009
- 5, Jakob Herres (VMI), March 20-April 24, 2021
- 4, Terrell Hudgins (Elon), Oct. 20-Nov. 10, 2007
- 4, Andre Roberts (CIT), Oct. 25-Nov. 15, 2008
- 4, Sean Price (APP), Oct. 27-Dec. 1, 2012
- 4, Karel Hamilton (SAM), Oct. 8-29, 2016
- 4, Kelvin McKnight (SAM), Aug. 30-Sept. 22, 2018
- 4, Bryce Nunnally (UTC), Aug. 30-Sept. 22, 2018

### MOST GAMES WITH 200+ RECEIVING YARDS

- Season
- 3, DaVon Fowlkes (APP), 2004 (consecutive record)
- 2, Rick Beasley (APP), 1980
- 2, Terrell Hudgins (Elon), 2007
- 2, Joel Bradford (UTC), 2010
- 2, Aaron Mellette (Elon), 2011
- 2, Karel Hamilton (SAM), 2016

### Career

- 4, Karel Hamilton (SAM), 2013-16
- 3, DaVon Fowlkes (APP), 2001-04
- 3, Terrell Hudgins (Elon), 2006-09

### MOST SEASONS WITH 1,000+ RECEIVING YARDS

- Career
- 4, Terrell Hudgins (Elon), 2006-09
- 3, Mike Barber (MAR), 1986-88
- 3, Aaron Mellette (Elon), 2010-12
- 2, Gerald Harp (WCU), 1978-79
- 2, Mike Stock (VMI), 1986, '88
- 2, Kelvin McKnight (SAM), 2017-18



Western Carolina's Kirk Roach holds SoCon records for field goals in a season (24) and a career (71).

### MOST RECEIVING YARDS BY TWO TEAMMATES

- Season
- 2,538, Terrell Hudgins (1,474) and Michael Mayers (1,064), (Elon), 2007
- 2,241, Mike Barber and Sean Doctor (MAR), 1987
- 2,218, Terrell Hudgins and Lance Camp (Elon), 2009
- 2,141, Kelvin McKnight and Chris Shelling (SAM), 2018
- 2,125, Aaron Mellette and Lance Camp (Elon), 2010
- 2,086, Kelvin McKnight and Chris Shelling (SAM), 2017
- 2,042, Aaron Mellette and Kierre Brown (Elon), 2012
- 2,001, Michael Banks and Lamont Seward (WCU), 2002
- 1,991, Sean Price and Andrew Peacock (APP), 2012
- 1,963, Matt Cline and Brian Quick (APP), 2009

^ indicates postseason bowl game

## ~~~ KICKING ~~~

### LONGEST FIELD GOAL

- 57, Kirk Roach (WCU) vs. North Carolina A&T, Oct. 17, 1987
- 57, Kirk Roach (WCU) vs. Appalachian State, Nov. 21, 1987
- 57, Chris Chambers (GSU) vs. Oregon State, Sept. 18, 1999
- 57, Mark Wright (APP) vs. Troy State, Sept. 9, 2000
- 57, Matt Maxey (VMI) at Georgia Southern, Sept. 30, 2000
- 57, David Marvin (WOF) at WCU, Oct. 8, 2016
- 57, David Marvin (WOF) at Furman, Nov. 5, 2016
- 56, Grant Clemons (VMI) vs. Samford, Oct. 12, 2019
- 55, Mark French (APP) vs. Western Carolina, Nov. 21, 1981
- 55, Kirk Roach (WCU) vs. Georgia Southern, Oct. 24, 1987
- 55, Jon Croft Hollingsworth (FUR) at UCF, Sept. 19, 2015
- 55, Dillon Christopher (VMI) vs. W. Carolina, Nov. 21, 2015
- 55, Grayson Atkins (FUR) at Western Carolina, Oct. 26, 2019

### MOST FIELD GOALS MADE

- Half
- 5, Dean Biasucci (WCU) vs. Mars Hill, Sept. 18, 1982 (NCAA record)

### Game

- 6, Josh Jones (WCU) vs. Samford, Nov. 5, 1999
- 6, Drew Stewart (APP) vs. Western Carolina, Nov. 12, 2011
- 6, Ray Early (FUR) at Western Carolina, Nov. 16, 2013
- 5, Ken Juszkowich (WVU) vs. Pittsburgh, Oct. 7, 1967
- 5, Craig Jones (VMI) vs. William & Mary, Sept. 10, 1977
- 5, Dean Biasucci (WCU) vs. Mars Hill, Sept. 18, 1982
- 5, Mike Wood (FUR) vs. Western Carolina, Oct. 18, 1986
- 5, Glenn Connolly (FUR) vs. ETSU, Nov. 10, 1990
- 5, Reed Haley (GSU) vs. The Citadel, Nov. 19, 1994
- 5, Sean Holland (GSU) vs. Furman, Nov. 8, 2003
- 5, Andrew Wilcox (Elon) vs. Georgia Southern, Oct. 13, 2007
- 5, Andrew Wilcox (Elon) vs. Georgia Southern, Sept. 20, 2008
- 5, Eric Goins (CIT) vs. VMI, Nov. 7, 2015
- 5, Anthony Pistelli (SAM) vs. Clark Atlanta, Nov. 7, 2015
- 5, Jerry Rice (VMI) vs. Chattanooga, Oct. 9, 2021

### Season

- 24, Kirk Roach (WCU), 1986
- 23, Cameron Yaw (SAM), 2011
- 22, Matt Vick (UTC), 2000
- 22, Andrew Wilcox (Elon), 2008
- 20, Ray Early (FUR), 2013
- 20, Anthony Pistelli (SAM), 2015
- 19, Kirk Roach (WCU), 1987
- 19, Jason Vitaris (APP), 2009
- 19, Adrian Mora (GSU), 2010
- 19, Warren Handrahan (SAM), 2013
- 19, JJ Jerman (ETSU), 2018

### Career

- 71, Kirk Roach (WCU), 1984-87
- 67, Cameron Yaw (SAM), 2009-12
- 59, Andrew Wilcox (Elon), 2005-08
- 58, Jay Sutton (APP), 1994-97
- 57, Adrian Mora (GSU), 2008-11
- 55, Craig Jones (VMI), 1976-79
- 55, Bjorn Nittmo (APP), 1985-88
- 54, Dean Biasucci (WCU), 1980-83
- 51, Danny Marshall (FUR), 2000-03
- 48, Dewey Klein (MAR), 1988-91
- 48, Henrique Ribeiro (UTC), 2013-16

### MOST FIELD GOALS ATTEMPTED

- Game
- 7, Reed Haley (GSU) vs. The Citadel, Nov. 19, 1994
- 7, Ray Early (FUR) at Western Carolina, Nov. 16, 2013
- 6, Jay Millson (APP) vs. Furman, Oct. 19, 1991
- 6, Josh Jones (WCU) vs. Samford, Nov. 5, 1999
- 6, Sean Holland (GSU) vs. Furman, Nov. 8, 2003
- 6, Jesse Hartley (GSU) vs. Elon, Oct. 13, 2007

# INDIVIDUAL RECORDS



6, Adam Shreiner (Elon) vs. The Citadel, Sept. 24, 2011  
6, Drew Stewart (APP) vs. Western Carolina, Nov. 12, 2011  
6, JJ Jerman (ETSU) vs. Robert Morris, Oct. 7, 2017  
6, Mitchell Fineran (SAM) at Mercer, Nov. 2, 2019

## Season

30, Kirk Roach (WCU), 1987  
28, Kirk Roach (WCU), 1986  
28, Mike Wood (FUR), 1986  
28, Jason Vitaris (APP), 2009  
28, Cameron Yaw (SAM), 2011  
27, Andrew Wilcox (Elon), 2008  
26, Dean Biasucci (WCU), 1982  
26, Matt Vick (UTC), 2000  
26, Julian Rauch (APP), 2007  
25, Rick McLester (ECU), 1972  
25, Ray Early (FUR), 2013

## Career

102, Kirk Roach (WCU), 1984-87 (NCAA record)  
92, Cameron Yaw (SAM), 2009-12  
84, Andrew Wilcox (Elon), 2005-08  
83, Craig Jones (VMI), 1976-79  
82, Dean Biasucci (WCU), 1980-83  
79, Jay Sutton (APP), 1994-97  
77, Scott Beckler (FUR), 2004-07  
74, Bjorn Nittmo (APP), 1985-88  
69, Adrian Mora (GSU), 2008-11  
68, Mike Shoun (ETSU), 1987-90  
68, Jay Millson (APP), 1989-92

## MOST CONSECUTIVE FIELD GOALS MADE

### Season

14, JJ Jerman (ETSU), 2018  
13, Matt Vick (UTC), 2000  
13, Warren Hadrahan (SAM), 2013  
12, Gary Davis (APP), 1975  
12, Bjorn Nittmo (APP), 1988  
12, Danny Marshall (FUR), 2001  
12, Craig Camay (UTC), 2009  
12, Adrian Mora (GSU), 2011  
12, Henrique Ribeiro (UTC), 2014  
12, Richard McCollum (WCU), 2021

## MOST GAMES WITH A FIELD GOAL

### Season

12, Andrew Wilcox (Elon), 2008  
12, David Marvin (WOF), 2016  
12, Tyler Keltner (ETSU), 2021  
11, Mike Wood (FUR), 1986  
11, Adrian Mora (GSU), 2010  
11, Cameron Yaw (SAM), 2011  
11, Henrique Ribeiro (UTC), 2014  
11, Jerry Rice (VMI), 2021  
10, Kirk Roach (WCU), 1986  
10, Bjorn Nittmo (APP), 1986  
10, Kirk Roach (WCU), 1987  
10, Bjorn Nittmo (APP), 1987  
10, Dewey Klein (MAR), 1988  
10, Bjorn Nittmo (APP), 1988  
10, Danny Marshall (FUR), 2003  
10, Cameron Yaw (SAM), 2010  
10, Cameron Yaw (SAM), 2012  
10, Warren Handrahan (SAM), 2013  
10, JJ Jerman (ETSU), 2017  
10, JJ Jerman (ETSU), 2018  
10, Mitchell Fineran (SAM), 2018  
10, Tyler Keltner (ETSU), 2019  
10, Grant Clemsons (VMI), 2019  
10, Grayson Atkins (FUR), 2019

## HIGHEST FIELD GOAL PERCENTAGE

### Season

#### (minimum 15 attempts)

90.4 (19-21), Adrian Mora (GSU), 2010  
89.5 (17-19), Jerry Rice (VMI), 2021  
86.9 (20-23), Anthony Pistelli (SAM), 2015  
86.7 (13-15), Glen Connally (FUR), 1990  
86.7 (13-15), Jay Sutton (APP), 1996  
86.7 (13-15), Grayson Atkins (FUR), 2019  
86.7 (13-15), Zach Williams (SAM), 2021  
84.6 (22-26), Matt Vick (UTC), 2000  
84.2 (16-19), Jim Richter (FUR), 1994  
84.2 (16-19), Craig Camay (UTC), 2009

#### (minimum 10 attempts)

1,000 (12-12), Richard McCollum (WCU), 2021  
91.7 (11-12), Ray Early (FUR), 2010  
91.7 (11-12), Jason Vitaris (APP), 2010

91.7 (11-12), Luke Carter (WOF), 2017  
90.9 (10-11), Dewey Klein (MAR), 1989  
90.4 (19-21), Adrian Mora (GSU), 2010  
90.0 (9-10), Rodney Allen (UTC), 1992  
89.5 (17-19), Jerry Rice (VMI), 2021  
86.9 (20-23), Anthony Pistelli (SAM), 2015  
86.7 (13-15), Jay Sutton (APP), 1996  
86.7 (13-15), Grayson Atkins (FUR), 2019  
86.7 (13-15), Zach Williams (SAM), 2021

## MOST FIELD GOALS MADE, 50 YARDS OR MORE

### Season

7, Kirk Roach (WCU), 1987 (NCAA record)

### Career

11, Kirk Roach (WCU), 1984-87 (NCAA record)

## MOST GAMES KICKING TWO OR MORE FIELD GOALS

### Career

25, Kirk Roach (WCU), 1984-87 (NCAA record)

## MOST EXTRA POINTS MADE BY KICKING

### Game

11, Ed Terry (DAV) vs. Furman, Sept. 27, 1969  
10, Dewey Klein (MAR) vs. Morehead State, Sept. 14, 1991  
10, Chris Chambers (GSU) vs. Western Carolina, Oct. 9, 1999  
10, Mike Adams (CIT) vs. Webber International, Sept. 8, 2007  
10, Mike Adams (CIT) vs. VMI, Nov. 17, 2007  
10, Jason Vitaris (APP) vs. Wofford, Oct. 31, 2008  
9, 20 times  
LAST: Devin Folser (MER) vs. Point, Sept. 2, 2021

### Season

76, Julian Rauch (APP), 2007  
70, Chris Chambers (GSU), 1999  
69, Julian Rauch (APP), 2006  
64, Jason Vitaris (APP), 2008  
62, Adrian Mora (GSU), 2011  
61, Scott Shelton (GSU), 2002  
60, Henrique Ribeiro (UTC), 2014  
58, Tim Openlander (MAR), 1996  
58, Julian Rauch (APP), 2005  
58, Jason Vitaris (APP), 2009

### Career

247, Julian Rauch (APP), 2004-07  
179, Jason Vitaris (APP), 2007-10  
176, Scott Becker (FUR), 2004-07  
164, Dewey Klein (MAR), 1988-91  
163, Henrique Ribeiro (UTC), 2013-16  
159, Tim Openlander (MAR), 1994-96  
159, Danny Marshall (FUR), 2000-03  
157, Adrian Mora (GSU), 2008-11  
143, Jason Wells (FUR), 1996-99  
141, Christian Reed (WOF), 2009-12  
141, Adam Shreiner (Elon), 2009-12  
141, Luke Carter (WOF), 2016-19

## MOST EXTRA POINTS ATTEMPTED BY KICKING

### Game

11, Ed Terry (DAV) vs. Furman, Sept. 27, 1969  
10, Dewey Klein (MAR) vs. Morehead State, Sept. 14, 1991  
10, Chris Chambers (GSU) vs. Western Carolina, Oct. 9, 1999  
10, Mike Adams (CIT) vs. Webber International, Sept. 8, 2007  
10, Mike Adams (CIT) vs. VMI, Nov. 17, 2007  
10, Jason Vitaris (APP) vs. Wofford, Oct. 31, 2008  
9, 22 times  
LAST: Devin Folser (MER) vs. Point, Sept. 2, 2021

### Season

81, Julian Rauch (APP), 2007  
73, Chris Chambers (GSU), 1999  
70, Julian Rauch (APP), 2006  
69, Jason Vitaris (APP), 2008  
64, Adrian Mora (GSU), 2011  
62, Scott Shelton (GSU), 2002  
62, Henrique Ribeiro (UTC), 2014  
60, Tim Openlander (MAR), 1994  
60, Jonathan Dudley (GSU), 2004  
59, Julian Rauch (APP), 2005  
59, Patrick Mugaan (WOF), 2007  
59, Jason Vitaris (APP), 2010

### Career

256, Julian Rauch (APP), 2004-07  
188, Jason Vitaris (APP), 2007-10  
185, Scott Beckler (FUR), 2004-07  
168, Danny Marshall (FUR), 2000-03  
168, Henrique Ribeiro (UTC), 2013-16

164, Dewey Klein (MAR), 1988-91  
162, Tim Openlander (MAR), 1994-96  
159, Adrian Mora (GSU), 2008-11  
151, Jason Wells (FUR), 1996-99  
150, Christian Reed (WOF), 2009-12

## MOST CONSECUTIVE EXTRA POINTS MADE

### Season

61, Julian Rauch (APP), 2006  
58, Tim Openlander (MAR), 1996  
58, Jason Vitaris (APP), 2009  
56, Adrian Mora (GSU), 2011  
55, Grayson Atkins (FUR), 2017  
54, Julian Rauch (APP), 2005  
52, Zach Williams (SAM), 2021  
51, Luke Carter (WOF), 2019  
51, Tyler Keltner (ETSU), 2021  
50, Julian Rauch (APP), 2007  
50, Andrew Wilcox (Elon), 2007  
50, Mitchell Fineran (SAM), 2018

### Career

152, Adrian Mora (GSU), 2008-11  
141, Luke Carter (WOF), 2016-19  
124, Tim Openlander (MAR), 1994-96  
104, Jacob Godek (CIT), 2017-19  
96, Adam Shriner (Elon), 2009-11  
94, Julian Rauch (APP), 2004-07  
**93, Tyler Keltner (ETSU), 2019-present**  
91, Mitchell Fineran (SAM), 2018-19  
80, Andrew Wilcox (Elon), 2006-08  
78, Jay Millson (APP), 1989-92

## HIGHEST PERCENTAGE OF EXTRA POINTS MADE

### Season (minimum 40 made)

100.0 (58), Tim Openlander (MAR), 1995  
100.0 (58), Jason Vitaris (APP), 2009  
100.0 (56), Mike Adams (CIT), 2007  
100.0 (55), Grayson Atkins (FUR), 2017  
100.0 (52), Zach Williams (SAM), 2021  
100.0 (51), Luke Carter (WOF), 2019  
100.0 (51), Tyler Keltner (ETSU), 2021  
100.0 (50), Andrew Wilcox (Elon), 2007  
100.0 (50), Mitchell Fineran (SAM), 2018  
100.0 (48), Luke Carter (WOF), 2018  
100.0 (47), Jesse Hartley (GSU), 2007  
100.0 (47), Henrique Ribeiro (UTC), 2015  
100.0 (45), Adrian Mora (GSU), 2010  
100.0 (43), Alex Hanks (GSU), 2012  
100.0 (43), Jacob Godek (CIT), 2019  
100.0 (42), Eric Goins (CIT), 2015  
100.0 (42), Richard McCollum (WCU), 2021  
100.0 (41), Anthony Pistelli (SAM), 2015  
100.0 (41), Luke Carter (WOF), 2017  
100.0 (41), Jacob Godek (CIT), 2018  
100.0 (40), Reed Haley (GSU), 1993  
100.0 (40), Cole Fisher (MER), 2018

## MOST POINTS SCORED BY KICKING

### Game

21, Drew Stewart (APP) vs. Western Carolina, Nov. 12, 2011  
20, Josh Jones (WCU) vs. Samford, Nov. 5, 1999  
20, Ray Early (FUR) vs. Western Carolina, Nov. 16, 2013  
19, Dean Biasucci (WCU) vs. Mars Hill, Sept. 18, 1982  
19, Anthony Pistelli (SAM) vs. Clark Atlanta, Nov. 7, 2015  
18, Andrew Wilcox (Elon) vs. Georgia Southern, Oct. 13, 2007  
17, Glen Connally (FUR) vs. ETSU, Nov. 10, 1990  
17, Sean Holland (GSU) vs. Furman, Nov. 8, 2003  
17, Eric Goins (CIT) vs. VMI, Nov. 7, 2015  
17, Anthony Pistelli (SAM) at Mercer, Nov. 21, 2015  
17, Jerry Rice (VMI) vs. Chattanooga, Oct. 9, 2021

### Season

127, Julian Rauch (APP), 2007  
115, Jason Vitaris (APP), 2009  
108, Henrique Ribeiro (UTC), 2014  
105, Tyler Keltner (ETSU), 2021  
102, Adrian Mora (GSU), 2010  
101, Cameron Yaw (SAM), 2011  
101, Anthony Pistelli (SAM), 2015  
99, Andrew Wilcox (Elon), 2008  
99, Julian Rauch (APP), 2006  
98, Jesse Hartley (GSU), 2007  
98, Adrian Mora (GSU), 2011  
98, Henrique Ribeiro (UTC), 2015

### Career

373, Julian Rauch (APP), 2004-07  
328, Adrian Mora (GSU), 2008-11





# INDIVIDUAL RECORDS



## Season

44, Ant Williams (GSU), 2002  
41, Ricardo Clark (MAR), 1990  
40, Chas Fox (FUR), 1983  
36, Devin Ford (APP), 1974  
36, DaVon Fowlkes (APP), 2002  
35, Jerry Haynes (UR), 1970  
35, David McCrary (UTC), 1983  
34, Dexter Jackson (APP), 2007  
33, Tim Martin (MAR), 1995  
33, Lamont Williams (WOF), 1997  
33, Anthony Stringfield (ETSU), 1997  
33, Ken Byrd (APP), 1997  
33, DaVon Fowlkes (APP), 2001

## Career

118, David McCrary (UTC), 1982-85  
118, Ant Williams (GSU), 1999-02  
116, DaVon Fowlkes (APP), 2001-04  
115, Tim Martin (MAR), 1993-96  
107, Chas Fox (FUR), 1982-85  
105, Devon Ford (APP), 1973-76  
105, Ricardo Clark (MAR), 1988-91  
93, Zach Smerdzinski (FUR), 1997-00  
93, Dexter Jackson (APP), 2004-07  
91, Anthony Stringfield (ETSU), 1994-97

## MOST PUNT RETURNS YARDS

### Game

177, Carlos Frank (CIT) vs. Newberry, Sept. 6, 1997  
172, Devon Ford (APP) vs. East Carolina, Oct. 19, 1974  
169, Ronnie Moore (VMI) vs. Davidson, Sept. 28, 1974  
156, Jeff Varnadoe, (CIT) vs. Bucknell, Sept. 18, 1971  
155, Teray Frost (VMI) vs. Chas. Southern, Oct. 21, 2000  
154, Dexter Jackson (APP) vs. Gardner-Webb, Sept. 23, 2006  
143, Ant Williams (GSU) vs. Chattanooga, Sept. 22, 2001  
142, David McCrary (UTC) vs. Marshall, Oct. 22, 1983  
133, Ed Elliott (UR) vs. Randolph-Macon, Sept. 18, 1953  
131, Jermaine Anderson (CIT) vs. VMI, Nov. 10, 2001

### Season

570, Devon Ford (APP), 1974  
478, DaVon Fowlkes (APP), 2002  
474, Ant Williams (GSU), 2002  
461, Andre Roberts (CIT), 2008  
393, Tim Martin (MAR), 1995  
385, David McCrary (UTC), 1983  
369, Dexter Jackson (APP), 2006  
366, Ricardo Clark (MAR), 1990  
366, Dexter Dawson (GSU), 1993  
354, Troy Brown (MAR), 1991

## Career

1,276, DaVon Fowlkes (APP), 2001-04  
1,253, David McCrary (UTC), 1982-85  
1,199, Devon Ford (APP), 1973-76  
1,160, Andre Roberts (CIT), 2006-09  
1,126, Ant Williams (GSU), 1999-02  
1,066, Tim Martin (MAR), 1993-96  
1,034, Zach Smerdzinski (FUR), 1997-00  
975, Kerry Hayes (WCU), 1991-94  
864, Dexter Dawson (GSU), 1992-95  
848, Stephon Hawkins (UTC), 1996-99

## HIGHEST PUNT RETURN AVERAGE

### Game (minimum 3 returns)

43.0 (4-172), Devon Ford (APP) vs. East Carolina, Oct. 19, 1974  
36.3 (3-109), Kerry Hayes (WCU) vs. ETSU, Nov. 14, 1992  
30.7 (3-92), Adam Mims (FUR) vs. Colgate, Sept. 13, 2008  
29.7 (3-89), Jimmy Watkins (APP) vs. Liberty, Sept. 1, 2001  
29.0 (4-116), Karlos Sullivan (Elon) vs. W.Va. Wesleyan, Sept. 8, 2007  
29.0 (4-116), Andre Roberts (CIT) vs. Webber Int'l., Aug. 30, 2008  
28.3 (3-85), Andre Roberts (CIT) vs. Webber Int'l., Sept. 8, 2007  
27.3 (3-82), Joel Bradford (UTC) vs. The Citadel, Nov. 14, 2009  
27.0 (4-108), Ant Williams (GSU) vs. VMI, Oct. 5, 2002  
27.0 (3-81), Lewis Barr (GSU) vs. Chattanooga, Sept. 27, 2003  
27.0 (4-108), DeAndre Schoultz (CIT) vs. ETSU, Oct. 29, 2016

### Season

24.9, Kerry Hayes (WCU), 1994  
21.9, Montrell Washington (SAM), 2019  
19.2, Andre Roberts (CIT), 2008  
19.1, Stephon Hawkins (UTC), 1996  
17.4, Montrell Washington (SAM), 2021  
15.9, Dexter Dawson (GSU), 1995  
15.8, Jimmy Jordan (FUR), 1968  
15.8, Devon Ford (APP), 1974  
15.5, Andre Roberts (CIT), 2009

14.9, Corey Joyner (GSU), 1998  
14.9, Bear Rinehart (FUR), 2002

## Career (minimum 25 returns)

18.9, George Hannen (DAV), 1967-69  
18.2, Chandler Curtis (MER), 2014-17  
16.9, David Ames (UR), 1955-57, 1959  
16.4, Montrell Washington (SAM), 2017-21  
16.0, Raja Andrews (GSU), 2005-08  
14.0, Andre Roberts (CIT), 2006-09  
13.9, Kerry Hayes (WCU), 1991-94  
13.5, Stephon Hawkins (UTC), 1996-99  
12.8, Bear Rinehart (FUR), 1999-02  
11.8, Dexter Dawson (GSU), 1992-95

## MOST PUNT RETURNS FOR TOUCHDOWN

### Game

2, Carlos Frank (CIT) vs. Newberry, Sept. 6, 1997  
2, Dexter Jackson (APP) vs. Gardner-Webb, Sept. 23, 2006

### Season

3, Carlos Frank (CIT), 1997  
3, Andre Roberts (CIT), 2008  
3, Chandler Curtis (MER), 2014  
2, Andre Worrell (FUR), 1992  
2, Dexter Jackson (APP), 2006  
2, Tommy Hudson (UTC), 2014  
2, Dante Smith (CIT), 2018  
2, Montrell Washington (SAM), 2021

## Career

4, Tim Martin (MAR), 1993-96  
4, Carlos Frank (CIT), 1996-99  
4, Montrell Washington (SAM), 2017-21  
3, Andre Roberts (CIT), 2006-09  
3, A.J. Harris (Elon), 2008-11  
3, Chandler Curtis (MER), 2014-17  
2, David McCrary (UTC), 1982-85  
2, Ricardo Clark (MAR), 1988-91  
2, Anthony Smith (APP), 1989-92  
2, Andre Worrell (FUR), 1991-93  
2, Kerry Hayes (WCU), 1991-94  
2, Ant Williams (GSU), 1999-02  
2, Dexter Jackson (APP), 2004-07  
2, Karlos Sullivan (Elon), 2006-09  
2, Tommy Hudson (UTC), 2010-14  
2, Dante Smith (CIT), 2018-19

## ~~~ KICKOFF RETURNS ~~~

## MOST KICKOFF RETURNS

### Game

11, Mike Rucker (WOF), vs. Appalachian State, Oct. 31, 2008  
10, Mason Dermott (VMI) vs. Chattanooga, Sept. 23, 2017  
9, Mike Malone (WCU) vs. Appalachian State, Nov. 10, 2007  
9, R.J. Webb (FUR) vs. Auburn, Nov. 7, 2009  
8, Rusty Scales (ECU) vs. Bowling Green, Sept. 25, 1971  
8, Scott Dykes (ETSU) vs. Marshall, Nov. 23, 1991  
8, Tobe Taylor (UTC) vs. Marshall, Oct. 1, 1994  
8, Carlos Frank (CIT) vs. Miami (Fla.), Sept. 7, 1996  
8, Carlos Frank (CIT) vs. Vanderbilt, Oct. 9, 1999  
8, Lance Camp (Elon) vs. Wofford, Oct. 25, 2008  
8, Asheton Jordan (CIT) vs. Florida, Nov. 22, 2008  
8, Nate Harris (WCU) at Wofford, Oct. 16, 2010  
8, Brian Sutherland (UTC) at Auburn, Nov. 6, 2010  
8, Brian Sutherland (UTC) at Wofford, Nov. 20, 2010  
8, George Richardson (WCU) at Georgia Tech, Sept. 1, 2011  
8, Kevin Hardy (CIT) vs. Appalachian State, Oct. 15, 2011

### Season

58, Mike Malone (WCU), 2007  
48, Otis Washington (WCU), 1988  
47, Mason Dermott (VMI), 2017  
46, Michael Gilmore (UTC), 2004  
45, Brian Sutherland (UTC), 2010  
44, Laron Scott (UTC), 2010  
43, CoCo Hilliary (APP), 2007  
42, Mike Rucker (WOF), 2008  
42, Mason Dermott (VMI), 2016  
41, Jawan Clark (WCU), 2000

## Career

120, Mike Rucker (WOF), 2007-10  
108, Carlos Frank (CIT), 1996-99  
105, Mason Dermott (VMI), 2015-18  
97, CoCo Hilliary (APP), 2007-10  
95, Detrez Newsome (WCU), 2014-17  
89, Dale Middleton (ETSU), 1986-89

89, Brian Bratton (FUR), 2001-04  
85, Devon Ford (APP), 1973-76  
85, Fabian Truss (SAM), 2010-13  
82, Darryl Streeeter (UTC), 1984-88

## MOST KICKOFF RETURNS YARDS

### Game

240, Detrez Newsome (WCU) at S. Carolina, Nov. 19, 2016  
229, Mike Malone (WCU) vs. Furman, Nov. 17, 2007  
225, Michael Mayers (Elon) vs. Appalachian St., Sept. 29, 2007  
222, Kerry Hayes (WCU) vs. VMI, Oct. 10, 1992  
213, Calvin Jones (WCU) vs. ETSU, Nov. 13, 2021  
212, Michael Gilmore (UTC) vs. Appalachian State, Oct. 30, 2004  
212, Mike Rucker (WOF) vs. Appalachian State, Oct. 31, 2008  
207, Titus Green (VMI) vs. Furman, Sept. 22, 2001  
200, Asheton Jordan (CIT) vs. Florida, Nov. 22, 2008  
198, Otis Washington (WCU) vs. Marshall, Nov. 12, 1988

### Season

1,383, Mike Malone (WCU), 2007  
1,161, Laron Scott (GSU), 2010  
1,113, Otis Washington (WCU), 1988  
1,040, Laron Scott (GSU), 2011  
1,037, George Richardson (WCU), 2011  
1,030, CoCo Hilliary (APP), 2007  
1,009, Michael Gilmore (UTC), 2004  
975, Mason Dermott (VMI), 2016  
970, Detrez Newsome (WCU), 2016  
931, Mike Rucker (WOF), 2008

## Career

2,725, Mike Rucker (WOF), 2007-10  
2,535, Carlos Frank (CIT), 1996-99  
2,493, Fabian Truss (SAM), 2010-13  
2,301, CoCo Hilliary (APP), 2007-11  
2,279, Detrez Newsome (WCU), 2014-17  
2,257, Laron Scott (GSU), 2008-11  
2,218, Mason Dermott (VMI), 2015-18  
2,058, Kerry Hayes (WCU), 1991-94  
2,053, Brian Bratton (FUR), 2001-04  
1,869, Devin Ford (APP), 1973-76

## HIGHEST KICKOFF RETURN AVERAGE

### Game (minimum 4 returns)

56.2 (4-225), Michael Mayers (Elon) vs. Appalachian State, Sept. 29, 2007  
55.5 (4-222), Kerry Hayes (WCU) vs. VMI, Oct. 10, 1992  
45.8 (4-183), George Richardson (WCU) vs. Furman, Oct. 1, 2011  
42.6 (5-213), Calvin Jones (WCU) vs. ETSU, Nov. 13, 2021  
40.2 (4-161), Korey Bridy (VMI) vs. Western Carolina, Nov. 2, 2019  
39.2 (4-157), Jacob Saylor (ETSU) at Samford, Sept. 25, 2021  
37.8 (4-151), Samir Baker (GSU) vs. Elon, Sept. 20, 2008  
37.6 (5-188), Mike Rucker (WOF) vs. Chas. So., Sept. 6, 2008  
36.5 (4-146), David Durden (MER) vs. Austin Peay, Sept. 14, 2019  
35.8 (5-179), Montrell Washington (SAM) at Florida, Nov. 13, 2021

## Season (minimum 1.0 per game)

39.0, Troy Brown (MAR), 1991  
37.7, Tony Ball (UTC), 1977  
37.2, Brian Bratton (FUR), 2001  
36.8, Des Kitchings (FUR), 1999  
36.5, Kerry Hayes (WCU), 1993  
35.9, Jerodis Williams (FUR), 2012  
34.6, Randy Moss (MAR), 1996  
33.1, Richard Holland (VMI), 2000  
32.1, Josh Cole (FUR), 1995  
31.1, Calvin Jones (WCU), 2021

## Career (minimum 25 returns)

29.7, Troy Brown (MAR), 1991-92  
29.3, Des Kitchings (FUR), 1996-99  
29.3, Fabian Truss (SAM), 2010-13  
28.3, Calvin Jones (WCU), 2021  
28.2, Kerry Hayes (WCU), 1991-94  
27.9, Laron Scott (GSU), 2009-11  
27.8, Jonathan Parker (UTC), 1984-88  
27.3, Richard Holland (VMI), 1997-00  
27.3, George Richardson (WCU), 2010-11  
26.9, Josh Cole (FUR), 1993-96

## MOST KICKOFF RETURNS FOR TOUCHDOWNS

### Game

2, Kerry Hayes (WCU) vs. VMI, Oct. 10, 1992

## Season

- 3, Troy Brown (MAR), 1991
- 3, Kerry Hayes (WCU), 1993
- 3, Des Kitchings (FUR), 1999
- 3, Brian Bratton (FUR), 2001
- 2, Ronnie Horton (ETSU), 1980
- 2, Albert Burt (ETSU), 1988
- 2, Jerry Ellison (UTC), 1992
- 2, Kerry Hayes (WCU), 1992
- 2, Jimmy Watkins (APP), 2000
- 2, Laron Scott (GSU), 2011
- 2, Jerodis Williams (FUR), 2012

## Career

- 5, Kerry Hayes (WCU), 1991-94 (NCAA record)
- 4, Des Kitchings (FUR), 1996-99
- 4, Fabian Truss (SAM), 2010-13
- 3, Jerry Ellison (UTC), 1991-93
- 3, Troy Brown (MAR), 1991-92
- 3, Brian Bratton (FUR), 2001-04
- 2, Albert Burt (ETSU), 1988-90
- 2, Jimmy Watkins (APP), 2000-01
- 2, Mike Rucker (WOF), 2007-10
- 2, Laron Scott (GSU), 2008-11
- 2, Jerodis Williams (FUR), 2009-12
- 2, Chandler Curtiss (MER), 2014-17
- 2, Detrez Newsome (WCU), 2014-17
- 2, Deondre Johnson (MER), 2018-21

## ~ ~ ~ ALL-PURPOSE ~ ~ ~

## MOST PLAYS

### Game

- 54, Ron Darby (MAR) vs. Western Carolina, Nov. 12, 1988 (NCAA record)
- 46, John Settle (APP) vs. Marshall, Nov. 8, 1986

### Season

- 373, John Settle (APP), 1986
- 356, Brad Hoover (WCU), 1998
- 340, Carlester Crumpler (ECU), 1972
- 319, Damon Scott (APP), 1996
- 317, John Settle (APP), 1986
- 317, Thomas Haskins (VMI), 1996
- 316, Alex Ramsey (VMI), 2019
- 313, George Searcy (ETSU), 1989
- 309, Floyd Allen (VMI), 1979
- 301, Tory Cooper (CIT), 2007

## Career

- 1,026, John Settle (APP), 1983-86
- 1,016, Adrian Peterson (GSU), 1998-01
- 1,013, Thomas Haskins (VMI), 1993-96
- 958, John Settle (APP), 1983-86
- 944, Quay Holmes (ETSU), 2018-21
- 913, Floyd Allen (VMI), 1978-81
- 857, Louis Ivory (FUR), 1998-01
- 834, Ron Darby (MAR), 1986-89
- 825, Chris Parker (MAR), 1991-95
- 824, Detrez Newsome (WCU), 2014-17

## MOST YARDS GAINED

### Game

- 387, Michael Mayers (Elon) vs. Appalachian State, Sept. 29, 2007
- 370, Jerodis Williams (FUR) vs. W. Carolina, Sept. 29, 2012
- 365, Detrez Newsome (WCU) at S. Carolina, Nov. 19, 2016
- 343, DaVon Fowlkes (APP) vs. Northwestern State, Sept. 25, 2004
- 347, Detrez Newsome (WCU) vs. UTC, Oct. 28, 2016
- 342, DaVon Fowlkes (APP) vs. Elon, Nov. 6, 2004
- 337, Jacob Saylor (ETSU) at Western Carolina, Nov. 13, 2021
- 336, Tory Cooper (CIT) vs. Furman, Oct. 13, 2007
- 332, Troy Brown (MAR) vs. VMI, Nov. 16, 1991
- 329, Ron Darby (MAR) vs. Western Carolina, Nov. 12, 1988

### Season

- 2,343, Detrez Newsome (WCU), 2016
- 2,313, DaVon Fowlkes (APP), 2004
- 2,205, Fabian Truss (SAM), 2013
- 2,143, Mike Malone (WCU), 2007
- 2,134, Thomas Haskins (VMI), 1995
- 2,102, John Settle (APP), 1986
- 2,093, Louis Ivory (FUR), 2000
- 2,092, Thomas Haskins (VMI), 1996
- 2,086, Otis Washington (WCU), 1988
- 2,080, Jayson Foster (GSU), 2007

## Career

- 7,355, Thomas Haskins (VMI), 1993-96
- 6,969, Detrez Newsome (WCU), 2014-17
- 6,784, Adrian Peterson (GSU), 1998-01
- 6,640, Fabian Truss (SAM), 2010-13
- 6,363, Quay Holmes (ETSU), 2018-21
- 5,843, Eric Breitenstein (WOF), 2009-12
- 5,716, Kerry Hayes (WCU), 1991-94
- 5,565, John Settle (APP), 1983-86
- 5,497, Chris Parker (MAR), 1991-95
- 5,465, Louis Ivory (FUR), 1998-01

## HIGHEST AVERAGE GAIN PER PLAY

### Game (minimum 5 plays)

- 47.5 (6-285), Kerry Hayes (WCU) vs. ETSU, Nov. 14, 1992
- 44.2 (5-221), David Durden (MER) at WCU, Aug. 31, 2019
- 38.6 (5-193), Shaun Fogle (WOF) vs. ETSU, Nov. 4, 2000
- 31.6 (5-158), Ty King (SAM) vs. VMI, March 20, 2021
- 30.3 (6-182), Darius Harvey (SAM) vs. West Alabama, Sept. 7, 2017
- 28.1 (8-225), Logan McCarter (FUR) vs. ETSU, Sept. 30, 2017
- 28.4 (7-199), Montrell Washington (SAM) vs. Youngstown State, Aug. 24, 2019
- 27.7 (6-166), Korey Bridy (VMI) vs. WCU, Nov. 2, 2019
- 26.3 (8-210), D'mauria VanCleave (WOF) vs. WCU, Oct. 19, 2019
- 25.4 (12-305), Calvin Jones (WCU) vs. ETSU, Nov. 13, 2021

### Season (minimum 100 plays)

- 19.7, Otis Washington (WCU), 1988 (NCAA record)
- 16.3 (120-1,959), Michael Mayers (Elon), 2007
- 15.5 (125-1,938), Montrell Washington (SAM), 2021
- 15.2 (152-2,313), DaVon Fowlkes (APP), 2004
- 14.0, Mark Stock (VMI), 1988
- 13.3 (114-1,631), Richmond Flowers (UTC), 2000
- 13.1 (125-1,641), Kelvin McKnight (SAM), 2018
- 12.9 (209-1,405), Michael Mayers (Elon), 2006
- 12.6 (100-1,257), Kelvin McKnight (SAM), 2017
- 12.5 (118-1,480), Terrell Hudgins (Elon), 2007

## Career (minimum 150 plays)

- 17.2 (205-3,526), Chandler Curtiss (MER), 2014-17
- 14.9 (225-3,350), Thomas Gordon (FUR), 2016-19
- 14.8 (153-2,259), Bryce Nunnely (UTC), 2017-21
- 14.0 (335-4,697), Michael Mayers (Elon), 2004-07
- 13.4 (188-2,528), Terrell Hudgins (Elon), 2006-09
- 13.4 (375-5,017), DaVon Fowlkes (APP), 2001-04

## MOST YARDS PER GAME

### Season

- 213.0, Detrez Newsome (WCU), 2016
- 210.3, DaVon Fowlkes (APP), 2004
- 194.8, Mike Malone (WCU), 2007
- 194.0, Thomas Haskins (VMI), 1995
- 190.3, Louis Ivory (FUR), 2000
- 190.2, Thomas Haskins (VMI), 1996
- 189.6, Otis Washington (WCU), 1988
- 189.1, Jayson Foster (GSU), 2007
- 183.8, Fabian Truss (SAM), 2013
- 182.8, Mark Stock (VMI), 1988

## Career

- 167.2, Thomas Haskins (VMI), 1993-96
- 162.1, Detrez Newsome (WCU), 2014-17
- 161.5, Adrian Peterson (GSU), 1998-01
- 158.1, Fabian Truss (SAM), 2010-13
- 148.3, Troy Brown (MAR), 1991-92
- 148.0, Quay Holmes (ETSU), 2018-21
- 147.1, Stump Mitchell (CIT), 1977-80
- 139.4, Kerry Hayes (WCU), 1991-94
- 137.3, Josh Cole (FUR), 1993-96
- 132.8, Kenny Strayhorn (WCU), 1973-74

## ~ ~ ~ DEFENSE ~ ~ ~

## MOST TOTAL TACKLES

### Game

- 30, Everett Spellman (WCU) vs. Appalachian State, Nov. 21, 1987
- 30, Josh Cain (UTC) vs. The Citadel, Nov. 3, 2001
- 28, Milan Sterling (FUR) vs. Wofford, Sept. 18, 1993
- 27, Dino Hackett (APP) vs. ETSU, Nov. 23, 1985
- 26, Roger Johnson (MAR) vs. The Citadel, Nov. 9, 1991
- 26, Lester Smith (CIT) vs. Army, Oct. 12, 1991
- 25, Julius Thomas (APP) vs. Lenoir-Rhyne, Oct. 6, 1973
- 25, Chad Nkang (Elon) vs. Chattanooga, Oct. 15, 2005
- 25, Corey Weaver (Elon) vs. Appalachian State, Sept. 30, 2006
- 24, Dino Hackett (APP) vs. Furman, Oct. 26, 1985

- 24, Junior Jackson (UTC) vs. The Citadel, Oct. 21, 1989
- 24, Dexter Coakley (APP) vs. VMI, Nov. 20, 1993

## Season

- 224, Brian Ruff (CIT), 1974
- 213, Brian Ruff (CIT), 1976
- 200, Dino Hackett (APP), 1985
- 195, Milan Sterling (FUR), 1993
- 183, Glen Richardson (UTC), 1985
- 183, Scott Thompson (CIT), 1986
- 182, Brian Ruff (CIT), 1975
- 181, Scott Belcher (CIT), 1995
- 176, Jay Their (FUR), 1997
- 175, Jeff Blankenship (FUR), 1988

## Career

- 755, Brian Ruff (CIT), 1973-76
- 616, Dexter Coakley (APP), 1993-96
- 533, Tony Starks (CIT), 1974-77
- 523, Frank Moses (FUR), 1974-77
- 522, Glen Richardson (UTC), 1982-85
- 511, Josh Cain (UTC), 1999-02
- 495, Cedric Felton (APP), 1982-86
- 489, Kota Suttle (FUR), 1989-92
- 483, Jeff Blankenship (FUR), 1985-88
- 483, Kevin Kendrick (FUR), 1987-90

## MOST PASSES INTERCEPTED

### Game

- 4, Jack Bruce (W&M) vs. Richmond, Oct. 30, 1948
- 4, Jake Wade (DAV) vs. North Carolina State, Oct. 8, 1949
- 4, Charlie Benson (DAV) vs. VMI, Oct. 12, 1957
- 4, Torez Jones (WCU) at Gardner-Webb, Sept. 18, 2010

### Season

- 10, John Mapp (VMI), 1952
- 10, Vince Perone, Jr. (FUR), 1972
- 10, Jim Bolding (ECU), 1975
- 10, Mark LeGree (APP), 2008
- 9, Jeff Varnadoe (CIT), 1970
- 8, Dick Kern (W&M), 1963
- 8, Phillip Aldridge (UTC), 1985
- 8, Reggie Giles (MAR), 1986
- 8, Mark Snyder (MAR), 1987
- 8, J.D. Cauthen (CIT), 1987
- 8, Reggie Solomon (UTC), 1987

## Career

- 24, Corey Lynch (APP), 2003-07
- 22, Jim Bolding (ECU), 1973-76
- 22, Rick Harris (ETSU), 1986-89
- 22, Mark LeGree (APP), 2007-10
- 18, Matt Stevens (APP), 1992-95
- 17, J.D. Cauthen (CIT), 1985-88
- 16, John Mapp (VMI), 1951-53
- 16, Vince Perone, Jr. (FUR), 1972-74
- 16, Tiger Greene (WCU), 1981-84
- 15, Jerome Norris (FUR), 1984-86



App State's Corey Lynch closed his career as the SoCon's all-time leader in interceptions with 24.

# INDIVIDUAL RECORDS



- 15, Mike Mayo (VMI), 1985-87
- 15, Donnie Abraham (ETSU), 1992-95
- 15, Richie Jackson (FUR), 1998-01

## **MOST INTERCEPTION RETURN YARDS**

- Game**
- 154, Jeff Varnadoe (CIT) vs. William & Mary, Oct. 10, 1970
  - 112, Cortez Allen (CIT) vs. Samford, Oct. 31, 2009
  - 109, Don Divers (VT) vs. VMI, Nov. 25, 1954
  - 102, Earthwind Moreland (GSU) vs. Jacksonville State, Sept. 12, 1998
  - 100, Andy Tucker (VMI) vs. Richmond, Sept. 29, 1961
  - 100, Timmy Thrift (WOF) vs. Chattanooga, Oct. 4, 2003
  - 99, Julius Grant (WCU) vs. Marshall, Oct. 31, 1992
  - 99, John Keith (FUR) vs. Chattanooga, Nov. 20, 1999
  - 98, Ryan Hadden (GSU) vs. Chattanooga, Sept. 25, 1999
  - 98, Gary Wilkins (FUR) vs. Appalachian State, Oct. 19, 2013
  - 98, Tyree Robinson (ETSU) at Samford, Sept. 25, 2021

## **Season**

- 251, Jeff Varnadoe (CIT), 1970
- 197, Reggie Pinkney (ECU), 1976
- 189, Donnie Abraham (ETSU), 1995
- 165, A.J. Bryant (GSU), 2004
- 160, Kerr Kump (VMI), 1967
- 160, Reggie Giles (MAR), 1986
- 156, Justin Wozaeh (APP), 2005
- 153, Gerald Hall (ECU), 1976
- 147, Tony Carmignani (FUR), 1961
- 142, Phillip Aldridge (UTC), 1985
- 142, Destin Mack (CIT), 2021

## **Career**

- 453, Rick Harris (ETSU), 1986-89
- 303, Jeff Varnadoe (CIT), 1970-71
- 298, Donnie Abraham (ETSU), 1992-95
- 295, Lucas Webb (UTC), 2014-17
- 261, Kerr Kump (VMI), 1966-68
- 260, A.J. Bryant (GSU), 2002-05
- 248, Matt Stevens (APP), 1992-95
- 240, Ryan Steed (FUR), 2008-11
- 232, Omari Williams (SAM), 2014-17
- 224, Tyree Robinson (ETSU), 2017-21

## **MOST INTERCEPTIONS RETURNED FOR A TOUCHDOWN**

- Game**
- 2, Joel Carter (APP) vs. Wake Forest, Sept. 3, 1983
  - 2, David McCrary (UTC) vs. SW Louisiana, Sept. 17, 1983
  - 2, Tony Tiller (ETSU) vs. Liberty, Oct. 18, 2003
  - 2, Travis Hill (WCU) vs. West Virginia State, Sept. 2, 2004

## **Season**

- 2, Glenn Bates (MAR), 1982
- 2, Joel Carter (APP), 1983
- 2, David McCrary (UTC), 1983
- 2, Rico Mack (APP), 1990
- 2, Venton Bell (FUR), 1991
- 2, Kareem Robinson (UTC), 1995
- 2, Melvin Cunningham (MAR), 1996
- 2, Lavar Rainey (GSU), 2000
- 2, Tony Tiller (ETSU), 2003
- 2, Travis Hill (WCU), 2004
- 2, Anthony Harris (Elon), 2004
- 2, Mitchell Dukes (WCU), 2006
- 2, Ryan Steed (FUR), 2010
- 2, Tevin Floyd (CIT), 2015
- 2, Lucas Webb (UTC), 2015

## **Career**

- 4, Lucas Webb (UTC), 2014-17
- 3, Glenn Bates (MAR), 1982-83
- 3, Donnie Abraham (ETSU), 1992-95
- 3, Chris Edwards (WOF), 1998-01
- 3, Karlos Sullivan (Elon), 2006-09
- 3, Ryan Steed (FUR), 2008-11
- 3, Omari Williams (SAM), 2014-17

## **MOST QUARTERBACK SACKS**

- Game**
- 7, James Russell (ETSU) vs. Glenville St., Sept. 14, 1996
  - 7, Bryan Dailer (FUR) vs. Chattanooga, Nov. 22, 1997
  - 6, Bryan Dailer (FUR) vs. Chattanooga, Nov. 23, 1996
  - 5, Rayford Cannon (APP) vs. Davidson, Oct. 4, 1986
  - 5, Kelly Fletcher (FUR) vs. Newberry, Sept. 24, 1988
  - 5, Kelly Fletcher (FUR) vs. Western Caro., Oct. 28, 1989
  - 5, Devonsha Maxwell (UTC) vs. ETSU, Oct. 16, 2021
  - 4, Louis Cooper (WCU) vs. ETSU, Nov. 10, 1984
  - 4, Derek Summerour (WCU) vs. Marshall, Oct. 14, 1995
  - 4, Tyler Unzicker (UTC) vs. ETSU, Nov. 10, 2001



*Chattanooga's Lucas Webb returned a SoCon-record four interceptions for touchdowns over his four-year career (2014-17).*

- 4, Katon Bethay (WOF) vs. VMI, Oct. 15, 2005
- 4, Mitch McGrath (FUR) at Chattanooga, Oct. 29, 2011
- 4, Solomon Clark (WCU) vs. VMI, Sept. 29, 2018
- 4, Jalen Porter (ETSU) vs. Delaware St., Sept. 18, 2021

## **Season**

- 17.5, Bryan Dailer (FUR), 1997
- 16.0, Kelly Fletcher (FUR), 1989
- 16.0, Anthony Jones (WOF), 2002
- 15.0, Edward Thomas (GSU), 1996
- 15.0, Adrian Hope (FUR), 2018
- 14.5, Kelly Fletcher (FUR), 1988
- 13.5, Keionta Davis (UTC), 2015
- 13.0, Marques Murrell (APP), 2005
- 13.0, Jason Hunter (APP), 2005
- 13.0, Marques Murrell (APP), 2006

## **Career**

- 37.0, Davis Tull (UTC), 2011-14
- 36.5, Josh Jeffries (APP), 1999-02
- 36.0, Marques Murrell (APP), 2003-06
- 32.5, James Russell (ETSU), 1993-96
- 31.5, Kelly Fletcher (FUR), 1986-89
- 31.5, Bryan Dailer (FUR), 1994-97
- 31.0, Keionta Davis (UTC), 2013-16
- 30.5, Anthony Jones (WOF), 1999-02
- 30.0, Louis Cooper (WCU), 1981-85
- 30.0, Edward Thomas (GSU), 1993-96

## **MOST TACKLES FOR LOSS**

- Game**
- 7, James Russell (ETSU) vs. Glenville State, Sept. 14, 1996
  - 6, Avery Hall (APP) vs. Furman, Oct. 24, 1992
  - 6, William Peebles (APP) vs. ETSU, Oct. 1, 1994
  - 6, Lamar Beam (ETSU) vs. Elon, Oct. 19, 2002
  - 6, Porter Johnson (CIT) vs. Western Carolina, Oct. 1, 2005

## **Season**

- 35, Avery Hall (APP), 1992
- 29, Darren Wilson (APP), 1981
- 29, Kelly Fletcher (FUR), 1989
- 28, Anthony Jones (WOF), 2002
- 26.5, Marques Murrell (APP), 2005
- 26, Michale Spicer (WCU), 2002
- 25.5, Matt Palmer (ETSU), 2003
- 25, Sean Swoope (APP), 1992
- 25, Bryan Dailer (FUR), 1997
- 24.5, Jason Hunter (APP), 2005


## **Career**

- 66.0, Anthony Jones (WOF), 1999-02
- 63.0, James Russell (ETSU), 1993-96
- 61.5, Avery Hall (APP), 1989-92
- 59.5, Davis Tull (UTC), 2010-14

- 59.0, Marques Murrell (APP), 2003-06
- 56.0, Bryan Dailer (FUR), 1994-97
- 56.0, K.T. Stovall (APP), 2000-03
- 55.0, Josh Jeffries (APP), 1999-02
- 54.0, Ameet Pall (WOF), 2008-11
- 54.0, Brent Russell (GSU), 2009-12

## **MOST PUNTS BLOCKED**

- Game**
- 3, Gerald Sensabaugh (ETSU) vs. Georgia Southern, Nov. 1, 2003
  - 2, Dino Hackett (APP) vs. ETSU, Nov. 23, 1985
  - 2, Chuck Hill (APP) vs. Liberty, Oct. 10, 1987
  - 2, Chuck Hill (APP) vs. Western Carolina, Nov. 21, 1987
  - 2, Shaun Bennett (WOF) vs. Elon, Oct. 11, 2003
  - 2, Tim Camp (GSU) vs. Morehead State, Nov. 12, 2005
  - 2, John Synovec (CIT) vs. Webber Int'l., Sept. 8, 2007
  - 2, Cam Jackson (CIT) vs. Western Carolina, Nov. 4, 2017
  - 2, Sean-Thomas Faulkner (CIT) at Elon, Sept. 7, 2019



*Furman defensive end Bryan Dailer recorded a league-record 17.5 sacks in 1997, including seven against Chattanooga on Nov. 22.*

## **Abbreviations:**

- APP – Appalachian State
- CIT – The Citadel
- DAV – Davidson
- ECU – East Carolina
- ELON – Elon
- ETSU – ETSU
- FUR – Furman
- GSU – Georgia Southern
- MAR – Marshall
- MER – Mercer
- UR – Richmond
- UTC – Chattanooga
- VMI – VMI
- VT – Virginia Tech
- WCU – Western Carolina
- W&M – William & Mary
- WOF – Wofford
- WVU – West Virginia



# TEAM RECORDS



## POINTS SCORED, QUARTER

49	Davidson vs. Furman (2Q)	1969
41	ETSU vs. Chattanooga (2Q)	2003
37	Ga. Southern vs. Johnson C. Smith (1Q)	Sept. 11, 2004
35	Furman vs. Elon (2Q)	2002
35	Wofford vs. Lincoln (1Q)	Sept. 8, 2012
35	Samford vs. Western Carolina (1Q)	Oct. 6, 2018
32	Furman vs. Davidson (2Q)	1982
31	Furman vs. Presbyterian (2Q)	1991
31	Western Carolina vs. North Carolina A&T (2Q)	1988
31	Chattanooga vs. Western Carolina (2Q)	Sept. 28, 2019

## TOUCHDOWNS SCORED

12	Georgia Southern vs. Johnson C. Smith	Sept. 11, 2004
11	Appalachian State vs. Western Carolina	2007
11	Chattanooga vs. Kentucky State	2001
11	Georgia Southern vs. Fayetteville State	Sept. 4, 1999
11	Davidson vs. Furman	1969
11	Wofford vs. Lincoln	Sept. 8, 2012
11	Georgia Southern vs. Savannah State	Aug. 31, 2013
11	Samford vs. Mars Hill	2016
10	Appalachian State vs. Wofford	Oct. 31, 2008
10	The Citadel at VMI	Nov. 17, 2007
10	The Citadel vs. Webber International	Sept. 8, 2007
10	ETSU vs. Chattanooga	2003
10	Georgia Southern vs. Chattanooga	Sept. 22, 2001
10	Chattanooga vs. Mississippi Valley State	2000
10	Marshall vs. Morehead State	1994
10	Marshall vs. Morehead State	1991
10	VMI vs. UCF	Sept. 25, 1982
10	Georgia Southern vs. Howard	Nov. 10, 2012
10	The Citadel vs. Davidson	Sept. 5, 2015
10	Samford vs. VMI	Oct. 13, 2018
10	Mercer vs. Point	Sept. 2, 2021

## LARGEST MARGIN OF VICTORY

82	Wofford 82, Lincoln 0	Sept. 8, 2012
81	Georgia Southern 84, Johnson C. Smith 3	Sept. 11, 2004
76	The Citadel 76, Webber International 0	Sept. 8, 2007
76	Georgia Southern 76, Fayetteville State 0	Sept. 4, 1999
70	Western Carolina 77, West Virginia State 7	2004
70	Samford 77, Mars Hill 7	2014
69	VMI 69, UCF 0	Sept. 25, 1982
69	Mercer 69, Point 0	Sept. 2, 2021
68	Georgia Southern 77, Savannah State 9	Aug. 31, 2013
63	Davidson 77, Furman 14	1969



Eric Breitenstein ran for a pair of touchdowns in Wofford's 82-0 win over Lincoln on Sept. 8, 2012. The 82-point margin of victory was a SoCon record.

## FIRST DOWNS

40	Mercer vs. Point	Sept. 2, 2021
38	Samford vs. ETSU (OT)	Sept. 25, 2021
37	Samford vs. Western Carolina	Oct. 6, 2018
36	Marshall vs. Western Carolina	1987
36	The Citadel vs. Wofford	Nov. 9, 1985
36	East Carolina vs. Virginia	1975
36	Appalachian State vs. Jacksonville	2010
36	The Citadel vs. Charlotte	Oct. 11, 2014
36	Samford vs. Florida A&M	2015
36	Samford vs. Mars Hill	2016

## FEWEST FIRST DOWNS GAINED

0	Western Carolina vs. NC State	1990
2	Chattanooga vs. Oklahoma	2008
2	VMI at Furman	Sept. 25, 1999
2	VMI at Villanova	Sept. 22, 1962
2	Furman vs. Memphis	1961
4	Western Carolina vs. Florida	2006
4	The Citadel at Mississippi	Oct. 8, 2005
4	VMI vs. Georgia Southern	Oct. 23, 1993
4	Western Carolina at Georgia Southern	Sept. 19, 2009
4	Western Carolina vs. Chattanooga	2014
4	Western Carolina at Wofford	Oct. 19, 2019

## TURNOVERS

11	Furman vs. Chattanooga	1979
10	Appalachian State vs. The Citadel	Sept. 24, 1994
9	The Citadel vs. Georgia Southern	Oct. 23, 2010
8	Western Carolina at The Citadel	Sept. 21, 1996
8	ETSU vs. Appalachian State	1984
8	VMI vs. ETSU	1981
8	Western Carolina vs. ETSU	1975

## PUNTS

13	Chattanooga vs. Oklahoma	Aug. 30, 2008
13	Western Carolina vs. Appalachian State	Nov. 22, 2008
13	Appalachian State at The Citadel	Sept. 21, 1985
13	Furman vs. East Carolina	1972
13	East Carolina vs. Furman	1972
13	VMI at West Virginia	Oct. 4, 1969
13	Furman vs. South Carolina	1949
12	Chattanooga vs. Arkansas	2007
12	Appalachian State vs. Hawaii	2003
12	Furman vs. Appalachian State	1991
12	Western Carolina vs. NC State	1990
12	Davidson vs. Appalachian State	1986
12	Chattanooga vs. Appalachian State	1984
12	Western Carolina at Wofford	Oct. 19, 2019

## PUNT YARDS

616	The Citadel at Clemson	Oct. 4, 1986
528	Appalachian State vs. Hawaii	2003
512	Appalachian State vs. The Citadel	Sept. 21, 1985
502	Chattanooga vs. Oklahoma	Aug. 30, 2008
497	Western Carolina vs. Appalachian State	Nov. 22, 2008
494	Appalachian State vs. Samford	Oct. 12, 2013
492	Chattanooga vs. ETSU	1985
479	Furman vs. Appalachian State	1991
475	Samford at TCU	2014
472	VMI at West Virginia	Oct. 4, 1969

## SACKS BY

11	Georgia Southern vs. Wofford	Sept. 19, 1998
11	Appalachian State vs. Furman	1995
11	Appalachian State vs. ETSU	1994
10	Furman vs. Chattanooga	1997
10	The Citadel vs. Gardner-Webb	Sept. 27, 2014
9	Furman vs. Lehigh	2001*
9	Western Carolina vs. Lenoir-Rhyne	2000
9	Elon vs. Chattanooga	2006
9	Samford at ETSU	Feb. 27, 2021

## PASSES INTERCEPTED BY

7	Marshall vs. Appalachian State	1990
6	Chattanooga vs. Gardner-Webb	1993
6	ETSU vs. Newberry	1991
6	ETSU vs. Valdosta State	1990
6	VMI vs. Virginia Tech (in Roanoke, Va.)	Nov. 26, 1959

## PENALTIES

19	Georgia Southern vs. Johnson C. Smith	Sept. 9, 2000
18	Western Carolina vs. Lenoir-Rhyne	2000
17	Appalachian State vs. Coastal Carolina	2005
16	Chattanooga vs. Furman	2004
16	Appalachian State vs. Western Carolina	2003
16	Georgia Southern vs. Elon	Nov. 15, 2003

15	Wofford vs. NC State	2007
15	Western Carolina vs. Furman	2005
15	Appalachian State vs. Liberty	2001
15	Chattanooga vs. ETSU	2000
15	Appalachian State vs. Chattanooga	1997
15	ETSU vs. Appalachian State	1984
15	Appalachian State vs. ETSU	1984
15	Western Carolina vs. VMI	Nov. 15, 2014

## PENALTY YARDS

197	William & Mary vs. Furman	1962
179	Georgia Southern vs. Elon	Nov. 15, 2003
179	Georgia Southern vs. Johnson C. Smith	Sept. 9, 2000
168	Appalachian State vs. Western Carolina	2003
165	Chattanooga vs. ETSU	2000
155	Western Carolina vs. VMI	Nov. 15, 2014
151	VMI vs. Georgia (in Roanoke, Va.)	Sept. 24, 1966
150	Wofford vs. VMI	March 27, 2021
145	ETSU vs. Georgia Southern	Nov. 3, 1984
142	Chattanooga vs. Furman	2004
142	ETSU at VMI	Sept. 14, 2018

## KICKOFF RETURN YARDS

275	Western Carolina at South Carolina	2016
269	Western Carolina vs. Furman	2007
259	Chattanooga vs. Vanderbilt	2003
250	VMI at Furman	Sept. 22, 2001
250	Western Carolina vs. Tusculum	2010
246	Elon vs. Appalachian State	2007
243	Chattanooga vs. ETSU	2003
241	Furman at Florida	2011
234	Chattanooga vs. UT Martin	1992
232	The Citadel vs. Florida	Nov. 22, 2008

\* indicates NCAA playoff game

## ~ ~ ~ SINGLE SEASON ~ ~ ~

## RUSHING ATTEMPTS

859	Georgia Southern	2002
850	Georgia Southern	2012
849	Georgia Southern	2010
795	Wofford	2003
791	The Citadel	2015
785	Wofford	2016
778	The Citadel	2016
777	Georgia Southern	2011
772	Wofford	2007
768	Georgia Southern	2005

## RUSHING YARDS

5,591	Georgia Southern	2012
5,407	Georgia Southern	2002
4,641	Georgia Southern	2005
4,609	Georgia Southern	1999
4,529	Georgia Southern	2011
4,515	The Citadel	2015
4,439	Georgia Southern	2004
4,375	Wofford	2011
4,311	Appalachian State	2007
4,202	The Citadel	1994

## RUSHING YARDS PER GAME

419.0	Georgia Southern	1999
414.0	Chattanooga	1980
399.4	Georgia Southern	2012
386.8	Georgia Southern	2005
386.2	Georgia Southern	2002
382.0	The Citadel	1994
378.7	Georgia Southern	1998
369.9	Georgia Southern	2004
364.6	Wofford	2011
360.4	Georgia Southern	2013

## FEWEST RUSHING YARDS PER GAME

36.2	Davidson	1986
43.8	Davidson	1985
47.2	The Citadel	1983
58.3	VMI	2018
64.2	Marshall	1985
64.5	Elon	2007
67.9	Marshall	1984
68.2	VMI	2001
68.9	VMI	2000
69.1	VMI	1969



# TEAM RECORDS

## TOUCHDOWNS RUSHING

61	Georgia Southern	1999
56	Georgia Southern	2004
55	Georgia Southern	2012
54	Georgia Southern	2002
53	Appalachian State	2007
53	Georgia Southern	1998
53	The Citadel	1994
50	Georgia Southern	2005
50	Georgia Southern	2011

## PASS ATTEMPTS

585	VMI	2018
561	Samford	2018
546	Samford	2016
531	Samford	2017
515	Elon	2007
507	VMI	2019
496	Chattanooga	1999
493	Marshall	1987
492	Samford	2013
480	Samford	2021

## COMPLETIONS

394	Samford	2018
386	Samford	2016
350	Elon	2007
349	Samford	2017
332	VMI	2018
324	Samford	2015
321	VMI	2019
318	Samford	2021
311	Samford	2013
303	Elon	2010

## PASSING YARDS

4,320	Samford	2018
4,193	Samford	2016
4,001	Samford	2017
3,927	Elon	2007
3,806	Samford	2013
3,777	Marshall	1987
3,730	Chattanooga	2000
3,662	Samford	2015
3,621	Appalachian State	2009
3,591	Chattanooga	1999

## TOUCHDOWN PASSES

38	Samford	2016
34	Samford	2018
32	Appalachian State	2008
32	Elon	2007
31	Marshall	1994
31	Samford	2017
30	Marshall	1996
29	Marshall	1992
29	Samford	2013
28	Chattanooga	1999
28	Marshall	1991
28	Elon	2010

## INTERCEPTIONS THROWN

28	Davidson	1985
26	Western Carolina	1986
26	Western Carolina	2021
25	Marshall	1987
25	Furman	1969
23	VMI	1986
23	The Citadel	1983
23	VMI	1983
23	ETSU	1982
22	Chattanooga	1994
22	ETSU	1991
22	Chattanooga	2003
22	VMI	1987
22	Chattanooga	1986
22	Western Carolina	1985
22	Elon	2011
22	VMI	2015
22	Samford	2021

## TOTAL OFFENSE PLAYS

1,088	Appalachian State	2007
1,061	Furman	2005
1,017	Appalachian State	2009
1,006	Appalachian State	2006
1,001	Appalachian State	2005

1,001	Georgia Southern	2010
981	Georgia Southern	2002
980	Chattanooga	2014
958	Appalachian State	2008
954	Wofford	2007

## TOTAL OFFENSE YARDS

7,325	Appalachian State	2007
6,580	Furman	2005
6,575	Georgia Southern	2002
6,536	Georgia Southern	2012
6,511	Appalachian State	2009
6,491	Appalachian State	2008
6,347	Appalachian State	2005
6,265	Appalachian State	2006
6,090	Georgia Southern	2011
6,069	Georgia Southern	1999

## TOTAL OFFENSE YARDS PER GAME

551.7	Georgia Southern	1999
515.9	Samford	2018
513.9	Samford	2020-21
492.6	Georgia Southern	1998
490.6	Marshall	1992
488.3	Appalachian State	2007
488.3	Georgia Southern	2004
479.7	Samford	2015
473.8	Wofford	1999
471.0	Western Carolina	2021

## POINTS SCORED

641	Appalachian State	2007
564	Georgia Southern	2004
550	Georgia Southern	1999
528	Appalachian State	2006
522	Appalachian State	2008
493	Georgia Southern	2002
492	Georgia Southern	2011
488	Furman	2005
486	Chattanooga	2014
483	Georgia Southern	2012

## FEWEST POINTS ALLOWED\*

93	The Citadel (8.5)	1960
107	Furman (9.7)	1988
107	Furman (9.7)	1983
109	Appalachian State (9.9)	1985
123	Marshall (11.2)	1993
126	Appalachian State (11.5)	1987
132	Georgia Southern (12.0)	2001
135	Furman (12.3)	1989
137	Chattanooga (12.4)	1982
141	Furman (12.8)	1982

\* does not include shortened 2020-21 season

## TOUCHDOWNS SCORED

85	Appalachian State	2007
77	Georgia Southern	2004
76	Georgia Southern	1999
72	Appalachian State	2008
71	Appalachian State	2006
66	Georgia Southern	2002
66	Georgia Southern	2012
65	Georgia Southern	2011
64	Georgia Southern	2005
64	Furman	2005

## FIRST DOWNS

353	Furman	2005
351	Appalachian State	2007
343	Appalachian State	2009
319	Appalachian State	2006
318	Furman	2004
317	Appalachian State	2005
308	Georgia Southern	2012
304	Appalachian State	2008
304	Georgia Southern	2011
298	Samford	2018

## PENALTIES (SINCE 1993)

106	Western Carolina	2003
106	Appalachian State	2005
104	Appalachian State	2001
103	Georgia Southern	2000
101	Marshall	1996
100	ETSU	1997

99	Appalachian State	2007
99	Appalachian State	2006
97	Chattanooga	2004
97	Georgia Southern	2003
97	Appalachian State	2009

## PENALTY YARDS (SINCE 1993)

968	Appalachian State	2001
936	Appalachian State	2005
918	Appalachian State	2006
899	Appalachian State	1999
890	Western Carolina	2003
877	Georgia Southern	2000
876	Appalachian State	2009
875	Western Carolina	2014
868	ETSU	1997
867	Georgia Southern	2012

## SACKS BY

49	Furman	1988
44	Appalachian State	1994
40	Appalachian State	2005
38	Chattanooga	2016
37	Appalachian State	1995
37	Appalachian State	2006
37	Elon	2009
35	Chattanooga	2014
34	Georgia Southern	1998
34	Wofford	2008
34	Chattanooga	2015
34	Furman	2017

## INTERCEPTIONS BY

28	Furman	1986
28	VMI	1959
27	Georgia Southern	1997
25	VMI	1997
24	Furman	1983
23	Chattanooga	1987
23	ETSU	1986
23	The Citadel	1974
22	Wofford	2003
22	Appalachian State	1997
22	Marshall	1988
22	Western Carolina	1983
22	Furman	1982

## ~ ~ ~ MISCELLANEOUS ~ ~ ~

### CONSECUTIVE SOUTHERN CONFERENCE WINS

30	West Virginia	1952-59
26	Appalachian State	2007-10
20	Alabama	1924-26
20	Tulane	1929-32

#SoConFB







# ANNUAL INDIVIDUAL LEADERS



ETSU's Quay Holmes led the SoCon in all-purpose yards in consecutive seasons, ranking in the top six in the nation both times.

1991	Andrew Burr, FUR (12)	11	0	45	14	87	7.9
1992	Troy Brown, MAR (T20)	11	13	1*	0	80	7.3
	David Merrick, MAR	11	0	53	9	80	7.3
1993	Chris Parker, MAR (T9)	15	24	0	0	144	9.6
1994	Chris Parker, MAR (1)	14	24	1*	0	146	10.4
1995	Thomas Haskins, VMI (8)	11	17	1*	0	106	9.6
1996	Randy Moss, MAR (6)	14	28	0	0	174	11.6
1997	Greg Hill, GSU (T26)	13	18	0	0	108	8.3
1998	Adrian Peterson, GSU (2)	15	35	0	0	210	14.0
1999	Adrian Peterson, GSU (1)	15	41	1*	0	248	16.5
2000	Matt Vick, UTC (16)	11	0	31	22	97	8.8
2001	Louis Ivory, FUR (7)	11	19	0	0	114	10.4
2002	Chaz Williams, GSU (3)	14	27	0	0	162	11.6
2003	Danny Marshall, FUR (40)	11	0	31	16	79	7.2
2004	Chaz Williams, GSU (1)	12	25	1*	0	152	12.7
2005	Jayson Foster, GSU (3)	12	21	0	0	126	10.5
2006	Kevin Richardson, APP (2)	15	31	0	0	186	12.4
2007	Jayson Foster, GSU (3)	11	24	2*	0	148	13.5
2008	Dane Romero, WOF (4)	12	23	0	0	138	11.5
2009	Armanti Edwards, APP (10)	12	18	0	0	109	9.0
2010	Eric Breitenstein, WOF (4)	13	22	0	0	132	10.2
2011	Eric Breitenstein, WOF (5)	12	19	0	0	114	9.5
2012	Aaron Mellette, Elon (5)	11	18	0	0	108	9.8
2013	Marcus Cox, APP	12	21	0	0	126	10.5
2014	Denzel Williams, SAM (18)	11	16	0	0	96	8.7
2015	Anthony Pistelli, SAM (7)	11	0	41	20	101	9.2
2016	Detrez Newsome, WCU (11)	11	15	0	0	92	8.4
2017	Antonio Wilcox, FUR (33)	13	15	0	0	90	6.9
	Andre Stoddard, WOF (33)	13	15	0	0	90	6.9
2018	Mitchell Fineran, SAM (19)	11	0	50	13	89	8.1
2019	Alex Ramsey, VMI (3)	12	22	2*	0	134	11.2
2020-21	Mitchell Fineran, SAM (5)	7	0	32	15	77	11.0
2021	Montrell Washington, SAM (4)	11	18	0	0	108	9.8

\*2-point conversions

## ALL-PURPOSE YARDAGE

Year	Player, School	G	Rush-Rec.	PR-KR	Yards	YPG
1970	Phil Mosser, W&M	11	1,286-139	0-447	1,872	170.2
1971	Phil Mosser, W&M	10	885-212	0-617	1,714	171.4
1972	Carlester Crumpler, ECU	11	1,309-4	0-185	1,498	136.2
1973	Ronnie Moore, VMI	11	78-676	164-378	1,296	117.8
1974	Andrew Johnson, CIT	11	1,373-440	0-0	1,813	164.8
1975	Emmitt Hamilton, APP	11	844-291	0-49	1,184	107.6
1976	Jim Kruis, W&M	11	1,164-27	0-17	1,208	109.8
1977	Ray Crisp, MAR	11	6-594	173-772	1,545	140.5
1978	Gerald Harp, WCU	11	46-1,145	5-361	1,557	141.5
1979	Floyd Allen, VMI	11	1,249-169	3-30	1,451	131.9
1980	Stump Mitchell, CIT	11	1,647-57	0-0	1,704	154.9
1981	Stanford Jennings, FUR	11	1,168-183	0-0	1,351	122.8
1982	Jerry Butler, ETSU	11	644-72	79-544	1,339	121.7
1983	Stanford Jennings, FUR (15)	11	1,260-306	0-0	1,566	142.4
1984	Eric Rasheed, WCU (7)	11	19-1,091	0-437	1,547	140.6
1985	John Settle, APP (18)	11	1,340-77	0-0	1,417	128.8
1986	John Settle, APP (6)	11	1,661-117	0-78	1,856	168.7
1987	Ron Darby, MAR (10)	11	1,020-159	0-437	1,616	146.9
1988	Otis Washington, WCU (1)	11	66-907	0-1113	2,086	189.6
1989	George Searcy, ETSU (5)	10	1,324-343	0-0	1,667	166.7
1990	Derrick Hollins, ETSU	11	935-276	0-90	1,301	118.3
1991	Chip Hooks, APP	10	1,062-270	0-0	1,332	133.2
1992	Troy Brown, MAR (3)	11	155-1,109	101-482	1,847	167.9
1993	Chris Parker, MAR (7)	11	1,370-292	0-133	1,795	163.2
1994	Thomas Haskins, VMI (6)	11	1,509-50	0-464	2,023	183.9
1995	Thomas Haskins, VMI (6)	11	1,548-33	0-553	2,134	194.0
1996	Thomas Haskins, VMI (7)	11	1,698-66	216-112	2,092	190.2
1997	Anthony Stringfield, ETSU (22)	11	7-638	332-584	1,547	140.6
1998	Adrian Peterson, GSU (7)	11	1,932-33	0-0	1,965	178.6
1999	Adrian Peterson, GSU (5)	11	1,807-163	0-0	1,970	179.1
2000	Louis Ivory, FUR (3)	11	2,079-14	0-0	2,093	190.3
2001	Louis Ivory, FUR (24)	11	1,492-80	0-0	1,572	142.9
2002	Jeremy Grier, UTC (37)	10	5-521	0-682	1,208	120.8
2003	Jermaine Austin, GSU (31)	11	1,461-8	0-0	1,469	133.5
2004	DaVon Fowlkes, APP (1)	11	82-1,618	194-419	2,313	210.3
2005	Kevin Richardson, APP (18)	15	266-1,433	52-588	2,021	135.9
2006	Tory Cooper, CIT (21)	11	807-247	89-305	1,448	131.6
2007	Mike Malone, WCU (4)	11	563-197	0-1,383	2,143	194.8
2008	Andre Roberts, CIT (14)	12	94-1,334	461-19	1,908	159.0
2009	Terrell Hudgins, Elon (17)	12	0-1,633	0-0	1,633	136.1
2010	Brian Sutherland, UTC (11)	11	180-729	0-941	1,823	165.7
2011	Fabian Truss, SAM (4)	10	847-137	0-790	1,774	177.4
2012	Fabian Truss, SAM (3)	11	1,063-291	0-624	1,978	179.8
2013	Fabian Truss, SAM (3)	12	877-295	295-738	2,205	183.8

2014	Chandler Curtis, MER (43)	12	92-564	271-506	1,433	119.4
2015	Detrez Newsome, WCU (6)	11	1109-281	0-389	1,779	161.7
2016	Detrez Newsome, WCU (1)	11	1031-342	0-970	2,343	213.0
2017	Detrez Newsome, WCU (1)	9	1100-205	0-231	1,536	170.7
2018	Kelvin McKnight, SAM (8)	11	0-1,453	188-0	1,641	149.2
2019	Quay Holmes, ETSU (6)	12	1,143-134	0-628	1,905	158.8
2020-21	Quay Holmes, ETSU (2)	6	640-55	0-399	1,094	182.3
2021	Montrell Washinton, SAM (1)	11	140-813	243-742	1,938	176.2

## KICKOFF RETURNS

Year	Player, School	No	Yards	Avg.
1958	Pete Johnson, VMI	8	251	31.4
1959	Alger Pugh, VT	12	305	25.4
1960	Roger Hale, W&M	14	321	22.9
1961	Dick Drummond, GW	8	330	41.3
1962	Eddie Taylor, CIT	18	377	20.9
1963	Dick Drummond, GW	16	403	25.2
1964	Chuck Albertson, W&M	15	329	21.9
1965	Garrett Ford, WVU	13	353	27.2
1966	Jim McMillan, CIT	21	435	20.7
1967	Jim Burg, VMI	20	424	21.2
1968	Steve Brackett, CIT	20	397	19.9
1969	Bob Duncan, CIT	14	288	20.6
1970	Steve Crislip, FUR	15	438	29.2
1971	Phil Mosser, W&M	26	617	23.7
1972	Doug Gerhart, W&M	12	355	29.5
1973	Dick Pawlewicz, W&M	24	584	24.3
1974	Dick Pawlewicz, W&M	15	426	28.4
1975	Ronnie Moore, VMI	8	230	28.8
1976	Jimmy Kiser, FUR	14	333	23.8
1977	Tony Ball, UTC	13	473	36.4
1978	Charles Fowler, APP	21	555	26.4
1979	Danny Miller, CIT	15	383	25.5
1980	Ronnie Horton, ETSU	30	734	24.5
1981	Mark Bridgman, FUR	15	368	24.5
1982	Jerry Butler, ETSU (5)	21	544	25.9
1983	Danny Abercrombie, MAR (4)	20	535	26.7
1984	Danny Abercrombie, MAR	10	272	27.2
1985	Mark Rudder, FUR (13)	22	499	22.7
1986	Ron Darby, MAR	14	327	23.4
1987	Keith Isom, APP	19	489	25.7
1988	Albert Burt, ETSU (8)	22	568	25.8
1989	Shoun Hershner, UTC (10)	22	554	25.2
1990	Daryl Rogers, FUR	11	260	23.6
1991	Jerry Ellison, UTC (5)	13	368	28.3
	Troy Brown, MAR	12	468	39.0
1992	Kerry Hayes, WCU (7)	20	545	27.3
1993	Kerry Hayes, WCU (2)	16	584	36.5



# ANNUAL INDIVIDUAL LEADERS

1994	Thomas Haskins, VMI (5)	15	464	30.9
1995	Josh Cole, FUR (1)	17	546	32.1
1996	Randy Moss, MAR (1)	14	484	34.6
1997	Stefon Hawkins, UTC (3)	15	407	27.1
1998	Tyron Berrian, FUR (12)	17	461	27.1
1999	Des Kitchings, FUR	12	441	36.8
2000	Richard Holland, VMI (1)	19	628	33.1
2001	Brian Bratton, FUR (1)	14	521	37.2
2002	Bud Pough, CIT (10)	18	487	27.1
2003	Lewis Barr, GSU (3)	20	598	29.9
2004	DaVon Fowlkes, APP (36)	18	419	23.3
2005	Mike Malone, WCU (2)	17	532	31.3
2006	Michael Mayers, Elon (10)	16	408	25.5
2007	Michael Mayers, Elon (7)	30	863	28.8
2008	Bo Williamson, Elon (21)	15	380	25.3
2009	Stephon Shelton, WOF (13)	22	568	25.8
2010	Laron Scott, GSU (20)	44	1,161	26.4
2011	Laron Scott, GSU (3)	34	1,040	30.6
2012	Jerodis Williams, FUR (1)	16	574	35.9
2013	Fabian Truss, SAM (2)	23	738	32.1
2014	Chandler Curtis, MER (4)	17	506	29.8
2015	K'rondis Larry, SAM (31)	23	565	24.6
2016	Detrez Newsome, WCU (28)	40	970	24.2
2017	Thomas Gordon, FUR (12)	14	353	25.2
2018	Dejuan Bell, FUR (22)	10	489	25.7
2019	Korey Bridy, VMI (5)	32	887	27.7
2020-21	T.J. Luther, WOF (1)	6	179	29.8
2021	Calvin Jones, WCU (2)	19	590	31.1

## PUNT RETURNS

Year	Player, School	No.	Yards	Avg.
1964	Billy Cline, ECU	19	175	9.2
1965	Eddie Willis, VMI	24	349	14.5
1966	John Mallory, WVU	17	254	14.9
1967	John Mallory, WVU	36	453	12.6
1968	Kerr Kump, VMI	32	327	10.2
1969	George Hannen, DAV	21	471	22.4
1970	Jeff Varnadoe, CIT	31	406	13.1
1971	Jeff Varnadoe, CIT	33	455	13.8
1972	Dave Ingold, DAV	8	154	19.3
1973	Vince Perone, FUR	20	240	12.0
1974	Devon Ford, APP	35	568	16.2
1975	Devon Ford, APP	21	260	12.4
1976	Gerald Hall, ECU	26	302	11.6
1977	Kenny Mitchell, UTC	20	280	14.0
1978	Kenny Mitchell, UTC	24	242	10.1
1979	Gary Parris, UTC	13	91	7.0
1980	Gary Woodburn, UTC	13	153	11.8
1981	Jerry Butler, ETSU	15	169	11.3
1982	David McCrary, UTC (5)	24	285	11.9
1983	David McCrary, UTC (11)	35	385	11.0
1984	Chas Fox, FUR (15)	25	277	11.1
1985	David McCrary, UTC (6)	28	339	12.1
1986	Jerome Norris, FUR	18	152	8.4
1987	Rodney Landreth, ETSU	23	179	7.8
1988	Mark Stock, VMI	30	260	8.7
1989	Anthony Smith, APP	20	239	12.0
1990	Ricardo Clark, MAR	41	366	8.9
1991	Troy Brown, MAR (2)	24	354	14.8
1992	Kerry Hayes, WCU (5)	16	231	14.4
1993	Dexter Dawson, GSU (13)	32	366	11.4
1994	Timmy Williams, VMI (16)	17	203	11.9
1995	Dexter Dawson, GSU (3)	19	284	15.0
1996	Stefon Hawkins, UTC	14	268	19.1
1997	Tony Young, WOF (9)	12	168	14.0
1998	Corey Joyner, GSU	17	253	14.9
1999	Keyandre Fenn, ETSU (10)	14	196	14.0
2000	Teray Frost, VMI	17	225	13.2
2001	Cecil Moore, ETSU	13	169	13.0
2002	Bear Rinehart, FUR (5)	17	253	14.9
2003	DaVon Fowlkes, APP (31)	26	279	10.7
2004	Teddy Craft, GSU (20)	17	193	11.4
2005	Dwayne Ijames, Elon (39)	21	185	8.8
2006	Dexter Jackson, APP (14)	30	369	12.3
2007	Jordan Hazard, UTC (12)	18	231	12.8
2008	Andre Roberts, CIT (1)	24	461	19.2
2009	Andre Roberts, CIT (6)	14	217	15.5
2010	Greg Adams, CIT (45)	22	158	7.2
2011	Riley Hawkins, SAM	12	133	11.1
2012	Riley Hawkins, SAM (14)	26	276	10.6
2013	Fabian Truss, SAM (4)	20	295	14.8
2014	Tommy Hudson, UTC (28)	16	145	9.1

2015	Dane Forlines, VMI (5)	15	194	7.4
2016	Deandre Schoultz, CIT (10)	29	345	11.9
2017	Brandon Dowdell, UTC (6)	13	164	12.6
2018	Daquan Patten, WCU (25)	11	124	8.9
2019	Montrell Washington, SAM (1)	15	328	21.9
2020-21	Alijah Huzzie, ETSU (5)	9	124	13.8
2021	Montrell Washington, SAM (2)	14	243	17.4

## INTERCEPTIONS

Year	Player, School	No.	Yards
1959	Alger Pugh, VT	5	103
	Ed Hino, GW	5	14
1960	Duncan Morton, DAV	4	18
	Johnny Watkins, VT	4	210
1961	Tony Carmignani, FUR	6	123
1962	Joe Cannarella, CIT	6	49
1963	Dick Kern, W&M	8	116
1964	Lavern Barrs, FUR	6	22
1965	Bobby Ellis, ECU	5	67
	Todd Hicks, ECU	5	55
1966	Bobby Ellis, ECU	7	41
1967	Kerr Kump, VMI	7	160
1968	Steve Garrett, ECU	6	54
	Whit Morrow, DAV	6	75
1969	Jimmy King, CIT	6	79
1970	Jeff Varnadoe, CIT	9	251
1971	Mike Fabian, FUR	5	62
	Jack Patterson, ECU	5	40
	Paul Scolaro, W&M	5	9
1972	Vince Perone, FUR	10	70
1973	Jim Bolding, ECU	7	84
1974	Curtis Boyd, FUR	6	105
1975	Jim Bolding, ECU	10	51
1976	Gerald Hall, ECU	6	153
1977	Kevin White, CIT	7	102
1978	Russ Huesman, UTC	4	72
1979	Al McCloud, UTC	7	68
1980	Chris Carter, CIT	6	68
	Richard Ward, UTC	6	55
1981	Paul Humphries, UTC	6	54
1982	Frank Ladson, VMI	7	29
	Steve Umberger, VMI	7	67
1983	Tiger Greene, WCU	6	26
1984	Tiger Greene, WCU	6	51
1985	Phillip Aldridge, UTC (T6)	8	142
1986	Reggie Giles, MAR (T5)	8	160
1987	J.D. Cauthen, CIT (T5)	8	79
	Reggie Solomon, UTC	8	44
1988	Rick Harris, ETSU (T15)	6	139
	Mike Lowman, UTC	6	28
1989	Ricky Gardin, WCU	4	69
	Shannon Walker, CIT	4	39
	Tony Skole, CIT	4	4
1990	Joe Chirico, MAR	5	37
	Boo Lassister, VMI	5	28
1991	Mark Mayo, APP	5	33
	Dewayne Arkadie, VMI	5	39
	Shannon Walker, CIT	5	33
1992	Torrence Forney, CIT (4)	7	71
1993	Donnie Abraham, ETSU (T8)	7	20
1994	Matt Stevens, APP (T1)	7	67
1995	Donnie Abraham, ETSU (T30)	5	189
	Brancis Williams, GSU	5	62
1996	Ron Faugue, UTC (T19)	6	61
1997	John Keith, FUR (46)	4	103
	Tony Young, WOF	4	92
1998	Arkee Thompson, GSU (T11)	6	47
	Marcus Johnson, CIT	6	33
1999	Arkee Thompson, GSU (T24)	5	74
	Corey Hall, APP	5	76
	Remi Awolowo, APP	5	86
2000	Justin Fryer, WCU	7	78
2001	Tony Tiller, ETSU (5)	7	102
2002	Cam Newton, FUR (15)	6	101
	Musa Sarki, VMI (20)	6	134
	Montreal Harkley, ETSU (20)	6	107
	Rodney Johnson, FUR (20)	6	74
2003	Corey Lynch, APP (4)	6	61
	Montreal Harkley, ETSU	6	75
	Matt Nelson, WOF	6	61
2004	A.J. Bryant, GSU (19)	6	165
2005	Brian Ford, WOF (5)	6	5

#SoConFB

# ANNUAL INDIVIDUAL LEADERS




2006	Brandon Jackson, GSU (T10)	5	17
2007	Corey Lynch, APP (24)	6	114
2008	Mark LeGree, APP (1)	10	32
2009	Mark LeGree, APP (T13)	7	81
2010	Torez Jones, WCU (2)	12	54
2011	Demetrius McCray, APP (18)	5	8
2012	Jaquiski Tartt, SAM (24)	4	132
2013	Chris Armfield, WOF (68)	3	34
2014	Trey Morgan, WCU (5)	6	0
2015	Trey Robinson, FUR (22)	4	1
2016	Dee Delaney, CIT (10)	6	103
2017	Marvin Tillman, WCU (8)	5	80
2018	Tyree Robinson, ETSU (7)	6	95
2019	Artevious Smith, ETSU (10)	5	63
2020-21	Chris Edmonds, SAM (3)	4	90
2021	Destin Mack, CIT (6)	5	142
	Tyree Robinson, ETSU (6)	5	129
	Brandon Dowdell, UTC (6)	5	37
	Jerrell Lawson, UTC (6)	5	44

## PUNTING

Year	Player, School	No.	Yards	Avg.
1953	Jimmy Thacker, DAV	20	858	42.9
1954	Bobby Jordan, VMI	21	812	38.7
1955	Bob Wolfensen, VT	29	1,157	39.9
1956	Bob Snider, WVU	15	585	39.0
1957	Bobby Jordan, VMI	39	1,642	42.1
1958	Sam Horner, VMI	28	1,193	42.6
1959	Paul Maguire, CIT	32	1,370	42.8
1960	Butch Porter, W&M	22	887	40.3
1961	Clyde Marsh, CIT	46	1,863	40.5
1962	Jake Adams, VT	25	970	38.8
1963	Kroghie Andersen, CIT	38	1,581	41.6
1964	Carl Rhodes, VMI	43	1,651	38.4
1965	Mike Bragg, UR	67	2,794	41.7
1966	Mike Bragg, UR	58	2,482	42.8
1967	Mike Bragg, UR	78	3,229	41.4
1968	Jimmy Jordan, FUR	84	3,368	40.1
1969	Carrington Herbert, W&M	68	2,454	36.1
1970	David Cripe, W&M	62	2,449	39.5
1971	Russell Brown, W&M	51	2,183	42.8
1972	Jay Jones, UR	66	2,666	40.4
1973	Joe Parker, APP	59	2,503	42.4
1974	Joe Parker, APP	63	2,788	44.3
1975	Joe Parker, APP	43	1,830	42.6
1976	Joe Parker, APP	50	2,211	44.2
1977	Greg Cater, UTC	58	2,426	41.8

1978	Greg Cater, UTC	68	2,860	42.1
1979	Greg Cater, UTC	62	2,638	42.5
1980	John Johnson, FUR	58	2,345	40.4
1981	John Johnson, FUR	34	1,413	41.6
1982	John Howell, UTC (3)	61	2,616	42.9
1983	Pat Velarde, MAR (1)	64	2,853	44.6
1984	Steve Kornegay, WCU (1)	49	2,127	43.4
1985	George Cimadevilla, ETSU (2)	66	2,948	44.7
1986	Greg Davis, CIT (1)	61	2,723	44.6
1987	Anthony Bare, WCU	55	2,183	39.7
1988	Billy Smith, UTC (6)	79	3,273	41.4
1989	Pumpy Tudors, UTC (1)	65	2,817	43.3
1990	Pumpy Tudors, UTC (3)	63	2,810	44.6
1991	Harold Alexander, APP (1)	64	3,009	47.0
1992	Harold Alexander, APP (1)	55	2,245	40.8
1993	Ronnie McCutchan, FUR (2)	47	2,057	43.8
1994	Josh Siefkin, UTC (12)	42	1,735	41.3
1995	Josh Siefkin, UTC (3)	60	2,484	41.4
1996	Chris Hanson, MAR	38	1,739	45.8
1997	Ken Hinsley, WCU (4)	46	2,032	44.2
1998	Ken Hinsley, WCU (3)	57	2,536	44.5
1999	Brian Reilly, APP (5)	41	1,739	42.4
2000	Nate McKinney, APP (4)	48	2,042	42.5
2001	Jimmy Miner, WOF (8)	48	2,016	42.0
2002	Brent Barth, VMI (3)	64	3,032	47.4
2003	Nate McKinney, APP (3)	74	3,294	44.5
2004	Tim Mayse, WCU (26)	51	2,032	39.8
2005	Tim Mayse, WCU (11)	49	2,048	41.8
2006	Brandon Lane, Elon (11)	35	1,485	42.4
2007	Brandon Lane, Elon (8)	48	2,060	42.9
2008	Brandon Lane, Elon (-)	40	1,659	41.5
2009	Bob Hooper, SAM (13)	73	3,026	41.5
2010	Charlie Edwards, GSU (17)	56	2,298	41.0
2011	Cass Couey, CIT (5)	40	1,719	43.0
2012	Sam Martin, APP (3)	60	2,755	45.9
2013	Bentlee Critcher, APP	52	2,340	45.9
2014	Greg Peranich, SAM (13)	52	2,229	42.9
2015	Matt Shiel, MER (7)	44	1,941	44.1
2016	Ian Berryman, WCU (4)	52	2,335	44.9
2017	Austin Barnard, SAM (2)	54	2,441	45.2
2018	Matt Campbell, CIT (5)	51	2,264	44.4
2019	Matt Campbell, CIT (8)	35	1,542	44.1
2020-21	Landon Parker, ETSU (5)	20	900	45.0
2021	Matt Campbell, CIT (9)	45	1,989	44.2

Note: National ranking in parenthesis



Chattanooga's Pumpy Tudors led the SoCon in punting in 1989 and 1990, with his 1989 average (43.3) leading the FCS and his 1990 mark (44.6) ranking third

# ANNUAL TEAM LEADERS

#SoConFB

## TOTAL OFFENSE

Year	Team	G	Plays	Yards	APP	YPG	TD
1953	West Virginia	9	593	3,398	5.7	339.8	43
1954	West Virginia	9	590	3,014	5.1	334.9	31
1955	West Virginia	10	642	3,845	6.0	384.5	43
1956	Virginia Tech	10	720	3,559	4.9	355.9	40
1957	West Virginia	10	674	3,047	4.5	304.7	27
1958	West Virginia	10	720	3,319	4.6	331.9	38
1959	VMI	10	622	3,206	5.2	320.6	36
1960	Furman	10	638	2,929	4.6	292.9	28
1961	Furman	10	493	2,972	6.0	297.2	19
1962	West Virginia	10	626	3,262	5.2	326.2	30
1963	William & Mary	10	627	2,921	4.7	292.1	22
1964	Virginia Tech	10	600	2,958	4.9	295.8	31
1965	East Carolina	9	663	3,305	5.0	367.2	38
1966	Davidson	9	649	3,017	4.7	335.2	29
1967	Davidson	9	714	3,199	4.5	355.4	27
1968	Richmond	10	763	3,473	4.6	347.3	31
1969	The Citadel	10	781	3,772	4.8	377.2	35
1970	Davidson	10	678	3,589	5.3	358.9	28
1971	The Citadel	11	777	5,030	6.5	457.3	46
1972	William & Mary	11	841	4,357	5.2	396.1	33
1973	East Carolina	11	811	4,245	5.2	385.9	44
1974	William & Mary	11	766	3,905	5.1	355.0	28
1975	Appalachian State	11	861	4,625	5.4	420.5	42
1976	Furman	11	795	4,114	5.2	374.0	26
1977	Western Carolina	11	823	4,471	5.4	406.5	39
1978	Furman	11	817	4,648	5.7	422.5	43
1979	Chattanooga	11	765	4,539	5.9	412.6	47
1980	Chattanooga	11	741	4,554	6.1	414.0	40
1981	Appalachian State	11	832	4,645	5.6	422.3	29
1982	Furman (9)	11	830	4,285	5.2	389.5	38
1983	Furman (3)	11	852	5,084	6.0	462.2	52
1984	Furman (4)	11	768	4,974	6.5	452.2	50
1985	Furman (5)	11	787	5,128	6.5	466.2	51
1986	Furman	11	800	4,007	5.0	364.3	39
1987	Marshall (3)	11	862	4,987	5.8	453.4	43
1988	Marshall (11)	11	845	4,481	5.3	407.4	43
1989	Furman	11	719	4,338	6.0	394.4	45
1990	Furman (15)	11	770	4,590	6.0	417.3	40
1991	Marshall (10)	11	709	4,705	6.6	427.7	55
1992	Marshall (2)	11	796	5,397	6.8	490.6	63
1993	Western Carolina (19)	11	697	4,521	6.5	411.0	29
1994	Marshall (14)	11	764	4,855	6.4	441.4	63
1995	Marshall (1)	11	812	4,642	5.7	422.0	46
1996	Marshall (3)	11	743	5,105	6.9	464.1	62
1997	ETSU (13)	11	764	4,755	6.2	432.3	45
1998	ETSU	11	764	4,755	6.5	432.3	45
1999	Georgia Southern (1)	11	795	6,069	7.6	551.7	71
2000	Chattanooga (8)	11	802	4,989	6.2	453.6	31
2001	Georgia Southern (25)	11	717	4,505	6.3	409.5	48
2002	Georgia Southern (3)	14	981	6,575	6.7	469.6	63
2003	Georgia Southern (19)	11	779	4,561	5.9	414.6	37
2004	Georgia Southern (3)	12	896	5,860	6.5	488.3	77
2005	Furman (7)	14	1,061	6,580	6.2	470.0	64
2006	Appalachian State (3)	15	1,006	6,265	6.2	417.7	66
2007	Appalachian State (1)	15	1,088	7,325	6.7	488.3	85
2008	Wofford (2)	12	814	5,606	6.9	467.2	58
2009	Appalachian State (3)	14	1,017	6,511	6.4	465.1	57
2010	Elon (8)	11	777	4,787	6.2	435.2	46
2011	Wofford (7)	12	836	5,336	6.4	444.7	51
2012	Georgia Southern (8)	13	944	6,536	6.9	466.9	66
2013	Georgia Southern	11	748	4,966	6.8	451.5	50
2014	The Citadel (30)	12	907	5,124	5.6	427.0	42
2015	Samford (7)	11	853	5,277	6.2	479.7	42
2016	Samford (14)	12	868	5,354	6.2	446.2	51
2017	Western Carolina (15)	12	868	5,287	6.1	440.6	47
2018	Samford (4)	11	887	5,675	6.4	515.9	54
2019	Wofford (36)	12	761	4,959	6.5	413.2	50
2020-21	Samford (6)	7	547	3,597	6.6	513.9	31
2021	Western Carolina (8)	11	849	5,181	6.1	471.0	42

## TOTAL DEFENSE

Year	Team	G	Plays	Yards	APP	YPG	TD
1953	West Virginia	9	510	1,835	3.6	183.5	9
1954	Richmond	9	505	1,570	3.1	174.4	9
1955	Davidson	9	496	1,702	3.4	189.1	13
1956	Davidson	9	514	1,885	3.7	209.4	19
1957	Virginia Tech	10	614	2,108	3.4	210.8	22
1958	VMI	10	630	2,216	3.5	221.6	15
1959	Furman	10	582	2,548	4.4	254.8	31
1960	Davidson	8	381	1,779	4.6	222.4	16
1961	Virginia Tech	9	555	2,033	3.7	225.9	15
1962	Virginia Tech	10	612	2,282	3.7	228.2	19
1963	VMI	10	609	2,261	3.7	226.1	19
1964	The Citadel	10	589	2,251	3.8	225.1	17
1965	East Carolina	9	531	1,957	3.7	217.4	12



*The Citadel quarterback Dominique Allen ran for 2,197 yards in his four-year career, helping the Bulldogs finish in the top two in the FCS in rushing offense each year from 2014-17.*

1966	East Carolina	10	655	2,729	4.2	272.9	7
1967	West Virginia	10	654	2,036	3.1	203.6	13
1968	Richmond	10	739	2,748	3.7	274.8	14
1969	Richmond	10	731	2,549	3.5	254.9	22
1970	East Carolina	11	754	3,425	4.5	311.4	29
1971	Richmond	10	654	2,798	4.3	279.8	22
1972	East Carolina	11	692	2,707	3.9	246.1	24
1973	East Carolina	11	703	2,917	4.1	265.2	21
1974	Furman	11	660	2,804	4.2	254.9	19
1975	Furman	11	696	2,031	2.9	184.6	19
1976	East Carolina	11	712	2,355	3.3	214.1	12
1977	VMI	11	718	2,982	4.2	271.1	22
1978	Chattanooga	11	744	2,989	4.0	271.7	26
1979	ETSU	11	720	3,195	4.4	290.5	19
1980	Chattanooga	11	748	3,214	4.3	292.2	22
1981	The Citadel	11	768	2,862	3.7	260.2	18
1982	Chattanooga (4)	11	677	2,201	3.3	200.1	18
1983	Chattanooga (10)	11	715	2,732	3.8	248.4	21
1984	ETSU (15)	11	701	3,065	4.4	278.6	21
1985	Chattanooga (2)	11	769	2,930	3.8	266.4	17
1986	Furman (3)	11	667	2,563	3.8	233.0	17
1987	Chattanooga (12)	11	719	3,075	4.3	279.5	22
1988	Furman (4)	11	696	2,620	3.8	238.2	11
1989	Furman (2)	11	739	2,801	3.8	254.6	13
1990	Marshall (T3)	11	725	2,862	4.0	260.2	37
1991	Furman	11	950	3,623	5.2	312.6	27
1992	Furman (17)	11	712	3,419	4.8	310.8	27
1993	Marshall (11)	11	731	3,278	4.5	298.0	14
1994	Marshall (10)	11	729	3,066	4.2	278.7	21
1995	Marshall (2)	11	673	2,645	3.9	240.5	22
1996	Marshall (41)	11	738	3,519	4.8	319.9	17
1997	ETSU (26)	11	722	3,169	4.4	288.1	31
1998	Western Carolina (10)	11	674	3,086	4.6	280.5	22
1999	Georgia Southern (18)	11	728	3,208	4.4	291.6	20
2000	Appalachian State (38)	11	708	3,319	4.7	301.7	25
2001	Georgia Southern (6)	11	722	2,875	4.0	261.4	16
2002	Wofford (11)	12	752	3,245	4.3	270.4	22
2003	Furman (4)	11	716	2,998	4.2	272.5	17
2004	Georgia Southern (4)	12	741	3,321	4.5	276.8	28
2005	Western Carolina (18)	9	623	2,795	4.5	310.6	22
2006	Appalachian State (17)	15	633	2,812	4.4	255.6	15
2007	The Citadel (47)	11	744	3,921	5.3	356.4	41
2008	Samford (28)	11	717	3,501	4.9	318.3	23
2009	Elon (4)	12	731	2,980	4.1	248.3	17
2010	Wofford (7)	13	834	3,717	4.5	285.9	24
2011	Chattanooga (13)	11	721	3,358	4.7	305.3	23
2012	Wofford (9)	13	867	3,977	4.6	305.9	26
2013	Chattanooga (17)	12	748	3,947	5.3	328.9	28
2014	Chattanooga (4)	14	845	3,889	4.6	277.8	36
2015	Chattanooga (37)	13	815	4,575	5.6	351.9	38
2016	Wofford (5)	14	874	4,021	4.6	287.2	31

# ANNUAL TEAM LEADERS



2017	Chattanooga (25)	11	698	3,590	5.1	326.4	32
2018	Wofford (12)	13	806	3,957	4.9	304.4	30
2019	Wofford (20)	12	725	4,024	5.6	335.3	36
2020-21	Chattanooga (6)	5	311	1,236	4.0	247.2	12
2021	Chattanooga (9)	11	684	3,034	4.4	275.8	19

1960	George Washington	9	344	1,354	3.8	150.4	10
1961	Furman	10	352	1,459	4.2	145.9	11
1962	William & Mary	10	397	1,237	3.1	123.7	9
1963	VMI	10	466	1,449	3.1	144.9	14
1964	George Washington	10	397	1,373	2.9	137.3	16
1965	East Carolina	9	531	881	1.7	97.9	8
1966	George Washington	10	431	1,539	3.6	153.9	10
1967	West Virginia	10	425	821	1.9	82.1	8
1968	Richmond	10	431	1,224	2.8	122.4	6
1969	Richmond	10	465	1,008	2.2	100.8	16
1970	East Carolina	11	484	1,619	3.3	147.2	16
1971	Richmond	10	441	1,616	3.7	161.6	14
1972	East Carolina	11	443	1,200	2.7	109.1	15
1973	East Carolina	11	446	1,406	3.2	127.8	13
1974	East Carolina	11	538	1,981	3.7	180.1	8
1975	Furman	11	521	1,767	3.4	160.6	15
1976	East Carolina	11	493	1,353	2.7	123.0	10
1977	VMI	11	486	1,330	2.7	120.9	13
1978	Chattanooga	11	464	1,098	2.4	99.8	11
1979	Chattanooga	11	494	1,428	2.9	129.8	15
1980	Furman	11	477	1,537	3.2	139.7	10
1981	The Citadel	11	456	1,112	2.4	101.1	10
1982	Chattanooga (7)	11	406	893	2.2	81.2	11
1983	Chattanooga (15)	11	453	1,258	2.8	114.4	9
1984	Furman (11)	11	401	1,133	2.8	103.0	8
1985	Chattanooga (5)	11	400	911	2.3	82.8	7
1986	Furman (18)	11	414	1,506	2.9	112.3	10
1987	Furman	11	499	1,452	2.9	132.0	12
1988	Furman (2)	11	407	1,017	2.5	92.5	5
1989	Furman (19)	11	476	1,391	2.9	126.5	7
1990	Chattanooga	11	480	1,500	3.1	136.4	13
1991	Furman	11	473	1,539	3.3	139.9	12
1992	Marshall	11	442	1,517	3.4	137.9	13
1993	Georgia Southern	11	452	1,516	3.4	137.8	8
1994	Appalachian State	11	442	1,497	3.4	136.1	9
1995	Marshall (17)	11	418	1,272	3.0	115.6	9
1996	ETSU (18)	11	399	1,268	3.2	115.3	12
1997	Georgia Southern (20)	11	400	1,157	2.9	105.2	7
1998	Georgia Southern	11	442	1,553	3.5	141.2	18
1999	Georgia Southern (33)	11	436	1,444	3.3	131.3	13
2000	Furman (45)	11	430	1,498	3.5	136.2	12
2001	Furman (29)	11	413	1,373	3.3	124.8	10
2002	Wofford (32)	12	466	1,511	3.2	125.9	12
2003	Western Carolina (14)	12	507	1,343	2.6	111.9	18
2004	Georgia Southern (23)	12	413	1,451	3.5	120.9	16
2005	The Citadel (54)	11	467	1,706	3.7	155.1	27
2006	Appalachian State (11)	15	530	1,625	3.1	108.3	9
2007	Furman (31)	11	433	1,485	3.4	135.0	22
2008	Samford (17)	11	372	1,140	3.1	103.6	11
2009	Elon (15)	12	407	1,253	3.1	104.4	7
2010	Georgia Southern (28)	15	533	1,905	3.6	127.0	16
2011	Wofford (30)	12	446	1,630	3.7	135.8	17
2012	Wofford (23)	13	467	1,625	3.5	125.0	13
2013	Georgia Southern	11	400	1,764	4.4	160.4	15
2014	Wofford (9)	11	392	1,182	3.0	107.5	19
2015	Wofford (40)	11	392	1,634	4.2	148.5	22
2016	Wofford (11)	14	463	1,425	3.1	101.8	8
2017	Wofford (25)	13	443	1,582	3.6	121.7	16
2018	Wofford (9)	13	412	1,350	3.3	103.8	12
2019	The Citadel (63)	12	418	1,915	4.6	159.6	23
2020-21	ETSU (20)	6	226	687	3.0	114.5	9
2021	Chattanooga (27)	11	408	1,345	3.3	122.3	4

## RUSHING OFFENSE

Year	Team	G	Carries	Yards	APC	YPG	TD
1953	West Virginia	9	477	2,536	5.3	281.8	28
1954	West Virginia	9	480	2,361	4.9	262.3	26
1955	West Virginia	10	489	2,639	5.4	263.9	33
1956	Virginia Tech	10	621	2,835	4.6	283.5	32
1957	West Virginia	10	544	2,339	4.3	233.9	23
1958	VMI	10	426	1,880	4.4	188.0	24
1959	Virginia Tech	10	460	1,759	3.8	175.9	15
1960	Furman	10	486	1,944	4.0	194.4	20
1961	Furman	10	354	1,946	5.5	194.6	15
1962	Furman	10	488	2,268	4.6	226.8	21
1963	Virginia Tech	10	459	1,879	4.1	187.9	21
1964	Virginia Tech	10	465	1,950	4.2	195.0	20
1965	East Carolina	9	454	1,905	4.2	211.7	23
1966	West Virginia	10	452	1,885	4.2	188.5	23
1967	East Carolina	10	569	2,316	4.1	231.6	22
1968	East Carolina	10	486	1,571	3.2	157.1	16
1969	The Citadel	10	504	2,149	4.3	214.9	22
1970	William & Mary	11	598	2,654	4.4	241.3	21
1971	The Citadel	11	537	2,942	5.5	267.5	31
1972	William & Mary	11	613	2,916	4.8	265.1	21
1973	East Carolina	11	638	2,918	4.6	265.3	32
1974	East Carolina	11	643	3,015	4.7	274.1	30
1975	Appalachian State	11	693	3,450	5.0	313.6	32
1976	East Carolina	11	734	3,263	4.4	296.6	28
1977	Chattanooga	11	660	3,332	5.0	302.9	24
1978	Furman	11	615	2,843	4.6	258.5	30
1979	Chattanooga	11	586	2,926	5.0	266.0	30
1980	The Citadel	11	641	3,066	4.8	278.7	32
1981	Furman	11	592	2,879	4.9	261.7	25
1982	Furman (2)	11	672	2,907	4.3	264.3	29
1983	Furman (1)	11	627	3,158	5.0	287.1	36
1984	Furman (2)	11	558	3,100	5.6	281.8	29
1985	Furman (2)	11	581	3,167	5.5	287.9	31
1986	Furman (8)	11	614	2,838	4.6	258.0	30
1987	The Citadel (8)	11	640	2,742	4.3	249.3	22
1988	The Citadel (3)	11	641	3,204	5.0	291.3	34
1989	The Citadel (5)	11	629	2,921	4.6	265.6	27
1990	VMI (5)	11	686	2,960	4.3	269.1	26
1991	VMI (1)	11	703	3,486	5.0	312.6	27
1992	The Citadel (1)	11	672	3,800	5.7	345.5	33
1993	The Citadel (7)	11	650	3,074	4.7	279.5	30
1994	The Citadel (1)	11	633	4,202	6.6	382.0	48
1995	Appalachian State (6)	11	590	2,874	4.9	261.3	31
1996	Georgia Southern (4)	11	599	2,931	4.9	266.5	31
1997	Wofford (3)	10	640	2,922	4.6	292.2	22
1998	Georgia Southern (2)	11	620	4,166	6.7	378.7	53
1999	Georgia Southern (1)	11	654	4,609	7.0	419.0	61
2000	Georgia Southern (3)	11	626	3,642	5.8	331.1	31
2001	Georgia Southern (1)	11	616	3,560	5.8	323.6	42
2002	Georgia Southern (1)	14	859	5,407	6.3	386.2	54
2003	Georgia Southern (1)	11	664	3,692	5.6	335.6	32
2004	Georgia Southern (1)	12	791	4,439	5.8	369.9	56
2005	Georgia Southern (1)	12	768	4,641	6.0	386.8	50
2006	Wofford (2)	11	570	2,910	5.1	264.5	32
2007	Georgia Southern (1)	11	613	3,589	5.4	326.3	38
2008	Wofford (2)	12	669	4,077	6.1	339.8	48
2009	Wofford (2)	11	563	2,972	5.3	270.2	26
2010	Wofford (1)	13	697	3,871	5.6	297.8	35
2011	Wofford (1)	12	728	4,375	6.0	364.6	43
2012	Georgia Southern (1)	14	850	5,591	6.6	399.4	55
2013	Georgia Southern	11	626	3,964	6.3	360.4	44
2014	The Citadel (2)	12	760	4,166	5.5	347.2	34
2015	The Citadel (2)	13	791	4,515	5.7	347.3	41
2016	The Citadel (1)	12	778	4,178	5.4	348.2	32
2017	The Citadel (2)	11	651	3,241	5.0	294.6	22
2018	Wofford (5)	13	663	4,051	6.1	311.6	38
2019	Wofford (3)	12	610	3,669	6.0	305.8	42
2020-21	The Citadel (4)	12	721	2,903	4.0	241.9	19
2021	The Citadel (4)	11	676	2,951	4.4	268.3	30

## RUSHING DEFENSE

Year	Team	G	Carries	Yards	APC	YPG	TD
1953	West Virginia	9	351	975	2.8	108.3	7
1954	West Virginia	9	361	990	2.7	110.0	6
1955	West Virginia	10	406	1,267	3.1	126.7	12
1956	West Virginia	10	467	1,369	2.9	136.9	12
1957	West Virginia	10	443	1,478	3.3	147.8	11
1958	George Washington	8	338	1,076	3.1	134.5	12
1959	Furman	10	440	1,495	3.4	149.5	19

## PASSING OFFENSE

Year	Team	G	Com.-Att.	Pct.	Yards	YPG	TD
1953	George Washington	9	63-177	35.6	1,103	122.6	8
1954	William & Mary	10	60-154	39.0	871	87.1	3
1955	Davidson	9	97-206	47.1	1,351	150.1	7
1956	William & Mary	10	82-184	44.6	913	91.3	6
1957	The Citadel	10	64-131	48.9	1,075	107.5	7
1958	West Virginia	10	107-214	50.0	1,442	144.2	9
1959	VMI	10	79-157	49.7	1,466	146.6	17
1960	VMI	10	103-214	48.1	1,424	142.4	8
1961	The Citadel	10	94-220	42.7	1,354	135.4	10
1962	The Citadel	10	87-212	41.0	1,317	131.7	10
1963	George Washington	9	106-232	45.7	1,351	150.1	8
1964	Richmond	10	107-251	42.6	1,298	129.8	10
1965	East Carolina	9	108-209	51.7	1,400	155.6	14
1966	Davidson	9	162-277	58.5	1,782	198.0	12
1967	Davidson	9	192-323	59.4	2,080	231.1	14
1968	Davidson	9	192-327	58.7	2,139	237.7	14
1969	Richmond	10	185-373	49.6	2,651	265.1	23
1970	Davidson	10	180-358	50.3	2,253	225.3	15
1971	The Citadel	11	113-240	47.1	2,088	189.8	15
1972	David						



# ANNUAL TEAM LEADERS



Samford turned in the 13th-best passing offense in the nation in 2013, with quarterback Andy Summerlin pacing the squad to 292.8 yards per game in the air.

#SoConFB

Year	Team	G	Com.-Att.	Pct.	Yards	YPG	TD
1975	VMI	11	125-236	53.0	1,564	142.2	7
1976	The Citadel	11	125-233	53.6	1,462	132.9	8
1977	Western Carolina	11	184-344	53.5	2,421	220.1	19
1978	Western Carolina	11	155-348	44.5	2,214	201.3	17
1979	Western Carolina	11	158-322	49.1	2,448	222.5	17
1980	Appalachian State	11	190-375	50.7	2,781	252.8	15
1981	Appalachian State	11	231-436	53.0	2,759	250.8	15
1982	Western Carolina	11	162-329	49.2	2,173	197.5	7
1983	The Citadel (10)	11	217-407	54.7	2,530	230.0	15
1984	Marshall (1)	11	223-430	51.9	2,944	267.6	22
1985	VMI	11	197-372	53.0	2,572	233.8	9
1986	Marshall	11	163-336	48.5	2,556	232.5	14
1987	Marshall (2)	11	265-493	53.8	3,777	343.4	23
1988	Marshall (8)	11	196-355	55.2	2,867	260.6	21
1989	Marshall (14)	11	203-326	56.1	2,850	259.1	24
1990	ETSU (15)	11	215-373	57.6	2,781	252.8	13
1991	Marshall (12)	11	186-298	62.4	3,032	275.6	28
1992	Marshall (6)	11	234-372	62.9	3,245	295.0	29
1993	ETSU	11	196-351	55.8	2,428	220.7	15
1994	Marshall	11	201-325	61.8	2,730	248.2	31
1995	ETSU (21)	11	236-409	57.7	2,551	231.9	18
1996	Marshall (13)	11	198-325	60.9	2,763	251.2	30
1997	Appalachian State (22)	11	222-374	59.4	2,738	248.9	19
1998	ETSU (59)	11	142-267	53.2	2,071	188.3	11
1999	Chattanooga (4)	11	300-496	60.5	3,591	326.5	28
2000	Chattanooga (2)	11	289-467	61.9	3,730	339.1	23
2001	VMI (52)	11	226-426	53.1	2,360	214.5	9
2002	Western Carolina (25)	11	201-370	54.3	2,679	243.5	13
2003	Western Carolina (32)	12	257-443	58.0	2,877	239.8	14
2004	Appalachian State (5)	11	264-402	65.7	3,549	322.6	26
2005	Appalachian State (35)	15	255-410	62.2	3,439	229.3	25
2006	Elon (13)	11	238-387	61.5	2,707	246.1	18
2007	Elon (2)	11	350-515	68.0	3,927	357.0	32
2008	Georgia Southern (20)	11	236-408	57.8	2,721	247.4	20
2009	Elon (6)	12	296-460	64.3	3,498	291.5	25
2010	Elon (2)	11	303-453	66.9	3,546	322.4	28
2011	Elon (14)	11	284-428	66.4	3,096	281.5	23
2012	Elon (12)	11	268-408	65.7	3,264	296.7	27
2013	Samford (13)	13	311-492	63.2	3,806	292.8	29
2014	VMI (19)	12	285-472	60.4	3,250	270.8	21
2015	Samford (3)	11	324-465	69.7	3,662	332.9	22
2016	Samford (3)	12	386-546	70.7	4,193	349.4	38
2017	Samford (5)	12	349-531	65.7	4,001	333.4	31
2018	Samford (1)	11	394-561	70.2	4,320	392.7	34
2019	VMI (18)	12	321-507	63.3	3,439	286.6	20
2020-21	Samford (5)	7	199-294	67.7	2,472	353.1	13
2021	Western Carolina (7)	11	282-472	59.7	3,522	320.2	26

## PASSING DEFENSE

Year	Team	G	Com.-Att.	Pct.	Yards	YPG	TD
1953	Richmond	9	34-104	32.7	363	40.3	0
1954	Richmond	9	33-97	34.0	424	47.1	1

1955	George Washington	9	36-107	33.6	417	46.3	2
1956	Davidson	9	38-108	35.2	384	42.7	4
1957	Virginia Tech	10	38-108	35.2	485	48.5	3
1958	VMI	10	60-147	40.8	713	71.3	4
1959	Davidson	9	44-110	40.0	647	71.9	7
1960	The Citadel	10	54-126	42.9	570	57.0	4
1961	Virginia Tech	9	58-136	42.6	689	76.6	4
1962	Virginia Tech	10	77-166	46.4	771	77.1	3
1963	VMI	10	64-143	44.8	743	74.3	5
1964	The Citadel	10	59-162	36.4	755	75.5	6
1965	The Citadel	10	66-132	50.0	812	81.2	7
1966	William & Mary	10	75-166	45.2	978	97.8	9
1967	Richmond	10	193-98	50.1	1,203	120.3	9
1968	Davidson	9	140-74	52.9	1,072	119.1	7
1969	William & Mary	10	110-211	52.1	1,144	114.4	10
1970	The Citadel	11	108-274	39.4	1,280	116.4	9
1971	Richmond	10	98-213	46.0	1,182	118.2	8
1972	The Citadel	11	103-210	49.0	1,312	119.3	9
1973	Furman	11	83-184	45.1	935	85.0	4
1974	Furman	11	62-143	43.4	769	69.9	3
1975	VMI	11	40-113	35.4	562	51.1	9
1976	VMI	10	70-151	46.4	835	83.5	7
1977	Western Carolina	11	86-172	50.0	1,066	96.9	3
1978	VMI	11	94-151	62.2	1,379	125.4	12
1979	Western Carolina	11	74-163	45.4	852	77.5	5
1980	Western Carolina	11	91-183	49.7	1,234	112.2	5
1981	ETSU	11	106-204	52.2	1,407	127.9	6
1982	Appalachian State (5)	11	99-230	43.0	1,217	110.6	5
1983	VMI	11	119-216	55.1	1,471	133.7	11
1984	Western Carolina	11	130-287	45.3	1,685	153.2	12
1985	The Citadel (5)	11	116-270	43.0	1,545	140.5	9
1986	Furman (3)	11	163-336	48.5	2,556	232.5	14
1987	VMI (4)	11	113-221	51.1	1,412	128.4	8
1988	VMI (6)	11	91-212	42.9	1,320	120.0	9
1989	Chattanooga (1)	11	86-186	46.2	1,148	104.4	9
1990	Marshall (5)	11	107-248	43.1	1,343	122.1	7
1991	Appalachian State	12	124-262	47.3	1,583	131.9	6
1992	The Citadel (6)	11	110-218	50.5	1,281	116.5	5
1993	Appalachian State (18)	11	116-235	49.4	1,454	132.2	7
1994	Marshall (10)	11	138-288	47.9	1,472	133.8	8
1995	Furman (33)	11	12-233	52.3	1,368	124.4	5
1996	The Citadel	11	134-190	70.5	1,460	132.7	15
1997	Georgia Southern	11	200-468	42.7	2,241	203.7	15
1998	Western Carolina (13)	11	74-162	45.7	1,018	92.5	5
1999	VMI	11	122-213	57.3	1,458	132.5	8
2000	Georgia Southern (18)	11	151-292	51.7	1,717	156.1	9
2001	Georgia Southern (2)	11	135-257	52.5	1,382	125.6	7
2002	Wofford (14)	12	174-286	60.8	1,734	144.5	10
2003	Furman (1)	11	150-272	55.1	1,461	132.8	5
2004	Georgia Southern (10)	12	180-328	54.9	1,870	155.8	11
2005	Western Carolina (1)	9	113-232	48.7	1,191	132.3	14
2006	Appalachian State (35)	15	216-423	51.1	2,529	168.6	15
2007	Chattanooga (26)	11	174-277	62.8	2,007	182.5	12
2008	Western Carolina (28)	12	178-292	61.0	2,074	172.8	17
2009	Elon (5)	12	176-324	54.3	1,727	143.9	10
2010	Wofford (7)	13	179-335	53.4	1,993	153.3	11
2011	Chattanooga (2)	11	139-258	53.9	1,549	140.8	4
2012	Elon (5)	11	129-245	52.7	1,726	156.9	17
2013	Chattanooga (5)	12	173-282	61.3	1,819	151.6	11
2014	Samford (1)	11	153-272	56.2	1,530	139.1	6
2015	Chattanooga (16)	13	206-333	61.9	2,311	177.8	18
2016	Chattanooga (6)	13	193-345	55.9	2,139	164.5	17
2017	Chattanooga (12)	11	141-246	57.3	1,795	163.2	16
2018	Wofford (41)	13	238-394	60.4	2,607	200.5	18
2019	Furman (6)	13	234-345	67.8	2,176	167.4	14
2020-21	Chattanooga (1)	5	50-86	58.1	498	99.6	4
2021	Chattanooga (2)	11	155-276	56.2	1,689	153.5	15

## SCORING OFFENSE

Year	Team	G	Points	PPG
1953	West Virginia	9	290	32.2
1954	West Virginia	9	209	23.2
1955	West Virginia	10	285	28.5
1956	Virginia Tech	10	264	26.4
1957	VMI	10	201	20.1
1958	West Virginia	10	268	26.8
1959	VMI	10	243	24.3
1960	VMI	10	218	21.8
1961	Furman	10	174	17.4
1962	West Virginia	10	211	21.1
1963	Virginia Tech	10	216	21.6
1964	Virginia Tech	10	224	22.4
1965	East Carolina	9	268	29.8
1966	Davidson	9	209	23.2
1967	East Carolina	10	253	25.3
1968	Richmond	10	241	24.1
1969	Davidson	10	333	33.3

# ANNUAL TEAM LEADERS



1970	Furman	11	261	23.7
1971	The Citadel	11	366	33.3
1972	East Carolina	11	269	24.5
1973	East Carolina	11	352	32.0
1974	East Carolina	11	250	22.7
1975	Appalachian State	11	337	30.6
1976	East Carolina	11	278	25.3
1977	Chattanooga	11	265	24.1
1978	Appalachian State	11	338	30.7
1979	Chattanooga	11	349	31.7
1980	Chattanooga	11	300	27.3
1981	Furman	11	293	26.6
1982	Appalachian State (20)	11	270	24.5
1983	Furman (3)	11	378	34.4
1984	Furman (T6)	11	363	33.0
1985	Furman (7)	11	384	34.9
1986	Furman	11	328	29.8
1987	Marshall (9)	11	340	30.9
1988	Appalachian State (15)	11	324	29.5
1989	Furman (14)	11	345	31.4
1990	Furman (14)	11	345	31.4
1991	Marshall (4)	11	414	37.6
1992	Marshall (1)	11	466	42.4
1993	Georgia Southern	11	329	29.9
1994	Marshall (3)	11	459	41.7
1995	Marshall (9)	11	366	33.3
1996	Marshall (2)	11	465	42.3
1997	Georgia Southern (13)	11	364	33.1
1998	Georgia Southern (2)	11	468	42.5
1999	Georgia Southern (1)	11	550	50.0
2000	Appalachian State (21)	11	375	34.1
2001	Georgia Southern (8)	11	410	37.3
2002	Georgia Southern (6)	14	493	35.2
2003	Wofford (52)	13	374	28.8
2004	Georgia Southern (1)	12	564	47.0
2005	Georgia Southern (6)	12	456	38.0
2006	Appalachian State (3)	15	528	35.2
2007	Appalachian State (2)	15	641	42.7
2008	Appalachian State (5)	14	522	37.3
2009	Appalachian State (12)	14	465	33.2
2010	Appalachian State (7)	13	446	34.3
2011	Georgia Southern (11)	14	492	35.1
2012	Georgia Southern (12)	14	483	34.5
2013	Georgia Southern	11	368	33.5
2014	Chattanooga (20)	14	486	34.7
2015	Samford (18)	11	381	34.6
2016	Samford (12)	12	421	35.1
2017	Furman (22)	13	424	32.6
2018	Samford (9)	11	423	38.5
2019	Furman (23)	13	435	33.5
2020-21	Samford (4)	7	282	40.3
2021	Samford (6)	11	417	37.9

1985	Appalachian State (1)	11	109	9.9
1986	Appalachian State (5)	11	148	13.5
1987	Appalachian State (2)	11	126	11.5
1988	Furman (1)	11	107	9.7
1989	Furman (4)	11	135	12.3
1990	Marshall (7)	11	162	14.7
1991	The Citadel (19)	11	183	16.6
1992	The Citadel (1)	11	143	13.0
1993	Marshall (1)	11	123	11.2
1994	Marshall (7)	11	152	13.8
1995	Georgia Southern	11	168	15.3
1996	Marshall (9)	11	153	13.9
1997	Georgia Southern (16)	11	176	16.0
1998	Appalachian State (10)	11	160	14.5
1999	Georgia Southern (5)	11	171	15.5
2000	Furman (14)	11	178	16.2
2001	Georgia Southern (4)	11	132	12.0
2002	Georgia Southern (7)	14	190	13.6
2003	Wofford (3)	13	183	14.1
2004	Furman (8)	13	216	16.6
2005	Appalachian State (17)	15	282	18.8
2006	Appalachian State (9)	15	223	14.9
2007	Wofford (52)	13	323	24.9
2008	Samford (15)	11	207	18.8
2009	Elon (3)	12	158	13.2
2010	Georgia Southern (11)	15	277	18.5
2011	Chattanooga (17)	11	217	19.7
2012	Wofford (7)	13	216	16.6
2013	Chattanooga (11)	12	245	20.4
2014	Chattanooga (11)	14	271	19.4
2015	Mercer (32)	11	238	21.6
2016	Wofford (6)	14	239	17.1
2017	Samford (35)	12	267	22.2
2018	Wofford (8)	13	247	19.0
2019	Furman (14)	13	267	20.5
2020-21	ETSU (19)	6	113	18.8
2021	Chattanooga (11)	11	188	17.1

Note: National ranking in parenthesis

## SCORING DEFENSE

Year	Team	G	Points	PPG
1953	Furman	9	100	11.1
1954	Richmond	9	54	6.0
1955	Richmond	9	82	9.1
1956	George Washington	10	81	8.1
1957	VMI	10	101	10.1
1958	VMI	10	99	9.9
1959	VMI	10	93	9.3
1960	The Citadel	10	66	6.6
1961	VMI	10	105	10.5
1962	VMI	10	119	11.9
1963	Virginia Tech	10	125	12.5
1964	Davidson	9	152	16.9
1965	East Carolina	9	83	9.2
1966	William & Mary	10	144	14.4
1967	West Virginia	10	117	11.7
1968	Richmond	10	129	12.9
1969	Richmond	10	170	17.0
1970	Furman	11	204	18.5
1971	Richmond	10	159	15.9
1972	Richmond	10	150	15.0
1973	Richmond	10	112	11.2
1974	Furman	11	166	15.1
1975	The Citadel	11	97	8.8
1976	East Carolina	11	116	10.5
1977	VMI	11	15	14.1
1978	Chattanooga	11	192	17.5
1979	ETSU	11	150	13.6
1980	Furman	11	177	16.1
1981	The Citadel	11	151	13.7
1982	Chattanooga (7)	11	137	12.5
1983	Furman (4)	11	107	9.7
1984	Western Carolina	11	166	15.1



The Josh Williams-led Chattanooga defense surrendered 19.7 points per game in 2011, leading the SoCon in scoring defense for the first time since 1982. The Mocs would go on to lead the league in that category twice more in the next three years.



# FCS PLAYOFF HISTORY

## Conferences in the FCS NCAA Playoffs

Conference (First year)	Overall	Titles	Pct.
Missouri Valley (1985)	129-81	12	.614
Independent	60-41	7	.594
<b>Southern (1982)</b>	<b>110-79</b>	<b>8</b>	<b>.582</b>
Big Sky (1979)	99-93	6	.516
Colonial Athletic (1978)	106-109	6	.493
Southland (1982)	69-72	2	.489
Big South (2006)	14-18	0	.438
Ohio Valley (1979)	37-63	2	.370
Patriot (1997)	15-29	0	.341
Great West (2004-11)	1-2	0	.333
Western Athletic (2021)	1-2	0	.333
Pioneer (2013)	2-9	0	.182
Mid-Eastern Athletic (1981)	6-30	0	.167
Northeast (2010)	2-12	0	.143
Southwestern Athletic (1978)	0-20	0	.000

## SoCon vs. FCS leagues

Conference	Overall	Pct.
Big Sky	11-10	.524
Big South	4-4	.500
Colonial Athletic	27-18	.600
Independent	10-8	.556
Mid-Eastern Athletic	10-2	.833
Missouri Valley	13-12	.520
Ohio Valley	12-8	.600
Patriot	5-0	1.000
Southern	10-10	.500
Southland	7-7	.500
Southwestern Athletic	1-0	1.000
<b>Total</b>	<b>110-79</b>	<b>.582</b>

## Championships won

Team	Championships	Years
North Dakota State	9	2011, 2012, 2013, 2014, 2015, 2017, 2018, 2019, 2021
<b>Georgia Southern</b>	6	1985, 1986, 1989, 1990, <b>1999, 2000</b>
Youngstown State	4	1991, 1993, 1994, 1997
<b>Appalachian State</b>	3	<b>2005, 2006, 2007</b>
Eastern Kentucky	2	1979, 1982
James Madison	2	2004, 2016
<b>Marshall</b>	2	<b>1992, 1996</b>
Montana	2	1995, 2001
Boise State	1	1980
Delaware	1	2003
Eastern Washington	1	2010
Florida A&M	1	1978
<b>Furman</b>	1	<b>1988</b>
Idaho State	1	1981
Massachusetts	1	1998
Montana State	1	1984
Northeast Louisiana	1	1987
Richmond	1	2008
Sam Houston	1	2020-21
Southern Illinois	1	1983
Villanova	1	2009
Western Kentucky	1	2002

**Bold denotes championship won as a member of the SoCon**

## Playoff results

1982		
1st round	South Carolina State 17, FURMAN 0	Greenville, S.C.
1983		
1st round	WESTERN CAROLINA 24, Colgate 23	Cullowhee, N.C.
Quarterfinal	FURMAN 35, Boston University 16	Greenville, S.C.
	WESTERN CAROLINA 28, Holy Cross 21	Worcester, Mass.
Semifinal	WESTERN CAROLINA 14, FURMAN 7	Greenville, S.C.
Final	Southern Illinois 43, WESTERN CAROLINA 7	Charleston, S.C.

1984		
1st round	Arkansas State 37, CHATTANOOGA 10	Jonesboro, Ark.
1985		
Quarterfinal	FURMAN 59, Rhode Island 15	Greenville, S.C.
Semifinal	FURMAN 35, Nevada-Reno 12	Greenville, S.C.
Final	Georgia Southern 44, FURMAN 42	Tacoma, Wash.
1986		
1st round	Nicholls State 28, APPALACHIAN STATE 26	Boone, N.C.
	Eastern Kentucky 23, FURMAN 10	Greenville, S.C.
1987		
1st round	APPALACHIAN STATE 20, Richmond 3	Boone, N.C.
	MARSHALL 41, James Madison 12	Huntington, W.Va.
Quarterfinal	APPALACHIAN STATE 19, Georgia Southern 0	Boone, N.C.
	MARSHALL 51, Weber State 23	Huntington, W.Va.
Semifinal	MARSHALL 24, APPALACHIAN STATE 10	Boone, N.C.
Final	Northeast Louisiana 43, MARSHALL 42	Pocatello, Idaho
1988		
1st round	Georgia Southern 38, THE CITADEL 20	Statesboro, Ga.
	FURMAN 21, Delaware 7	Greenville, S.C.
	MARSHALL 7, North Texas 0	Huntington, W.Va.
Quarterfinal	FURMAN 13, MARSHALL 9	Huntington, W.Va.
Semifinal	FURMAN 38, Idaho 7	Greenville, S.C.
Final	FURMAN 17, Georgia Southern 12	Pocatello, Idaho
1989		
1st round	Middle Tenn. 24, APPALACHIAN STATE 21	Murfreesboro, Tenn.
	FURMAN 24, William & Mary 10	Greenville, S.C.
Quarterfinal	FURMAN 42, Youngstown State 23	Greenville, S.C.
Semifinal	Stephen F. Austin 21, FURMAN 19	Greenville, S.C.
1990		
1st round	Georgia Southern 31, THE CITADEL 0	Statesboro, Ga.
	FURMAN 45, Eastern Kentucky 17	Greenville, S.C.
Quarterfinal	Nevada-Reno 42, FURMAN 35 (3OT)	Reno, Nev.
1991		
1st round	Eastern Kentucky 14, APPALACHIAN STATE 3	Richmond, Ky.
	MARSHALL 20, Western Illinois 17 (OT)	Huntington, W.Va.
Quarterfinal	MARSHALL 41, Northern Iowa 13	Huntington, W.Va.
Semifinal	MARSHALL 14, Eastern Kentucky 7	Huntington, W.Va.
Final	Youngstown State 25, MARSHALL 17	Statesboro, Ga.
1992		
1st round	Middle Tenn. 35, APPALACHIAN STATE 10	Murfreesboro, Tenn.
	THE CITADEL 44, North Carolina A&T 0	Charleston, S.C.
	MARSHALL 44, Eastern Kentucky 0	Huntington, W.Va.
Quarterfinal	Youngstown State 42, THE CITADEL 17	Charleston, S.C.
	MARSHALL 35, Middle Tennessee 21	Huntington, W.Va.
Semifinal	MARSHALL 28, Delaware 7	Huntington, W.Va.
Final	MARSHALL 31, Youngstown State 28	Huntington, W.Va.
1993		
1st round	GEORGIA SOUTHERN 14, Eastern Kentucky 12	Statesboro, Ga.
	MARSHALL 28, Howard 14	Huntington, W.Va.
Quarterfinal	Youngstown State 34, GEORGIA SOUTHERN 14	Youngstown, Ohio
	MARSHALL 34, Delaware 31	Huntington, W.Va.
Semifinal	MARSHALL 24, Troy State 21	Huntington, W.Va.
Final	Youngstown State 17, MARSHALL 5	Huntington, W.Va.
1994		
1st round	APPALACHIAN STATE 17, New Hampshire 10 (OT)	Durham, N.H.
	MARSHALL 49, Middle Tennessee 14	Huntington, W.Va.
Quarterfinal	Boise State 17, APPALACHIAN STATE 14	Boise, Idaho
	MARSHALL 28, James Madison 21 (OT)	Huntington, W.Va.
Semifinal	Boise State 28, MARSHALL 24	Boise, Idaho



# FCS PLAYOFF HISTORY



**1995**

1st round	APPALACHIAN STATE 31, James Madison 24 GEORGIA SOUTHERN 24, Troy State 21	Boone, N.C. Troy, Ala.
Quarterfinal	MARSHALL 38, Jackson State 8 Stephen F. Austin 27, APPALACHIAN STATE 17	Huntington, W.Va. Boone, N.C.
Semifinal	Montana 45, GEORGIA SOUTHERN 0 MARSHALL 41, Northern Iowa 24	Missoula, Mont. Huntington, W.Va.
Final	MARSHALL 25, McNeese State 13 Montana 22, MARSHALL 20	Lake Charles, La. Huntington, W.Va.

**1996**

1st round	ETSU 35, Villanova 29 FURMAN 42, Northern Arizona 31	Johnson City, Tenn. Flagstaff, Ariz.
Quarterfinal	MARSHALL 59, Delaware 14 MARSHALL 54, FURMAN 0	Huntington, W.Va. Huntington, W.Va.
Semifinal	Montana 44, ETSU 14 MARSHALL 31, Northern Iowa 14	Missoula, Mont. Huntington, W.Va.
Final	MARSHALL 49, Montana 29	Huntington, W.Va.

**1997**

1st round	GEORGIA SOUTHERN 52, Florida A&M 37	Statesboro, Ga.
Quarterfinal	Delaware 16, GEORGIA SOUTHERN 7	Newark, Del.

**1998**

1st round	GEORGIA SOUTHERN 49, Colgate 28 APPALACHIAN STATE 45, Tennessee State 31	Statesboro, Ga. Boone, N.C.
Quarterfinal	GEORGIA SOUTHERN 52, Connecticut 30 Northwestern St. 31, APPALACHIAN STATE 20	Statesboro, Ga. Natchitoches, La.
Semifinal	GEORGIA SOUTHERN 42, Western Illinois 14	Statesboro, Ga.
Final	Massachusetts 55, GA. SOUTHERN 43	Chattanooga, Tenn.

**1999**

1st round	GEORGIA SOUTHERN 72, Northern Arizona 29 Massachusetts 30, FURMAN 23 OT	Statesboro, Ga. Greenville, S.C.
Quarterfinal	Florida A&M 44, APPALACHIAN STATE 29 GEORGIA SOUTHERN 38, Massachusetts 21	Boone, N.C. Statesboro, Ga.
Semifinal	GEORGIA SOUTHERN 28, Illinois State 17	Statesboro, Ga.
Final	GEORGIA SOUTHERN 59, Youngstown St. 24	Chattanooga, Tenn.

**2000**

1st round	GEORGIA SOUTHERN 42, McNeese State 17 Hofstra 31, FURMAN 24	Statesboro, Ga. Greenville, S.C.
Quarterfinal	APPALACHIAN STATE 33, Troy State 30 GEORGIA SOUTHERN 48, Hofstra 20	Troy, Ala. Statesboro, Ga.
Semifinal	APPALACHIAN STATE 17, W. Kentucky 14 GEORGIA SOUTHERN 27, Delaware 18	Bowling Green, Ky. Statesboro, Ga.
Final	Montana 19, APPALACHIAN STATE 16 (OT) GEORGIA SOUTHERN 27, Montana 25	Missoula, Mont. Chattanooga, Tenn.

**2001**

1st round	GEORGIA SOUTHERN 60, Florida A&M 35 FURMAN 24, Western Kentucky 20	Statesboro, Ga. Greenville, S.C.
Quarterfinal	APPALACHIAN STATE 40, William & Mary 27 GEORGIA SOUTHERN 38, APPALACHIAN STATE 24	Boone, N.C. Statesboro, Ga.
Semifinal	FURMAN 34, Lehigh 17 FURMAN 24, GEORGIA SOUTHERN 17	Greenville, S.C. Statesboro, Ga.
Final	Montana 13, FURMAN 6	Chattanooga, Tenn.

**2002**

1st round	GEORGIA SOUTHERN 34, Bethune-Cookman 0 Villanova 45, FURMAN 38	Statesboro, Ga. Philadelphia, Pa.
Quarterfinal	Maine 14, APPALACHIAN STATE 13 GEORGIA SOUTHERN 31, Maine 7	Boone, N.C. Statesboro, Ga.
Semifinal	Western Kentucky 31, GEORGIA SOUTHERN 28	Statesboro, Ga.

**2003**

1st round	WOFFORD 31, North Carolina A&T 10	Spartanburg, S.C.
Quarterfinal	WOFFORD 34, Western Kentucky 17	Spartanburg, S.C.
Semifinal	Delaware 24, WOFFORD 9	Newark, Del.

**2004**

1st round	New Hampshire 27, GEORGIA SOUTHERN 21 FURMAN 49, Jacksonville State 7	Statesboro, Ga. Greenville, S.C.
Quarterfinal	James Madison 14, FURMAN 13	Greenville, S.C.

**2005**

1st round	APPALACHIAN STATE 34, Lafayette 23 Texas State 50, GEORGIA SOUTHERN 35	Boone, N.C. San Marcos, Texas
Quarterfinal	FURMAN 14, Nicholls State 12 APPALACHIAN STATE 38, Southern Illinois 24	Greenville, S.C. Boone, N.C.
Semifinal	FURMAN 24, Richmond 20 APPALACHIAN STATE 29, FURMAN 23	Richmond, Va. Boone, N.C.
Final	APPALACHIAN STATE 21, Northern Iowa 16	Chattanooga, Tenn.

**2006**

1st round	Montana State 31, FURMAN 13 APPALACHIAN STATE 45, Coastal Carolina 28	Bozeman, Mont. Boone, N.C.
Quarterfinal	APPALACHIAN STATE 38, Montana State 17	Boone, N.C.
Semifinal	APPALACHIAN STATE 49, Youngstown State 24	Boone, N.C.
Final	APPALACHIAN STATE 28, Massachusetts 17	Chattanooga, Tenn.

**2007**

1st round	APPALACHIAN STATE 28, James Madison 27 WOFFORD 23, Montana 22	Boone, N.C. Missoula, Mont.
Quarterfinal	APPALACHIAN STATE 38, Eastern Washington 35 Richmond 21, WOFFORD 10	Boone, N.C. Spartanburg, S.C.
Semifinal	APPALACHIAN STATE 55, Richmond 35	Boone, N.C.
Final	APPALACHIAN STATE 49, Delaware 21	Chattanooga, Tenn.

**2008**

1st round	APPALACHIAN STATE 37, South Carolina State 21 James Madison 38, WOFFORD 35	Boone, N.C. Harrisonburg, Va.
Quarterfinal	Richmond 38, APPALACHIAN STATE 10	Boone, N.C.

**2009**

1st round	APPALACHIAN STATE 20, South Carolina State 13 Richmond 16, ELON 13	Boone, N.C. Richmond, Va.
Quarterfinal	APPALACHIAN STATE 35, Richmond 31	Richmond, Va.
Semifinal	Montana 24, APPALACHIAN STATE 17	Missoula, Mont.

**2010**

1st round	GEORGIA SOUTHERN 41, South Carolina State 16	Statesboro, Ga.
2nd round	GEORGIA SOUTHERN 31, William & Mary 15 APPALACHIAN STATE 42, Western Illinois 14	Williamsburg, Va. Boone, N.C.
Quarterfinal	WOFFORD 17, Jacksonville State 14 Villanova 42, APPALACHIAN STATE 24	Jacksonville, Ala. Boone, N.C.
Semifinal	GEORGIA SOUTHERN 23, WOFFORD 20 Delaware 27, GEORGIA SOUTHERN 10	Spartanburg, S.C. Newark, Del.

**2011**

2nd round	GEORGIA SOUTHERN 55, Old Dominion 48 Maine 34, APPALACHIAN STATE 12	Statesboro, Ga. Boone, N.C.
Quarterfinal	Northern Iowa 28, WOFFORD 21 GEORGIA SOUTHERN 35, Maine 23	Cedar Falls, Iowa Statesboro, Ga.
Semifinal	North Dakota State 35, GEORGIA SOUTHERN 7	Fargo, N.D.

**2012**

2nd round	GEORGIA SOUTHERN 24, Central Arkansas 16 Illinois State 38, APPALACHIAN STATE 37 (OT)	Statesboro, Ga. Boone, N.C.
Quarterfinal	WOFFORD 23, New Hampshire 7 GEORGIA SOUTHERN 49, Old Dominion 35	Spartanburg, S.C. Norfolk, Va.
Semifinal	North Dakota State 14, WOFFORD 7 North Dakota State 23, GEORGIA SOUTHERN 20	Fargo, N.D. Fargo, N.D.

**2013**

1st round	FURMAN 30, South Carolina State 20 Jacksonville State 55, SAMFORD 14	Orangeburg, S.C. Jacksonville, Ala.
2nd round	North Dakota State 38, FURMAN 7	Fargo, N.D.

**2014**

2nd round	CHATTANOOGA 35, Indiana State 14	Chattanooga, Tenn.
Quarterfinal	New Hampshire 35, CHATTANOOGA 30	Durham, N.H.

**2015**

1st round	CHATTANOOGA 50, Fordham 20 THE CITADEL 41, Coastal Carolina 38	Chattanooga, Tenn. Conway, S.C.
2nd round	Jacksonville State 41, CHATTANOOGA 35 (OT) Charleston Southern 14, THE CITADEL 6	Jacksonville, Ala. Charleston, S.C.

# FCS PLAYOFF HISTORY

## 2016

1st round	CHATTANOOGA 45, Weber State 14	Chattanooga, Tenn.
	WOFFORD 15, Charleston Southern 14	Charleston, S.C.
	Youngstown State 38, SAMFORD 24	Youngstown, Ohio
2nd round	WOFFORD 17, THE CITADEL 3	Charleston, S.C.
	Sam Houston State 41, CHATTANOOGA 36	Huntsville, Texas
Quarterfinal	Youngstown State 30, WOFFORD 23 (2OT)	Youngstown, Ohio

## 2017

1st round	Kennesaw State 28, SAMFORD 17	Kennesaw, Ga.
	FURMAN 28, Elon 27	Elon, N.C.
2nd round	WOFFORD 28, FURMAN 10	Spartanburg, S.C.
Quarterfinal	North Dakota State 42, WOFFORD 10	Fargo, N.D.

## 2018

1st round	WOFFORD 19, Elon 7	Spartanburg, S.C.
	Jacksonville State 34, ETSU 27	Jacksonville, Ala.
2nd round	Kennesaw State 13, WOFFORD 10	Kennesaw, Ga.

## 2019

1st round	Kennesaw State 28, WOFFORD 21	Spartanburg, S.C.
	Austin Peay 42, FURMAN 6	Clarksville, Tenn.

## 2020-21

1st round	James Madison 31, VMI 24	Harrisonburg, Va.
-----------	--------------------------	-------------------

## 2021

2nd round	ETSU 32, Kennesaw State 31	Johnson City, Tenn.
Quarterfinal	North Dakota State 27, ETSU 3	Fargo, N.D.

## Current SoCon schools in the playoffs

Team	App.	Won	Lost	Pct.	Champion	Runner-up
The Citadel	5	2	5	.286	0	0
ETSU	3	2	3	.400	0	0
Furman	18	19	17	.528	1	2
Mercer	0	0	0	.000	0	0
Samford	5	2	5	.286	0	0
Chattanooga	4	3	4	.429	0	0
VMI	0	1	0	.000	0	0
Western Carolina	1	3	1	.750	0	1
Wofford	10	9	10	.474	0	0

## SoCon records in the playoffs


	Nonconference	Overall
Opening Round*:	8-7	8-7
Second Round:	47-27	49-29
In Quarterfinals:	25-18	29-22
In Semifinals:	12-9	16-13
In Championship Game:	8-8	8-8
<b>All rounds in FCS Playoffs</b>	<b>100-69</b>	<b>110-79</b>
<b>All rounds percentage</b>	<b>.592</b>	<b>.582</b>

\*. Field was expanded from 16 to 20 teams in 2010. First round of four games was added to start the playoffs. Four more games were added when field expanded in 2013. The 2020-21 playoffs included just 16 teams.

## NCAA FCS Championship game results

Year	Result	Site (Attendance)
1978	Florida A&M 35, Massachusetts 20	Wichita Falls, Texas (13,604)
1979	Eastern Kentucky 30, Lehigh 7	Orlando, Fla. (5,500)
1980	Boise State 31, Eastern Kentucky 29	Sacramento, Calif. (8,157)
1981	Idaho State 34, Eastern Kentucky 23	Wichita Falls, Texas (11,003)
1982	Eastern Kentucky 17, Delaware 14	Wichita Falls, Texas (11,257)
1983	Southern Illinois 43, WESTERN CAROLINA 17	CHARLESTON, S.C. (15,950)
1984	Montana State 19, Louisiana Tech 6	CHARLESTON, S.C. (9,125)
1985	Georgia Southern 44, FURMAN 42	Tacoma, Wash. (5,306)
1986	Georgia Southern 48, Arkansas State 21	Tacoma, Wash. (4,419)
1987	Northeast Louisiana 43, MARSHALL 42	Pocatello, Idaho (11,513)
1988	FURMAN 17, Georgia Southern 12	Pocatello, Idaho (11,500)
1989	Georgia Southern 37, Stephen F. Austin 34	Statesboro, Ga. (25,725)
1990	Georgia Southern 36, Nevada-Reno 13	Statesboro, Ga. (23,204)
1991	Youngstown State 25, MARSHALL 17	Statesboro, Ga. (12,667)
1992	MARSHALL 31, Youngstown State 28	HUNTINGTON, W.VA. (31,304)
1993	Youngstown State 17, MARSHALL 5	HUNTINGTON, W.VA. (29,218)
1994	Youngstown State 28, Boise State 14	HUNTINGTON, W.VA. (27,674)
1995	Montana 22, MARSHALL 20	HUNTINGTON, W.VA. (32,106)
1996	MARSHALL 49, Montana 29	HUNTINGTON, W.VA. (30,052)
1997	Youngstown State 10, McNeese State 9	CHATTANOOGA, TENN. (14,771)
1998	Massachusetts 55, GA. SOUTHERN 43	CHATTANOOGA, TENN. (17,501)
1999	GEORGIA SOUTHERN 59, Youngstown St. 24	CHATTANOOGA, TENN. (20,052)
2000	GEORGIA SOUTHERN 27, Montana 25	CHATTANOOGA, TENN. (17,156)
2001	Montana 13, FURMAN 6	CHATTANOOGA, TENN. (12,698)
2002	Western Kentucky 34, McNeese State 14	CHATTANOOGA, TENN. (12,360)
2003	Delaware 40, Colgate 0	CHATTANOOGA, TENN. (14,281)
2004	James Madison 31, Montana 21	CHATTANOOGA, TENN. (16,771)
2005	APPALACHIAN STATE 21, Northern Iowa 16	CHATTANOOGA, TENN. (20,236)
2006	APPALACHIAN STATE 28, Massachusetts 17	CHATTANOOGA, TENN. (22,808)
2007	APPALACHIAN STATE 49, Delaware 21	CHATTANOOGA, TENN. (23,010)
2008	Richmond 24, Montana 7	CHATTANOOGA, TENN. (17,823)
2009	Villanova 23, Montana 21	CHATTANOOGA, TENN. (14,328)
2010	Eastern Washington 20, Delaware 19	Frisco, Texas (13,027)
2011	North Dakota State 17, Sam Houston State 6	Frisco, Texas (20,586)
2012	North Dakota State 39, Sam Houston State 13	Frisco, Texas (21,411)
2013	North Dakota State 35, Towson 7	Frisco, Texas (19,802)
2014	North Dakota State 29, Illinois State 27	Frisco, Texas (20,918)
2015	North Dakota State 37, Jacksonville State 10	Frisco, Texas (21,836)
2016	James Madison 28, Youngstown State 14	Frisco, Texas (14,423)
2017	North Dakota State 17, James Madison 13	Frisco, Texas (19,090)
2018	North Dakota State 38, Eastern Washington 24	Frisco, Texas (17,802)
2019	North Dakota State 28, James Madison 20	Frisco, Texas (17,866)
2020-21	Sam Houston 23, South Dakota State 21	Frisco, Texas (7,840)
2021	North Dakota State 38, Montana State 10	Frisco, Texas (18,942)

Southern Conference teams and sites listed in caps.



Georgia Southern's J.R. Revere had a 66-yard touchdown run in the Eagles' 59-24 win over Youngstown State in the 1999 title game.

# FCS NATIONAL CHAMPIONS



## 1988: Furman 17, Georgia Southern 12

Dec. 17, 1988, Pocatello, Idaho

Unheralded Furman (13-2) downed Georgia Southern (12-3), 17-12, to capture the 1988 I-AA national championship.

Coach Erk Russell's team scored first when David Cool booted a 55-yard field goal, the longest in school history, to give the Eagles a 3-0 advantage midway through the first quarter. Furman's Frankie DeBusk moved the Paladins 88 yards in 13 plays and his 19-yard pass to Greg Key gave Furman the lead. Glen Connally's 36-yard field goal gave Furman a 10-3 lead at intermission.

After Cool's 48-yard field goal midway through the third quarter made it 10-6, Furman responded and scored on Dwight Sterling's 5-yard run to cap an 80-yard drive. Connally's extra point gave the Paladins a 17-6 cushion late in the third quarter. Georgia Southern's Mark Giles blocked a Bruce Leicht punt and returned it 30 yards for a touchdown with 12:22 left to make the score 17-12.

All-American linebacker Jeff Blankenship intercepted a Raymond Gross pass in the final minutes to seal the title for the Paladins.

	1Q	2Q	3Q	4Q	F
Georgia Southern	3	0	3	6	- 12
Furman	7	3	7	0	- 17

GSU- David Cool 55 FG

FUR- Greg Key 19 pass from Frankie DeBusk (Glen Connally kick)


FUR- Connally 36 FG

GSU- Cool 48 FG

FUR- Dwight Sterling 5 run (Connally kick)

GSU- Mark Giles 39 blocked punt return (pass failed)

Team Stats	FUR	GSU
First Downs	17	14
Rushes-Yards	54-231	52-134
Passing Yards	124	64
Passes	7-11-1	5-17-2
Plays-Yards	65-335	69-198
Fumbles-Lost	2-1	5-1
Penalties-Yards	5-34	3-27
Punts-Average	5-32.2	4-47.3
Possession	33:09	26:51



Sophomore quarterback Frankie DeBusk (22) led Furman to the 1988 national championship with a 17-12 win over Georgia Southern, as the Paladins became the first SoCon team and the first private school to claim the nation's top prize.

## 1992: Marshall 31, Youngstown State 28

Dec. 19, 1992, Huntington, W.Va.

Willy Merrick, taking over the kicking duties after his brother was suspended, booted a game-winning 22-yard field goal with 10 seconds left to lift Marshall (12-3) to the I-AA Championship title with a 31-28 victory over Youngstown State (11-3-1). It was the first field goal of Merrick's career and he added four extra points in the title game.

Marshall led 14-0 at intermission and increased the lead to 28-0 midway through the third quarter. But coach Jim Tressell's Penguins scored 28 straight points to tie the game on Kevin Smith's third touchdown of the day, a 10-yard run with 3:28 to go in the contest setting up Merrick's last-second heroics.

The Thundering Herd drove 76 yards in 14 plays and Michael Payton completed 7-of-9 passes for 60 yards in the game-winning drive. After a Marshall timeout, center Merrick kicked the game-winning field goal squarely through the uprights. Youngstown State drove to its own 29-yard line as the game ended.

	1Q	2Q	3Q	4Q	F
Youngstown State	0	0	14	14	- 28
Marshall	0	14	14	3	- 31

MU- Mike Bartum 6 pass from Michael Payton (Willy Merrick kick)

MU- Orlando Hatchett 5 run (Merrick kick)

MU- Glenn Pedro 1 run (Merrick kick)

MU- Hatchett 22 pass from Payton (Merrick kick)

YSU- Darian Williams 30 pass from Mike Cochran (Jeff Wilkins kick)


YSU- Kevin Smith 4 run (Wilkins kick)

YSU- Smith 1 run (Wilkins kick)

YSU- Smith 10 run (Wilkins kick)

MU- Merrick 25 FG

Team Stats	MU	YSU
First Downs	26	17
Rushes-Yards	42-185	34-116
Passing Yards	270	256
Passes	25-40-1	18-31-2
Plays-Yards	82-455	65-372
Fumbles-Lost	0-0	1-1
Penalties-Yards	7-40	3-20
Punts-Average	5-39.8	6-41.6
Possession	32:03	27:57



Willy Merrick kicked his first career field goal with 10 seconds remaining to send Marshall to its first FCS title with a 31-28 victory over Youngstown State.



# FCS NATIONAL CHAMPIONS

## 1996: Marshall 49, Montana 29

Dec. 21, 1996, Huntington, W.Va.

In its final game in Division I-AA and as a member of the Southern Conference, No. 2-ranked Marshall (15-0) completed a perfect season by downing No. 1-ranked Montana (14-1), 49-29, to win its second national championship in five years. It marked the first time that two undefeated teams had met in the title game. The game was a rematch of the 1995 championship contest, won by Montana, 22-20.

Wide receiver Randy Moss, who would go on to NFL stardom, hauled in nine passes for 220 yards and four touchdowns leading the Thundering Herd to the victory. Moss set playoff records for touchdown receptions (9) and receiving yardage (636).

Coach Bob Pruett's team built a 46-6 lead in the fourth quarter. Eric Kresser tied a school and conference record with his 35th touchdown pass of the season.

Griz quarterback Brian Ah Yat set playoff records for pass completions (36) while wide receiver Joe Douglass set a playoff mark with 13 receptions.

Marshall downed Delaware (59-14), Furman (54-0) and Northern Iowa (31-14) setting up the title game with the Grizzlies.

	1Q	2Q	3Q	4Q	F
Marshall	14	9	16	10	- 49
Montana	0	6	0	23	- 29

- MU- Randy Moss 19 pass from Eric Kresser (Tim Openlander kick)
- MU- Marshall Chapman 61 run (Openlander kick)
- MU- Moss 70 pass from Kresser (kick failed)
- MU- Openlander 20 FG
- MON- Andy Larson 40 FG
- MON- Larson 27 FG
- MU- Moss 54 pass from Kresser (Openlander kick)
- MU- Chapman 9 run (Openlander kick)
- MU- Safety, Ah Yat intentional grounding
- MU- Moss 28 pass from Kresser (Openlander kick)
- MON- Joe Douglass 4 pass from Brian Ah Yat (Dallas Neil pass from Ah Yat)
- MON- Josh Branan 2 run (Neil pass from Ah Yat)
- MU- Openlander 37 FG
- MON- Jeff Paffhausen 18 pass from Ah Yat (Larson kick)

Team Stats	MU	MON
First Downs	21	31
Rushes-Yards	36-217	35-95
Passing Yards	324	335
Passes	18-28-0	36-55-1
Plays-Yards	64-541	90-430
Fumbles-Lost	0-0	2-1
Penalties-Yards	9-79	8-49
Punts-Average	5-38.8	4-42.5
Possession	28:47	31:13



Randy Moss hauled in four touchdown passes in Marshall's 49-29 championship victory over Montana as the Thundering Herd avenged a two-point loss to the Grizzlies in 1995.

## 1999: Georgia Southern 59, Youngstown State 24

Dec. 18, 1999, Chattanooga, Tenn.

Adrian Peterson ran for a playoff record 247 yards on 25 carries and scored three touchdowns as Georgia Southern (13-2) defeated Youngstown State, 59-24, to win the I-AA Championship in Chattanooga, Tenn.

Peterson, along with teammates Bennie Cunningham (129 yards and one touchdown) and Greg Hill (111 yards and one score), all rushed for 100 or more yards. In all, seven different players scored touchdowns for the Eagles.

Youngstown State scored on its first two drives and led 10-7 early in the second quarter, but Georgia Southern amassed 210 of its 638 yards on the ground in the second quarter when the Eagles scored four times to build a 38-14 lead at intermission. After Mark Griffith booted a 30-yard field goal in the third quarter to make the score 38-17, coach Paul Johnson's team scored three touchdowns to put the game out of reach.

The game pitted I-AA's winningest team in the previous 10 years (100), Youngstown State, against Georgia Southern, which amassed more playoff wins than any other team.

	1Q	2Q	3Q	4Q	F
Georgia Southern	10	28	7	14	- 59
Youngstown State	7	7	3	7	- 24

- GSU- Chris Chambers 25 FG
- YSU- Adrian Brown 2 run (Mark Griffith kick)
- GSU- Greg Hill 42 run (Chambers kick)
- YSU- Jeff Ryan 3 run (Griffith kick)
- GSU- Adrian Peterson 3 run (Chambers kick)
- GSU- Bennie Cunningham 57 run (Chambers kick)
- GSU- Peterson 22 run (Chambers kick)
- GSU- Anthony Williams 72 punt return (Chambers kick)
- YSU- Griffith 30 FG
- GSU- Peterson 1 run (Chambers kick)
- GSU- Mark Myers 5 run (Chambers kick)
- GSU- J.R. Revere 66 run (Chambers kick)
- YSU- Brown 1 run (Griffith kick)

Team Stats	GSU	YSU
First Downs	24	17
Rushes-Yards	59-638	44-163
Passing Yards	17	175
Passes	1-4-0	11-20-1
Plays-Yards	63-655	64-338
Fumbles-Lost	1-0	1-0
Penalties-Yards	9-82	3-11
Punts-Average	1-25.0	7-36.0
Possession	27:47	32:13



Adrian Peterson shredded the Youngstown State defense for 247 yards and three touchdowns to give Georgia Southern its fifth national championship and first in nine seasons.

#SoConFB

# FCS NATIONAL CHAMPIONS



## 2000: Georgia Southern 27, Montana 25

Dec. 16, 2000, Chattanooga, Tenn.

Adrian Peterson rushed for 148 yards and two touchdowns and Georgia Southern withstood a fourth-quarter rally to defeat Montana 27-25 to win the school's second consecutive and sixth overall national crown.

Georgia Southern led 13-0 after one quarter when James McCoy recovered a fumble in the end zone for a score and Chris Johnson hauled in a 49-yard TD pass from J.R. Revere. After Chris Snyder put Montana on the board with a 38-yard field goal, Peterson bulled in from one-yard out to make the score 20-3 at halftime.

But Montana scored on three possessions in the second half to take a 23-20 lead in the fourth quarter. John Edwards connected with Etu Molden on a 17-yard scoring strike, Vince Huntsberger rambled 65 yards for a score and Yo Humphrey scored from two-yards out to give the Penguins the lead.

The Eagles answered on their first play from scrimmage when Peterson ran 57-yards to give Georgia Southern a 27-23 lead with 11:29 left. Montana scored with 15 seconds left when Scott Shelton was tackled in the end zone rather than attempt a punt.

	1Q	2Q	3Q	4Q	F
Georgia Southern	13	7	0	7	- 27
Montana	3	0	6	16	- 25

- GSU- James McCoy fumble recovery in end zone (Scott Shelton kick)
- GSU- Chris Johnson 49 pass from J.R. Revere (kick failed)
- UM- Chris Snyder 38 FG
- GSU- Adrian Peterson 1 run (Shelton kick)
- UM- Etu Molden 17 pass from John Edwards (kick failed)
- UM- Vince Huntsberger 65 run (kick failed)
- UM- Yo Humphrey 2 run (Humphrey pass from Edwards)
- GSU- Peterson 57 run (Shelton kick)
- UM- Team Safety, Shelton tackled in end zone

Team Stats	GSU	UM
First Downs	14	28
Rushes-Yards	51-277	36-211
Passing Yards	113	276
Passes	5-8-0	29-52-2
Plays-Yards	59-390	88-487
Fumbles-Lost	4-2	2-1
Penalties-Yards	8-60	5-36
Punts-Average	6-39.2	4-28.8
Possession	27:39	32:32



Adrian Peterson rushed for 148 yards and two of Georgia Southern's four touchdowns as it rallied past Montana to win its sixth national championship.

## 2005: Appalachian State 21, Northern Iowa 16

Dec. 16, 2005, Chattanooga, Tenn.

Appalachian State (12-3) rallied from a 16-7 halftime deficit to post a 21-16 victory over Northern Iowa and claim the 2005 national championship in Chattanooga, Tenn.

Without quarterback Richie Williams, who missed the first half with a severe ankle injury, the Mountaineer offense sputtered and Northern Iowa took advantage as Brian Wingert kicked field goals of 50, 26 yards and 21 yards and David Horn scored from two yards out. Kevin Richardson kept Appalachian State in the game with a five-yard touchdown run.

Richardson's one-yard run in the third quarter closed the game to 16-14. Midway through the fourth quarter, Appalachian State defensive end Marques Murrell stripped the ball from Northern Iowa quarterback Eric Sanders. Jason Hunter scooped up the ball and rambled 15 yards for the game-winning score with 9:14 to play to the delight of the more than 12,000-plus Appalachian State fans that made the trip to Tennessee for the contest.

Murrell and Hunter combined for two sacks down the stretch to snuff out a Northern Iowa rally.

	1Q	2Q	3Q	4Q	F
Appalachian State	0	7	7	7	- 21
Northern Iowa	6	10	0	0	- 16

- UNI- Brian Wingert 50 FG
- UNI- Wingert 26 FG
- APP- Kevin Richardson 5 run (Julian Rauch kick)
- UNI- David Horn 2 run (Wingert kick)
- UNI- Wingert 21 FG
- APP- Richardson 1 run (Rauch kick)
- APP- Jason Hunter 15 fumble recovery (Rauch kick)

Team Stats	APP	UNI
First Downs	18	21
Rushes-Yards	28-46	47-102
Passing Yards	252	181
Passes	19-42-1	17-31-0
Plays-Yards	60-298	78-283
Fumbles-Lost	2-2	3-1
Penalties-Yards	4-40	5-45
Punts-Average	7-41.9	9-37.9
Possession	23:34	36:26



Zach Johnson (10) and Richie Williams (7) celebrate as Appalachian State wrapped up its first national championship with a 21-16 come-from-behind win over Northern Iowa.

## 2006: Appalachian State 28, Massachusetts 17

Dec. 15, 2006, Chattanooga, Tenn.

Kevin Richardson scored four touchdowns to lead No. 1-ranked Appalachian State (14-1) to a 28-17 victory over No. 3-ranked Massachusetts. Richardson also rushed for 179 of Appalachian State's 285 yards on the ground.

The Minutemen scored on their first possession to take a 7-0 lead when Matt Lawrence scored from 1 yard out. The Mountaineers answered when Richardson burst through the line for a 45-yard score with 1:15 left in the first quarter. Richardson's 6-yard TD run with 49 seconds left in the half gave Appalachian State a 14-7 lead.

Liam Coen connected with Brad Lisorti for a 17-yard score with 4:22 left in the third quarter. Tied 14-14 entering the fourth quarter, Appalachian State took the lead for good when Richardson scored on a four-yard jaunt with 13:22 to go. Following a 42-yard field goal by Chris Koeplin for the Minutemen, Richardson scored again, this time from 2 yards out with 1:51 to go to put the game out of reach.

An overflow crowd of 22,808 were on hand for the contest, including some 15,000 Mountaineers fans on hand to watch Appalachian State repeat as national champion.

	1Q	2Q	3Q	4Q	F
Appalachian State	7	7	0	14	- 28
Massachusetts	7	0	7	3	- 17

- UM- Matt Lawrence 1 run (Chris Koeplin kick)
- APP- Kevin Richardson 45 run (Julian Rauch kick)
- APP- Richardson 6 run (Rauch kick)
- UM- Brad Listorti 17 pass from Liam Coen (Koeplin kick)
- APP- Richardson 4 run (Rauch kick)
- UM- Koeplin 42 FG
- APP- Richardson 2 run (Rauch kick)

Team Stats	APP	UMass
First Downs	24	19
Rushes-Yards	53-285	32-151
Passing Yards	146	221
Passes	12-19-1	20-33-2
Plays-Yards	72-431	65-372
Fumbles-Lost	0-0	0-0
Penalties-Yards	3-15	2-25
Punts-Average	4-31.5	4-44.8
Possession	33:10	26:50



Kevin Richardson rushed for 179 yards and four touchdowns as Appalachian State became just the fifth team to repeat as national champion.

## 2007: Appalachian State 49, Delaware 21

Dec. 14, 2007, Chattanooga, Tenn.

Three months after Appalachian State (13-2) stunned the college football world with a 34-32 upset at No. 5-ranked Michigan, coach Jerry Moore's team closed the deal with a 49-21 victory over Delaware (11-4) to annex its third consecutive national title.

Armanti Edwards threw for three touchdowns as the Mountaineers built a 21-0 lead and cruised to the win over the Blue Hens to become only the third team to win three straight FCS national crowns.

Kevin Richardson, Devon Moore, Daniel Kilgore and Dexter Jackson all scored first-half touchdowns as the Mountaineers led 28-7 at intermission as most of the 23,010 fans in attendance stood throughout awaiting the three-peat.

Richards caught an 8-yard TD pass late in the third quarter but Delaware's Omar Cuff answered with a touchdown of his own with 54 seconds left in the third quarter. Richardson and Trey Elder scored fourth quarter touchdowns to put the game out of reach.

Edwards completed 9-of-15 passes for 198 yards and rushed for 89 more in the triumph.

	1Q	2Q	3Q	4Q	F
Delaware	0	7	7	7	- 21
Appalachian State	14	14	7	14	- 49

- APP- Kevin Richardson 19 pass from Armanti Edwards (Julian Rauch kick)
- APP- Devon Moore 46 run (Rauch kick)
- APP- Daniel Kilgore fumble recovery in end zone (Rauch kick)
- UD- Mark Duncan 39 pass from Joe Flacco (Jon Striefsky kick)
- APP- Dexter Jackson 60 pass from Edwards (Rauch kick)
- APP- Richardson 8 pass from Edwards (Rauch kick)
- UD- Omar Cuff 1 run (Striefsky kick)
- APP- Richardson 6 run (Rauch kick)
- APP- Trey Elder 53 run (Rauch kick)
- UD- Duncan 75 kickoff return (Striefsky kick)

Team Stats	Del	APP
First Downs	24	26
Rushes-Yards	31-98	51-358
Passing Yards	334	198
Passes	23-48-0	9-15-0
Plays-Yards	79-432	66-556
Fumbles-Lost	0-0	1-0
Penalties-Yards	9-94	9-87
Punts-Average	4-32.8	4-38.2
Possession	27:53	32:07



Armanti Edwards amassed 287 total yards (198 passing, 89 rushing) and threw three touchdown passes in a 49-21 rout of Delaware to lead Appalachian State to its record-breaking third straight FCS title in 2007.

## INDIVIDUAL RECORDS

### Most points

32, Adrian Peterson (GSU) vs. Massachusetts, 12/4/99  
 24, John Bagwell (FUR) vs. Ga. Southern, 12/21/85  
 24, Chris Parker (MAR) vs. Delaware, 12/4/93  
 24, Randy Moss (MAR) vs. Montana, 12/21/96  
 24, Greg Hill (GSU) vs. Florida A&M, 11/29/97  
 24, Kevin Richardson (APP) vs. Montana State, 12/2/06  
 24, Kevin Richardson (APP) vs. Massachusetts, 12/15/06  
 24, Armanti Edwards (APP) vs. Richmond, 12/7/07  
 24, Dane Romero (WOF) vs. James Madison, 11/29/08  
 24, Jerick McKinnon (GSU) at Old Dominion, 12/8/2012

### Yards rushing

333, Adrian Peterson (GSU) vs. Massachusetts, 12/4/99  
 316, Jerick McKinnon (GSU) vs. Central Arkansas, 12/1/2012  
 313, Armanti Edwards (APP) vs. Richmond, 12/7/07  
 264, DeAndre Presley (APP) vs. Western Illinois, 12/4/10  
 255, Dominique Swope (GSU) vs. Old Dominion, 12/3/11  
 247, Adrian Peterson (GSU) vs. Youngstown State, 12/18/99  
 247, Eric Breitenstein (WOF) vs. New Hampshire, 12/1/12  
 238, Greg Hill (GSU) vs. Florida A&M, 11/29/97  
 236, John Settle (APP) vs. Nicholls State, 11/29/86  
 232, Adrian Peterson (GSU) vs. Connecticut, 12/5/98

### Rushing attempts

41, Chris Parker (MAR) vs. Troy State, 12/11/93  
 40, Chris Parker (MAR) vs. Howard, 12/18/95  
 38, Chris Parker (MAR) vs. Boise State, 12/10/94  
 37, John Settle (APP) vs. Nicholls State, 11/29/86  
 36, Chris Parker (MAR) vs. Middle Tennessee State, 11/26/94  
 35, Jimmy Watkins (APP) vs. William & Mary, 12/1/01  
 34, Ron Darby (MAR) vs. Appalachian State, 12/12/87  
 34, Adrian Peterson (GSU) vs. Delaware, 12/9/00  
 33, Chris Parker (MAR) vs. Delaware, 11/27/93  
 33, Damon Scott (APP) vs. James Madison, 11/25/95  
 33, Adrian Peterson (GSU) vs. Connecticut, 12/5/98  
 33, Louis Ivory (FUR) vs. Hofstra, 11/25/00  
 33, Louis Ivory (FUR) vs. Western Kentucky, 12/1/01  
 33, Terrance McCall (APP) vs. Tennessee State, 11/28/98  
 33, Dominique Allen (CIT) at Coastal Carolina, 11/28/15

### Touchdowns rushing

5, Adrian Peterson (GSU) vs. Massachusetts, 12/4/99  
 4, John Bagwell (FUR) vs. Georgia Southern, 12/21/85  
 4, Chris Parker (MAR) vs. Delaware, 12/4/93  
 4, Greg Hill (GSU) vs. Northern Arizona, 11/27/99  
 4, Jimmy Watkins (APP) vs. William & Mary, 12/1/01  
 4, Kevin Richardson (APP) vs. Montana State, 12/2/06  
 4, Kevin Richardson (APP) vs. Massachusetts, 12/15/06  
 4, Kevin Richardson (APP) vs. Richmond, 12/7/07  
 4, Dane Romero (WOF) vs. James Madison, 11/29/08  
 4, Jerick McKinnon (GSU) at Old Dominion, 12/8/12

### Yards passing

474, Tony Petersen (MAR) vs. Northeast Louisiana, 12/19/87  
 449, Eric Kresser (MAR) vs. Delaware, 11/30/96  
 433, Armanti Edwards (APP) vs. South Carolina St., 11/29/08  
 396, Devlin Hodges (SAM) at Kennesaw State, 11/25/17  
 387, Tony Petersen (MAR) vs. James Madison, 11/28/87  
 376, Jeff Gilbert (WCU) vs. Colgate, 11/26/83  
 373, Jamal Jackson (APP) vs. Illinois State, 12/1/12  
 372, Devlin Hodges (SAM) at Youngstown State, 11/26/16  
 367, Richie Williams (APP) vs. Southern Illinois, 12/3/05  
 363, Michael Payton (MAR) vs. Youngstown State, 12/21/91

### Completions

39, Devlin Hodges (SAM) at Kennesaw State, 11/25/17  
 33, Jamal Jackson (APP) vs. Illinois State, 12/1/12  
 33, Devlin Hodges (SAM) at Youngstown State, 11/26/16  
 31, DeAndre Presley (APP) vs. Villanova, 12/11/10  
 30, Michael Payton (MAR) vs. Youngstown State, 12/21/91  
 30, Seth Morgan (VMI) at James Madison, 4/24/21  
 29, Greg Ryan (ETSU) vs. Montana, 12/7/96  
 29, Armanti Edwards (APP) vs. South Carolina St., 11/29/08  
 28, Jeff Gilbert (WCU) vs. Holy Cross, 12/3/83  
 28, Tony Petersen (MAR) vs. Northeast Louisiana, 12/19/87  
 28, Armanti Edwards (APP) vs. Montana, 12/12/09  
 28, Jacob Huesman (UTC) at New Hampshire, 12/12/14

### Passing attempts

66, Devlin Hodges (SAM) at Kennesaw State, 11/25/17  
 56, DeAndre Presley (APP) vs. Villanova, 12/11/10  
 54, Tony Petersen (MAR) vs. Northeast Louisiana, 12/19/87  
 54, Armanti Edwards (APP) vs. Montana, 12/12/09  
 52, Jeff Gilbert (WCU) vs. Holy Cross, 12/3/83  
 51, Greg Ryan (ETSU) vs. Montana, 12/7/96  
 51, Devlin Hodges (SAM) at Youngstown State, 11/26/16  
 50, Seth Morgan (VMI) at James Madison, 4/24/21  
 49, Joe Burchette (APP) vs. Montana, 12/9/00  
 47, Jeff Gilbert (WCU) vs. Colgate, 11/26/83

### Touchdown passes

4, Tony Petersen (MAR) vs. James Madison, 11/28/87  
 4, Tony Petersen (MAR) vs. Weber State, 12/5/87  
 4, Tony Petersen (MAR) vs. Northeast Louisiana, 12/19/87  
 4, Eric Kresser (MAR) vs. Montana, 12/21/96  
 4, Ingle Martin (FUR) vs. Jacksonville State, 11/27/04  
 4, Armanti Edwards (APP) vs. South Carolina St., 11/29/08  
 3, Jeff Gilbert (WCU) vs. Colgate, 11/26/83  
 3, Jeff Gilbert (WCU) vs. Holy Cross, 12/3/83  
 3, Michael Payton (MAR) vs. Northern Iowa, 12/7/91  
 3, Todd Donnan (MAR) vs. Middle Tennessee State, 12/5/92  
 3, Todd Donnan (MAR) vs. Middle Tennessee State, 11/26/94  
 3, Greg Ryan (ETSU) vs. Villanova, 11/30/96  
 3, Richie Williams (APP) vs. Southern Illinois, 12/3/05  
 3, Armanti Edwards (APP) vs. Coastal Carolina, 11/25/06  
 3, Armanti Edwards (APP) vs. Richmond, 12/7/07  
 3, Armanti Edwards (APP) vs. Delaware, 12/14/07  
 3, Devlin Hodges (SAM) at Youngstown State, 11/26/16  
 3, Tyler Riddell (ETSU) vs. Kennesaw State, 12/4/21

### Receptions

13, Sean Price (APP) vs. Illinois State, 12/1/12  
 13, Jakob Herres (VMI) at James Madison, 4/24/21  
 12, Bear Rinehart (FUR) vs. Villanova, 11/30/02  
 12, Terrell Hudgins (Elon) vs. Richmond, 11/28/09  
 12, Chris Shelling (SAM) at Kennesaw State, 11/25/17  
 11, Anthony Stringfield (ETSU) vs. Montana, 12/7/96  
 11, Troy Albea (APP) vs. Montana, 12/9/00  
 11, Justin Stepp (FUR) vs. Richmond, 12/3/05  
 11, Andrew Peacock (APP) vs. Illinois State, 12/1/12  
 11, Karel Hamilton (SAM) at Youngstown State, 11/26/16  
 11, Kelvin McKnight (SAM) at Youngstown State, 11/26/16

### Receiving yards

288, Randy Moss (MAR) vs. Delaware, 11/30/96  
 220, Randy Moss (MAR) vs. Montana, 12/21/96  
 195, Mike Barber (MAR) vs. Northeast Louisiana, 12/19/87  
 189, Troy Brown (MAR) vs. Middle Tennessee State, 12/5/92  
 188, Troy Brown (MAR) vs. Eastern Kentucky, 11/28/92  
 186, Brian Dowler (MAR) vs. Northern Iowa, 12/7/91  
 186, Chris Shelling (SAM) at Kennesaw State, 11/25/17  
 177, Troy Albea (APP) vs. Montana, 12/9/00  
 171, Jakob Herres (VMI) at James Madison, 4/24/21  
 167, Terrell Hudgins (Elon) vs. Richmond, 11/28/09  
 167, Sean Price (APP) vs. Illinois State, 12/1/12

### Touchdowns receiving

4, Randy Moss (MAR) vs. Montana, 12/21/96  
 3, Keith Baxter (MAR) vs. Weber State, 12/5/87  
 3, Brian Dowler (MAR) vs. Northern Iowa, 12/7/91  
 3, Troy Brown (MAR) vs. Middle Tennessee State, 12/5/92  
 3, Randy Moss (MAR) vs. Delaware, 11/30/96  
 3, Corey Joyner (GSU) vs. Western Illinois, 12/5/98  
 3, Kelvin McKnight (SAM) at Youngstown State, 11/26/16  
 2, Eric Rasheed (WCU) vs. Colgate, 11/26/83  
 2, Eric Rasheed (WCU) vs. Holy Cross, 12/3/83  
 2, Troy Douglas (APP) vs. Nicholls State, 11/29/86  
 2, Sean Doctor (MAR) vs. James Madison, 11/28/87  
 2, Keith Baxter (MAR) vs. Northeast Louisiana, 12/19/87  
 2, Troy Brown (MAR) vs. Eastern Kentucky, 11/28/92  
 2, Shawn Goodwyn (MAR) vs. Middle Tenn. St., 11/26/94  
 2, Anthony Stringfield (ETSU) vs. Villanova, 11/30/96  
 2, Jody Wade (MAR) vs. Northern Arizona, 11/30/96  
 2, Randy Moss (MAR) vs. Furman, 12/7/96  
 2, Isaac West (FUR) vs. Jacksonville State, 11/27/04  
 2, Nic Cardwell (APP) vs. Richmond, 12/7/07  
 2, Kevin Richardson (APP) vs. Delaware, 12/14/07  
 2, Brian Quirk (APP) vs. South Carolina State, 11/29/08  
 2, Alphonso Stewart (UTC) vs. Weber State, 11/26/16  
 2, Andy Schumpert (FUR) at Elon, 11/25/17  
 2, Quay Holmes (ETSU) vs. Kennesaw State, 12/4/21

### Extra-point attempts


10, Chris Chambers (GSU) vs. Northern Arizona, 11/27/99  
 8, Kevin Esval (FUR) vs. Rhode Island, 12/7/85  
 8, Tim Openlander (MAR) vs. Delaware, 11/30/96  
 8, Julian Rauch (APP) vs. Richmond, 12/7/07  
 7, John Mitchell (MAR) vs. Weber State, 12/5/87  
 7, Tim Openlander (MAR) vs. Furman, 12/7/96  
 7, Chris Chambers (GSU) vs. Connecticut, 12/5/98  
 7, Scott Shelton (GSU) vs. Florida A&M, 12/1/01  
 7, Scott Beckler (FUR) vs. Jacksonville State, 11/27/04  
 7, Julian Rauch (APP) vs. Youngstown State, 12/9/06  
 7, Julian Rauch (APP) vs. Delaware, 12/14/07  
 7, Adrian Mora (GSU) vs. Old Dominion, 12/3/11  
 7, Alex Hanko (GSU) at Old Dominion, 12/1/12

### Field goals made

4, Scott Shelton (GSU) vs. Florida A&M, 12/1/01  
 4, Luke Carter (WOF) vs. Elon, 11/24/18  
 3, Dean Biasucci (WCU) vs. Furman, 12/10/83  
 3, David Merrick (MAR) vs. Eastern Kentucky, 11/28/92  
 3, Mark Wright (APP) vs. Montana, 12/9/00  
 3, Adrian Mora (GSU) at Wofford, 12/11/10

### Field-goal attempts

5, Luke Carter (WOF) vs. Elon, 11/24/18  
 4, Dean Biasucci (WCU) vs. Furman, 12/10/83  
 4, Bjorn Nitmo (APP) vs. Nicholls State, 11/29/86  
 4, Scott Shelton (GSU) vs. Florida A&M, 12/1/01  
 4, Adam Shreiner (Elon) vs. Richmond, 11/28/09  
 4, Adrian Mora (GSU) at Wofford, 12/11/10  
 4, Eric Goins (CIT) at Coastal Carolina, 11/28/15  
 4, Cody Clark (CIT) vs. Wofford, 12/3/16  
 4, Henrique Ribeiro (UTC) at Sam Houston State, 12/3/16



Marshall's Tony Petersen owns the top single-game FCS Playoff marks in SoCon history in touchdown passes and yards passing, setting both records in 1987. Petersen threw for four touchdowns three times in the playoffs that season, setting the record against James Madison on Nov. 18 and matching it a week later against Weber State. Two weeks after that, Petersen threw another four touchdowns and passed for a SoCon FCS Playoff-record 474 yards against Northeast Louisiana in a 43-42 loss in the title game, obliterating the record of 387 yards he set against JMU.

## TEAM RECORDS

### Points scored

72, Georgia Southern vs. Northern Arizona, 11/27/99  
 60, Georgia Southern vs. Florida A&M, 12/1/01  
 59, Furman vs. Rhode Island 12/7/85  
 59, Marshall vs. Delaware, 11/30/96  
 55, Appalachian State vs. Richmond, 12/7/07  
 55, Georgia Southern vs. Old Dominion, 12/3/11  
 54, Marshall vs. Furman, 12/7/96  
 52, Georgia Southern vs. Florida A&M, 11/29/97  
 52, Georgia Southern vs. Connecticut, 12/5/98  
 51, Marshall vs. Weber State, 12/5/87

### First downs

35, Marshall vs. Middle Tennessee State, 11/26/94  
 32, Georgia Southern at Old Dominion, 12/1/12  
 30, Georgia Southern vs. Connecticut, 12/5/98  
 30, Georgia Southern vs. Hofstra, 12/2/00  
 30, Appalachian State vs. South Carolina State, 11/29/08  
 29, Georgia Southern vs. Northern Arizona, 11/27/99  
 29, Appalachian State vs. Richmond, 12/7/07  
 29, Appalachian State vs. Montana, 12/12/09  
 29, Chattanooga at Sam Houston State, 12/3/16  
 28, Furman vs. Georgia Southern, 12/21/85  
 28, Appalachian State vs. Coastal Carolina, 11/25/06  
 28, Appalachian State vs. Eastern Washington, 12/1/07  
 28, Georgia Southern vs. Old Dominion, 12/3/11  
 28, Chattanooga vs. Fordham, 11/28/15  
 28, Samford at Kennesaw State, 11/25/17

### Total offense

689, Marshall vs. Delaware, 11/30/96  
 659, Georgia Southern vs. Northern Arizona, 11/27/99  
 655, Georgia Southern vs. Youngstown State, 12/18/99  
 632, Georgia Southern at Old Dominion, 12/1/12  
 617, Appalachian State vs. Richmond, 12/7/07  
 611, Georgia Southern vs. Connecticut, 12/5/98  
 607, Georgia Southern vs. Old Dominion, 12/3/11  
 595, Georgia Southern vs. Massachusetts, 12/19/98  
 586, Furman vs. Eastern Kentucky, 11/24/90  
 576, Marshall vs. Northeast Louisiana, 12/19/87

### Rushing attempts

78, The Citadel at Coastal Carolina, 11/28/15  
 77, Georgia Southern vs. South Carolina State, 11/27/10  
 76, Georgia Southern vs. Appalachian State, 12/8/01  
 73, Georgia Southern vs. Connecticut, 12/5/98  
 72, Wofford vs. Western Kentucky, 12/6/03  
 71, Georgia Southern at Old Dominion, 12/1/12  
 71, Wofford vs. New Hampshire, 12/1/12  
 70, Georgia Southern vs. Hofstra, 12/2/00  
 68, Appalachian State vs. James Madison, 11/25/95  
 68, Georgia Southern vs. Delaware, 12/9/00

### Rushing yards

638, Georgia Southern vs. Youngstown State, 12/18/99  
 602, Georgia Southern at Old Dominion, 12/1/12  
 557, Georgia Southern vs. Northern Arizona, 11/27/99  
 530, Georgia Southern vs. Connecticut, 12/5/98  
 524, The Citadel at Coastal Carolina, 11/28/15  
 479, Georgia Southern vs. McNeese State, 11/25/00  
 477, Georgia Southern vs. Old Dominion, 12/3/11  
 470, Georgia Southern vs. Massachusetts, 12/4/99  
 457, Georgia Southern vs. Colgate, 11/28/98  
 457, Georgia Southern vs. Massachusetts, 12/19/98

### Rushing touchdowns

8, Georgia Southern vs. Northern Arizona, 11/27/99  
 7, Georgia Southern vs. Colgate, 11/28/98  
 7, Georgia Southern vs. Connecticut, 12/5/98  
 7, Georgia Southern vs. Youngstown State, 12/18/99  
 7, Georgia Southern at Old Dominion, 12/1/12  
 6, Georgia Southern vs. Florida A&M, 11/29/97  
 6, Appalachian State vs. Youngstown State, 12/9/06  
 6, Georgia Southern vs. Old Dominion, 12/3/11  
 5, Furman vs. Georgia Southern, 12/21/85  
 5, Georgia Southern vs. Massachusetts, 12/19/98  
 5, Georgia Southern vs. Massachusetts, 12/4/99  
 5, Georgia Southern vs. Massachusetts, 12/4/99  
 5, Georgia Southern vs. McNeese State, 11/25/00

5, Georgia Southern vs. Hofstra, 12/2/00  
 5, Appalachian State vs. William & Mary, 12/1/01  
 5, Furman vs. Villanova, 11/30/02  
 5, Wofford vs. Western Kentucky, 12/6/03  
 5, Appalachian State vs. Montana State, 12/2/06  
 5, Appalachian State vs. Richmond, 12/7/07  
 5, Wofford at James Madison, 11/29/08

### Passing yards

474, Marshall vs. Northeast Louisiana, 12/19/87  
 449, Marshall vs. Delaware, 11/30/96  
 433, Appalachian State vs. South Carolina State, 11/29/08  
 396, Samford at Kennesaw State, 11/25/17  
 387, Marshall vs. James Madison, 11/28/87  
 383, Appalachian State vs. Illinois State, 12/12  
 376, Western Carolina vs. Holy Cross, 12/3/83  
 372, Samford at Youngstown State, 11/26/16  
 367, Appalachian State vs. Southern Illinois, 12/3/05  
 363, Marshall vs. Youngstown State, 12/21/91

### Passing completions

39, Samford at Kennesaw State, 11/25/17  
 35, ETSU vs. Montana, 12/7/96  
 34, Appalachian State vs. Illinois State, 12/1/12  
 33, Samford at Youngstown State, 11/26/16  
 31, Appalachian State vs. Villanova, 12/11/10  
 30, Marshall vs. Youngstown State, 12/21/91  
 30, Marshall vs. Eastern Kentucky, 11/28/92  
 30, VMI at James Madison, 4/24/21  
 29, Appalachian State vs. South Carolina State, 11/29/08  
 28, Western Carolina vs. Holy Cross, 12/3/83  
 28, Appalachian State vs. Montana, 12/12/09  
 28, Chattanooga at New Hampshire, 12/12/14

### Passing attempts

66, Samford at Kennesaw State, 11/25/17  
 64, ETSU vs. Montana, 12/7/96  
 56, Appalachian State vs. Villanova, 12/11/10  
 54, Marshall vs. Northeast Louisiana, 12/19/87  
 54, Appalachian State vs. Montana, 12/12/09  
 52, Western Carolina vs. Holy Cross, 12/3/83  
 51, Samford at Youngstown State, 11/26/16  
 50, VMI at James Madison, 4/24/21  
 49, Appalachian State vs. Montana, 12/9/00  
 47, Western Carolina vs. Colgate, 11/26/83



J.J. Wilcox rushed for two touchdowns as Georgia Southern defeated South Carolina State, 41-16, in 2010 in its first playoff game in five seasons.



# PRE-FCS HISTORY



## SOUTHERN CONFERENCE FOOTBALL BOWL HISTORY

Bowl	Site	Date	SoCon team	Opponent	W/L	Score
Rose	Pasadena, Calif.	Jan. 1, 1926	Alabama	Washington	W	20-19
Rose	Pasadena, Calif.	Jan. 1, 1927	Alabama	Stanford	T	7-7
Rose	Pasadena, Calif.	Jan. 1, 1929	Georgia Tech	California	W	8-7
Rose	Pasadena, Calif.	Jan. 1, 1931	Alabama	Washington State	W	24-0
Rose	Pasadena, Calif.	Jan. 1, 1932	Tulane	Southern California	L	21-12
Rose	Pasadena, Calif.	Jan. 2, 1939	Duke	Southern California	L	7-3
Cotton	Dallas, Texas	Jan. 1, 1940	Clemson	Boston College	W	6-3
Rose	Durham, N.C.	Jan. 1, 1942	Duke	Oregon State	L	20-16
Sugar	New Orleans, La.	Jan. 1, 1945	Duke	Alabama	W	29-26
Gator	Jacksonville, Fla.	Jan. 1, 1946	Wake Forest	South Carolina	W	26-14
Gator	Jacksonville, Fla.	Jan. 1, 1946	South Carolina	Wake Forest	L	26-14
Gator	Jacksonville, Fla.	Jan. 1, 1947	N.C. State	Oklahoma	L	34-13
Sugar	New Orleans, La.	Jan. 1, 1947	North Carolina	Georgia	L	20-10
Sun	El Paso, Texas	Jan. 1, 1947	Virginia Tech	Cincinnati	L	18-6
Dixie	Birmingham, Ala.	Jan. 1, 1947	William & Mary	Arkansas	L	21-19
Delta	Memphis, Tenn.	Jan. 1, 1948	William & Mary	Oklahoma A&M (State)	W	20-0
Gator	Jacksonville, Fla.	Jan. 1, 1948	Maryland	Georgia	T	20-20
Dixie	Birmingham, Ala.	Jan. 1, 1949	Wake Forest	Baylor	L	20-7
Gator	Jacksonville, Fla.	Jan. 1, 1949	Clemson	Missouri	W	24-23
Sugar	New Orleans, La.	Jan. 1, 1949	North Carolina	Oklahoma	L	14-6
Cotton	Dallas, Texas	Jan. 2, 1950	North Carolina	Rice	L	27-13
Gator	Jacksonville, Fla.	Jan. 2, 1950	Maryland	Missouri	W	20-7
Gator	Jacksonville, Fla.	Jan. 1, 1951	Washington & Lee	Wyoming	L	20-7
Orange	Miami, Fla.	Jan. 1, 1951	Clemson	Miami, Fla.	W	15-14
Gator	Jacksonville, Fla.	Jan. 1, 1952	Clemson	Miami, Fla.	L	14-0
Sugar	New Orleans, La.	Jan. 2, 1952	Maryland	Tennessee	W	28-13
Sugar	New Orleans, La.	Jan. 1, 1954	West Virginia	Georgia Tech	L	42-19
Sun	El Paso, Texas	Jan. 1, 1957	George Washington	UTEP	W	13-0
Tangerine	Orlando, Fla.	Dec. 30, 1960	The Citadel	Tennessee Tech	W	27-0
Tangerine	Orlando, Fla.	Dec. 12, 1964	East Carolina	Massachusetts	W	14-13
Liberty	Memphis, Tenn.	Dec. 19, 1964	West Virginia	Utah	L	32-6
Tangerine	Orlando, Fla.	Dec. 11, 1965	East Carolina	Maine	W	31-0
Tangerine	Orlando, Fla.	Dec. 27, 1968	Richmond	Ohio	W	49-42
Tangerine	Orlando, Fla.	Dec. 26, 1969	Davidson	Toledo	L	56-33
Tangerine	Orlando, Fla.	Dec. 28, 1970	William & Mary	Toledo	L	40-12
Tangerine	Orlando, Fla.	Dec. 28, 1971	Richmond	Toledo	L	28-3

**Total: 16-18-2**

## NATIONAL CHAMPIONS

Year	Team	Record	Coach	Organization
1925	Alabama	10-0	Wallace Wade	Helms Athletic Foundation, CFRA
1926	Alabama	9-0-1	Wallace Wade	Helms Athletic Foundation, CFRA
1927	Georgia	9-1-0	George "Kid" Woodruff	Boand System, Poling System
1928	Georgia Tech	10-0	William Alexander	International News Service
1930	Alabama	10-0	Wallace Wade	CFRA

CFRA - College Football Researchers Association











# SOCON FOOTBALL CHAMPIONS

#SoConFB

Year	School	W	L	T	Pct.
1933	Duke	4	0	0	1.000
1934	Washington & Lee	4	0	0	1.000
1935	Duke	5	0	0	1.000
1936	Duke	7	0	0	1.000
1937	Maryland	2	0	0	1.000
1938	Duke	5	0	0	1.000
1939	Duke	5	0	0	1.000
1940	Clemson	4	0	0	1.000
1941	Duke	5	0	0	1.000
1942	William & Mary	4	0	0	1.000
1943	Duke	4	0	0	1.000
1944	Duke	4	0	0	1.000
1945	Duke	4	0	0	1.000
1946	North Carolina	4	0	1	.900
1947	William & Mary	7	1	0	.875
1948	Clemson	5	0	0	1.000
1949	North Carolina	5	0	0	1.000
1950	Washington & Lee	6	0	0	1.000
1951	Maryland	5	0	0	1.000
	VMI	5	0	0	1.000
1952	Duke	5	0	0	1.000
1953	West Virginia	4	0	0	1.000
1954	West Virginia	3	0	0	1.000
1955	West Virginia	4	0	0	1.000
1956	West Virginia	5	0	0	1.000
1957	VMI	6	0	0	1.000
1958	West Virginia	4	0	0	1.000
1959	VMI	6	0	1	.929
1960	VMI	4	1	0	.800
1961	The Citadel	5	1	0	.833
1962	VMI	6	0	0	1.000
1963	Virginia Tech	5	0	0	1.000
1964	West Virginia	5	0	0	1.000
1965	West Virginia	4	0	0	1.000
1966	East Carolina	4	1	1	.750
	William & Mary	4	1	1	.750
1967	West Virginia	4	0	1	.900
1968	Richmond	6	0	0	1.000
1969	Davidson	5	1	0	.833
	Richmond	5	1	0	.833
1970	William & Mary	3	1	0	.750
1971	Richmond	5	1	0	.833
1972	East Carolina	7	0	0	1.000
1973	East Carolina	7	0	0	1.000
1974	VMI	5	1	0	.833
1975	Richmond	5	1	0	.833
1976	East Carolina	4	1	0	.800
1977	Chattanooga	4	1	0	.800
	VMI	4	1	0	.800
1978	Furman	4	1	0	.800
	Chattanooga	4	1	0	.800
	Chattanooga	5	1	0	.833
1980	Furman	7	0	0	1.000
1981	Furman	5	2	0	.714
1982	Furman	6	1	0	.857
1983	Furman	6	0	1	.929
1984	Chattanooga	5	1	0	.833
1985	Furman	6	0	0	1.000
1986	Appalachian State	6	0	1	.929
1987	Appalachian State	7	0	0	1.000
1988	Furman	6	1	0	.857
	Marshall	6	1	0	.857
1989	Furman	7	0	0	1.000
1990	Furman	6	1	0	.857
1991	Appalachian State	6	1	0	.857
1992	The Citadel	6	1	0	.857
1993	Georgia Southern	7	1	0	.875
1994	Marshall	7	1	0	.875
1995	Appalachian State	8	0	0	1.000
1996	Marshall	8	0	0	1.000
1997	Georgia Southern	7	1	0	.875
1998	Georgia Southern	8	0	0	1.000
1999	Appalachian State	7	1	0	.875
	Furman	7	1	0	.875
	Georgia Southern	7	1	0	.875

Year	School	W	L	T	Pct.
2000	Georgia Southern	7	1	0	.875
2001	Furman	7	1	0	.875
	Georgia Southern	7	1	0	.875
2002	Georgia Southern	7	1	0	.875
2003	Wofford	8	0	0	1.000
2004	Furman	6	1	0	.857
	Georgia Southern	6	1	0	.857
2005	Appalachian State	6	1	0	.857
2006	Appalachian State	7	0	0	1.000
2007	Appalachian State	5	2	0	.714
	Wofford	5	2	0	.714
2008	Appalachian State	8	0	0	1.000
2009	Appalachian State	8	0	0	1.000
2010	Appalachian State	7	1	0	.875
	Wofford	7	1	0	.875
2011	Georgia Southern	7	1	0	.875
2012	Appalachian State	6	2	0	.750
	Georgia Southern	6	2	0	.750
	Wofford	6	2	0	.750
2013	Furman	6	2	0	.750
	Samford*	6	2	0	.750
	Chattanooga	6	2	0	.750
2014	Chattanooga	7	0	0	1.000
2015	The Citadel	6	1	0	.857
	Chattanooga	6	1	0	.857
2016	The Citadel	8	0	0	1.000
2017	Wofford	7	1	0	.875
2018	ETSU	6	2	0	.750
	Furman	6	2	0	.750
	Wofford	6	2	0	.750
2019	Wofford	7	1	0	.875
2020-21	VMI	6	1	0	.857
2021	ETSU	7	1	0	.875

\* vacated in summer of 2016

## All-time Southern Conference championships

Total	O/S	School
14	7/7	Furman
12	8/4	Appalachian State
10	10/0	Duke
10	6/4	Georgia Southern
8	6/2	VMI
8	8/0	West Virginia
7	3/4	Chattanooga
7	3/4	Wofford
4	3/1	The Citadel
4	3/1	East Carolina
4	3/1	Richmond
4	3/1	William & Mary
3	2/1	Marshall
2	2/0	Clemson
2	1/1	ETSU
2	1/1	Maryland
2	2/0	North Carolina
2	2/0	Washington & Lee
1	0/1	Davidson
1*	0/1	Samford
1	1/0	Virginia Tech

O/S = outright/shared

\* 2013 shared title vacated in summer of 2016