



# SOUTHERN CONFERENCE MEN'S BASKETBALL 2019-20

702 North Pine Street, Spartanburg, SC 29303 • 864-591-5100 • Fax: 864-591-3448

Phil Perry, Assistant Commissioner for Media Relations (MBK contact)

facebook.com/SouthernConference • twitter.com/SoConSports • instagram.com/SouthernConference

## 2019-20 SOUTHERN CONFERENCE BASKETBALL STANDINGS

	Conference					Overall					
	W-L	Pct.	H	A	ST	W-L	Pct.	H	A	N	ST
Furman	4-0	1.000	1-0	3-0	W4	14-3	0.824	7-0	6-3	1-0	W7
Western Carolina	3-0	1.000	1-0	2-0	W3	11-3	0.786	6-0	5-3	0-0	W4
ETSU	3-1	0.750	1-0	2-1	W1	14-3	0.824	9-0	5-3	0-0	W1
Wofford	2-1	0.667	1-0	1-1	W2	10-6	0.625	6-1	4-5	0-0	W2
Samford	2-1	0.667	1-1	1-0	L1	8-9	0.471	6-2	2-7	0-0	L1
UNCG	2-2	0.500	2-1	0-1	L2	12-5	0.706	9-3	3-2	0-0	L2
Chattanooga	1-2	0.333	0-1	1-1	L1	10-6	0.625	5-1	3-5	2-0	L1
The Citadel	0-3	0.000	0-2	0-1	L3	6-8	0.429	3-4	3-4	0-0	L3
Mercer	0-3	0.000	0-2	0-1	L3	6-10	0.375	4-4	2-4	0-2	L2
VMI	0-4	0.000	0-3	0-1	L4	5-12	0.294	4-5	0-6	1-1	L5

## UPCOMING SCHEDULE (ALL TIMES EASTERN)

### Jan. 11 (Saturday)

*Samford at Chattanooga, 2 p.m.	ESPN3
*VMI at ETSU, 4 p.m.	Nexstar/ESPN3
*Mercer at Western Carolina, 5 p.m.	ESPN+
*UNCG at Furman, 7 p.m.	ESPN3
(Bon Secours Wellness Arena; Greenville, S.C.)	
*The Citadel at Wofford, 7 p.m.	ESPN3

### Ingles SoCon Game of the Week Nexstar affiliates

EJHL (Tri-Cities)  
WMUB (Macon)  
WWCW (Lynchburg/Roanoke)  
WYCW (Greenville/Spartanburg/Asheville)

### Jan. 15 (Wednesday)

*UNCG at The Citadel, 7 p.m.	ESPN+
*Samford at ETSU, 7 p.m.	ESPN+
*Western Carolina at Furman, 7 p.m.	ESPN+
*VMI at Mercer, 7 p.m.	ESPN+
*Wofford at Chattanooga, 7 p.m.	ESPN+

### Jan. 17 (Friday)

*Furman at Wofford, 7 p.m.	ESPNU
----------------------------	-------

### Jan. 18 (Saturday)

*The Citadel at VMI, 1 p.m.	ESPN+
*Mercer at Samford, 3 p.m.	ESPN3
*Chattanooga at UNCG, 7 p.m.	ESPN+
*ETSU at Western Carolina, 7 p.m.	Nexstar/ESPN+

### Ingles SoCon Game of the Week Nexstar affiliates

WMUB (Macon)  
WWCW (Lynchburg/Roanoke)  
WYCW (Greenville/Spartanburg/Asheville)

### Jan. 22 (Wednesday)

*Samford at Furman, 7 p.m.	ESPN+
*Western Carolina at Mercer, 7 p.m.	ESPN+
*The Citadel at Chattanooga, 7 p.m.	ESPN+
*VMI at Wofford, 7 p.m.	ESPN+

## SoCon PLAYER OF THE WEEK (1/7)

PRESENTED BY **GEICO**

### Jordan Lyons, G, Sr. Furman

Lyons averaged 27.0 points, 3.5 rebounds and 2.5 assists per game as Furman downed VMI 89-73 and ETSU 65-56. For the week, he shot 62.5 percent from the floor (15-for-24) and 70.0 percent from 3-point range (14-for-20) and was a perfect 10-for-10 from the free-throw line.

The senior scored a season-high 40 points in the win over the Keydets on New Year's Day, going 11-for-15 from the floor overall, 10-for-12 from 3-point range and 8-for-8 from the free-throw line, also adding four assists. Coupled with his career-best 54-point performance last season, Lyons became the first Furman player to score at least 40 points in a game twice in his career since Darrell Floyd (1954-56). His 10 3-pointers were the second-most in a game in school history, trailing only his own NCAA Division I-record 15.

Lyons followed that up with a game-high 14 points in the clash against ETSU on Saturday. Lyons hit another four 3-pointers and both of his free-throw attempts, also pulling down six rebounds as Furman claimed the battle of first-place squads, handing ETSU its first league loss and moving to 3-0 in SoCon games.



## NOTES

• All 10 Southern Conference teams return to action Saturday for a full slate of league games, with ETSU, Furman and Western Carolina each putting their perfect home records on the line.

• League-leading Furman is 7-0 at home this season and welcomes UNC Greensboro to Bon Secours Wellness Arena for a home contest. The Paladins are ranked No. 3 in the CollegeInsider.com Mid-Major Top 25, while the Spartans are No. 9.

• The Paladins enter the contest riding a seven-game overall winning streak, while the Spartans have dropped two straight, falling to Wofford 98-92 in double overtime on Jan. 4 and dropping a 64-57 contest to ETSU on Wednesday.

• ETSU, ranked No. 7 in the mid-major poll, hosts VMI on Saturday in the Ingles SoCon Game of the Week. The Bucs share the league's best overall record with Furman at 14-3 overall and are 3-1 in league play, with their lone loss coming at the Paladins' hands. ETSU is 9-0 at Freedom Hall so far this season.

• Western Carolina, 11-3 overall and a half-game out of first with a 3-0 SoCon mark, enters Saturday's contest against Mercer with a 6-0 home record. The Cata-mounts, who have won their first three SoCon games for the first time since 2012-13, are off to their best overall start since opening the 2009-10 campaign 12-2.

• Catamount redshirt junior Mason Faulkner finished just one assist shy of his second triple-double of the season on Wednesday, turning in 20 points, 10 rebounds and nine assists in a 97-85 win at VMI. His scoring effort pushed him back into the SoCon scoring lead on the season at 18.7 points per game.

• Furman and Western Carolina have both used the same starting lineups in every game this season.

• Samford guard Josh Sharkey leads Division I in assists per game with 9.0 and is second in steals per game with 3.29.

• With six assists against Wofford on Wednesday, Sharkey moved up one spot to fourth in SoCon history in career assists with 667 and needs just two to pass Furman's Guilherme Da Luz (2000-03) for third. Sharkey is fifth in career steals with 249, one back of fourth-place Derek Rucker of Davidson (1985-88).

• UNCG senior forward James Dickey had two blocked shots against ETSU on Wednesday, moving up one spot into ninth in SoCon history with 203 for his career.

• Five SoCon players appear on the midseason watch list for the Lou Henson Award, which honors the nation's top mid-major player. ETSU's Jeromy Rodriguez, Furman's Jordan Lyons, UNCG's Isaiah Miller, Samford's Sharkey and Western Carolina's Faulkner all made the list for the award, which was won by Wofford's Fletcher Magee last season.

• UNCG's Miller also earned a spot on the midseason watch list for the Lute Olson Award, which honors the top Division I player.

## CONFERENCE NEWS AND NOTES

• With its 96-94, double-overtime win over Jacksonville on Nov. 21, Western Carolina became one of just 10 Division I schools to erase a 22-point second-half deficit and the only team to do it with under nine minutes remaining in regulation.

• Wofford (30), UNCG (29) and Furman (25) all set school records for wins last season. The Terriers became just the third team to record 30 wins in league history, joining the 1945-46 North Carolina squad and the 1950-51 NC State team.

• ETSU notched 24 wins last season to give the SoCon four teams with 20 wins for the third straight season. The Bucs have reached 20 wins for four straight seasons, becoming the first SoCon team to post four consecutive 20-win seasons since Davidson turned in five straight from 2004-09. ETSU's 100 wins in the last four seasons are a school record over a four-year span.

• Four Southern Conference teams – ETSU, Furman, UNCG and Wofford – earned postseason invites last season, giving the league multiple teams in postseason play for the 11th consecutive year. It marked the ninth time in the last 11 seasons with at least three SoCon teams in postseason play. SoCon regular-season and tournament champion Wofford earned its first-ever NCAA tournament win with a victory over Seton Hall in the first round. UNCG was the No. 1 seed in the NIT and advanced to the second round, while Furman joined the Spartans in the NIT. ETSU hosted a Collegian.com Postseason Tournament contest.

• As a league, the SoCon finished 12th in the final NET rankings last year. Four teams finished in the top 100 in Wofford (14), Furman (58), UNCG (68) and ETSU (90). The first NET rankings this season will be released Dec. 16.

• Wofford entered the 2019-20 campaign riding an 18-game winning streak in regular-season league games after going 18-0 in SoCon play last season. The Terriers posted an overall 21-game winning streak last season that spanned from Dec. 29 to March 21. The streak ended in the second round of the NCAA Championship against No. 2 seed Kentucky.

• Fifth-year ETSU coach Steve Forbes is third in SoCon history in career wins per season, as he has averaged 25.0 in his first four campaigns with the Bucs. Forbes led ETSU to 24 wins in 2015-16, 27 in 2016-17, 25 in 2017-18 and 24 last year. Third-year Furman coach Bob Richey is fifth on that list with an average of 24.0 wins per game, as he led the Paladins to 23 wins in his first season and 25 last year.

• Furman and Wofford appeared in the Associated Press Top 25, each for the first time, last season, giving the SoCon two different ranked teams in a season for the first time since the 1959-60 season.

• SoCon players set two NCAA records last season, with Wofford's Fletcher Magee finishing his career with a Division I-record 509 career 3-pointers and Furman's Jordan Lyons matching the NCAA single-game mark with 15 3-pointers against North Greenville on Nov. 15. Lyons had 54 points in that contest, tied for 10th in a game in league history.

## MID-MAJOR TOP 25 (JAN. 6)

The Southern Conference has three teams ranked in the Collegian.com Mid-Major Top 25 poll.

### Collegian.com Mid-Major Top 25

Rank	School (1st-place)	Record	Points	LW	Conf.
1.	Gonzaga (31)	16-1	775	1	West Coast
2.	Liberty	16-1	731	2	ASUN
3.	<b>Furman</b>	<b>13-3</b>	<b>684</b>	<b>9</b>	<b>Southern</b>
4.	Saint Mary's	14-3	647	3	West Coast
5.	Northern Iowa	12-2	634	4	Missouri Valley
6.	Yale	10-4	589	6	Ivy League
7.	<b>ETSU</b>	<b>13-3</b>	<b>584</b>	<b>5</b>	<b>Southern</b>
8.	Stephen F. Austin	13-2	549	8	Southland
9.	<b>UNCG</b>	<b>12-4</b>	<b>525</b>	<b>7</b>	<b>Southern</b>
10.	BYU	12-4	479	10	West Coast
11.	Wright State	14-3	426	13	Horizon
12.	Santa Clara	14-2	423	15	West Coast
13.	Kent State	11-3	375	11	Mid-American
14.	Harvard	11-4	373	14	Ivy League
15.	Vermont	10-5	356	17	America East
16.	Pacific	14-4	236	NR	West Coast
17.	Belmont	10-5	219	12	Ohio Valley
18.	Colgate	10-4	198	20	Patriot
19.	Akron	11-3	194	NR	Mid-American
20.	Delaware	11-5	155	18	Colonial
21.	UCSB	11-4	147	NR	Big West
22.	New Mexico State	10-6	106	25	WAC
23.	Drake	11-4	73	22	Missouri Valley
24.	Bowling Green	9-5	71	19	Mid-American
25.	William & Mary	11-5	65	NR	Colonial

**OTHERS RECEIVING VOTES:** San Francisco 61, Penn 55, Loyola 48, Toledo 43, Bradley 35, Charleston 27, **Wofford 25**, Georgia State 22, Hofstra 18, Rider 18, Buffalo 13, Southern Utah 13, **Western Carolina 13**, Northern Kentucky 9, Sacramento State 7, Ball State 6, Hawaii 6, Murray State 6, Little Rock 5, Montana State 5, Arkansas State 4, Eastern Michigan 4, Eastern Washington 3, Northern Colorado 3, UC Irvine 3, Appalachian State 2, UTA 2, Georgia Southern 1, Grambling 1, Indiana State 1, North Florida 1, Pepperdine 1.

### Did you know?

• ETSU's win at LSU on Dec. 18, coupled with Wofford's 68-64 win over then-No. 17 North Carolina on Dec. 14, gave the SoCon two wins over Power 5 schools in the span of four days, a feat the league has now accomplished twice in three seasons. In 2017, UNCG beat NC State 81-76 on Dec. 16, followed by Wofford defeating No. 5 North Carolina 79-75 on Dec. 20.

• Western Carolina guard Mason Faulkner's triple-double against North Carolina A&T on Nov. 12 (13 points, 10 rebounds, 10 assists) was the first by a SoCon player since Chattanooga's Keegan Bell went for 12 points, 10 boards and 10 assists at College of Charleston on Dec. 3, 2011.

• Southern Conference Commissioner Jim Schaus has a familial connection to the Southern Conference, as his father, former Los Angeles Lakers coach Fred Schaus, was the men's basketball coach at West Virginia from 1954-60, earning SoCon Coach of the Year honors four times in that six-year span and still ranking in the top 20 in career wins by a league coach.

## SoCON PLAYERS OF THE WEEK

PRESENTED BY **GEICO**

Nov. 12.....	Kaleb Hunter, So., G, UNCG
Nov. 19.....	Mason Faulkner, R-Jr., G, WCU
Nov. 26.....	Mason Faulkner, R-Jr., G, WCU
Dec. 3.....	Clay Mounce, Jr., F, FUR
Dec. 10.....	Carlos Dotson, Sr., F, WCU
Dec. 17.....	Ethan Stair, R-Sr., G, MER
Dec. 24.....	Jeromy Rodriguez, R-Sr., F, ETSU
Jan. 7.....	Jordan Lyons, Sr., G, FUR
Jan. 14.....	
Jan. 21.....	
Jan. 28.....	
Feb. 4.....	
Feb. 11.....	
Feb. 18.....	
Feb. 25.....	

## SoCON PLAYERS OF THE MONTH

November.....	Ethan Stair, R-Sr., G, MER
December.....	Josh Sharkey, Sr., G, SAM
January.....	
February.....	

### Preseason predictions

ETSU is the preseason favorite to win the 2019-20 Southern Conference men's basketball title in polling of the league's 10 men's basketball coaches and media. UNC Greensboro junior guard Isaiah Miller is the coaches' pick for preseason player of the year.

#### Preseason Player of the Year

Isaiah Miller, Jr., G, UNCG

#### Preseason All-Southern Conference Team

Bo Hodges, Jr., G, ETSU  
 Jeromy Rodriguez, R-Sr., F, ETSU  
 Daivien Williamson, So., G, ETSU  
 Jordan Lyons, Sr., G, Furman  
 Ross Cummings, Sr., G, Mercer  
 James Dickey, R-Sr., F, UNCG  
 Isaiah Miller, Jr., G, UNCG  
 Josh Sharkey, Sr., G, Samford  
 Carlos Dotson, Sr., F, Western Carolina  
 Nathan Hoover, Sr., G, Wofford

#### Coaches poll

Team (1st)	Total	Media poll	Total
1. ETSU (8)	80	1. ETSU (20)	286
2. UNCG (2)	74	2. UNCG (6)	264
3. Furman	61	3. Furman (4)	245
4. Wofford	52	4. Wofford	216
5. Samford	48	5. Samford	169
6. Chattanooga	41	6. Chattanooga	128
7. Western Carolina	38	7. Western Carolina	117
8. Mercer	29	8. Mercer	115
9. The Citadel	16	9. The Citadel	70
10. VMI	11	10. VMI	40

## SoCON COACHING RECORDS

Coach, school	Career (yrs.)	School (yrs.)	SoCon (yrs.)
Duggar Baucom, The Citadel	239-268 (17th)	51-90 (5th)	23-71 (6th)
Steve Forbes, ETSU	280-102 (12th)	114-42 (5th)	58-18 (5th)
Bob Richey, Furman	62-22 (3rd)	Same	30-10 (3rd)
Greg Gary, Mercer	22-54 (3rd)	6-10 (1st)	0-3 (1st)
Wes Miller, UNCG	153-122 (9th)	Same	85-58 (9th)
Scott Padgett, Samford	82-101 (6th)	Same	32-61 (6th)
Lamont Paris, Chattanooga	32-49 (3rd)	Same	11-28 (3rd)
Dan Earl, VMI	40-99 (5th)	Same	15-61 (5th)
Mark Prosser, Western Carolina	23-51 (3rd)	18-28 (2nd)	7-14 (2nd)
Jay McAuley, Wofford	10-6 (1st)	Same	2-1 (1st)

## SPECIALTY STATS LEADERS

40-point games	Ovr.	SoCon
Jordan Lyons, FUR	1	1

30-point games	Ovr.	SoCon
Kaiden Rice, CIT	1	1
Jordan Lyons, FUR	2	1
Isaiah Miller, UNCG	1	1
Mason Faulkner, WCU	1	1

20-point games	Ovr.	SoCon
Isaiah Miller, UNCG	8	4
Mason Faulkner, WCU	7	2
Josh Sharkey, SAM	6	2
Kaiden Rice, CIT	5	2
Jordan Lyons, FUR	5	2
Travis Eeve, VMI	5	1
Tray Boyd III, ETSU	4	1
Ethan Stair, MER	4	0
Brandon Austin, SAM	4	0
Mike Bothwell, FUR	3	1
Noah Gurley, FUR	3	0
Djordje Dimitrijevic, MER	3	1
Matt Ryan, UTC	3	0
Nathan Hoover, WOF	3	1
Kaelon Harris, CIT	2	0
Bo Hodges, ETSU	2	0
Clay Mounce, FUR	2	0
Garrett Gilkeson, VMI	2	2
Carlos Dotson, WCU	2	2
Storm Murphy, WOF	2	0
Fletcher Abee, CIT	1	0
Hayden Brown, CIT	1	0
Rudy Fitzgibbons III, CIT	1	0
Patrick Good, ETSU	1	0
Jeromy Rodriguez, ETSU	1	1
Daivien Williamson, ETSU	1	0
Kaleb Hunter, UNCG	1	0
Robert Allen, SAM	1	0
Jalen Dupree, SAM	1	0
Deandre Thomas, SAM	1	0
David Jean-Baptiste, UTC	1	0
Kamdyn Curfman, VMI	1	0
Greg Parham, VMI	1	0
Matt Halvorsen, WCU	1	1
Onno Steger, WCU	1	1
Marcus Thomas, WCU	1	0
Isaiah Bigelow, WOF	1	0

15-rebound games	Ovr.	SoCon
Jeromy Rodriguez, ETSU	1	1
Ethan Stair, MER	1	0
Tyler Creammer, VMI	1	0
Carlos Dotson, WCU	1	0

10-rebound games	Ovr.	SoCon
Ethan Stair, MER	7	0
Carlos Dotson, WCU	7	3
Kaelon Harris, CIT	6	0
Jeromy Rodriguez, ETSU	5	1
Jalen Dupree, SAM	4	2
James Dickey, UNCG	4	1
Clay Mounce, FUR	3	1
Robert Allen, SAM	3	1
Mason Faulkner, WCU	3	1
Eddie Davis III, CIT	2	0
Noah Gurley, FUR	2	1
Jalen Slawson, FUR	2	1
Maciej Bender, MER	2	1
Kaleb Hunter, UNCG	2	0
Rod Johnson, UTC	2	1
Tyler Creammer, VMI	2	1

Chevez Goodwin, WOF	2	1
Brady Spence, CIT	1	0
Vonnie Paterson, ETSU	1	0
Victor Bafutto, MER	1	0
Djordje Dimitrijevic, MER	1	0
Mohammed Abdulsala, UNCG	1	1
Brandon Austin, SAM	1	0
Ramon Vila, UTC	1	0
Garrett Gilkeson, VMI	1	1
Jake Stephens, VMI	1	0

15-assist games	Ovr.	SoCon
Josh Sharkey, SAM	2	0

10-assist games	Ovr.	SoCon
Josh Sharkey, SAM	5	1
Tyson Batiste, CIT	1	0
Djordje Dimitrijevic, MER	1	1
Mason Faulkner, WCU	1	0

5-block games	Ovr.	SoCon

Double-doubles	Ovr.	SoCon
Ethan Stair, MER	7	0
Carlos Dotson, WCU	7	3
Kaelon Harris, CIT	5	0
Jeromy Rodriguez, ETSU	4	1
Clay Mounce, FUR	3	1
Robert Allen, SAM	3	1
Jalen Dupree, SAM	3	1
Josh Sharkey, SAM*	3	1
Mason Faulkner, WCU	3	1
Eddie Davis III, CIT	2	0
Noah Gurley, FUR	2	1
Maciej Bender, MER	2	1
Kaleb Hunter, UNCG	2	0
Rod Johnson, UTC	2	1
Chevez Goodwin, WOF	2	1
Brady Spence, CIT	1	0
Jalen Slawson, FUR	1	1
Victor Bafutto, MER	1	0
Djordje Dimitrijevic, MER	1	0
James Dickey, UNCG	1	0
Tyler Creammer, VMI	1	0
Garrett Gilkeson, VMI	1	1

20/15 games	Ovr.	SoCon
Jeromy Rodriguez, ETSU	1	1

20/10 games	Ovr.	SoCon
Kaelon Harris, CIT	2	0
Ethan Stair, MER	2	0
Carlos Dotson, WCU	2	2
Jeromy Rodriguez, ETSU	1	1
Josh Sharkey, SAM*	1	1
Garrett Gilkeson, VMI	1	1
Mason Faulkner, WCU	1	1

Triple-doubles	Ovr.	SoCon
Mason Faulkner, WCU	1	0

\* points/assists

## 3-POINTER STREAKS

Seven SoCon student-athletes have streaks of at least 10 games with a made 3-pointer, led by Samford's Brandon Austin's 18-game streak that dates back to last season.

### Consecutive games with a 3-pointer

Player, school	'19-20	'18-19	Total
Brandon Austin, SAM, R-Sr.	16	2	18
Alex Hunter, FUR, Jr.	15	x	15
Djordje Dimitrijevic, MER, Sr.	14	x	14
Kaiden Rice, CIT, Jr.	13	x	13
Ross Cummings, MER, Sr.	6	7	13
Matt Halvorsen, WCU, Jr.	13	x	13
Angelo Allegri, UNCG, So.	10	x	10

## NATIONAL/REGIONAL RECOGNITION

### Lou Henson Award preseason watch list

Jeromy Rodriguez, R-Sr., F, ETSU  
Jordan Lyons, Sr., G, Furman  
Isaiah Miller, Jr., G, UNCG

### Lou Henson Award midseason watch list

Jeromy Rodriguez, R-Sr., F, ETSU  
Jordan Lyons, Sr., G, Furman  
Isaiah Miller, Jr., G, UNCG  
Josh Sharkey, Sr., G, Samford  
Mason Faulkner, R-Jr., G, Western Carolina

### Lou Henson Award National Player of the Week

Mason Faulkner, R-Jr., G, WCU Nov. 25, 2019

### Lute Olson Award midseason watch list

Isaiah Miller, Jr., G, UNCG

## THE SOCON VS. RANKED TEAMS

Wofford's 68-64 win at No. 17 North Carolina on Sunday is the Southern Conference's third road win over a top-25 team in as many seasons and the Terriers' second over a ranked UNC squad in the last three seasons.

Last season, Furman beat No. 8 Villanova and in 2017, Wofford downed then-No. 5 North Carolina. Coincidentally, Villanova and North Carolina were both defending national champions in those games.

Three of the SoCon's nine wins over ranked opponents since 1998 have come within the last two calendar years.

### Southern Conference ranked wins since 1997-98

SoCon	Opp.	Score	Date
Wofford	#17 North Carolina	68-64	12/15/19
Furman	#8 Villanova	76-68 (OT)	11/17/18
Wofford	#5 North Carolina	79-75	12/20/17
Col. of Charleston	#21 Baylor	63-59	11/24/12
Davidson	#12 Kansas	80-74	12/19/11
Col. of Charleston	#9 North Carolina	82-79 (OT)	1/4/10
#23 Davidson	#24 Gonzaga	82-76	3/21/08
#23 Davidson	#8 Georgetown	74-70	3/23/08
#23 Davidson	#6 Wisconsin	73-56	3/28/08
Col. of Charleston	#3 North Carolina	66-64	12/5/98

**INDIVIDUAL**

**Coaching wins at a SoCon school**

1. 447 Bob McKillip, DAV (1992-14)
2. 299 Mike Young, WOF (2002-19)
3. 243 Mack McCarthy, UTC (1985-97)
- 243 Burton Shipley, MD (1923-47)
5. 230 Bill Reinhart, GW (1935-42; 1949-66)
6. 226 Eddie Cameron, Duke (1928-42)
- 226 Bobby Cremins, APP (1975-81); CofC (2006-12)
8. 223 Lyles Alley, FUR (1945-49; 1950-66)
9. 213 Les Robinson, CIT (1974-85); ETSU (1985-90)
10. 205 Murray Greason, WF (1935-53)
11. 194 Norman Shepard, UNC (1923-24); DAV (1937-49)
12. 193 Larry Hunter, WCU (2005-18)
13. 187 Everett Case, NCSU (1946-53)
14. 176 Lefty Driesell, DAV (1960-69)
15. 168 Malcolm U. Pitt, RICH (1935-52)
- 16. 153 Wes Miller, UNCG (2011-present)**
17. 148 Herman J. Stegeman, UGA (1921-31)
18. 147 Lester Hooker Jr., RICH (1952-63)
19. 146 Fred Schaus, WVU (1954-60)
20. 145 Steve Cottrell, WCU (1977-87)
- 145 John Shulman, UTC (2004-13)
22. 142 Joe Williams, FUR (1970-78)
23. 141 Tom Scott, UNC (1946-52); DAV (1955-60)
24. 139 Ron Shumate, UTC (1972-79)
- 139 Tom Apke, APP (1986-96)

**Coaching wins per season (min. two seasons)**

- | Avg. Wins      | Yrs.        |          |                                    |
|----------------|-------------|----------|------------------------------------|
| 1. 26.7        | 187         | 7        | Everett Case, NCSU 1946-53         |
| 2. 26.0        | 52          | 2        | Ben Carnevale, UNC 1944-46         |
| <b>3. 25.0</b> | <b>100*</b> | <b>4</b> | <b>Steve Forbes, ETSU 2015-pr.</b> |
| 4. 24.3        | 146         | 6        | Fred Schaus, WVU 1954-60           |
| <b>5. 24.0</b> | <b>48*</b>  | <b>2</b> | <b>Bob Richey, FUR 2017-pr.</b>    |

\* Entering 2019-20 season

**3-point field goals made**

- | Game  |                                 |               |  |
|-------|---------------------------------|---------------|--|
| 1. 15 | Keith Veney, MAR vs. Morehead*  | 12/16/96      |  |
| 15    | Jordan Lyons, FUR vs. NGU*      | 11/15/18      |  |
| 3. 11 | Elton Nesbitt, GSU vs. UTC      | 1/17/05       |  |
| 11    | Fletcher Magee, WOF at UTC      | 2/17/18       |  |
| 11    | Patrick Good, ETSU at WCU       | 1/26/19       |  |
| 6. 10 | 10 times. Last:                 |               |  |
|       | <b>Jordan Lyons, FUR at VMI</b> | <b>1/1/20</b> |  |

\* NCAA record

**Blocked shots**

- | Career        |                           |                 |
|---------------|---------------------------|-----------------|
| 1. 349        | Kyle Hines, UNCG          | 2004-08         |
| 2. 308        | Rans Brempong, WCU        | 2001-05         |
| 3. 270        | Justin Tuoyo, UTC         | 2014-17         |
| 4. 269        | George Singleton, FUR     | 1981-84         |
| 5. 238        | Jody Lumpkin, CofC        | 1998-01         |
| 6. 220        | Jeremy Clayton, APP       | 2004-08         |
| 7. 215        | Kirill Misychenko, CIT    | 1995-98         |
| 8. 213        | Lucas Troutman, Elon      | 2010-14         |
| <b>9. 203</b> | <b>James Dickey, UNCG</b> | <b>2016-pr.</b> |
| 10. 202       | Lewis Preston, VMI        | 1990-93         |

**Steals**

- | Career        |                          |                 |
|---------------|--------------------------|-----------------|
| 1. 334        | Keith Jennings, ETSU     | 1988-91         |
| 2. 293        | D.J. Thompson, APP       | 2003-06         |
| 3. 285        | Brigham Waginger, WCU    | 2006-10         |
| 4. 250        | Derek Rucker, DAV        | 1985-88         |
| <b>5. 249</b> | <b>Josh Sharkey, SAM</b> | <b>2016-pr.</b> |
| 6. 247        | Tyson Patterson, APP     | 1996-00         |

**Season**

- | Game     |  |                 |
|----------|--|-----------------|
| 1. 11    | Ali Ton, DAV vs. Tufts                   | 11/29/97        |
| 2. 10    | Shawn Moore, MAR vs. ETSU                | 1/29/94         |
| 10       | Brandon Born, UTC vs. USC Aiken          | 11/26/94        |
| 10       | Jason Bell, VMI vs. Furman               | 2/10/98         |
| 10       | Zakee Wadood, ETSU vs. Clemson           | 12/15/03        |
| 6. 9     | D.J. Thompson, APP vs. UNCG              | 2/22/07         |
| 9        | Stephen Curry, DAV vs. Guilford          | 11/14/08        |
| <b>9</b> | <b>Isaiah Miller, UNCG vs. Mercer</b>    | <b>1/1/20</b>   |
| 9. 8     | 21 times. Last:                          |                 |
|          | <b>Tray Boyd III, ETSU vs. Mars Hill</b> | <b>12/19/19</b> |

**Assists**

- | Career        |                          |                 |
|---------------|--------------------------|-----------------|
| 1. 983        | Keith Jennings, ETSU     | 1988-91         |
| 2. 701        | Greg White, MAR          | 1978-81         |
| 3. 668        | Guilherme Da Luz, FUR    | 2000-03         |
| <b>4. 667</b> | <b>Josh Sharkey, SAM</b> | <b>2016-pr.</b> |
| 5. 663        | Jason Richards, DAV      | 2004-08         |
| 6. 647        | Casey Rogers, WCU        | 1999-02         |

**Points scored**

(SoCon career rank)

- |       |                             |
|-------|-----------------------------|
| 1,323 | Nathan Hoover, Wofford, Sr. |
| 1,312 | Josh Sharkey, Samford, Sr.  |
| 1,299 | Jordan Lyons, Furman, Sr.   |
| 1,152 | Isaiah Miller, UNCG, Jr.    |
| 973   | Ethan Stair, Mercer, R-Sr.  |

**Points scored per game (min. 800 points)**

- |       |                             |
|-------|-----------------------------|
| 13.09 | Isaiah Miller, UNCG, Jr.    |
| 11.61 | Josh Sharkey, Samford, Sr.  |
| 11.21 | Nathan Hoover, Wofford, Sr. |
| 11.10 | Jordan Lyons, Furman, Sr.   |
| 10.89 | Ross Cummings, Mercer, Sr.  |

**Field-goal percentage (min. 240 made)**

- |      |                                      |
|------|--------------------------------------|
| .601 | Carlos Dotson, Western Carolina, Sr. |
| .539 | James Dickey, UNCG, Sr.              |
| .529 | Clay Mounce, Furman, Jr.             |
| .502 | Bo Hodges, ETSU, Jr.                 |
| .500 | Isaiah Miller, UNCG, Jr.             |

**3-point field goals made**

- |     |                                       |
|-----|---------------------------------------|
| 258 | Jordan Lyons, Furman, Sr.             |
| 253 | Nathan Hoover, Wofford, Sr.           |
| 177 | Matt Halvorsen, Western Carolina, Jr. |
| 173 | Ross Cummings, Mercer, Sr.            |
| 148 | Kaiden Rice, The Citadel, Jr.         |

**3-point field-goal percentage (min. 120 made)**

- |      |                                |
|------|--------------------------------|
| .446 | Storm Murphy, Wofford, Jr.     |
| .415 | Brandon Austin, Samford, R-Sr. |
| .404 | Ross Cummings, Mercer, Sr.     |
| .387 | Nathan Hoover, Wofford, Sr.    |
| .387 | Patrick Good, ETSU, R-Jr.      |

**Free-throw percentage (min. 110 made)**

- |      |                                |
|------|--------------------------------|
| .878 | Nathan Hoover, Wofford, Sr.    |
| .854 | Myron Gordon, Samford, Sr.     |
| .850 | Matt Halvorsen, WCU, Jr.       |
| .801 | Djordje Dimitrijevic, MER, Sr. |
| .801 | Ross Cummings, Mercer, Sr.     |

**Rebounds**

- |     |                               |
|-----|-------------------------------|
| 906 | James Dickey, UNCG, Sr.       |
| 496 | Ethan Stair, Mercer, R-Sr.    |
| 479 | Jeremy Rodriguez, ETSU, R-Sr. |
| 466 | Garrett Gilkeson, VMI, Sr.    |
| 456 | Tyler Creammer, VMI, Sr.      |

**Rebounds per game (min. 280 rebounds)**

- |      |                                      |
|------|--------------------------------------|
| 9.98 | Jeremy Rodriguez, ETSU, R-Sr.        |
| 9.38 | Carlos Dotson, Western Carolina, Sr. |
| 7.95 | James Dickey, UNCG, Jr.              |
| 7.63 | Robert Allen, Samford, So.           |
| 5.04 | Kaelon Harris, The Citadel, Sr.      |

**Blocked shots**

- |     |                            |     |
|-----|----------------------------|-----|
| 203 | James Dickey, UNCG, Sr.    | (9) |
| 96  | Kyrin Galloway, UNCG, Sr.  |     |
| 62  | Clay Mounce, Furman, Jr.   |     |
| 57  | Bo Hodges, ETSU, Jr.       |     |
| 47  | Robert Allen, Samford, So. |     |

**Steals**

- |     |                            |     |
|-----|----------------------------|-----|
| 249 | Josh Sharkey, Samford, Sr. | (5) |
| 193 | Isaiah Miller, UNCG, Jr.   |     |
| 124 | Garrett Gilkeson, VMI, Sr. |     |
| 103 | Ethan Stair, Mercer, R-Sr. |     |
| 97  | Jordan Lyons, Furman, Sr.  |     |

**Assists**

- |     |                            |     |
|-----|----------------------------|-----|
| 667 | Josh Sharkey, Samford, Sr. | (4) |
| 284 | Storm Murphy, Wofford, Jr. |     |
| 213 | Garrett Gilkeson, VMI, Sr. |     |
| 205 | Alex Hunter, Furman, Jr.   |     |
| 178 | Isaiah Miller, UNCG, Jr.   |     |

**Assists per game (min. 150 assists)**

- |      |                            |
|------|----------------------------|
| 5.90 | Josh Sharkey, Samford, Sr. |
| 3.42 | Storm Murphy, Wofford, Jr. |
| 3.02 | Isaiah Tisdale, ETSU, Sr.  |
| 2.47 | Alex Hunter, Furman, Jr.   |
| 2.04 | Greg Parham, VMI, Jr.      |

**America East (1-0)**

12/18 UNCG 54, Vermont 53

**American Athletic (0-3)**

11/5 East Carolina 80, VMI 68  
 11/21 South Florida 69, Wofford 55  
 12/2 South Florida 65, Furman 55

**ASUN (7-1)**

11/11 Mercer 74, Kennesaw State 62  
 11/15 Mercer 84, FGCU 68  
 11/16 North Alabama 61, Samford 55  
 11/21 Western Carolina 96, Jacksonville 94 (2OT)  
 11/24 Western Carolina 70, Stetson 64  
 12/4 UNCG 72, Kennesaw State 54  
 (Fleming Gym; Greensboro, N.C.)  
 12/7 VMI 88, Stetson 61  
 12/22 Wofford 83, Kennesaw State 70

**Atlantic 10 (0-2)**

11/26 St. Bonaventure 56, Mercer 51  
 12/4 Duquesne 71, VMI 58

**Atlantic Coast (1-7)**

11/15 Florida State 79, Western Carolina 74  
 11/20 Florida State 89, Chattanooga 53  
 12/11 Virginia Tech 63, Chattanooga 58  
 12/15 NC State 80, UNCG 77  
 12/15 Wofford 68, #17 North Carolina 64  
 12/19 #4 Duke 86, Wofford 57  
 12/21 Virginia Tech 64, VMI 55  
 12/22 NC State 83, The Citadel 63

**Big 12 (0-2)**

11/8 #3 Kansas 74, UNCG 62  
 11/19 #4 Kansas 75, ETSU 63

**Big East (1-4)**

11/6 St. John's 109, Mercer 79  
 11/16 Butler 80, Wofford 61  
 11/30 UNCG 65, Georgetown 61  
 12/18 Xavier 74, Western Carolina 61  
 12/21 Georgetown 99, Samford 71

**Big Sky (1-2)**

11/15 Idaho 68, VMI 67  
 (Jonesboro, Ark.)  
 11/16 Montana State 67, UNCG 66  
 (Fleming Gym; Greensboro, N.C.)  
 11/24 ETSU 70, Southern Utah 58

**Big South (12-4)**

11/5 Furman 70, Gardner-Webb 63  
 11/9 UNC Asheville 91, The Citadel 76  
 11/9 Western Carolina 71, Gardner-Webb 59  
 11/9 Wofford 89, High Point 61  
 11/11 Presbyterian 80, VMI 77 (OT)  
 11/12 Furman 91, Charleston Southern 47  
 11/14 ETSU 61, Winthrop 58  
 11/16 Campbell 87, The Citadel 73  
 12/7 UNCG 60, Radford 58  
 12/7 Western Carolina 78, UNC Asheville 77  
 12/7 Wofford 81, Gardner-Webb 77  
 12/8 Furman 84, USC Upstate 72  
 12/14 Furman 80, Winthrop 73  
 (Bon Secours Wellness Arena; Greenville, S.C.)  
 12/19 The Citadel 102, Longwood 99 (3OT)  
 12/21 Chattanooga 68, UNC Asheville 64  
 12/29 USC Upstate 91, VMI 82

**Big Ten (0-1)**

11/20 Illinois 85, The Citadel 57

**Big West (1-1)**

11/17 VMI 89, UC Davis 84 (2OT)  
 (Jonesboro, Ark.)  
 12/15 Hawaii 94, Samford 73

**Colonial (2-1)**

11/12 William & Mary 80, Wofford 79  
 11/26 Furman 97, Elon 61  
 12/16 Mercer 72, UNCW 63

**Conference USA (0-2)**

11/30 Louisiana Tech 78, Samford 57  
 12/22 Florida Atlantic 65, Mercer 50

**Horizon (3-0)**

11/23 Mercer 72, UIC 68  
 12/21 ETSU 80, Cleveland State 55  
 12/21 UNCG 67, Northern Kentucky 50  
 (Fleming Gym; Greensboro, N.C.)

**Metro Atlantic Athletic (2-2)**

11/8 Marist 58, VMI 56  
 11/19 Samford 70, Manhattan 57  
 11/23 The Citadel 79, Marist 75  
 12/1 Canisius 76, Mercer 66  
 (Boca Raton, Fla.)

**Mid-Eastern Athletic (5-0)**

11/5 UNCG 83, North Carolina A&T 50  
 11/12 Western Carolina 90, North Carolina A&T 64  
 11/23 ETSU 98, Delaware State 66  
 11/26 Wofford 67, Maryland Eastern Shore 42  
 12/2 Wofford 77, North Carolina Central 59

**Missouri Valley (1-0)**

11/8 Furman 87, Loyola-Chicago 63

**Non-Division I (25-0)**

11/5 Wofford 86, Erskine 63  
 11/6 ETSU 79, Newberry 50  
 11/7 Samford 68, Kentucky Wesleyan 42  
 11/8 Mercer 84, Columbia International 76  
 11/11 UNCG 109, Averett 51  
 11/13 Samford 102, UVa-Wise 64  
 11/15 Furman 83, Southern Wesleyan 61  
 11/20 VMI 96, Christendom 20  
 11/22 Furman 90, Columbia International 45  
 11/26 The Citadel 90, Brevard 47  
 11/26 VMI 98, Goucher 32  
 11/27 Western Carolina 78, Bryan 54  
 12/3 Samford 97, Auburn-Montgomery 64  
 12/7 The Citadel 108, Carver 40  
 12/8 Chattanooga 99, Tennessee Wesleyan 51  
 12/10 The Citadel 129, Piedmont 83  
 12/11 Furman 90, North Greenville 65  
 12/11 VMI 78, Ferrum 60  
 12/13 Wofford 112, North Greenville 66  
 12/15 ETSU 97, Milligan 41  
 12/28 Western Carolina 108, Piedmont 47  
 12/28 Mercer 104, Milligan 52  
 12/28 UNCG 106, William Peace 34  
 12/29 Chattanooga 72, Cumberland 42  
 12/29 ETSU 117, Mars Hill 48

**Ohio Valley (6-3)**

11/5 Morehead State 90, Samford 86 (2OT)  
 11/5 Eastern Kentucky 79, Chattanooga 68  
 11/9 Chattanooga 59, Tennessee State 57  
 11/9 ETSU 92, UT Martin 75  
 11/11 Belmont 95, Samford 63  
 11/15 UNCG 64, Tennessee Tech 30  
 (Fleming Gym; Greensboro, N.C.)  
 11/19 The Citadel 74, Southeast Missouri 69  
 11/30 Chattanooga 63, Jacksonville State 60  
 (Niceville, Fla.)

America East.....	1-0
American Athletic.....	0-3
ASUN.....	7-1
Atlantic 10.....	0-2
Atlantic Coast.....	1-7
Big 12.....	0-2
Big East.....	1-4
Big Sky.....	1-2
Big South.....	12-4
Big Ten.....	0-1
Big West.....	1-1
Colonial.....	2-1
Conference USA.....	0-2
Horizon.....	3-0
Metro Atlantic Athletic.....	2-2
Mid-Eastern Athletic.....	5-0
Missouri Valley.....	1-0
Non-Division I.....	25-0
Ohio Valley.....	6-3
Patriot.....	0-1
Southeastern.....	1-7
Southland.....	1-0
Southwestern Athletic.....	1-0
Summit.....	0-2
Sun Belt.....	8-3
<b>Total.....</b>	<b>79-48</b>
Home.....	52-10
Away.....	23-35
Neutral.....	4-3
vs. Top 25.....	1-5

12/21 Western Carolina 89, Tennessee Tech 76

**Patriot (0-1)**

12/2 Holy Cross 81, Mercer 67  
 (Boca Raton, Fla.)

**Southeastern (1-7)**

11/5 Georgia 91, Western Carolina 72  
 11/12 Georgia 95, The Citadel 86  
 11/18 Missouri 75, Wofford 56  
 11/19 Alabama 81, Furman 73  
 11/25 #17 Tennessee 58, Chattanooga 46  
 12/5 #14 Auburn 81, Furman 78 (OT)  
 12/18 Alabama 105, Samford 87  
 (Legacy Arena; Birmingham, Ala.)  
 12/18 ETSU 74, LSU 63

**Southland (1-0)**

12/7 Samford 113, Houston Baptist 90

**Southwestern Athletic (1-0)**


11/29 Chattanooga 74, Alabama State 56  
 (Niceville, Fla.)

**Summit (0-2)**

11/27 South Dakota State 86, Samford 77  
 12/7 North Dakota State 78, ETSU 68

**Sun Belt (8-3)**

11/12 Chattanooga 74, Troy 68  
 11/14 Arkansas State 71, VMI 56  
 11/15 Chattanooga 90, South Alabama 72  
 11/18 UNCG 55, Appalachian State 41  
 11/19 Georgia Southern 98, Mercer 88  
 11/23 Samford 72, Troy 60  
 11/26 ETSU 78, Appalachian State 69  
 11/27 Furman 58, UT Arlington 57  
 (Elon, N.C.)  
 11/30 ETSU 67, Little Rock 63  
 12/7 Georgia State 73, Mercer 61  
 12/15 Chattanooga 84, Troy 80 (OT)



### The Citadel (6-8, 0-3 SoCon)

N9	UNC ASHEVILLE (ESPN3)	L, 76-91
N12	at Georgia (SEC Network+)	L, 86-95
N16	CAMPBELL (ESPN3)	L, 73-87
N19	at Southeast Missouri (ESPN+)	W, 74-69
N20	at Illinois# (Big Ten Network)	L, 57-85
N23	at Marist (ESPN+)	W, 79-75
N26	BREVARD# (ESPN+)	W, 90-47
D4	*ETSU (ESPN+)	L, 84-96
D7	CARVER (ESPN3)	W, 108-40
D10	PIEDMONT (ESPN3)	W, 129-83
D19	at Longwood (ESPN+)	W, 102-99 (3OT)
D22	at NC State (ACC Network)	L, 63-83
J1	*at Samford (ESPN+)	L, 68-69
J4	*WESTERN CAROLINA (ESPN+)	L, 82-86
J11	*at Wofford (ESPN3)	7 p.m.
J15	*UNCG (ESPN+)	7 p.m.
J18	*at VMI (ESPN+)	1 p.m.
J22	*at Chattanooga (ESPN+)	7 p.m.
J25	*FURMAN (ESPN3)	1 p.m.
J29	*WOFFORD (ESPN+)	7 p.m.
F1	*at Mercer (Nexstar/ESPN3)	4:30 p.m.
F5	*at UNCG (ESPN3)	7 p.m.
F8	*VMI (ESPN+)	1 p.m.
F12	*at ETSU (ESPN+)	7 p.m.
F15	*SAMFORD (Nexstar/ESPN3)	1 p.m.
F19	*CHATTANOOGA (ESPN+)	7 p.m.
F22	*at Western Carolina (ESPN3)	7:30 p.m.
F26	*MERCER (ESPN3)	7 p.m.
F29	*at Furman (Nexstar/ESPN+)	4 p.m.
M6-9	at SoCon Championship (Asheville, N.C.)	

# - Illinois Classic (campus sites)



### ETSU (14-3, 3-1 SoCon)

N6	NEWBERRY (ESPN+)	W, 79-50
N9	at UT Martin (ESPN+)	W, 92-75
N14	WINTHROP (ESPN+)	W, 61-58
N19	at No. 4 Kansas# (ESPN+)	L, 63-75
N23	DELAWARE STATE# (ESPN3)	W, 98-66
N24	SOUTHERN UTAH# (ESPN+)	W, 70-58
N26	APPALACHIAN STATE (ESPN+)	W, 78-69
N30	at Little Rock (ESPN+)	W, 67-63
D4	*at The Citadel (ESPN+)	W, 96-84
D7	at North Dakota State (ESPN+)	L, 68-78
D15	MILLIGAN (ESPN3)	W, 97-41
D18	at LSU (SEC Network)	W, 74-63
D21	CLEVELAND STATE (ESPN3)	W, 80-55
D29	MARS HILL (ESPN3)	W, 117-48
J1	*WOFFORD (ESPN+)	W, 49-48
J4	*at Furman (ESPN3)	L, 56-65
J8	*at UNCG (ESPN+)	W, 64-57
J11	*VMI (Nexstar/ESPN3)	4 p.m.
J15	*SAMFORD (ESPN+)	7 p.m.
J18	*at Western Carolina (Nexstar/ESPN+)	7 p.m.
J25	*CHATTANOOGA (ESPN+)	4 p.m.
J29	*MERCER (ESPN+)	7 p.m.
F1	*UNCG (ESPN+)	4 p.m.
F5	*at Chattanooga (ESPN+)	7 p.m.
F8	*at Mercer (ESPN+)	4:30 p.m.
F12	*THE CITADEL (ESPN+)	7 p.m.
F15	*at VMI (ESPN+)	1 p.m.
F19	*FURMAN (ESPN+)	7 p.m.
F22	*at Samford (ESPN+)	3 p.m.
F26	*at Wofford (ESPN+)	7 p.m.
F29	*WESTERN CAROLINA (ESPN+)	4 p.m.
M6-9	at SoCon Championship (Asheville, N.C.)	

# - Maui Jim Maui Invitational (campus sites)



### Furman (14-3, 4-0 SoCon)

N5	at Gardner-Webb (ESPN+)	W, 70-63
N8	LOYOLA CHICAGO (ESPN3)	W, 87-63
N12	at Charleston Southern (ESPN+)	W, 91-47
N15	SOUTHERN WESLEYAN# (ESPN3)	W, 83-61
N19	at Alabama# (SEC Network+)	L, 73-81
N22	COLUMBIA INTERNATIONAL (ESPN3)	W, 90-45
N26	at Elon# (FloHoops)	W, 97-61
N27	vs. UT Arlington^	W, 58-57
D2	at South Florida (ESPN3)	L, 55-65
D5	at No. 14 Auburn (SEC Network)	L, 78-81 (OT)
D8	USC UPSTATE (ESPN+)	W, 84-72
D11	NORTH GREENVILLE (ESPN3)	W, 90-65
D14	WINTHROP& (ESPN+)	W, 80-73
D20	*at Mercer (ESPN3)	W, 64-62
J1	*at VMI (ESPN+)	W, 89-73
J4	*ETSU (ESPN3)	W, 65-56
J8	*at Chattanooga (ESPN+)	W, 73-66
J11	*UNCG& (ESPN3)	7 p.m.
J15	*WESTERN CAROLINA (ESPN+)	7 p.m.
J17	*at Wofford (ESPN3)	7 p.m.
J22	*SAMFORD (ESPN+)	7 p.m.
J25	*at The Citadel (ESPN3)	1 p.m.
J29	*VMI (ESPN+)	7 p.m.
F5	*MERCER (ESPN+)	7 p.m.
F8	*at Western Carolina (ESPN+)	2 p.m.
F12	*at Samford (ESPN+)	7:30 p.m.
F15	*CHATTANOOGA (ESPN3)	4 p.m.
F19	*at ETSU (ESPN+)	7 p.m.
F22	*WOFFORD& (Nexstar/ESPN+)	12 p.m.
F26	*at UNCG (ESPN+)	7 p.m.
F29	*THE CITADEL (Nexstar/ESPN+)	4 p.m.
M6-9	at SoCon Championship (Asheville, N.C.)	


# - Bad Boy Mowers Battle 4 Atlantis (campus sites)  
^ - Bad Boy Mowers Battle 4 Atlantis (Elon, N.C.)  
& - Bon Secours Wellness Arena (Greenville, S.C.)



### Mercer (6-10, 0-3 SoCon)

N6	at St. John's (FS1)	L, 79-109
N8	COLUMBIA INTERNATIONAL (ESPN3)	W, 84-76
N11	KENNESAW STATE (ESPN+)	W, 74-62
N15	FGCU (ESPN3)	W, 84-68
N19	at Georgia Southern (ESPN+)	L, 88-98
N23	at UIC# (ESPN+)	W, 72-68
N26	at St. Bonaventure# (ESPN+)	L, 51-56
D1	vs. Canisius^ (CUSA.TV)	L, 66-76
D2	vs. Holy Cross^ (CUSA.TV)	L, 67-81
D7	GEORGIA STATE (ESPN+)	L, 61-73
D16	at UNCW (FloHoops)	W, 72-63
D20	*FURMAN (ESPN3)	L, 62-64
D22	FLORIDA ATLANTIC (ESPN+)	L, 50-65
D28	MILLIGAN (ESPN3)	W, 104-52
J1	*at UNCG (ESPN+)	L, 63-72
J4	*CHATTANOOGA (ESPN3)	L, 61-70
J11	*at Western Carolina (ESPN+)	5 p.m.
J15	*VMI (ESPN+)	7 p.m.
J18	*at Samford (ESPN3)	3 p.m.
J22	*WESTERN CAROLINA (ESPN+)	7 p.m.
J25	*at VMI (Nexstar/ESPN3)	1 p.m.
J29	*at ETSU (ESPN+)	7 p.m.
F1	*THE CITADEL (Nexstar/ESPN3)	4:30 p.m.
F5	*at Furman (ESPN+)	7 p.m.
F8	*ETSU (ESPN+)	4:30 p.m.
F12	*at Wofford (ESPN+)	7 p.m.
F15	*UNCG (ESPN3)	4:30 p.m.
F19	*SAMFORD (ESPN+)	7 p.m.
F22	*at Chattanooga (ESPN3)	4:30 p.m.
F26	*at The Citadel (ESPN3)	7 p.m.
F29	*WOFFORD (ESPN+)	4:30 p.m.
M6-9	at SoCon Championship (Asheville, N.C.)	


# - Boca Raton Beach Classic (campus sites)  
^ - Boca Raton Beach Classic (Boca Raton, Fla.)



### UNC Greensboro (12-5, 2-2 SoCon)

N5	North Carolina A&T (ESPN3)	W, 83-50
N8	at No. 3 Kansas (ESPN3)	L, 62-74
N11	AVERETT# (ESPN+)	W, 109-51
N15	TENNESSEE TECH#^ (ESPN3)	W, 64-30
N16	MONTANA STATE#^ (ESPN3)	L, 66-67
N18	APPALACHIAN STATE# (ESPN+)	W, 55-41
N24	*VMI (ESPN+)	W, 74-63
N30	at Georgetown (FS2)	W, 65-61
D4	KENNESAW STATE^ (ESPN+)	W, 72-54
D7	at Radford (ESPN+)	W, 60-58
D15	NC STATE (ESPN+)	L, 77-80
D18	at Vermont (ESPN+)	W, 54-53
D21	NORTHERN KENTUCKY^ (ESPN+)	W, 67-50
D28	WILLIAM PEACE (ESPN3)	W, 106-34
J1	*MERCER (ESPN+)	W, 72-63
J4	*at Wofford (Nexstar/ESPN+)	L, 92-98 (2OT)
J8	*ETSU (ESPN+)	L, 57-64
J11	*at Furman& (ESPN3)	7 p.m.
J15	*at The Citadel (ESPN+)	7 p.m.
J18	*CHATTANOOGA (ESPN+)	7 p.m.
J25	*at Samford (ESPN3)	3 p.m.
J29	*at Western Carolina (ESPN+)	7 p.m.
F1	*at ETSU (ESPN+)	4 p.m.
F5	*THE CITADEL (ESPN3)	7 p.m.
F9	*SAMFORD (ESPN+)	1 p.m.
F12	*WESTERN CAROLINA (ESPN+)	7 p.m.
F15	*at Mercer (ESPN3)	4:30 p.m.
F19	*WOFFORD (ESPN+)	7 p.m.
F22	*at VMI (ESPN+)	1 p.m.
F26	*FURMAN (ESPN+)	7 p.m.
F29	*at Chattanooga (ESPN+)	4:30 p.m.
M6-9	at SoCon Championship (Asheville, N.C.)	


# - Spartan Invitational  
^ - Fleming Gymnasium (Greensboro, N.C.)  
& - Bon Secours Wellness Arena (Greenville, S.C.)



### Samford (8-9, 2-1 SoCon)

N5	at Morehead State (ESPN+)	L, 86-90 (2OT)
N7	KENTUCKY WESLEYAN (ESPN+)	W, 68-42
N11	at Belmont (ESPN+)	L, 63-95
N13	UVA-WISE (ESPN3)	W, 102-64
N16	at North Alabama (ESPN+)	L, 55-61
N19	MANHATTAN (ESPN+)	W, 70-57
N23	TROY (ESPN3)	W, 72-60
N27	at South Dakota State (ESPN3)	L, 77-86
N30	at Louisiana Tech (CUSA.TV)	L, 57-78
D3	AUBURN-MONTGOMERY (ESPN3)	W, 97-64
D7	at Houston Baptist	W, 113-90
D15	at Hawaii (Spectrum Sports)	L, 73-94
D18	ALABAMA# (ESPN+)	L, 87-105
D21	at Georgetown (FS1)	L, 71-99
J1	*THE CITADEL (ESPN+)	W, 69-68
J4	*at VMI (ESPN+)	W, 78-75
J8	*WOFFORD (ESPN+)	L, 62-67
J11	*at Chattanooga (ESPN3)	2 p.m.
J15	*at ETSU (ESPN+)	7 p.m.
J18	*MERCER (ESPN3)	3 p.m.
J22	*at Furman (ESPN+)	7 p.m.
J25	*UNCG (ESPN3)	3 p.m.
J29	*CHATTANOOGA (ESPN+)	7:30 p.m.
F1	*at Wofford (ESPN3)	7 p.m.
F5	*WESTERN CAROLINA (ESPN3)	7:30 p.m.
F9	*at UNCG (ESPN+)	1 p.m.
F12	*FURMAN (ESPN+)	7:30 p.m.
F15	*at The Citadel (Nexstar/ESPN3)	1 p.m.
F19	*at Mercer (ESPN+)	7 p.m.
F22	*ETSU (ESPN+)	3 p.m.
F26	*at Western Carolina (ESPN+)	7 p.m.
F29	*VMI (ESPN3)	5 p.m.
M6-9	at SoCon Championship (Asheville, N.C.)	


# - Legacy Arena at Birmingham-Jefferson Convention Complex (Birmingham, Ala.)



**Chattanooga**  
(10-6, 1-2 SoCon)

N5	at Eastern Kentucky (ESPN+)	L, 68-79
N9	TENNESSEE STATE (SDN)	W, 59-57
N12	at Troy (ESPN+)	W, 74-68
N15	SOUTH ALABAMA (SDN)	W, 90-72
N20	at Florida State# (Fox Sports South/ACCNE)	L, 53-89
N25	at No. 17 Tennessee# (SEC Network)	L, 46-58
N29	vs. Alabama State^ (EmeraldCoast.TV)	W, 74-56
N30	vs. Jacksonville State^ (EmeraldCoast.TV)	W, 63-60
D3	*at Western Carolina (ESPN3)	L, 77-87
D8	TENNESSEE WESLEYAN (ESPN3)	W, 99-51
D11	at Virginia Tech (ACC Network)	L, 58-63
D15	TROY (ESPN+)	W, 84-80 (OT)
D21	at UNC Asheville (ESPN+)	W, 68-64
D29	CUMBERLAND (ESPN3)	W, 72-42
J4	*at Mercer (ESPN3)	W, 70-61
J8	*FURMAN (ESPN+)	L, 66-73
J11	*SAMFORD (ESPN3)	2 p.m.
J15	*WOFFORD (ESPN+)	7 p.m.
J18	*at UNCG (ESPN+)	7 p.m.
J22	*THE CITADEL (ESPN+)	7 p.m.
J25	*at ETSU (ESPN+)	4 p.m.
J29	*at Samford (ESPN+)	7:30 p.m.
F1	*WESTERN CAROLINA (ESPN3)	2 p.m.
F5	*ETSU (ESPN+)	7 p.m.
F8	*at Wofford (Nexstar/ESPN+)	7 p.m.
F12	*VMI (ESPN+)	7 p.m.
F15	*at Furman (ESPN3)	4 p.m.
F19	*at The Citadel (ESPN+)	7 p.m.
F22	*MERCER (ESPN3)	4:30 p.m.
F26	*at VMI (ESPN+)	7 p.m.
F29	*UNCG (ESPN+)	4:30 p.m.
M6-9	at SoCon Championship (Asheville, N.C.)	


# - Emerald Coast Classic (campus sites)  
^ - Emerald Coast Classic (Niceville, Fla.)



**VMI**  
(5-12, 0-4 SoCon)


N5	at East Carolina (ESPN3)	L, 68-80
N8	MARIST (ESPN3)	L, 56-58
N11	PRESBYTERIAN (ESPN+)	L, 77-80 (OT)
N14	at Arkansas State# (ESPN+)	L, 56-71
N15	vs. Idaho^	L, 67-68*
N17	vs. UC Davis^	W, 89-84 (2OT)
N20	CHRISTENDOM# (ESPN3)	W, 96-20
N24	*at UNCG (ESPN+)	L, 63-74
N26	GOUCHER (ESPN3)	W, 98-32
D4	at Duquesne (ESPN+)	L, 58-71
D7	STETSON (ESPN+)	W, 88-61
D11	FERRUM (ESPN3)	W, 78-60
D21	at Virginia Tech (ACC Network)	L, 55-64
D29	at USC Upstate (ESPN+)	L, 82-91
J1	*FURMAN (ESPN+)	L, 73-89
J4	*SAMFORD (ESPN+)	L, 75-78
J8	*WESTERN CAROLINA (ESPN3)	L, 85-97
J11	*at ETSU (Nexstar/ESPN3)	4 p.m.
J15	*at Mercer (ESPN+)	7 p.m.
J18	*THE CITADEL (ESPN+)	1 p.m.
J22	*at Wofford (ESPN+)	7 p.m.
J25	*MERCER (Nexstar/ESPN3)	1 p.m.
J29	*at Furman (ESPN+)	7 p.m.
F5	*WOFFORD (ESPN+)	7 p.m.
F8	*at The Citadel (ESPN+)	1 p.m.
F12	*at Chattanooga (ESPN+)	7 p.m.
F15	*ETSU (ESPN+)	1 p.m.
F19	*at Western Carolina (ESPN+)	7 p.m.
F22	*UNCG (ESPN+)	1 p.m.
F26	*CHATTANOOGA (ESPN+)	7 p.m.
F29	*at Samford (ESPN3)	5 p.m.
M6-9	at SoCon Championship (Asheville, N.C.)	

# - Red Wolves Classic (campus sites)  
^ - Red Wolves Classic (Jonesboro, Ark.)



**Western Carolina**  
(11-3, 3-0 SoCon)

N5	at Georgia (SEC Network+)	L, 72-91
N9	GARDNER-WEBB (ESPN3)	W, 71-59
N12	NORTH CAROLINA A&T (ESPN+)	W, 90-64
N15	at Florida State (Fox Sports South/ACCNE)	L, 74-79
N21	at Jacksonville (ESPN+)	W, 96-94 (2OT)
N24	at Stetson (ESPN+)	W, 70-64
N27	BRYAN (SDN)	W, 78-54
D3	*CHATTANOOGA (ESPN3)	W, 87-77
D7	UNC ASHEVILLE (Nexstar/ESPN3)	W, 78-77
D18	at Xavier (FS1)	L, 61-74
D21	at Tennessee Tech (ESPN+)	W, 89-76
D28	PIEDMONT (SDN)	W, 108-47
J4	*at The Citadel (ESPN+)	W, 86-82
J8	*at VMI (ESPN3)	W, 97-85
J11	*MERCER (ESPN+)	5 p.m.
J15	*at Furman (ESPN+)	7 p.m.
J18	*ETSU (Nexstar/ESPN+)	7 p.m.
J22	*at Mercer (ESPN+)	7 p.m.
J25	*WOFFORD (ESPN3)	7 p.m.
J29	*UNCG (ESPN+)	7 p.m.
F1	*at Chattanooga (ESPN3)	2 p.m.
F5	*at Samford (ESPN3)	7:30 p.m.
F8	*FURMAN (ESPN+)	2 p.m.
F12	*at UNCG (ESPN+)	7 p.m.
F15	*at Wofford (ESPN+)	7 p.m.
F19	*VMI (ESPN+)	7 p.m.
F22	*THE CITADEL (ESPN3)	7:30 p.m.
F26	*SAMFORD (ESPN+)	7 p.m.
F29	*at ETSU (ESPN+)	4 p.m.
M6-9	at SoCon Championship (Asheville, N.C.)	



**Wofford**  
(10-6, 2-1 SoCon)

N5	ERSKINE (ESPN3)	W, 86-63
N9	HIGH POINT (SDN)	W, 89-61
N12	WILLIAM & MARY (ESPN+)	L, 79-80
N16	at Butler# (FS2)	L, 61-80
N18	at Missouri# (SEC Network+)	L, 56-75
N21	at South Florida (ESPN3)	L, 55-69
N26	at Maryland Eastern Shore#	W, 67-42
D2	NORTH CAROLINA CENTRAL (ESPN+)	W, 77-59
D7	GARDNER-WEBB (ESPN3)	W, 81-77
D13	NORTH GREENVILLE (ESPN3)	W, 112-66
D15	at No. 17 North Carolina (ACC Network)	W, 68-64
D19	at No. 4 Duke (ESPN2)	L, 57-86
D22	at Kennesaw State (ESPN+)	W, 83-70
J1	*at ETSU (ESPN+)	L, 48-49
J4	*UNCG (Nexstar/ESPN+)	W, 98-92 (2OT)
J8	*at Samford (ESPN+)	W, 67-762
J11	*THE CITADEL (ESPN3)	7 p.m.
J15	*at Chattanooga (ESPN+)	7 p.m.
J17	*FURMAN (ESPN3)	7 p.m.
J22	*VMI (ESPN+)	7 p.m.
J25	*at Western Carolina (ESPN3)	7 p.m.
J29	*at The Citadel (ESPN+)	7 p.m.
F1	*SAMFORD (ESPN3)	7 p.m.
F5	*at VMI (ESPN+)	7 p.m.
F8	*CHATTANOOGA (Nexstar/ESPN+)	7 p.m.
F12	*MERCER (ESPN+)	7 p.m.
F15	*WESTERN CAROLINA (ESPN+)	7 p.m.
F19	*at UNCG (ESPN+)	7 p.m.
F22	*at Furman& (Nexstar/ESPN+)	12 p.m.
F26	*ETSU (ESPN+)	7 p.m.
F29	*at Mercer (ESPN+)	4:30 p.m.
M6-9	at SoCon Championship (Asheville, N.C.)	

# - Hall of Fame Classic (campus sites)  
& - Bon Secours Wellness Arena (Greenville, S.C.)

**Southern Conference men's basketball  
media relations information**

<p><b>The Citadel (CitadelSports.com)</b> Milledge Austin (maustin7@citadel.edu) Office: 843-953-6567</p> <p><b>ETSU (ETSUBucs.com)</b> Kevin Brown (brownk@etsu.edu) Office: 423-439-5263</p> <p><b>Furman (FurmanPaladins.com)</b> Jordan Caskey (jordan.caskey@furman.edu) Office: 864-294-3065</p> <p><b>Mercer (MercerBears.com)</b> Travis Rae (rae_tj@mercer.edu) Office: 478-301-5219</p> <p><b>UNCG (UNCGSpartans.com)</b> Mark Pinkerton (mdpinker@uncg.edu) Office: 757-812-1926</p> <p><b>Samford (SamfordSports.com)</b> Joey Mullins (jimmulli1@samford.edu) Office: 205-726-2799</p>	<p><b>Chattanooga (GoMocs.com)</b> Jim Horten (jameshorten@utc.edu) Office: 423-425-2350</p> <p><b>VMI (VMIKeydets.com)</b> Wade Branner (brannerwh@vmi.edu) Office: 540-464-7515</p> <p><b>Western Carolina (CatamountSports.com)</b> Steven Grandy (sgrandy@email.wcu.edu) Office: 828-227-2655</p> <p><b>Wofford (WoffordTerriers.com)</b> Phil Marcello (marcellopr@wofford.edu) Office: 864-597-4092</p> <p><b>Southern Conference (SoConSports.com)</b> Phil Perry (pperry@socon.org) Office: 864-591-5100 // Cell: 864-525-5174</p>
---	--

2019-20 Southern Conference  
CONFERENCE BASKETBALL STATISTICS  
Through games of Jan 10, 2020 (All games)

SCORING OFFENSE	G	W-L	Pts	Avg/G
1. The Citadel	14	6-8	1171	83.6
2. Western Carolina	14	11-3	1157	82.6
3. Furman	17	14-3	1327	78.1
4. ETSU	17	14-3	1309	77.0
5. Samford	17	8-9	1300	76.5
6. VMI	17	5-12	1264	74.4
7. Wofford	16	10-6	1184	74.0
8. UNC Greensboro	17	12-5	1235	72.6
9. Mercer	16	6-10	1138	71.1
10. Chattanooga	16	10-6	1121	70.1

SCORING DEFENSE	G	Pts	Avg/G
1. UNC Greensboro	17	991	58.3
2. ETSU	17	1053	61.9
3. Furman	17	1091	64.2
4. Chattanooga	16	1060	66.2
5. Wofford	16	1095	68.4
6. VMI	17	1178	69.3
7. Mercer	16	1153	72.1
8. Western Carolina	14	1023	73.1
9. Samford	17	1295	76.2
10. The Citadel	14	1105	78.9

SCORING MARGIN	G	Offense	Defense	Margin
1. ETSU	17	77.0	61.9	+15.1
2. UNC Greensboro	17	72.6	58.3	+14.4
3. Furman	17	78.1	64.2	+13.9
4. Western Carolina	14	82.6	73.1	+9.6
5. Wofford	16	74.0	68.4	+5.6
6. VMI	17	74.4	69.3	+5.1
7. The Citadel	14	83.6	78.9	+4.7
8. Chattanooga	16	70.1	66.2	+3.8
9. Samford	17	76.5	76.2	+0.3
10. Mercer	16	71.1	72.1	-0.9

FREE THROW PCT	G	FTM	FTA	Pct.
1. Wofford	16	176	229	.769
2. VMI	17	176	240	.733
3. Furman	17	186	260	.715
4. Mercer	16	181	256	.707
5. Western Carolina	14	203	290	.700
6. Samford	17	231	338	.683
7. The Citadel	14	177	261	.678
8. ETSU	17	245	363	.675
9. Chattanooga	16	170	252	.675
10. UNC Greensboro	17	174	277	.628

FIELD GOAL PERCENTAGE	G	FGM	FGA	Pct.
1. Furman	17	486	1006	.483
2. Western Carolina	14	402	845	.476
3. ETSU	17	464	980	.473
4. Wofford	16	419	907	.462
5. Samford	17	476	1045	.456
6. The Citadel	14	422	929	.454
7. Mercer	16	421	955	.441
8. Chattanooga	16	410	937	.438
9. VMI	17	447	1022	.437
10. UNC Greensboro	17	456	1062	.429

FIELD GOAL PCT DEFENSE	G	FGM	FGA	Pct.
1. UNC Greensboro	17	338	841	.402
2. ETSU	17	382	933	.409
3. Samford	17	471	1107	.425
4. Furman	17	415	959	.433
5. Western Carolina	14	375	863	.435
6. The Citadel	14	407	928	.439
7. Mercer	16	413	937	.441
8. Wofford	16	387	878	.441
9. Chattanooga	16	396	894	.443
10. VMI	17	421	948	.444

3-POINT FG PCT	G	3FGM	3FGA	Pct.
1. Wofford	16	170	440	.386
2. Western Carolina	14	150	393	.382
3. VMI	17	194	515	.377
4. Furman	17	169	461	.367
5. Mercer	16	115	317	.363
6. The Citadel	14	150	426	.352
7. ETSU	17	136	393	.346
8. Chattanooga	16	131	382	.343
9. Samford	17	117	343	.341
10. UNC Greensboro	17	149	469	.318

3-POINT FG PCT DEFENSE	G	3FGM	3FGA	Pct.
1. ETSU	17	93	342	.272
2. Furman	17	109	371	.294
3. Western Carolina	14	94	312	.301
4. The Citadel	14	118	387	.305
5. Samford	17	155	493	.314
6. Chattanooga	16	98	311	.315
7. UNC Greensboro	17	110	332	.331
8. Mercer	16	117	353	.331
9. Wofford	16	119	357	.333
10. VMI	17	123	350	.351

REBOUNDING OFFENSE	G	Rebounds	Avg/G
1. Western Carolina	14	550	39.3
2. Samford	17	655	38.5
3. The Citadel	14	538	38.4
4. ETSU	17	638	37.5
5. UNC Greensboro	17	629	37.0
6. Mercer	16	579	36.2
7. VMI	17	602	35.4
8. Chattanooga	16	566	35.4
9. Furman	17	556	32.7
10. Wofford	16	484	30.3

REBOUNDING DEFENSE	G	Rebounds	Avg/G
1. ETSU	17	531	31.2
2. Wofford	16	511	31.9
3. Mercer	16	518	32.4
4. Western Carolina	14	466	33.3
5. UNC Greensboro	17	567	33.4
6. Furman	17	576	33.9
7. Chattanooga	16	543	33.9
8. VMI	17	594	34.9
9. The Citadel	14	539	38.5
10. Samford	17	666	39.2



2019-20 Southern Conference  
CONFERENCE BASKETBALL STATISTICS  
Through games of Jan 10, 2020 (All games)

REBOUNDING MARGIN	G	Team	Avg.	Opp.	Avg.	Margin
1.	ETSU	17	638	37.5	531	31.2 +6.3
2.	Western Carolina	14	550	39.3	466	33.3 +6.0
3.	Mercer	16	579	36.2	518	32.4 +3.8
4.	UNC Greensboro	17	629	37.0	567	33.4 +3.6
5.	Chattanooga	16	566	35.4	543	33.9 +1.4
6.	VMI	17	602	35.4	594	34.9 +0.5
7.	The Citadel	14	538	38.4	539	38.5 -0.1
8.	Samford	17	655	38.5	666	39.2 -0.6
9.	Furman	17	556	32.7	576	33.9 -1.2
10.	Wofford	16	484	30.3	511	31.9 -1.7

BLOCKED SHOTS	G	No.	Avg/G
1.	ETSU	17	76 4.5
2.	UNC Greensboro	17	74 4.4
3.	Samford	17	51 3.0
4.	Furman	17	50 2.9
5.	VMI	17	46 2.7
6.	Wofford	16	42 2.6
7.	The Citadel	14	34 2.4
8.	Mercer	16	36 2.3
9.	Western Carolina	14	27 1.9
10.	Chattanooga	16	24 1.5

ASSISTS	G	No.	Avg/G
1.	VMI	17	289 17.0
2.	The Citadel	14	237 16.9
3.	Furman	17	258 15.2
4.	Western Carolina	14	212 15.1
5.	Mercer	16	227 14.2
6.	ETSU	17	241 14.2
7.	Chattanooga	16	222 13.9
8.	Wofford	16	217 13.6
9.	Samford	17	226 13.3
10.	UNC Greensboro	17	212 12.5

STEALS	G	No.	Avg/G
1.	UNC Greensboro	17	160 9.4
2.	ETSU	17	153 9.0
3.	Furman	17	144 8.5
4.	The Citadel	14	111 7.9
5.	VMI	17	130 7.6
6.	Samford	17	126 7.4
7.	Mercer	16	115 7.2
8.	Wofford	16	100 6.3
9.	Western Carolina	14	80 5.7
10.	Chattanooga	16	78 4.9

TURNOVER MARGIN	G	Team	Avg.	Opp.	Avg.	Margin
1.	UNC Greensboro	17	196	11.5	318	18.7 +7.2
2.	Furman	17	196	11.5	280	16.5 +4.9
3.	ETSU	17	225	13.2	278	16.4 +3.1
4.	VMI	17	209	12.3	238	14.0 +1.7
5.	Wofford	16	191	11.9	213	13.3 +1.4
6.	Chattanooga	16	196	12.3	213	13.3 +1.1
7.	The Citadel	14	213	15.2	223	15.9 +0.7
8.	Samford	17	275	16.2	268	15.8 -0.4
9.	Western Carolina	14	209	14.9	202	14.4 -0.5
10.	Mercer	16	242	15.1	218	13.6 -1.5

ASSIST/TURNOVER RATIO	G	Ast.	Avg.	T/O	Avg.	Ratio
1.	VMI	17	289	17.0	209	12.3 1.4
2.	Furman	17	258	15.2	196	11.5 1.3
3.	Wofford	16	217	13.6	191	11.9 1.1
4.	Chattanooga	16	222	13.9	196	12.3 1.1
5.	The Citadel	14	237	16.9	213	15.2 1.1
6.	UNC Greensboro	17	212	12.5	196	11.5 1.1
7.	ETSU	17	241	14.2	225	13.2 1.1
8.	Western Carolina	14	212	15.1	209	14.9 1.0
9.	Mercer	16	227	14.2	242	15.1 0.9
10.	Samford	17	226	13.3	275	16.2 0.8

OFFENSIVE REBOUNDS	G	No.	Avg/G
1.	UNC Greensboro	17	222 13.1
2.	ETSU	17	204 12.0
3.	Samford	17	189 11.1
4.	Western Carolina	14	154 11.0
5.	VMI	17	180 10.6
6.	Mercer	16	169 10.6
7.	The Citadel	14	147 10.5
8.	Chattanooga	16	161 10.1
9.	Wofford	16	133 8.3
10.	Furman	17	139 8.2

DEFENSIVE REBOUNDS	G	No.	Avg/G
1.	Western Carolina	14	396 28.3
2.	The Citadel	14	391 27.9
3.	Samford	17	466 27.4
4.	Mercer	16	410 25.6
5.	ETSU	17	434 25.5
6.	Chattanooga	16	405 25.3
7.	VMI	17	422 24.8
8.	Furman	17	417 24.5
9.	UNC Greensboro	17	407 23.9
10.	Wofford	16	351 21.9

DEFENSIVE REB PCT.	G	D-Reb	Opp. OR	D-Reb%
1.	Chattanooga	16	405	130 .757
2.	UNC Greensboro	17	407	140 .744
3.	Western Carolina	14	396	137 .743
4.	Mercer	16	410	149 .733
5.	ETSU	17	434	164 .726
6.	The Citadel	14	391	149 .724
7.	Furman	17	417	160 .723
8.	VMI	17	422	165 .719
9.	Wofford	16	351	151 .699
10.	Samford	17	466	224 .675

OFFENSIVE REB PCT.	G	O-Reb	Opp. DR	O-Reb%
1.	ETSU	17	204	367 .357
2.	UNC Greensboro	17	222	427 .342
3.	Western Carolina	14	154	329 .319
4.	Mercer	16	169	369 .314
5.	Samford	17	189	442 .300
6.	VMI	17	180	429 .296
7.	Chattanooga	16	161	413 .280
8.	The Citadel	14	147	390 .274
9.	Wofford	16	133	360 .270
10.	Furman	17	139	416 .250

2019-20 Southern Conference  
CONFERENCE BASKETBALL STATISTICS  
Through games of Jan 10, 2020 (All games)

3-POINT FG MADE	G	No.	Avg/G
1. VMI	17	194	11.4
2. The Citadel	14	150	10.7
Western Carolina	14	150	10.7
4. Wofford	16	170	10.6
5. Furman	17	169	9.9
6. UNC Greensboro	17	149	8.8
7. Chattanooga	16	131	8.2
8. ETSU	17	136	8.0
9. Mercer	16	115	7.2
10. Samford	17	117	6.9

2019-20 Southern Conference  
CONFERENCE BASKETBALL STATISTICS  
Through games of Jan 10, 2020 (All games)

Team	Conference	Pct.	PF	PA	Overall	Pct.	PF	PA	Current unbeaten streak
Furman	4-0	1.000	72.8	64.2	14-3	.824	78.1	64.2	Furman -- 7
Western Carolina	3-0	1.000	90.0	81.3	11-3	.786	82.6	73.1	Western Carolina -- 4
ETSU	3-1	.750	66.2	63.5	14-3	.824	77.0	61.9	Wofford -- 2
Wofford	2-1	.667	71.0	67.7	10-6	.625	74.0	68.4	ETSU -- 1
Samford	2-1	.667	69.7	70.0	8-9	.471	76.5	76.2	
UNC Greensboro	2-2	.500	73.8	72.0	12-5	.706	72.6	58.3	
Chattanooga	1-2	.333	71.0	73.7	10-6	.625	70.1	66.2	
The Citadel	0-3	.000	78.0	83.7	6-8	.429	83.6	78.9	
Mercer	0-3	.000	62.0	68.7	6-10	.375	71.1	72.1	
VMI	0-4	.000	74.0	84.5	5-12	.294	74.4	69.3	

TEAM SUMMARIES	G	PF-PA	Avg score	Margin	FG-FGA	Pct.	3FG-FGA	Pct.	FT-FTA	Pct.	RebF	RebA	Margin
Chattanooga	16	1121-1060	70.1-66.2	+3.8	410-937	.438	131-382	.343	170-252	.675	566	543	+1.4
ETSU	17	1309-1053	77.0-61.9	+15.1	464-980	.473	136-393	.346	245-363	.675	638	531	+6.3
Furman	17	1327-1091	78.1-64.2	+13.9	486-1006	.483	169-461	.367	186-260	.715	556	576	-1.2
Mercer	16	1138-1153	71.1-72.1	-0.9	421-955	.441	115-317	.363	181-256	.707	579	518	+3.8
Samford	17	1300-1295	76.5-76.2	+0.3	476-1045	.456	117-343	.341	231-338	.683	655	666	-0.6
The Citadel	14	1171-1105	83.6-78.9	+4.7	422-929	.454	150-426	.352	177-261	.678	538	539	-0.1
UNC Greensboro	17	1235-991	72.6-58.3	+14.4	456-1062	.429	149-469	.318	174-277	.628	629	567	+3.6
VMI	17	1264-1178	74.4-69.3	+5.1	447-1022	.437	194-515	.377	176-240	.733	602	594	+0.5
Western Carolina	14	1157-1023	82.6-73.1	+9.6	402-845	.476	150-393	.382	203-290	.700	550	466	+6.0
Wofford	16	1184-1095	74.0-68.4	+5.6	419-907	.462	170-440	.386	176-229	.769	484	511	-1.7

ATTENDANCE	Home	Average	Away	Average	Neutral	Average	Total	Average
Chattanooga	6-14932	2489	8-46047	5756	2-345	172	16-61324	3833
ETSU	9-37611	4179	8-35796	4474	0-0	0	17-73407	4318
Furman	7-14607	2087	9-30990	3443	1-0	0	17-45597	2682
Mercer	8-18535	2317	6-14066	2344	2-0	0	16-32601	2038
Samford	8-9282	1160	9-20971	2330	0-0	0	17-30253	1780
The Citadel	7-4575	654	7-37937	5420	0-0	0	14-42512	3037
UNC Greensboro	12-40261	3355	5-29911	5982	0-0	0	17-70172	4128
VMI	9-9744	1083	6-16984	2831	2-204	102	17-26932	1584
Western Carolina	6-9022	1504	8-32498	4062	0-0	0	14-41520	2966
Wofford	7-10275	1468	9-41602	4622	0-0	0	16-51877	3242
Totals	79-168844	2137	75-306802	4091	7-549	78	161-476195	2958

2019-20 Southern Conference  
INDIVIDUAL BASKETBALL STATISTICS  
Through games of Jan 10, 2020 (All games)

To be ranked, a player must appear in at least 75.0% of their team's games.

SCORING								REBOUNDING							
	Cl	G	FG	3FG	FT	Pts	Avg/G		Cl	G	Off	Def	Total	Avg/G	
1. Mason Faulkner-WCU	Jr	14	77	34	74	262	18.7	1. Carlos Dotson-WCU	Sr	14	36	93	129	9.2	
2. Josh Sharkey-SAM	Sr	14	82	14	82	260	18.6	2. Ethan Stair-MER	Sr	16	28	115	143	8.9	
3. Isaiah Miller-UNCG	Jr	17	128	15	40	311	18.3	3. James Dickey-UNCG	Sr	17	51	92	143	8.4	
4. Jordan Lyons-FUR	Sr	17	92	47	63	294	17.3	4. Kaelon Harris-CIT	Sr	13	28	75	103	7.9	
5. Ethan Stair-MER	Sr	16	95	37	42	269	16.8	5. Jeromy Rodriguez-ETSU	Sr	15	45	73	118	7.9	
6. Kaiden Rice-CIT	Jr	14	76	45	16	213	15.2	6. Jalen Dupree-SAM	Sr	17	47	78	125	7.4	
7. Djordje Dimitrijevic-MER	Sr	15	74	26	53	227	15.1	7. Clay Mounce-FUR	Jr	17	36	78	114	6.7	
8. Brandon Austin-SAM	Sr	16	85	42	23	235	14.7	8. Eddie Davis III-CIT	Sr	14	26	64	90	6.4	
9. Matt Ryan-UTC	Sr	16	78	38	36	230	14.4	9. Chevez Goodwin-WOF	Jr	16	43	59	102	6.4	
10. Kaelon Harris-CIT	Sr	13	57	12	52	178	13.7	10. Robert Allen-SAM	So	16	32	69	101	6.3	
11. Nathan Hoover-WOF	Sr	16	70	38	40	218	13.6	11. Mason Faulkner-WCU	Jr	14	12	73	85	6.1	
12. Storm Murphy-WOF	Jr	15	74	37	19	204	13.6	12. Garrett Gilkeson-VMI	Sr	17	24	73	97	5.7	
13. Bo Hodges-ETSU	Jr	17	88	10	45	231	13.6	Tyler Creamer-VMI	Sr	17	38	59	97	5.7	
Clay Mounce-FUR	Jr	17	85	33	28	231	13.6	14. Bo Hodges-ETSU	Jr	17	28	68	96	5.6	
15. Robert Allen-SAM	So	16	86	17	27	216	13.5	15. Ramon Vila-UTC	Jr	16	39	48	87	5.4	
Carlos Dotson-WCU	Sr	14	76	0	37	189	13.5	16. Onno Steger-WCU	Sr	14	23	52	75	5.4	
17. Noah Gurley-FUR	So	17	88	11	42	229	13.5	17. Rod Johnson-UTC	Jr	15	15	65	80	5.3	
18. Tray Boyd III-ETSU	Sr	17	80	39	26	225	13.2	18. Lucas N'Guessan-ETSU	Sr	17	26	64	90	5.3	
Travis Eeve-VMI	Fr	17	80	47	18	225	13.2	19. Jalen Slawson-FUR	So	17	18	69	87	5.1	
20. David Jean-Baptiste-UTC	Jr	16	76	28	29	209	13.1	20. Noah Gurley-FUR	So	17	24	61	85	5.0	
21. Jalen Dupree-SAM	Sr	17	76	9	43	204	12.0								
22. Fletcher Abee-CIT	Fr	14	54	36	15	159	11.4								
23. Kamdyn Curfman-VMI	Fr	17	64	48	14	190	11.2								
24. Garrett Gilkeson-VMI	Sr	17	60	28	41	189	11.1								
25. Matt Halvorsen-WCU	Jr	14	48	41	18	155	11.1								
26. Onno Steger-WCU	Sr	14	47	29	28	151	10.8								
27. Jeromy Rodriguez-ETSU	Sr	15	66	0	28	160	10.7								
28. Mike Bothwell-FUR	So	17	67	24	13	171	10.1								
29. Chevez Goodwin-WOF	Jr	16	68	0	22	158	9.9								
30. Ramon Vila-UTC	Jr	16	71	1	14	157	9.8								

FIELD GOAL PCT						ASSISTS				
	Cl	G	FGM	FGA	Pct.		Cl	G	No.	Avg/G
1. Jeromy Rodriguez-ETSU	Sr	15	66	102	.647	1. Josh Sharkey-SAM	Sr	14	126	9.0
2. Carlos Dotson-WCU	Sr	14	76	124	.613	2. Mason Faulkner-WCU	Jr	14	91	6.5
3. Ramon Vila-UTC	Jr	16	71	118	.602	3. Tyson Batiste-CIT	Sr	14	88	6.3
4. Chevez Goodwin-WOF	Jr	16	68	120	.567	4. Garrett Gilkeson-VMI	Sr	17	61	3.6
5. James Dickey-UNCG	Sr	17	55	98	.561	5. Djordje Dimitrijevic-MER	Sr	15	53	3.5
6. Jalen Dupree-SAM	Sr	17	76	139	.547	6. Alex Hunter-FUR	Jr	17	60	3.5
7. Noah Gurley-FUR	So	17	88	163	.540	7. Isaiah Tisdale-ETSU	Sr	17	53	3.1
8. Mike Bothwell-FUR	So	17	67	125	.536	8. Isaiah Miller-UNCG	Jr	17	52	3.1
9. Clay Mounce-FUR	Jr	17	85	162	.525	9. Travis Eeve-VMI	Fr	17	45	2.6
10. Bo Hodges-ETSU	Jr	17	88	168	.524	10. Maurice Commander-UTC	So	16	41	2.6
11. Travis Eeve-VMI	Fr	17	80	157	.510	11. Bo Hodges-ETSU	Jr	17	43	2.5
12. Storm Murphy-WOF	Jr	15	74	146	.507	12. Storm Murphy-WOF	Jr	15	37	2.5
13. James Glisson III-MER	Fr	16	49	98	.500	13. Daivien Williamson-ETSU	So	17	41	2.4
14. Josh Sharkey-SAM	Sr	14	82	167	.491	14. Greg Parham-VMI	Jr	16	38	2.4
15. Ethan Stair-MER	Sr	16	95	201	.473	15. Jordan Lyons-FUR	Sr	17	39	2.3

2019-20 Southern Conference  
INDIVIDUAL BASKETBALL STATISTICS  
Through games of Jan 10, 2020 (All games)

FREE THROW PCT					
	Cl	G	FTM	FTA	Pct.
1. Nathan Hoover-WOF	Sr	16	40	43	.930
2. Ethan Stair-MER	Sr	16	42	47	.894
3. Jordan Lyons-FUR	Sr	17	63	71	.887
4. Onno Steger-WCU	Sr	14	28	34	.824
5. Garrett Gilkeson-VMI	Sr	17	41	50	.820
6. Matt Ryan-UTC	Sr	16	36	44	.818
7. Djordje Dimitrijevic-MER	Sr	15	53	65	.815
8. Jalen Dupree-SAM	Sr	17	43	55	.782
9. Josh Sharkey-SAM	Sr	14	82	109	.752
10. Lucas N'Guessan-ETSU	Sr	17	39	52	.750
11. Mason Faulkner-WCU	Jr	14	74	99	.747
12. Kaelon Harris-CIT	Sr	13	52	73	.712
13. Noah Gurley-FUR	So	17	42	60	.700
14. Myles Lewis-VMI	Jr	17	42	63	.667
15. Bo Hodges-ETSU	Jr	17	45	73	.616

STEALS				
	Cl	G	No.	Avg/G
1. Josh Sharkey-SAM	Sr	14	46	3.3
2. Isaiah Miller-UNCG	Jr	17	41	2.4
3. Clay Mounce-FUR	Jr	17	32	1.9
4. Isaiah Tisdale-ETSU	Sr	17	31	1.8
5. Garrett Gilkeson-VMI	Sr	17	29	1.7
6. Tray Boyd III-ETSU	Sr	17	27	1.6
7. Mason Faulkner-WCU	Jr	14	22	1.6
8. Djordje Dimitrijevic-MER	Sr	15	23	1.5
9. Brandon Austin-SAM	Sr	16	24	1.5
Tyson Batiste-CIT	Sr	14	21	1.5
11. Travis Evey-VMI	Fr	17	25	1.5
12. Patrick Good-ETSU	Fr	17	24	1.4
13. Bo Hodges-ETSU	Jr	17	23	1.4
Jordan Lyons-FUR	Sr	17	23	1.4
15. Keyshaun Langley-UNCG	Fr	17	22	1.3

3-POINT FG PCT					
	Cl	G	3FG	FGA	Pct.
1. Storm Murphy-WOF	Jr	15	37	74	.500
2. Isaiah Bigelow-WOF	Fr	16	23	48	.479
3. Jonathan Scott-UTC	Sr	16	19	40	.475
4. Matt Halvorsen-WCU	Jr	14	41	91	.451
5. Travis Evey-VMI	Fr	17	47	105	.448
6. Trevor Stumpe-WOF	Sr	16	24	54	.444
7. Sean Conway-VMI	Fr	13	14	33	.424
8. Clay Mounce-FUR	Jr	17	33	78	.423
9. Brandon Austin-SAM	Sr	16	42	101	.416
10. Rudy Fitzgibbons III-CIT	Fr	13	21	51	.412
11. Onno Steger-WCU	Sr	14	29	72	.403
12. Kamdyn Curfman-VMI	Fr	17	48	120	.400
Mike Bothwell-FUR	So	17	24	60	.400
14. Ethan Stair-MER	Sr	16	37	94	.394
15. Fletcher Abee-CIT	Fr	14	36	92	.391

3-POINT FG MADE				
	Cl	G	3FG	Avg/G
1. Kaiden Rice-CIT	Jr	14	45	3.2
2. Matt Halvorsen-WCU	Jr	14	41	2.9
3. Kamdyn Curfman-VMI	Fr	17	48	2.8
4. Travis Evey-VMI	Fr	17	47	2.8
Jordan Lyons-FUR	Sr	17	47	2.8
6. Brandon Austin-SAM	Sr	16	42	2.6
7. Fletcher Abee-CIT	Fr	14	36	2.6
8. Storm Murphy-WOF	Jr	15	37	2.5
9. Mason Faulkner-WCU	Jr	14	34	2.4
10. Nathan Hoover-WOF	Sr	16	38	2.4
Matt Ryan-UTC	Sr	16	38	2.4
12. Ethan Stair-MER	Sr	16	37	2.3
13. Tray Boyd III-ETSU	Sr	17	39	2.3
14. Patrick Good-ETSU	Jr	17	38	2.2
15. Onno Steger-WCU	Sr	14	29	2.1

BLOCKED SHOTS				
	Cl	G	No.	Avg/G
1. James Dickey-UNCG	Sr	17	34	2.0
2. Kyrin Galloway-UNCG	Sr	15	23	1.5
3. Lucas N'Guessan-ETSU	Sr	17	24	1.4
4. Chevez Goodwin-WOF	Jr	16	20	1.3
5. Robert Allen-SAM	So	16	17	1.1
6. Jalen Dupree-SAM	Sr	17	18	1.1
7. Clay Mounce-FUR	Jr	17	17	1.0
Jake Stephens-VMI	So	17	17	1.0
9. Brady Spence-CIT	Fr	12	11	0.9
10. Bo Hodges-ETSU	Jr	17	14	0.8
11. Messiah Jones-WOF	Fr	16	12	0.8
12. Noah Gurley-FUR	So	17	12	0.7
13. Jalen Slawson-FUR	So	17	11	0.6
14. Xavier Cork-WCU	Fr	14	9	0.6
15. Maciej Bender-MER	Jr	16	10	0.6

ASSIST/TURNOVER RATIO					
	Cl	G	Ast.	T/O	Ratio
1. Alex Hunter-FUR	Jr	17	60	15	4.0
2. Garrett Gilkeson-VMI	Sr	17	61	17	3.6
3. Isaiah Tisdale-ETSU	Sr	17	53	19	2.8
4. Tyson Batiste-CIT	Sr	14	88	40	2.2
5. Mason Faulkner-WCU	Jr	14	91	49	1.9
6. Josh Sharkey-SAM	Sr	14	126	78	1.6
7. Djordje Dimitrijevic-MER	Sr	15	53	44	1.2
8. Isaiah Miller-UNCG	Jr	17	52	47	1.1

2019-20 Southern Conference  
INDIVIDUAL BASKETBALL STATISTICS  
Through games of Jan 10, 2020 (All games)

OFFENSIVE REBOUNDS			
	Cl	G	No. Avg/G
1. James Dickey-UNCG	Sr	17	51 3.0
Jeromy Rodriguez-ETSU	Sr	15	45 3.0
3. Jalen Dupree-SAM	Sr	17	47 2.8
4. Chevez Goodwin-WOF	Jr	16	43 2.7
5. Carlos Dotson-WCU	Sr	14	36 2.6
6. Ramon Vila-UTC	Jr	16	39 2.4
7. Tyler Creammer-VMI	Sr	17	38 2.2
8. Isaiah Miller-UNCG	Jr	17	37 2.2
9. Kaelon Harris-CIT	Sr	13	28 2.2
10. Clay Mounce-FUR	Jr	17	36 2.1
11. Robert Allen-SAM	So	16	32 2.0
12. Messiah Jones-WOF	Fr	16	30 1.9
13. Eddie Davis III-CIT	Sr	14	26 1.9
14. James Glisson III-MER	Fr	16	29 1.8
15. Ethan Stair-MER	Sr	16	28 1.8

DEFENSIVE REBOUNDS			
	Cl	G	No. Avg/G
1. Ethan Stair-MER	Sr	16	115 7.2
2. Carlos Dotson-WCU	Sr	14	93 6.6
3. Kaelon Harris-CIT	Sr	13	75 5.8
4. James Dickey-UNCG	Sr	17	92 5.4
5. Mason Faulkner-WCU	Jr	14	73 5.2
6. Jeromy Rodriguez-ETSU	Sr	15	73 4.9
7. Jalen Dupree-SAM	Sr	17	78 4.6
Clay Mounce-FUR	Jr	17	78 4.6
9. Eddie Davis III-CIT	Sr	14	64 4.6
10. Rod Johnson-UTC	Jr	15	65 4.3
11. Robert Allen-SAM	So	16	69 4.3
12. Garrett Gilkeson-VMI	Sr	17	73 4.3
13. Nathan Hoover-WOF	Sr	16	66 4.1
14. Jalen Slawson-FUR	So	17	69 4.1
15. Bo Hodges-ETSU	Jr	17	68 4.0

MINUTES PLAYED			
	Cl	G	No. Avg/G
1. Ethan Stair-MER	Sr	16	563 35.2
2. Josh Sharkey-SAM	Sr	14	488 34.9
3. Mason Faulkner-WCU	Jr	14	476 34.0
4. Nathan Hoover-WOF	Sr	16	535 33.4
5. Djordje Dimitrijevic-MER	Sr	15	498 33.2
6. Jordan Lyons-FUR	Sr	17	554 32.6
7. Brandon Austin-SAM	Sr	16	520 32.5
8. Matt Halvorsen-WCU	Jr	14	454 32.4
9. Robert Allen-SAM	So	16	518 32.4
10. Alex Hunter-FUR	Jr	17	545 32.1

2019-20 Southern Conference  
Conference Team Highs  
Through games of Jan 10, 2020 (All games)

TEAM HIGHS (highest totals made by)

Points	129	The Citadel vs Piedmont (12/10/19)
	117	ETSU vs Mars Hill (12/29/19)
	113	Samford at Houston Baptist (12/07/19)
	112	Wofford vs North Greenville (12/13/19)
	109	UNC Greensboro vs Averett (11/11/19)
Margin	76 (96-20)	VMI vs Christendom (11/20/19)
	72 (106-34)	UNC Greensboro vs William Peace (12/28/19)
	69 (117-48)	ETSU vs Mars Hill (12/29/19)
	68 (108-40)	The Citadel vs Carver (12/07/19)
	66 (98-32)	VMI vs Goucher (11/26/19)
Field goals made	46	The Citadel vs Piedmont (12/10/19)
	44	ETSU vs Mars Hill (12/29/19)
	43	Western Carolina vs Piedmont (12/28/19)
	41	Samford vs UVa-Wise (11/13/19)
	41	Mercer vs Milligan (12/28/19)
Field goal attempts	80	The Citadel vs Piedmont (12/10/19)
	79	Samford at Morehead State (11/05/19)
	79	Mercer vs Milligan (12/28/19)
	79	ETSU vs Mars Hill (12/29/19)
	78	UNC Greensboro at Wofford (01/04/20)
Field goal percentage	.698 (37-53)	VMI vs Christendom (11/20/19)
	.661 (39-59)	Wofford vs North Greenville (12/13/19)
	.649 (37-57)	Samford at Houston Baptist (12/07/19)
	.644 (38-59)	Furman vs Columbia Int'l (11/22/19)
	.639 (39-61)	UNC Greensboro vs Averett (11/11/19)
3-Pt FG made	19	Wofford vs North Greenville (12/13/19)
	18	VMI vs Stetson (12/07/19)
	17	Furman at Elon (11/26/19)
	17	VMI vs Goucher (11/26/19)
	16	VMI vs Christendom (11/20/19)
	16	Western Carolina vs Piedmont (12/28/19)
	16	VMI vs Samford (01/04/20)
3-Pt FG attempts	45	The Citadel at NC State (12/22/19)
	45	UNC Greensboro at Wofford (01/04/20)
	41	Furman at Alabama (11/19/19)
	41	The Citadel at Longwood (12/19/19)
	40	VMI vs Goucher (11/26/19)
	40	Wofford at North Carolina (12/15/19)
3-Pt percentage	.619 (13-21)	Samford at Houston Baptist (12/07/19)
	.615 (16-26)	VMI vs Christendom (11/20/19)
	.600 (9-15)	The Citadel vs UNC Asheville (11/09/19)
	.600 (6-10)	Mercer at UNC Greensboro (01/01/20)
	.594 (19-32)	Wofford vs North Greenville (12/13/19)
Free throws made	28	ETSU vs Delaware State (11/23/19)
	26	Samford at Houston Baptist (12/07/19)
	26	ETSU at UNC Greensboro (01/08/20)
	24	VMI vs UC Davis (11/17/19)
	23	Samford vs Auburn Montgomery (12/03/19)
	23	The Citadel vs Piedmont (12/10/19)
	23	ETSU vs Cleveland State (12/21/19)
Free throw attempts	36	ETSU vs Delaware State (11/23/19)
	34	Western Carolina at Jacksonville (11/21/19)
	33	ETSU at UNC Greensboro (01/08/20)
	32	Samford at Morehead State (11/05/19)
	32	Western Carolina vs Gardner-Webb (11/09/19)

	32		Samford at Houston Baptist (12/07/19)
	32		VMI vs Ferrum (12/11/19)
	32		ETSU vs Mars Hill (12/29/19)
Free throw percentage	1.000	(13-13)	Wofford vs William & Mary (11/12/19)
	1.000	(6-6)	VMI vs Christendom (11/20/19)
	1.000	(6-6)	Wofford at Samford (01/08/20)
	1.000	(5-5)	VMI vs Samford (01/04/20)
	.933	(14-15)	Mercer vs FGCU (11/15/19)
Rebounds	57		The Citadel vs Carver (12/07/19)
	56		ETSU vs Mars Hill (12/29/19)
	53		The Citadel vs Brevard (11/26/19)
	52		Samford vs Auburn Montgomery (12/03/19)
	50		Western Carolina vs Piedmont (12/28/19)
Assists	29		Chattanooga vs Tennessee Wesleyan (12/08/19)
	27		Wofford vs North Greenville (12/13/19)
	24		UNC Greensboro vs Averett (11/11/19)
	24		VMI vs UC Davis (11/17/19)
	24		The Citadel vs Carver (12/07/19)
	24		ETSU vs Mars Hill (12/29/19)
Steals	23		UNC Greensboro vs William Peace (12/28/19)
	20		ETSU vs Milligan (12/15/19)
	18		Samford vs Auburn Montgomery (12/03/19)
	17		VMI vs Goucher (11/26/19)
	17		Mercer vs Milligan (12/28/19)
	17		ETSU vs Mars Hill (12/29/19)
	17		UNC Greensboro vs Mercer (01/01/20)
Blocked shots	8		UNC Greensboro vs Averett (11/11/19)
	8		The Citadel vs Brevard (11/26/19)
	8		UNC Greensboro vs Kennesaw State (12/04/19)
	7		Samford at Morehead State (11/05/19)
	7		ETSU vs Newberry (11/06/19)
	7		ETSU at UT Martin (11/09/19)
	7		Wofford vs High Point (11/09/19)
	7		UNC Greensboro vs Appalachian State (11/18/19)
	7		ETSU vs Delaware State (11/23/19)
Turnovers	26		Samford vs Troy (11/23/19)
	24		Mercer at St. John's (11/06/19)
	24		Mercer at UNC Greensboro (01/01/20)
	22		The Citadel at Georgia (11/12/19)
	22		VMI at Virginia Tech (12/21/19)
	22		Western Carolina at Tennessee Tech (12/21/19)
Fouls	28		Mercer at St. John's (11/06/19)
	28		UNC Greensboro vs Kennesaw State (12/04/19)
	28		UNC Greensboro vs ETSU (01/08/20)
	27		Furman at Auburn (12/05/19)
	26		Western Carolina at Jacksonville (11/21/19)



2019-20 Southern Conference  
Conference Individual Highs  
Through games of Jan 10, 2020 (All games)

INDIVIDUAL PLAYER GAME HIGHS

Points	40	Jordan Lyons (Furman) at VMI (01/01/20)
	33	Jordan Lyons (Furman) at Alabama (11/19/19)
	31	Mason Faulkner (Western Carolina) vs Chattanooga (12/03/19)
	31	Isaiah Miller (UNC Greensboro) vs Mercer (01/01/20)
	30	Kaiden Rice (The Citadel) vs ETSU (12/04/19)
	13	Jeromy Rodriguez (ETSU) at The Citadel (12/04/19)
Field goals made	13	Isaiah Miller (UNC Greensboro) vs Mercer (01/01/20)
	12	Isaiah Miller (UNC Greensboro) vs Kennesaw State (12/04/19)
	12	Isaiah Miller (UNC Greensboro) at Radford (12/07/19)
	12	Mike Bothwell (Furman) at Chattanooga (01/08/20)
Field goal attempts	25	Isaiah Miller (UNC Greensboro) vs Mercer (01/01/20)
	24	Josh Sharkey (Samford) at Morehead State (11/05/19)
	23	Isaiah Miller (UNC Greensboro) at Wofford (01/04/20)
	21	Greg Parham (VMI) at East Carolina (11/05/19)
	21	Isaiah Miller (UNC Greensboro) vs Montana State (11/16/19)
	21	Isaiah Miller (UNC Greensboro) vs Appalachian State (11/18/19)
	21	Jordan Lyons (Furman) at Alabama (11/19/19)
	21	Isaiah Miller (UNC Greensboro) vs Kennesaw State (12/04/19)
	21	Isaiah Miller (UNC Greensboro) at Radford (12/07/19)
	21	Kaiden Rice (The Citadel) at NC State (12/22/19)
Field goal percentage	1.000 (10-10)	Noah Gurley (Furman) vs Southern Wesleyan (11/15/19)
	.909 (10-11)	Carlos Dotson (Western Carolina) vs Chattanooga (12/03/19)
	.889 (8-9)	Kaleb Hunter (UNC Greensboro) vs Averett (11/11/19)
	.889 (8-9)	Ramon Vila (Chattanooga) vs Tennessee Wesleyan (12/08/19)
	.889 (8-9)	Messiah Jones (Wofford) vs North Greenville (12/13/19)
	10	Jordan Lyons (Furman) at VMI (01/01/20)
3-Pt FG made	8	Onno Steger (Western Carolina) at The Citadel (01/04/20)
	7	Patrick Good (ETSU) at UT Martin (11/09/19)
	7	Deandre Thomas (Samford) vs Troy (11/23/19)
	7	Isaiah Bigelow (Wofford) vs North Greenville (12/13/19)
3-Pt FG attempts	16	Jordan Lyons (Furman) at Alabama (11/19/19)
	15	Kaiden Rice (The Citadel) at NC State (12/22/19)
	14	Kaiden Rice (The Citadel) at Longwood (12/19/19)
	13	Angelo Allegri (UNC Greensboro) at Wofford (01/04/20)
	12	Mason Faulkner (Western Carolina) at Georgia (11/05/19)
	12	Matt Ryan (Chattanooga) at Troy (11/12/19)
	12	Kaiden Rice (The Citadel) at Marist (11/23/19)
	12	Fletcher Abee (The Citadel) vs Carver (12/07/19)
	12	Matt Ryan (Chattanooga) vs Troy (12/15/19)
	12	Travis Eevee (VMI) at Virginia Tech (12/21/19)
	12	Nathan Hoover (Wofford) at Kennesaw State (12/22/19)
	12	Jordan Lyons (Furman) at VMI (01/01/20)
3-Pt percentage	12	Onno Steger (Western Carolina) at The Citadel (01/04/20)
	.875 (7-8)	Isaiah Bigelow (Wofford) vs North Greenville (12/13/19)
	.833 (10-12)	Jordan Lyons (Furman) at VMI (01/01/20)
	.833 (5-6)	Clay Mounce (Furman) vs Loyola Chicago (11/08/19)
	.833 (5-6)	Fletcher Abee (The Citadel) vs UNC Asheville (11/09/19)
	.833 (5-6)	David Jean-Baptiste (Chattanooga) vs South Alabama (11/15/19)
	.833 (5-6)	Daivien Williamson (ETSU) at Little Rock (11/30/19)
	.833 (5-6)	Kamdyn Curfman (VMI) at Virginia Tech (12/21/19)
	.833 (5-6)	Matt Halvorsen (Western Carolina) vs Piedmont (12/28/19)
	13	Jordan Lyons (Furman) at Alabama (11/19/19)
Free throws made	13	Kaelon Harris (The Citadel) at Longwood (12/19/19)
	12	Mason Faulkner (Western Carolina) vs Chattanooga (12/03/19)
	11	Mason Faulkner (Western Carolina) at Stetson (11/24/19)

	11	Josh Sharkey (Samford) vs Auburn Montgomery (12/03/19)
Free throw attempts	16	Mason Faulkner (Western Carolina) vs Chattanooga (12/03/19)
	14	Kaelon Harris (The Citadel) at Longwood (12/19/19)
	13	Jordan Lyons (Furman) at Alabama (11/19/19)
	13	Josh Sharkey (Samford) vs Auburn Montgomery (12/03/19)
	13	Jordan Lyons (Furman) vs Winthrop (12/14/19)
Free throw percentage	1.000 (13-13)	Jordan Lyons (Furman) at Alabama (11/19/19)
	1.000 (9-9)	Garrett Gilkeson (VMI) vs Western Carolina (01/08/20)
	1.000 (8-8)	Lucas N'Guessan (ETSU) vs Southern Utah (11/24/19)
	1.000 (8-8)	Jalen Dupree (Samford) at Houston Baptist (12/07/19)
	1.000 (8-8)	Jordan Lyons (Furman) at VMI (01/01/20)
Rebounds	17	Tyler Creammer (VMI) vs UC Davis (11/17/19)
	16	Jeromy Rodriguez (ETSU) at The Citadel (12/04/19)
	16	Ethan Stair (Mercer) at UNCW (12/16/19)
	15	Carlos Dotson (Western Carolina) at Georgia (11/05/19)
	14	Vonnie Patterson (ETSU) vs Appalachian State (11/26/19)
	14	Eddie Davis III (The Citadel) vs Carver (12/07/19)
	14	Jalen Dupree (Samford) vs Wofford (01/08/20)
Assists	15	Josh Sharkey (Samford) at Houston Baptist (12/07/19)
	15	Josh Sharkey (Samford) vs Alabama (12/18/19)
	14	Josh Sharkey (Samford) vs Troy (11/23/19)
	11	Tyson Batiste (The Citadel) at Southeast Missouri (11/19/19)
	10	Josh Sharkey (Samford) vs Kentucky Wesleyan (11/07/19)
	10	Mason Faulkner (Western Carolina) vs North Carolina A&T (11/12/19)
	10	Djordje Dimitrijevic (Mercer) vs Furman (12/20/19)
	10	Josh Sharkey (Samford) at VMI (01/04/20)
Steals	9	Isaiah Miller (UNC Greensboro) vs Mercer (01/01/20)
	8	Tray Boyd III (ETSU) vs Mars Hill (12/29/19)
	7	Mohammed Abdulsalam (UNC Greensboro) at Georgetown (11/30/19)
	7	Josh Sharkey (Samford) vs Auburn Montgomery (12/03/19)
	6	Keyshaun Langley (UNC Greensboro) vs Averett (11/11/19)
	6	Djordje Dimitrijevic (Mercer) at Georgia Southern (11/19/19)
	6	Tray Boyd III (ETSU) vs Delaware State (11/23/19)
	6	Josh Sharkey (Samford) at South Dakota State (11/27/19)
	6	Josh Sharkey (Samford) at Hawaii (12/15/19)
Blocked shots	4	Chevez Goodwin (Wofford) vs High Point (11/09/19)
	4	James Dickey (UNC Greensboro) vs Appalachian State (11/18/19)
	4	Logan Dye (Samford) vs Manhattan (11/19/19)
	4	Onno Steger (Western Carolina) at Jacksonville (11/21/19)
	4	James Dickey (UNC Greensboro) vs Kennesaw State (12/04/19)
	4	Maciej Bender (Mercer) vs Furman (12/20/19)
	4	James Dickey (UNC Greensboro) vs Northern Kentucky (12/21/19)
	4	Jake Stephens (VMI) at USC Upstate (12/29/19)
Turnovers	8	Josh Sharkey (Samford) at South Dakota State (11/27/19)
	8	Josh Sharkey (Samford) at Georgetown (12/21/19)
	8	Josh Sharkey (Samford) vs The Citadel (01/01/20)
	7	Chevez Goodwin (Wofford) vs Erskine (11/05/19)
	7	J.P. Robinson (Samford) at Belmont (11/11/19)
	7	Mason Faulkner (Western Carolina) vs North Carolina A&T (11/12/19)
	7	Tyson Batiste (The Citadel) at Southeast Missouri (11/19/19)
	7	Noah Gurley (Furman) vs Winthrop (12/14/19)
	7	Josh Sharkey (Samford) vs Alabama (12/18/19)
	7	Travis Eevee (VMI) at Virginia Tech (12/21/19)
	7	Mason Faulkner (Western Carolina) at VMI (01/08/20)

2019-20 Southern Conference  
CONFERENCE BASKETBALL STATISTICS  
Through games of Jan 10, 2020 (Conference games only)

SCORING OFFENSE	G	W-L	Pts	Avg/G
1. Western Carolina	3	3-0	270	90.0
2. The Citadel	3	0-3	234	78.0
3. VMI	4	0-4	296	74.0
4. UNC Greensboro	4	2-2	295	73.8
5. Furman	4	4-0	291	72.8
6. Wofford	3	2-1	213	71.0
Chattanooga	3	1-2	213	71.0
8. Samford	3	2-1	209	69.7
9. ETSU	4	3-1	265	66.2
10. Mercer	3	0-3	186	62.0

SCORING DEFENSE	G	Pts	Avg/G
1. ETSU	4	254	63.5
2. Furman	4	257	64.2
3. Wofford	3	203	67.7
4. Mercer	3	206	68.7
5. Samford	3	210	70.0
6. UNC Greensboro	4	288	72.0
7. Chattanooga	3	221	73.7
8. Western Carolina	3	244	81.3
9. The Citadel	3	251	83.7
10. VMI	4	338	84.5

SCORING MARGIN	G	Offense	Defense	Margin
1. Western Carolina	3	90.0	81.3	+8.7
2. Furman	4	72.8	64.2	+8.5
3. Wofford	3	71.0	67.7	+3.3
4. ETSU	4	66.2	63.5	+2.8
5. UNC Greensboro	4	73.8	72.0	+1.8
6. Samford	3	69.7	70.0	-0.3
7. Chattanooga	3	71.0	73.7	-2.7
8. The Citadel	3	78.0	83.7	-5.7
9. Mercer	3	62.0	68.7	-6.7
10. VMI	4	74.0	84.5	-10.5

FREE THROW PCT	G	FTM	FTA	Pct.
1. VMI	4	47	57	.825
2. Wofford	3	32	42	.762
3. Mercer	3	20	27	.741
4. Western Carolina	3	56	78	.718
5. Samford	3	40	57	.702
6. ETSU	4	52	75	.693
7. Furman	4	36	52	.692
8. UNC Greensboro	4	57	88	.648
9. Chattanooga	3	33	51	.647
10. The Citadel	3	30	52	.577

FIELD GOAL PERCENTAGE	G	FGM	FGA	Pct.
1. Western Carolina	3	90	181	.497
2. Furman	4	109	221	.493
3. Mercer	3	74	153	.484
4. Chattanooga	3	79	168	.470
5. Wofford	3	77	168	.458
6. The Citadel	3	88	194	.454
7. ETSU	4	95	218	.436
8. Samford	3	77	177	.435
9. UNC Greensboro	4	103	249	.414
10. VMI	4	104	254	.409

FIELD GOAL PCT DEFENSE	G	FGM	FGA	Pct.
1. Wofford	3	70	181	.387
2. Samford	3	77	187	.412
3. Mercer	3	76	179	.425
4. ETSU	4	95	219	.434
5. Western Carolina	3	93	207	.449
6. Furman	4	100	222	.450
7. UNC Greensboro	4	96	206	.466
8. VMI	4	113	229	.493
9. The Citadel	3	92	186	.495
10. Chattanooga	3	84	167	.503

3-POINT FG PCT	G	3FGM	3FGA	Pct.
1. Western Carolina	3	34	81	.420
2. Furman	4	37	97	.381
3. Mercer	3	18	49	.367
4. Wofford	3	27	75	.360
5. VMI	4	41	114	.360
6. Chattanooga	3	22	68	.324
7. The Citadel	3	28	87	.322
8. UNC Greensboro	4	32	101	.317
9. ETSU	4	23	87	.264
10. Samford	3	15	63	.238

3-POINT FG PCT DEFENSE	G	3FGM	3FGA	Pct.
1. Wofford	3	25	94	.266
2. Western Carolina	3	25	81	.309
3. Mercer	3	22	71	.310
4. Furman	4	28	90	.311
5. ETSU	4	24	77	.312
6. Chattanooga	3	21	63	.333
7. Samford	3	35	98	.357
8. The Citadel	3	27	75	.360
9. VMI	4	37	92	.402
10. UNC Greensboro	4	33	81	.407

REBOUNDING OFFENSE	G	Rebounds	Avg/G
1. Western Carolina	3	125	41.7
2. Samford	3	111	37.0
3. ETSU	4	144	36.0
4. VMI	4	138	34.5
5. Wofford	3	100	33.3
6. UNC Greensboro	4	132	33.0
7. Mercer	3	97	32.3
8. Furman	4	129	32.2
9. The Citadel	3	92	30.7
10. Chattanooga	3	89	29.7

REBOUNDING DEFENSE	G	Rebounds	Avg/G
1. Furman	4	120	30.0
2. ETSU	4	122	30.5
3. Mercer	3	93	31.0
4. Chattanooga	3	97	32.3
5. Western Carolina	3	99	33.0
6. UNC Greensboro	4	135	33.8
7. Wofford	3	105	35.0
8. VMI	4	149	37.2
9. Samford	3	112	37.3
10. The Citadel	3	125	41.7

2019-20 Southern Conference  
CONFERENCE BASKETBALL STATISTICS  
Through games of Jan 10, 2020 (Conference games only)

REBOUNDING MARGIN	G	Team	Avg.	Opp.	Avg.	Margin
1.	Western Carolina	3	125	41.7	99	33.0 +8.7
2.	ETSU	4	144	36.0	122	30.5 +5.5
3.	Furman	4	129	32.2	120	30.0 +2.2
4.	Mercer	3	97	32.3	93	31.0 +1.3
5.	Samford	3	111	37.0	112	37.3 -0.3
6.	UNC Greensboro	4	132	33.0	135	33.8 -0.8
7.	Wofford	3	100	33.3	105	35.0 -1.7
8.	Chattanooga	3	89	29.7	97	32.3 -2.7
9.	VMI	4	138	34.5	149	37.2 -2.8
10.	The Citadel	3	92	30.7	125	41.7 -11.0

BLOCKED SHOTS	G	No.	Avg/G
1.	ETSU	4	16 4.0
2.	UNC Greensboro	4	14 3.5
3.	Samford	3	9 3.0
4.	Furman	4	11 2.8
5.	Mercer	3	8 2.7
	The Citadel	3	8 2.7
7.	Wofford	3	6 2.0
8.	VMI	4	6 1.5
9.	Chattanooga	3	4 1.3
	Western Carolina	3	4 1.3

ASSISTS	G	No.	Avg/G
1.	VMI	4	70 17.5
2.	Western Carolina	3	49 16.3
3.	The Citadel	3	43 14.3
4.	Furman	4	54 13.5
5.	Chattanooga	3	36 12.0
6.	Mercer	3	33 11.0
	Samford	3	33 11.0
8.	Wofford	3	30 10.0
9.	ETSU	4	39 9.8
10.	UNC Greensboro	4	38 9.5

STEALS	G	No.	Avg/G
1.	UNC Greensboro	4	42 10.5
2.	ETSU	4	32 8.0
3.	The Citadel	3	21 7.0
	Furman	4	28 7.0
5.	Wofford	3	20 6.7
	Samford	3	20 6.7
7.	VMI	4	25 6.3
8.	Mercer	3	13 4.3
9.	Chattanooga	3	12 4.0
10.	Western Carolina	3	11 3.7

TURNOVER MARGIN	G	Team	Avg.	Opp.	Avg.	Margin
1.	UNC Greensboro	4	48	12.0	74	18.5 +6.5
2.	Samford	3	41	13.7	49	16.3 +2.7
3.	The Citadel	3	38	12.7	44	14.7 +2.0
4.	Chattanooga	3	29	9.7	31	10.3 +0.7
5.	Furman	4	51	12.8	52	13.0 +0.2
6.	Wofford	3	45	15.0	43	14.3 -0.7
7.	VMI	4	52	13.0	49	12.3 -0.8
8.	ETSU	4	61	15.3	56	14.0 -1.2
9.	Western Carolina	3	40	13.3	27	9.0 -4.3
10.	Mercer	3	47	15.7	27	9.0 -6.7

ASSIST/TURNOVER RATIO	G	Ast.	Avg.	T/O	Avg.	Ratio
1.	VMI	4	70	17.5	52	13.0 1.3
2.	Chattanooga	3	36	12.0	29	9.7 1.2
3.	Western Carolina	3	49	16.3	40	13.3 1.2
4.	The Citadel	3	43	14.3	38	12.7 1.1
5.	Furman	4	54	13.5	51	12.8 1.1
6.	Samford	3	33	11.0	41	13.7 0.8
7.	UNC Greensboro	4	38	9.5	48	12.0 0.8
8.	Mercer	3	33	11.0	47	15.7 0.7
9.	Wofford	3	30	10.0	45	15.0 0.7
10.	ETSU	4	39	9.8	61	15.3 0.6

OFFENSIVE REBOUNDS	G	No.	Avg/G
1.	ETSU	4	46 11.5
2.	Western Carolina	3	34 11.3
3.	UNC Greensboro	4	45 11.3
4.	VMI	4	44 11.0
5.	Samford	3	32 10.7
6.	The Citadel	3	27 9.0
7.	Wofford	3	25 8.3
8.	Furman	4	30 7.5
9.	Chattanooga	3	21 7.0
10.	Mercer	3	14 4.7

DEFENSIVE REBOUNDS	G	No.	Avg/G
1.	Western Carolina	3	91 30.3
2.	Mercer	3	83 27.7
3.	Samford	3	79 26.3
4.	Wofford	3	75 25.0
5.	Furman	4	99 24.8
6.	ETSU	4	98 24.5
7.	VMI	4	94 23.5
8.	Chattanooga	3	68 22.7
9.	UNC Greensboro	4	87 21.8
10.	The Citadel	3	65 21.7

DEFENSIVE REB PCT.	G	D-Reb	Opp. OR	D-Reb%
1.	Chattanooga	3	68	20 .773
2.	Furman	4	99	31 .762
3.	UNC Greensboro	4	87	28 .757
4.	Mercer	3	83	29 .741
5.	Western Carolina	3	91	32 .740
6.	ETSU	4	98	36 .731
7.	VMI	4	94	37 .718
8.	Samford	3	79	35 .693
9.	Wofford	3	75	36 .676
10.	The Citadel	3	65	34 .657

OFFENSIVE REB PCT.	G	O-Reb	Opp. DR	O-Reb%
1.	ETSU	4	46	86 .348
2.	Western Carolina	3	34	67 .337
3.	UNC Greensboro	4	45	107 .296
4.	Samford	3	32	77 .294
5.	VMI	4	44	112 .282
6.	Wofford	3	25	69 .266
7.	Furman	4	30	89 .252
8.	The Citadel	3	27	91 .229
9.	Chattanooga	3	21	77 .214
10.	Mercer	3	14	64 .179

2019-20 Southern Conference  
CONFERENCE BASKETBALL STATISTICS  
Through games of Jan 10, 2020 (Conference games only)

3-POINT FG MADE	G	No.	Avg/G
1. Western Carolina	3	34	11.3
2. VMI	4	41	10.3
3. The Citadel	3	28	9.3
4. Furman	4	37	9.3
5. Wofford	3	27	9.0
6. UNC Greensboro	4	32	8.0
7. Chattanooga	3	22	7.3
8. Mercer	3	18	6.0
9. ETSU	4	23	5.8
10. Samford	3	15	5.0

2019-20 Southern Conference  
CONFERENCE BASKETBALL STATISTICS  
Through games of Jan 10, 2020 (Conference games only)

Team	Conference	Pct.	PF	PA	Overall	Pct.	PF	PA	Current unbeaten streak
Furman	4-0	1.000	72.8	64.2	4-0	1.000	72.8	64.2	Furman -- 4
Western Carolina	3-0	1.000	90.0	81.3	3-0	1.000	90.0	81.3	Western Carolina -- 3
ETSU	3-1	.750	66.2	63.5	3-1	.750	66.2	63.5	Wofford -- 2
Wofford	2-1	.667	71.0	67.7	2-1	.667	71.0	67.7	ETSU -- 1
Samford	2-1	.667	69.7	70.0	2-1	.667	69.7	70.0	
UNC Greensboro	2-2	.500	73.8	72.0	2-2	.500	73.8	72.0	
Chattanooga	1-2	.333	71.0	73.7	1-2	.333	71.0	73.7	
The Citadel	0-3	.000	78.0	83.7	0-3	.000	78.0	83.7	
Mercer	0-3	.000	62.0	68.7	0-3	.000	62.0	68.7	
VMI	0-4	.000	74.0	84.5	0-4	.000	74.0	84.5	

TEAM SUMMARIES	G	PF-PA	Avg score	Margin	FG-FGA	Pct.	3FG-FGA	Pct.	FT-FTA	Pct.	RebF	RebA	Margin
Chattanooga	3	213-221	71.0-73.7	-2.7	79-168	.470	22-68	.324	33-51	.647	89	97	-2.7
ETSU	4	265-254	66.2-63.5	+2.8	95-218	.436	23-87	.264	52-75	.693	144	122	+5.5
Furman	4	291-257	72.8-64.2	+8.5	109-221	.493	37-97	.381	36-52	.692	129	120	+2.2
Mercer	3	186-206	62.0-68.7	-6.7	74-153	.484	18-49	.367	20-27	.741	97	93	+1.3
Samford	3	209-210	69.7-70.0	-0.3	77-177	.435	15-63	.238	40-57	.702	111	112	-0.3
The Citadel	3	234-251	78.0-83.7	-5.7	88-194	.454	28-87	.322	30-52	.577	92	125	-11.0
UNC Greensboro	4	295-288	73.8-72.0	+1.8	103-249	.414	32-101	.317	57-88	.648	132	135	-0.8
VMI	4	296-338	74.0-84.5	-10.5	104-254	.409	41-114	.360	47-57	.825	138	149	-2.8
Western Carolina	3	270-244	90.0-81.3	+8.7	90-181	.497	34-81	.420	56-78	.718	125	99	+8.7
Wofford	3	213-203	71.0-67.7	+3.3	77-168	.458	27-75	.360	32-42	.762	100	105	-1.7

ATTENDANCE	Home	Average	Away	Average	Neutral	Average	Total	Average
Chattanooga	1-2815	2815	2-5347	2674	0-0	0	3-8162	2721
ETSU	1-5274	5274	3-5975	1992	0-0	0	4-11249	2812
Furman	1-2314	2314	3-6937	2312	0-0	0	4-9251	2313
Mercer	2-6498	3249	1-2374	2374	0-0	0	3-8872	2957
Samford	2-836	418	1-786	786	0-0	0	3-1622	541
The Citadel	2-1685	842	1-305	305	0-0	0	3-1990	663
UNC Greensboro	3-8150	2717	1-2226	2226	0-0	0	4-10376	2594
VMI	3-2381	794	1-2744	2744	0-0	0	4-5125	1281
Western Carolina	1-2021	2021	2-1701	850	0-0	0	3-3722	1241
Wofford	1-2226	2226	2-5805	2902	0-0	0	3-8031	2677
Totals	17-34200	2012	17-34200	2012	0-0	0	34-68400	2012

2019-20 Southern Conference  
INDIVIDUAL BASKETBALL STATISTICS  
Through games of Jan 10, 2020 (Conference games only)

To be ranked, a player must appear in at least 75.0% of their team's games.

SCORING								REBOUNDING							
	Cl	G	FG	3FG	FT	Pts	Avg/G		Cl	G	Off	Def	Total	Avg/G	
1. Isaiah Miller-UNCG	Jr	4	41	5	19	106	26.5	1. Carlos Dotson-WCU	Sr	3	8	27	35	11.7	
2. Jordan Lyons-FUR	Sr	4	30	20	15	95	23.8	2. Jalen Dupree-SAM	Sr	3	11	18	29	9.7	
3. Mason Faulkner-WCU	Jr	3	19	8	24	70	23.3	Jeromy Rodriguez-ETSU	Sr	3	16	13	29	9.7	
4. Josh Sharkey-SAM	Sr	3	24	3	16	67	22.3	4. James Dickey-UNCG	Sr	4	13	21	34	8.5	
5. Kaiden Rice-CIT	Jr	3	23	9	8	63	21.0	5. Mason Faulkner-WCU	Jr	3	6	17	23	7.7	
6. Garrett Gilkeson-VMI	Sr	4	23	12	15	73	18.3	6. Chevez Goodwin-WOF	Jr	3	9	13	22	7.3	
7. Carlos Dotson-WCU	Sr	3	23	0	5	51	17.0	7. Onno Steger-WCU	Sr	3	8	13	21	7.0	
8. Matt Ryan-UTC	Sr	3	19	5	5	48	16.0	8. Clay Mounce-FUR	Jr	4	11	16	27	6.8	
9. Onno Steger-WCU	Sr	3	14	10	9	47	15.7	Lucas N'Guessan-ETSU	Sr	4	8	19	27	6.8	
10. Djordje Dimitrijevic-MER	Sr	3	17	4	6	44	14.7	10. Maciej Bender-MER	Jr	3	6	14	20	6.7	
11. David Jean-Baptiste-UTC	Jr	3	15	6	5	41	13.7	11. Robert Allen-SAM	So	3	3	16	19	6.3	
Nathan Hoover-WOF	Sr	3	14	8	5	41	13.7	12. Garrett Gilkeson-VMI	Sr	4	7	18	25	6.3	
Jeromy Rodriguez-ETSU	Sr	3	19	0	3	41	13.7	Tyler Creamer-VMI	Sr	4	8	17	25	6.3	
14. Robert Allen-SAM	So	3	17	4	2	40	13.3	14. Noah Gurley-FUR	So	4	5	19	24	6.0	
15. Chevez Goodwin-WOF	Jr	3	18	0	2	38	12.7	Eddie Davis III-CIT	Sr	3	4	14	18	6.0	
16. Travis Eeve-VMI	Fr	4	18	8	5	49	12.3	16. Josh Sharkey-SAM	Sr	3	5	11	16	5.3	
17. Tray Boyd III-ETSU	Sr	4	17	9	3	46	11.5	Ethan Stair-MER	Sr	3	2	14	16	5.3	
Clay Mounce-FUR	Jr	4	17	4	8	46	11.5	18. Mohammed Abdulsalam-UNCG	So	4	8	13	21	5.3	
19. Maciej Bender-MER	Jr	3	16	0	1	33	11.0	Bo Hodges-ETSU	Jr	4	2	19	21	5.3	
20. Stefan Kenic-UTC	Jr	3	10	4	8	32	10.7	20. Jalen Slawson-FUR	So	4	3	17	20	5.0	
Matt Halvorsen-WCU	Jr	3	8	8	8	32	10.7								
22. Tyson Batiste-CIT	Sr	3	13	2	3	31	10.3								
Ethan Stair-MER	Sr	3	12	3	4	31	10.3								
24. Mike Bothwell-FUR	So	4	18	5	0	41	10.3								
25. Fletcher Abee-CIT	Fr	3	10	6	3	29	9.7								
26. Storm Murphy-WOF	Jr	3	11	5	0	27	9.0								
27. Bo Hodges-ETSU	Jr	4	12	1	10	35	8.8								
Angelo Allegri-UNCG	So	4	12	8	3	35	8.8								
29. Jeff Gary-MER	Jr	3	11	4	0	26	8.7								
30. Kamdyn Curfman-VMI	Fr	4	13	5	3	34	8.5								
Isaiah Tisdale-ETSU	Sr	4	10	1	13	34	8.5								

FIELD GOAL PCT						ASSISTS				
	Cl	G	FGM	FGA	Pct.		Cl	G	No.	Avg/G
1. Jeromy Rodriguez-ETSU	Sr	3	19	24	.792	1. Josh Sharkey-SAM	Sr	3	22	7.3
2. Messiah Jones-WOF	Fr	3	9	12	.750	2. Mason Faulkner-WCU	Jr	3	21	7.0
3. Carlos Dotson-WCU	Sr	3	23	32	.719	3. Tyson Batiste-CIT	Sr	3	19	6.3
4. Stefan Kenic-UTC	Jr	3	10	14	.714	4. Isaiah Tisdale-ETSU	Sr	4	18	4.5
5. Chevez Goodwin-WOF	Jr	3	18	27	.667	5. Djordje Dimitrijevic-MER	Sr	3	13	4.3
6. Mike Bothwell-FUR	So	4	18	30	.600	6. Garrett Gilkeson-VMI	Sr	4	17	4.3
7. Maciej Bender-MER	Jr	3	16	27	.593	7. Greg Parham-VMI	Jr	4	16	4.0
8. Josh Sharkey-SAM	Sr	3	24	42	.571	8. Maurice Commander-UTC	So	3	11	3.7
9. Ramon Vila-UTC	Jr	3	11	20	.550	9. Alex Hunter-FUR	Jr	4	14	3.5
10. Jordan Lyons-FUR	Sr	4	30	56	.536	10. Travis Eeve-VMI	Fr	4	12	3.0
11. Clay Mounce-FUR	Jr	4	17	32	.531	Isaiah Miller-UNCG	Jr	4	12	3.0
12. Garrett Gilkeson-VMI	Sr	4	23	44	.523	Noah Gurley-FUR	So	4	12	3.0
Kaiden Rice-CIT	Jr	3	23	44	.523	Storm Murphy-WOF	Jr	3	9	3.0
14. Ethan Stair-MER	Sr	3	12	23	.522	14. Matt Halvorsen-WCU	Jr	3	7	2.3
15. Tyson Batiste-CIT	Sr	3	13	25	.520	15. Keyshaun Langley-UNCG	Fr	4	9	2.3

2019-20 Southern Conference  
INDIVIDUAL BASKETBALL STATISTICS  
Through games of Jan 10, 2020 (Conference games only)

FREE THROW PCT					
	Cl	G	FTM	FTA	Pct.
1. Messiah Jones-WOF	Fr	3	6	6	1.000
2. Garrett Gilkeson-VMI	Sr	4	15	16	.938
3. Onno Steger-WCU	Sr	3	9	10	.900
4. Matt Halvorsen-WCU	Jr	3	8	9	.889
5. Jordan Lyons-FUR	Sr	4	15	17	.882
6. Isaiah Bigelow-WOF	Fr	3	7	8	.875
7. Djordje Dimitrijevic-MER	Sr	3	6	7	.857
8. Stefan Kenic-UTC	Jr	3	8	10	.800
Clay Mounce-FUR	Jr	4	8	10	.800
Deandre Thomas-SAM	So	3	8	10	.800
11. Malik Massey-UNCG	Sr	4	11	14	.786
12. Josh Sharkey-SAM	Sr	3	16	22	.727
13. Mason Faulkner-WCU	Jr	3	24	34	.706
14. Isaiah Miller-UNCG	Jr	4	19	27	.704
15. Isaiah Tisdale-ETSU	Sr	4	13	20	.650

STEALS				
	Cl	G	No.	Avg/G
1. Isaiah Miller-UNCG	Jr	4	16	4.0
2. Malik Massey-UNCG	Sr	4	9	2.3
3. Deandre Thomas-SAM	So	3	6	2.0
4. Isaiah Tisdale-ETSU	Sr	4	7	1.8
Patrick Good-ETSU	Jr	4	7	1.8
Alex Hunter-FUR	Jr	4	7	1.8
7. Jeromy Rodriguez-ETSU	Sr	3	5	1.7
Mason Faulkner-WCU	Jr	3	5	1.7
Tyson Batiste-CIT	Sr	3	5	1.7
Fletcher Abee-CIT	Fr	3	5	1.7
11. Jordan Lyons-FUR	Sr	4	6	1.5
Travis Eeve-VMI	Fr	4	6	1.5
Bo Hodges-ETSU	Jr	4	6	1.5
Keyshaun Langley-UNCG	Fr	4	6	1.5
15. Donovan Theme-Love-WOF	Sr	3	4	1.3
David Jean-Baptiste-UTC	Jr	3	4	1.3
Josh Sharkey-SAM	Sr	3	4	1.3
Ethan Stair-MER	Sr	3	4	1.3

3-POINT FG PCT					
	Cl	G	3FG	FGA	Pct.
1. Stefan Kenic-UTC	Jr	3	4	7	.571
2. Jordan Lyons-FUR	Sr	4	20	36	.556
Onno Steger-WCU	Sr	3	10	18	.556
4. Garrett Gilkeson-VMI	Sr	4	12	23	.522
5. Matt Halvorsen-WCU	Jr	3	8	16	.500
Maurice Commander-UTC	So	3	3	6	.500
7. Mike Bothwell-FUR	So	4	5	11	.455
Isaiah Bigelow-WOF	Fr	3	5	11	.455
9. David Jean-Baptiste-UTC	Jr	3	6	14	.429
10. Travis Eeve-VMI	Fr	4	8	20	.400
11. Kaiden Rice-CIT	Jr	3	9	23	.391
12. Patrick Good-ETSU	Jr	4	8	21	.381
13. Angelo Allegri-UNCG	So	4	8	22	.364
Tray Hollowell-WOF	Jr	3	4	11	.364
Kameron Gibson-WCU	So	3	4	11	.364

3-POINT FG MADE				
	Cl	G	3FG	Avg/G
1. Jordan Lyons-FUR	Sr	4	20	5.0
2. Onno Steger-WCU	Sr	3	10	3.3
3. Garrett Gilkeson-VMI	Sr	4	12	3.0
Kaiden Rice-CIT	Jr	3	9	3.0
5. Matt Halvorsen-WCU	Jr	3	8	2.7
Nathan Hoover-WOF	Sr	3	8	2.7
Mason Faulkner-WCU	Jr	3	8	2.7
8. Tray Boyd III-ETSU	Sr	4	9	2.3
9. Travis Eeve-VMI	Fr	4	8	2.0
Angelo Allegri-UNCG	So	4	8	2.0
Patrick Good-ETSU	Jr	4	8	2.0
Fletcher Abee-CIT	Fr	3	6	2.0
David Jean-Baptiste-UTC	Jr	3	6	2.0
14. Isaiah Bigelow-WOF	Fr	3	5	1.7
Matt Ryan-UTC	Sr	3	5	1.7
Storm Murphy-WOF	Jr	3	5	1.7

BLOCKED SHOTS				
	Cl	G	No.	Avg/G
1. James Dickey-UNCG	Sr	4	8	2.0
Lucas N'Guessan-ETSU	Sr	4	8	2.0
3. Maciej Bender-MER	Jr	3	4	1.3
Eddie Davis III-CIT	Sr	3	4	1.3
5. Clay Mounce-FUR	Jr	4	5	1.3
6. Jalen Slawson-FUR	So	4	4	1.0
Jalen Dupree-SAM	Sr	3	3	1.0
Jeromy Rodriguez-ETSU	Sr	3	3	1.0
Messiah Jones-WOF	Fr	3	3	1.0
Robert Allen-SAM	So	3	3	1.0
11. Tray Boyd III-ETSU	Sr	4	3	0.8
12. Brady Spence-CIT	Fr	3	2	0.7
Logan Dye-SAM	So	3	2	0.7
Victor Bafutto-MER	So	3	2	0.7
Tyler Harris-WCU	Fr	3	2	0.7

ASSIST/TURNOVER RATIO					
	Cl	G	Ast.	T/O	Ratio
1. Garrett Gilkeson-VMI	Sr	4	17	4	4.3
2. Isaiah Tisdale-ETSU	Sr	4	18	5	3.6
3. Maurice Commander-UTC	So	3	11	4	2.8
4. Greg Parham-VMI	Jr	4	16	6	2.7
5. Tyson Batiste-CIT	Sr	3	19	9	2.1
6. Mason Faulkner-WCU	Jr	3	21	10	2.1
7. Alex Hunter-FUR	Jr	4	14	7	2.0
8. Josh Sharkey-SAM	Sr	3	22	16	1.4
9. Storm Murphy-WOF	Jr	3	9	7	1.3
10. Isaiah Miller-UNCG	Jr	4	12	10	1.2
11. Djordje Dimitrijevic-MER	Sr	3	13	12	1.1
12. Noah Gurley-FUR	So	4	12	12	1.0
13. Travis Eeve-VMI	Fr	4	12	14	0.9



2019-20 Southern Conference  
INDIVIDUAL BASKETBALL STATISTICS  
Through games of Jan 10, 2020 (Conference games only)

OFFENSIVE REBOUNDS				
	Cl	G	No.	Avg/G
1. Jeromy Rodriguez-ETSU	Sr	3	16	5.3
2. Jalen Dupree-SAM	Sr	3	11	3.7
3. James Dickey-UNCG	Sr	4	13	3.3
4. Chevez Goodwin-WOF	Jr	3	9	3.0
Ramon Vila-UTC	Jr	3	9	3.0
6. Clay Mounce-FUR	Jr	4	11	2.8
7. Carlos Dotson-WCU	Sr	3	8	2.7
Onno Steger-WCU	Sr	3	8	2.7
9. Isaiah Miller-UNCG	Jr	4	10	2.5
10. Messiah Jones-WOF	Fr	3	7	2.3
11. Lucas N'Guessan-ETSU	Sr	4	8	2.0
Mohammed Abdulsalam-UNCG	So	4	8	2.0
Tyler Creammer-VMI	Sr	4	8	2.0
Mason Faulkner-WCU	Jr	3	6	2.0
Maciej Bender-MER	Jr	3	6	2.0

DEFENSIVE REBOUNDS				
	Cl	G	No.	Avg/G
1. Carlos Dotson-WCU	Sr	3	27	9.0
2. Jalen Dupree-SAM	Sr	3	18	6.0
3. Mason Faulkner-WCU	Jr	3	17	5.7
4. Robert Allen-SAM	So	3	16	5.3
5. James Dickey-UNCG	Sr	4	21	5.3
6. Bo Hodges-ETSU	Jr	4	19	4.8
Noah Gurley-FUR	So	4	19	4.8
Lucas N'Guessan-ETSU	Sr	4	19	4.8
9. Maciej Bender-MER	Jr	3	14	4.7
Ethan Stair-MER	Sr	3	14	4.7
Eddie Davis III-CIT	Sr	3	14	4.7
12. Garrett Gilkeson-VMI	Sr	4	18	4.5
13. Nathan Hoover-WOF	Sr	3	13	4.3
Jeromy Rodriguez-ETSU	Sr	3	13	4.3
Chevez Goodwin-WOF	Jr	3	13	4.3
Onno Steger-WCU	Sr	3	13	4.3

MINUTES PLAYED				
	Cl	G	No.	Avg/G
1. Nathan Hoover-WOF	Sr	3	117	39.0
2. Josh Sharkey-SAM	Sr	3	108	36.0
3. Jordan Lyons-FUR	Sr	4	143	35.8
4. Djordje Dimitrijevic-MER	Sr	3	107	35.7
5. Jeff Gary-MER	Jr	3	106	35.3
6. Maurice Commander-UTC	So	3	104	34.7
Kaiden Rice-CIT	Jr	3	104	34.7
8. Isaiah Miller-UNCG	Jr	4	138	34.5
9. Garrett Gilkeson-VMI	Sr	4	137	34.2
10. Robert Allen-SAM	So	3	102	34.0
Fletcher Abee-CIT	Fr	3	102	34.0

2019-20 Southern Conference  
Conference Team Highs  
Through games of Jan 10, 2020 (Conference games only)

TEAM HIGHS (highest totals made by)

Points	98		Wofford vs UNC Greensboro (01/04/20)
	97		Western Carolina at VMI (01/08/20)
	96		ETSU at The Citadel (12/04/19)
	92		UNC Greensboro at Wofford (01/04/20)
	89		Furman at VMI (01/01/20)
Margin	16	(89-73)	Furman at VMI (01/01/20)
	12	(96-84)	ETSU at The Citadel (12/04/19)
	12	(97-85)	Western Carolina at VMI (01/08/20)
	11	(74-63)	UNC Greensboro vs VMI (11/24/19)
	10	(87-77)	Western Carolina vs Chattanooga (12/03/19)
Field goals made	36		ETSU at The Citadel (12/04/19)
	34		The Citadel vs Western Carolina (01/04/20)
	32		Wofford vs UNC Greensboro (01/04/20)
	32		Western Carolina at VMI (01/08/20)
	31		The Citadel vs ETSU (12/04/19)
	31		Furman at Chattanooga (01/08/20)
Field goal attempts	78		UNC Greensboro at Wofford (01/04/20)
	76		VMI vs Western Carolina (01/08/20)
	68		The Citadel vs Western Carolina (01/04/20)
	66		VMI vs Samford (01/04/20)
	65		ETSU at The Citadel (12/04/19)
Field goal percentage	.571	(28-49)	Furman at VMI (01/01/20)
	.554	(36-65)	ETSU at The Citadel (12/04/19)
	.542	(26-48)	Chattanooga vs Furman (01/08/20)
	.532	(25-47)	Mercer at UNC Greensboro (01/01/20)
	.527	(29-55)	Western Carolina vs Chattanooga (12/03/19)
3-Pt FG made	16		VMI vs Samford (01/04/20)
	15		Western Carolina at The Citadel (01/04/20)
	14		Wofford vs UNC Greensboro (01/04/20)
	14		UNC Greensboro at Wofford (01/04/20)
	13		Furman at VMI (01/01/20)
3-Pt FG attempts	45		UNC Greensboro at Wofford (01/04/20)
	38		VMI vs Samford (01/04/20)
	36		The Citadel at Samford (01/01/20)
	34		Western Carolina at The Citadel (01/04/20)
	31		Wofford vs UNC Greensboro (01/04/20)
3-Pt percentage	.600	(6-10)	Mercer at UNC Greensboro (01/01/20)
	.542	(13-24)	Furman at VMI (01/01/20)
	.452	(14-31)	Wofford vs UNC Greensboro (01/04/20)
	.441	(15-34)	Western Carolina at The Citadel (01/04/20)
	.438	(7-16)	Chattanooga vs Furman (01/08/20)
Free throws made	26		ETSU at UNC Greensboro (01/08/20)
	22		Western Carolina at VMI (01/08/20)
	21		Western Carolina vs Chattanooga (12/03/19)
	20		Furman at VMI (01/01/20)
	20		Wofford vs UNC Greensboro (01/04/20)
	20		UNC Greensboro vs VMI (11/24/19)
Free throw attempts	33		ETSU at UNC Greensboro (01/08/20)
	30		Western Carolina at VMI (01/08/20)
	28		Western Carolina vs Chattanooga (12/03/19)
	26		Wofford vs UNC Greensboro (01/04/20)
	25		UNC Greensboro vs VMI (11/24/19)
	25		Furman at VMI (01/01/20)
Free throw percentage	1.000	(6-6)	Wofford at Samford (01/08/20)
	1.000	(5-5)	VMI vs Samford (01/04/20)

	.909	(10-11)	VMI at UNC Greensboro (11/24/19)
	.900	(9-10)	Mercer vs Chattanooga (01/04/20)
	.833	(10-12)	Furman vs ETSU (01/04/20)
Rebounds	47		Western Carolina at VMI (01/08/20)
	45		ETSU at The Citadel (12/04/19)
	43		VMI vs Samford (01/04/20)
	41		Samford vs The Citadel (01/01/20)
	41		Furman vs ETSU (01/04/20)
Assists	22		VMI vs Samford (01/04/20)
	20		VMI vs Western Carolina (01/08/20)
	20		Western Carolina at VMI (01/08/20)
	18		Mercer vs Furman (12/20/19)
	18		Western Carolina at The Citadel (01/04/20)
Steals	17		UNC Greensboro vs Mercer (01/01/20)
	13		ETSU at Furman (01/04/20)
	12		VMI vs Furman (01/01/20)
	12		UNC Greensboro at Wofford (01/04/20)
	10		The Citadel at Samford (01/01/20)
Blocked shots	6		UNC Greensboro vs VMI (11/24/19)
	6		Mercer vs Furman (12/20/19)
	6		ETSU vs Wofford (01/01/20)
	5		ETSU at The Citadel (12/04/19)
	5		Furman vs ETSU (01/04/20)
	5		UNC Greensboro vs ETSU (01/08/20)
Turnovers	24		Mercer at UNC Greensboro (01/01/20)
	19		Furman vs ETSU (01/04/20)
	18		The Citadel at Samford (01/01/20)
	18		ETSU at UNC Greensboro (01/08/20)
	17		Samford vs Wofford (01/08/20)
Fouls	28		UNC Greensboro vs ETSU (01/08/20)
	25		The Citadel at Samford (01/01/20)
	23		Chattanooga at Western Carolina (12/03/19)
	23		VMI vs Samford (01/04/20)
	23		Wofford vs UNC Greensboro (01/04/20)
	23		UNC Greensboro at Wofford (01/04/20)

2019-20 Southern Conference  
Conference Individual Highs  
Through games of Jan 10, 2020 (Conference games only)

INDIVIDUAL PLAYER GAME HIGHS

Points	40	Jordan Lyons (Furman) at VMI (01/01/20)
	31	Mason Faulkner (Western Carolina) vs Chattanooga (12/03/19)
	31	Isaiah Miller (UNC Greensboro) vs Mercer (01/01/20)
	30	Kaiden Rice (The Citadel) vs ETSU (12/04/19)
	28	Onno Steger (Western Carolina) at The Citadel (01/04/20)
	28	Isaiah Miller (UNC Greensboro) at Wofford (01/04/20)
Field goals made	13	Jeromy Rodriguez (ETSU) at The Citadel (12/04/19)
	13	Isaiah Miller (UNC Greensboro) vs Mercer (01/01/20)
	12	Mike Bothwell (Furman) at Chattanooga (01/08/20)
	11	Kaiden Rice (The Citadel) vs ETSU (12/04/19)
	11	Josh Sharkey (Samford) vs The Citadel (01/01/20)
	11	Jordan Lyons (Furman) at VMI (01/01/20)
Field goal attempts	25	Isaiah Miller (UNC Greensboro) vs Mercer (01/01/20)
	23	Isaiah Miller (UNC Greensboro) at Wofford (01/04/20)
	20	Isaiah Miller (UNC Greensboro) vs VMI (11/24/19)
	20	Matt Ryan (Chattanooga) at Western Carolina (12/03/19)
	20	Isaiah Miller (UNC Greensboro) vs ETSU (01/08/20)
Field goal percentage	.909 (10-11)	Carlos Dotson (Western Carolina) vs Chattanooga (12/03/19)
	.867 (13-15)	Jeromy Rodriguez (ETSU) at The Citadel (12/04/19)
	.750 (12-16)	Mike Bothwell (Furman) at Chattanooga (01/08/20)
	.733 (11-15)	Jordan Lyons (Furman) at VMI (01/01/20)
	.727 (8-11)	Djordje Dimitrijevic (Mercer) at UNC Greensboro (01/01/20)
	.727 (8-11)	Josh Sharkey (Samford) at VMI (01/04/20)
3-Pt FG made	10	Jordan Lyons (Furman) at VMI (01/01/20)
	8	Onno Steger (Western Carolina) at The Citadel (01/04/20)
	6	Travis Eeve (VMI) vs Samford (01/04/20)
	5	Kyrin Galloway (UNC Greensboro) vs VMI (11/24/19)
	5	Tray Boyd III (ETSU) at The Citadel (12/04/19)
	5	Kaiden Rice (The Citadel) at Samford (01/01/20)
	5	Garrett Gilkeson (VMI) vs Samford (01/04/20)
3-Pt FG attempts	13	Angelo Allegri (UNC Greensboro) at Wofford (01/04/20)
	12	Jordan Lyons (Furman) at VMI (01/01/20)
	12	Onno Steger (Western Carolina) at The Citadel (01/04/20)
	11	Kaiden Rice (The Citadel) at Samford (01/01/20)
	10	Matt Ryan (Chattanooga) at Western Carolina (12/03/19)
	10	Nathan Hoover (Wofford) vs UNC Greensboro (01/04/20)
	10	Matt Halvorsen (Western Carolina) at VMI (01/08/20)
3-Pt percentage	.833 (10-12)	Jordan Lyons (Furman) at VMI (01/01/20)
	.714 (5-7)	Kyrin Galloway (UNC Greensboro) vs VMI (11/24/19)
	.667 (8-12)	Onno Steger (Western Carolina) at The Citadel (01/04/20)
	.667 (6-9)	Travis Eeve (VMI) vs Samford (01/04/20)
	.556 (5-9)	Tray Boyd III (ETSU) at The Citadel (12/04/19)
	.556 (5-9)	Garrett Gilkeson (VMI) vs Samford (01/04/20)
Free throws made	12	Mason Faulkner (Western Carolina) vs Chattanooga (12/03/19)
	9	Garrett Gilkeson (VMI) vs Western Carolina (01/08/20)
	8	Jordan Lyons (Furman) at VMI (01/01/20)
	8	Josh Sharkey (Samford) at VMI (01/04/20)
	8	Isaiah Miller (UNC Greensboro) at Wofford (01/04/20)
	8	Matt Halvorsen (Western Carolina) at VMI (01/08/20)
Free throw attempts	16	Mason Faulkner (Western Carolina) vs Chattanooga (12/03/19)
	12	Josh Sharkey (Samford) at VMI (01/04/20)
	11	Jonathan Scott (Chattanooga) at Mercer (01/04/20)
	10	Isaiah Miller (UNC Greensboro) vs VMI (11/24/19)
	10	Mason Faulkner (Western Carolina) at The Citadel (01/04/20)
Free throw percentage	1.000 (9-9)	Garrett Gilkeson (VMI) vs Western Carolina (01/08/20)

	1.000	(8-8)	Jordan Lyons (Furman) at VMI (01/01/20)
	.889	(8-9)	Isaiah Miller (UNC Greensboro) at Wofford (01/04/20)
	.889	(8-9)	Matt Halvorsen (Western Carolina) at VMI (01/08/20)
	.750	(12-16)	Mason Faulkner (Western Carolina) vs Chattanooga (12/03/19)
Rebounds	16		Jeromy Rodriguez (ETSU) at The Citadel (12/04/19)
	14		Jalen Dupree (Samford) vs Wofford (01/08/20)
	13		Carlos Dotson (Western Carolina) at VMI (01/08/20)
	12		Carlos Dotson (Western Carolina) vs Chattanooga (12/03/19)
	12		Robert Allen (Samford) vs The Citadel (01/01/20)
	12		James Dickey (UNC Greensboro) vs Mercer (01/01/20)
	12		Noah Gurley (Furman) vs ETSU (01/04/20)
Assists	10		Djordje Dimitrijevic (Mercer) vs Furman (12/20/19)
	10		Josh Sharkey (Samford) at VMI (01/04/20)
	9		Isaiah Miller (UNC Greensboro) at Wofford (01/04/20)
	9		Mason Faulkner (Western Carolina) at VMI (01/08/20)
	7		Tyson Batiste (The Citadel) vs ETSU (12/04/19)
	7		Isaiah Tisdale (ETSU) vs Wofford (01/01/20)
	7		Alex Hunter (Furman) vs ETSU (01/04/20)
Steals	9		Isaiah Miller (UNC Greensboro) vs Mercer (01/01/20)
	5		Sean Conway (VMI) vs Furman (01/01/20)
	4		Malik Massey (UNC Greensboro) vs Mercer (01/01/20)
	4		Malik Massey (UNC Greensboro) at Wofford (01/04/20)
	4		Bo Hodges (ETSU) at UNC Greensboro (01/08/20)
	4		Isaiah Miller (UNC Greensboro) vs ETSU (01/08/20)
Blocked shots	4		Maciej Bender (Mercer) vs Furman (12/20/19)
	3		James Dickey (UNC Greensboro) vs VMI (11/24/19)
	3		Lucas N'Guessan (ETSU) vs Wofford (01/01/20)
	3		Eddie Davis III (The Citadel) at Samford (01/01/20)
	3		Jalen Slawson (Furman) vs ETSU (01/04/20)
	3		Lucas N'Guessan (ETSU) at UNC Greensboro (01/08/20)
	3		Clay Mounce (Furman) at Chattanooga (01/08/20)
Turnovers	8		Josh Sharkey (Samford) vs The Citadel (01/01/20)
	7		Mason Faulkner (Western Carolina) at VMI (01/08/20)
	6		Bo Hodges (ETSU) vs Wofford (01/01/20)
	6		Djordje Dimitrijevic (Mercer) at UNC Greensboro (01/01/20)
	5		Eddie Davis III (The Citadel) at Samford (01/01/20)
	5		Ethan Stair (Mercer) at UNC Greensboro (01/01/20)
	5		Travis Eevee (VMI) vs Furman (01/01/20)
	5		Tyson Batiste (The Citadel) vs Western Carolina (01/04/20)
	5		Noah Gurley (Furman) vs ETSU (01/04/20)
	5		Nathan Hoover (Wofford) vs UNC Greensboro (01/04/20)
	5		Storm Murphy (Wofford) at Samford (01/08/20)
	5		Lucas N'Guessan (ETSU) at UNC Greensboro (01/08/20)