



SOUTHERN CONFERENCE MEN'S BASKETBALL

2022-23



702 North Pine Street, Spartanburg, SC 29303 • 864-591-5100 • Fax: 864-591-3448

Phil Perry, Associate Commissioner for Media Relations (MBK contact)

facebook.com/SouthernConference • twitter.com/SoConSports • instagram.com/SouthernConference

2022-23 SOUTHERN CONFERENCE BASKETBALL STANDINGS

	Conference					Overall					
	W-L	Pct.	H	A	ST	W-L	Pct.	H	A	N	ST
Furman	10-2	.833	5-1	5-1	W6	19-6	.760	12-2	6-2	1-2	W6
Samford	10-2	.833	6-0	4-2	W2	16-9	.640	11-2	5-7	0-0	W2
UNCG	10-2	.833	4-2	6-0	W2	16-9	.640	8-3	7-4	1-2	W2
Western Carolina	6-6	.500	4-3	2-3	W1	13-12	.520	7-5	4-7	2-0	W1
Wofford	5-7	.417	3-3	2-4	L2	13-12	.520	10-3	3-9	0-0	L2
Mercer	5-7	.417	2-4	3-3	W1	12-13	.480	6-5	4-7	2-1	W1
ETSU	5-7	.417	1-5	4-2	L1	9-16	.360	4-9	4-6	1-1	L1
Chattanooga	4-8	.333	2-3	2-5	L2	12-13	.480	7-5	5-8	0-0	L2
The Citadel	4-8	.333	2-5	2-3	L3	9-16	.360	4-8	4-7	1-1	L4
VMI	1-11	.083	0-5	1-6	L1	6-19	.240	5-5	1-12	0-2	L1

UPCOMING SCHEDULE (ALL TIMES EASTERN)

Feb. 7 (Tuesday)
*ETSU at UNCG, 7 p.m. ESPNU

Feb. 8 (Wednesday)
*Samford at Mercer, 7 p.m. ESPN+
*The Citadel at Chattanooga, 7 p.m. ESPN+
*Furman at VMI, 7 p.m. ESPN+
*Western Carolina at Wofford, 7 p.m. ESPN+

Feb. 10 (Friday)
*VMI at ETSU, 7 p.m. ESPN+

Feb. 11 (Saturday)
*Western Carolina at Furman, 2 p.m. Nexstar/ESPN+
*The Citadel at Samford, 3 p.m. ESPN+
*Mercer at Chattanooga, 3:30 p.m. CBSSN

Ingles SoCon Games of the Week Nexstar affiliates

WMYT/My 12 (Charlotte)
WWCW/The CW Virginia (Lynchburg/Roanoke)
WYCW/The CW62 (Greenville/Spartanburg/Asheville)

Play-by-play: David Jackson
Analyst: Ralph Patterson

Feb. 12 (Sunday)
*Wofford at UNCG, 3 p.m. ESPN+

Feb. 15 (Wednesday)
*Furman at The Citadel, 7 p.m. ESPN+
*Chattanooga at VMI, 7 p.m. ESPN+
*ETSU at Western Carolina, 7 p.m. ESPN+
*Mercer at Wofford, 7 p.m. ESPN+
*UNCG at Samford, 7:30 p.m. ESPN+

Feb. 18 (Saturday)
*UNCG at Chattanooga, 12 p.m. CBSSN
*Wofford at The Citadel, 1 p.m. ESPN+
*Samford at VMI, 1 p.m. Nexstar/ESPN+
*Western Carolina at Mercer, 2 p.m. ESPN+

SoCon PLAYER OF THE WEEK (2/6)

Jalen Slawson, 5th, F, Furman

Furman forward Jalen Slawson was named the Southern Conference Men's Basketball Player of the Week for all contests from Jan. 30 to Feb. 5 after averaging 15.5 points, 10.0 rebounds, 3.5 assists, 4.0 steals and 1.5 blocked shots per game in a pair of conference wins on the week.

Slawson opened his week with his seventh double-double of the season in Wednesday's 79-58 win over Chattanooga, as he scored 15 points and pulled down 11 rebounds. The Summerville, South Carolina, native added six assists, four steals and two blocked shots on the evening and hit all six of his free-throw attempts as the Paladins completed the regular-season sweep of the Mocs.

In Saturday's 80-67 win over rival Wofford at Bon Secours Wellness Arena in downtown Greenville, South Carolina, Slawson scored a team-best 16 points and had nine rebounds and four steals, both game highs. The fifth-year senior was 7-for-10 from the floor on the afternoon and had one assist and one blocked shot as Furman also completed the regular-season sweep of the Terriers and remained tied atop the SoCon standings.

For the week, Slawson shot 57.9 percent from the floor (11-for-19) and was 3-for-6 from 3-point range.



NOTES

• League-leading UNCG hosts ETSU on Tuesday on ESPNU, while the other eight Southern Conference squads take the floor Wednesday night.

• Furman, UNCG and Samford are tied atop the SoCon standings with identical 10-2 records in league play, four games clear of the rest of the pack. Western Carolina is alone in fourth at 6-6, while the fifth through ninth spots in the standings are separated by just one game.

• UNCG, 12-3 in its last 15 games, downed The Citadel 79-59 on Saturday, getting 19 points from Keyshaun Langley and 18 from Keondre Kennedy. Mohammed Abdulsalam had a double-double with 10 points and 12 rebounds in just 16 minutes of action.

• ETSU will be taking on its second straight league leader on the road, as the Bucs dropped a 73-62 decision at Samford on Saturday. The Bucs were led in scoring by Jalen Haynes, who scored 22 points and is averaging 21.3 over his last six contests.

• Furman, which is back in the top 10 in the CollegeInsider.com Mid-Major Top 25, visits VMI on Wednesday. The Paladins downed rival Wofford at Bon Secours Wellness Arena on Saturday, 80-67, behind 16 points and nine rebounds from Jalen Slawson. Furman, which has won six straight and 12 of 14, is seeking its fifth 20-win season in the last six years.

• Besieged by injuries, VMI fell at Mercer on Saturday, 80-54. Freshman Tony Felder Jr. scored a team-best 17 points, while classmate Asher Woods played the full 40 minutes and scored 15 points. Senior Sean Conway needs 15 points to reach 1,000 for his career.

• Samford, which visits Mercer on Wednesday, kept pace atop the SoCon standings with its win over ETSU on Saturday. The Bulldogs, who have won 10 of 12, led wire-to-wire en route to matching last season's SoCon win total. A.J. Staton-McCray had 16 points, six rebounds and a career-best five steals.

• Mercer turned in one of its most complete efforts of the season Saturday against VMI, hitting a season-best 13 3-pointers and committing just two turnovers, a program record low. The Bears' Jalyn McCreary scored 22 points and is averaging 23 per game over his last four contests.

• Wofford returns home to host Western Carolina on Wednesday, seeking to stop a two-game slide. The Terriers were led in both scoring and rebounding against Furman by B.J. Mack, who had 17 points and eight boards.

• Western Carolina put five players in double figures in Saturday's 83-68 win over Chattanooga, paced by Tre Jackson's 18 points. The win was the Catamounts' sixth league victory, surpassing last year's total.

• Chattanooga opens a two-game homestand when it hosts The Citadel on Wednesday. The Mocs saw KC Hankton tie his career high with 17 points in Saturday's setback to Western Carolina, which capped a three-game road swing.

• The Citadel got a career-high 19 points from graduate student David Maynard in Saturday's loss to UNCG. Maynard hit five 3-pointers for the Bulldogs, who seek to end a four-game slide.

ACTIVE SoCON CAREER LEADERS*

Points scored	(SoCon career rank)
1,851	Jake Stephens, UTC, Gr.
1,846	Mike Bothwell, FUR, 5th
1,358	Bubba Parham, SAM, Sr.
1,340	Jalen Slawson, FUR, 5th
1,058	Logan Dye, SAM, Sr.

Points scored per game (min. 800 points)	
15.61	Bubba Parham (1,358/87 GP), SAM, Sr.
14.26	Jordan King (813/57), ETSU, Jr.
13.49	B.J. Mack (1,039/77), WOF, Sr.
13.22	Jake Stephens (1,851/140), UTC, Gr.
12.65	Mike Bothwell (1,846/146), FUR, 5th

Field-goal percentage (min. 240 made)	
.625	Messiah Jones (297-475), WOF, Sr.
.533	Stephen Clark (389-730), CIT, Sr.
.521	Logan Dye (415-797), SAM, Sr.
.519	Mohammed Abdulsalam (295-568), UNCG, Gr.
.516	Jalen Slawson (480-930), FUR, 5th

3-point field goals made	
231	Jake Stephens, UTC, Gr.
219	Bubba Parham, SAM, Sr.
195	Sean Conway, VMI, Sr.
191	Keyshaun Langley, UNCG, Sr.
183	Mike Bothwell, FUR, 5th

3-point field-goal percentage (min. 120 made)	
.384	Jake Stephens (231-602), UTC, Gr.
.372	Bubba Parham (219-588), SAM, Sr.
.369	A.J. Caldwell (157-425), UTC, R-Sr.
.368	Jordan King (147-399), ETSU, Jr.
.368	Sean Conway (195-530), VMI, Sr.

Free-throw percentage (min. 110 made)	
.825	Mike Bothwell (349-423), FUR, 5th
.824	Keyshaun Langley (169-205), UNCG, Sr.
.816	B.J. Mack (169-207), WOF, Sr.
.812	Jake Stephens (358-441), UTC, Gr.
.804	Ques Glover (168-209), SAM, Jr.

Rebounds	
934	Jake Stephens, UTC, Gr.
764	Jalen Slawson, FUR, 5th
677	Mohammed Abdulsalam, UNCG, Gr.
553	Sean Conway, VMI, Sr.
508	Stephen Clark, CIT, Sr.

Rebounds per game (min. 280 rebounds)	
7.43	Jermaine Marshall (394/53 GP), SAM, Jr.
6.67	Jake Stephens (934/140), UTC, Gr.
6.43	Vonterius Woolbright (328/51), WCU, Sr.
5.38	Jalen Slawson (764/142), FUR, 5th
5.05	B.J. Mack (389/77), WOF, Sr.

Blocked shots	
200	Jake Stephens, UTC, Gr.
179	Stephen Clark, CIT, Sr.
164	Jalen Slawson, FUR, 5th
66	Logan Dye, SAM, Sr.
59	Tyler Harris, WCU, Sr.

Steals	
181	Jalen Slawson, FUR, 5th
152	Mike Bothwell, FUR, 5th
150	Keyshaun Langley, UNCG, Sr.
135	Kobe Langley, UNCG, Sr.
98	A.J. Caldwell, UTC, R-Sr.

Assists	
355	Jake Stephens, UTC, Gr.
350	Mike Bothwell, FUR, 5th
337	Jalen Slawson, FUR, 5th
273	Keyshaun Langley, UNCG, Sr.
263	Stephen Clark, CIT, Sr.

Assists per game (min. 150 assists)	
4.35	Vonterius Woolbright (222/51 GP), WCU, Sr.
3.76	Ques Glover (158/42), SAM, Jr.
3.09	Dante Treacy (176/57), UNCG, Sr.
2.90	Bubba Parham (252/87), SAM, Sr.
2.70	Jordan King (154/57), ETSU, Jr.

* Stats accrued at SoCon schools only

SoCON RECORD BOOK

	TEAM	
3-point field goals made		
Game		
1.	24	VMI vs. Furman 2/12/15
2.	23	The Citadel vs. Mid-Atlantic Christian 11/12/18
	23	The Citadel vs. High Point 11/27/18
4.	22	Georgia Southern vs. Chattanooga 1/17/05
	22	The Citadel vs. UNCG 2/28/19
	22	Samford vs. Belhaven 12/21/20
	22	Furman vs. North Greenville 11/9/21
	22	VMI vs. Carlow 11/9/21
	22	Chattanooga vs. Covenant 11/19/22
10.	21	Furman vs. Virginia Intermont 12/29/04
	21	VMI vs. Johnson 11/18/14
	21	The Citadel vs. Ogelthorpe 11/10/17
	21	Furman vs. North Greenville 11/15/18
	21	VMI vs. Campbellsville-Harrodsburg 12/15/20
	21	Furman vs. South Carolina State 12/21/20
	21	Furman vs. Western Carolina 1/19/22

	Rebounds	
Game		
1.	78	George Wash. vs. Georgetown 1968-69
2.	76	Davidson vs. VMI 1/8/70
3.	70	VMI vs. Mid-Atlantic Christian 12/2/14
4.	69	The Citadel vs. Morris 11/15/22
5.	68	Davidson vs. Emory 11/9/07
6.	67	The Citadel vs. Clemson 11/25/00
	67	The Citadel vs. Johnson 11/13/16
8.	65	Georgia Southern vs. UC Davis 11/12/06
9.	64	ETSU vs. Reinhardt 12/3/18
	64	Western Carolina vs. Brescia 11/13/22

	Free-throw percentage	
Game (minimum 14 made)		
	Pct.	FT-FTA
1.	100.0	31-31 Marshall vs. Davidson 12/17/79
2.	21-21	Davidson vs. Chattanooga 1/14/78
	21-21	The Citadel vs. Col. of Charleston 1/13/88
4.	20-20	The Citadel vs. Army 11/9/13
5.	19-19	Davidson vs. Furman 1/10/63
	19-19	The Citadel vs. VMI 1968
	19-19	ETSU vs. UNCG 3/6/17
8.	18-18	Western Caro. vs. Davidson 1/5/02
	18-18	The Citadel vs. ETSU 2/26/15
10.	17-17	Western Carolina vs. App State 1/15/11
	17-17	The Citadel at VMI 1/21/23

	INDIVIDUAL	
Blocked shots		
Career		
1.	349	Kyle Hines, UNCG 2004-08
2.	308	Rans Brempong, WCU 2001-05
3.	270	Justin Tuoyo, UTC 2014-17
4.	269	George Singleton, FUR 1981-84
5.	238	Jody Lumpkin, CofC 1998-01
6.	222	James Dickey, UNCG 2016-20
7.	220	Jeremy Clayton, APP 2004-08
8.	215	Kirill Misychenko, CIT 1995-98
9.	213	Lucas Troutman, Elon 2010-14
10.	202	Lewis Preston, VMI 1990-93

	200	Jake Stephens, VMI/UTC 2018-pr.

SoCON COACHING RECORDS

Career (yrs.)	School (yrs.)	SoCon (yrs.)
191-236 (14th)	58-92 (5th)	33-55 (5th)
24-33 (2nd)	Same	12-18 (2nd)
130-53 (6th)	Same	73-26 (6th)
77-99 (6th)	60-55 (4th)	32-33 (4th)
207-174 (12th)	33-24 (2nd)	19-11 (2nd)
43-33 (3rd)	Same	22-19 (3rd)
85-152 (8th)	12-13 (1st)	38-96 (8th)
6-19 (1st)	Same	1-11 (1st)
24-33 (2nd)	Same	11-19 (2nd)
8-8 (1st)	Same	5-7 (1st)

Coach, school
Ed Conroy, The Citadel
Desmond Oliver, ETSU
Bob Richey, Furman
Greg Gary, Mercer
Mike Jones, UNCG
Bucky McMillan, Samford
Dan Earl, Chattanooga
Andrew Wilson, VMI
Justin Gray, Western Carolina
Dwight Perry, Wofford (interim)

SoCON PLAYERS OF THE WEEK

Nov. 14	Jake Stephens, Gr., C, Chattanooga
Nov. 21	Mike Bothwell, 5th, G, Furman
Nov. 28	Jake Stephens, Gr., C, Chattanooga
Dec. 5	Jake Stephens, Gr., C, Chattanooga
Dec. 12	Jake Stephens, Gr., C, Chattanooga
Dec. 19	Jake Stephens, Gr., C, Chattanooga
Dec. 26	Jackson Paveletzke, Fr., G, Wofford
Jan. 2	Logan Dye, Sr., F, Samford
Jan. 9	Jake Stephens, Gr., C, Chattanooga
Jan. 16	Jordan King, Jr., G, ETSU
Jan. 23	Jermaine Marshall, Jr., F, Samford
Jan. 30	Jalyn McCreary, R-Jr., F, Mercer
Feb. 6	Jalen Slawson, 5th, F, Furman
Feb. 13	
Feb. 20	
Feb. 27	

SoCON PLAYERS OF THE MONTH

November	Jake Stephens, Gr., C, Chattanooga
December	Jake Stephens, Gr., C, Chattanooga
January	Jalen Slawson, 5th, F, Furman
February	

NATIONAL HONORS

USBWA Oscar Robertson Trophy Midseason Watch List
Jake Stephens, Gr., C, Chattanooga

Karl Malone Award Watch List
Jalen Slawson, 5th, F, Furman

Lou Henson Award Watch List
Mike Bothwell, 5th, G, Furman
Jalen Slawson, 5th, F, Furman
Ques Glover, Jr., G, Samford
Jake Stephens, Gr., C, Chattanooga

Field of 68 National Player of the Week
Dec. 19.....Mike Bothwell, 5th, G, Furman

USBWA Oscar Robertson National Player of the Week
Dec. 20.....Jake Stephens, Gr., C, Chattanooga

DID YOU KNOW?

- First conducted in 1921, the SoCon men's basketball tournament is the nation's oldest college conference tournament. The 2023 tournament will be the 103rd edition.

- Furman's Frank Selvy scored an NCAA-record 100 points on Feb. 13, 1954. His record still stands.

- Western Carolina's Ronnie Carr hit the first 3-point basket in NCAA history on Nov. 29, 1980.

- Wofford's Fletcher Magee finished his career in 2019 as the NCAA Division I record-holder with 509 made 3-pointers.

SPECIALTY STATS LEADERS

40-point games	Ovr.	SoCon
Jordan King, ETSU	1	1

30-point games	Ovr.	SoCon
Jake Stephens, UTC	4	2
Mike Bothwell, FUR	2	0
Jordan King, ETSU	1	1

20-point games	Ovr.	SoCon
Mike Bothwell, FUR	10	4
Jake Stephens, UTC	10	3
Stephen Clark, CIT	9	4
Jalyn McCreary, MER	9	4
Jackson Paveletzke, WOF	7	3
Jalen Haynes, ETSU	6	4
Sean Conway, VMI	6	1
Austin Ash, CIT	5	0
Jalen Slawson, FUR	5	3
Logan Dye, SAM	5	4
Jamal Johnson, UTC	5	3
Asher Woods, VMI	5	1
B.J. Mack, WOF	5	3
Jordan King, ETSU	4	3
Marcus Foster, FUR	4	3
Vonterius Woolbright, WCU	4	3
JP Pegues, FUR	3	1
Ques Glover, SAM	3	2
Tony Felder, VMI	3	0
Tyzhaun Claude, WCU	3	1
Tre Jackson, WCU	3	1
Justice Smith, ETSU	2	1
Garrett Hein, FUR	2	1
Keondre Kennedy, UNCG	2	0
Keyshaun Langley, UNCG	2	2
Russell Jones Jr., WCU	2	2
Madison Durr, CIT	1	0
Elijah Morgan, CIT	1	0
Josh Taylor, ETSU	1	0
DeAnthony Tipler, ETSU	1	0
Luis Hurtado Jr., MER	1	0
Kamar Robertson, MER	1	0
Shawn Walker Jr., MER	1	0
Michael Zanoni, MER	1	0
Mohammed Abdulsalam, UNCG	1	1
Miikal Brown-Jones, UNCG	1	0
Achor Achor, SAM	1	0
Jermaine Marshall, SAM	1	1
Sam Alexis, UTC	1	0
Rickey Bradley, VMI	1	0
Devin Butler, VMI	1	0
Tyler Houser, VMI	1	1
Carson McCorkle, WOF	1	1

20-rebound games	Ovr.	SoCon
Jake Stephens, UTC	1	0

10-rebound games	Ovr.	SoCon
Jake Stephens, UTC	11	4
Tyzhaun Claude, WCU	8	3
Jalen Slawson, FUR	7	3
Jaden Seymour, ETSU	4	2
David Craig, MER	4	0
Mohammed Abdulsalam, UNCG	4	2
Keondre Kennedy, UNCG	4	2
Jermaine Marshall, SAM	4	4
Stephen Clark, CIT	3	1
Luis Hurtado Jr., MER	3	1
Sean Conway, VMI	3	1
Taeshaud Jackson, VMI	3	3
Vonterius Woolbright, WCU	3	1
Jalen Haynes, ETSU	2	1
Josh Taylor, ETSU	2	0
Garrett Hein, FUR	2	0
Jalyn McCreary, MER	2	2
Mikeal Brown-Jones, UNCG	2	1
Sam Alexis, UTC	2	0
Marcus Kell, WCU	2	0
Messiah Jones, WOF	2	1
Austin Ash, CIT	1	0
Madison Durr, CIT	1	1
David Maynard, CIT	1	0
Brady Spence, CIT	1	0
Jamarius Hairston, ETSU	1	1
Marcus Foster, FUR	1	1
Tyrese Hughey, FUR	1	0
Ben VanderWal, FUR	1	1
TJ Grant, MER	1	0
Jah Quinones, MER	1	1
Base Leyte, UNCG	1	0
Achor Achor, SAM	1	0

Bubba Parham, SAM	1	0
A.J. Staton-McCray, SAM	1	1
Demetrius Davis, UTC	1	0
Rickey Bradley, VMI	1	0
Tyler Houser, VMI	1	1
Asher Woods, VMI	1	1
Marlow Gilmore, WCU	1	0
Kyler Filewich, WOF	1	0
Amarri Tice, WOF	1	0

10-assist games	Ovr.	SoCon
Vonterius Woolbright, WCU	2	2
Luis Hurtado Jr., MER	1	0
Jaron Rillie, SAM	1	1
Rickey Bradley, VMI	1	0
DJ Campbell, WCU	1	0
Jackson Paveletzke, WOF	1	0

5-block games	Ovr.	SoCon
Jake Stephens, UTC	3	1
Stephen Clark, CIT	2	2

5-steal games	Ovr.	SoCon
Jordan King, ETSU	1	1
Keyshaun Langley, UNCG	1	1
Jaron Rillie, SAM	1	1
A.J. Staton-McCray, SAM	1	1
Devin Butler, VMI	1	0
Russell Jones Jr., WCU	1	0
Corey Tripp, WOF	1	0

Double-doubles	Ovr.	SoCon
Jake Stephens, UTC	11	4
Tyzhaun Claude, WCU	8	3
Jalen Slawson, FUR	7	3
Vonterius Woolbright, WCU^	5	3
Luis Hurtado Jr., MER*	4	1
Keondre Kennedy, UNCG	4	2
Jermaine Marshall, SAM	4	4
Jaden Seymour, ETSU	3	1
David Craig, MER	3	0
Mohammed Abdulsalam, UNCG	3	2
Stephen Clark, CIT	2	1
Jalen Haynes, ETSU	2	1
Jalyn McCreary, MER	2	2
Sam Alexis, UTC	2	0
Sean Conway, VMI	2	0
Marcus Kell, WCU	2	0
Austin Ash, CIT	1	0
Madison Durr, CIT	1	1
Jamarius Hairston, ETSU	1	1
Josh Taylor, ETSU	1	0
Marcus Foster, FUR	1	1
Tyrese Hughey, FUR	1	0
Ben VanderWal, FUR	1	1
Base Leyte, UNCG	1	0
Achor Achor, SAM	1	0
Bubba Parham, SAM	1	0
A.J. Staton-McCray, SAM	1	1
Demetrius Davis, UTC	1	0
DJ Campbell, WCU*	1	0
Marlow Gilmore, WCU	1	0
Kyler Filewich, WOF	1	0
Messiah Jones, WOF	1	0
Jackson Paveletzke, WOF*	1	0

30/20 games	Ovr.	SoCon
Jake Stephens, UTC	1	0

30/10 games	Ovr.	SoCon
Jake Stephens, UTC	4	2

20/20 games	Ovr.	SoCon
Jake Stephens, UTC	1	0

20/10 games	Ovr.	SoCon
Jake Stephens, UTC	9	3
Jalen Slawson, FUR	3	2
Stephen Clark, CIT	1	0
Jalen Haynes, ETSU	1	1
Marcus Foster, FUR	1	1
Jalyn McCreary, MER	1	1
Sam Alexis, UTC	1	0
Sean Conway, VMI	1	0
Tyzhaun Claude, WCU	1	0
Jackson Paveletzke, WOF*	1	0

* 1 via points/assists
^ 2 via points/assists

3-POINTER STREAKS

• Four Southern Conference players have streaks of at least 10 games with at least one made 3-pointer, led by The Citadel's Austin Ash, whose 27-game stretches back to his final two games in an Iowa uniform.

Consecutive games with a 3-pointer

Player, school, class	'22-23	'21-22	Total
Austin Ash, CIT, Gr.	25	2*	27
Tre Jackson, WCU, Sr.	24	x	24
Bubba Parham, SAM, Sr.	13	x	13
Tony Felder Jr., VMI, Fr.	10	x	10

* Streak began at previous school

• As a team, ETSU has the fourth-longest active streak in the NCAA at 1,117 consecutive games with a made 3-pointer. The last time the Bucs failed to make at least one triple was in an 0-for-8 showing against Davidson on Feb. 16, 1987.

Preseason predictions

Furman is the preseason favorite to win the 2022-23 Southern Conference men's basketball title in polling of the league's 10 men's basketball coaches and media. Jake Stephens, a graduate transfer at Chattanooga after four years at VMI, is the coaches' preseason player of the year selection after finishing second in the league in scoring (19.6 ppg) and rebounding (9.0 rpg) last season. He also led the league in field-goal percentage (.551) and 3-point field-goal percentage (.490).

Preseason Player of the Year

Jake Stephens, Gr., C, Chattanooga

Preseason All-Southern Conference Team

Jordan King, Jr., G, ETSU
Mike Bothwell, 5th, G, Furman
Jalen Slawson, 5th, F, Furman
Logan Dye, Sr., F, Samford
Ques Glover, Jr., G, Samford
Jermaine Marshall, Jr., F, Samford
Bubba Parham, Sr., G, Samford
Jake Stephens, Gr., C, Chattanooga
Messiah Jones, Sr., F, Wofford
B.J. Mack, Sr., F/C, Wofford

Coaches poll		Media poll	
Team (1st)	Total	Team (1st)	Total
1. Furman (6)	78	1. Furman (18)	263
2. Samford (4)	74	2. Chattanooga (3)	231
3. UNCG	63	3. Samford (5)	223
4. Chattanooga	60	4. UNCG (1)	201
5. Wofford	41	5. Wofford	168
6. ETSU	40	6. ETSU	138
7. Mercer	39	7. Mercer (1)	137
8. Western Carolina	29	8. Western Carolina	79
9. The Citadel	17	9. The Citadel	57
10. VMI	9	10. VMI	43

MID-MAJOR TOP 25

CollegiateInsider.com Mid-Major Top 25

School (1st-place)	PS	N14	N21	N28	D5	D12	D19	D26	J2	J9	J16	J23	J30	F6
Saint Mary's (31)	3	2	2	4	5	3	3	3	3	3	3	3	2	1
Gonzaga	1	1	1	1	1	1	1	1	1	1	1	1	1	2
Louisiana	13	8	7	8	7	6	5	6	11	10	6	5	4	3
Oral Roberts	12	15	16	-	-	24	16	14	10	6	8	7	7	4
Charleston	-	-	8	3	2	2	2	2	2	2	2	2	3	5
Southern Miss	-	-	-	18	18	12	8	10	5	7	11	10	8	6
Drake	2	4	3	2	3	5	7	5	6	8	5	17	12	7
Kent State	7	6	4	5	4	4	4	4	4	4	4	4	6	8
UC Santa Barbara	16	12	15	13	15	15	11	11	8	5	7	6	5	9
Furman	6	3	12	10	9	19	24	20	24	21	-	-	16	10
Liberty	5	9	14	16	20	20	-	25	22	23	19	13	9	11
Marshall	-	-	-	-	24	14	14	12	16	17	9	8	10	12
Southern Illinois	14	20	21	22	25	-	-	-	23	24	10	9	11	13
UNCW	-	-	-	-	-	-	20	18	15	11	14	15	14	14
Hofstra	24	16	17	17	19	-	-	-	-	-	-	-	19	15
Toledo	4	5	5	9	13	10	13	13	13	16	23	19	18	16
Utah Valley	-	-	-	-	-	-	-	25	14	16	18	20	17	-
Akron	18	19	20	-	-	-	-	-	-	-	-	-	-	18
Southern Utah	-	-	-	-	-	-	-	-	-	21	23	15	19	-
Santa Clara	-	-	-	-	22	-	17	16	18	20	13	14	17	20
BYU	10	11	9	20	-	-	-	20	22	12	-	-	-	21
Sam Houston	-	18	10	6	8	7	6	7	9	13	22	22	21	22
Eastern Washington	-	-	-	-	-	-	-	-	-	-	-	-	-	23
Iona	9	10	11	15	14	8	9	9	7	12	17	12	-	24
Belmont	21	22	-	-	-	-	-	-	-	-	16	24	25	-

Loyola Marymount	-	-	-	-	-	-	-	-	-	-	-	21	13	-
Seattle	-	-	-	25	-	-	-	-	-	-	18	11	22	-
Stephen F. Austin	-	-	-	-	-	-	-	-	18	20	25	23	-	-
Colgate	-	-	-	-	-	-	-	-	-	-	-	25	-	-
Milwaukee	-	-	-	-	-	-	-	-	-	-	20	-	-	-
UMass-Lowell	-	-	-	-	25	25	21	17	19	25	24	-	-	-
Indiana State	-	-	24	24	11	11	12	15	14	9	15	-	-	-
Cornell	-	-	-	-	-	-	-	-	-	24	-	-	-	-
Yale	-	-	-	23	12	13	10	8	12	15	-	-	-	-
Princeton	-	-	-	-	-	-	-	-	-	25	-	-	-	-
James Madison	-	-	-	-	22	15	23	19	-	-	-	-	-	-
Bradley	-	-	-	-	-	-	19	21	-	-	-	-	-	-
San Francisco	-	-	19	19	21	21	22	17	-	-	-	-	-	-
Northwestern State	-	-	-	-	23	18	19	22	-	-	-	-	-	-
Grand Canyon	11	14	13	14	10	23	23	24	-	-	-	-	-	-
Towson	8	7	6	7	6	9	18	-	-	-	-	-	-	-
UC Irvine	-	13	18	11	16	16	21	-	-	-	-	-	-	-
Bryant	23	23	23	12	17	17	-	-	-	-	-	-	-	-
Norfolk State	20	21	22	21	-	-	-	-	-	-	-	-	-	-
New Mexico State	22	25	25	-	-	-	-	-	-	-	-	-	-	-
South Dakota State	15	17	-	-	-	-	-	-	-	-	-	-	-	-
Purdue-Fort Wayne	17	24	-	-	-	-	-	-	-	-	-	-	-	-
NKU	19	-	-	-	-	-	-	-	-	-	-	-	-	-
Longwood	25	-	-	-	-	-	-	-	-	-	-	-	-	-

OTHERS RECEIVING VOTES: Loyola Marymount 76, Bradley 66, Youngstown State 47, Kennesaw State 44, James Madison 40, Milwaukee 39, Princeton 34, UC Irvine 30, Yale 27, Vermont 25, Colgate 19, UMass-Lowell 19, **UNCG 19**, Seattle 17, Towson 16, Ball State 14, Norfolk State 13, **Samford 13**, Stephen F. Austin 13, Hawaii 11, UNC Asheville 10, Montana State 9, Radford 9, Grand Canyon 6, Morgan State 6, Northwestern State 6, Cornell 4, Indiana State 3.

OTHER NATIONAL RANKINGS

SoCon in the NET Rankings (Feb. 6)

89	Furman
115	UNCG
141	Samford
191	Chattanooga
230	Wofford
231	Mercer
253	Western Carolina
261	ETSU
325	The Citadel
346	VMI

SoCon in the RPI (via WarrenNolan.com, Feb. 6)

102	Furman
109	UNCG
167	Samford
203	Chattanooga
243	Wofford
263	Mercer
273	Western Carolina
312	ETSU
322	The Citadel
346	VMI

THE SOCON ON TELEVISION

The SoCon will have five regular-season games on ESPNU and five on CBS Sports Network this season. The league will also continue to have its weekly Ingles SoCon Game of the Week on select Nexstar affiliates during league play.

Additionally, the quarterfinals of the Ingles SoCon Basketball Championship will air on select Nexstar affiliates, the semifinals will air on either ESPN2 or ESPN and the final will air on ESPN.

SoCon Among NCAA DI Statistics Leaders (TOP 25)

TEAM

Assist/turnover ratio
14. Furman, 1.48

Assists per game
7. Furman, 17.5

Bench points per game
22. Samford, 27.32

Effective FG pct.
10. Furman, .564

Field-goal percentage
20. Furman, 48.4

Field-goal percentage defense
22. UNCG, 39.7

Fouls per game
6. Wofford, 13.4

Free-throw attempts per game
15. Samford, 23.2

Free-throw percentage

24. The Citadel, 75.9

Free-throws made per game
10. Samford, 17.4

Scoring offense
11. Furman, 82.0

3-point attempts per game
3. Chattanooga, 30.1

12. Furman, 27.6
15. VMI, 26.7
19. Western Carolina, 26.4

3-pointers per game
2. Chattanooga, 11.3

15. VMI, 9.7
17. Furman, 9.6

Turnovers per game
24. Mercer, 10.8

INDIVIDUAL

Blocks
25. Jake Stephens, UTC, 47

Blocks per game
13. Jake Stephens, UTC, 2.35

Double-doubles
13. Jake Stephens, UTC, 11

Field goals
13. Jalyn McCreary, MER, 180
20. Stephen Clark, CIT, 171

Free-throw attempts
19. Tyzhaun Claude, WCU, 154
22. Vonterius Woolbright, WCU, 152

Minutes per game
6. Austin Ash, CIT, 37:26

Points
22. Mike Bothwell, FUR, 467

Points per game

6. Jake Stephens, UTC, 21.8

Rebounds (defensive) per game
8. Jake Stephens, UTC, 7.80

Rebounds per game
12. Jake Stephens, UTC, 10.2

Steals
19. Kobe Langley, UNCG, 50

3-point attempts
6. Austin Ash, CIT, 214
18. Tre Jackson, WCU, 190

3-point percentage
18. Tre Jackson, WCU, 42.1

3-pointers per game
11. Austin Ash, CIT, 3.36
12. Tre Jackson, WCU, 3.32

Total 3-pointers made
5. Austin Ash, CIT, 84
9. Tre Jackson, WCU, 80

SoCon vs. OTHER CONFERENCES

HOME TEAMS UNDERLINED ALL TIMES EASTERN

America East Conference (1-0)

11/22 UNCG 76, UMBC 72

American Athletic Conference (0-2)

11/8 East Carolina 77, Mercer 75
12/4 UCF 80, Samford 77 (OT)

ASUN Conference (0-6)

11/23 Lipscomb 72, Chattanooga 66
12/2 Kennesaw State 66, Mercer 63
12/3 Jacksonville State 63, ETSU 61
12/10 FGCU 67, Mercer 62
12/14 Queens 78, ETSU 75
12/22 Eastern Kentucky 68, UNCG 64

Atlantic 10 Conference (0-4)

11/7 Richmond 69, VMI 48
11/13 Davidson 75, VMI 71
12/7 Davidson 72, Western Carolina 64
12/22 Fordham 80, VMI 77 (OT)

Atlantic Coast Conference (0-5)

11/7 Clemson 80, The Citadel 69
11/11 Miami (Fla.) 79, UNCG 65
11/21 Florida State 81, Mercer 72
12/13 NC State 92, Furman 73
12/13 North Carolina 100, The Citadel 67

Big East Conference (0-2)

11/19 Butler 89, The Citadel 42
11/30 DePaul 103, Samford 98 (OT)

Big Sky Conference (1-0)

11/25 UNCG 77, Montana State 66
(Northern Classic; Laval, Quebec, Canada)

Big South Conference (8-9)

11/10 The Citadel 70, Presbyterian 58
11/12 High Point 91, Wofford 80
11/18 Longwood 90, VMI 58
11/18 Wofford 60, Gardner-Webb 58
11/19 Mercer 77, Winthrop 68
11/26 UNC Asheville 73, Western Carolina 61
11/29 Presbyterian 72, VMI 57
11/30 The Citadel 76, Charleston Southern 73
11/30 Gardner-Webb 71, Western Carolina 55
12/1 Wofford 76, Presbyterian 63
12/3 Chattanooga 82, Gardner-Webb 71
12/3 USC Upstate 79, Western Carolina 64
12/6 High Point 85, Furman 82
12/10 VMI 77, Radford 74
12/10 Furman 82, Winthrop 67
12/17 Longwood 75, The Citadel 70
12/17 UNC Asheville 74, ETSU 73

Big Ten Conference (0-2)

11/10 Maryland 71, Western Carolina 51
11/17 Penn State 73, Furman 68
(Shriners Children's Charleston Classic; Charleston, S.C.)

Colonial Athletic Association (3-6)

11/7 College of Charleston 85, Chattanooga 78
11/11 ETSU 77, Elon 64
(Asheville Championship at Asheville, N.C.)
11/17 Towson 56, UNCG 53
11/20 Wofford 78, North Carolina A&T 64
11/26 Hofstra 65, UNCG 53
(Northern Classic; Laval, Quebec, Canada)
11/27 Towson 70, Mercer 60
(Hostilo Hoops Community Classic; Savannah, Ga.)
11/30 North Carolina A&T 73, UNCG 56
12/3 College of Charleston 79, The Citadel 57
12/3 UNCG 65, Elon 61

Conference USA (1-1)

11/25 Louisiana Tech 79, Samford 76
12/15 Chattanooga 82, Middle Tennessee 73

Division I Independent (0-1)

1/30 Chicago State 76, The Citadel 75

Horizon League (3-0)

11/25 The Citadel 74, IUPUI 53
(Big Easy Classic; New Orleans, La.)
11/25 Mercer 72, Robert Morris 66
(Hostilo Hoops Community Classic; Savannah, Ga.)
12/6 Chattanooga 88, Milwaukee 76

Metro Atlantic Athletic Conference (1-0)

11/26 Mercer 60, Fairfield 58
(Hostilo Hoops Community Classic; Savannah, Ga.)

Mid-Eastern Athletic Conference (1-2)

12/3 Furman 88, South Carolina State 76
12/17 South Carolina State 62, Samford 61
12/20 North Carolina Central 81, The Citadel 74

Missouri Valley Conference (3-2)

11/11 Furman 89, Belmont 74
11/14 Drake 80, Wofford 72
11/23 Samford 79, Valparaiso 49
11/26 Chattanooga 69, Murray State 66
12/18 Belmont 83, Chattanooga 79 (OT)
12/21 Samford at Belmont, 7:30 p.m.

Non-Division I (25-1)

11/7 UNCG 93, Johnson & Wales 60
(Fleming Gymnasium)
11/7 ETSU 88, Emory & Henry 66
11/7 Furman 91, North Greenville 55
11/7 Wofford 120, Bob Jones 48
11/7 Samford 109, Anderson 85
11/10 Chattanooga 93, Oakland City 49
11/10 VMI 100, Penn State New Kensington 58
11/10 Samford 80, Spring Hill 61
11/11 Mercer 118, Milligan 64
11/12 Samford 90, Belhaven 38
11/13 Western Carolina 112, Brescia 45
11/15 The Citadel 109, Morris College 66
11/19 Chattanooga 108, Covenant 55
11/23 Wofford 70, North Greenville 59
11/25 Furman 102, Tusculum 74
11/26 VMI 108, Regent 58
11/27 Tennessee Southern 84, Samford 82
11/30 ETSU 84, Mars Hill 56
12/6 Mercer 100, Middle Georgia State 62
12/7 VMI 106, Carlow 67
12/10 Chattanooga 97, Johnson University 47
12/10 Western Carolina 99, Brevard 55
12/17 Wofford 107, Montreat 65
12/18 UNCG 120, Warren Wilson 48
(Fleming Gymnasium)
12/19 Furman 106, Anderson 79
12/20 Western Carolina 117, Toccoa Falls 50

Northeast Conference (0-1)

11/20 Farleigh Dickinson 93, VMI 89
(JK54 Classic; Farmville, Va.)

Ohio Valley Conference (5-3)

11/17 ETSU 84, Little Rock 76
11/19 SIUE 93, VMI 67
(JK54 Classic at Farmville, Va.)
11/20 Western Carolina 90, Lindenwood 88 (OT)
(McNeese State MTE; Lake Charles, La.)
11/20 Tennessee Tech 69, ETSU 62
11/30 Chattanooga 81, Tennessee Tech 74
12/11 Morehead State 61, ETSU 57
12/17 Mercer 79, Morehead State 52
12/17 Western Carolina 75, Tennessee Tech 65

Patriot League (1-1)

12/3 VMI 80, Navy 72
12/13 American 69, VMI 61

Southeastern Conference (2-8)

11/7 Georgia 68, Western Carolina 55
11/15 Ole Miss 70, Chattanooga 58
11/20 Furman 79, South Carolina 60
(Shriners Children's Charleston Classic at Charleston, S.C.)
11/27 Georgia 62, ETSU 47
11/27 LSU 78, Wofford 75
12/3 Vanderbilt 65, Wofford 62
12/6 #9 Arkansas 65, UNCG 58
12/20 Wofford 67, Texas A&M 62

America East Conference.....	1-0
American Athletic Conference.....	0-2
ASUN Conference.....	0-6
Atlantic 10 Conference.....	0-4
Atlantic Coast Conference.....	0-5
Big East Conference.....	0-2
Big Sky Conference.....	1-0
Big South Conference.....	8-9
Big Ten Conference.....	0-2
Colonial Athletic Association.....	3-6
Conference USA.....	1-1
Division I Independents.....	0-1
Horizon League.....	3-0
Metro Atlantic Athletic Conference.....	1-0
Mid-Eastern Athletic Conference.....	1-2
Missouri Valley Conference.....	3-2
Non-Division I opponents.....	25-1
Northeast Conference.....	0-1
Ohio Valley Conference.....	5-3
Patriot League.....	1-1
Southeastern Conference.....	2-8
Southland Conference.....	3-0
Southwestern Athletic Conference.....	2-0
Summit League.....	0-1
Sun Belt Conference.....	4-6
Western Athletic Conference.....	1-1

Total.....	65-64
Home.....	44-16
Away.....	12-39
Neutral.....	9-9
vs. Top 25.....	0-1

12/21 Georgia 72, Chattanooga 65
12/21 LSU 72, ETSU 68

Southland Conference (3-0)

11/18 Western Carolina 88, McNeese 69
11/19 Western Carolina 98, Lamar 91 (OT)
(McNeese State MTE at Lake Charles, La.)
11/23 The Citadel 72, New Orleans 65

Southwestern Athletic Conference (2-0)

11/17 Samford 84, Alabama A&M 64
11/20 Samford 78, Texas Southern 63

Summit League (0-1)

11/24 Denver 74, The Citadel 71
(Big Easy Classic; New Orleans, La.)


Sun Belt Conference (4-6)

11/13 Louisiana 81, ETSU 77
(Asheville Championship; Asheville, N.C.)
11/15 Georgia State 85, Mercer 83 (OT)
11/18 Old Dominion 82, Furman 77
(Shriners Children's Charleston Classic; Charleston, S.C.)
11/23 App State 74, ETSU 70
11/29 Furman 65, App State 61
12/6 Wofford 71, Coastal Carolina 61
12/10 Georgia Southern 79, Wofford 57
12/10 Louisiana 75, Samford 58
12/13 UNCG 75, Marshall 67
12/21 Mercer 82, Troy 79

Western Athletic Conference (1-1)

11/27 Stephen F. Austin 75, UNCG 58
(Northern Classic; Laval, Quebec, Canada)
12/17 Furman 72, Stephen F. Austin 70
(Greenville Winter Invitational/Bon Secours Wellness Arena)

All times Eastern
Schedule subject to change




The Citadel

(9-16, 4-8 SoCon)

N7	at Clemson (ACC Network Extra)	L, 69-80
N10	PRESBYTERIAN (ESPN+)	W, 70-58
N15	MORRIS COLLEGE (ESPN+)	W, 109-66
N19	at Butler (FS2)	L, 42-89
N23	at New Orleans^ (ESPN+)	W, 72-65
N24	vs. Denver^ (ESPN+)	L, 71-74
N25	vs. IUPUI^ (ESPN+)	W, 74-53
N30	at Charleston Southern (ESPN+)	W, 76-73
D3	COLLEGE OF CHARLESTON (ESPN+)	L, 57-79
D13	at North Carolina (ESPN2)	L, 67-100
D17	LONGWOOD (ESPN+)	L, 70-75
D20	at North Carolina Central (NCCU Sports Network)	L, 74-81
D29	*CHATTANOOGA (ESPN+)	W, 76-68
D31	*SAMFORD (ESPN+)	L, 63-75
J4	*at Furman (ESPN+)	L, 72-97
J7	*at Wofford (ESPN+)	L, 57-77
J11	*ETSU (ESPN+)	L, 74-96
J14	*WESTERN CAROLINA (ESPN+)	W, 65-61
J19	*at UNCG (ESPN+)	L, 60-70
J21	*at VMI (ESPN+)	W, 60-52
J25	*at Western Carolina (ESPN+)	W, 81-70
J28	*MERCER (ESPN+)	L, 65-74
J30	CHICAGO STATE (ESPN+)	L, 75-76
F2	*VMI (ESPN+)	L, 69-75
F4	*UNCG (ESPN+)	L, 59-79
F8	*at Chattanooga (ESPN+)	7 p.m.
F11	*at Samford (ESPN+)	3 p.m.
F15	*FURMAN (ESPN+)	7 p.m.
F18	*WOFFORD (ESPN+)	1 p.m.
F22	*at ETSU (ESPN+)	7 p.m.
F25	*at Mercer (ESPN+)	TBA
M3-6	at Ingles SoCon Championship (Asheville, N.C.)	

^ - Big Easy Classic (New Orleans, La.)




ETSU

(9-16, 5-7 SoCon)

N7	EMORY & HENRY (ESPN+)	W, 88-66
N11	vs. Elon^ (ESPN+)	W, 77-64
N13	vs. Louisiana^ (ESPN)	L, 77-81
N17	LITTLE ROCK (ESPN+)	W, 84-76
N20	at Tennessee Tech (ESPN+)	L, 62-69
N23	APP STATE (ESPN+)	L, 70-74
N27	at Georgia (SEC Network)	L, 47-62
N30	MARS HILL (ESPN+)	W, 84-56
D3	JACKSONVILLE STATE (ESPN+)	L, 61-63
D11	at Morehead State (ESPN+)	L, 57-61
D14	QUEENS (ESPN+)	L, 75-78
D17	UNC ASHEVILLE (WCYB/ESPN+)	L, 73-74
D21	at LSU (SEC Network Plus)	L, 68-72
D29	*at Wofford (ESPN+)	W, 73-71
D31	*at VMI (ESPN+)	W, 64-50
J4	*WESTERN CAROLINA (ESPN+)	L, 60-71
J7	*FURMAN (WCYB/ESPN+)	L, 56-70
J11	*at The Citadel (ESPN+)	W, 96-74
J14	*MERCER (ESPN+)	L, 55-68
J18	*SAMFORD (ESPN+)	L, 59-69
J21	*at Chattanooga (ESPN+)	W, 78-62
J25	*at Mercer (ESPN+)	L, 67-71 (OT)
J28	*CHATTANOOGA (ESPN+)	L, 64-73
F1	*WOFFORD (ESPN+)	W, 77-52
F4	*at Samford (ESPN+)	L, 62-73
F7	*at UNCG (ESPN)	7 p.m.
F10	*VMI (ESPN+)	7 p.m.
F15	*at Western Carolina (ESPN+)	7 p.m.
F19	*at Furman (ESPN)	6 p.m.
F22	*THE CITADEL (ESPN+)	7 p.m.
F25	*UNCG (WCYB/ESPN+)	4 p.m.
M3-6	at Ingles SoCon Championship (Asheville, N.C.)	

^ - Asheville Championship (Asheville, N.C.)



Furman

(19-6, 10-2 SoCon)

N7	NORTH GREENVILLE (ESPN+)	W, 91-55
N11	BELMONT (ESPN+)	W, 89-74
N17	vs. Penn State^ (ESPN)	L, 68-73
N18	vs. Old Dominion^ (ESPN)	L, 77-82
N20	vs. South Carolina^ (ESPNEWS)	W, 79-60
N25	TUSCULUM (ESPN+)	W, 102-74
N29	at App State	W, 65-61
D3	SOUTH CAROLINA STATE (ESPN+)	W, 88-76
D6	HIGH POINT (ESPN+)	L, 82-85
D10	WINTHROP (ESPN+)	W, 82-67
D13	at NC State (ACC Network)	L, 73-92
D17	vs. Stephen F. Austin# (YouTube)	W, 72-70
D19	ANDERSON (ESPN+)	W, 106-79
D29	*VMI (ESPN+)	W, 85-62
D31	*at Western Carolina (ESPN+)	L, 67-79
J4	*THE CITADEL (ESPN+)	W, 97-72
J7	*at ETSU (WCYB/ESPN+)	W, 70-56
J11	*at Mercer (ESPN+)	W, 84-66
J14	*UNCG (ESPN+)	L, 80-88 (OT)
J18	*at Chattanooga (ESPN+)	W, 77-69
J22	*at Wofford (ESPN)	W, 96-82
J25	*SAMFORD (ESPN+)	W, 91-84 (OT)
J29	*at UNCG (ESPN+)	W, 69-57
F1	*CHATTANOOGA (ESPN+)	W, 79-58
F4	*WOFFORD & (CBS Sports Network)	W, 80-67
F8	*at VMI (ESPN+)	7 p.m.
F11	*WESTERN CAROLINA (ESPN+)	2 p.m.
F15	*at The Citadel (ESPN+)	7 p.m.
F19	*ETSU (ESPN)	6 p.m.
F22	*MERCER (ESPN+)	7 p.m.
F25	*at Samford (ESPN+)	3 p.m.
M3-6	at Ingles SoCon Championship (Asheville, N.C.)	

^ - Shriners Children's Charleston Classic (Charleston, S.C.)
- Greenville Winter Invitational (Bon Secours Wellness Arena)
& - Bon Secours Wellness Arena




Mercer

(12-13, 5-7 SoCon)

N8	at East Carolina (ESPN+)	L, 75-77
N11	MILLIGAN (ESPN+)	W, 118-64
N15	at Georgia State (ESPN+)	L, 83-85 (OT)
N19	WINTHROP (ESPN+)	W, 77-68
N21	at Florida State (ACC Network)	L, 72-81
N25	vs. Robert Morris^ (Event Live+)	W, 72-66
N26	vs. Fairfield^ (Event Live+)	W, 60-58
N27	vs. Towson^ (Event Live+)	L, 60-70
D2	KENNESAW STATE (ESPN+)	L, 63-66
D6	MIDDLE GEORGIA STATE (ESPN+)	W, 100-62
D10	at FGCU (ESPN+)	L, 62-67
D17	MOREHEAD STATE (ESPN+)	W, 79-52
D21	at Troy	W, 82-79
D28	*at Samford (ESPN)	L, 69-78
D31	*CHATTANOOGA (ESPN+)	L, 51-80
J4	*WOFFORD (ESPN+)	L, 52-53
J7	*at Western Carolina (ESPN+)	L, 45-73
J11	*FURMAN (ESPN+)	L, 66-84
J14	*at ETSU (ESPN+)	W, 68-55
J19	*at VMI (ESPN+)	W, 69-61
J21	*at UNCG (ESPN+)	L, 48-59
J25	*ETSU (ESPN+)	W, 71-67 (OT)
J28	*at The Citadel (ESPN+)	W, 74-65
F2	*UNCG (ESPN+)	L, 49-69
F4	*VMI (ESPN+)	W, 80-54
F8	*SAMFORD (ESPN+)	7 p.m.
F11	*at Chattanooga (CBS Sports Network)	3:30 p.m.
F15	*at Wofford (ESPN+)	7 p.m.
F18	*WESTERN CAROLINA (ESPN+)	2 p.m.
F22	*at Furman (ESPN+)	7 p.m.
F25	*THE CITADEL (ESPN+)	TBA
M3-6	at Ingles SoCon Championship (Asheville, N.C.)	

^ - Hostilo Hoops Community Classic (Savannah, Ga.)




UNCG

(16-9, 10-2 SoCon)

N7	JOHNSON & WALES^ (ESPN+)	W, 93-60
N11	at Miami (Fla.) (ACC Network Extra)	L, 65-79
N17	TOWSON (ESPN+)	L, 53-56
N22	UMBC (ESPN+)	W, 76-72
N25	vs. Montana State# (Event Live+)	W, 77-66
N26	vs. Hofstra# (Event Live+)	L, 53-65
N27	vs. Stephen F. Austin# (Event Live+)	L, 58-75
N30	at North Carolina A&T (FloHoops)	L, 56-73
D3	at Elon (FloHoops)	W, 65-61
D6	at #9 Arkansas (SEC Network)	L, 58-65
D13	MARSHALL (ESPN+)	W, 75-67
D18	WARREN WILSON^ (ESPN+)	W, 120-48
D22	at Eastern Kentucky (ESPN+)	L, 64-68
D29	*at Western Carolina (ESPN+)	W, 72-47
D31	*at Wofford (ESPN+)	W, 73-64
J4	*CHATTANOOGA (ESPN+)	W, 73-61
J7	*SAMFORD (ESPN+)	L, 68-70
J11	*at VMI (ESPN+)	W, 72-57
J14	*at Furman (ESPN+)	W, 88-80 (OT)
J19	*THE CITADEL (ESPN+)	W, 70-60
J21	*MERCER (ESPN+)	W, 59-48
J25	*VMI (ESPN+)	W, 62-50
J29	*FURMAN (ESPN+)	L, 57-69
F2	*at Mercer (ESPN+)	W, 69-49
F4	*at The Citadel (ESPN+)	W, 79-59
F7	*ETSU (ESPN)	7 p.m.
F12	*WOFFORD (ESPN+)	3 p.m.
F15	*at Samford (ESPN+)	7:30 p.m.
F18	*at Chattanooga (CBS Sports Network)	12 p.m.
F22	*WESTERN CAROLINA (ESPN+)	7 p.m.
F25	*at ETSU (WCYB/ESPN+)	4 p.m.
M3-6	at Ingles SoCon Championship (Asheville, N.C.)	

^ - Fleming Gymnasium
- Northern Classic (Laval, Quebec, Canada)



Samford

(16-9, 10-2 SoCon)

N7	ANDERSON (ESPN+)	W, 109-85
N10	SPRING HILL (ESPN+)	W, 80-61
N12	BELHAVEN (ESPN+)	W, 90-38
N17	at Alabama A&M^ (YouTube)	W, 84-64
N20	TEXAS SOUTHERN (ESPN+)	W, 78-63
N23	VALPARAISO (ESPN+)	W, 79-49
N25	LOUISIANA TECH^ (ESPN+)	L, 76-79
N27	TENNESSEE SOUTHERN^ (ESPN+)	L, 82-84
N30	at DePaul (FS2)	L, 98-103 (OT)
D4	at UCF (ESPN+)	L, 77-80 (OT)
D10	at Louisiana (ESPN+)	L, 58-75
D17	at South Carolina State	L, 61-62
D21	at Belmont	L, 56-79
D28	*MERCER (ESPN)	W, 78-69
D31	*at The Citadel (ESPN+)	W, 75-63
J4	*VMI (ESPN+)	W, 87-78
J7	*at UNCG (ESPN+)	W, 70-68
J11	*WOFFORD (ESPN+)	W, 83-58
J14	*CHATTANOOGA (ESPN)	W, 75-74
J18	*at ETSU (ESPN+)	W, 69-59
J21	*WESTERN CAROLINA (ESPN+)	W, 74-65
J25	*at Furman (ESPN+)	L, 84-91 (OT)
J28	*at Wofford (CBS Sports Network)	L, 77-85
F1	*at Western Carolina (ESPN+)	W, 85-77
F4	*ETSU (ESPN+)	W, 73-62
F8	*at Mercer (ESPN+)	6 p.m. CT
F11	*THE CITADEL (ESPN+)	2 p.m. CT
F15	*UNCG (ESPN+)	6:30 p.m. CT
F18	*at VMI (ESPN+)	12 p.m. CT
F22	*at Chattanooga (ESPN+)	6 p.m. CT
F25	*FURMAN (ESPN+)	2 p.m. CT
M3-6	at Ingles SoCon Championship (Asheville, N.C.)	

^ - Tennessee Southern MTE



Chattanooga
(12-13, 4-8 SoCon)

N7	at College of Charleston (FloHoops)	L, 78-85
N10	OAKLAND CITY (ESPN+)	W, 93-49
N15	at Ole Miss (SEC Network+)	L, 58-70
N19	COVENANT (ESPN+)	W, 108-55
N23	LIPSCOMB (ESPN+)	L, 66-72
N26	MURRAY STATE (ESPN+)	W, 69-66
N30	at Tennessee Tech (ESPN+)	W, 81-74
D3	at Gardner-Webb (ESPN+)	W, 82-71
D6	MILWAUKEE (ESPN+)	W, 88-76
D10	JOHNSON UNIVERSITY (ESPN+)	W, 97-47
D15	at Middle Tennessee (ESPN+)	W, 82-73
D18	BELMONT (ESPN+)	L, 79-83 (OT)
D21	at Georgia (ESPN+/SEC Network Plus)	L, 65-72
D29	*at The Citadel (ESPN+)	L, 68-76
D31	*at Mercer (ESPN+)	W, 80-51
J4	*at UNCG (ESPN+)	L, 61-73
J7	* VMI (ESPN+)	W, 85-78
J11	* WESTERN CAROLINA (ESPN+)	W, 95-76
J14	*at Samford (ESPN+)	L, 74-75
J18	* FURMAN (ESPN+)	L, 69-77
J21	* ETSU (ESPN+)	L, 62-78
J25	* WOFFORD (ESPN+)	L, 80-85
J28	*at ETSU (ESPN+)	W, 73-64
F1	*at Furman (ESPN+)	L, 58-79
F4	*at Western Carolina (ESPN+)	L, 68-83
F8	* THE CITADEL (ESPN+)	7 p.m.
F11	* MERCER (CBS Sports Network)	3:30 p.m.
F15	*at VMI (ESPN+)	7 p.m.
F18	* UNCG (CBS Sports Network)	12 p.m.
F22	* SAMFORD (ESPN+)	7 p.m.
F25	*at Wofford (ESPN+)	TBA
M3-6	at Ingles SoCon Championship (Asheville, N.C.)	



VMI
(6-19, 1-11 SoCon)

N7	at Richmond (MASN2/ESPN+)	L, 48-69
N10	PENN STATE NEW KENSINGTON (ESPN+)	W, 100-58
N13	at Davidson (ESPN+)	L, 71-75
N18	at Longwood^ (ESPN+)	L, 58-90
N19	vs. SIUE^ (ESPN+)	L, 67-93
N20	vs. Farleigh Dickinson^ (ESPN+)	L, 89-93
N26	REGENT (ESPN+)	W, 108-58
N29	at Presbyterian (ESPN+)	L, 57-72
D3	NAVY (ESPN+)	W, 80-72
D7	CARLOW (ESPN+)	W, 106-67
D10	RADFORD (ESPN+)	W, 77-74
D13	at American (ESPN+)	L, 61-69
D22	at Fordham (ESPN+)	L, 77-80 (OT)
D29	*at Furman (ESPN+)	L, 62-85
D31	* ETSU (ESPN+)	L, 50-64
J4	*at Samford (ESPN+)	L, 78-87
J7	*at Chattanooga (ESPN+)	L, 78-85
J11	* UNCG (ESPN+)	L, 57-72
J14	*at Wofford (ESPN+)	L, 67-86
J19	* MERCER (ESPN+)	L, 61-69
J21	* THE CITADEL (ESPN+)	L, 52-60
J25	*at UNCG (ESPN+)	L, 50-62
J28	* WESTERN CAROLINA (ESPN+)	L, 65-71
F2	*at The Citadel (ESPN+)	W, 75-69
F4	*at Mercer (ESPN+)	L, 54-80
F8	* FURMAN (ESPN+)	7 p.m.
F10	*at ETSU (ESPN+)	7 p.m.
F15	* CHATTANOOGA (ESPN+)	7 p.m.
F18	* SAMFORD (ESPN+)	1 p.m.
F22	* WOFFORD (ESPN+)	7 p.m.
F25	*at Western Carolina (ESPN+)	4 p.m.
M3-6	at Ingles SoCon Championship (Asheville, N.C.)	

^ - JK54 Classic (Farmville, Va.)



Western Carolina
(13-12, 6-6 SoCon)

N7	at Georgia (SEC Network Plus)	L, 55-68
N10	at Maryland (Big Ten Network Plus)	L, 51-71
N13	BRESCIA (ESPN+)	W, 112-45
N18	at McNeese^ (ESPN+)	W, 88-69
N19	vs. Lamar^	W, 98-91 (OT)
N20	vs. Lindenwood^	W, 90-88 (OT)
N26	at UNC Asheville (ESPN+)	L, 61-73
N30	GARDNER-WEBB (ESPN+)	L, 55-71
D3	USC UPSTATE (ESPN+)	L, 64-79
D7	at Davidson (ESPN+)	L, 64-72
D10	BREVARD (ESPN+)	W, 99-55
D17	at Tennessee Tech (ESPN+)	W, 75-65
D20	TOCCOA FALLS (ESPN+)	W, 117-50
D29	* UNCG (ESPN+)	L, 47-72
D31	* FURMAN (ESPN+)	W, 79-67
J4	*at ETSU (ESPN+)	W, 71-60
J7	* MERCER (ESPN+)	W, 73-45
J11	*at Chattanooga (ESPN+)	L, 76-95
J14	*at The Citadel (ESPN+)	L, 61-65
J18	* WOFFORD (ESPN+)	W, 76-71
J21	*at Samford (ESPN+)	L, 65-74
J25	* THE CITADEL (ESPN+)	L, 70-81
J28	*at VMI (ESPN+)	W, 71-65
F1	* SAMFORD (ESPN+)	L, 77-85
F4	* CHATTANOOGA (ESPN+)	W, 83-68
F8	*at Wofford (ESPN+)	7 p.m.
F11	*at Furman (ESPN+)	2 p.m.
F15	* ETSU (ESPN+)	7 p.m.
F18	*at Mercer (ESPN+)	2 p.m.
F22	*at UNCG (ESPN+)	7 p.m.
F25	* VMI (ESPN+)	4 p.m.
M3-6	at Ingles SoCon Championship (Asheville, N.C.)	

^ - McNeese MTE (Lake Charles, La.)



Wofford
(13-12, 5-7 SoCon)

N7	BOB JONES (ESPN+)	W, 120-48
N12	at High Point (ESPN+)	L, 80-91
N14	at Drake (Mediacom MC22/ESPN+)	L, 72-80
N18	GARDNER-WEBB^ (ESPN+)	W, 60-58
N20	NORTH CAROLINA A&T^ (ESPN+)	W, 78-64
N23	NORTH GREENVILLE (ESPN+)	W, 70-59
N27	at LSU (ESPN+/SEC Network Plus)	L, 75-78
D1	PRESBYTERIAN (ESPN+)	W, 76-63
D3	at Vanderbilt (SEC Network Plus)	L, 62-65
D6	COASTAL CAROLINA (ESPN+)	W, 71-61
D10	at Georgia Southern (ESPN+)	L, 57-79
D17	MONTREAT (ESPN+)	W, 107-65
D20	at Texas A&M (SEC Network Plus)	W, 67-62
D29	* ETSU (ESPN+)	L, 71-73
D31	* UNCG (ESPN+)	L, 64-73
J4	*at Mercer (ESPN+)	W, 53-52
J7	* THE CITADEL (ESPN+)	W, 77-57
J11	*at Samford (ESPN+)	L, 58-83
J14	* VMI (ESPN+)	W, 86-67
J18	*at Western Carolina (ESPN+)	L, 71-76
J22	* FURMAN (ESPN+)	L, 82-96
J25	*at Chattanooga (ESPN+)	W, 85-80
J28	* SAMFORD (CBS Sports Network)	W, 85-77
F1	*at ETSU (ESPN+)	L, 52-77
F4	*at Furman& (CBS Sports Network)	L, 67-80
F8	* WESTERN CAROLINA (ESPN+)	7 p.m.
F12	*at UNCG (ESPN+)	3 p.m.
F15	* MERCER (ESPN+)	7 p.m.
F18	*at The Citadel (ESPN+)	1 p.m.
F22	*at VMI (ESPN+)	7 p.m.
F25	* CHATTANOOGA (ESPN+)	TBA
M3-6	at Ingles SoCon Championship (Asheville, N.C.)	

^ - Battle of the Carolinas
& - Bon Secours Wellness Arena

**Southern Conference men's basketball
media relations information**

The Citadel (CitadelSports.com)

John Brush (jbrush@citadel.edu)
Phone: 843-953-6795

ETSU (ETSUBucs.com)

Kevin Brown (brownk@etsu.edu)
Phone: 423-439-5263

Furman (FurmanPaladins.com)

Jordan Caskey (jordan.caskey@furman.edu)
Phone: 864-294-3065

Mercer (MercerBears.com)

Amanda Cover (cover_al@mercer.edu)
Phone: 478-301-5218

UNCG (UNCGSpartans.com)

Denise Archetto (d_archetto@uncg.edu)
Phone: 770-598-2901

Samford (SamfordSports.com)

Jacob Horton (jhorton8@samford.edu)
Phone: 205-726-4217

Chattanooga (GoMocs.com)

Corey Belonzi (corey-belonzi@utc.edu)
Phone: 423-425-2116

VMI (VMIKeydets.com)

Daniel Whitehead (whiteheadk@vmi.edu)
Phone: 540-464-7514

Western Carolina (CatamountSports.com)

Steven Grandy (sgrandy@email.wcu.edu)
Phone: 828-227-2655

Wofford (WoffordTerriers.com)

Ryan Scott (scottrm@wofford.edu)
Phone: 864-597-4092

Southern Conference (SoConSports.com)

Phil Perry (pperry@socon.org)
Phone: 864-591-5100 // Cell: 864-525-5174

2022-23 Southern Conference
CONFERENCE BASKETBALL STATISTICS
Through games of Feb 06, 2023 (All games)

SCORING OFFENSE	G	W-L	Pts	Avg/G
1. Furman	25	19-6	2049	82.0
2. Samford	25	16-9	1958	78.3
3. Chattanooga	25	12-13	1919	76.8
4. Western Carolina	25	13-12	1878	75.1
5. Wofford	25	13-12	1846	73.8
6. UNCG	25	16-9	1755	70.2
7. VMI	25	6-19	1748	69.9
8. Mercer	25	12-13	1745	69.8
9. ETSU	25	9-16	1734	69.4
10. The Citadel	25	9-16	1727	69.1

SCORING DEFENSE	G	Pts	Avg/G
1. UNCG	25	1569	62.8
2. Mercer	25	1693	67.7
3. ETSU	25	1700	68.0
4. Western Carolina	25	1745	69.8
5. Wofford	25	1764	70.6
6. Samford	25	1771	70.8
7. Chattanooga	25	1788	71.5
Furman	25	1788	71.5
9. VMI	25	1860	74.4
10. The Citadel	25	1863	74.5

SCORING MARGIN	G	Offense	Defense	Margin
1. Furman	25	82.0	71.5	+10.4
2. Samford	25	78.3	70.8	+7.5
3. UNCG	25	70.2	62.8	+7.4
4. Western Carolina	25	75.1	69.8	+5.3
5. Chattanooga	25	76.8	71.5	+5.2
6. Wofford	25	73.8	70.6	+3.3
7. Mercer	25	69.8	67.7	+2.1
8. ETSU	25	69.4	68.0	+1.4
9. VMI	25	69.9	74.4	-4.5
10. The Citadel	25	69.1	74.5	-5.4

FREE THROW PCT	G	FTM	FTA	Pct.
1. The Citadel	25	309	407	.759
2. VMI	25	231	306	.755
3. Furman	25	349	463	.754
4. Samford	25	435	579	.751
5. Wofford	25	303	409	.741
6. Chattanooga	25	341	473	.721
7. UNCG	25	331	461	.718
8. Western Carolina	25	366	513	.713
9. Mercer	25	288	417	.691
10. ETSU	25	272	413	.659

FIELD GOAL PERCENTAGE	G	FGM	FGA	Pct.
1. Furman	25	730	1508	.484
2. Wofford	25	675	1437	.470
3. ETSU	25	654	1436	.455
4. Mercer	25	654	1443	.453
5. Samford	25	654	1446	.452
6. Chattanooga	25	648	1456	.445
7. UNCG	25	621	1415	.439
8. The Citadel	25	613	1418	.432
9. Western Carolina	25	644	1492	.432
10. VMI	25	637	1483	.430

FIELD GOAL PCT DEFENSE	G	FGM	FGA	Pct.
1. UNCG	25	554	1394	.397
2. Chattanooga	25	641	1513	.424
3. ETSU	25	615	1442	.426
4. Samford	25	597	1387	.430
5. Mercer	25	600	1390	.432
6. The Citadel	25	647	1476	.438
7. Western Carolina	25	636	1443	.441
8. VMI	25	661	1465	.451
9. Furman	25	654	1446	.452
10. Wofford	25	662	1445	.458

3-POINT FG PCT	G	3FGM	3FGA	Pct.
1. Chattanooga	25	282	753	.375
2. VMI	25	243	668	.364
3. Furman	25	240	690	.348
4. Mercer	25	149	435	.343
5. Western Carolina	25	224	660	.339
6. Samford	25	215	637	.338
7. The Citadel	25	192	569	.337
8. Wofford	25	193	576	.335
9. UNCG	25	182	544	.335
10. ETSU	25	154	494	.312

3-POINT FG PCT DEFENSE	G	3FGM	3FGA	Pct.
1. UNCG	25	174	569	.306
2. ETSU	25	191	618	.309
3. The Citadel	25	198	613	.323
4. Wofford	25	203	608	.334
5. Western Carolina	25	138	408	.338
6. Chattanooga	25	209	613	.341
7. Mercer	25	161	471	.342
8. VMI	25	249	718	.347
9. Furman	25	183	519	.353
10. Samford	25	213	585	.364

REBOUNDING OFFENSE	G	Rebounds	Avg/G
1. Western Carolina	25	929	37.2
2. Chattanooga	25	928	37.1
3. Samford	25	913	36.5
4. UNCG	25	907	36.3
5. VMI	25	905	36.2
6. ETSU	25	903	36.1
7. Furman	25	891	35.6
8. Mercer	25	857	34.3
9. Wofford	25	825	33.0
10. The Citadel	25	810	32.4

REBOUNDING DEFENSE	G	Rebounds	Avg/G
1. Wofford	25	761	30.4
2. Furman	25	809	32.4
3. Samford	25	823	32.9
4. VMI	25	825	33.0
5. Mercer	25	826	33.0
6. ETSU	25	833	33.3
7. Chattanooga	25	839	33.6
8. UNCG	25	846	33.8
9. Western Carolina	25	862	34.5
10. The Citadel	25	947	37.9

2022-23 Southern Conference
CONFERENCE BASKETBALL STATISTICS
Through games of Feb 06, 2023 (All games)

REBOUNDING MARGIN		G	Team	Avg.	Opp.	Avg.	Margin
1.	Samford	25	913	36.5	823	32.9	+3.6
2.	Chattanooga	25	928	37.1	839	33.6	+3.6
3.	Furman	25	891	35.6	809	32.4	+3.3
4.	VMI	25	905	36.2	825	33.0	+3.2
5.	ETSU	25	903	36.1	833	33.3	+2.8
6.	Western Carolina	25	929	37.2	862	34.5	+2.7
7.	Wofford	25	825	33.0	761	30.4	+2.6
8.	UNCG	25	907	36.3	846	33.8	+2.4
9.	Mercer	25	857	34.3	826	33.0	+1.2
10.	The Citadel	25	810	32.4	947	37.9	-5.5

BLOCKED SHOTS		G	No.	Avg/G
1.	Chattanooga	25	98	3.9
2.	Furman	25	77	3.1
3.	ETSU	25	76	3.0
4.	Western Carolina	25	70	2.8
5.	Samford	25	68	2.7
6.	UNCG	25	63	2.5
7.	The Citadel	25	59	2.4
8.	Mercer	25	52	2.1
9.	Wofford	25	44	1.8
10.	VMI	25	31	1.2

ASSISTS		G	No.	Avg/G
1.	Furman	25	437	17.5
2.	Chattanooga	25	382	15.3
3.	UNCG	25	355	14.2
4.	Mercer	25	338	13.5
5.	Western Carolina	25	327	13.1
6.	Wofford	25	319	12.8
7.	ETSU	25	315	12.6
8.	The Citadel	25	310	12.4
9.	Samford	25	299	12.0
10.	VMI	25	292	11.7

STEALS		G	No.	Avg/G
1.	Samford	25	186	7.4
2.	UNCG	25	185	7.4
3.	Furman	25	178	7.1
4.	ETSU	25	160	6.4
5.	Western Carolina	25	146	5.8
6.	Wofford	25	145	5.8
7.	Mercer	25	143	5.7
8.	Chattanooga	25	141	5.6
9.	VMI	25	137	5.5
10.	The Citadel	25	131	5.2

TURNOVER MARGIN		G	Team	Avg.	Opp.	Avg.	Margin
1.	UNCG	25	301	12.0	353	14.1	+2.1
2.	Furman	25	295	11.8	346	13.8	+2.0
3.	Samford	25	320	12.8	357	14.3	+1.5
4.	Mercer	25	271	10.8	298	11.9	+1.1
5.	Western Carolina	25	273	10.9	296	11.8	+0.9
6.	Wofford	25	275	11.0	280	11.2	+0.2
7.	The Citadel	25	296	11.8	273	10.9	-0.9
8.	ETSU	25	343	13.7	314	12.6	-1.2
9.	Chattanooga	25	301	12.0	265	10.6	-1.4
10.	VMI	25	342	13.7	267	10.7	-3.0

ASSIST/TURNOVER RATIO		G	Ast.	Avg.	T/O	Avg.	Ratio
1.	Furman	25	437	17.5	295	11.8	1.5
2.	Chattanooga	25	382	15.3	301	12.0	1.3
3.	Mercer	25	338	13.5	271	10.8	1.2
4.	Western Carolina	25	327	13.1	273	10.9	1.2
5.	UNCG	25	355	14.2	301	12.0	1.2
6.	Wofford	25	319	12.8	275	11.0	1.2
7.	The Citadel	25	310	12.4	296	11.8	1.0
8.	Samford	25	299	12.0	320	12.8	0.9
9.	ETSU	25	315	12.6	343	13.7	0.9
10.	VMI	25	292	11.7	342	13.7	0.9

OFFENSIVE REBOUNDS		G	No.	Avg/G
1.	ETSU	25	277	11.1
2.	Samford	25	272	10.9
3.	VMI	25	270	10.8
4.	Chattanooga	25	263	10.5
5.	Western Carolina	25	255	10.2
6.	Mercer	25	253	10.1
7.	UNCG	25	249	10.0
8.	Furman	25	248	9.9
9.	Wofford	25	230	9.2
10.	The Citadel	25	179	7.2

DEFENSIVE REBOUNDS		G	No.	Avg/G
1.	Western Carolina	25	674	27.0
2.	Chattanooga	25	665	26.6
3.	UNCG	25	658	26.3
4.	Furman	25	643	25.7
5.	Samford	25	641	25.6
6.	VMI	25	635	25.4
7.	The Citadel	25	631	25.2
8.	ETSU	25	626	25.0
9.	Mercer	25	604	24.2
10.	Wofford	25	595	23.8

DEFENSIVE REB PCT.		G	D-Reb	Opp. OR	D-Reb%
1.	Western Carolina	25	674	209	.763
2.	Furman	25	643	217	.748
3.	Wofford	25	595	208	.741
4.	Chattanooga	25	665	236	.738
5.	VMI	25	635	227	.737
6.	Samford	25	641	233	.733
7.	UNCG	25	658	241	.732
8.	Mercer	25	604	240	.716
9.	ETSU	25	626	251	.714
10.	The Citadel	25	631	274	.697

OFFENSIVE REB PCT.		G	O-Reb	Opp. DR	O-Reb%
1.	ETSU	25	277	582	.322
2.	Samford	25	272	590	.316
3.	VMI	25	270	598	.311
4.	Chattanooga	25	263	603	.304
5.	Mercer	25	253	586	.302
6.	Furman	25	248	592	.295
7.	Wofford	25	230	553	.294
8.	UNCG	25	249	605	.292
9.	Western Carolina	25	255	653	.281
10.	The Citadel	25	179	673	.210

2022-23 Southern Conference
CONFERENCE BASKETBALL STATISTICS
Through games of Feb 06, 2023 (All games)

3-POINT FG MADE	G	No.	Avg/G
1. Chattanooga	25	282	11.3
2. VMI	25	243	9.7
3. Furman	25	240	9.6
4. Western Carolina	25	224	9.0
5. Samford	25	215	8.6
6. Wofford	25	193	7.7
7. The Citadel	25	192	7.7
8. UNCG	25	182	7.3
9. ETSU	25	154	6.2
10. Mercer	25	149	6.0

2022-23 Southern Conference
CONFERENCE BASKETBALL STATISTICS
Through games of Feb 06, 2023 (All games)

Team	Conference	Pct.	PF	PA	Overall	Pct.	PF	PA	Current unbeaten streak
Furman	10-2	.833	81.2	70.0	19-6	.760	82.0	71.5	Furman -- 6
Samford	10-2	.833	77.5	70.8	16-9	.640	78.3	70.8	Samford -- 2
UNCG	10-2	.833	70.2	59.5	16-9	.640	70.2	62.8	UNCG -- 2
Western Carolina	6-6	.500	70.8	70.7	13-12	.520	75.1	69.8	Western Carolina -- 1
Wofford	5-7	.417	70.9	74.2	13-12	.520	73.8	70.6	Mercer -- 1
Mercer	5-7	.417	61.8	66.5	12-13	.480	69.8	67.7	
ETSU	5-7	.417	67.6	67.0	9-16	.360	69.4	68.0	
Chattanooga	4-8	.333	72.8	74.6	12-13	.480	76.8	71.5	
The Citadel	4-8	.333	66.8	74.5	9-16	.360	69.1	74.5	
VMI	1-11	.083	62.4	74.2	6-19	.240	69.9	74.4	

TEAM SUMMARIES	G	PF-PA	Avg score	Margin	FG-FGA	Pct.	3FG-FGA	Pct.	FT-FTA	Pct.	RebF	RebA	Margin
Chattanooga	25	1919-1788	76.8-71.5	+5.2	648-1456	.445	282-753	.375	341-473	.721	928	839	+3.6
ETSU	25	1734-1700	69.4-68.0	+1.4	654-1436	.455	154-494	.312	272-413	.659	903	833	+2.8
Furman	25	2049-1788	82.0-71.5	+10.4	730-1508	.484	240-690	.348	349-463	.754	891	809	+3.3
Mercer	25	1745-1693	69.8-67.7	+2.1	654-1443	.453	149-435	.343	288-417	.691	857	826	+1.2
Samford	25	1958-1771	78.3-70.8	+7.5	654-1446	.452	215-637	.338	435-579	.751	913	823	+3.6
The Citadel	25	1727-1863	69.1-74.5	-5.4	613-1418	.432	192-569	.337	309-407	.759	810	947	-5.5
UNCG	25	1755-1569	70.2-62.8	+7.4	621-1415	.439	182-544	.335	331-461	.718	907	846	+2.4
VMI	25	1748-1860	69.9-74.4	-4.5	637-1483	.430	243-668	.364	231-306	.755	905	825	+3.2
Western Carolina	25	1878-1745	75.1-69.8	+5.3	644-1492	.432	224-660	.339	366-513	.713	929	862	+2.7
Wofford	25	1846-1764	73.8-70.6	+3.3	675-1437	.470	193-576	.335	303-409	.741	825	761	+2.6

ATTENDANCE	Home	Average	Away	Average	Neutral	Average	Total	Average
Chattanooga	12-36118	3010	13-38444	2957	0-0	0	25-74562	2982
ETSU	13-39821	3063	10-29975	2998	2-1796	898	25-71592	2864
Furman	13-28408	2185	8-27674	3459	4-7768	1942	25-63850	2554
Mercer	11-17254	1569	11-24331	2212	3-804	268	25-42389	1696
Samford	13-31018	2386	12-23693	1974	0-0	0	25-54711	2188
The Citadel	12-18742	1562	11-42011	3819	2-467	234	25-61220	2449
UNCG	11-14843	1349	11-44124	4011	3-0	0	25-58967	2359
VMI	10-13920	1392	13-26682	2052	2-264	132	25-40866	1635
Western Carolina	12-19933	1661	11-39088	3553	2-390	195	25-59411	2376
Wofford	13-16127	1241	12-46478	3873	0-0	0	25-62605	2504
Totals	120-236184	1968	112-342500	3058	18-11489	638	250-590173	2361

2022-23 Southern Conference
INDIVIDUAL BASKETBALL STATISTICS
Through games of Feb 06, 2023 (All games)

To be ranked, a player must appear in at least 75.0% of their team's games.

SCORING								REBOUNDING							
	Cl	G	FG	3FG	FT	Pts	Avg/G		Cl	G	Off	Def	Total	Avg/G	
1. Jake Stephens-UTC	Sr	20	150	42	93	435	21.8	1. Jake Stephens-UTC	Sr	20	48	156	204	10.2	
2. Mike Bothwell-FUR	Sr	25	163	35	106	467	18.7	2. Tyzhaun Claude-WCU	Jr	25	81	132	213	8.5	
3. Stephen Clark-CIT	Sr	25	171	8	76	426	17.0	3. Jaden Seymour-ETSU	So	22	53	108	161	7.3	
4. Jalyn McCreary-MER	So	25	180	0	32	392	15.7	4. Jalen Slawson-FUR	Sr	25	45	135	180	7.2	
Jalen Slawson-FUR	Sr	25	138	26	90	392	15.7	5. Vonterius Woolbright-WCU	Sr	24	34	138	172	7.2	
6. B.J. Mack-WOF	Sr	24	136	38	60	370	15.4	6. Mohammed Abdulsalam-UNCG	Sr	25	47	124	171	6.8	
7. Tyzhaun Claude-WCU	Jr	25	137	2	109	385	15.4	7. Taeshaud Jackson-VMI	Fr	24	47	112	159	6.6	
8. Austin Ash-CIT	Sr	25	123	84	43	373	14.9	8. Stephen Clark-CIT	Sr	25	40	124	164	6.6	
9. Jackson Paveletzke-WOF	Fr	25	118	33	94	363	14.5	9. Jermaine Marshall-SAM	Jr	24	46	111	157	6.5	
10. Vonterius Woolbright-WCU	Sr	24	118	8	99	343	14.3	10. Jalen Haynes-ETSU	So	25	62	90	152	6.1	
11. Jalen Haynes-ETSU	So	25	134	3	85	356	14.2	11. Keondre Kennedy-UNCG	Sr	23	22	117	139	6.0	
12. Logan Dye-SAM	Sr	25	125	31	71	352	14.1	12. Jalyn McCreary-MER	So	25	60	83	143	5.7	
13. Tre Jackson-WCU	Jr	24	107	80	41	335	14.0	13. Logan Dye-SAM	Sr	25	41	96	137	5.5	
14. Jordan King-ETSU	Sr	25	124	50	49	347	13.9	14. Sean Conway-VMI	Sr	25	45	90	135	5.4	
15. Asher Woods-VMI	Fr	25	121	37	67	346	13.8	15. B.J. Mack-WOF	Sr	24	25	98	123	5.1	
16. Keyshaun Langley-UNCG	Sr	25	119	63	38	339	13.6	16. Marcus Foster-FUR	Jr	25	31	94	125	5.0	
17. Sean Conway-VMI	Sr	25	118	58	35	329	13.2	Rickey Bradley-VMI	Fr	24	32	88	120	5.0	
18. Jamal Johnson-UTC	Sr	25	98	64	63	323	12.9	18. Asher Woods-VMI	Fr	25	26	97	123	4.9	
19. Keondre Kennedy-UNCG	Sr	23	95	44	59	293	12.7	19. Kyler Filewich-WOF	Jr	25	51	69	120	4.8	
20. Kamar Robertson-MER	Sr	21	76	35	54	241	11.5	Messiah Jones-WOF	Sr	25	52	68	120	4.8	
21. Jermaine Marshall-SAM	Jr	24	86	22	79	273	11.4								
22. Marcus Foster-FUR	Jr	25	96	48	38	278	11.1								
23. JP Pegues-FUR	So	25	90	48	37	265	10.6								
24. Tony Felder-VMI	Fr	25	90	43	40	263	10.5								
25. Tyler Houser-VMI	Fr	25	100	33	29	262	10.5								
26. Mikeal Brown-Jones-UNCG	Jr	25	98	7	57	260	10.4								
27. Dalvin White-UTC	Sr	23	77	51	24	229	10.0								
28. Russell Jones Jr.-WCU	Jr	25	81	48	38	248	9.9								
29. Shawn Walker Jr.-MER	Sr	24	85	30	27	227	9.5								
30. Bubba Parham-SAM	Sr	25	66	45	56	233	9.3								

FIELD GOAL PCT						ASSISTS				
	Cl	G	FGM	FGA	Pct.		Cl	G	No.	Avg/G
1. Mikeal Brown-Jones-UNCG	Jr	25	98	167	.587	1. Vonterius Woolbright-WCU	Sr	24	118	4.9
2. Jalen Haynes-ETSU	So	25	134	230	.583	2. JP Pegues-FUR	So	25	100	4.0
3. Jalen Slawson-FUR	Sr	25	138	245	.563	3. Jackson Paveletzke-WOF	Fr	25	95	3.8
4. Jalyn McCreary-MER	So	25	180	323	.557	4. Jake Stephens-UTC	Sr	20	71	3.6
5. Jake Stephens-UTC	Sr	20	150	273	.549	5. Luis Hurtado-MER	Sr	24	85	3.5
6. Garrett Hien-FUR	Jr	23	72	134	.537	6. Dante Treacy-UNCG	Sr	25	88	3.5
7. Messiah Jones-WOF	Sr	25	84	157	.535	Jalen Slawson-FUR	Sr	25	88	3.5
8. Mike Bothwell-FUR	Sr	25	163	309	.528	8. Kobe Langley-UNCG	Sr	25	87	3.5
9. Tyzhaun Claude-WCU	Jr	25	137	265	.517	9. Mike Bothwell-FUR	Sr	25	84	3.4
10. Logan Dye-SAM	Sr	25	125	245	.510	10. Tony Felder-VMI	Fr	25	83	3.3
11. Stephen Clark-CIT	Sr	25	171	336	.509	11. Jordan King-ETSU	Sr	25	81	3.2
12. B.J. Mack-WOF	Sr	24	136	271	.502	12. Allen Strothers-ETSU	Fr	25	77	3.1
13. Rickey Bradley-VMI	Fr	24	76	155	.490	13. Stephen Clark-CIT	Sr	25	75	3.0
14. Justice Smith-ETSU	So	25	75	153	.490	14. Dalvin White-UTC	Sr	23	68	3.0
15. Bas Leyte-UNCG	Sr	25	76	157	.484	15. Jaron Rillie-SAM	So	25	67	2.7

2022-23 Southern Conference
INDIVIDUAL BASKETBALL STATISTICS
Through games of Feb 06, 2023 (All games)

FREE THROW PCT					
	Cl	G	FTM	FTA	Pct.
1. Jamal Johnson-UTC	Sr	25	63	73	.863
2. Jackson Paveletzke-WOF	Fr	25	94	109	.862
3. Jake Stephens-UTC	Sr	20	93	110	.845
4. Mike Bothwell-FUR	Sr	25	106	126	.841
5. Bubba Parham-SAM	Sr	25	56	68	.824
6. Kamar Robertson-MER	Sr	21	54	66	.818
7. Keondre Kennedy-UNCG	Sr	23	59	73	.808
8. Asher Woods-VMI	Fr	25	67	83	.807
9. B.J. Mack-WOF	Sr	24	60	75	.800
10. Jalen Slawson-FUR	Sr	25	90	113	.796
11. Jermaine Marshall-SAM	Jr	24	79	100	.790
12. Mikeal Brown-Jones-UNCG	Jr	25	57	75	.760
13. Madison Durr-CIT	Fr	25	53	70	.757
14. Tyzhaun Claude-WCU	Jr	25	109	154	.708
15. Logan Dye-SAM	Sr	25	71	101	.703

STEALS				
	Cl	G	No.	Avg/G
1. Kobe Langley-UNCG	Sr	25	50	2.0
2. Keyshaun Langley-UNCG	Sr	25	45	1.8
3. Jalen Slawson-FUR	Sr	25	44	1.8
4. Elijah Morgan-CIT	Jr	25	43	1.7
5. A.J. Staton-McCray-SAM	So	24	41	1.7
6. Russell Jones Jr.-WCU	Jr	25	42	1.7
7. Allen Strothers-ETSU	Fr	25	33	1.3
8. Corey Tripp-WOF	So	25	31	1.2
9. Vonterius Woolbright-WCU	Sr	24	29	1.2
10. Jordan King-ETSU	Sr	25	30	1.2
11. Tre Jackson-WCU	Jr	24	27	1.1
12. Jaron Rillie-SAM	So	25	28	1.1
13. Kamar Robertson-MER	Sr	21	23	1.1
14. Jermaine Marshall-SAM	Jr	24	26	1.1
15. Marcus Foster-FUR	Jr	25	26	1.0

3-POINT FG PCT					
	Cl	G	3FG	FGA	Pct.
1. Dalvin White-UTC	Sr	23	51	111	.459
2. Kamar Robertson-MER	Sr	21	35	78	.449
3. Tre Jackson-WCU	Jr	24	80	190	.421
4. Keyshaun Langley-UNCG	Sr	25	63	153	.412
5. Jake Stephens-UTC	Sr	20	42	103	.408
6. Jackson Paveletzke-WOF	Fr	25	33	84	.393
7. Austin Ash-CIT	Sr	25	84	214	.393
8. Sean Conway-VMI	Sr	25	58	148	.392
9. Tyler Houser-VMI	Fr	25	33	85	.388
10. Jamal Johnson-UTC	Sr	25	64	165	.388
11. Logan Dye-SAM	Sr	25	31	80	.388
12. Shawn Walker Jr.-MER	Sr	24	30	78	.385
13. Devin Butler-VMI	Jr	25	36	94	.383
14. Russell Jones Jr.-WCU	Jr	25	48	126	.381
15. Keondre Kennedy-UNCG	Sr	23	44	117	.376

3-POINT FG MADE				
	Cl	G	3FG	Avg/G
1. Austin Ash-CIT	Sr	25	84	3.4
2. Tre Jackson-WCU	Jr	24	80	3.3
3. Jamal Johnson-UTC	Sr	25	64	2.6
4. Keyshaun Langley-UNCG	Sr	25	63	2.5
5. Sean Conway-VMI	Sr	25	58	2.3
6. Dalvin White-UTC	Sr	23	51	2.2
7. Jake Stephens-UTC	Sr	20	42	2.1
8. Jordan King-ETSU	Sr	25	50	2.0
9. JP Pegues-FUR	So	25	48	1.9
Russell Jones Jr.-WCU	Jr	25	48	1.9
Marcus Foster-FUR	Jr	25	48	1.9
12. Keondre Kennedy-UNCG	Sr	23	44	1.9
13. Bubba Parham-SAM	Sr	25	45	1.8
14. Tony Felder-VMI	Fr	25	43	1.7
15. Kamar Robertson-MER	Sr	21	35	1.7

BLOCKED SHOTS				
	Cl	G	No.	Avg/G
1. Jake Stephens-UTC	Sr	20	47	2.4
2. Stephen Clark-CIT	Sr	25	42	1.7
3. Jalen Slawson-FUR	Sr	25	37	1.5
4. Tyzhaun Claude-WCU	Jr	25	23	0.9
5. Achor Achor-SAM	So	23	21	0.9
6. Jaden Seymour-ETSU	So	22	20	0.9
7. Sam Alexis-UTC	Fr	22	16	0.7
8. Logan Dye-SAM	Sr	25	17	0.7
9. Keondre Kennedy-UNCG	Sr	23	15	0.7
10. Tyler Harris-WCU	Sr	25	16	0.6
Jalen Haynes-ETSU	So	25	16	0.6
Mohammed Abdulsalam-UNCG	Sr	25	16	0.6
Jalyn McCreary-MER	So	25	16	0.6
14. Jermaine Marshall-SAM	Jr	24	12	0.5
15. Tyler Houser-VMI	Fr	25	11	0.4
Bas Leyte-UNCG	Sr	25	11	0.4

ASSIST/TURNOVER RATIO					
	Cl	G	Ast.	T/O	Ratio
1. Kobe Langley-UNCG	Sr	25	87	35	2.5
2. JP Pegues-FUR	So	25	100	48	2.1
3. Mike Bothwell-FUR	Sr	25	84	42	2.0
4. Vonterius Woolbright-WCU	Sr	24	118	61	1.9
5. Jackson Paveletzke-WOF	Fr	25	95	51	1.9
6. Dante Treacy-UNCG	Sr	25	88	49	1.8
7. Luis Hurtado-MER	Sr	24	85	50	1.7
8. Jordan King-ETSU	Sr	25	81	54	1.5
9. Tony Felder-VMI	Fr	25	83	58	1.4
10. Jalen Slawson-FUR	Sr	25	88	64	1.4
11. Allen Strothers-ETSU	Fr	25	77	59	1.3
12. Jake Stephens-UTC	Sr	20	71	56	1.3
13. Stephen Clark-CIT	Sr	25	75	68	1.1

2022-23 Southern Conference
INDIVIDUAL BASKETBALL STATISTICS
Through games of Feb 06, 2023 (All games)

OFFENSIVE REBOUNDS			
	Cl	G	No. Avg/G
1. Tyzhaun Claude-WCU	Jr	25	81 3.2
2. Jalen Haynes-ETSU	So	25	62 2.5
3. Jaden Seymour-ETSU	So	22	53 2.4
4. Jalyn McCreary-MER	So	25	60 2.4
Jake Stephens-UTC	Sr	20	48 2.4
6. Bas Leyte-UNCG	Sr	25	53 2.1
7. Messiah Jones-WOF	Sr	25	52 2.1
8. Kyler Filewich-WOF	Jr	25	51 2.0
9. Taeshaud Jackson-VMI	Fr	24	47 2.0
10. Jermaine Marshall-SAM	Jr	24	46 1.9
11. Mohammed Abdulsalam-UNCG	Sr	25	47 1.9
12. Sean Conway-VMI	Sr	25	45 1.8
Jalen Slawson-FUR	Sr	25	45 1.8
14. Logan Dye-SAM	Sr	25	41 1.6
15. Achor Achor-SAM	So	23	37 1.6

DEFENSIVE REBOUNDS			
	Cl	G	No. Avg/G
1. Jake Stephens-UTC	Sr	20	156 7.8
2. Vonterius Woolbright-WCU	Sr	24	138 5.8
3. Jalen Slawson-FUR	Sr	25	135 5.4
4. Tyzhaun Claude-WCU	Jr	25	132 5.3
5. Keondre Kennedy-UNCG	Sr	23	117 5.1
6. Stephen Clark-CIT	Sr	25	124 5.0
Mohammed Abdulsalam-UNCG	Sr	25	124 5.0
8. Jaden Seymour-ETSU	So	22	108 4.9
9. Taeshaud Jackson-VMI	Fr	24	112 4.7
10. Jermaine Marshall-SAM	Jr	24	111 4.6
11. Austin Ash-CIT	Sr	25	109 4.4
12. B.J. Mack-WOF	Sr	24	98 4.1
13. Asher Woods-VMI	Fr	25	97 3.9
14. Logan Dye-SAM	Sr	25	96 3.8
15. Marcus Foster-FUR	Jr	25	94 3.8

MINUTES PLAYED			
	Cl	G	No. Avg/G
1. Austin Ash-CIT	Sr	25	936 37.4
2. Asher Woods-VMI	Fr	25	879 35.2
3. Jordan King-ETSU	Sr	25	878 35.1
4. Mike Bothwell-FUR	Sr	25	852 34.1
5. Stephen Clark-CIT	Sr	25	851 34.0
6. Tre Jackson-WCU	Jr	24	812 33.8
7. Jake Stephens-UTC	Sr	20	644 32.2
8. Jackson Paveletzke-WOF	Fr	25	801 32.0
9. Russell Jones Jr.-WCU	Jr	25	789 31.6
10. JP Pegues-FUR	So	25	787 31.5
11. Sean Conway-VMI	Sr	25	784 31.4
12. Vonterius Woolbright-WCU	Sr	24	748 31.2
13. Jalen Slawson-FUR	Sr	25	779 31.2
14. Elijah Morgan-CIT	Jr	25	759 30.4
15. Rickey Bradley-VMI	Fr	24	722 30.1
16. Keondre Kennedy-UNCG	Sr	23	690 30.0
17. Corey Tripp-WOF	So	25	742 29.7
18. B.J. Mack-WOF	Sr	24	711 29.6
19. Shawn Walker Jr.-MER	Sr	24	709 29.5
20. Keyshaun Langley-UNCG	Sr	25	733 29.3
21. Tyler Harris-WCU	Sr	25	719 28.8
22. Marcus Foster-FUR	Jr	25	718 28.7
23. Jamal Johnson-UTC	Sr	25	716 28.6
24. Bubba Parham-SAM	Sr	25	711 28.4
25. Jalen Haynes-ETSU	So	25	700 28.0
26. Dante Treacy-UNCG	Sr	25	692 27.7
27. Allen Strothers-ETSU	Fr	25	688 27.5
28. A.J. Caldwell-UTC	Sr	25	670 26.8
29. Kamar Robertson-MER	Sr	21	557 26.5
30. Tony Felder-VMI	Fr	25	659 26.4

2022-23 Southern Conference
Conference Team Highs
Through games of Feb 06, 2023 (All games)

TEAM HIGHS (highest totals made by)

Points	120	Wofford vs Bob Jones (11/07/22)
	120	UNCG vs Warren Wilson (12/18/22)
Margin	72 (120-48)	Wofford vs Bob Jones (11/07/22)
	72 (120-48)	UNCG vs Warren Wilson (12/18/22)
Field goals made	49	Wofford vs Bob Jones (11/07/22)
	46	Mercer vs Milligan (11/11/22)
Field goal attempts	86	Western Carolina vs Toccoa Falls (12/20/22)
	83	The Citadel vs Morris (11/15/22)
Field goal percentage	.662 (45-68)	UNCG vs Warren Wilson (12/18/22)
	.661 (37-56)	VMI vs Regent (11/26/22)
3-Pt FG made	22	Chattanooga vs Covenant (11/19/22)
	20	VMI vs Carlow (12/07/22)
3-Pt FG attempts	53	VMI vs Carlow (12/07/22)
	44	Furman vs Anderson (12/19/22)
3-Pt percentage	.625 (10-16)	Furman at Mercer (01/11/23)
	.615 (16-26)	VMI at Chattanooga (01/07/23)
Free throws made	33	UNCG at Furman (01/14/23)
	29	Samford at The Citadel (12/31/22)
Free throw attempts	42	ETSU vs Little Rock (11/17/22)
	41	UNCG at Furman (01/14/23)
Free throw percentage	1.000 (17-17)	The Citadel at VMI (01/21/23)
	1.000 (16-16)	ETSU vs Chattanooga (01/28/23)
	1.000 (12-12)	The Citadel vs IUPUI (11/25/22)
	1.000 (11-11)	VMI at Furman (12/29/22)
	1.000 (7-7)	Wofford at Texas A&M (12/20/22)
Rebounds	69	The Citadel vs Morris (11/15/22)
	64	Western Carolina vs Brescia (11/13/22)
Assists	32	UNCG vs Warren Wilson (12/18/22)
	31	Mercer vs Milligan (11/11/22)
	31	Mercer vs Middle Georgia State (12/06/22)
Steals	16	ETSU at The Citadel (01/11/23)
	15	Furman vs North Greenville (11/07/22)
Blocked shots	11	Chattanooga vs Johnson (Tenn.) (12/10/22)
	9	The Citadel vs Western Carolina (01/14/23)
	9	Western Carolina vs Wofford (01/18/23)
Turnovers	24	VMI vs SIUE (11/19/22)
	23	Samford vs Louisiana Tech (11/25/22)
Fouls	29	The Citadel at N.C. Central (12/20/22)
	29	Furman vs UNCG (01/14/23)

2022-23 Southern Conference
Conference Individual Highs
Through games of Feb 06, 2023 (All games)

INDIVIDUAL PLAYER GAME HIGHS

Points	42		Jordan King (ETSU) at The Citadel (01/11/23)
	37		Jake Stephens (Chattanooga) vs VMI (01/07/23)
Field goals made	14		Jordan King (ETSU) at The Citadel (01/11/23)
	13		Jake Stephens (Chattanooga) vs Western Carolina (01/11/23)
Field goal attempts	21		Jake Stephens (Chattanooga) vs Milwaukee (12/06/22)
	20		Mike Bothwell (Furman) vs Penn State (11/17/22)
	20		Keyshaun Langley (UNCG) at Wofford (12/31/22)
	20		Stephen Clark (The Citadel) vs Western Carolina (01/14/23)
	20		Jalyn McCreary (Mercer) vs ETSU (01/25/23)
	20		Jalyn McCreary (Mercer) vs VMI (02/04/23)
Field goal percentage	1.000	(8-8)	Jalen Haynes (ETSU) vs Mars Hill (11/30/22)
	.923	(12-13)	Jalyn McCreary (Mercer) vs Middle Georgia State (12/06/22)
3-Pt FG made	9		Austin Ash (The Citadel) vs Longwood (12/17/22)
	8		Jordan King (ETSU) at The Citadel (01/11/23)
3-Pt FG attempts	17		Devin Butler (VMI) vs Carlow (12/07/22)
	17		Austin Ash (The Citadel) vs Longwood (12/17/22)
3-Pt percentage	.857	(6-7)	Sean Conway (VMI) vs Regent (11/26/22)
	.857	(6-7)	Sean Conway (VMI) vs Navy (12/03/22)
	.857	(6-7)	Marcus Foster (Furman) at Mercer (01/11/23)
	.857	(6-7)	Carson McCorkle (Wofford) vs VMI (01/14/23)
Free throws made	13		Jermaine Marshall (Samford) at UCF (12/04/22)
	13		Mike Bothwell (Furman) at Wofford (01/22/23)
	13		Jalen Slawson (Furman) vs Samford (01/25/23)
Free throw attempts	16		Jermaine Marshall (Samford) at UCF (12/04/22)
	15		Jalen Slawson (Furman) vs Samford (01/25/23)
Free throw percentage	1.000	(11-11)	Mike Bothwell (Furman) vs Stephen F. Austin (12/17/22)
	1.000	(10-10)	Mike Bothwell (Furman) at App State (11/29/22)
	1.000	(9-9)	Jalen Haynes (ETSU) vs Louisiana (11/13/22)
	1.000	(9-9)	Keondre Kennedy (UNCG) vs Montana State (11/25/22)
	1.000	(9-9)	Tyzhaun Claude (Western Carolina) vs Toccoa Falls (12/20/22)
	1.000	(9-9)	Jaron Rillie (Samford) at The Citadel (12/31/22)
	1.000	(8-8)	Jermaine Marshall (Samford) vs Spring Hill (11/10/22)
	1.000	(8-8)	Jackson Paveletzke (Wofford) vs North Carolina A&T (11/20/22)
	1.000	(8-8)	Austin Ash (The Citadel) at Charleston Southern (11/30/22)
	1.000	(8-8)	B.J. Mack (Wofford) vs ETSU (12/29/22)
	1.000	(8-8)	Austin Ash (The Citadel) at VMI (01/21/23)
	1.000	(8-8)	Jalen Haynes (ETSU) vs Chattanooga (01/28/23)
Rebounds	20		Jake Stephens (Chattanooga) vs Belmont (12/18/22)
	17		Tyzhaun Claude (Western Carolina) at The Citadel (01/14/23)
Assists	11		Vonterius Woolbright (Western Carolina) at VMI (01/28/23)
	10		DJ Campbell (Western Carolina) vs Brescia (11/13/22)
	10		Luis Hurtado (Mercer) vs Winthrop (11/19/22)
	10		Rickey Bradley (VMI) vs Carlow (12/07/22)
	10		Jackson Paveletzke (Wofford) vs Montreat (12/17/22)
	10		Jaron Rillie (Samford) vs Mercer (12/28/22)
	10		Vonterius Woolbright (Western Carolina) vs Wofford (01/18/23)
Steals	7		Jordan King (ETSU) at The Citadel (01/11/23)
	6		Jaron Rillie (Samford) vs Wofford (01/11/23)
Blocked shots	5		Jake Stephens (Chattanooga) at Gardner-Webb (12/03/22)
	5		Jake Stephens (Chattanooga) vs Belmont (12/18/22)
	5		Jake Stephens (Chattanooga) at The Citadel (12/29/22)
	5		Stephen Clark (The Citadel) vs ETSU (01/11/23)
	5		Stephen Clark (The Citadel) vs Western Carolina (01/14/23)
Turnovers	8		Jake Stephens (Chattanooga) at Col. of Charleston (11/07/22)
	8		Asher Woods (VMI) at Mercer (02/04/23)

2022-23 Southern Conference
CONFERENCE BASKETBALL STATISTICS
Through games of Feb 06, 2023 (Conference games only)

SCORING OFFENSE	G	W-L	Pts	Avg/G
1. Furman	12	10-2	975	81.2
2. Samford	12	10-2	930	77.5
3. Chattanooga	12	4-8	873	72.8
4. Wofford	12	5-7	851	70.9
5. Western Carolina	12	6-6	849	70.8
6. UNCG	12	10-2	842	70.2
7. ETSU	12	5-7	811	67.6
8. The Citadel	12	4-8	801	66.8
9. VMI	12	1-11	749	62.4
10. Mercer	12	5-7	742	61.8

SCORING DEFENSE	G	Pts	Avg/G
1. UNCG	12	714	59.5
2. Mercer	12	798	66.5
3. ETSU	12	804	67.0
4. Furman	12	840	70.0
5. Western Carolina	12	848	70.7
6. Samford	12	849	70.8
7. VMI	12	890	74.2
8. Wofford	12	891	74.2
9. The Citadel	12	894	74.5
10. Chattanooga	12	895	74.6

SCORING MARGIN	G	Offense	Defense	Margin
1. Furman	12	81.2	70.0	+11.2
2. UNCG	12	70.2	59.5	+10.7
3. Samford	12	77.5	70.8	+6.8
4. ETSU	12	67.6	67.0	+0.6
5. Western Carolina	12	70.8	70.7	+0.1
6. Chattanooga	12	72.8	74.6	-1.8
7. Wofford	12	70.9	74.2	-3.3
8. Mercer	12	61.8	66.5	-4.7
9. The Citadel	12	66.8	74.5	-7.8
10. VMI	12	62.4	74.2	-11.7

FREE THROW PCT	G	FTM	FTA	Pct.
1. The Citadel	12	159	206	.772
2. Samford	12	197	256	.770
3. Furman	12	198	260	.762
4. VMI	12	96	128	.750
5. Chattanooga	12	164	223	.735
6. Wofford	12	144	196	.735
7. Western Carolina	12	172	243	.708
8. UNCG	12	166	236	.703
9. Mercer	12	116	175	.663
10. ETSU	12	129	199	.648

FIELD GOAL PERCENTAGE	G	FGM	FGA	Pct.
1. Samford	12	312	665	.469
2. Furman	12	330	708	.466
3. Wofford	12	310	671	.462
4. UNCG	12	298	653	.456
5. ETSU	12	304	672	.452
6. Western Carolina	12	292	687	.425
7. The Citadel	12	276	652	.423
8. Chattanooga	12	292	699	.418
9. VMI	12	278	687	.405
10. Mercer	12	285	705	.404

FIELD GOAL PCT DEFENSE	G	FGM	FGA	Pct.
1. UNCG	12	251	646	.389
2. ETSU	12	289	713	.405
3. Furman	12	298	688	.433
4. Samford	12	286	656	.436
5. Chattanooga	12	311	705	.441
6. Mercer	12	287	648	.443
7. Western Carolina	12	304	670	.454
8. The Citadel	12	314	689	.456
9. VMI	12	312	684	.456
10. Wofford	12	325	700	.464

3-POINT FG PCT	G	3FGM	3FGA	Pct.
1. Samford	12	109	305	.357
2. Chattanooga	12	125	352	.355
3. Furman	12	117	331	.353
4. The Citadel	12	90	255	.353
5. UNCG	12	80	239	.335
6. Wofford	12	87	266	.327
7. ETSU	12	74	227	.326
8. VMI	12	97	299	.324
9. Western Carolina	12	93	298	.312
10. Mercer	12	56	196	.286

3-POINT FG PCT DEFENSE	G	3FGM	3FGA	Pct.
1. ETSU	12	89	303	.294
2. UNCG	12	82	274	.299
3. The Citadel	12	94	293	.321
4. Furman	12	75	231	.325
5. Samford	12	96	281	.342
6. Wofford	12	109	319	.342
7. Chattanooga	12	101	291	.347
8. VMI	12	117	326	.359
9. Western Carolina	12	80	219	.365
10. Mercer	12	85	231	.368

REBOUNDING OFFENSE	G	Rebounds	Avg/G
1. ETSU	12	449	37.4
2. Furman	12	434	36.2
3. UNCG	12	420	35.0
4. Chattanooga	12	419	34.9
5. VMI	12	417	34.8
6. Mercer	12	408	34.0
7. Samford	12	407	33.9
Western Carolina	12	407	33.9
9. Wofford	12	376	31.3
10. The Citadel	12	363	30.3

REBOUNDING DEFENSE	G	Rebounds	Avg/G
1. Samford	12	375	31.3
2. UNCG	12	396	33.0
3. VMI	12	400	33.3
4. Furman	12	404	33.7
5. ETSU	12	408	34.0
Wofford	12	408	34.0
7. Western Carolina	12	416	34.7
8. Mercer	12	420	35.0
9. Chattanooga	12	429	35.8
10. The Citadel	12	444	37.0

2022-23 Southern Conference
CONFERENCE BASKETBALL STATISTICS
Through games of Feb 06, 2023 (Conference games only)

REBOUNDING MARGIN		G	Team	Avg.	Opp.	Avg.	Margin
1.	ETSU	12	449	37.4	408	34.0	+3.4
2.	Samford	12	407	33.9	375	31.3	+2.7
3.	Furman	12	434	36.2	404	33.7	+2.5
4.	UNCG	12	420	35.0	396	33.0	+2.0
5.	VMI	12	417	34.8	400	33.3	+1.4
6.	Western Carolina	12	407	33.9	416	34.7	-0.8
7.	Chattanooga	12	419	34.9	429	35.8	-0.8
8.	Mercer	12	408	34.0	420	35.0	-1.0
9.	Wofford	12	376	31.3	408	34.0	-2.7
10.	The Citadel	12	363	30.3	444	37.0	-6.7

BLOCKED SHOTS		G	No.	Avg/G
1.	Chattanooga	12	39	3.3
2.	ETSU	12	36	3.0
3.	UNCG	12	34	2.8
	Western Carolina	12	34	2.8
5.	Samford	12	32	2.7
6.	The Citadel	12	31	2.6
7.	Furman	12	30	2.5
8.	Mercer	12	26	2.2
9.	Wofford	12	19	1.6
10.	VMI	12	14	1.2

ASSISTS		G	No.	Avg/G
1.	Furman	12	183	15.3
2.	Chattanooga	12	167	13.9
3.	UNCG	12	156	13.0
4.	Wofford	12	147	12.3
5.	Samford	12	142	11.8
	The Citadel	12	142	11.8
7.	ETSU	12	138	11.5
8.	Western Carolina	12	136	11.3
9.	VMI	12	123	10.3
10.	Mercer	12	112	9.3

STEALS		G	No.	Avg/G
1.	UNCG	12	100	8.3
2.	Samford	12	82	6.8
3.	Chattanooga	12	70	5.8
4.	Wofford	12	68	5.7
5.	ETSU	12	66	5.5
	Furman	12	66	5.5
7.	Western Carolina	12	64	5.3
	Mercer	12	64	5.3
9.	The Citadel	12	62	5.2
10.	VMI	12	60	5.0

TURNOVER MARGIN		G	Team	Avg.	Opp.	Avg.	Margin
1.	UNCG	12	129	10.8	171	14.3	+3.5
2.	Furman	12	120	10.0	147	12.3	+2.2
3.	Mercer	12	118	9.8	140	11.7	+1.8
4.	Western Carolina	12	115	9.6	129	10.8	+1.2
5.	Samford	12	128	10.7	135	11.3	+0.6
6.	Chattanooga	12	132	11.0	132	11.0	+0.0
7.	Wofford	12	126	10.5	124	10.3	-0.2
8.	The Citadel	12	138	11.5	125	10.4	-1.1
9.	ETSU	12	158	13.2	119	9.9	-3.2
10.	VMI	12	164	13.7	106	8.8	-4.8

ASSIST/TURNOVER RATIO		G	Ast.	Avg.	T/O	Avg.	Ratio
1.	Furman	12	183	15.3	120	10.0	1.5
2.	Chattanooga	12	167	13.9	132	11.0	1.3
3.	UNCG	12	156	13.0	129	10.8	1.2
4.	Western Carolina	12	136	11.3	115	9.6	1.2
5.	Wofford	12	147	12.3	126	10.5	1.2
6.	Samford	12	142	11.8	128	10.7	1.1
7.	The Citadel	12	142	11.8	138	11.5	1.0
8.	Mercer	12	112	9.3	118	9.8	0.9
9.	ETSU	12	138	11.5	158	13.2	0.9
10.	VMI	12	123	10.3	164	13.7	0.8

OFFENSIVE REBOUNDS		G	No.	Avg/G
1.	Mercer	12	133	11.1
2.	ETSU	12	128	10.7
3.	VMI	12	126	10.5
4.	Chattanooga	12	125	10.4
	Furman	12	125	10.4
6.	Samford	12	107	8.9
	UNCG	12	107	8.9
8.	Western Carolina	12	104	8.7
9.	Wofford	12	102	8.5
10.	The Citadel	12	77	6.4

DEFENSIVE REBOUNDS		G	No.	Avg/G
1.	ETSU	12	321	26.8
2.	UNCG	12	313	26.1
3.	Furman	12	309	25.8
4.	Western Carolina	12	303	25.3
5.	Samford	12	300	25.0
6.	Chattanooga	12	294	24.5
7.	VMI	12	291	24.3
8.	The Citadel	12	286	23.8
9.	Mercer	12	275	22.9
10.	Wofford	12	274	22.8

DEFENSIVE REB PCT.		G	D-Reb	Opp. OR	D-Reb%
1.	Western Carolina	12	303	95	.761
2.	Samford	12	300	105	.741
3.	UNCG	12	313	114	.733
4.	Furman	12	309	114	.730
5.	VMI	12	291	108	.729
6.	Mercer	12	275	108	.718
7.	ETSU	12	321	128	.715
8.	Chattanooga	12	294	119	.712
9.	The Citadel	12	286	122	.701
10.	Wofford	12	274	121	.694

OFFENSIVE REB PCT.		G	O-Reb	Opp. DR	O-Reb%
1.	ETSU	12	128	280	.314
2.	VMI	12	126	292	.301
3.	Furman	12	125	290	.301
4.	Mercer	12	133	312	.299
5.	Chattanooga	12	125	310	.287
6.	Samford	12	107	270	.284
7.	UNCG	12	107	282	.275
8.	Wofford	12	102	287	.262
9.	Western Carolina	12	104	321	.245
10.	The Citadel	12	77	322	.193

2022-23 Southern Conference
CONFERENCE BASKETBALL STATISTICS
Through games of Feb 06, 2023 (Conference games only)

3-POINT FG MADE	G	No.	Avg/G
1. Chattanooga	12	125	10.4
2. Furman	12	117	9.8
3. Samford	12	109	9.1
4. VMI	12	97	8.1
5. Western Carolina	12	93	7.8
6. The Citadel	12	90	7.5
7. Wofford	12	87	7.3
8. UNCG	12	80	6.7
9. ETSU	12	74	6.2
10. Mercer	12	56	4.7

2022-23 Southern Conference
CONFERENCE BASKETBALL STATISTICS
Through games of Feb 06, 2023 (Conference games only)

Team	Conference	Pct.	PF	PA	Overall	Pct.	PF	PA	Current unbeaten streak
Furman	10-2	.833	81.2	70.0	10-2	.833	81.2	70.0	Furman -- 6
Samford	10-2	.833	77.5	70.8	10-2	.833	77.5	70.8	UNCG -- 2
UNCG	10-2	.833	70.2	59.5	10-2	.833	70.2	59.5	Samford -- 2
Western Carolina	6-6	.500	70.8	70.7	6-6	.500	70.8	70.7	Western Carolina -- 1
Wofford	5-7	.417	70.9	74.2	5-7	.417	70.9	74.2	Mercer -- 1
ETSU	5-7	.417	67.6	67.0	5-7	.417	67.6	67.0	
Mercer	5-7	.417	61.8	66.5	5-7	.417	61.8	66.5	
Chattanooga	4-8	.333	72.8	74.6	4-8	.333	72.8	74.6	
The Citadel	4-8	.333	66.8	74.5	4-8	.333	66.8	74.5	
VMI	1-11	.083	62.4	74.2	1-11	.083	62.4	74.2	

TEAM SUMMARIES	G	PF-PA	Avg score	Margin	FG-FGA	Pct.	3FG-FGA	Pct.	FT-FTA	Pct.	RebF	RebA	Margin
Chattanooga	12	873-895	72.8-74.6	-1.8	292-699	.418	125-352	.355	164-223	.735	419	429	-0.8
ETSU	12	811-804	67.6-67.0	+0.6	304-672	.452	74-227	.326	129-199	.648	449	408	+3.4
Furman	12	975-840	81.2-70.0	+11.3	330-708	.466	117-331	.353	198-260	.762	434	404	+2.5
Mercer	12	742-798	61.8-66.5	-4.7	285-705	.404	56-196	.286	116-175	.663	408	420	-1.0
Samford	12	930-849	77.5-70.8	+6.8	312-665	.469	109-305	.357	197-256	.770	407	375	+2.7
The Citadel	12	801-894	66.8-74.5	-7.7	276-652	.423	90-255	.353	159-206	.772	363	444	-6.7
UNCG	12	842-714	70.2-59.5	+10.7	298-653	.456	80-239	.335	166-236	.703	420	396	+2.0
VMI	12	749-890	62.4-74.2	-11.7	278-687	.405	97-299	.324	96-128	.750	417	400	+1.4
Western Carolina	12	849-848	70.8-70.7	+0.1	292-687	.425	93-298	.312	172-243	.708	407	416	-0.8
Wofford	12	851-891	70.9-74.2	-3.3	310-671	.462	87-266	.327	144-196	.735	376	408	-2.7

ATTENDANCE	Home	Average	Away	Average	Neutral	Average	Total	Average
Chattanooga	5-16626	3325	7-14044	2006	0-0	0	12-30670	2556
ETSU	6-19543	3257	6-11362	1894	0-0	0	12-30905	2575
Furman	6-15894	2649	6-15702	2617	0-0	0	12-31596	2633
Mercer	6-10460	1743	6-9476	1579	0-0	0	12-19936	1661
Samford	6-16723	2787	6-10472	1745	0-0	0	12-27195	2266
The Citadel	7-10952	1565	5-9950	1990	0-0	0	12-20902	1742
UNCG	6-8897	1483	6-11029	1838	0-0	0	12-19926	1660
VMI	5-8740	1748	7-15272	2182	0-0	0	12-24012	2001
Western Carolina	7-13043	1863	5-14358	2872	0-0	0	12-27401	2283
Wofford	6-9658	1610	6-18871	3145	0-0	0	12-28529	2377
Totals	60-130536	2176	60-130536	2176	0-0	0	120-261072	2176

2022-23 Southern Conference
INDIVIDUAL BASKETBALL STATISTICS
Through games of Feb 06, 2023 (Conference games only)

To be ranked, a player must appear in at least 75.0% of their team's games.

SCORING								REBOUNDING							
	Cl	G	FG	3FG	FT	Pts	Avg/G		Cl	G	Off	Def	Total	Avg/G	
1. Stephen Clark-CIT	Sr	12	82	4	50	218	18.2	1. Tyzhaun Claude-WCU	Jr	12	40	62	102	8.5	
2. Logan Dye-SAM	Sr	12	72	23	44	211	17.6	2. Taeshaud Jackson-VMI	Fr	12	31	62	93	7.8	
3. Mike Bothwell-FUR	Sr	12	69	15	52	205	17.1	3. Mohammed Abdulsalam-UNCG	Sr	12	25	67	92	7.7	
4. Jalen Slawson-FUR	Sr	12	62	12	61	197	16.4	4. Vonterius Woolbright-WCU	Sr	12	14	76	90	7.5	
5. Vonterius Woolbright-WCU	Sr	12	65	5	59	194	16.2	Jalen Slawson-FUR	Sr	12	26	64	90	7.5	
Jalyn McCreary-MER	So	12	87	0	20	194	16.2	6. Jaden Seymour-ETSU	So	12	27	61	88	7.3	
7. Tyzhaun Claude-WCU	Jr	12	66	2	51	185	15.4	7. Jermaine Marshall-SAM	Jr	12	21	65	86	7.2	
8. Jalen Haynes-ETSU	So	12	69	1	44	183	15.3	8. Stephen Clark-CIT	Sr	12	22	63	85	7.1	
9. B.J. Mack-WOF	Sr	12	62	22	35	181	15.1	9. Jalen Haynes-ETSU	So	12	31	49	80	6.7	
10. Keyshaun Langley-UNCG	Sr	12	67	28	18	180	15.0	10. Jalyn McCreary-MER	So	12	35	41	76	6.3	
11. Jordan King-ETSU	Sr	12	62	26	25	175	14.6	11. Logan Dye-SAM	Sr	12	14	53	67	5.6	
12. Jamal Johnson-UTC	Sr	12	48	34	34	164	13.7	12. Marcus Foster-FUR	Jr	12	20	46	66	5.5	
13. Tre Jackson-WCU	Jr	12	51	35	23	160	13.3	13. Asher Woods-VMI	Fr	12	15	49	64	5.3	
14. Jackson Paveletzke-WOF	Fr	12	54	15	35	158	13.2	14. B.J. Mack-WOF	Sr	12	10	51	61	5.1	
15. Austin Ash-CIT	Sr	12	51	33	20	155	12.9	15. Tyler Houser-VMI	Fr	12	16	44	60	5.0	
16. Jermaine Marshall-SAM	Jr	12	51	16	34	152	12.7	16. Keondre Kennedy-UNCG	Sr	12	9	50	59	4.9	
17. Asher Woods-VMI	Fr	12	53	20	24	150	12.5	17. A.J. Staton-McCray-SAM	So	11	17	37	54	4.9	
Marcus Foster-FUR	Jr	12	50	32	18	150	12.5	18. Jah Quinones-MER	Fr	12	26	31	57	4.8	
19. JP Pegues-FUR	So	12	50	21	28	149	12.4	19. Sean Conway-VMI	Sr	12	20	36	56	4.7	
20. Keondre Kennedy-UNCG	Sr	12	49	21	25	144	12.0	Kyler Filewich-WOF	Jr	12	20	36	56	4.7	
21. A.J. Staton-McCray-SAM	So	11	45	12	24	126	11.5								
22. Russell Jones Jr.-WCU	Jr	12	45	26	18	134	11.2								
23. Tyler Houser-VMI	Fr	12	53	12	14	132	11.0								
24. Rickey Bradley-VMI	Fr	11	44	10	19	117	10.6								
25. Sean Conway-VMI	Sr	12	43	20	18	124	10.3								
26. Dalvin White-UTC	Sr	12	42	26	13	123	10.3								
27. Mikeal Brown-Jones-UNCG	Jr	12	43	5	31	122	10.2								
28. Tony Felder-VMI	Fr	12	39	22	10	110	9.2								
29. Messiah Jones-WOF	Sr	12	42	0	25	109	9.1								
30. Bubba Parham-SAM	Sr	12	30	22	26	108	9.0								
FIELD GOAL PCT						ASSISTS									
	Cl	G	FGM	FGA	Pct.		Cl	G	No.	Avg/G					
1. Mohammed Abdulsalam-UNCG	Sr	12	36	61	.590	1. Vonterius Woolbright-WCU	Sr	12	70	5.8					
2. Mikeal Brown-Jones-UNCG	Jr	12	43	74	.581	2. JP Pegues-FUR	So	12	48	4.0					
3. Jalen Haynes-ETSU	So	12	69	123	.561	3. Dante Treacy-UNCG	Sr	12	44	3.7					
4. A.J. Staton-McCray-SAM	So	11	45	81	.556	Jalen Slawson-FUR	Sr	12	44	3.7					
5. Rickey Bradley-VMI	Fr	11	44	81	.543	5. Jackson Paveletzke-WOF	Fr	12	42	3.5					
6. Logan Dye-SAM	Sr	12	72	133	.541	Stephen Clark-CIT	Sr	12	42	3.5					
7. Messiah Jones-WOF	Sr	12	42	78	.538	7. Jordan King-ETSU	Sr	12	41	3.4					
8. Jalen Slawson-FUR	Sr	12	62	116	.534	8. Tony Felder-VMI	Fr	12	38	3.2					
9. Jalyn McCreary-MER	So	12	87	168	.518	9. Jaron Rillie-SAM	So	12	35	2.9					
10. Tyzhaun Claude-WCU	Jr	12	66	128	.516	10. Kobe Langley-UNCG	Sr	12	34	2.8					
11. B.J. Mack-WOF	Sr	12	62	121	.512	11. Dalvin White-UTC	Sr	12	33	2.8					
12. Tyler Houser-VMI	Fr	12	53	108	.491	12. Bubba Parham-SAM	Sr	12	31	2.6					
13. Mike Bothwell-FUR	Sr	12	69	142	.486	13. Elijah Morgan-CIT	Jr	12	29	2.4					
14. Keyshaun Langley-UNCG	Sr	12	67	138	.486	14. Allen Strothers-ETSU	Fr	12	27	2.3					
15. Stephen Clark-CIT	Sr	12	82	171	.480	15. Adam Silas-WOF	Fr	12	26	2.2					

2022-23 Southern Conference
INDIVIDUAL BASKETBALL STATISTICS
Through games of Feb 06, 2023 (Conference games only)

FREE THROW PCT					
	Cl	G	FTM	FTA	Pct.
1. Jamal Johnson-UTC	Sr	12	34	38	.895
2. Mike Bothwell-FUR	Sr	12	52	62	.839
Bubba Parham-SAM	Sr	12	26	31	.839
4. Jackson Paveletzke-WOF	Fr	12	35	42	.833
Jordan King-ETSU	Sr	12	25	30	.833
6. Asher Woods-VMI	Fr	12	24	29	.828
7. B.J. Mack-WOF	Sr	12	35	43	.814
8. Jalen Slawson-FUR	Sr	12	61	75	.813
9. A.J. Staton-McCray-SAM	So	11	24	31	.774
10. Madison Durr-CIT	Fr	12	30	39	.769
11. Keondre Kennedy-UNCG	Sr	12	25	33	.758
12. Stephen Clark-CIT	Sr	12	50	67	.746
13. Logan Dye-SAM	Sr	12	44	60	.733
14. Jermaine Marshall-SAM	Jr	12	34	47	.723
15. Tyzhaun Claude-WCU	Jr	12	51	71	.718

STEALS				
	Cl	G	No.	Avg/G
1. Keyshaun Langley-UNCG	Sr	12	28	2.3
2. Kobe Langley-UNCG	Sr	12	27	2.3
3. Elijah Morgan-CIT	Jr	12	25	2.1
4. Russell Jones Jr.-WCU	Jr	12	19	1.6
5. Jalen Slawson-FUR	Sr	12	18	1.5
Allen Strothers-ETSU	Fr	12	18	1.5
Jaron Rillie-SAM	So	12	18	1.5
Vonterius Woolbright-WCU	Sr	12	18	1.5
9. A.J. Staton-McCray-SAM	So	11	16	1.5
10. Jermaine Marshall-SAM	Jr	12	15	1.3
11. Jamal Johnson-UTC	Sr	12	14	1.2
12. Rickey Bradley-VMI	Fr	11	12	1.1
13. Messiah Jones-WOF	Sr	12	13	1.1
Asher Woods-VMI	Fr	12	13	1.1
Keondre Kennedy-UNCG	Sr	12	13	1.1
Jordan King-ETSU	Sr	12	13	1.1

3-POINT FG PCT					
	Cl	G	3FG	FGA	Pct.
1. David Maynard-CIT	Sr	12	13	29	.448
2. Jamarius Hairston-ETSU	Sr	12	19	44	.432
3. Marcus Foster-FUR	Jr	12	32	75	.427
4. Dalvin White-UTC	Sr	12	26	61	.426
5. Bubba Parham-SAM	Sr	12	22	53	.415
6. Carson McCorkle-WOF	So	12	17	41	.415
7. Logan Dye-SAM	Sr	12	23	56	.411
8. Jamal Johnson-UTC	Sr	12	34	83	.410
9. Jackson Price-CIT	So	11	15	37	.405
10. Russell Jones Jr.-WCU	Jr	12	26	65	.400
11. Austin Ash-CIT	Sr	12	33	83	.398
12. Keyshaun Langley-UNCG	Sr	12	28	71	.394
13. A.J. Caldwell-UTC	Sr	12	16	42	.381
14. Tre Jackson-WCU	Jr	12	35	92	.380
15. Jalen Slawson-FUR	Sr	12	12	32	.375

3-POINT FG MADE				
	Cl	G	3FG	Avg/G
1. Tre Jackson-WCU	Jr	12	35	2.9
2. Jamal Johnson-UTC	Sr	12	34	2.8
3. Austin Ash-CIT	Sr	12	33	2.8
4. Marcus Foster-FUR	Jr	12	32	2.7
5. Keyshaun Langley-UNCG	Sr	12	28	2.3
6. Russell Jones Jr.-WCU	Jr	12	26	2.2
Dalvin White-UTC	Sr	12	26	2.2
Jordan King-ETSU	Sr	12	26	2.2
9. Logan Dye-SAM	Sr	12	23	1.9
10. Tony Felder-VMI	Fr	12	22	1.8
Bubba Parham-SAM	Sr	12	22	1.8
B.J. Mack-WOF	Sr	12	22	1.8
13. Keondre Kennedy-UNCG	Sr	12	21	1.8
JP Pegues-FUR	So	12	21	1.8
15. Asher Woods-VMI	Fr	12	20	1.7
Sean Conway-VMI	Sr	12	20	1.7

BLOCKED SHOTS				
	Cl	G	No.	Avg/G
1. Stephen Clark-CIT	Sr	12	21	1.8
2. Jalen Slawson-FUR	Sr	12	18	1.5
3. Jaden Seymour-ETSU	So	12	11	0.9
Jalen Haynes-ETSU	So	12	11	0.9
Tyzhaun Claude-WCU	Jr	12	11	0.9
6. Jalyn McCreary-MER	So	12	10	0.8
7. Keondre Kennedy-UNCG	Sr	12	9	0.8
Achor Achor-SAM	So	12	9	0.8
Jermaine Marshall-SAM	Jr	12	9	0.8
10. Tyler Harris-WCU	Sr	12	8	0.7
Mohammed Abdulsalam-UNCG	Sr	12	8	0.7
Sam Alexis-UTC	Fr	9	6	0.7
13. Mikeal Brown-Jones-UNCG	Jr	12	7	0.6
Logan Dye-SAM	Sr	12	7	0.6
15. Vonterius Woolbright-WCU	Sr	12	6	0.5
TJ Grant-MER	Fr	10	5	0.5

ASSIST/TURNOVER RATIO					
	Cl	G	Ast.	T/O	Ratio
1. JP Pegues-FUR	So	12	48	16	3.0
2. Dante Treacy-UNCG	Sr	12	44	18	2.4
3. Vonterius Woolbright-WCU	Sr	12	70	32	2.2
4. Jordan King-ETSU	Sr	12	41	24	1.7
5. Jackson Paveletzke-WOF	Fr	12	42	25	1.7
6. Jalen Slawson-FUR	Sr	12	44	33	1.3
7. Tony Felder-VMI	Fr	12	38	30	1.3
8. Stephen Clark-CIT	Sr	12	42	36	1.2

2022-23 Southern Conference
INDIVIDUAL BASKETBALL STATISTICS
Through games of Feb 06, 2023 (Conference games only)

OFFENSIVE REBOUNDS				Cl	G	No.	Avg/G
1.	Tyzhaun Claude-WCU	Jr	12	40	3.3		
2.	Jalyn McCreary-MER	So	12	35	2.9		
3.	Taeshaud Jackson-VMI	Fr	12	31	2.6		
	Jalen Haynes-ETSU	So	12	31	2.6		
5.	Jaden Seymour-ETSU	So	12	27	2.3		
6.	Jah Quinones-MER	Fr	12	26	2.2		
	Jalen Slawson-FUR	Sr	12	26	2.2		
8.	Mohammed Abdulsalam-UNCG	Sr	12	25	2.1		
9.	Stephen Clark-CIT	Sr	12	22	1.8		
	Bas Leyte-UNCG	Sr	12	22	1.8		
11.	Sam Alexis-UTC	Fr	9	16	1.8		
12.	Jermaine Marshall-SAM	Jr	12	21	1.8		
	Messiah Jones-WOF	Sr	12	21	1.8		
14.	Sean Conway-VMI	Sr	12	20	1.7		
	Marcus Foster-FUR	Jr	12	20	1.7		
	Kyler Filewich-WOF	Jr	12	20	1.7		

DEFENSIVE REBOUNDS				Cl	G	No.	Avg/G
1.	Vonterius Woolbright-WCU	Sr	12	76	6.3		
2.	Mohammed Abdulsalam-UNCG	Sr	12	67	5.6		
3.	Jermaine Marshall-SAM	Jr	12	65	5.4		
4.	Jalen Slawson-FUR	Sr	12	64	5.3		
5.	Stephen Clark-CIT	Sr	12	63	5.3		
6.	Taeshaud Jackson-VMI	Fr	12	62	5.2		
	Tyzhaun Claude-WCU	Jr	12	62	5.2		
8.	Jaden Seymour-ETSU	So	12	61	5.1		
9.	Logan Dye-SAM	Sr	12	53	4.4		
10.	B.J. Mack-WOF	Sr	12	51	4.3		
11.	Keondre Kennedy-UNCG	Sr	12	50	4.2		
	Austin Ash-CIT	Sr	12	50	4.2		
13.	Asher Woods-VMI	Fr	12	49	4.1		
	Jalen Haynes-ETSU	So	12	49	4.1		
15.	Marcus Foster-FUR	Jr	12	46	3.8		

MINUTES PLAYED				Cl	G	No.	Avg/G
1.	Austin Ash-CIT	Sr	12	459	38.2		
2.	Asher Woods-VMI	Fr	12	451	37.6		
3.	Jordan King-ETSU	Sr	12	431	35.9		
4.	Tre Jackson-WCU	Jr	12	424	35.3		
5.	Stephen Clark-CIT	Sr	12	422	35.2		
6.	Mike Bothwell-FUR	Sr	12	421	35.1		
7.	Russell Jones Jr.-WCU	Jr	12	412	34.3		
8.	JP Pegues-FUR	So	12	409	34.1		
9.	Vonterius Woolbright-WCU	Sr	12	395	32.9		
10.	Rickey Bradley-VMI	Fr	11	362	32.9		
11.	Jalen Slawson-FUR	Sr	12	382	31.8		
12.	Sean Conway-VMI	Sr	12	381	31.8		
	Elijah Morgan-CIT	Jr	12	381	31.8		
14.	Marcus Foster-FUR	Jr	12	380	31.7		
	Shawn Walker Jr.-MER	Sr	12	380	31.7		
16.	Jackson Paveletzke-WOF	Fr	12	377	31.4		
17.	Keyshaun Langley-UNCG	Sr	12	375	31.3		
18.	Keondre Kennedy-UNCG	Sr	12	371	30.9		
19.	B.J. Mack-WOF	Sr	12	365	30.4		
20.	Bubba Parham-SAM	Sr	12	360	30.0		
21.	Corey Tripp-WOF	So	12	356	29.7		
22.	Logan Dye-SAM	Sr	12	354	29.5		
23.	Jamal Johnson-UTC	Sr	12	353	29.4		
24.	Jalen Haynes-ETSU	So	12	342	28.5		
25.	Allen Strothers-ETSU	Fr	12	337	28.1		
26.	Tyler Harris-WCU	Sr	12	331	27.6		
27.	Dante Treacy-UNCG	Sr	12	328	27.3		
	Tyzhaun Claude-WCU	Jr	12	328	27.3		
29.	Jaden Seymour-ETSU	So	12	325	27.1		
	Jermaine Marshall-SAM	Jr	12	325	27.1		

2022-23 Southern Conference
Conference Team Highs
Through games of Feb 06, 2023 (Conference games only)

TEAM HIGHS (highest totals made by)

Points	97	Furman vs The Citadel (01/04/23)
	96	ETSU at The Citadel (01/11/23)
Margin	96	Furman at Wofford (01/22/23)
	29 (80-51)	Chattanooga at Mercer (12/31/22)
Field goals made	28 (73-45)	Western Carolina vs Mercer (01/07/23)
	34	ETSU at The Citadel (01/11/23)
	32	Furman vs The Citadel (01/04/23)
	32	Samford vs Wofford (01/11/23)
	32	ETSU at Chattanooga (01/21/23)
	32	Samford at Furman (01/25/23)
Field goal attempts	32	ETSU vs Wofford (02/01/23)
	70	Furman vs Samford (01/25/23)
Field goal percentage	69	Chattanooga vs ETSU (01/21/23)
	.615 (32-52)	ETSU vs Wofford (02/01/23)
3-Pt FG made	.608 (31-51)	Chattanooga vs Western Carolina (01/11/23)
	16	Furman vs VMI (12/29/22)
	16	VMI at Chattanooga (01/07/23)
3-Pt FG attempts	16	Samford vs Wofford (01/11/23)
	40	Furman vs VMI (12/29/22)
3-Pt percentage	39	Chattanooga at The Citadel (12/29/22)
	.625 (10-16)	Furman at Mercer (01/11/23)
Free throws made	.615 (16-26)	VMI at Chattanooga (01/07/23)
	33	UNCG at Furman (01/14/23)
Free throw attempts	29	Samford at The Citadel (12/31/22)
	41	UNCG at Furman (01/14/23)
	34	Samford at The Citadel (12/31/22)
	34	Furman vs Samford (01/25/23)
Free throw percentage	34	Wofford vs Samford (01/28/23)
	1.000 (17-17)	The Citadel at VMI (01/21/23)
	1.000 (16-16)	ETSU vs Chattanooga (01/28/23)
Rebounds	1.000 (11-11)	VMI at Furman (12/29/22)
	53	Furman vs Chattanooga (02/01/23)
Assists	46	Western Carolina vs Mercer (01/07/23)
	25	Furman vs VMI (12/29/22)
Steals	23	Furman vs The Citadel (01/04/23)
	16	ETSU at The Citadel (01/11/23)
	12	Samford vs Wofford (01/11/23)
	12	UNCG vs The Citadel (01/19/23)
	12	UNCG vs VMI (01/25/23)
Blocked shots	12	Samford vs ETSU (02/04/23)
	9	The Citadel vs Western Carolina (01/14/23)
Turnovers	9	Western Carolina vs Wofford (01/18/23)
	20	The Citadel vs ETSU (01/11/23)
	19	The Citadel at UNCG (01/19/23)
	19	VMI at UNCG (01/25/23)
	19	VMI at Mercer (02/04/23)
Fouls	19	ETSU at Samford (02/04/23)
	29	Furman vs UNCG (01/14/23)
	26	Samford at Furman (01/25/23)
	26	Mercer vs ETSU (01/25/23)

2022-23 Southern Conference
Conference Individual Highs
Through games of Feb 06, 2023 (Conference games only)

INDIVIDUAL PLAYER GAME HIGHS

Points	42	Jordan King (ETSU) at The Citadel (01/11/23)
	37	Jake Stephens (Chattanooga) vs VMI (01/07/23)
Field goals made	14	Jordan King (ETSU) at The Citadel (01/11/23)
	13	Jake Stephens (Chattanooga) vs Western Carolina (01/11/23)
Field goal attempts	20	Keyshaun Langley (UNCG) at Wofford (12/31/22)
	20	Stephen Clark (The Citadel) vs Western Carolina (01/14/23)
	20	Jalyn McCreary (Mercer) vs ETSU (01/25/23)
	20	Jalyn McCreary (Mercer) vs VMI (02/04/23)
Field goal percentage	.909 (10-11)	Jalen Haynes (ETSU) vs Wofford (02/01/23)
	.900 (9-10)	Mohammed Abdulsalam (UNCG) vs Furman (01/29/23)
3-Pt FG made	8	Jordan King (ETSU) at The Citadel (01/11/23)
	7	Marcus Foster (Furman) vs VMI (12/29/22)
3-Pt FG attempts	13	Keyshaun Langley (UNCG) at Wofford (12/31/22)
	12	Marcus Foster (Furman) vs VMI (12/29/22)
	12	Austin Ash (The Citadel) at Wofford (01/07/23)
	12	Jordan King (ETSU) at The Citadel (01/11/23)
3-Pt percentage	.857 (6-7)	Marcus Foster (Furman) at Mercer (01/11/23)
	.857 (6-7)	Carson McCorkle (Wofford) vs VMI (01/14/23)
Free throws made	13	Mike Bothwell (Furman) at Wofford (01/22/23)
	13	Jalen Slawson (Furman) vs Samford (01/25/23)
Free throw attempts	15	Jalen Slawson (Furman) vs Samford (01/25/23)
	14	Mike Bothwell (Furman) at Wofford (01/22/23)
Free throw percentage	1.000 (9-9)	Jaron Rillie (Samford) at The Citadel (12/31/22)
	1.000 (8-8)	B.J. Mack (Wofford) vs ETSU (12/29/22)
	1.000 (8-8)	Austin Ash (The Citadel) at VMI (01/21/23)
	1.000 (8-8)	Jalen Haynes (ETSU) vs Chattanooga (01/28/23)
Rebounds	17	Tyzhaun Claude (Western Carolina) at The Citadel (01/14/23)
	16	Taeshaud Jackson (VMI) at The Citadel (02/02/23)
	16	Mohammed Abdulsalam (UNCG) at Mercer (02/02/23)
Assists	11	Vonterius Woolbright (Western Carolina) at VMI (01/28/23)
	10	Jaron Rillie (Samford) vs Mercer (12/28/22)
	10	Vonterius Woolbright (Western Carolina) vs Wofford (01/18/23)
Steals	7	Jordan King (ETSU) at The Citadel (01/11/23)
	6	Jaron Rillie (Samford) vs Wofford (01/11/23)
Blocked shots	5	Jake Stephens (Chattanooga) at The Citadel (12/29/22)
	5	Stephen Clark (The Citadel) vs ETSU (01/11/23)
	5	Stephen Clark (The Citadel) vs Western Carolina (01/14/23)
Turnovers	8	Asher Woods (VMI) at Mercer (02/04/23)
	7	Asher Woods (VMI) at Chattanooga (01/07/23)
	7	Austin Ash (The Citadel) vs ETSU (01/11/23)