



SOUTHERN CONFERENCE SOFTBALL

2022



702 North Pine Street, Spartanburg, SC 29303 • 864-591-5100 • Fax: 864-591-3448

Phil Pery, Assistant Commissioner for Media Relations (interim SB contact)

facebook.com/SouthernConference • twitter.com/SoConSports • instagram.com/SouthernConference

2022 SOUTHERN CONFERENCE SOFTBALL STANDINGS

	Conference					Overall					
	W-L	Pct.	H	A	ST	W-L	Pct.	H	A	N	ST
UNCG	16-2	.889	8-1	8-1	W1	39-18	.684	24-8	9-8	6-2	L1
Samford	15-3	.833	7-2	8-1	L1	34-19	.642	15-4	12-9	7-6	L1
Chattanooga	9-9	.500	6-3	3-6	W3	29-25	.537	17-9	6-10	6-6	W7
Furman	8-10	.444	5-4	3-6	W1	22-33	.400	13-10	5-21	4-2	L1
Mercer	7-11	.389	4-5	3-6	W2	16-40	.286	8-14	5-17	3-9	L5
Western Carolina	4-14	.222	2-7	2-7	L6	19-34	.358	4-12	9-12	6-10	L1
ETSU	4-14	.222	1-8	3-6	L1	8-48	.143	1-15	4-22	3-11	L3

ALL-SOUTHERN CONFERENCE

Player of the Year

Mary Katherine Tedder, Gr., SS, Samford

Pitcher of the Year

Morgan Scott, Jr., RHP, UNCG

Freshman of the Year

McKenzie Newcomb, RHP, Samford

Coach of the Year

Janelle Breneman, UNCG

First Team


P – Morgan Scott, Jr., UNCG
 P – McKenzie Newcomb, Fr., Samford
 C – Riley Ludlam, Jr., Furman
 C – Delaney Cumbie, Sr., UNCG
 INF – Maycin Brown, Jr., UNCG
 INF – Mary Katherine Tedder, Gr., Samford
 INF – Emily Coltharp, Jr., Chattanooga
 INF – Bailey Huneycutt, Sr., Western Carolina
 OF – Rebeca Laudino, Jr., Mercer
 OF – Grace Loftin, Fr., UNCG
 OF – Makenna Matthijs, Gr., UNCG
 DP or UT/Non-P – Reagan Armour, So., Chattanooga
 UT/P – Savannah Rice, Jr., Western Carolina

Second Team


P – Sierra Tufts, So., Furman
 P – Jordyn Partain, Fr., Samford
 C – Tori Ash, Sr., Mercer
 INF – Cameron Young, Fr., ETSU
 INF – Diamond Williams, Jr., Mercer
 INF – Samantha Lagrama, Sr., UNCG
 INF – Timberlynn Shurbutt, Sr., Samford
 INF – Myra Twitty, Sr., Western Carolina
 OF – Andrea Sarhatt, Sr., ETSU
 OF – Kelly Warren, R-Sr., ETSU
 OF – Ashlee Lykins, So., Furman
 OF – McKayla Cothran, Fr., Samford
 OF – Brooklynn Brewington, Jr., Western Carolina
 DP or UT/Non-P – Jordan Gontram, Gr., UNCG

All-Freshman

Cameron Young, INF, ETSU
 Caitlin Goldwait, OF, Furman
 Hannah Pitts, P, Mercer
 Reese Byrd, P, UNCG
 Grace Loftin, OF, UNCG
 McKayla Cothran, OF, Samford
 Gwynnie Hornbrook, DP, Samford
 McKenzie Newcomb, P, Samford
 Jordyn Partain, P, Samford
 Sarah Squillace, 2B, Samford
 Acelynn Sellers, 1B, Chattanooga



Mary Katherine Tedder, Gr., SS, Samford



Morgan Scott, Jr., RHP, UNCG



McKenzie Newcomb
RHP, Samford



Janelle Breneman
UNCG

NCAA TUSCALOOSA REGIONAL

Regional participants

No. 1 Alabama Crimson Tide (41-11, 16-8 SEC)
 No. 2 Stanford Cardinal (36-19, 11-13 Pac-12)
 No. 3 Murray State Racers (40-16-1, 21-7 OVC)
 No. 4 Chattanooga Mocs (29-25, 9-9 SoCon)

Schedule

May 20 (Friday)

G1: Chattanooga at Alabama, 3 p.m. CT
 G2: Stanford vs. Murray State, 5:30 p.m. CT

May 21 (Saturday)

G3: Game 1 winner vs. Game 2 winner, 2 p.m. CT
 G4: Game 1 loser vs. Game 2 loser, 4:30 p.m. CT
 G5: Game 3 loser vs. Game 4 winner, 7 p.m. CT

May 22 (Sunday)

G6: Game 3 winner vs. Game 5 winner, 1 p.m. CT
 G7: Game 6 winner vs. Game 6 loser, 3:30 p.m. CT
 (if necessary)

NOTES

- Chattanooga makes its 12 NCAA appearance this weekend, starting Friday when it faces No. 6 national seed Alabama at the Tuscaloosa Regional.

- The Mocs won their 15th Southern Conference Softball Championship last weekend, topping No. 1 seed UNCG twice, including in the title game. Chattanooga pulled off an improbable comeback in the May 14 title tilt, scoring five runs in the top of the seventh inning on the strength of a three-run home run and a two-run homer to force extra innings and then scoring twice in the top of the eighth on a pair of solo shots for a 9-7 win. UTC hit five home runs in the win, with Reagan Armour drilling a tournament-record three of them.

- UTC right-hander Brooke Parrott was named the Tournament Most Outstanding Player after going 4-0 with a 1.12 ERA and a .163 batting average against her.

- Chattanooga is riding a season-best seven-game winning streak into NCAA play.

- UTC is 6-22 all-time in NCAA play, last earning a win in 2011 in Tuscaloosa.

- SoCon squads are a combined 10-42 in NCAA Regionals all-time, last collecting a win in 2013, when former member Georgia Southern topped Hampton.

- Leadoff hitter Emily Coltharp leads the SoCon with a .382 average this season. She is also the league's active career leader with a .362 batting average and in stolen-base percentage (.867).

- Armour and Parrott are the last two winners of the SoCon Student-Athlete of the Week award. Armour earned the honor on May 11 and Parrott claimed her second of the season on Wednesday.

- Chattanooga alumna Michelle Fuzzard LaCourse was inducted into the SoCon Hall of Fame, the league announced Thursday. One of just five four-time first-team All-SoCon selections in league history, LaCourse was a two-time SoCon Player of the Year and member of the league's 100th Anniversary Team.



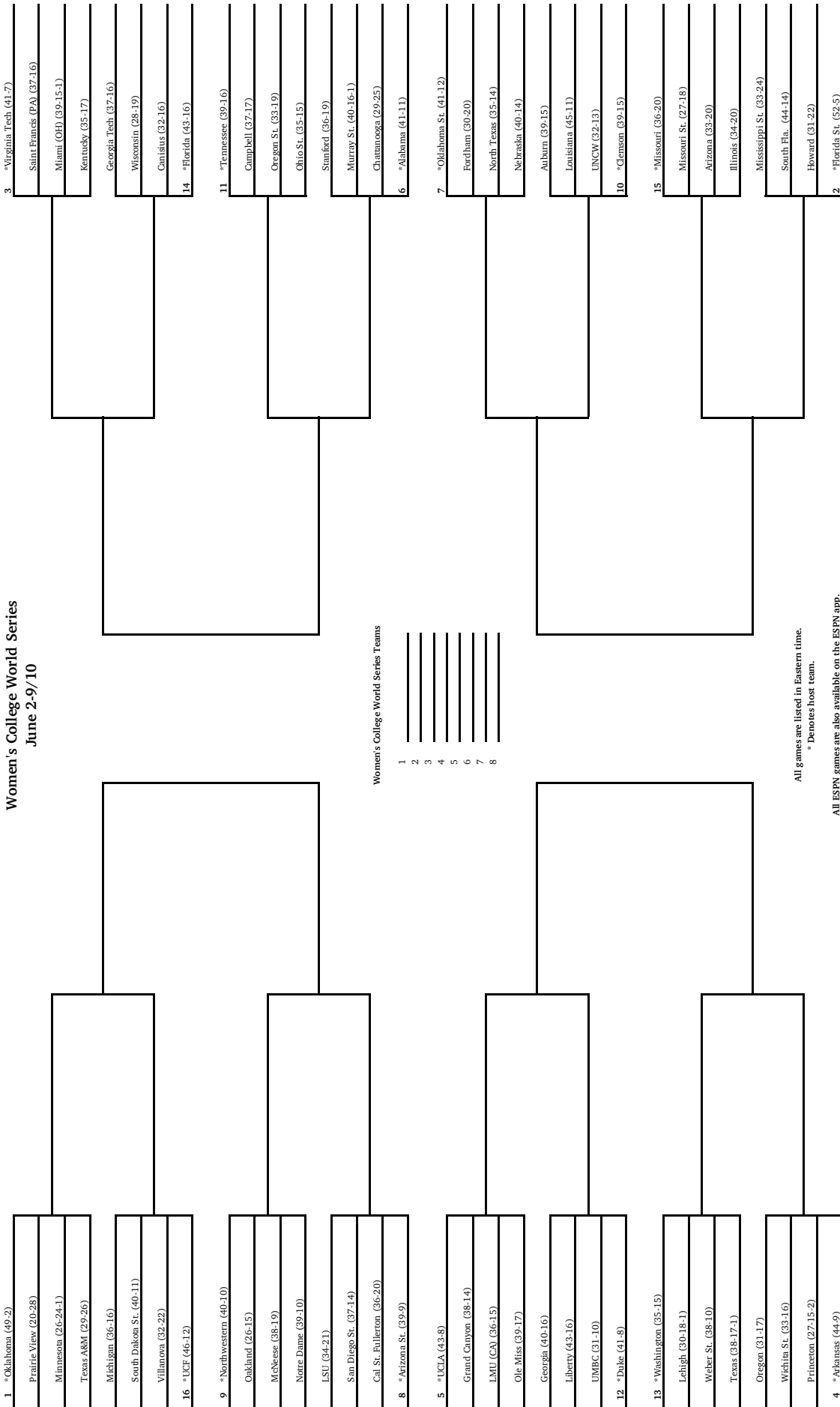
2022 NCAA Division I Softball Championship

REGIONALS
May 20-22

SUPER REGIONALS
May 26-29

SUPER REGIONALS
May 26-29

REGIONALS
May 20-22



All games are listed in Eastern time.
* Denotes host team.

All ESPN games are also available on the ESPN app.



Don't Bet On It.

2022 Southern Conference Softball Championship

MAY 11-14 • UNCG SOFTBALL STADIUM • GREENSBORO, N.C.



ACTIVE SoCON CAREER LEADERS

Category	SoCon career rank
BATTING AVERAGE [Minimum 250 AB]	
.362 - Emily Coltharp (168-467); Chattanooga, 2019-pr.	
ON-BASE PCT [Minimum 250 AB]	
.478 - Delaney Cumbie; UNCG, 2019-pr.	3rd
SLUGGING PCT [Minimum 250 AB]	
.614 - Bailey Huneycutt, WCU, 2019-pr.	
AT BATS	
771 - Makenna Matthijs; UNCG, 2018-pr.	6th
RUNS SCORED	
183 - Makenna Matthijs; UNCG, 2018-pr.	2nd
HITS	
233 - Makenna Matthijs; UNCG, 2018-pr.	
RUNS BATTED IN	
170 - Makenna Matthijs; UNCG, 2018-pr.	7th
DOUBLES	
56 - Makenna Matthijs; UNCG, 2018-pr.	t-2nd
TRIPLES	
6 - Makenna Matthijs, UNCG, 2018-pr.	
HOME RUNS	
53 - Jordan Gontram; UNCG, 2017-pr.	2nd
TOTAL BASES	
412 - Makenna Matthijs; UNCG, 2018-pr.	5th
WALKS	
124 - Delaney Cumbie; UNCG, 2019-pr.	3rd
STOLEN BASES	
84 - Kelly Warren; ETSU, 2018-pr.	10th
STOLEN BASE PCT [Minimum 50 steal attempts]	
.867 - Emily Coltharp (52-60); Chattanooga, 2019-pr.	
EARNED RUN AVERAGE [Minimum 200 IP]	
2.36 - Morgan Scott; UNCG, 2020-pr.	
WINS	
53 - Morgan Scott; UNCG, 2020-pr.	
SAVES	
7 - Taylor Boling; ETSU, 2019-pr.	
OPPONENT BATTING AVERAGE [Minimum 200 IP]	
.213 - Morgan Scott; UNCG, 2020-pr.	t-7th
APPEARANCES	
91 - Morgan Scott; UNCG, 2020-pr.	
GAMES STARTED	
79 - Morgan Scott; UNCG, 2020-pr.	
COMPLETE GAMES	
58 - Morgan Scott; UNCG, 2020-pr.	
SHUTOUTS	
11 - Morgan Scott; UNCG, 2020-pr.	
INNINGS PITCHED	
522.1 - Morgan Scott; UNCG, 2020-pr.	
STRIKEOUTS	
602 - Morgan Scott; UNCG, 2020-pr.	9th
STRIKEOUTS PER 7 INNINGS [Minimum 200 IP]	
8.07 - Morgan Scott; UNCG, 2020-pr. (602 so, 522.1 ip)	2nd
WALKS PER 7 INNINGS [Minimum 200 IP]	
2.26 - Morgan Scott (169 bb, 522.1 ip); UNCG, 2020-pr.	
HITS ALLOWED PER 7 INNINGS [Minimum 200 IP]	
5.59 - Morgan Scott (417 h, 522.1 ip); UNCG, 2020-pr.	

SoCON PLAYERS OF THE WEEK

Feb. 14	Timberlyn Shurbutt, Sr., 3B, Samford
Feb. 21	Jordan Gontram, Gr., DP, UNCG
Feb. 28	Blayke Batten, Jr., 1B/RF, UNCG
March 7	Delaney Cumbie, Sr., C, UNCG
March 14	Mary Katherine Tedder, Gr., UT, Samford
March 21	Grace Loftin, Fr., LF, UNCG
March 28	Maycin Brown, Jr., 3B, UNCG
April 4	Reagan Armour, So., DP, Chattanooga
April 11	Mary Katherine Tedder, Gr., UT, Samford
April 18	Myra Twitty, Sr., 1B, Western Carolina
April 25	Emily Bartlett, Sr., 1B, Furman
May 2	Diamond Williams, Jr., UT, Mercer
May 9	Adison Keylon, So., OF, Chattanooga

SoCON PITCHERS OF THE WEEK

Feb. 14	Jayne Eilers, Jr., Western Carolina
Feb. 21	Brooke Parrott, Jr., Chattanooga
Feb. 28	Jordan Walters, So., Samford
March 7	Sierra Tufts, So., Furman
March 14	Morgan Scott, Jr., UNCG
March 21	Hannah Wood, Jr., Chattanooga
March 28	Morgan Scott, Jr., UNCG
April 4	Morgan Scott, Jr., UNCG
April 11	McKenzie Newcomb, Fr., Samford
April 18	Jordyn Partain, Fr., Samford
April 25	McKenzie Newcomb, Fr., Samford
May 2	McKenzie Newcomb, Fr., Samford
May 9	Morgan Scott, Jr., UNCG

SoCON PLAYERS OF THE MONTH

February	Maycin Brown, Jr., 3B, UNCG
March	Grace Loftin, Fr., LF, UNCG
April	Makenna Matthijs, Gr., OF, UNCG
May	

SoCON PITCHERS OF THE MONTH

February	Brooke Parrott, Jr., Chattanooga
March	Morgan Scott, Jr., UNCG
April	McKenzie Newcomb, Fr., Samford
May	

SoCON STUDENT-ATHLETES OF THE WEEK

Feb. 23	Brooke Parrott, Jr., RHP, Chattanooga
March 23	Hannah Wood, Jr., RHP, Chattanooga
May 11	Reagan Armour, So., INF, Chattanooga
May 18	Brooke Parrott, Jr., RHP, Chattanooga

Preseason predictions

Preseason Poll

Team (first-place votes)	Points
1. UNCG (5)	35
2. Western Carolina (1)	30
3. Chattanooga (1)	25
4. Mercer	18
Samford	18
6. Furman	12
7. ETSU	9

Preseason Player of the Year

Makenna Matthijs, UNCG, Gr., OF

Preseason Pitcher of the Year

Morgan Scott, UNCG, Jr.

Preseason All-SoCon First Team

P	Morgan Scott, UNCG, Jr.
P	Jayne Eilers, Western Carolina, Jr.
C	Delaney Cumbie, UNCG, Sr.
IF	Riley Ludlam, Furman, Jr.
IF	Maycin Brown, UNCG, Jr.
IF	Timberlyn Shurbutt, Samford, Sr.
IF	Bailey Huneycutt, Western Carolina, Sr.
OF	Kelly Warren, ETSU, R-Sr.
OF	Elise Rosado, Mercer, Jr.
OF	Makenna Matthijs, UNCG, Gr.
OF	Jeralynn Wells, Western Carolina, So.
DP	Emily Bartlett, Furman, Sr.

Preseason All-SoCon Second Team

P	Sierra Tufts, Furman, So.
P	Hannah Wood, Chattanooga, Jr.
P	Savannah Rice, Western Carolina, Jr.
C	Natalie Morgan, Furman, Sr.
IF	Annie Potter, Mercer, So.
IF	Brooklynn Maxwell, UNCG, So.
IF	Emily Coltharp, Chattanooga, Jr.
IF	Liz Rodebaugh, Chattanooga, So.
OF	Andrea Sarhatt, ETSU, Sr.
OF	Ashlee Lykins, Furman, So.
OF	Gracey Kruse, Chattanooga, Jr.
DP	Anna-Paige Pelfrey, Western Carolina, Jr.

NATIONAL/REGIONAL AWARDS

Schutt Sports/NFCA Division I National Freshman of the Year Top 25

Grace Loftin, OF, UNCG

NFCA All-Mideast Region

Second team

Grace Loftin, OF, Fr., UNCG

Third team

Morgan Scott, Jr., RHP, UNCG

D1Softball.com National Freshman of the Week

March 22

Grace Loftin, LF, UNCG

Louisville Slugger/NFCA Player of the Week

March 29

Maycin Brown, Jr., 3B, UNCG

CoSIDA Academic All-District 3

Makenna Matthijs, Gr., OF, UNCG

Delaney Cumbie, Sr., C, UNCG



ETSU
(8-46, 4-14 SoCon)

F11	vs. Radford ¹	L, 5-9
F12	vs. Radford ¹	L, 3-9
F12	vs. Binghamton ¹	L, 1-9 (5)
F13	vs. Binghamton ¹	W, 8-3
F13	at Georgia Southern ¹ (ESPN+)	L, 0-4
F19	vs. Morehead State [^]	W, 10-5
F19	at Gardner-Webb [^]	L, 2-3
F20	vs. Morehead State [^]	W, 6-1
F20	at Gardner-Webb [^]	W, 6-5
F25	at Kennesaw State [®]	L, 0-8 (6)
F25	vs. Georgia State [®]	L, 2-6
F26	at Georgia Tech [®] (ACC Network Extra)	L, 0-10 (5)
F26	at Georgia Tech [®] (ACC Network Extra)	L, 1-13 (5)
F27	at Kennesaw State [®]	canc.
M1	at Presbyterian	L, 0-5
M1	at Presbyterian	L, 3-4
M5	TENNESSEE TECH	L, 3-4
M5	TENNESSEE TECH	L, 4-9
M6	TENNESSEE TECH	L, 4-5
M9	at #6 Virginia Tech (ACC Network)	L, 2-18 (5)
M11	MIAMI (OHIO)	L, 1-7
M11	MIAMI (OHIO)	L, 1-8
M13	MIAMI (OHIO)	canc.
M16	at App State	ppd.
M16	at App State	ppd.
M18	vs. Northwestern State [^]	L, 1-7
M18	at Memphis [^]	L, 4-9
M19	vs. James Madison [^]	L, 1-9 (5)
M19	vs. Northwestern State [^]	L, 1-9 (5)
M26	WESTERN CAROLINA*	L, 1-7
M27	WESTERN CAROLINA*	W, 3-2
M27	WESTERN CAROLINA*	L, 6-14 (6)
M30	at USC Upstate (ESPN+)	L, 0-4
M30	at USC Upstate (ESPN+)	L, 0-4
A2	at Chattanooga* (ESPN+)	L, 4-5 (8)
A2	at Chattanooga* (ESPN+)	L, 4-9
A3	at Chattanooga* (ESPN+)	L, 1-6
A5	GARDNER-WEBB	ppd.
A6	at App State (ESPN+)	L, 1-8
A6	at App State (ESPN+)	L, 0-8 (5)
A8	vs. NC State [®]	L, 0-4
A8	at South Carolina [®] (SEC Network+)	L, 0-8 (6)
A9	vs. NC State [®]	L, 3-5
A9	at South Carolina [®] (SEC Network+)	L, 2-6
A15	UNCG*	L, 2-3
A15	UNCG*	L, 1-6
A16	UNCG*	L, 2-4
A19	APP STATE	L, 0-8 (6)
A19	APP STATE	L, 0-8 (5)
A23	at Mercer*	W, 3-2 (10)
A23	at Mercer*	L, 1-2 (9)
A24	at Mercer*	L, 0-5
A26	GARDNER-WEBB	canc.
A27	at #18 Clemson (ACC Network Extra)	L, 2-6
A30	SAMFORD*	L, 1-3
A30	SAMFORD*	L, 3-7 (8)
M1	SAMFORD*	L, 0-1
M7	at Furman* (ESPN+)	W, 4-2
M7	at Furman* (ESPN+)	W, 5-3
M8	at Furman* (ESPN+)	L, 3-4 (8)
M11	vs. Samford+ (ESPN+)	L, 3-4 (9)
M12	vs. Western Carolina+ (ESPN+)	L, 2-3

! - Bash in the Boro (Statesboro, Ga.)
 ^ - Red & Black Classic (Boiling Springs, N.C.)
 % - I-75 Tournament (Kennesaw, Ga./Atlanta, Ga.)
 \$ - Tiger Classic (Memphis, Tenn.)
 @ - Garnet & Black Round Robin (Columbia, S.C.)
 + - at SoCon Championship (Greensboro, N.C.)



Furman
(22-33, 8-10 SoCon)

F11	NORTH DAKOTA ¹ (ESPN+)	W, 3-0
F11	MARYLAND EASTERN SHORE ¹ (ESPN+)	W, 13-10
F12	TARLETON STATE ¹	L, 3-10
F13	BELLARMINE ¹ (ESPN+)	L, 0-9 (5)
F18	SOUTH DAKOTA [^]	L, 6-10
F18	SAINT FRANCIS [^]	L, 5-12
F19	SAINT FRANCIS [^]	W, 7-5
F19	GEORGETOWN [^]	L, 3-4
F20	GEORGETOWN [^]	L, 2-3 (8)
F22	at Georgia Tech (ACC Network Extra)	L, 0-5
F25	GEORGE MASON [®] (ESPN+)	W, 8-0 (5)
F26	GEORGE MASON [®] (ESPN3)	W, 8-0 (6)
F26	IONA [®] (ESPN3)	W, 6-2
F27	PRESBYTERIAN [®] (ESPN+)	canc.
F27	PRESBYTERIAN [®] (ESPN+)	canc.
M4	vs. Jacksonville State [^]	W, 6-4
M4	at Mississippi State [^] (SEC Network+)	L, 1-10 (5)
M5	vs. Alcorn State [^]	W, 9-4
M5	at Mississippi State [^] (SEC Network+)	W, 3-1
M6	vs. Jacksonville State [^]	L, 2-6
M8	at #3 Florida State (ACC Network Extra)	L, 0-2
M9	at Florida A&M	canc.
M9	at Florida A&M	canc.
M19	at #24 UCF (ESPN+)	L, 0-8 (6)
M19	at #24 UCF (ESPN+)	L, 4-8
M20	at #24 UCF (ESPN+)	L, 0-9 (5)
M23	at USC Upstate (ESPN+)	L, 0-1
M23	at USC Upstate (ESPN+)	L, 3-5
M26	at Chattanooga* (ESPN+)	L, 3-6
M26	at Chattanooga* (ESPN+)	L, 4-7
M27	at Chattanooga* (ESPN+)	W, 7-5
M30	COLLEGE OF CHARLESTON	W, 4-0
M30	COLLEGE OF CHARLESTON	W, 5-4
A6	at #18 Clemson (ACC Network Extra)	L, 2-3
A6	at #18 Clemson (ACC Network Extra)	L, 0-8 (5)
A9	at Mercer*	L, 0-1
A9	at Mercer*	L, 2-3
A10	at Mercer* (ESPN+)	W, 4-2 (8)
A12	at Charleston Southern	W, 3-2
A12	at Charleston Southern	L, 4-5 (9)
A15	SAMFORD* (ESPN+)	L, 4-5
A15	SAMFORD* (ESPN+)	L, 0-8
A16	SAMFORD* (ESPN+)	W, 1-0
A20	at South Carolina (SEC Network+)	L, 5-6
A20	at South Carolina (SEC Network+)	L, 1-9 (6)
A23	WESTERN CAROLINA* (ESPN+)	W, 1-0
A23	WESTERN CAROLINA* (ESPN+)	W, 13-6
A24	WESTERN CAROLINA* (ESPN+)	W, 6-3
A27	at #15 Georgia (SEC Network+)	L, 2-9
A30	at UNCG* (ESPN+)	W, 5-3
A30	at UNCG* (ESPN+)	L, 0-10 (5)
M1	at UNCG* (ESPN+)	L, 1-5
M7	ETSU* (ESPN+)	L, 2-4
M7	ETSU* (ESPN+)	L, 3-5
M8	ETSU* (ESPN+)	W, 4-3 (8)
M11	vs. Mercer+ (ESPN+)	W, 4-3
M12	at UNCG+ (ESPN+)	L, 0-9 (5)
M12	vs. Western Carolina+ (ESPN+)	W, 8-5
M13	vs. Samford+ (ESPN+)	L, 1-6

! - Paladin Invitational (Greenville, S.C.)
 ^ - Furman Classic (Greenville, S.C.)
 % - GVL Showdown (Greenville, S.C.)
 \$ - Bulldog Invitational (Starkville, Miss.)
 + - at SoCon Championship (Greensboro, N.C.)



Mercer
(16-40, 7-11 SoCon)

F11	vs. Loyola Chicago ¹	L, 5-6 (10)
F11	at #4 Florida State ¹ (ACC Network Extra)	L, 0-12 (5)
F12	vs. Loyola Chicago ¹	L, 2-4
F12	vs. Kennesaw State ¹	L, 3-11 (6)
F13	vs. Loyola Chicago ¹	W, 4-3
F15	at Georgia Tech (ACC Network Extra)	L, 1-9 (6)
F18	at North Florida [^] (SWOOPLife Live)	L, 2-5
F18	at North Florida [^] (SWOOPLife Live)	L, 2-4
F19	vs. Michigan State [^]	L, 1-2 (8)
F19	at Jacksonville [®]	W, 12-1 (5)
F20	at Jacksonville [®]	W, 10-3
F25	MIDDLE TENNESSEE [®]	L, 1-2
F25	MURRAY STATE [®]	L, 0-8 (5)
F26	MURRAY STATE [®]	L, 2-3
F26	MIDDLE TENNESSEE [®]	L, 1-5
M5	at Charleston Southern	L, 2-3
M5	at Charleston Southern	L, 7-9
M6	at Charleston Southern	L, 0-2
M9	at #17 Clemson	L, 0-3
M11	IONA [^]	W, 9-1 (6)
M12	IONA [^]	W, 7-4
M12	STETSON [^]	W, 6-4
M13	STETSON [^]	L, 6-8
M16	GEORGIA SOUTHERN	ppd.
M16	GEORGIA SOUTHERN	ppd.
M19	vs. Illinois [®]	L, 0-8
M19	vs. Dartmouth [®]	W, 10-2
M20	at #16 Georgia [®]	L, 6-16 (5)
M20	vs. Dartmouth [®]	L, 0-5
M23	KENNESAW STATE	L, 6-7
M26	at UNCG* (ESPN+)	L, 4-15 (5)
M26	at UNCG* (ESPN+)	L, 4-12 (5)
M27	at UNCG* (ESPN+)	L, 1-19 (5)
M30	FLORIDA A&M	W, 7-1
A2	SAMFORD* (ESPN+)	L, 0-6
A2	SAMFORD* (ESPN+)	L, 0-8
A3	SAMFORD* (ESPN+)	L, 4-8 (9)
A6	at Kennesaw State	ppd.
A9	FURMAN*	W, 1-0
A9	FURMAN*	W, 3-2
A10	FURMAN* (ESPN+)	L, 2-4 (8)
A13	#19 AUBURN	L, 0-10 (6)
A15	at Western Carolina* (ESPN+)	L, 1-18 (5)
A15	at Western Carolina* (ESPN+)	W, 9-7
A16	at Western Carolina* (ESPN+)	L, 3-5
A23	ETSU*	L, 2-3 (10)
A23	ETSU*	W, 2-1 (9)
A24	ETSU*	W, 5-0
A26	GEORGIA SOUTHERN	L, 5-17 (6)
A26	GEORGIA SOUTHERN	L, 5-6
A30	at Chattanooga*	L, 3-6
A30	at Chattanooga*	W, 6-3
M1	at Chattanooga*	W, 4-3
M6	vs. Florida Gulf Coast [®]	W, 9-4
M6	at #10 Florida (SEC Network+)	L, 3-8
M7	vs. Florida Gulf Coast [®]	L, 4-6
M7	at #10 Florida (SEC Network+)	L, 0-2
M11	vs. Furman+ (ESPN+)	L, 3-4
M12	vs. Samford+ (ESPN+)	L, 6-7

! - Joanne Graf Invitational (Tallahassee, Fla.)
 ^ - JU/UNF Invitational (Jacksonville, Fla.)
 % - Mercer Invitational (Macon, Ga.)
 \$ - Mercer Bears Classic (Macon, Ga.)
 @ - UGA Classic (Athens, Ga.)
 & - at Gainesville, Fla.
 + - at SoCon Championship (Greensboro, N.C.)



UNCG
(39-18, 16-2 SoCon)

F11	vs. #16 Tennessee ¹	L, 0-4
F11	at FIU ¹ (CUSA.TV)	L, 3-4
F12	vs. Maryland ¹	W, 6-5 (10)
F12	vs. Maryland ¹	L, 3-5
F13	vs. FIU ¹	canc.
F16	at Campbell (ESPN+)	ppd.
F18	RIDER [^] (ESPN+)	W, 10-1 (5)
F19	GEORGE WASHINGTON [^] (ESPN3)	W, 7-3
F19	RIDER [^] (ESPN3)	W, 8-1
F20	GEORGE WASHINGTON [^] (ESPN+)	W, 10-1 (6)
F22	at NC State	L, 3-4
F25	LOYOLA CHICAGO [^] (ESPN+)	W, 4-1
F26	TOWSON [^] (ESPN3)	W, 4-1
F26	BUCKNELL [^] (ESPN3)	W, 10-1
F27	VIRGINIA [^] (ESPN+)	W, 6-4
M3	#12 OREGON	L, 4-12 (10)
M4	vs. Connecticut ⁵	W, 6-2
M5	vs. Penn State ⁵	W, 7-5
M6	vs. Penn State ⁵	W, 8-4
M6	at North Carolina ⁵ (ACC Network Extra)	L, 7-8
M8	BOSTON COLLEGE (ESPN+)	L, 3-9
M10	MICHIGAN STATE [^] (ESPN+)	W, 602
M10	MICHIGAN STATE [^] (ESPN+)	L, 2-7
M11	SAINT FRANCIS (PA.) [^] (ESPN+)	W, 3-1
M12	SAINT FRANCIS (PA.) [^] (ESPN+)	canc.
M13	DELAWARE STATE [^] (ESPN+)	W, 8-0 (5)
M16	at Charlotte	W, 8-1
M19	at Elon (FloSoftball)	L, 2-4
M19	at Elon (FloSoftball)	L, 3-4 (10)
M20	ELON (ESPN+)	W, 10-9 (8)
M26	MERCER [^] (ESPN+)	W, 15-4 (5)
M26	MERCER [^] (ESPN+)	W, 12-4 (5)
M27	MERCER [^] (ESPN+)	W, 19-1 (5)
M30	RADFORD (ESPN+)	W, 4-0
M30	RADFORD (ESPN+)	W, 4-3
A2	at Western Carolina [^] (ESPN+)	W, 3-0
A2	at Western Carolina [^] (ESPN+)	W, 7-2
A3	at Western Carolina [^] (ESPN+)	W, 9-2
A6	#10 DUKE (ESPN)	L, 1-11 (5)
A9	CHATTANOOGA [^] (ESPN+)	W, 9-4
A9	CHATTANOOGA [^] (ESPN+)	W, 5-3
A10	CHATTANOOGA [^] (ESPN+)	W, 3-2 (9)
A15	at ETSU [^] (ESPN+)	W, 3-2 (2)
A15	at ETSU [^] (ESPN+)	W, 6-1
A16	at ETSU [^] (ESPN+)	W, 4-2
A20	at Campbell	L, 4-5 (11)
A23	vs. East Carolina [^]	W, 8-5
A23	at #14 Tennessee ⁵ (SEC Network Plus)	L, 2-4
A24	vs. East Carolina [^]	W, 3-1
A30	FURMAN [^] (ESPN+)	L, 3-5
A30	FURMAN [^] (ESPN+)	W, 10-0 (5)
M1	FURMAN [^] (ESPN+)	W, 5-1
M4	CHARLOTTE (ESPN+)	L, 5-10
M7	at Samford [^] (ESPN+)	W, 7-3
M7	at Samford [^] (ESPN+)	L, 0-2
M8	at Samford [^] (ESPN+)	W, 4-2 (8)
M12	FURMAN [^] (ESPN+)	W, 9-0 (5)
M13	CHATTANOOGA [^] (ESPN+)	L, 2-10 (5)
M13	SAMFORD [^] (ESPN+)	W, 3-0
M14	CHATTANOOGA [^] (ESPN+)	L, 7-9 (8)

! - Felsberg Invitational (Miami, Fla.)
 ^ - Spiro Classic (Greensboro, N.C.)
 % - UNCG Invitational (Greensboro, N.C.)
 \$ - Carolina Classic (Chapel Hill, N.C.)
 @ - Spartan Classic (Greensboro, N.C.)
 & - Lady Vol Challenge (Knoxville, Tenn.)
 + - at SoCon Championship (Greensboro, N.C.)



Samford
(34-19, 15-3 SoCon)

F11	vs. North Alabama ¹ (CUSA.TV)	L, 4-5 (9)
F11	vs. Saint Louis ¹ (CUSA.TV)	L, 1-8
F12	vs. Saint Louis ¹ (CUSA.TV)	W, 9-0 (5)
F12	at Southern Miss ¹ (CUSA.TV)	W, 10-6
F13	at Southern Miss ¹ (CUSA.TV)	W, 6-0
F18	at Kennesaw State (YouTube)	W, 2-1
F18	at Kennesaw State (YouTube)	W, 5-0
F20	KENNESAW STATE (ESPN+)	W, 1-0
F20	KENNESAW STATE (ESPN+)	W, 6-1
F26	BOSTON COLLEGE [^] (ESPN3)	L, 0-1
F26	INDIANA STATE [^] (ESPN3)	W, 1-0
F27	BOSTON COLLEGE [^] (ESPN+)	canc.
F27	INDIANA STATE [^] (ESPN+)	L, 5-7
M1	at North Alabama	L, 6-8
M1	at North Alabama	L, 2-3
M4	vs. Saint Louis ⁵	W, 6-0
M4	vs. Western Kentucky ⁵	L, 0-4
M5	vs. Saint Louis ⁵	W, 6-5
M5	vs. Western Kentucky ⁵	L, 3-8
M6	at Ole Miss ⁵ (SEC Network+)	L, 0-2
M8	UAB (ESPN+)	canc.
M10	vs. Austin Peay ⁵	W, 4-2
M10	at Jacksonville State ⁵	L, 1-4
M11	vs. Austin Peay ⁵	L, 4-6
M11	at Jacksonville State ⁵	L, 1-5
M17	COLGATE (ESPN+)	W, 4-3
M17	COLGATE (ESPN+)	W, 8-7 (8)
M19	COLGATE (ESPN+)	W, 8-0 (5)
M23	JACKSONVILLE STATE (ESPN+)	W, 4-2
M26	at Mississippi State (SEC Network+)	L, 1-2
M26	at Mississippi State (SEC Network+)	L, 1-2
M30	TROY (ESPN+)	ppd.
M30	TROY (ESPN+)	ppd.
A2	at Mercer [^] (ESPN+)	W, 6-0
A2	at Mercer [^] (ESPN+)	W, 8-0
A3	at Mercer [^] (ESPN+)	W, 8-4 (9)
A6	at UAB	ppd.
A9	WESTERN CAROLINA [^] (ESPN+)	W, 5-0
A9	WESTERN CAROLINA [^] (ESPN+)	W, 8-4
A10	WESTERN CAROLINA [^] (ESPN+)	W, 4-1
A15	at Furman [^] (ESPN+)	W, 5-4
A15	at Furman [^] (ESPN+)	W, 8-0
A16	at Furman [^] (ESPN+)	L, 0-1
A23	CHATTANOOGA [^] (ESPN+)	W, 3-0
A23	CHATTANOOGA [^] (ESPN+)	W, 3-2 (9)
A24	CHATTANOOGA [^] (ESPN+)	W, 4-1
A27	NORTH ALABAMA (ESPN+)	W, 4-2
A30	at ETSU [^]	W, 3-1
A30	at ETSU [^]	W, 7-3 (8)
M1	at ETSU [^]	W, 1-0
M7	UNCG [^] (ESPN+)	L, 3-7
M7	UNCG [^] (ESPN+)	W, 2-0
M8	UNCG [^] (ESPN+)	L, 2-4 (8)
M11	vs. ETSU [^] (ESPN+)	W, 4-3 (9)
M12	vs. Chattanooga [^] (ESPN+)	L, 0-4
M12	vs. Mercer [^] (ESPN+)	W, 7-6
M13	vs. Furman [^] (ESPN+)	W, 6-1
M13	at UNCG [^] (ESPN+)	L, 0-3

! - Black and Gold Invitational (Hattiesburg, Miss.)
 ^ - Bulldog Classic (Birmingham, Ala.)
 % - Ole Miss Invitational (Oxford, Miss.)
 \$ - JSU Invitational (Jacksonville, Ala.)
 + - at SoCon Championship (Greensboro, N.C.)



Chattanooga
(29-25, 9-9 SoCon)

F11	vs. UT Martin ¹	L, 1-7
F11	at Northwestern State ¹ (DemonTV)	L, 0-1
F12	vs. Baylor ¹	L, 5-10
F12	vs. Arkansas-Pine Bluff ¹	W, 17-0 (5)
F13	at Northwestern State ¹ (DemonTV)	canc.
F18	SIUE [^]	W, 3-2
F18	NORTHWESTERN STATE [^]	L, 1-3
F19	RADFORD [^]	W, 4-0
F19	TENNESSEE TECH [^]	L, 1-4
F20	SIUE [^]	W, 8-6
F20	PURDUE FORT WAYNE [^]	W, 8-2
F25	SIU [^]	W, 4-0
F25	NORTHERN ILLINOIS ⁵	L, 1-6
F26	BUTLER ⁵	W, 11-1 (5)
F26	EASTERN KENTUCKY ⁵	L, 5-11
F27	EASTERN KENTUCKY ⁵	canc.
M4	vs. North Carolina A&T ⁵	L, 1-9 (6)
M4	vs. Toledo ⁵	W, 5-4
M5	vs. Toledo ⁵	L, 4-5
M5	vs. North Carolina A&T ⁵	W, 10-1 (5)
M6	at #20 Auburn ⁵	L, 1-12 (5)
M10	vs. Northern Iowa [^]	W, 3-2
M10	vs. Illinois State [^]	L, 2-5
M11	vs. Northern Iowa [^]	L, 1-11 (5)
M11	at Middle Tennessee [^]	W, 3-1
M15	GEORGIA STATE	W, 5-3
M15	GEORGIA STATE	W, 5-1
M16	WESTERN KENTUCKY	canc.
M16	WESTERN KENTUCKY	canc.
M18	BUCKNELL [^]	W, 9-0 (5)
M19	SOUTHEASTERN LOUISIANA [^]	L, 5-11
M19	BUCKNELL [^]	W, 5-0
M20	SOUTHEASTERN LOUISIANA [^]	W, 4-3
M23	at Lipscomb	L, 10-11 (9)
M26	FURMAN [^] (ESPN+)	W, 6-3
M26	FURMAN [^] (ESPN+)	W, 7-4
M27	FURMAN [^] (ESPN+)	L, 5-7
A2	ETSU [^] (ESPN+)	W, 5-4 (8)
A2	ETSU [^] (ESPN+)	W, 9-4
A3	ETSU [^] (ESPN+)	W, 6-1
A9	at UNCG [^] (ESPN+)	L, 4-9
A9	at UNCG [^] (ESPN+)	L, 3-5
A10	at UNCG [^] (ESPN+)	L, 2-3 (9)
A13	at Austin Peay	canc.
A19	TENNESSEE TECH	L, 3-5
A20	at #18 Auburn (SEC Network Plus)	L, 3-7
A23	at Samford [^] (ESPN+)	L, 0-3
A23	at Samford [^] (ESPN+)	L, 2-3 (9)
A24	at Samford [^] (ESPN+)	L, 1-4
A30	MERCER [^] (ESPN+)	W, 6-3
A30	MERCER [^] (ESPN+)	L, 3-6
M1	MERCER [^] (ESPN+)	L, 3-4
M7	at Western Carolina [^]	W, 8-7
M7	at Western Carolina [^]	W, 10-6
M8	at Western Carolina [^]	W, 13-1 (5)
M11	vs. Western Carolina [^] (ESPN+)	W, 3-2 (10)
M12	vs. Samford [^] (ESPN+)	W, 4-0
M13	at UNCG [^] (ESPN+)	W, 10-2 (5)
M14	at UNCG [^] (ESPN+)	W, 9-7 (8)
M20	at Alabama [?] (SEC Network)	4 p.m.
M21	vs. TBD [?]	TBD

! - Natchitoches Historic District Development Commission Lady Demon Classic (Natchitoches, La.)
 ^ - Chattanooga Challenge (Chattanooga, Tenn.)
 % - Frost Challenge (Chattanooga, Tenn.)
 \$ - Jane B. Moore Memorial at Auburn (Auburn, Ala.)
 @ - MTSU Invitational (Murfreesboro, Tenn.)
 & - Chatty Patty's (Chattanooga, Tenn.)
 + - at SoCon Championship (Greensboro, N.C.)
 ? - NCAA Tuscaloosa Regional (Tuscaloosa, Ala.)

2022 SoCon Softball Schedules
(ALL TIMES EASTERN)* - SOUTHERN CONFERENCE GAME



Western Carolina
(19-34, 4-14 SoCon)

F11	vs. Winthrop ¹	W, 3-0
F11	at Jacksonville ¹ (YouTube)	W, 2-1
F12	vs. Campbell ¹	L, 1-3
F12	at Jacksonville ¹ (YouTube)	W, 4-3 (9)
F13	vs. NC State ¹ (SWOOLife Live)	W, 1-0
F16	GEORGIA STATE	W, 5-1
F16	GEORGIA STATE	L, 1-2
F18	vs. Towson [^]	W, 5-0
F18	vs. Youngstown State [^]	W, 2-1
F19	vs. Ball State [^]	L, 6-7
F19	at Winthrop [^]	W, 6-4
F20	vs. Towson [^]	L, 1-2
F25	vs. App State [*]	L, 0-3
F25	vs. Connecticut [*]	L, 0-4
F26	vs. Connecticut [*]	L, 0-8
F26	at College of Charleston [*]	W, 5-4
F27	at College of Charleston [*]	W, 4-2
M2	at South Carolina State	ppd.
M2	at South Carolina State	ppd.
M11	vs. Fairfield ⁵	L, 3-4
M11	vs. Norfolk State ⁵	W, 12-4 (6)
M13	vs. Norfolk State ⁵	L, 3-11 (5)
M15	at North Carolina Central	W 10-2 (5)
M15	at North Carolina Central	L, 8-10
M17	PRESBYTERIAN	ppd.
M17	PRESBYTERIAN	ppd.
M22	at App State (ESPN+)	L, 2-9
M22	at App State (ESPN+)	W, 5-2 (8)
M23	at Gardner-Webb (ESPN+)	L, 2-6
M26	at ETSU [*]	W, 7-1
M27	at ETSU [*]	L, 2-3
M27	at ETSU [*]	W, 14-6 (6)
M30	at North Carolina A&T (ESPN+)	W, 6-3
M30	at North Carolina A&T (ESPN+)	L, 5-6 (8)
A2	UNCG* (ESPN+)	L, 0-3
A2	UNCG* (ESPN+)	L, 2-7
A3	UNCG* (ESPN+)	L, 2-9
A6	USC UPSTATE (ESPN+)	L, 1-3
A6	USC UPSTATE (ESPN+)	L, 1-9 (6)
A9	at Samford [*] (ESPN+)	L, 0-5
A9	at Samford [*] (ESPN+)	L, 4-8
A10	at Samford [*] (ESPN+)	L, 1-4
A13	#15 TENNESSEE (ESPN+)	L, 1-9 (5)
A15	MERCER* (ESPN+)	W, 18-1 (5)
A15	MERCER* (ESPN+)	L, 7-9
A16	MERCER* (ESPN+)	W, 5-3
A19	PRESBYTERIAN	W, 6-2
A19	PRESBYTERIAN	L, 1-2
A23	at Furman [*] (ESPN+)	L, 0-1
A23	at Furman [*] (ESPN+)	L, 6-13
A24	at Furman [*] (ESPN+)	L, 3-6
M7	CHATTANOOGA*	L, 7-8
M7	CHATTANOOGA*	L, 6-10
M8	CHATTANOOGA*	L, 1-13 (5)
M11	vs. Chattanooga+ (ESPN+)	L, 2-3 (10)
M12	vs. ETSU+ (ESPN+)	W, 3-2
M12	vs. Furman+ (ESPN+)	L, 5-8

! - River City Leadoff (Jacksonville, Fla.)
^ - Winthrop Kick-Off Tournament (Rock Hill, S.C.)
% - Cougar Classic (Charleston, S.C.)
\$ - Thundering Herd March Madness (Huntington, W.Va.)
+ - at SoCon Championship (Greensboro, N.C.)

SoCon Media Relations

ETSU (ETSUBucs.com)
David Fox (foxdh1@mail.etsu.edu)
Office: 423-439-5263

Furman (FurmanPaladins.com)
Wesley Herring (Wesley.Herring@Furman.edu)
Office: 864-294-3062

Mercer (MercerBears.com)
Nicole Dennis (nicole.susan.dennis@live.mercer.edu)
Office: 864-735-2324

UNCG (UNCGSpartans.com)
Denise Archetto (d_archetto@uncg.edu)
Office: 401-862-8913

Samford (SamfordSports.com)
Isabel Rothschaadl (irothschaadl@samford.edu)
Office: 205-726-4295

Chattanooga (GoMocs.com)
David Czarlinsky (David-Czarlinsky@utc.edu)
Office: 423-425-5739

Western Carolina (CatamountSports.com)
Denise Gideon (dgideon@email.wcu.edu)
Office: 828-227-2336

Southern Conference (SoConSports.com)
Phil Perry (pperry@socon.org)
Office: 864-591-5100 // Cell: 864-525-5174

SoCon Coaching Records

Coch, school	Career (yrs.)	School (yrs.)	SoCon (yrs.)
Belinda Hendrix, ETSU	655-222 (18th)	8-48 (1st)	4-14 (1st)
Stacey Johnson-Whitfield, Furman	22-33 (1st)	Same	8-10 (1st)
Lindsay Fico, Mercer	86-98 (4th)	16-40 (1st)	7-11 (1st)
Janelle Breneman, UNCG	454-433 (19th)	323-195 (10th)	104-62 (10th)
Kimball Cassidy, Samford	353-145-1 (12th)	34-19 (1st)	15-3 (1st)
Frank Reed, Chattanooga	1,166-579 (33rd)	690-492 (22nd)	257-132 (22nd)
Jim Clift, Western Carolina	219-371 (11th)	Same	74-118 (11th)

SoCon Championship Records by School (Current Schools)

School	App.	Won	Lost	Pct.	For	Opp	Titles	Runner-up
Chattanooga	27	69	28	.711	429	225	15	2
Samford [^]	10	19	19	.500	128	116	1	1
UNCG*	23	39	43	.476	234	280	2	5
Furman	26	42	48	.467	269	291	2	7
Mercer	7	11	14	.440	103	98	0	1
ETSU	11	16	20	.444	107	133	1	2
Western Carolina	14	12	28	.300	111	153	0	1

[^] later vacated two wins from 2011-12 (one each year) * later vacated six wins from 2009-11 (two each year)

SoCon Championships by School

Year	Champion	Head coach	Runner-up	Tournament site	Regular-season champ
1994	Furman	Alleen Berkey	Georgia Southern	Greenville, S.C.	Furman
1995	Marshall	Louie Berndt	Furman	Greenville, S.C.	Furman, Chattanooga
1996	Chattanooga	Ralph Weekly	Georgia Southern	Statesboro, Ga.	Georgia Southern
1997	Chattanooga	Ralph Weekly	Furman	Huntington, W.Va.	Chattanooga
1998	Chattanooga	Ralph Weekly	Georgia Southern	Chattanooga, Tenn.	Chattanooga
1999	Georgia Southern	Kelley Kirkland	Chattanooga	Charleston, S.C.	Chattanooga
2000	Chattanooga	Karen Weekly	Furman	Greensboro, N.C.	Chattanooga
2001	Chattanooga	Karen Weekly	Furman	Chattanooga, Tenn.	Chattanooga
2002	Chattanooga	Frank Reed	Furman	Chattanooga, Tenn.	Chattanooga
2003	Chattanooga	Frank Reed	ETSU	Chattanooga, Tenn.	Col. of Charleston
2004	Chattanooga	Frank Reed	Col. of Charleston	Chattanooga, Tenn.	Chattanooga
2005	Col. of Charleston	Chandelle Schulte	Chattanooga	Charleston, S.C.	Col. of Charleston
2006	Georgia Southern	Natalie Poole	Furman	Chattanooga, Tenn.	Western Carolina
2007	Furman	Dana Jenkins	Georgia Southern	Greensboro, N.C.	Chattanooga
2008	Chattanooga	Frank Reed	Georgia Southern	Mt. Pleasant, S.C.	Chattanooga
2009	Chattanooga	Frank Reed	Georgia Southern	Chattanooga, Tenn.	Chattanooga
2010	Elon	Patti Raduenz	UNCG	Chattanooga, Tenn.	Chattanooga
2011	Chattanooga	Frank Reed	College of Charleston	Statesboro, Ga.	Chattanooga
2012	Georgia Southern	Annie Smith	College of Charleston	Boone, N.C.	Georgia Southern
2013	Georgia Southern	Annie Smith	UNCG	Greensboro, N.C.	Appalachian State
2014	Chattanooga	Frank Reed	UNCG	Greensboro, N.C.	Georgia Southern
2015	Chattanooga	Frank Reed	Mercer	Chattanooga, Tenn.	Chattanooga
2016	Samford	Mandy Burford	Furman	Greensboro, N.C.	Samford
2017	ETSU	Brad Irwin	Samford	Chattanooga, Tenn.	UNCG, Furman
2018	UNCG	Janelle Breneman	ETSU	Greensboro, N.C.	UNCG
2019	Chattanooga	Frank Reed	UNCG	Chattanooga, Tenn.	UNCG
2020	*The 2020 season was halted in March due to the COVID-19 pandemic.				
2021	UNCG	Janelle Breneman	Western Carolina	Greensboro, N.C.	UNCG
2022	Chattanooga	Frank Reed	UNCG	Greensboro, N.C.	UNCG

The Automated ScoreBook
SoCon Batting Leaders (as of May 19, 2022)
(All games)

Hitting minimums - 1 Games 50% of Games 2.0 AB/Game 2.5 TPA/Game
Pitching minimums - 1 Games 1.0 IP/Game

Batting avg		Slugging pct		On base pct	
1. Chattanooga	.280	1. UNCG	.532	1. UNCG	.364
2. UNCG	.270	2. Chattanooga	.461	2. Mercer	.348
3. Samford	.265	3. Western Carolina	.391	3. Chattanooga	.343
4. Mercer	.260	4. Samford	.379	4. Samford	.338
5. Western Carolina	.237	5. Mercer	.352	5. Western Carolina	.319
6. ETSU	.222	6. Furman	.315	6. Furman	.310
7. Furman	.219	7. ETSU	.274	7. ETSU	.286
Runs scored		Hits		Runs batted in	
1. UNCG	327	1. UNCG	410	1. UNCG	305
2. Chattanooga	267	2. Chattanooga	402	2. Chattanooga	246
3. Samford	210	3. Samford	382	3. Mercer	183
4. Western Carolina	206	4. Mercer	379	4. Samford	180
5. Mercer	201	5. Western Carolina	322	5. Western Carolina	178
6. Furman	193	6. ETSU	308	6. Furman	163
7. ETSU	126	7. Furman	299	7. ETSU	99
Doubles		Triples		Home runs	
1. UNCG	78	1. Chattanooga	10	1. UNCG	102
2. Chattanooga	76	2. ETSU	9	2. Chattanooga	55
3. Samford	61	3. Mercer	8	3. Western Carolina	51
4. Mercer	58	4. Samford	7	4. Samford	30
5. Western Carolina	52	UNCG	7	5. Furman	22
6. Furman	51	Furman	7	6. Mercer	20
7. ETSU	42	7. Western Carolina	2	7. ETSU	4
Total bases		Total plate appearances		At bats	
1. UNCG	808	1. UNCG	1790	1. UNCG	1518
2. Chattanooga	663	2. Mercer	1698	2. Mercer	1458
3. Samford	547	3. Chattanooga	1649	3. Samford	1442
4. Western Carolina	531	4. Samford	1645	4. Chattanooga	1438
5. Mercer	513	5. Furman	1600	5. ETSU	1387
6. Furman	430	6. ETSU	1551	6. Furman	1366
7. ETSU	380	7. Western Carolina	1541	7. Western Carolina	1359
Walks		Hit by pitch		Strikeouts	
1. UNCG	186	1. UNCG	47	1. ETSU	317
2. Mercer	159	2. Mercer	41	2. Furman	300
3. Samford	151	3. Furman	37	3. Mercer	293
Furman	151	4. Western Carolina	35	4. Chattanooga	279
5. Western Carolina	131	5. Chattanooga	33	5. Western Carolina	278
6. Chattanooga	114	6. ETSU	23	6. UNCG	259
7. ETSU	107	7. Samford	12	7. Samford	191
Sac bunts		Sac flies		Stolen bases	
1. Chattanooga	48	1. UNCG	17	1. ETSU	113
2. Samford	33	2. Chattanooga	16	2. Western Carolina	71
3. Mercer	32	3. Furman	15	3. Chattanooga	57
4. Furman	31	4. ETSU	13	4. Furman	51
5. UNCG	22	5. Mercer	8	5. Samford	50
6. ETSU	20	6. Samford	7	6. Mercer	40
7. Western Carolina	12	7. Western Carolina	4	7. UNCG	8
Caught stealing		Steal attempts		Grounded into DP	
1. ETSU	41	1. ETSU	154	1. ETSU	10
2. Western Carolina	18	2. Western Carolina	89	Mercer	10
3. Mercer	15	3. Chattanooga	64	3. Samford	8
4. Samford	9	4. Furman	59	4. Western Carolina	7
5. Furman	8	Samford	59	5. Furman	5
6. Chattanooga	7	6. Mercer	55	6. Chattanooga	2
7. UNCG	1	7. UNCG	9	UNCG	2

The Automated ScoreBook
SoCon Pitching Leaders (as of May 19, 2022)
(All games)

Hitting minimums - 1 Games 50% of Games 2.0 AB/Game 2.5 TPA/Game
Pitching minimums - 1 Games 1.0 IP/Game

Earned run avg		Opposing bat avg		Innings pitched	
1. Samford	2.19	1. UNCG	.230	1. UNCG	388.2
2. UNCG	2.86	2. Samford	.232	2. Samford	368.1
3. Chattanooga	3.28	3. Chattanooga	.255	3. Mercer	361.0
4. Western Carolina	3.99	4. Western Carolina	.281	4. Chattanooga	359.0
5. Furman	4.12	5. Furman	.292	5. Furman	355.1
6. ETSU	5.56	6. Mercer	.293	6. ETSU	354.0
7. Mercer	5.93	7. ETSU	.310	7. Western Carolina	347.1
Batters struck out		Batters SO out looking		Wins	
1. UNCG	354	1. UNCG	98	1. UNCG	39
2. Western Carolina	281	2. Western Carolina	61	2. Samford	34
3. Samford	272	3. ETSU	58	3. Chattanooga	29
4. ETSU	209	4. Samford	57	4. Furman	22
5. Mercer	198	5. Mercer	47	5. Western Carolina	19
6. Chattanooga	181	6. Furman	42	6. Mercer	16
7. Furman	166	7. Chattanooga	27	7. ETSU	8
Losses		Saves		Runners picked off	
1. ETSU	48	1. Chattanooga	5	1. ETSU	3
2. Mercer	40	2. Furman	4	2. Furman	2
3. Western Carolina	33	3. UNCG	3	3. Mercer	1
Furman	33	4. ETSU	2		
5. Chattanooga	25	Mercer	2		
6. Samford	19	Samford	2		
7. UNCG	18				
Sac bunts allowed		Sac flies allowed		Hits allowed	
1. Western Carolina	44	1. Furman	21	1. Samford	320
2. Samford	36	2. ETSU	18	2. UNCG	342
ETSU	36	3. Chattanooga	14	3. Chattanooga	363
4. Mercer	32	Mercer	14	4. Western Carolina	392
5. Chattanooga	27	5. Western Carolina	9	5. Furman	428
6. UNCG	22	6. Samford	7	6. Mercer	436
7. Furman	21	7. UNCG	6	7. ETSU	450
Runs allowed		Earned runs allowed		Walks allowed	
1. Samford	143	1. Samford	115	1. Samford	98
2. UNCG	201	2. UNCG	159	2. Western Carolina	117
3. Chattanooga	232	3. Chattanooga	168	3. Mercer	128
4. Western Carolina	251	4. Western Carolina	198	4. UNCG	133
5. Furman	278	5. Furman	209	5. Chattanooga	160
6. Mercer	335	6. ETSU	281	6. Furman	162
7. ETSU	340	7. Mercer	306	7. ETSU	222
Doubles allowed		Triples allowed		Home runs allowed	
1. Chattanooga	54	1. UNCG	4	1. Samford	22
2. Furman	55	Chattanooga	4	2. Furman	24
3. UNCG	57	3. ETSU	5	3. Chattanooga	37
4. Samford	62	4. Samford	6	4. UNCG	45
5. Western Carolina	64	5. Western Carolina	7	5. Western Carolina	54
6. ETSU	79	6. Mercer	10	6. ETSU	73
7. Mercer	83	7. Furman	12	7. Mercer	76
Wild pitches		Balks		Hit batters	
1. Chattanooga	49			1. ETSU	72
2. Mercer	32			2. Mercer	46
3. Furman	28			3. Western Carolina	33
4. ETSU	24			4. UNCG	30
5. Western Carolina	19			5. Chattanooga	29
6. UNCG	18			6. Furman	22
7. Samford	13			7. Samford	17

The Automated ScoreBook
SoCon Fielding Leaders (as of May 19, 2022)
(All games)

Hitting minimums - 1 Games 50% of Games
Pitching minimums - 1 Games 1.0 IP/Game

Fielding pct		Chances		Putouts	
1. Samford	.969	1. Chattanooga	1641	1. UNCG	1166
2. UNCG	.962	2. Furman	1629	2. Samford	1105
3. Western Carolina	.961	3. Samford	1559	3. Mercer	1083
4. Mercer	.959	4. UNCG	1536	4. Chattanooga	1076
5. ETSU	.957	5. Mercer	1490	5. Furman	1066
6. Chattanooga	.948	6. ETSU	1473	6. ETSU	1062
7. Furman	.945	7. Western Carolina	1465	7. Western Carolina	1042
Assists		Errors		Fielding double plays	
1. Chattanooga	480	1. Furman	90	1. Furman	22
2. Furman	473	2. Chattanooga	85	2. Chattanooga	21
3. Samford	405	3. ETSU	63	3. UNCG	17
4. Western Carolina	366	4. Mercer	61	ETSU	17
5. ETSU	348	5. UNCG	58	Western Carolina	17
6. Mercer	346	6. Western Carolina	57	6. Samford	15
7. UNCG	312	7. Samford	49	7. Mercer	7
Stolen bases against		Caught stealing by		Steal attempts against	
1. Furman	88	1. ETSU	21	1. Furman	102
2. Chattanooga	77	2. Mercer	16	2. ETSU	96
3. ETSU	75	3. Furman	14	3. Chattanooga	87
4. Western Carolina	68	4. Western Carolina	12	4. Western Carolina	80
5. Mercer	60	5. UNCG	11	5. Mercer	76
6. UNCG	51	6. Chattanooga	10	6. UNCG	62
7. Samford	34	Samford	10	7. Samford	44
Passed balls		Catchers interference			
1. ETSU	15	1. Western Carolina	1		
2. UNCG	13				
3. Western Carolina	10				
4. Furman	9				
5. Chattanooga	6				
6. Mercer	4				
Samford	4				

The Automated ScoreBook
SoCon Batting Leaders (as of May 19, 2022)
(All games)

Hitting minimums - 1 Games 50% of Games 2.0 AB/Game 2.5 TPA/Game
Pitching minimums - 1 Games 1.0 IP/Game

Batting avg		Slugging pct		On base pct	
1. Emily Coltharp-UTC	.382	1. Bailey Huneycutt-WCU	.671	1. M.K. Tedder-SAM	.481
2. M.K. Tedder-SAM	.368	2. Jordan Gontram-UNCG	.665	2. Delaney Cumbie-UNCG	.469
3. Rebeca Laudino-MER	.337	3. Delaney Cumbie-UNCG	.660	3. Maycin Brown-UNCG	.462
4. Maycin Brown-UNCG	.329	4. M.K. Tedder-SAM	.652	4. Emily Bartlett-FUR	.436
5. Bailey Huneycutt-WCU	.329	5. Grace Loftin-UNCG	.609	5. Emily Coltharp-UTC	.434
6. Diamond Williams-MER	.317	6. Samantha Lagrama-UNCG	.597	6. Bailey Huneycutt-WCU	.434
7. Alyssa Woods-MER	.307	7. Kaili Phillips-UTC	.581	7. Samantha Lagrama-UNCG	.401
8. Sarah Squillace-SAM	.302	8. Maycin Brown-UNCG	.581	8. Myra Twitty-WCU	.396
9. Delaney Cumbie-UNCG	.301	9. Makenna Matthijs-UNCG	.573	9. Diamond Williams-MER	.386
10. Merritt Cahoon-SAM	.299	10. Myra Twitty-WCU	.553	10. Sarah Squillace-SAM	.385
Runs scored		Hits		Runs batted in	
1. Makenna Matthijs-UNCG	49	1. Emily Coltharp-UTC	68	1. Jordan Gontram-UNCG	51
2. Delaney Cumbie-UNCG	48	2. Rebeca Laudino-MER	60	2. Bailey Huneycutt-WCU	50
3. Maycin Brown-UNCG	39	3. Makenna Matthijs-UNCG	57	3. Grace Loftin-UNCG	46
4. Sarah Squillace-SAM	37	4. M.K. Tedder-SAM	57	4. Timberlyn Shurbutt-SAM	41
5. Ashlee Lykins-FUR	34	5. Ashlee Lykins-FUR	56	5. Makenna Matthijs-UNCG	41
6. Rebeca Laudino-MER	34	6. Maycin Brown-UNCG	55	6. M.K. Tedder-SAM	41
7. M.K. Tedder-SAM	33	7. Sarah Squillace-SAM	54	7. Kaili Phillips-UTC	35
8. Brooklynn Maxwell-UNCG	33	8. Brooklynn Brewington-WCU	50	8. Riley Ludlam-FUR	35
9. 3 tied at.....	31	9. Bailey Huneycutt-WCU	50	9. Reagan Armour-UTC	34
		10. 2 tied at.....	48	10. Diamond Williams-MER	34
Doubles		Triples		Home runs	
1. M.K. Tedder-SAM	19	1. Andrea Sarhatt-ETSU	4	1. Jordan Gontram-UNCG	19
2. Riley Ludlam-FUR	15	2. Makenna Matthijs-UNCG	3	2. Delaney Cumbie-UNCG	16
3. Gracey Kruse-UTC	14	3. Olivia Lipari-UTC	3	3. Bailey Huneycutt-WCU	15
4. Makenna Matthijs-UNCG	14	4. 10 tied at.....	2	4. Kaili Phillips-UTC	13
5. Acelynn Sellers-UTC	14			5. Reagan Armour-UTC	11
6. Grace Loftin-UNCG	14			6. Myra Twitty-WCU	11
7. Maycin Brown-UNCG	13			7. Samantha Lagrama-UNCG	11
8. Timberlyn Shurbutt-SAM	12			8. Grace Loftin-UNCG	11
9. Diamond Williams-MER	11			9. Makenna Matthijs-UNCG	11
10. 2 tied at.....	10			10. 3 tied at.....	9
Total bases		Walks		Hit by pitch	
1. Jordan Gontram-UNCG	111	1. M.K. Tedder-SAM	33	1. Delaney Cumbie-UNCG	22
2. Makenna Matthijs-UNCG	110	2. Maycin Brown-UNCG	32	2. Kaili Phillips-UTC	18
3. Bailey Huneycutt-WCU	102	3. Emily Bartlett-FUR	30	3. Grace Prom-MER	15
4. Delaney Cumbie-UNCG	101	4. Delaney Cumbie-UNCG	29	4. Natalie Henry-WCU	12
5. M.K. Tedder-SAM	101	5. Bailey Huneycutt-WCU	26	5. Emily Bartlett-FUR	11
6. Maycin Brown-UNCG	97	6. Natalie Morgan-FUR	26	6. Maycin Brown-UNCG	10
7. Grace Loftin-UNCG	92	7. Myra Twitty-WCU	26	7. Natalie Morgan-FUR	10
8. Reagan Armour-UTC	85	8. Tori Hedgecock-MER	24	8. Kasidy Dunn-ETSU	6
9. Riley Ludlam-FUR	82	9. Kenlie Harvey-MER	24	9. Kenlie Harvey-MER	6
10. Olivia Lipari-UTC	81	10. Samantha Lagrama-UNCG	23	10. 2 tied at.....	5
Sac bunts		Sac flies		Stolen bases	
1. Alex Rose Molinar-FUR	10	1. Riley Ludlam-FUR	7	1. Brooklynn Brewington-WCU	33
2. Kailley Snell-UTC	9	2. Liz Rodebaugh-UTC	5	2. Emily Coltharp-UTC	24
3. Gwynnie Hornibrook-SAM	7	3. Riley Nayadley-ETSU	4	3. Kelly Warren-ETSU	24
4. Acelynn Sellers-UTC	7	4. Jessie Shipley-UNCG	3	4. Ashlee Lykins-FUR	21
5. McKayla Cothran-SAM	7	5. Gwynnie Hornibrook-SAM	3	5. Andrea Sarhatt-ETSU	18
6. Reagan Armour-UTC	6	6. Delaney Cumbie-UNCG	3	6. Rebeca Laudino-MER	17
7. Gracey Kruse-UTC	6	7. Alex Rose Molinar-FUR	3	7. Cameron Young-ETSU	14
8. Presley Williamson-UTC	6	8. 13 tied at.....	2	8. Riley Nayadley-ETSU	12
9. 3 tied at.....	5			9. Amanda Briskin-SAM	12
				10. 2 tied at.....	10

Total plate appearances	
1. Maycin Brown-UNCG	210
Makenna Matthijs-UNCG	210
3. Delaney Cumbie-UNCG	208
4. Sarah Squillace-SAM	207
5. Ashlee Lykins-FUR	205
6. Emily Coltharp-UTC	200
7. Olivia Lipari-UTC	195
8. Rebeca Laudino-MER	193
9. Kelly Warren-ETSU	191
Brooklynn Brewington-WCU	191

At bats	
1. Makenna Matthijs-UNCG	192
2. Ashlee Lykins-FUR	191
3. Sarah Squillace-SAM	179
4. Rebeca Laudino-MER	178
Emily Coltharp-UTC	178
6. Kelly Warren-ETSU	174
7. Brooklynn Brewington-WCU	170
8. Olivia Lipari-UTC	169
Annie Potter-MER	169
10. 2 tied at.....	167

Steal attempts	
1. Brooklynn Brewington-WCU	40
2. Kelly Warren-ETSU	34
3. Emily Coltharp-UTC	26
4. Ashlee Lykins-FUR	22
Andrea Sarhatt-ETSU	22
6. Rebeca Laudino-MER	20
7. Cameron Young-ETSU	18
8. Riley Nayadley-ETSU	15
Amanda Briskin-SAM	15
10. Kailey Snell-UTC	12

Strikeouts	
1. Natalie Morgan-FUR	43
2. Kelly Warren-ETSU	42
3. Kenlie Harvey-MER	37
4. Sara Muir-ETSU	36
Chrissy Fleming-FUR	36
Gracey Kruse-UTC	36
7. Brooklynn Brewington-WCU	35
8. Natalie Henry-WCU	34
9. Maycin Brown-UNCG	32
10. 5 tied at.....	31

Caught stealing	
1. Kelly Warren-ETSU	10
2. Brooklynn Brewington-WCU	7
3. Carolina Davis-ETSU	5
Alyssa Woods-MER	5
5. Kasidy Dunn-ETSU	4
Cameron Young-ETSU	4
Caitlin Goldwait-FUR	4
Bailey Turnbow-ETSU	4
Andrea Sarhatt-ETSU	4
10. 4 tied at.....	3

Grounded into DP	
1. Riley Tucker-ETSU	3
Timberlyn Shurbutt-SAM	3
3. Sara Muir-ETSU	2
Cameron Young-ETSU	2
Addie Pate-WCU	2
Myra Twitty-WCU	2
Rebeca Laudino-MER	2
Gwynnie Hornibrook-SAM	2
Kolby Holcombe-SAM	2
10. 24 tied at.....	1

The Automated ScoreBook
SoCon Pitching Leaders (as of May 19, 2022)
(All games)

Hitting minimums - 1 Games 50% of Games 2.0 AB/Game 2.5 TPA/Game
Pitching minimums - 1 Games 1.0 IP/Game

Earned run avg		Opposing bat avg		Innings pitched	
1. McKenzie Newcomb-SAM	1.86	1. Morgan Scott-UNCG	.212	1. Morgan Scott-UNCG	249.0
2. Morgan Scott-UNCG	2.28	2. Brooke Parrott-UTC	.223	2. McKenzie Newcomb-SAM	188.1
3. Brooke Parrott-UTC	2.48	3. McKenzie Newcomb-SAM	.227	3. Sierra Tufts-FUR	182.0
4. Jordyn Partain-SAM	2.59	4. Jordyn Partain-SAM	.230	4. Hannah Pitts-MER	178.2
5. Hannah Wood-UTC	2.89	5. Hannah Pitts-MER	.244	5. Savannah Rice-WCU	168.1
6. Savannah Rice-WCU	2.99	6. Reese Byrd-UNCG	.247	6. Jordyn Partain-SAM	143.1
7. Sierra Tufts-FUR	3.42	7. Savannah Rice-WCU	.256	7. Brooke Parrott-UTC	141.1
8. Reese Byrd-UNCG	3.73	8. Izzy Alley-UTC	.266	8. Allison Farr-ETSU	130.1
9. Hannah Pitts-MER	3.84	9. Sierra Tufts-FUR	.269	9. Katie Rearley-MER	103.2
10. Izzy Alley-UTC	4.54	10. Allison Farr-ETSU	.274	10. Reese Byrd-UNCG	99.1
Batters struck out		Batters SO out looking		Wins	
1. Morgan Scott-UNCG	286	1. Morgan Scott-UNCG	84	1. Morgan Scott-UNCG	25
2. McKenzie Newcomb-SAM	175	2. McKenzie Newcomb-SAM	41	2. McKenzie Newcomb-SAM	21
3. Savannah Rice-WCU	151	3. Savannah Rice-WCU	38	3. Brooke Parrott-UTC	15
4. Hannah Pitts-MER	128	4. Hannah Pitts-MER	34	4. Reese Byrd-UNCG	11
5. Sierra Tufts-FUR	94	5. Sierra Tufts-FUR	28	Jordyn Partain-SAM	11
6. Allison Farr-ETSU	91	Allison Farr-ETSU	28	6. Savannah Rice-WCU	10
7. Brooke Parrott-UTC	84	7. Whitley Arnott-ETSU	21	Sierra Tufts-FUR	10
8. Whitley Arnott-ETSU	74	8. Brooke Parrott-UTC	12	8. Hannah Pitts-MER	7
Jordyn Partain-SAM	74	Jayme Eilers-WCU	12	9. Katie Rearley-MER	6
10. Reese Byrd-UNCG	58	10. Reese Byrd-UNCG	11	10. 5 tied at.....	5
Saves		Appearances		Games started	
1. Isabella Cear-FUR	2	1. Morgan Scott-UNCG	42	1. Morgan Scott-UNCG	36
Morgan Scott-UNCG	2	2. Brooke Parrott-UTC	35	2. Sierra Tufts-FUR	32
Brooke Parrott-UTC	2	3. Hannah Pitts-MER	34	3. Savannah Rice-WCU	26
Hannah Wood-UTC	2	McKenzie Newcomb-SAM	34	McKenzie Newcomb-SAM	26
Whitley Arnott-ETSU	2	Sierra Tufts-FUR	34	Hannah Pitts-MER	26
6. 8 tied at.....	1	6. Whitley Arnott-ETSU	33	6. Allison Farr-ETSU	25
		Allison Farr-ETSU	33	Brooke Parrott-UTC	25
		8. Jordyn Partain-SAM	30	8. Jordyn Partain-SAM	22
		9. Savannah Rice-WCU	29	9. Katie Rearley-MER	18
		10. Hannah Wood-UTC	28	Reese Byrd-UNCG	18
Games finished		Games in relief		Sac bunts allowed	
1. Bailey Tanner-FUR	17	1. Bailey Tanner-FUR	19	1. Savannah Rice-WCU	23
2. Sara Muir-ETSU	14	Sara Muir-ETSU	19	2. Jordyn Partain-SAM	20
3. Whitley Arnott-ETSU	13	MacKenzie Dyson-ETSU	19	3. Hannah Pitts-MER	19
MacKenzie Dyson-ETSU	13	4. Whitley Arnott-ETSU	18	4. Whitley Arnott-ETSU	14
5. Hannah Wood-UTC	12	Hannah Wood-UTC	18	Tessa Juett-WCU	14
6. Makenzie Martin-WCU	10	6. Makenzie Martin-WCU	12	6. Allison Farr-ETSU	12
Isabella Cear-FUR	10	7. Alyssa Lavdis-UTC	11	McKenzie Newcomb-SAM	12
8. 4 tied at.....	8	Isabella Cear-FUR	11	Morgan Scott-UNCG	12
		9. Brooke Parrott-UTC	10	9. Brooke Parrott-UTC	11
		Izzy Alley-UTC	10	10. Sierra Tufts-FUR	9
Sac flies allowed		Losses		Runners picked off	
1. Whitley Arnott-ETSU	7	1. Allison Farr-ETSU	18	1. Amber Atkins-ETSU	3
Brooke Parrott-UTC	7	2. Hannah Pitts-MER	17	2. Riley Ludlam-FUR	2
Katie Rearley-MER	7	Sierra Tufts-FUR	17	3. Tori Ash-MER	1
4. Isabella Cear-FUR	6	4. Savannah Rice-WCU	16		
Hannah Pitts-MER	6	Whitley Arnott-ETSU	16		
6. 7 tied at.....	4	6. Morgan Scott-UNCG	12		
		7. Katie Rearley-MER	11		
		8. Tessa Juett-WCU	10		
		Riley Hickok-MER	10		
		10. 3 tied at.....	9		

Wild pitches	
1. Izzy Alley-UTC	31
2. Riley Hickok-MER	13
3. Whitley Arnott-ETSU	11
Brooke Parrott-UTC	11
Morgan Scott-UNCG	11
6. Tessa Juett-WCU	9
Lauralee Scott-FUR	9
8. Sierra Tufts-FUR	8
Jordyn Partain-SAM	8
10. Bailey Pattison-MER	7

Balks

Hit batters	
1. Allison Farr-ETSU	28
2. Hannah Pitts-MER	22
3. Savannah Rice-WCU	21
Whitley Arnott-ETSU	21
5. Reese Byrd-UNCG	19
6. Katie Rearley-MER	18
7. Brooke Parrott-UTC	16
8. MacKenzie Dyson-ETSU	13
9. Jordyn Partain-SAM	11
10. Sierra Tufts-FUR	9

Intentional BB allowed	
1. Allison Farr-ETSU	2

Hits allowed	
1. Lauralee Scott-FUR	90
2. Reese Byrd-UNCG	95
3. Izzy Alley-UTC	97
4. Hannah Wood-UTC	102
5. Brooke Parrott-UTC	116
6. Whitley Arnott-ETSU	117
7. Jordyn Partain-SAM	123
8. Tessa Juett-WCU	128
9. Katie Rearley-MER	136
10. Allison Farr-ETSU	142

Runs allowed	
1. Hannah Wood-UTC	54
2. Lauralee Scott-FUR	57
3. McKenzie Newcomb-SAM	62
4. Reese Byrd-UNCG	65
5. Jordyn Partain-SAM	67
6. Brooke Parrott-UTC	70
7. Izzy Alley-UTC	75
8. Whitley Arnott-ETSU	79
9. Tessa Juett-WCU	93
10. Savannah Rice-WCU	99

Earned runs allowed	
1. Hannah Wood-UTC	37
2. Lauralee Scott-FUR	44
3. McKenzie Newcomb-SAM	50
Brooke Parrott-UTC	50
5. Reese Byrd-UNCG	53
Jordyn Partain-SAM	53
7. Izzy Alley-UTC	56
8. Whitley Arnott-ETSU	66
9. Savannah Rice-WCU	72
10. Tessa Juett-WCU	75

Walks allowed	
1. Hannah Wood-UTC	24
2. McKenzie Newcomb-SAM	28
3. Katie Rearley-MER	34
4. Tessa Juett-WCU	36
5. Lauralee Scott-FUR	37
6. Reese Byrd-UNCG	40
Izzy Alley-UTC	40
8. Savannah Rice-WCU	46
9. Hannah Pitts-MER	47
10. Whitley Arnott-ETSU	52

Doubles allowed	
1. Lauralee Scott-FUR	11
2. Izzy Alley-UTC	15
Hannah Wood-UTC	15
4. Katie Rearley-MER	17
Reese Byrd-UNCG	17
6. Brooke Parrott-UTC	18
7. Tessa Juett-WCU	21
8. Allison Farr-ETSU	23
9. Jordyn Partain-SAM	24
Whitley Arnott-ETSU	24

Triples allowed	
1. Whitley Arnott-ETSU	0
Hannah Wood-UTC	0
Izzy Alley-UTC	0
4. Jordyn Partain-SAM	1
Sierra Tufts-FUR	1
Reese Byrd-UNCG	1
7. Tessa Juett-WCU	2
Morgan Scott-UNCG	2
9. Allison Farr-ETSU	3
10. McKenzie Newcomb-SAM	4

Home runs allowed	
1. Lauralee Scott-FUR	6
2. Hannah Wood-UTC	7
Jordyn Partain-SAM	7
4. Sierra Tufts-FUR	8
5. Izzy Alley-UTC	11
6. Brooke Parrott-UTC	12
7. McKenzie Newcomb-SAM	14
8. Reese Byrd-UNCG	16
Whitley Arnott-ETSU	16
10. Tessa Juett-WCU	17

The Automated ScoreBook
SoCon Fielding Leaders (as of May 19, 2022)
(All games)

Hitting minimums - 1 Games 50% of Games
Pitching minimums - 1 Games 1.0 IP/Game

Fielding pct		Chances		Putouts	
1. Adele Braun-MER	1.000	1. Emily Bartlett-FUR	437	1. Emily Bartlett-FUR	423
Sara Muir-ETSU	1.000	2. Acelynn Sellers-UTC	401	2. Acelynn Sellers-UTC	381
Elisa Rosado-MER	1.000	3. Delaney Cumbie-UNCG	379	3. Delaney Cumbie-UNCG	354
Bailey Treadway-WCU	1.000	4. Kolby Holcombe-SAM	305	4. Kolby Holcombe-SAM	281
Morgan Hall-MER	1.000	5. Merritt Cahoon-SAM	268	5. Merritt Cahoon-SAM	253
Abigail Dorsett-SAM	1.000	6. Samantha Reelee-WCU	265	6. Myra Twitty-WCU	252
Savannah Ricketts-ETSU	1.000	7. Myra Twitty-WCU	263	7. Diamond Williams-MER	245
Claudia Riddle-WCU	1.000	8. Diamond Williams-MER	260	8. Samantha Reelee-WCU	242
Ashley Gontram-UNCG	1.000	9. Natalie Morgan-FUR	245	9. Carolina Davis-ETSU	206
Skylar Berkiser-UTC	1.000	10. Alex Rose Molinar-FUR	218	10. Samantha Lagrama-UNCG	203
Assists		Fielding double plays		Passed balls	
1. Alex Rose Molinar-FUR	129	1. Emily Bartlett-FUR	16	1. Amber Atkins-ETSU	13
2. Kailley Snell-UTC	127	2. Acelynn Sellers-UTC	13	2. Samantha Reelee-WCU	7
3. Timberlyn Shurbutt-SAM	119	3. Natalie Morgan-FUR	11	Riley Ludlam-FUR	7
4. Kaili Phillips-UTC	118	4. Carolina Davis-ETSU	10	Samantha Lagrama-UNCG	7
5. Natalie Morgan-FUR	110	Bailey Huneycutt-WCU	10	5. Delaney Cumbie-UNCG	6
6. Chloe Fabio-FUR	108	6. Alex Rose Molinar-FUR	9	Presley Williamson-UTC	6
7. Bailey Huneycutt-WCU	106	Chloe Fabio-FUR	9	7. Kolby Holcombe-SAM	4
8. M.K. Tedder-SAM	105	Emily Coltharp-UTC	9	8. Tori Ash-MER	3
9. Annie Potter-MER	94	Merritt Cahoon-SAM	9	Mattie Mentel-WCU	3
10. Lindsay Perillo-WCU	93	10. 3 tied at.....	8	10. 2 tied at.....	2
Catchers interference		Steal attempts against		Stolen bases against	
1. Samantha Reelee-WCU	1	1. Riley Ludlam-FUR	81	1. Riley Ludlam-FUR	72
		2. Samantha Reelee-WCU	69	2. Samantha Reelee-WCU	59
		3. Amber Atkins-ETSU	66	3. Amber Atkins-ETSU	45
		4. Tori Ash-MER	54	4. Sierra Tufts-FUR	44
		5. Delaney Cumbie-UNCG	51	5. Tori Ash-MER	43
		6. Sierra Tufts-FUR	50	6. Delaney Cumbie-UNCG	42
		7. Kolby Holcombe-SAM	44	7. Kolby Holcombe-SAM	34
		8. Morgan Scott-UNCG	39	Jayce Purdy-UTC	34
		9. Savannah Rice-WCU	38	9. Morgan Scott-UNCG	32
		10. Presley Williamson-UTC	37	Presley Williamson-UTC	32
Caught stealing by		Errors			
1. Amber Atkins-ETSU	21	1. Kaili Phillips-UTC	27		
2. Tori Ash-MER	11	2. Alex Rose Molinar-FUR	22		
3. Samantha Reelee-WCU	10	3. Annie Potter-MER	18		
Kolby Holcombe-SAM	10	4. Brooklynn Maxwell-UNCG	15		
5. Delaney Cumbie-UNCG	9	5. Natalie Morgan-FUR	14		
Riley Ludlam-FUR	9	Riley Nayadley-ETSU	14		
7. Allison Farr-ETSU	8	7. Lindsay Perillo-WCU	13		
Hannah Pitts-MER	8	8. Emily Coltharp-UTC	12		
9. 3 tied at.....	7	Riley Ludlam-FUR	12		
		10. 2 tied at.....	11		

The Automated ScoreBook
Game Highs for SoCon (as of May 19, 2022)
(All games)

TEAM GAME HIGHS

Batting

At bats:	40	-	UNCG (vs Campbell, Apr 20, 2022)
	40	-	Mercer (vs Loyola Chicago, Feb 11, 2022)
Runs scored:	19	-	UNCG (vs Mercer, Mar 27, 2022)
Hits:	16	-	(5 times)
RBIs:	19	-	UNCG (vs Mercer, Mar 27, 2022)
Doubles:	5	-	UNCG (vs Charlotte, Mar 15, 2022)
	5	-	Western Carolina (vs Mercer, Apr 15, 2022)
Triples:	2	-	UNCG (vs Towson, Feb 26, 2022)
	2	-	Mercer (vs Loyola Chicago, Feb 13, 2022)
Home runs:	8	-	UNCG (vs Mercer, Mar 27, 2022)
Total bases:	41	-	UNCG (vs Mercer, Mar 27, 2022)
Walks:	11	-	Mercer (vs Iona, Mar 11, 2022)
Strikeouts:	15	-	Chattanooga (vs UNCG, Apr 09, 2022)
Sac hits:	4	-	(4 times)
Sac flies:	3	-	Chattanooga (vs Purdue Fort Wayne, Feb 20, 2022)
Stolen bases:	11	-	ETSU (vs Morehead, Feb 19, 2022)
Caught stealing:	3	-	ETSU (vs Radford, Feb 11, 2022)
	3	-	Western Carolina (vs Norfolk State, Mar 13, 2022)
Hit by pitch:	4	-	UNCG (vs Radford, Mar 30, 2022)
Runners LOB:	13	-	Furman (vs Charleston Southern, Apr 12, 2022)
	13	-	UNCG (vs Campbell, Apr 20, 2022)
Hit into DP:	3	-	Mercer (vs Clemson, Mar 09, 2022)

Fielding

Putouts:	32	-	UNCG (vs Campbell, Apr 20, 2022)
Assists:	19	-	Samford (vs Austin Peay, Mar 11, 2022)
Errors:	5	-	(6 times)
Passed balls:	3	-	Western Carolina (vs Winthrop, Feb 19, 2022)
DPs turned:	2	-	(12 times)

Pitching

Innings pitched:	10.2	-	UNCG (vs Campbell, Apr 20, 2022)
Strikeouts:	16	-	UNCG (vs Radford, Mar 30, 2022)
Wild pitches:	6	-	Chattanooga (vs Toledo, Mar 04, 2022)
Hit batters:	5	-	ETSU (vs South Carolina, Apr 09, 2022)
	5	-	ETSU (vs USC Upstate, Mar 30, 2022)

The Automated ScoreBook
Game Highs for SoCon (as of May 19, 2022)
(All games)

GAME HIGHS (BOTH TEAMS)

Batting

At bats:	72	-	Samford vs Mercer (Apr 03, 2022)
Runs scored:	20	-	Western Carolina vs ETSU (Mar 27, 2022)
	20	-	Mercer vs UNCG (Mar 27, 2022)
Hits:	27	-	Western Carolina vs ETSU (Mar 27, 2022)
RBIs:	20	-	Mercer vs UNCG (Mar 27, 2022)
Doubles:	7	-	Mercer vs Samford (May 12, 2022)
Triples:	2	-	Towson vs UNCG (Feb 26, 2022)
	2	-	Loyola Chicago vs Mercer (Feb 13, 2022)
Home runs:	8	-	Mercer vs UNCG (Mar 27, 2022)
	8	-	Chattanooga vs UNCG (May 14, 2022)
Total bases:	45	-	Mercer vs UNCG (Mar 27, 2022)
Walks:	13	-	UNCG vs ETSU (Apr 15, 2022)
Strikeouts:	21	-	Chattanooga vs UNCG (Apr 09, 2022)
Sac hits:	5	-	Chattanooga vs Western Carolina (May 07, 2022)
Sac flies:	3	-	Western Carolina vs Furman (Apr 23, 2022)
	3	-	Purdue Fort Wayne vs Chattanooga (Feb 20, 2022)
Stolen bases:	11	-	ETSU vs Morehead (Feb 19, 2022)
Caught stealing:	3	-	(4 times)
Hit by pitch:	5	-	ETSU vs Mercer (Apr 23, 2022)
Runners LOB:	19	-	UNCG vs ETSU (Apr 15, 2022)
Hit into DP:	3	-	Mercer vs Clemson (Mar 09, 2022)

Fielding

Putouts:	60	-	ETSU vs Mercer (Apr 23, 2022)
Assists:	25	-	Western Carolina vs Furman (Apr 23, 2022)
Errors:	7	-	Furman vs Chattanooga (Mar 26, 2022)
Passed balls:	3	-	Western Carolina vs Winthrop (Feb 19, 2022)
DPs turned:	3	-	Mercer vs Clemson (Mar 09, 2022)

Pitching

Innings pitched:	20.0	-	ETSU vs Mercer (Apr 23, 2022)
Strikeouts:	21	-	Chattanooga vs UNCG (Apr 09, 2022)
Wild pitches:	6	-	Toledo vs Chattanooga (Mar 04, 2022)
Hit batters:	5	-	ETSU vs USC Upstate (Mar 30, 2022)
	5	-	ETSU vs South Carolina (Apr 09, 2022)
	5	-	ETSU vs Mercer (Apr 23, 2022)

The Automated ScoreBook
Game Highs for SoCon (as of May 19, 2022)
(All games)

INDIVIDUAL GAME HIGHS

Batting

At bats:	5	-	(55 times)
Runs scored:	4	-	R. Laudino, Mercer (vs Jacksonville, Feb 19, 2022)
Hits:	4	-	(6 times)
RBIs:	6	-	(4 times)
Doubles:	3	-	G. Loftin, UNCG (vs Elon, Mar 20, 2022)
	3	-	M. Matthijs, UNCG (vs Samford, May 13, 2022)
Triples:	2	-	B. Batten, UNCG (vs Towson, Feb 26, 2022)
Home runs:	3	-	Armour, Chattanooga (vs UNCG, May 14, 202)
	3	-	G. Loftin, UNCG (vs Mercer, Mar 27, 2022)
Total bases:	12	-	Armour, Chattanooga (vs UNCG, May 14, 202)
	12	-	G. Loftin, UNCG (vs Mercer, Mar 27, 2022)
Walks:	3	-	(11 times)
Strikeouts:	4	-	S. Muir, ETSU (vs Samford, May 11, 2022)
	4	-	Coltharp, Chattanooga (vs Auburn, Apr 20, 2022)
	4	-	Morgan, Furman (vs Georgetown, Feb 19, 2022)
Sac hits:	2	-	(10 times)
Sac flies:	1	-	(80 times)
Stolen bases:	3	-	(5 times)
Caught stealing:	2	-	K. Warren, ETSU (vs Samford, Apr 30, 2022)
Hit by pitch:	2	-	(11 times)
Runners LOB:	7	-	A. Woods, Mercer (vs Dartmouth, Mar 19, 2022)
	7	-	Lipari, Chattanooga (vs ETSU, Apr 02, 2022)
	7	-	T. Ash, Mercer (vs Stetson, Mar 12, 2022)

Fielding

Putouts:	16	-	Bartlett, Furman (vs Western Carolina, Apr 24, 2022)
	16	-	D. Cumbie, UNCG (vs Chattanooga, Apr 09, 2022)
Assists:	9	-	Morgan, Furman (vs Western Carolina, Apr 24, 2022)
Errors:	3	-	T. Hedgecock, Mercer (vs UNCG, Mar 26, 2022)
	3	-	Phillips, Chattanooga (vs Mercer, May 01, 2022)
Passed balls:	3	-	Reele, Western Carolina (vs Winthrop, Feb 19, 2022)

Pitching

Innings pitched:	10.2	-	M. Scott, UNCG (vs Campbell, Apr 20, 2022)
Strikeouts:	16	-	M. Scott, UNCG (vs Radford, Mar 30, 2022)
Wild pitches:	6	-	Alley, Chattanooga (vs Toledo, Mar 04, 2022)
Hit batters:	5	-	A. Farr, ETSU (vs USC Upstate, Mar 30, 2022)

The Automated ScoreBook
SoCon Batting Leaders (Final)
(SoCon games only)

Hitting minimums - 1 Games 50% of Games 2.0 AB/Game 2.5 TPA/Game
Pitching minimums - 1 Games 1.0 IP/Game

Batting avg		Slugging pct		On base pct	
1. UNCG	.292	1. UNCG	.603	1. UNCG	.401
2. Chattanooga	.286	2. Chattanooga	.477	2. Samford	.356
3. Samford	.282	3. Western Carolina	.436	3. Chattanooga	.349
4. Western Carolina	.247	4. Samford	.428	4. Western Carolina	.333
5. ETSU	.242	5. Furman	.331	5. Mercer	.315
6. Mercer	.238	6. Mercer	.307	6. Furman	.311
7. Furman	.230	7. ETSU	.301	7. ETSU	.285
Runs scored		Hits		Runs batted in	
1. UNCG	124	1. Chattanooga	144	1. UNCG	116
2. Chattanooga	93	2. Samford	141	2. Chattanooga	88
3. Western Carolina	85	3. UNCG	138	3. Western Carolina	79
4. Samford	80	4. ETSU	119	4. Samford	72
5. Furman	60	5. Western Carolina	114	5. Furman	53
6. Mercer	54	6. Mercer	110	6. Mercer	50
7. ETSU	44	7. Furman	104	7. ETSU	39
Doubles		Triples		Home runs	
1. Chattanooga	28	1. Chattanooga	4	1. UNCG	42
2. Samford	23	2. ETSU	3	2. Western Carolina	22
3. Mercer	20	3. Furman	2	3. Chattanooga	20
4. Western Carolina	19	UNCG	2	4. Samford	16
5. Furman	18	5. Samford	1	5. Furman	8
6. ETSU	17	Western Carolina	1	6. Mercer	4
UNCG	17			7. ETSU	2
Total bases		Total plate appearances		At bats	
1. UNCG	285	1. Chattanooga	581	1. Chattanooga	503
2. Chattanooga	240	2. UNCG	579	2. Samford	500
3. Samford	214	3. Samford	576	3. ETSU	492
4. Western Carolina	201	4. ETSU	537	4. UNCG	473
5. Furman	150	5. Mercer	536	5. Mercer	463
6. ETSU	148	6. Furman	529	6. Western Carolina	461
7. Mercer	142	7. Western Carolina	527	7. Furman	453
Walks		Hit by pitch		Strikeouts	
1. UNCG	73	1. Furman	19	1. ETSU	92
2. Samford	54	2. UNCG	17	2. Western Carolina	88
3. Western Carolina	52	3. Mercer	16	3. Chattanooga	87
4. Chattanooga	41	4. Chattanooga	11	Mercer	87
5. Mercer	38	5. ETSU	8	5. Furman	82
6. Furman	37	Western Carolina	8	6. UNCG	62
7. ETSU	23	7. Samford	5	7. Samford	53
Sac bunts		Sac flies		Stolen bases	
1. Chattanooga	20	1. Chattanooga	6	1. ETSU	42
2. Mercer	15	UNCG	6	2. Samford	23
Furman	15	3. Furman	5	Western Carolina	23
4. Samford	14	4. Mercer	4	4. Chattanooga	21
5. UNCG	10	5. ETSU	3	5. Furman	18
ETSU	10	Samford	3	6. Mercer	14
7. Western Carolina	5	7. Western Carolina	1	7. UNCG	1
Caught stealing		Steal attempts		Grounded into DP	
1. ETSU	12	1. ETSU	54	1. ETSU	3
2. Furman	5	2. Western Carolina	27	Western Carolina	3
3. Western Carolina	4	3. Chattanooga	24	Samford	3
4. Mercer	3	Samford	24	4. Furman	2
Chattanooga	3	5. Furman	23	5. Mercer	1
6. Samford	1	6. Mercer	17		
UNCG	1	7. UNCG	2		

The Automated ScoreBook
SoCon Pitching Leaders (Final)
(SoCon games only)

Hitting minimums - 1 Games 50% of Games 2.0 AB/Game 2.5 TPA/Game
Pitching minimums - 1 Games 1.0 IP/Game

Earned run avg		Opposing bat avg		Innings pitched	
1. UNCG	1.46	1. Samford	.191	1. Samford	131.1
2. Samford	1.60	2. UNCG	.199	2. ETSU	128.0
3. Furman	3.21	3. Chattanooga	.265	3. Chattanooga	123.2
4. Chattanooga	3.23	4. ETSU	.269	4. UNCG	120.0
5. ETSU	4.10	5. Furman	.270	Mercer	120.0
6. Western Carolina	5.40	6. Mercer	.287	Furman	120.0
7. Mercer	6.30	7. Western Carolina	.333	7. Western Carolina	114.0
Batters struck out		Batters SO out looking		Wins	
1. UNCG	129	1. UNCG	27	1. UNCG	16
2. Samford	93	2. ETSU	23	2. Samford	15
3. ETSU	80	3. Samford	21	3. Chattanooga	9
4. Mercer	75	4. Mercer	19	4. Furman	8
5. Western Carolina	71	5. Furman	17	5. Mercer	7
6. Chattanooga	56	6. Western Carolina	15	6. Western Carolina	4
7. Furman	47	7. Chattanooga	5	ETSU	4
Losses		Saves		Runners picked off	
1. Western Carolina	14	1. UNCG	2	1. ETSU	2
ETSU	14	Chattanooga	2		
3. Mercer	11	3. Mercer	1		
4. Furman	10	Samford	1		
5. Chattanooga	9	ETSU	1		
6. Samford	3	Furman	1		
7. UNCG	2				
Sac bunts allowed		Sac flies allowed		Hits allowed	
1. ETSU	20	1. ETSU	7	1. UNCG	89
2. Western Carolina	19	2. Furman	6	2. Samford	90
3. Furman	12	3. Western Carolina	5	3. Furman	129
Chattanooga	12	4. Mercer	4	Chattanooga	129
Mercer	12	5. Chattanooga	3	5. ETSU	130
6. Samford	9	6. Samford	2	6. Mercer	140
7. UNCG	5	7. UNCG	1	7. Western Carolina	163
Runs allowed		Earned runs allowed		Walks allowed	
1. Samford	32	1. UNCG	25	1. UNCG	28
2. UNCG	40	2. Samford	30	2. Samford	32
3. Furman	76	3. Furman	55	3. Western Carolina	35
4. Chattanooga	77	4. Chattanooga	57	4. Mercer	37
5. ETSU	85	5. ETSU	75	5. Furman	46
6. Western Carolina	110	6. Western Carolina	88	6. Chattanooga	57
7. Mercer	120	7. Mercer	108	7. ETSU	83
Doubles allowed		Triples allowed		Home runs allowed	
1. UNCG	15	1. ETSU	0	1. Furman	3
2. ETSU	16	2. Samford	1	2. Samford	7
3. Samford	17	Chattanooga	1	UNCG	7
4. Chattanooga	21	UNCG	1	4. Chattanooga	14
5. Mercer	22	5. Furman	3	5. ETSU	21
6. Furman	24	Mercer	3	6. Western Carolina	28
7. Western Carolina	27	7. Western Carolina	4	7. Mercer	34
Wild pitches		Balks		Hit batters	
1. Chattanooga	14			1. ETSU	25
2. Mercer	10			2. Mercer	18
3. ETSU	8			3. Chattanooga	13
4. Furman	5			Western Carolina	13
5. Western Carolina	4			5. UNCG	7
UNCG	4			6. Samford	5
7. Samford	3			7. Furman	3

The Automated ScoreBook
SoCon Fielding Leaders (Final)
(SoCon games only)

Hitting minimums - 1 Games 50% of Games
Pitching minimums - 1 Games 1.0 IP/Game

Fielding pct	Chances	Putouts
1. Samford .980	1. Chattanooga 558	1. Samford 394
2. ETSU .977	2. Furman 553	2. ETSU 384
3. UNCG .974	3. Samford 537	3. Chattanooga 371
4. Mercer .963	4. ETSU 515	4. Furman 360
5. Western Carolina .957	5. Western Carolina 510	UNCG 360
6. Chattanooga .953	6. Mercer 491	Mercer 360
7. Furman .942	7. UNCG 456	7. Western Carolina 342
Assists	Errors	Fielding double plays
1. Chattanooga 161	1. Furman 32	1. Furman 8
Furman 161	2. Chattanooga 26	2. Chattanooga 6
3. Western Carolina 146	3. Western Carolina 22	3. Western Carolina 5
4. Samford 132	4. Mercer 18	4. UNCG 4
5. ETSU 119	5. ETSU 12	ETSU 4
6. Mercer 113	UNCG 12	Samford 4
7. UNCG 84	7. Samford 11	7. Mercer 2
Stolen bases against	Caught stealing by	Steal attempts against
1. Furman 32	1. Mercer 6	1. Furman 37
2. Chattanooga 30	2. Furman 5	2. Chattanooga 35
3. Western Carolina 23	Chattanooga 5	3. Western Carolina 26
4. ETSU 18	4. Samford 4	4. ETSU 22
5. Mercer 15	ETSU 4	5. Mercer 21
UNCG 15	6. Western Carolina 3	6. UNCG 17
7. Samford 9	7. UNCG 2	7. Samford 13
Passed balls	Catchers interference	
1. Furman 5	1. Western Carolina 1	
ETSU 5		
3. Chattanooga 4		
4. Samford 2		
5. UNCG 1		
Western Carolina 1		

The Automated ScoreBook
SoCon Batting Leaders (Final)
(SoCon games only)

Hitting minimums - 1 Games 50% of Games 2.0 AB/Game 2.5 TPA/Game
Pitching minimums - 1 Games 1.0 IP/Game

Batting avg		Slugging pct		On base pct	
1. M.K. Tedder-SAM	.415	1. Jordan Gontram-UNCG	.873	1. M.K. Tedder-SAM	.537
2. Reagan Armour-UTC	.389	2. Reagan Armour-UTC	.852	2. Maycin Brown-UNCG	.515
3. Emily Coltharp-UTC	.379	3. Bailey Huneycutt-WCU	.792	3. Bailey Huneycutt-WCU	.492
4. Makenna Matthijs-UNCG	.377	4. Maycin Brown-UNCG	.784	4. Samantha Lagrama-UNCG	.483
5. Maycin Brown-UNCG	.373	5. Grace Loftin-UNCG	.720	5. Myra Twitty-WCU	.458
6. Andrea Sarhatt-ETSU	.365	6. M.K. Tedder-SAM	.717	6. Delaney Cumbie-UNCG	.457
7. Brooklynn Brewington-WCU	.355	7. Makenna Matthijs-UNCG	.705	7. Natalie Morgan-FUR	.439
8. Bailey Huneycutt-WCU	.354	8. Myra Twitty-WCU	.674	8. Makenna Matthijs-UNCG	.433
Samantha Lagrama-UNCG	.354	9. Savannah Rice-WCU	.625	9. Diamond Williams-MER	.418
10. Gwynnie Hornibrook-SAM	.353	10. Delaney Cumbie-UNCG	.620	10. Emily Bartlett-FUR	.417
Runs scored		Hits		Runs batted in	
1. Maycin Brown-UNCG	20	1. Emily Coltharp-UTC	25	1. Jordan Gontram-UNCG	25
Makenna Matthijs-UNCG	20	2. Andrea Sarhatt-ETSU	23	2. Reagan Armour-UTC	20
3. Delaney Cumbie-UNCG	15	Makenna Matthijs-UNCG	23	Bailey Huneycutt-WCU	20
Sarah Squillace-SAM	15	4. Kailey Snell-UTC	22	4. M.K. Tedder-SAM	19
Bailey Huneycutt-WCU	15	Brooklynn Brewington-WCU	22	5. Grace Loftin-UNCG	18
6. Ashlee Lykins-FUR	14	M.K. Tedder-SAM	22	6. Diamond Williams-MER	16
7. Reagan Armour-UTC	13	7. Rebeca Laudino-MER	21	Makenna Matthijs-UNCG	16
8. Emily Coltharp-UTC	12	Ashlee Lykins-FUR	21	8. Savannah Rice-WCU	14
Myra Twitty-WCU	12	Acelynn Sellers-UTC	21	Maycin Brown-UNCG	14
10. 8 tied at.....	11	Reagan Armour-UTC	21	Timberlyn Shurbutt-SAM	14
Doubles		Triples		Home runs	
1. Riley Ludlam-FUR	9	1. Makenna Matthijs-UNCG	2	1. Jordan Gontram-UNCG	10
2. M.K. Tedder-SAM	7	2. 11 tied at.....	1	2. Reagan Armour-UTC	6
3. Acelynn Sellers-UTC	6			Maycin Brown-UNCG	6
4. Reagan Armour-UTC	5			Delaney Cumbie-UNCG	6
Diamond Williams-MER	5			Bailey Huneycutt-WCU	6
6. 7 tied at.....	4			Grace Loftin-UNCG	6
				7. Myra Twitty-WCU	5
				8. 6 tied at.....	4
Total bases		Walks		Hit by pitch	
1. Jordan Gontram-UNCG	48	1. M.K. Tedder-SAM	13	1. Delaney Cumbie-UNCG	8
2. Reagan Armour-UTC	46	Myra Twitty-WCU	13	2. Emily Bartlett-FUR	6
3. Makenna Matthijs-UNCG	43	3. Timberlyn Shurbutt-SAM	12	Natalie Morgan-FUR	6
4. Maycin Brown-UNCG	40	Samantha Lagrama-UNCG	12	4. Kaili Phillips-UTC	5
5. M.K. Tedder-SAM	38	Delaney Cumbie-UNCG	12	5. Maycin Brown-UNCG	4
Bailey Huneycutt-WCU	38	Maycin Brown-UNCG	12	Grace Prom-MER	4
7. Acelynn Sellers-UTC	36	Natalie Morgan-FUR	12	Natalie Henry-WCU	4
Grace Loftin-UNCG	36	8. Bailey Huneycutt-WCU	11	8. Rebeca Laudino-MER	3
9. 5 tied at.....	31	9. Sarah Squillace-SAM	10	9. 9 tied at.....	2
		10. 2 tied at.....	8		
Sac bunts		Sac flies		Stolen bases	
1. Alex Rose Molinar-FUR	6	1. Riley Ludlam-FUR	3	1. Brooklynn Brewington-WCU	14
2. Gracey Kruse-UTC	5	2. Liz Rodebaugh-UTC	2	2. Ashlee Lykins-FUR	10
McKayla Cothran-SAM	5	Brooklynn Maxwell-UNCG	2	Emily Coltharp-UTC	10
4. Reagan Armour-UTC	4	Annie Potter-MER	2	4. McKayla Cothran-SAM	8
5. 7 tied at.....	3	Kolby Holcombe-SAM	2	Andrea Sarhatt-ETSU	8
		6. 17 tied at.....	1	Kelly Warren-ETSU	8
				7. Rebeca Laudino-MER	7
				Kailey Snell-UTC	7
				Cameron Young-ETSU	7
				10. Riley Nayadley-ETSU	5

Total plate appearances	
1. Sarah Squillace-SAM	73
2. Emily Coltharp-UTC	72
3. Delaney Cumbie-UNCG	71
Kailey Snell-UTC	71
5. 7 tied at.....	68

At bats	
1. Emily Coltharp-UTC	66
2. Andrea Sarhatt-ETSU	63
Kailey Snell-UTC	63
4. Kelly Warren-ETSU	62
Ashlee Lykins-FUR	62
Acelynn Sellers-UTC	62
Rebeca Laudino-MER	62
Brooklynn Brewington-WCU	62
9. Makenna Matthijs-UNCG	61
Merritt Cahoon-SAM	61

Steal attempts	
1. Brooklynn Brewington-WCU	16
2. Kelly Warren-ETSU	12
3. Ashlee Lykins-FUR	11
Emily Coltharp-UTC	11
5. Andrea Sarhatt-ETSU	10
6. Cameron Young-ETSU	9
7. McKayla Cothran-SAM	8
Kailey Snell-UTC	8
9. Rebeca Laudino-MER	7
10. 2 tied at.....	5

Strikeouts	
1. Natalie Henry-WCU	17
2. Carolina Davis-ETSU	14
3. Acelynn Sellers-UTC	13
Chrissy Fleming-FUR	13
5. Amber Atkins-ETSU	12
Savannah Baldwin-WCU	12
Andrea Sarhatt-ETSU	12
Marina Griffin-FUR	12
Sara Muir-ETSU	12
10. 4 tied at.....	11

Caught stealing	
1. Kelly Warren-ETSU	4
2. Caitlin Goldwait-FUR	2
Carolina Davis-ETSU	2
Cameron Young-ETSU	2
Brooklynn Brewington-WCU	2
Andrea Sarhatt-ETSU	2
7. 15 tied at.....	1

Grounded into DP	
1. 12 tied at.....	1

The Automated ScoreBook
SoCon Pitching Leaders (Final)
(SoCon games only)

Hitting minimums - 1 Games 50% of Games 2.0 AB/Game 2.5 TPA/Game
Pitching minimums - 1 Games 1.0 IP/Game

Earned run avg		Opposing bat avg		Innings pitched	
1. Morgan Scott-UNCG	1.29	1. Jordyn Partain-SAM	.181	1. Morgan Scott-UNCG	86.2
2. McKenzie Newcomb-SAM	1.56	2. Morgan Scott-UNCG	.189	2. Sierra Tufts-FUR	71.2
3. Alyssa Lavdis-UTC	1.62	3. McKenzie Newcomb-SAM	.202	3. Jordyn Partain-SAM	68.2
4. Jordyn Partain-SAM	1.63	4. Allison Farr-ETSU	.214	4. Hannah Pitts-MER	63.0
5. Reese Byrd-UNCG	2.15	5. Reese Byrd-UNCG	.230	5. McKenzie Newcomb-SAM	62.2
6. Sierra Tufts-FUR	2.15	6. Hannah Pitts-MER	.230	6. Savannah Rice-WCU	60.0
7. Whitley Arnott-ETSU	2.75	7. Sierra Tufts-FUR	.237	7. Allison Farr-ETSU	56.2
8. Hannah Wood-UTC	3.23	8. Alyssa Lavdis-UTC	.241	8. Whitley Arnott-ETSU	43.1
9. Hannah Pitts-MER	3.33	9. Izzy Alley-UTC	.246	9. Brooke Parrott-UTC	42.0
10. Savannah Rice-WCU	3.38	10. Brooke Parrott-UTC	.258	10. Katie Rearley-MER	38.2
Batters struck out		Batters SO out looking		Wins	
1. Morgan Scott-UNCG	107	1. Morgan Scott-UNCG	26	1. Morgan Scott-UNCG	11
2. McKenzie Newcomb-SAM	54	2. Hannah Pitts-MER	14	2. McKenzie Newcomb-SAM	9
3. Savannah Rice-WCU	49	3. McKenzie Newcomb-SAM	13	3. Jordyn Partain-SAM	6
4. Hannah Pitts-MER	47	4. Sierra Tufts-FUR	12	4. Reese Byrd-UNCG	5
5. Jordyn Partain-SAM	39	5. Savannah Rice-WCU	12	5. Sierra Tufts-FUR	4
6. Allison Farr-ETSU	37	6. Whitley Arnott-ETSU	10	6. Savannah Rice-WCU	4
7. Sierra Tufts-FUR	32	7. Allison Farr-ETSU	10	7. 5 tied at.....	3
8. Whitley Arnott-ETSU	32	8. Jordyn Partain-SAM	8		
9. Brooke Parrott-UTC	23	9. Lauralee Scott-FUR	5		
10. 2 tied at.....	19	10. 2 tied at.....	3		
Saves		Appearances		Games started	
1. Bailey Pattison-MER	1	1. Morgan Scott-UNCG	14	1. Morgan Scott-UNCG	13
Hannah Wood-UTC	1	2. Sierra Tufts-FUR	12	2. Sierra Tufts-FUR	12
Alex Rodriguez-UNCG	1	Hannah Wood-UTC	12	3. Jordyn Partain-SAM	10
Morgan Scott-UNCG	1	Whitley Arnott-ETSU	12	Savannah Rice-WCU	10
Bailey Tanner-FUR	1	5. Jordyn Partain-SAM	11	Allison Farr-ETSU	10
Jordyn Partain-SAM	1	Brooke Parrott-UTC	11	6. Brooke Parrott-UTC	9
Whitley Arnott-ETSU	1	Allison Farr-ETSU	11	Hannah Pitts-MER	9
Alyssa Lavdis-UTC	1	Savannah Rice-WCU	11	8. McKenzie Newcomb-SAM	8
		McKenzie Newcomb-SAM	11	9. Katie Rearley-MER	7
		10. Hannah Pitts-MER	9	10. 2 tied at.....	6
Games finished		Games in relief		Sac bunts allowed	
1. Alyssa Lavdis-UTC	7	1. Hannah Wood-UTC	9	1. Savannah Rice-WCU	10
Bailey Tanner-FUR	7	2. Alyssa Lavdis-UTC	8	2. Whitley Arnott-ETSU	8
3. Sara Muir-ETSU	6	3. Bailey Tanner-FUR	7	3. Tessa Juett-WCU	7
Makenzie Martin-WCU	6	Sara Muir-ETSU	7	4. Hannah Pitts-MER	6
5. Hannah Wood-UTC	5	Whitley Arnott-ETSU	7	Jordyn Partain-SAM	6
6. Whitley Arnott-ETSU	4	6. Makenzie Martin-WCU	6	Brooke Parrott-UTC	6
7. MacKenzie Dyson-ETSU	3	7. MacKenzie Dyson-ETSU	5	7. Sierra Tufts-FUR	5
McKenzie Newcomb-SAM	3	8. Emme Buzhardt-FUR	3	Allison Farr-ETSU	5
9. 8 tied at.....	2	McKenzie Newcomb-SAM	3	9. Lauralee Scott-FUR	4
		Bailey Pattison-MER	3	Sara Muir-ETSU	4
Sac flies allowed		Losses		Runners picked off	
1. Tessa Juett-WCU	3	1. Savannah Rice-WCU	7	1. Amber Atkins-ETSU	2
Sierra Tufts-FUR	3	2. Hannah Pitts-MER	6		
Allison Farr-ETSU	3	Allison Farr-ETSU	6		
4. Emme Buzhardt-FUR	2	4. Sierra Tufts-FUR	5		
Makenzie Martin-WCU	2	Tessa Juett-WCU	5		
Whitley Arnott-ETSU	2	6. Katie Rearley-MER	4		
Katie Rearley-MER	2	Whitley Arnott-ETSU	4		
8. 11 tied at.....	1	Brooke Parrott-UTC	4		
		9. Lauralee Scott-FUR	3		
		10. 5 tied at.....	2		

Wild pitches	
1. Izzy Alley-UTC	8
2. Sara Muir-ETSU	4
3. Tori Hedgecock-MER	3
Whitley Arnott-ETSU	3
Hannah Pitts-MER	3
Brooke Parrott-UTC	3
Hannah Wood-UTC	3
Morgan Scott-UNCG	3
Emme Buzhardt-FUR	3
Bailey Pattison-MER	3

Intentional BB allowed	
1. Allison Farr-ETSU	2

Earned runs allowed	
1. Alyssa Lavdis-UTC	5
2. Reese Byrd-UNCG	9
3. Hannah Wood-UTC	14
McKenzie Newcomb-SAM	14
5. Morgan Scott-UNCG	16
Jordyn Partain-SAM	16
7. Izzy Alley-UTC	17
Whitley Arnott-ETSU	17
9. Brooke Parrott-UTC	21
10. Sierra Tufts-FUR	22

Triples allowed	
1. Alyssa Lavdis-UTC	0
McKenzie Newcomb-SAM	0
Hannah Pitts-MER	0
Sierra Tufts-FUR	0
Whitley Arnott-ETSU	0
Allison Farr-ETSU	0
Makenzie Martin-WCU	0
Izzy Alley-UTC	0
Reese Byrd-UNCG	0
Hannah Wood-UTC	0

Balks	
-------	--

Hits allowed	
1. Alyssa Lavdis-UTC	20
2. Reese Byrd-UNCG	26
3. Izzy Alley-UTC	29
4. Makenzie Martin-WCU	36
5. Hannah Wood-UTC	39
6. Brooke Parrott-UTC	41
7. Allison Farr-ETSU	43
8. Jordyn Partain-SAM	44
9. Whitley Arnott-ETSU	46
McKenzie Newcomb-SAM	46

Walks allowed	
1. Reese Byrd-UNCG	6
2. Tessa Juett-WCU	8
3. McKenzie Newcomb-SAM	11
Hannah Wood-UTC	11
5. Izzy Alley-UTC	12
Alyssa Lavdis-UTC	12
7. Savannah Rice-WCU	13
8. Hannah Pitts-MER	14
Makenzie Martin-WCU	14
10. Katie Rearley-MER	15

Home runs allowed	
1. Reese Byrd-UNCG	2
Sierra Tufts-FUR	2
3. Izzy Alley-UTC	3
Hannah Wood-UTC	3
Jordyn Partain-SAM	3
Alyssa Lavdis-UTC	3
7. McKenzie Newcomb-SAM	4
8. Whitley Arnott-ETSU	5
Morgan Scott-UNCG	5
Brooke Parrott-UTC	5

Hit batters	
1. Allison Farr-ETSU	10
2. Whitley Arnott-ETSU	8
Katie Rearley-MER	8
4. Hannah Pitts-MER	7
Savannah Rice-WCU	7
6. Brooke Parrott-UTC	6
7. Morgan Scott-UNCG	5
8. MacKenzie Dyson-ETSU	4
Tessa Juett-WCU	4
10. 3 tied at.....	3

Runs allowed	
1. Reese Byrd-UNCG	10
2. Alyssa Lavdis-UTC	11
3. McKenzie Newcomb-SAM	14
4. Jordyn Partain-SAM	18
5. Whitley Arnott-ETSU	20
Izzy Alley-UTC	20
7. Hannah Wood-UTC	22
8. Makenzie Martin-WCU	23
9. Brooke Parrott-UTC	24
10. Morgan Scott-UNCG	27

Doubles allowed	
1. Alyssa Lavdis-UTC	2
2. Katie Rearley-MER	4
Whitley Arnott-ETSU	4
Allison Farr-ETSU	4
5. Makenzie Martin-WCU	5
Izzy Alley-UTC	5
Jordyn Partain-SAM	5
8. Hannah Wood-UTC	6
9. Reese Byrd-UNCG	7
Tessa Juett-WCU	7

The Automated ScoreBook
SoCon Fielding Leaders (Final)
(SoCon games only)

Hitting minimums - 1 Games 50% of Games
Pitching minimums - 1 Games 1.0 IP/Game

Fielding pct		Chances		Putouts	
1. Delaney Cumbie-UNCG	1.000	1. Emily Bartlett-FUR	152	1. Emily Bartlett-FUR	145
Kolby Holcombe-SAM	1.000	2. Acelynn Sellers-UTC	145	2. Acelynn Sellers-UTC	138
Diamond Williams-MER	1.000	3. Delaney Cumbie-UNCG	140	Delaney Cumbie-UNCG	138
Tori Ash-MER	1.000	4. Merritt Cahoon-SAM	134	4. Merritt Cahoon-SAM	130
Makenna Matthijs-UNCG	1.000	5. Myra Twitty-WCU	117	5. Myra Twitty-WCU	112
Adele Braun-MER	1.000	6. Kolby Holcombe-SAM	100	6. Kolby Holcombe-SAM	93
Bailey Turnbow-ETSU	1.000	7. Amber Atkins-ETSU	98	7. Diamond Williams-MER	90
Amanda Briskin-SAM	1.000	8. Diamond Williams-MER	96	8. Amber Atkins-ETSU	89
Sophie Sumner-MER	1.000	9. Carolina Davis-ETSU	89	9. Carolina Davis-ETSU	86
Grace Loftin-UNCG	1.000	10. Kailey Snell-UTC	81	10. Samantha Lagrama-UNCG	77
Assists		Fielding double plays		Passed balls	
1. Bailey Huneycutt-WCU	46	1. Emily Bartlett-FUR	6	1. Riley Ludlam-FUR	5
Kailey Snell-UTC	46	2. Alex Rose Molinar-FUR	5	2. Presley Williamson-UTC	4
3. Riley Nayadley-ETSU	42	3. Natalie Morgan-FUR	4	Amber Atkins-ETSU	4
4. Kaili Phillips-UTC	41	Kaili Phillips-UTC	4	4. Kolby Holcombe-SAM	2
5. Timberlyn Shurbutt-SAM	39	Bailey Huneycutt-WCU	4	5. Delaney Cumbie-UNCG	1
Alex Rose Molinar-FUR	39	Merritt Cahoon-SAM	4	Samantha Reelee-WCU	1
7. Chloe Fabio-FUR	38	Samantha Lagrama-UNCG	4	Emily Glasscock-ETSU	1
8. M.K. Tedder-SAM	37	8. Carolina Davis-ETSU	3		
9. Natalie Morgan-FUR	36	Acelynn Sellers-UTC	3		
10. Lindsay Perillo-WCU	34	Cameron Young-ETSU	3		
Catchers interference		Steal attempts against		Stolen bases against	
1. Samantha Reelee-WCU	1	1. Riley Ludlam-FUR	33	1. Riley Ludlam-FUR	28
		2. Samantha Reelee-WCU	25	2. Samantha Reelee-WCU	22
		3. Sierra Tufts-FUR	22	3. Sierra Tufts-FUR	20
		4. Amber Atkins-ETSU	20	4. Presley Williamson-UTC	16
		5. Presley Williamson-UTC	19	Amber Atkins-ETSU	16
		6. Delaney Cumbie-UNCG	17	6. Delaney Cumbie-UNCG	15
		7. Savannah Rice-WCU	14	7. Savannah Rice-WCU	13
		Hannah Wood-UTC	14	8. Hannah Wood-UTC	12
		Tori Ash-MER	14	Morgan Scott-UNCG	12
		Morgan Scott-UNCG	14	10. Tori Ash-MER	11
Caught stealing by		Errors			
1. Riley Ludlam-FUR	5	1. Kaili Phillips-UTC	10		
2. Amber Atkins-ETSU	4	2. Annie Potter-MER	9		
Kolby Holcombe-SAM	4	3. Alex Rose Molinar-FUR	7		
4. Tori Ash-MER	3	4. Bailey Huneycutt-WCU	6		
Sophie Sumner-MER	3	Emily Coltharp-UTC	6		
Presley Williamson-UTC	3	Emily Bartlett-FUR	6		
Samantha Reelee-WCU	3	Natalie Morgan-FUR	6		
McKenzie Newcomb-SAM	3	8. 4 tied at.....	4		
Brooke Parrott-UTC	3				
Hannah Pitts-MER	3				

The Automated ScoreBook
 Game Highs for SoCon (Final)
 (SoCon games only)

TEAM GAME HIGHS

Batting

At bats:	39	-	Samford (vs Mercer, Apr 03, 2022)
Runs scored:	19	-	UNCG (vs Mercer, Mar 27, 2022)
Hits:	16	-	Chattanooga (vs Western Carolina, May 08, 2022)
	16	-	Furman (vs Western Carolina, Apr 23, 2022)
	16	-	UNCG (vs Mercer, Mar 27, 2022)
RBI:	19	-	UNCG (vs Mercer, Mar 27, 2022)
Doubles:	5	-	Western Carolina (vs Mercer, Apr 15, 2022)
Triples:	1	-	(13 times)
Home runs:	8	-	UNCG (vs Mercer, Mar 27, 2022)
Total bases:	41	-	UNCG (vs Mercer, Mar 27, 2022)
Walks:	10	-	UNCG (vs ETSU, Apr 15, 2022)
Strikeouts:	15	-	Chattanooga (vs UNCG, Apr 09, 2022)
Sac hits:	4	-	Samford (vs ETSU, Apr 30, 2022)
	4	-	Chattanooga (vs Western Carolina, May 07, 2022)
Sac flies:	2	-	Furman (vs Western Carolina, Apr 23, 2022)
	2	-	Furman (vs ETSU, May 07, 2022)
	2	-	Chattanooga (vs ETSU, Apr 02, 2022)
Stolen bases:	6	-	Western Carolina (vs Furman, Apr 23, 2022)
	6	-	ETSU (vs Western Carolina, Mar 27, 2022)
Caught stealing:	2	-	(4 times)
Hit by pitch:	3	-	ETSU (vs Mercer, Apr 23, 2022)
	3	-	Mercer (vs ETSU, Apr 23, 2022)
	3	-	Mercer (vs ETSU, Apr 24, 2022)
Runners LOB:	12	-	UNCG (vs ETSU, Apr 15, 2022)
	12	-	Mercer (vs ETSU, Apr 23, 2022)
	12	-	Chattanooga (vs ETSU, Apr 02, 2022)
Hit into DP:	2	-	Western Carolina (vs Furman, Apr 23, 2022)
	2	-	Samford (vs Furman, Apr 16, 2022)
	2	-	UNCG (vs Chattanooga, Apr 10, 2022)

Fielding

Putouts:	30	-	ETSU (vs Mercer, Apr 23, 2022)
	30	-	Mercer (vs ETSU, Apr 23, 2022)
Assists:	16	-	Western Carolina (vs Mercer, Apr 15, 2022)
Errors:	5	-	Western Carolina (vs Chattanooga, May 07, 2022)
	5	-	Chattanooga (vs Mercer, Apr 30, 2022)
Passed balls:	2	-	Furman (vs Chattanooga, Mar 27, 2022)
	2	-	ETSU (vs Samford, Apr 30, 2022)
DPs turned:	2	-	Chattanooga (vs UNCG, Apr 10, 2022)
	2	-	Furman (vs Western Carolina, Apr 23, 2022)
	2	-	Furman (vs Samford, Apr 16, 2022)

Pitching

Innings pitched:	10.0	-	ETSU (vs Mercer, Apr 23, 2022)
	10.0	-	Mercer (vs ETSU, Apr 23, 2022)
Strikeouts:	15	-	UNCG (vs Chattanooga, Apr 09, 2022)
Hits allowed:	1	-	(5 times)
Wild pitches:	5	-	Chattanooga (vs UNCG, Apr 09, 2022)

Hit batters: | 3 - ETSU (vs Mercer, Apr 24, 2022)
3 - ETSU (vs Mercer, Apr 23, 2022)
3 - Mercer (vs ETSU, Apr 23, 2022)

The Automated ScoreBook
Game Highs for SoCon (Final)
(SoCon games only)

GAME HIGHS (BOTH TEAMS)

Batting

At bats:	72	-	Samford vs Mercer (Apr 03, 2022)
Runs scored:	20	-	Western Carolina vs ETSU (Mar 27, 2022)
	20	-	Mercer vs UNCG (Mar 27, 2022)
Hits:	27	-	Western Carolina vs ETSU (Mar 27, 2022)
RBIs:	20	-	Mercer vs UNCG (Mar 27, 2022)
Doubles:	6	-	Mercer vs Western Carolina (Apr 15, 2022)
Triples:	1	-	(13 times)
Home runs:	8	-	Mercer vs UNCG (Mar 27, 2022)
Total bases:	45	-	Mercer vs UNCG (Mar 27, 2022)
Walks:	13	-	UNCG vs ETSU (Apr 15, 2022)
Strikeouts:	21	-	Chattanooga vs UNCG (Apr 09, 2022)
Sac hits:	5	-	Chattanooga vs Western Carolina (May 07, 2022)
Sac flies:	3	-	Western Carolina vs Furman (Apr 23, 2022)
Stolen bases:	9	-	Western Carolina vs Furman (Apr 23, 2022)
Caught stealing:	3	-	ETSU vs Mercer (Apr 23, 2022)
	3	-	Furman vs Chattanooga (Mar 26, 2022)
Hit by pitch:	5	-	ETSU vs Mercer (Apr 23, 2022)
Runners LOB:	19	-	UNCG vs ETSU (Apr 15, 2022)
Hit into DP:	2	-	(6 times)

Fielding

Putouts:	60	-	ETSU vs Mercer (Apr 23, 2022)
Assists:	25	-	Western Carolina vs Furman (Apr 23, 2022)
Errors:	7	-	Furman vs Chattanooga (Mar 26, 2022)
Passed balls:	2	-	ETSU vs Chattanooga (Apr 02, 2022)
	2	-	Samford vs ETSU (Apr 30, 2022)
	2	-	Furman vs Chattanooga (Mar 27, 2022)
DPs turned:	2	-	(6 times)

Pitching

Innings pitched:	20.0	-	ETSU vs Mercer (Apr 23, 2022)
Runs allowed:	1	-	(4 times)
Earned runs:	1	-	(5 times)
Walks allowed:	1	-	Furman vs Mercer (Apr 10, 2022)
Strikeouts:	21	-	Chattanooga vs UNCG (Apr 09, 2022)
Hits allowed:	5	-	ETSU vs Mercer (Apr 24, 2022)
Wild pitches:	5	-	Chattanooga vs UNCG (Apr 09, 2022)
Hit batters:	5	-	ETSU vs Mercer (Apr 23, 2022)

The Automated ScoreBook
Game Highs for SoCon (Final)
(SoCon games only)

INDIVIDUAL GAME HIGHS

Batting

At bats:	5	-	(17 times)
Runs scored:	3	-	(15 times)
Hits:	4	-	Armour, Chattanooga (vs Western Carolina, May 08, 2022)
	4	-	Rice, Western Carolina (vs ETSU, Mar 27, 2022)
	4	-	Cothran, Samford (vs ETSU, Apr 30, 2022)
RBIs:	6	-	Huneycutt, Western Carolina (vs Mercer, Apr 15, 2022)
	6	-	G. Loftin, UNCG (vs Mercer, Mar 27, 2022)
Doubles:	2	-	(7 times)
Triples:	1	-	(13 times)
Home runs:	3	-	G. Loftin, UNCG (vs Mercer, Mar 27, 2022)
Total bases:	12	-	G. Loftin, UNCG (vs Mercer, Mar 27, 2022)
Walks:	3	-	(4 times)
Strikeouts:	3	-	(10 times)
Sac hits:	2	-	(4 times)
Sac flies:	1	-	(28 times)
Stolen bases:	3	-	Lykins, Furman (vs UNCG, Apr 30, 2022)
	3	-	Brewington, Western Carolina (vs Furman, Apr 23, 2022)
Caught stealing:	2	-	K. Warren, ETSU (vs Samford, Apr 30, 2022)
Hit by pitch:	2	-	D. Cumbie, UNCG (vs ETSU, Apr 15, 2022)
	2	-	Bartlett, Furman (vs Mercer, Apr 09, 2022)
	2	-	G. Prom, Mercer (vs ETSU, Apr 23, 2022)
Runners LOB:	7	-	Lipari, Chattanooga (vs ETSU, Apr 02, 2022)

Fielding

Putouts:	16	-	Bartlett, Furman (vs Western Carolina, Apr 24, 2022)
	16	-	D. Cumbie, UNCG (vs Chattanooga, Apr 09, 2022)
Assists:	9	-	Morgan, Furman (vs Western Carolina, Apr 24, 2022)
Errors:	3	-	T. Hedgecock, Mercer (vs UNCG, Mar 26, 2022)
	3	-	Phillips, Chattanooga (vs Mercer, May 01, 2022)
Passed balls:	2	-	Ludlam, Furman (vs Chattanooga, Mar 27, 2022)

Pitching

Innings pitched:	10.0	-	H. Pitts, Mercer (vs ETSU, Apr 23, 2022)
Strikeouts:	15	-	M. Scott, UNCG (vs Chattanooga, Apr 09, 2022)
Wild pitches:	3	-	Wood, Chattanooga (vs UNCG, Apr 09, 2022)
Hit batters:	3	-	A. Farr, ETSU (vs Mercer, Apr 23, 2022)
	3	-	K. Rearley, Mercer (vs ETSU, Apr 23, 2022)