



SOUTHERN CONFERENCE MEN'S BASKETBALL

2022-23



702 North Pine Street, Spartanburg, SC 29303 • 864-591-5100 • Fax: 864-591-3448

Phil Perry, Associate Commissioner for Media Relations (MBK contact)

facebook.com/SouthernConference • twitter.com/SoConSports • instagram.com/SouthernConference

2022-23 SOUTHERN CONFERENCE BASKETBALL STANDINGS

	Conference					Overall					
	W-L	Pct.	H	A	ST	W-L	Pct.	H	A	N	ST
Furman	9-2	.818	4-1	5-1	W5	18-6	.750	11-2	6-2	1-2	W5
Samford	9-2	.818	5-0	4-2	W1	15-9	.625	10-2	5-7	0-0	W1
UNCG	9-2	.818	4-2	5-0	W1	15-9	.625	8-3	6-4	1-2	W1
Wofford	5-6	.455	3-3	2-3	L1	13-11	.542	10-3	3-8	0-0	L1
Western Carolina	5-6	.455	3-3	2-3	L1	12-12	.500	6-5	4-7	2-0	L1
ETSU	5-6	.455	1-5	4-1	W1	9-15	.375	4-9	4-5	1-1	W1
Chattanooga	4-7	.364	2-3	2-4	L1	12-12	.500	7-5	5-7	0-0	L1
Mercer	4-7	.364	1-4	3-3	L1	11-13	.458	5-5	4-7	2-1	L1
The Citadel	4-7	.364	2-4	2-3	L2	9-15	.375	4-7	4-7	1-1	L3
VMI	1-10	.091	0-5	1-5	W1	6-18	.250	5-5	1-11	0-2	W1

UPCOMING SCHEDULE (ALL TIMES EASTERN)

Feb. 4 (Saturday)

- *UNCG at The Citadel, 1 p.m. ESPN+
- *VMI at Mercer, 2 p.m. ESPN+
- *Chattanooga at Western Carolina, 2 p.m. Nexstar/ESPN+
- *ETSU at Samford, 3 p.m. ESPN+
- *Wofford at Furman, 6 p.m. CBSSN
- (Bon Secours Wellness Arena)

Ingles SoCon Games of the Week Nexstar affiliates

- WMYT/My 12 (Charlotte)
- WWCW/The CW Virginia (Lynchburg/Roanoke)
- WYCW/The CW62 (Greenville/Spartanburg/Asheville)

Play-by-play: David Jackson
Analyst: Ralph Patterson

Feb. 7 (Tuesday)

- *ETSU at UNCG, 7 p.m. ESPNU

Feb. 8 (Wednesday)

- *Samford at Mercer, 7 p.m. ESPN+
- *The Citadel at Chattanooga, 7 p.m. ESPN+
- *Furman at VMI, 7 p.m. ESPN+
- *Western Carolina at Wofford, 7 p.m. ESPN+

Feb. 10 (Friday)

- *VMI at ETSU, 7 p.m. ESPN+

Feb. 11 (Saturday)

- *Western Carolina at Furman, 2 p.m. Nexstar/ESPN+
- *The Citadel at Samford, 3 p.m. ESPN+
- *Mercer at Chattanooga, 3:30 p.m. CBSSN

Feb. 12 (Sunday)

- *Wofford at UNCG, 3 p.m. ESPN+

SoCON PLAYER OF THE WEEK (1/30)

Jalyn McCreary, R-Jr., F, Mercer

Mercer forward Jalyn McCreary was named the Southern Conference Men's Basketball Player of the Week for all contests from Jan. 23-29 after averaging 26 points and 9.5 rebounds per game in a pair of conference wins on the week.

Coming off the bench in both games, McCreary nearly averaged a double-double and shot 62.2 percent from the floor (23-for-37) on the week as the Bears topped ETSU and The Citadel.

Against the Bucs on Wednesday, McCreary went 12-for-20 (.600) from the floor and hit both of his free-throw attempts en route to a career-best 26 points in Mercer's 71-67 win. The redshirt junior from Marietta, Georgia, also pulled down seven rebounds and had a blocked shot as the Bears ended ETSU's six-game road winning streak in league play.

Three days later in a 74-65 win at The Citadel, McCreary matched his career high with another 26 points, this time adding 12 rebounds for his second double-double of the season. McCreary had two blocked shots and a steal and went 11-for-17 (.647) from the floor and knocked down all four of his free-throw tries.



NOTES

• **Furman hosts Wofford at Bon Secours Wellness Arena in downtown Greenville, South Carolina, for a rivalry game on CBS Sports Network on Saturday, while Western Carolina welcomes Chattanooga for the Ingles SoCon game of the Week on select Nexstar affiliates.**

• **Furman, UNCG and Samford remain tied atop the SoCon standings with identical 9-2 records in league play.** The fourth through ninth spots in the standings are separated by just one game, with ETSU, Western Carolina and Wofford sporting 5-6 records and The Citadel, Mercer and Chattanooga all sitting 4-7.

• **Furman ran its winning streak to five games with a 79-58 win over Chattanooga on Wednesday.** Mike Bothwell scored a game-high 17 points, while Jalen Slawson, who was named the SoCon Player of the Month for January on Friday, had a double-double with 15 points and 11 rebounds.

• **Wofford dropped a 77-52 decision at ETSU on Wednesday to snap its two-game winning streak.** Jackson Paveletzke and Messiah Jones had 10 points apiece for the Terriers, who were just 3-for-21 (14.3 percent) from 3-point range against the Bucs.

• **Western Carolina suffered an 85-77 setback to league-leading Samford on Wednesday,** with Tyzhaun Claude scoring a career-best 24 points.

• **Chattanooga got 15 points each from Dalvin White and Jamaal Walker in Wednesday's loss at first-place Furman.** The Mocs were outrebounded 53-32 for their largest rebounding deficit of the season.

• **Samford hosts ETSU on Saturday. The Bulldogs stopped a two-game skid with their win at Western Carolina on Wednesday, with Logan Dye scoring a career- and game-high 24 points.** A.J. Staton-McCray had his first career double-double with 18 points and 10 boards.

• **ETSU snapped its eight-game home losing streak in a big way with its 25-point win over Wofford on Wednesday.** The Bucs got 22 points each from Jordan King and Jalen Haynes in winning in Freedom Hall for the first time since Nov. 30.

• **VMI visits Mercer on Saturday looking for a second straight league win.** The Keydets downed military rival The Citadel 75-69 Thursday to snap a 12-game losing streak, with freshman Taeshaud Jackson II bringing down a career-best 16 rebounds and senior Sean Conway scoring 10 points to move within 15 of 1,000 for his career.

• **Mercer fell 69-49 to first-place UNCG on Thursday.** The Bears shot just 32.1 percent from the floor for the game (18-for-56) despite a big night from Jalyn McCreary, who had a game-high 18 points.

• **UNCG visits The Citadel on Saturday. The Spartans got 15 points from Mohammed Abdulsalam, who matched his career high with 16 rebounds, in Thursday's win at Mercer.**

• **Stephen Clark just missed a triple-double with 24 points, eight rebounds and eight assists for The Citadel in its loss to VMI on Thursday.** The senior forward had eight assists in a game for the second time in his last four outings, as he also did so against Western Carolina on Jan. 25.

ACTIVE SoCON CAREER LEADERS*

Points scored	(SoCon career rank)
1,851	Jake Stephens, UTC, Gr.
1,836	Mike Bothwell, FUR, 5th
1,348	Bubba Parham, SAM, Sr.
1,324	Jalen Slawson, FUR, 5th
1,050	Logan Dye, SAM, Sr.

Points scored per game (min. 800 points)	
15.67	Bubba Parham (1,348/86 GP), SAM, Sr.
14.39	Jordan King (806/56), ETSU, Jr.
13.45	B.J. Mack (1,022/76), WOF, Sr.
13.22	Jake Stephens (1,851/140), UTC, Gr.
12.66	Mike Bothwell (1,836/145), FUR, 5th

Field-goal percentage (min. 240 made)	
.626	Messiah Jones (295-471), WOF, Sr.
.535	Stephen Clark (386-721), CIT, Sr.
.523	Logan Dye (415-793), SAM, Sr.
.517	Mohammed Abdulsalam (290-561), UNCG, Gr.
.514	Jalen Slawson (473-920), FUR, 5th

3-point field goals made	
231	Jake Stephens, UTC, Gr.
217	Bubba Parham, SAM, Sr.
195	Sean Conway, VMI, Sr.
188	Keyshaun Langley, UNCG, Sr.
183	Mike Bothwell, FUR, 5th

3-point field-goal percentage (min. 120 made)	
.384	Jake Stephens (231-602), UTC, Gr.
.373	Bubba Parham (217-582), SAM, Sr.
.371	Jordan King (146-394), ETSU, Jr.
.369	Sean Conway (195-528), VMI, Sr.
.368	A.J. Caldwell (156-424), UTC, R-Sr.

Free-throw percentage (min. 110 made)	
.827	B.J. Mack (167-202), WOF, Sr.
.824	Mike Bothwell (347-421), FUR, 5th
.823	Keyshaun Langley (167-203), UNCG, Sr.
.812	Jake Stephens (358-441), UTC, Gr.
.801	Ques Glover (165-206), SAM, Jr.

Rebounds	
934	Jake Stephens, UTC, Gr.
755	Jalen Slawson, FUR, 5th
665	Mohammed Abdulsalam, UNCG, Gr.
553	Sean Conway, VMI, Sr.
504	Stephen Clark, CIT, Sr.

Rebounds per game (min. 280 rebounds)	
7.52	Jermaine Marshall (391/52 GP), SAM, Jr.
6.67	Jake Stephens (934/140), UTC, Gr.
6.36	Vonterius Woolbright (318/50), WCU, Sr.
5.35	Jalen Slawson (755/141), FUR, 5th
5.03	Sean Conway (553/110), VMI, Sr.

Blocked shots	
200	Jake Stephens, UTC, Gr.
179	Stephen Clark, CIT, Sr.
163	Jalen Slawson, FUR, 5th
66	Logan Dye, SAM, Sr.
59	Tyler Harris, WCU, Sr.

Steals	
177	Jalen Slawson, FUR, 5th
150	Mike Bothwell, FUR, 5th
146	Keyshaun Langley, UNCG, Sr.
132	Kobe Langley, UNCG, Sr.
98	A.J. Caldwell, UTC, R-Sr.

Assists	
355	Jake Stephens, UTC, Gr.
348	Mike Bothwell, FUR, 5th
336	Jalen Slawson, FUR, 5th
271	Keyshaun Langley, UNCG, Sr.
260	A.J. Caldwell, UTC, R-Sr.

Assists per game (min. 150 assists)	
4.34	Vonterius Woolbright (217/50 GP), WCU, Sr.
3.76	Ques Glover (154/41), SAM, Jr.
3.13	Dante Treacy (175/56), UNCG, Sr.
2.90	Bubba Parham (249/86), SAM, Sr.
2.55	Stephen Clark (258/101), CIT, Sr.

* Stats accrued at SoCon schools only

SoCON RECORD BOOK

	TEAM	
3-point field goals made		
Game		
1.	24	VMI vs. Furman 2/12/15
2.	23	The Citadel vs. Mid-Atlantic Christian 11/12/18
	23	The Citadel vs. High Point 11/27/18
4.	22	Georgia Southern vs. Chattanooga 1/17/05
	22	The Citadel vs. UNCG 2/28/19
	22	Samford vs. Belhaven 12/21/20
	22	Furman vs. North Greenville 11/9/21
	22	VMI vs. Carlow 11/9/21
	22	Chattanooga vs. Covenant 11/19/22
10.	21	Furman vs. Virginia Intermont 12/29/04
	21	VMI vs. Johnson 11/18/14
	21	The Citadel vs. Ogelthorpe 11/10/17
	21	Furman vs. North Greenville 11/15/18
	21	VMI vs. Campbellsville-Harrodsburg 12/15/20
	21	Furman vs. South Carolina State 12/21/20
	21	Furman vs. Western Carolina 1/19/22

	Rebounds	
Game		
1.	78	George Wash. vs. Georgetown 1968-69
2.	76	Davidson vs. VMI 1/8/70
3.	70	VMI vs. Mid-Atlantic Christian 12/2/14
4.	69	The Citadel vs. Morris 11/15/22
5.	68	Davidson vs. Emory 11/9/07
6.	67	The Citadel vs. Clemson 11/25/00
	67	The Citadel vs. Johnson 11/13/16
8.	65	Georgia Southern vs. UC Davis 11/12/06
9.	64	ETSU vs. Reinhardt 12/3/18
	64	Western Carolina vs. Brescia 11/13/22

	Free-throw percentage	
Game (minimum 14 made)		
	Pct.	FT-FTA
1.	100.0	31-31 Marshall vs. Davidson 12/17/79
2.	21-21	Davidson vs. Chattanooga 1/14/78
	21-21	The Citadel vs. Col. of Charleston 1/13/88
4.	20-20	The Citadel vs. Army 11/9/13
5.	19-19	Davidson vs. Furman 1/10/63
	19-19	The Citadel vs. VMI 1968
	19-19	ETSU vs. UNCG 3/6/17
8.	18-18	Western Caro. vs. Davidson 1/5/02
	18-18	The Citadel vs. ETSU 2/26/15
10.	17-17	Western Carolina vs. App State 1/15/11
	17-17	The Citadel at VMI 1/21/23

	INDIVIDUAL	
Blocked shots		
Career		
1.	349	Kyle Hines, UNCG 2004-08
2.	308	Rans Brempong, WCU 2001-05
3.	270	Justin Tuoyo, UTC 2014-17
4.	269	George Singleton, FUR 1981-84
5.	238	Jody Lumpkin, CofC 1998-01
6.	222	James Dickey, UNCG 2016-20
7.	220	Jeremy Clayton, APP 2004-08
8.	215	Kirill Misyuchenko, CIT 1995-98
9.	213	Lucas Troutman, Elon 2010-14
10.	202	Lewis Preston, VMI 1990-93

	200	Jake Stephens, VMI/UTC 2018-pr.

SoCON COACHING RECORDS

Career (yrs.)	School (yrs.)	SoCon (yrs.)
191-235 (14th)	58-91 (5th)	33-54 (5th)
24-32 (2nd)	Same	12-17 (2nd)
129-53 (6th)	Same	72-26 (6th)
76-99 (6th)	59-55 (4th)	31-33 (4th)
206-174 (12th)	32-24 (2nd)	18-11 (2nd)
42-33 (3rd)	Same	21-19 (3rd)
85-151 (8th)	12-12 (1st)	38-95 (8th)
6-18 (1st)	Same	1-10 (1st)
23-33 (2nd)	Same	10-19 (2nd)
8-7 (1st)	Same	5-6 (1st)

Coach, school
Ed Conroy, The Citadel
Desmond Oliver, ETSU
Bob Richey, Furman
Greg Gary, Mercer
Mike Jones, UNCG
Bucky McMillan, Samford
Dan Earl, Chattanooga
Andrew Wilson, VMI
Justin Gray, Western Carolina
Dwight Perry, Wofford (interim)

SoCON PLAYERS OF THE WEEK

Nov. 14	Jake Stephens, Gr., C, Chattanooga
Nov. 21	Mike Bothwell, 5th, G, Furman
Nov. 28	Jake Stephens, Gr., C, Chattanooga
Dec. 5	Jake Stephens, Gr., C, Chattanooga
Dec. 12	Jake Stephens, Gr., C, Chattanooga
Dec. 19	Jake Stephens, Gr., C, Chattanooga
Dec. 26	Jackson Paveletzke, Fr., G, Wofford
Jan. 2	Logan Dye, Sr., F, Samford
Jan. 9	Jake Stephens, Gr., C, Chattanooga
Jan. 16	Jordan King, Jr., G, ETSU
Jan. 23	Jermaine Marshall, Jr., F, Samford
Jan. 30	Jalyn McCreary, R-Jr., F, Mercer
Feb. 6	
Feb. 13	
Feb. 20	
Feb. 27	

SoCON PLAYERS OF THE MONTH

November	Jake Stephens, Gr., C, Chattanooga
December	Jake Stephens, Gr., C, Chattanooga
January	Jalen Slawson, 5th, F, Furman
February	

NATIONAL HONORS

USBWA Oscar Robertson Trophy Midseason Watch List
Jake Stephens, Gr., C, Chattanooga

Karl Malone Award Watch List
Jalen Slawson, 5th, F, Furman

Lou Henson Award Watch List
Mike Bothwell, 5th, G, Furman
Jalen Slawson, 5th, F, Furman
Ques Glover, Jr., G, Samford
Jake Stephens, Gr., C, Chattanooga

Field of 68 National Player of the Week
Dec. 19.....Mike Bothwell, 5th, G, Furman

USBWA Oscar Robertson National Player of the Week
Dec. 20.....Jake Stephens, Gr., C, Chattanooga

DID YOU KNOW?

- First conducted in 1921, the SoCon men's basketball tournament is the nation's oldest college conference tournament. The 2023 tournament will be the 103rd edition.

- Furman's Frank Selvy scored an NCAA-record 100 points on Feb. 13, 1954. His record still stands.

- Western Carolina's Ronnie Carr hit the first 3-point basket in NCAA history on Nov. 29, 1980.

- Wofford's Fletcher Magee finished his career in 2019 as the NCAA Division I record-holder with 509 made 3-pointers.

SPECIALTY STATS LEADERS

40-point games	Ovr.	SoCon
Jordan King, ETSU	1	1

30-point games	Ovr.	SoCon
Jake Stephens, UTC	4	2
Mike Bothwell, FUR	2	0
Jordan King, ETSU	1	1

20-point games	Ovr.	SoCon
Mike Bothwell, FUR	10	4
Jake Stephens, UTC	10	3
Stephen Clark, CIT	9	4
Jalyn McCreary, MER	8	3
Jackson Paveletzke, WOF	7	3
Sean Conway, VMI	6	1
Austin Ash, CIT	5	0
Jalen Haynes, ETSU	5	3
Jalen Slawson, FUR	5	3
Logan Dye, SAM	5	4
Jamal Johnson, UTC	5	3
Asher Woods, VMI	5	1
B.J. Mack, WOF	5	3
Jordan King, ETSU	4	3
Marcus Foster, FUR	4	3
Vonterius Woolbright, WCU	4	3
JP Pegues, FUR	3	1
Ques Glover, SAM	3	2
Tony Felder, VMI	3	0
Tyzhaun Claude, WCU	3	1
Tre Jackson, WCU	3	1
Justice Smith, ETSU	2	1
Garrett Hein, FUR	2	1
Keondre Kennedy, UNCG	2	0
Keyshaun Langley, UNCG	2	2
Russell Jones Jr., WCU	2	2
Madison Durr, CIT	1	0
Elijah Morgan, CIT	1	0
Josh Taylor, ETSU	1	0
DeAnthony Tipler, ETSU	1	0
Luis Hurtado Jr., MER	1	0
Kamar Robertson, MER	1	0
Shawn Walker Jr., MER	1	0
Michael Zaroni, MER	1	0
Mohammed Abdulsalam, UNCG	1	1
Mikeyal Brown-Jones, UNCG	1	0
Achor Achor, SAM	1	0
Jermaine Marshall, SAM	1	1
Sam Alexis, UTC	1	0
Rickey Bradley, VMI	1	0
Devin Butler, VMI	1	0
Tyler Houser, VMI	1	1
Carson McCorkle, WOF	1	1

20-rebound games	Ovr.	SoCon
Jake Stephens, UTC	1	0

10-rebound games	Ovr.	SoCon
Jake Stephens, UTC	11	4
Jalen Slawson, FUR	7	3
Tyzhaun Claude, WCU	7	2
Jaden Seymour, ETSU	4	2
David Craig, MER	4	0
Keondre Kennedy, UNCG	4	2
Jermaine Marshall, SAM	4	4
Stephen Clark, CIT	3	1
Luis Hurtado Jr., MER	3	1
Mohammed Abdulsalam, UNCG	3	1
Sean Conway, VMI	3	1
Jalen Haynes, ETSU	2	1
Josh Taylor, ETSU	2	0
Garrett Hein, FUR	2	0
Jalyn McCreary, MER	2	2
Mikeyal Brown-Jones, UNCG	2	1
Sam Alexis, UTC	2	0
Taeshaud Jackson, VMI	2	2
Marcus Kell, WCU	2	0
Vonterius Woolbright, WCU	2	0
Messiah Jones, WOF	2	1
Austin Ash, CIT	1	0
Madison Durr, CIT	1	1
David Maynard, CIT	1	0
Brady Spence, CIT	1	0
Jamarius Hairston, ETSU	1	1
Marcus Foster, FUR	1	1
Tyrese Hughley, FUR	1	0
Ben VanderWal, FUR	1	1
TJ Grant, MER	1	0
Jah Quinones, MER	1	1
Base Leyte, UNCG	1	0
Achor Achor, SAM	1	0

Bubba Parham, SAM	1	0
A.J. Staton-McCray, SAM	1	1
Demetrius Davis, UTC	1	0
Rickey Bradley, VMI	1	0
Tyler Houser, VMI	1	1
Asher Woods, VMI	1	1
Marlow Gilmore, WCU	1	0
Kyler Filewich, WOF	1	0
Amarri Tice, WOF	1	0

10-assist games	Ovr.	SoCon
Vonterius Woolbright, WCU	2	2
Luis Hurtado Jr., MER	1	0
Jaron Rillie, SAM	1	1
Rickey Bradley, VMI	1	0
DJ Campbell, WCU	1	0
Jackson Paveletzke, WOF	1	0

5-block games	Ovr.	SoCon
Jake Stephens, UTC	3	1
Stephen Clark, CIT	2	2

5-steal games	Ovr.	SoCon
Jordan King, ETSU	1	1
Keyshaun Langley, UNCG	1	1
Jaron Rillie, SAM	1	1
Devin Butler, VMI	1	0
Russell Jones Jr., WCU	1	0
Corey Tripp, WOF	1	0

Double-doubles	Ovr.	SoCon
Jake Stephens, UTC	11	4
Jalen Slawson, FUR	7	3
Tyzhaun Claude, WCU	7	2
Luis Hurtado Jr., MER*	4	1
Keondre Kennedy, UNCG	4	2
Jermaine Marshall, SAM	4	4
Vonterius Woolbright, WCU^	4	2
Jaden Seymour, ETSU	3	1
David Craig, MER	3	0
Stephen Clark, CIT	2	1
Jalen Haynes, ETSU	2	1
Jalyn McCreary, MER	2	2
Mohammed Abdulsalam, UNCG	2	1
Sam Alexis, UTC	2	0
Sean Conway, VMI	2	0
Marcus Kell, WCU	2	0
Austin Ash, CIT	1	0
Madison Durr, CIT	1	1
Jamarius Hairston, ETSU	1	1
Josh Taylor, ETSU	1	0
Marcus Foster, FUR	1	1
Tyrese Hughley, FUR	1	0
Ben VanderWal, FUR	1	1
Base Leyte, UNCG	1	0
Achor Achor, SAM	1	0
Bubba Parham, SAM	1	0
A.J. Staton-McCray, SAM	1	1
Demetrius Davis, UTC	1	0
DJ Campbell, WCU*	1	0
Marlow Gilmore, WCU	1	0
Kyler Filewich, WOF	1	0
Messiah Jones, WOF	1	0
Jackson Paveletzke, WOF*	1	0

30/20 games	Ovr.	SoCon
Jake Stephens, UTC	1	0

30/10 games	Ovr.	SoCon
Jake Stephens, UTC	4	2

20/20 games	Ovr.	SoCon
Jake Stephens, UTC	1	0

20/10 games	Ovr.	SoCon
Jake Stephens, UTC	9	3
Jalen Slawson, FUR	3	2
Stephen Clark, CIT	1	0
Jalen Haynes, ETSU	1	1
Marcus Foster, FUR	1	1
Jalyn McCreary, MER	1	1
Sam Alexis, UTC	1	0
Sean Conway, VMI	1	0
Tyzhaun Claude, WCU	1	0
Jackson Paveletzke, WOF*	1	0

* 1 via points/assists
^ 2 via points/assists

3-POINTER STREAKS

• Five Southern Conference players have streaks of at least 10 games with at least one made 3-pointer, led by The Citadel's Austin Ash, whose 26-game stretches back to his final two games in an Iowa uniform. ETSU's Jordan King saw his streak of 34 straight games with a made 3 snapped in an 0-for-4 effort against Furman on Jan. 7.

Consecutive games with a 3-pointer

Player, school, class	'22-23	'21-22	Total
Austin Ash, CIT, Gr.	24	2*	26
Tre Jackson, WCU, Sr.	23	x	23
Jamal Johnson, UTC, Sr.	22	x	22
Bubba Parham, SAM, Sr.	12	x	12
Logan Dye, SAM, Sr.	11	x	11

* Streak began at previous school

• As a team, ETSU has the fourth-longest active streak in the NCAA at 1,116 consecutive games with a made 3-pointer. The last time the Bucs failed to make at least one triple was in an 0-for-8 showing against Davidson on Feb. 16, 1987.

Preseason predictions

Furman is the preseason favorite to win the 2022-23 Southern Conference men's basketball title in polling of the league's 10 men's basketball coaches and media. Jake Stephens, a graduate transfer at Chattanooga after four years at VMI, is the coaches' preseason player of the year selection after finishing second in the league in scoring (19.6 ppg) and rebounding (9.0 rpg) last season. He also led the league in field-goal percentage (.551) and 3-point field-goal percentage (.490).

Preseason Player of the Year

Jake Stephens, Gr., C, Chattanooga

Preseason All-Southern Conference Team

Jordan King, Jr., G, ETSU
Mike Bothwell, 5th, G, Furman
Jalen Slawson, 5th, F, Furman
Logan Dye, Sr., F, Samford
Ques Glover, Jr., G, Samford
Jermaine Marshall, Jr., F, Samford
Bubba Parham, Sr., G, Samford
Jake Stephens, Gr., C, Chattanooga
Messiah Jones, Sr., F, Wofford
B.J. Mack, Sr., F/C, Wofford

Coaches poll		Media poll	
Team (1st)	Total	Team (1st)	Total
1. Furman (6)	78	1. Furman (18)	263
2. Samford (4)	74	2. Chattanooga (3)	231
3. UNCG	63	3. Samford (5)	223
4. Chattanooga	60	4. UNCG (1)	201
5. Wofford	41	5. Wofford	168
6. ETSU	40	6. ETSU	138
7. Mercer	39	7. Mercer (1)	137
8. Western Carolina	29	8. Western Carolina	79
9. The Citadel	17	9. The Citadel	57
10. VMI	9	10. VMI	43

MID-MAJOR TOP 25

Collegiate.com Mid-Major Top 25

School (1st-place)	PS	N14	N21	N28	D5	D12	D19	D26	J2	J9	J16	J23	J30
Gonzaga (23)	1	1	1	1	1	1	1	1	1	1	1	1	1
Saint Mary's (8)	3	2	2	4	5	3	3	3	3	3	3	3	2
Charleston	-	-	8	3	2	2	2	2	2	2	2	2	3
Louisiana	13	8	7	8	7	6	5	6	11	10	6	5	4
UC Santa Barbara	16	12	15	13	15	15	11	11	8	5	7	6	5
Kent State	7	6	4	5	4	4	4	4	4	4	4	4	6
Oral Roberts	12	15	16	-	-	24	16	14	10	6	8	7	7
Southern Miss	-	-	-	18	18	12	8	10	5	7	11	10	8
Liberty	5	9	14	16	20	20	-	25	22	23	19	13	9
Marshall	-	-	-	-	24	14	14	12	16	17	9	8	10
Southern Illinois	14	20	21	22	25	-	-	-	23	24	10	9	11
Drake	2	4	3	2	3	5	7	5	6	8	5	17	12
Loyola Maryland	-	-	-	-	-	-	-	-	-	-	-	21	13
UNCW	-	-	-	-	-	20	18	15	11	14	15	14	-
Southern Utah	-	-	-	-	-	-	-	-	-	-	21	23	15
Furman	6	3	12	10	9	19	24	20	24	21	-	-	16
Santa Clara	-	-	-	-	22	-	17	16	18	20	13	14	17
Toledo	4	5	5	9	13	10	13	13	13	16	23	19	18
Hofstra	24	16	17	17	19	-	-	-	-	-	-	-	19
Utah Valley	-	-	-	-	-	-	-	25	14	16	18	20	-
Sam Houston	-	18	10	6	8	7	6	7	9	13	22	22	21
Seattle	-	-	-	25	-	-	-	-	-	-	18	11	22
Stephen F. Austin	-	-	-	-	-	-	-	-	-	18	20	25	23
Belmont	21	22	-	-	-	-	-	-	-	-	-	16	24
Colgate	-	-	-	-	-	-	-	-	-	-	-	-	25
Iona	9	10	11	15	14	8	9	9	7	12	17	12	-
Milwaukee	-	-	-	-	-	-	-	-	-	-	-	20	-
UMass-Lowell	-	-	-	-	25	25	21	17	19	25	24	-	-
BYU	10	11	9	20	-	-	-	20	22	12	-	-	-
Indiana State	-	-	24	24	11	11	12	15	14	9	15	-	-
Cornell	-	-	-	-	-	-	-	-	-	24	-	-	-
Yale	-	-	-	23	12	13	10	8	12	15	-	-	-
Princeton	-	-	-	-	-	-	-	-	25	-	-	-	-
James Madison	-	-	-	-	22	15	23	19	-	-	-	-	-
Bradley	-	-	-	-	-	-	19	21	-	-	-	-	-
San Francisco	-	-	19	19	21	21	22	17	-	-	-	-	-
Northwestern State	-	-	-	-	23	18	19	22	-	-	-	-	-
Grand Canyon	11	14	13	14	10	23	23	24	-	-	-	-	-
Towson	8	7	6	7	6	9	18	-	-	-	-	-	-
UC Irvine	-	13	18	11	16	16	21	-	-	-	-	-	-
Bryant	23	23	23	12	17	17	-	-	-	-	-	-	-
Norfolk State	20	21	22	21	-	-	-	-	-	-	-	-	-
Akron	18	19	20	-	-	-	-	-	-	-	-	-	-
New Mexico State	22	25	25	-	-	-	-	-	-	-	-	-	-
South Dakota State	15	17	-	-	-	-	-	-	-	-	-	-	-
Purdue-Fort Wayne	17	24	-	-	-	-	-	-	-	-	-	-	-
NKU	19	-	-	-	-	-	-	-	-	-	-	-	-
Longwood	25	-	-	-	-	-	-	-	-	-	-	-	-

OTHERS RECEIVING VOTES: Eastern Washington 63, Iona 61, Akron 60, Milwaukee 55, Kennesaw State 54, Siena 53, BYU 49, Princeton 48, Youngstown State 29, UNC Asheville 28, UC Riverside 25, Cornell 22, Vermont 20, UC Irvine 17, Norfolk State 13, Hawaii 12, James Madison 12, Towson 12, Indiana State 10, Yale 9, Eastern Kentucky 6, **Samford 6**, UMass-Lowell 8, Grambling 5, Grand Canyon 5, NKU 4, Quinnipiac 4, Lehigh 3, Bradley 2, Montana State 2, UT Martin 2, Howard 2.

OTHER NATIONAL RANKINGS

SoCon in the NET Rankings (Feb. 3)

92	Furman
122	UNCG
142	Samford
178	Chattanooga
229	Wofford
243	Mercer
256	ETSU
263	Western Carolina
326	The Citadel
342	VMI

SoCon in the RPI (via WarrenNolan.com, Feb. 3)

104	Furman
117	UNCG
167	Samford
196	Chattanooga
247	Wofford
257	Mercer
280	Western Carolina
316	ETSU
320	The Citadel
342	VMI

THE SOCON ON TELEVISION

The SoCon will have five regular-season games on ESPNU and five on CBS Sports Network this season. The league will also continue to have its weekly Ingles SoCon Game of the Week on select Nexstar affiliates during league play.

Additionally, the quarterfinals of the Ingles SoCon Basketball Championship will air on select Nexstar affiliates, the semifinals will air on either ESPN2 or ESPN and the final will air on ESPN.

SoCON AMONG NCAA DI STATISTICS LEADERS (TOP 25)

TEAM

Assist/turnover ratio

17. Furman, 1.46

Assists per game

8. Furman, 17.6

Bench points per game

24. Samford, 27.33

Effective FG pct.

8. Furman, .564

Field-goal percentage

21. Furman, 48.5

Field-goal percentage defense

23. UNCG, 39.7

Fouls per game

9. Wofford, 13.7

Free-throw attempts per game

18. Samford, 22.8

Free-throw percentage

25. The Citadel, 75.8

Free-throws made per game

11. Samford, 17.0

Scoring offense

16. Furman, 82.0

3-point attempts per game

3. Chattanooga, 30.4

12. Furman, 27.5

15. VMI, 26.8

20. Western Carolina, 26.4

3-pointers per game

2. Chattanooga, 11.4

14. VMI, 9.8

17. Furman, 9.6

INDIVIDUAL

Assist/turnover ratio

1. Dalvin White, UTC, 3.67

Blocks

19. Jake Stephens, UTC, 47

Blocks per game

14. Jake Stephens, UTC, 2.35

Double-doubles

12. Jake Stephens, UTC, 11

Field goals

13. Jalyn McCreary, MER, 170

17. Stephen Clark, CIT, 168

Free-throw attempts

15. Tyzhaun Claude, WCU, 154

24. Vonterius Woolbright, WCU, 145

Free-throws

21. Tyzhaun Claude, WCU, 109

Minutes per game

6. Austin Ash, CIT, 37:28

Points

20. Mike Bothwell, FUR, 457

Points per game

5. Jake Stephens, UTC, 21.8

Rebounds (defensive) per game

8. Jake Stephens, UTC, 7.80

Rebounds (offensive) per game

25. Tyzhaun Claude, WCU, 3.33

Rebounds per game

15. Jake Stephens, UTC, 10.2

3-point attempts

5. Austin Ash, CIT, 209

18. Tre Jackson, WCU, 182

3-point percentage

21. Tre Jackson, WCU, 41.8

3-pointers per game

7. Austin Ash, CIT, 3.42

11. Tre Jackson, WCU, 3.30

Total 3-pointers made

5. Austin Ash, CIT, 82

9. Tre Jackson, WCU, 76

America East Conference (1-0)

11/22 UNCG 76, UMBC 72

American Athletic Conference (0-2)

11/8 East Carolina 77, Mercer 75
12/4 UCF 80, Samford 77 (OT)

ASUN Conference (0-6)

11/23 Lipscomb 72, Chattanooga 66
12/2 Kennesaw State 66, Mercer 63
12/3 Jacksonville State 63, ETSU 61
12/10 FGCU 67, Mercer 62
12/14 Queens 78, ETSU 75
12/22 Eastern Kentucky 68, UNCG 64

Atlantic 10 Conference (0-4)

11/7 Richmond 69, VMI 48
11/13 Davidson 75, VMI 71
12/7 Davidson 72, Western Carolina 64
12/22 Fordham 80, VMI 77 (OT)

Atlantic Coast Conference (0-5)

11/7 Clemson 80, The Citadel 69
11/11 Miami (Fla.) 79, UNCG 65
11/21 Florida State 81, Mercer 72
12/13 NC State 92, Furman 73
12/13 North Carolina 100, The Citadel 67

Big East Conference (0-2)

11/19 Butler 89, The Citadel 42
11/30 DePaul 103, Samford 98 (OT)

Big Sky Conference (1-0)

11/25 UNCG 77, Montana State 66
(Northern Classic; Laval, Quebec, Canada)

Big South Conference (8-9)

11/10 The Citadel 70, Presbyterian 58
11/12 High Point 91, Wofford 80
11/18 Longwood 90, VMI 58
11/18 Wofford 60, Gardner-Webb 58
11/19 Mercer 77, Winthrop 68
11/26 UNC Asheville 73, Western Carolina 61
11/29 Presbyterian 72, VMI 57
11/30 The Citadel 76, Charleston Southern 73
11/30 Gardner-Webb 71, Western Carolina 55
12/1 Wofford 76, Presbyterian 63
12/3 Chattanooga 82, Gardner-Webb 71
12/3 USC Upstate 79, Western Carolina 64
12/6 High Point 85, Furman 82
12/10 VMI 77, Radford 74
12/10 Furman 82, Winthrop 67
12/17 Longwood 75, The Citadel 70
12/17 UNC Asheville 74, ETSU 73

Big Ten Conference (0-2)

11/10 Maryland 71, Western Carolina 51
11/17 Penn State 73, Furman 68
(Shriners Children's Charleston Classic; Charleston, S.C.)

Colonial Athletic Association (3-6)

11/7 College of Charleston 85, Chattanooga 78
11/11 ETSU 77, Elon 64
(Asheville Championship at Asheville, N.C.)
11/17 Towson 56, UNCG 53
11/20 Wofford 78, North Carolina A&T 64
11/26 Hofstra 65, UNCG 53
(Northern Classic; Laval, Quebec, Canada)
11/27 Towson 70, Mercer 60
(Hostilo Hoops Community Classic; Savannah, Ga.)
11/30 North Carolina A&T 73, UNCG 56
12/3 College of Charleston 79, The Citadel 57
12/3 UNCG 65, Elon 61

Conference USA (1-1)

11/25 Louisiana Tech 79, Samford 76
12/15 Chattanooga 82, Middle Tennessee 73

Division I Independent (0-1)

1/30 Chicago State 76, The Citadel 75

Horizon League (3-0)

11/25 The Citadel 74, IUPUI 53
(Big Easy Classic; New Orleans, La.)
11/25 Mercer 72, Robert Morris 66
(Hostilo Hoops Community Classic; Savannah, Ga.)
12/6 Chattanooga 88, Milwaukee 76

Metro Atlantic Athletic Conference (1-0)

11/26 Mercer 60, Fairfield 58
(Hostilo Hoops Community Classic; Savannah, Ga.)

Mid-Eastern Athletic Conference (1-2)

12/3 Furman 88, South Carolina State 76
12/17 South Carolina State 62, Samford 61
12/20 North Carolina Central 81, The Citadel 74

Missouri Valley Conference (3-2)

11/11 Furman 89, Belmont 74
11/14 Drake 80, Wofford 72
11/23 Samford 79, Valparaiso 49
11/26 Chattanooga 69, Murray State 66
12/18 Belmont 83, Chattanooga 79 (OT)
12/21 Samford at Belmont, 7:30 p.m.

Non-Division I (25-1)

11/7 UNCG 93, Johnson & Wales 60
(Fleming Gymnasium)
11/7 ETSU 88, Emory & Henry 66
11/7 Furman 91, North Greenville 55
11/7 Wofford 120, Bob Jones 48
11/7 Samford 109, Anderson 85
11/10 Chattanooga 93, Oakland City 49
11/10 VMI 100, Penn State New Kensington 58
11/10 Samford 80, Spring Hill 61
11/11 Mercer 118, Milligan 64
11/12 Samford 90, Belhaven 38
11/13 Western Carolina 112, Brescia 45
11/15 The Citadel 109, Morris College 66
11/19 Chattanooga 108, Covenant 55
11/23 Wofford 70, North Greenville 59
11/25 Furman 102, Tusculum 74
11/26 VMI 108, Regent 58
11/27 Tennessee Southern 84, Samford 82
11/30 ETSU 84, Mars Hill 56
12/6 Mercer 100, Middle Georgia State 62
12/7 VMI 106, Carlow 67
12/10 Chattanooga 97, Johnson University 47
12/10 Western Carolina 99, Brevard 55
12/17 Wofford 107, Montreat 65
12/18 UNCG 120, Warren Wilson 48
(Fleming Gymnasium)
12/19 Furman 106, Anderson 79
12/20 Western Carolina 117, Toccoa Falls 50

Northeast Conference (0-1)

11/20 Farleigh Dickinson 93, VMI 89
(JK54 Classic; Farmville, Va.)

Ohio Valley Conference (5-3)

11/17 ETSU 84, Little Rock 76
11/19 SIUE 93, VMI 67
(JK54 Classic at Farmville, Va.)
11/20 Western Carolina 90, Lindenwood 88 (OT)
(McNeese State MTE; Lake Charles, La.)
11/20 Tennessee Tech 69, ETSU 62
11/30 Chattanooga 81, Tennessee Tech 74
12/11 Morehead State 61, ETSU 57
12/17 Mercer 79, Morehead State 52
12/17 Western Carolina 75, Tennessee Tech 65

Patriot League (1-1)

12/3 VMI 80, Navy 72
12/13 American 69, VMI 61

Southeastern Conference (2-8)

11/7 Georgia 68, Western Carolina 55
11/15 Ole Miss 70, Chattanooga 58
11/20 Furman 79, South Carolina 60
(Shriners Children's Charleston Classic at Charleston, S.C.)
11/27 Georgia 62, ETSU 47
11/27 LSU 78, Wofford 75
12/3 Vanderbilt 65, Wofford 62
12/6 #9 Arkansas 65, UNCG 58
12/20 Wofford 67, Texas A&M 62

America East Conference.....	1-0
American Athletic Conference.....	0-2
ASUN Conference.....	0-6
Atlantic 10 Conference.....	0-4
Atlantic Coast Conference.....	0-5
Big East Conference.....	0-2
Big Sky Conference.....	1-0
Big South Conference.....	8-9
Big Ten Conference.....	0-2
Colonial Athletic Association.....	3-6
Conference USA.....	1-1
Division I Independents.....	0-1
Horizon League.....	3-0
Metro Atlantic Athletic Conference.....	1-0
Mid-Eastern Athletic Conference.....	1-2
Missouri Valley Conference.....	3-2
Non-Division I opponents.....	25-1
Northeast Conference.....	0-1
Ohio Valley Conference.....	5-3
Patriot League.....	1-1
Southeastern Conference.....	2-8
Southland Conference.....	3-0
Southwestern Athletic Conference.....	2-0
Summit League.....	0-1
Sun Belt Conference.....	4-6
Western Athletic Conference.....	1-1

Total.....	65-64
Home.....	44-16
Away.....	12-39
Neutral.....	9-9
vs. Top 25.....	0-1

12/21 Georgia 72, Chattanooga 65
12/21 LSU 72, ETSU 68

Southland Conference (3-0)

11/18 Western Carolina 88, McNeese 69
11/19 Western Carolina 98, Lamar 91 (OT)
(McNeese State MTE at Lake Charles, La.)
11/23 The Citadel 72, New Orleans 65

Southwestern Athletic Conference (2-0)

11/17 Samford 84, Alabama A&M 64
11/20 Samford 78, Texas Southern 63

Summit League (0-1)

11/24 Denver 74, The Citadel 71
(Big Easy Classic; New Orleans, La.)


Sun Belt Conference (4-6)

11/13 Louisiana 81, ETSU 77
(Asheville Championship; Asheville, N.C.)
11/15 Georgia State 85, Mercer 83 (OT)
11/18 Old Dominion 82, Furman 77
(Shriners Children's Charleston Classic; Charleston, S.C.)
11/23 App State 74, ETSU 70
11/29 Furman 65, App State 61
12/6 Wofford 71, Coastal Carolina 61
12/10 Georgia Southern 79, Wofford 57
12/10 Louisiana 75, Samford 58
12/13 UNCG 75, Marshall 67
12/21 Mercer 82, Troy 79

Western Athletic Conference (1-1)

11/27 Stephen F. Austin 75, UNCG 58
(Northern Classic; Laval, Quebec, Canada)
12/17 Furman 72, Stephen F. Austin 70
(Greenville Winter Invitational/Bon Secours Wellness Arena)

All times Eastern
Schedule subject to change




The Citadel

(9-15, 4-7 SoCon)

N7	at Clemson (ACC Network Extra)	L, 69-80
N10	PRESBYTERIAN (ESPN+)	W, 70-58
N15	MORRIS COLLEGE (ESPN+)	W, 109-66
N19	at Butler (FS2)	L, 42-89
N23	at New Orleans^ (ESPN+)	W, 72-65
N24	vs. Denver^ (ESPN+)	L, 71-74
N25	vs. IUPUI^ (ESPN+)	W, 74-53
N30	at Charleston Southern (ESPN+)	W, 76-73
D3	COLLEGE OF CHARLESTON (ESPN+)	L, 57-79
D13	at North Carolina (ESPN2)	L, 67-100
D17	LONGWOOD (ESPN+)	L, 70-75
D20	at North Carolina Central (NCCU Sports Network)	L, 74-81
D29	*CHATTANOOGA (ESPN+)	W, 76-68
D31	*SAMFORD (ESPN+)	L, 63-75
J4	*at Furman (ESPN+)	L, 72-97
J7	*at Wofford (ESPN+)	L, 57-77
J11	*ETSU (ESPN+)	L, 74-96
J14	*WESTERN CAROLINA (ESPN+)	W, 65-61
J19	*at UNCG (ESPN+)	L, 60-70
J21	*at VMI (ESPN+)	W, 60-52
J25	*at Western Carolina (ESPN+)	W, 81-70
J28	*MERCER (ESPN+)	L, 65-74
J30	CHICAGO STATE (ESPN+)	L, 75-76
F2	*VMI (ESPN+)	L, 69-75
F4	*UNCG (ESPN+)	1 p.m.
F8	*at Chattanooga (ESPN+)	7 p.m.
F11	*at Samford (ESPN+)	3 p.m.
F15	*FURMAN (ESPN+)	7 p.m.
F18	*WOFFORD (ESPN+)	1 p.m.
F22	*at ETSU (ESPN+)	7 p.m.
F25	*at Mercer (ESPN+)	TBA
M3-6	at Ingles SoCon Championship (Asheville, N.C.)	

^ - Big Easy Classic (New Orleans, La.)




ETSU

(9-15, 5-6 SoCon)

N7	EMORY & HENRY (ESPN+)	W, 88-66
N11	vs. Elon^ (ESPN+)	W, 77-64
N13	vs. Louisiana^ (ESPN)	L, 77-81
N17	LITTLE ROCK (ESPN+)	W, 84-76
N20	at Tennessee Tech (ESPN+)	L, 62-69
N23	APP STATE (ESPN+)	L, 70-74
N27	at Georgia (SEC Network)	L, 47-62
N30	MARS HILL (ESPN+)	W, 84-56
D3	JACKSONVILLE STATE (ESPN+)	L, 61-63
D11	at Morehead State (ESPN+)	L, 57-61
D14	QUEENS (ESPN+)	L, 75-78
D17	UNC ASHEVILLE (WCYB/ESPN+)	L, 73-74
D21	at LSU (SEC Network Plus)	L, 68-72
D29	*at Wofford (ESPN+)	W, 73-71
D31	*at VMI (ESPN+)	W, 64-50
J4	*WESTERN CAROLINA (ESPN+)	L, 60-71
J7	*FURMAN (WCYB/ESPN+)	L, 56-70
J11	*at The Citadel (ESPN+)	W, 96-74
J14	*MERCER (ESPN+)	L, 55-68
J18	*SAMFORD (ESPN+)	L, 59-69
J21	*at Chattanooga (ESPN+)	W, 78-62
J25	*at Mercer (ESPN+)	L, 67-71 (OT)
J28	*CHATTANOOGA (ESPN+)	L, 64-73
F1	*WOFFORD (ESPN+)	W, 77-52
F4	*at Samford (ESPN+)	3 p.m.
F7	*at UNCG (ESPN)	7 p.m.
F10	*VMI (ESPN+)	7 p.m.
F15	*at Western Carolina (ESPN+)	7 p.m.
F19	*at Furman (ESPN)	6 p.m.
F22	*THE CITADEL (ESPN+)	7 p.m.
F25	*UNCG (WCYB/ESPN+)	4 p.m.
M3-6	at Ingles SoCon Championship (Asheville, N.C.)	

^ - Asheville Championship (Asheville, N.C.)




Furman

(18-6, 9-2 SoCon)

N7	NORTH GREENVILLE (ESPN+)	W, 91-55
N11	BELMONT (ESPN+)	W, 89-74
N17	vs. Penn State^ (ESPN)	L, 68-73
N18	vs. Old Dominion^ (ESPN)	L, 77-82
N20	vs. South Carolina^ (ESPNEWS)	W, 79-60
N25	TUSCULUM (ESPN+)	W, 102-74
N29	at App State	W, 65-61
D3	SOUTH CAROLINA STATE (ESPN+)	W, 88-76
D6	HIGH POINT (ESPN+)	L, 82-85
D10	WINTHROP (ESPN+)	W, 82-67
D13	at NC State (ACC Network)	L, 73-92
D17	vs. Stephen F. Austin# (YouTube)	W, 72-70
D19	ANDERSON (ESPN+)	W, 106-79
D29	*VMI (ESPN+)	W, 85-62
D31	*at Western Carolina (ESPN+)	L, 67-79
J4	*THE CITADEL (ESPN+)	W, 97-72
J7	*at ETSU (WCYB/ESPN+)	W, 70-56
J11	*at Mercer (ESPN+)	W, 84-66
J14	*UNCG (ESPN+)	L, 80-88 (OT)
J18	*at Chattanooga (ESPN+)	W, 77-69
J22	*at Wofford (ESPN)	W, 96-82
J25	*SAMFORD (ESPN+)	W, 91-84 (OT)
J29	*at UNCG (ESPN+)	W, 69-57
F1	*CHATTANOOGA (ESPN+)	W, 79-58
F4	*WOFFORD & (CBS Sports Network)	6 p.m.
F8	*at VMI (ESPN+)	7 p.m.
F11	*WESTERN CAROLINA (ESPN+)	2 p.m.
F15	*at The Citadel (ESPN+)	7 p.m.
F19	*ETSU (ESPN)	6 p.m.
F22	*MERCER (ESPN+)	7 p.m.
F25	*at Samford (ESPN+)	3 p.m.
M3-6	at Ingles SoCon Championship (Asheville, N.C.)	

^ - Shriners Children's Charleston Classic (Charleston, S.C.)
- Greenville Winter Invitational (Bon Secours Wellness Arena)
& - Bon Secours Wellness Arena




Mercer

(11-13, 4-7 SoCon)

N8	at East Carolina (ESPN+)	L, 75-77
N11	MILLIGAN (ESPN+)	W, 118-64
N15	at Georgia State (ESPN+)	L, 83-85 (OT)
N19	WINTHROP (ESPN+)	W, 77-68
N21	at Florida State (ACC Network)	L, 72-81
N25	vs. Robert Morris^ (Event Live+)	W, 72-66
N26	vs. Fairfield^ (Event Live+)	W, 60-58
N27	vs. Towson^ (Event Live+)	L, 60-70
D2	KENNESAW STATE (ESPN+)	L, 63-66
D6	MIDDLE GEORGIA STATE (ESPN+)	W, 100-62
D10	at FGCU (ESPN+)	L, 62-67
D17	MOREHEAD STATE (ESPN+)	W, 79-52
D21	at Troy	W, 82-79
D28	*at Samford (ESPN)	L, 69-78
D31	*CHATTANOOGA (ESPN+)	L, 51-80
J4	*WOFFORD (ESPN+)	L, 52-53
J7	*at Western Carolina (ESPN+)	L, 45-73
J11	*FURMAN (ESPN+)	L, 66-84
J14	*at ETSU (ESPN+)	W, 68-55
J19	*at VMI (ESPN+)	W, 69-61
J21	*at UNCG (ESPN+)	L, 48-59
J25	*ETSU (ESPN+)	W, 71-67 (OT)
J28	*at The Citadel (ESPN+)	W, 74-65
F2	*UNCG (ESPN+)	L, 49-69
F4	*VMI (ESPN+)	2 p.m.
F8	*SAMFORD (ESPN+)	7 p.m.
F11	*at Chattanooga (CBS Sports Network)	3:30 p.m.
F15	*at Wofford (ESPN+)	7 p.m.
F18	*WESTERN CAROLINA (ESPN+)	2 p.m.
F22	*at Furman (ESPN+)	7 p.m.
F25	*THE CITADEL (ESPN+)	TBA
M3-6	at Ingles SoCon Championship (Asheville, N.C.)	

^ - Hostilo Hoops Community Classic (Savannah, Ga.)




UNCG

(15-9, 9-2 SoCon)

N7	JOHNSON & WALES^ (ESPN+)	W, 93-60
N11	at Miami (Fla.) (ACC Network Extra)	L, 65-79
N17	TOWSON (ESPN+)	L, 53-56
N22	UMBC (ESPN+)	W, 76-72
N25	vs. Montana State# (Event Live+)	W, 77-66
N26	vs. Hofstra# (Event Live+)	L, 53-65
N27	vs. Stephen F. Austin# (Event Live+)	L, 58-75
N30	at North Carolina A&T (FloHoops)	L, 56-73
D3	at Elon (FloHoops)	W, 65-61
D6	at #9 Arkansas (SEC Network)	L, 58-65
D13	MARSHALL (ESPN+)	W, 75-67
D18	WARREN WILSON^ (ESPN+)	W, 120-48
D22	at Eastern Kentucky (ESPN+)	L, 64-68
D29	*at Western Carolina (ESPN+)	W, 72-47
D31	*at Wofford (ESPN+)	W, 73-64
J4	*CHATTANOOGA (ESPN+)	W, 73-61
J7	*SAMFORD (ESPN+)	L, 68-70
J11	*at VMI (ESPN+)	W, 72-57
J14	*at Furman (ESPN+)	W, 88-80 (OT)
J19	*THE CITADEL (ESPN+)	W, 70-60
J21	*MERCER (ESPN+)	W, 59-48
J25	*VMI (ESPN+)	W, 62-50
J29	*FURMAN (ESPN+)	L, 57-69
F2	*at Mercer (ESPN+)	W, 69-49
F4	*at The Citadel (ESPN+)	1 p.m.
F7	*ETSU (ESPN)	7 p.m.
F12	*WOFFORD (ESPN+)	3 p.m.
F15	*at Samford (ESPN+)	7:30 p.m.
F18	*at Chattanooga (CBS Sports Network)	12 p.m.
F22	*WESTERN CAROLINA (ESPN+)	7 p.m.
F25	*at ETSU (WCYB/ESPN+)	4 p.m.
M3-6	at Ingles SoCon Championship (Asheville, N.C.)	

^ - Fleming Gymnasium
- Northern Classic (Laval, Quebec, Canada)




Samford

(15-9, 9-2 SoCon)


N7	ANDERSON (ESPN+)	W, 109-85
N10	SPRING HILL (ESPN+)	W, 80-61
N12	BELHAVEN (ESPN+)	W, 90-38
N17	at Alabama A&M^ (YouTube)	W, 84-64
N20	TEXAS SOUTHERN (ESPN+)	W, 78-63
N23	VALPARAISO (ESPN+)	W, 79-49
N25	LOUISIANA TECH^ (ESPN+)	L, 76-79
N27	TENNESSEE SOUTHERN^ (ESPN+)	L, 82-84
N30	at DePaul (FS2)	L, 98-103 (OT)
D4	at UCF (ESPN+)	L, 77-80 (OT)
D10	at Louisiana (ESPN+)	L, 58-75
D17	at South Carolina State	L, 61-62
D21	at Belmont	L, 56-79
D28	*MERCER (ESPN)	W, 78-69
D31	*at The Citadel (ESPN+)	W, 75-63
J4	*VMI (ESPN+)	W, 87-78
J7	*at UNCG (ESPN+)	W, 70-68
J11	*WOFFORD (ESPN+)	W, 83-58
J14	*CHATTANOOGA (ESPN)	W, 75-74
J18	*at ETSU (ESPN+)	W, 69-59
J21	*WESTERN CAROLINA (ESPN+)	W, 74-65
J25	*at Furman (ESPN+)	L, 84-91 (OT)
J28	*at Wofford (CBS Sports Network)	L, 77-85
F1	*at Western Carolina (ESPN+)	W, 85-77
F4	*ETSU (ESPN+)	2 p.m. CT
F8	*at Mercer (ESPN+)	6 p.m. CT
F11	*THE CITADEL (ESPN+)	2 p.m. CT
F15	*UNCG (ESPN+)	6:30 p.m. CT
F18	*at VMI (ESPN+)	12 p.m. CT
F22	*at Chattanooga (ESPN+)	6 p.m. CT
F25	*FURMAN (ESPN+)	2 p.m. CT
M3-6	at Ingles SoCon Championship (Asheville, N.C.)	

^ - Tennessee Southern MTE



Chattanooga
(12-12, 4-7 SoCon)


N7	at College of Charleston (FloHoops)	L, 78-85
N10	OAKLAND CITY (ESPN+)	W, 93-49
N15	at Ole Miss (SEC Network+)	L, 58-70
N19	COVENANT (ESPN+)	W, 108-55
N23	LIPSCOMB (ESPN+)	L, 66-72
N26	MURRAY STATE (ESPN+)	W, 69-66
N30	at Tennessee Tech (ESPN+)	W, 81-74
D3	at Gardner-Webb (ESPN+)	W, 82-71
D6	MILWAUKEE (ESPN+)	W, 88-76
D10	JOHNSON UNIVERSITY (ESPN+)	W, 97-47
D15	at Middle Tennessee (ESPN+)	W, 82-73
D18	BELMONT (ESPN+)	L, 79-83 (OT)
D21	at Georgia (ESPN+/SEC Network Plus)	L, 65-72
D29	*at The Citadel (ESPN+)	L, 68-76
D31	*at Mercer (ESPN+)	W, 80-51
J4	*at UNCG (ESPN+)	L, 61-73
J7	* VMI (ESPN+)	W, 85-78
J11	* WESTERN CAROLINA (ESPN+)	W, 95-76
J14	*at Samford (ESPN+)	L, 74-75
J18	* FURMAN (ESPN+)	L, 69-77
J21	* ETSU (ESPN+)	L, 62-78
J25	* WOFFORD (ESPN+)	L, 80-85
J28	*at ETSU (ESPN+)	W, 73-64
F1	*at Furman (ESPN+)	L, 58-79
F4	*at Western Carolina (ESPN+)	2 p.m.
F8	* THE CITADEL (ESPN+)	7 p.m.
F11	* MERCER (CBS Sports Network)	3:30 p.m.
F15	*at VMI (ESPN+)	7 p.m.
F18	* UNCG (CBS Sports Network)	12 p.m.
F22	* SAMFORD (ESPN+)	7 p.m.
F25	*at Wofford (ESPN+)	TBA
M3-6	at Ingles SoCon Championship (Asheville, N.C.)	



VMI
(6-18, 1-10 SoCon)

N7	at Richmond (MASN2/ESPN+)	L, 48-69
N10	PENN STATE NEW KENSINGTON (ESPN+)	W, 100-58
N13	at Davidson (ESPN+)	L, 71-75
N18	at Longwood^ (ESPN+)	L, 58-90
N19	vs. SIUE^ (ESPN+)	L, 67-93
N20	vs. Farleigh Dickinson^ (ESPN+)	L, 89-93
N26	REGENT (ESPN+)	W, 108-58
N29	at Presbyterian (ESPN+)	L, 57-72
D3	NAVY (ESPN+)	W, 80-72
D7	CARLOW (ESPN+)	W, 106-67
D10	RADFORD (ESPN+)	W, 77-74
D13	at American (ESPN+)	L, 61-69
D22	at Fordham (ESPN+)	L, 77-80 (OT)
D29	*at Furman (ESPN+)	L, 62-85
D31	* ETSU (ESPN+)	L, 50-64
J4	*at Samford (ESPN+)	L, 78-87
J7	*at Chattanooga (ESPN+)	L, 78-85
J11	* UNCG (ESPN+)	L, 57-72
J14	*at Wofford (ESPN+)	L, 67-86
J19	* MERCER (ESPN+)	L, 61-69
J21	* THE CITADEL (ESPN+)	L, 52-60
J25	*at UNCG (ESPN+)	L, 50-62
J28	* WESTERN CAROLINA (ESPN+)	L, 65-71
F2	*at The Citadel (ESPN+)	W, 75-69
F4	*at Mercer (ESPN+)	2 p.m.
F8	* FURMAN (ESPN+)	7 p.m.
F10	*at ETSU (ESPN+)	7 p.m.
F15	* CHATTANOOGA (ESPN+)	7 p.m.
F18	* SAMFORD (ESPN+)	1 p.m.
F22	* WOFFORD (ESPN+)	7 p.m.
F25	*at Western Carolina (ESPN+)	4 p.m.
M3-6	at Ingles SoCon Championship (Asheville, N.C.)	


^ - JK54 Classic (Farmville, Va.)



Western Carolina
(12-12, 5-6 SoCon)

N7	at Georgia (SEC Network Plus)	L, 55-68
N10	at Maryland (Big Ten Network Plus)	L, 51-71
N13	BRESCIA (ESPN+)	W, 112-45
N18	at McNeese^ (ESPN+)	W, 88-69
N19	vs. Lamar^	W, 98-91 (OT)
N20	vs. Lindenwood^	W, 90-88 (OT)
N26	at UNC Asheville (ESPN+)	L, 61-73
N30	GARDNER-WEBB (ESPN+)	L, 55-71
D3	USC UPSTATE (ESPN+)	L, 64-79
D7	at Davidson (ESPN+)	L, 64-72
D10	BREVARD (ESPN+)	W, 99-55
D17	at Tennessee Tech (ESPN+)	W, 75-65
D20	TOCCOA FALLS (ESPN+)	W, 117-50
D29	* UNCG (ESPN+)	L, 47-72
D31	* FURMAN (ESPN+)	W, 79-67
J4	*at ETSU (ESPN+)	W, 71-60
J7	* MERCER (ESPN+)	W, 73-45
J11	*at Chattanooga (ESPN+)	L, 76-95
J14	*at The Citadel (ESPN+)	L, 61-65
J18	* WOFFORD (ESPN+)	W, 76-71
J21	*at Samford (ESPN+)	L, 65-74
J25	* THE CITADEL (ESPN+)	L, 70-81
J28	*at VMI (ESPN+)	W, 71-65
F1	* SAMFORD (ESPN+)	L, 77-85
F4	* CHATTANOOGA (ESPN+)	2 p.m.
F8	*at Wofford (ESPN+)	7 p.m.
F11	*at Furman (ESPN+)	2 p.m.
F15	* ETSU (ESPN+)	7 p.m.
F18	*at Mercer (ESPN+)	2 p.m.
F22	*at UNCG (ESPN+)	7 p.m.
F25	* VMI (ESPN+)	4 p.m.
M3-6	at Ingles SoCon Championship (Asheville, N.C.)	

^ - McNeese MTE (Lake Charles, La.)



Wofford
(13-11, 5-6 SoCon)

N7	BOB JONES (ESPN+)	W, 120-48
N12	at High Point (ESPN+)	L, 80-91
N14	at Drake (Mediacom MC22/ESPN+)	L, 72-80
N18	GARDNER-WEBB^ (ESPN+)	W, 60-58
N20	NORTH CAROLINA A&T^ (ESPN+)	W, 78-64
N23	NORTH GREENVILLE (ESPN+)	W, 70-59
N27	at LSU (ESPN+/SEC Network Plus)	L, 75-78
D1	PRESBYTERIAN (ESPN+)	W, 76-63
D3	at Vanderbilt (SEC Network Plus)	L, 62-65
D6	COASTAL CAROLINA (ESPN+)	W, 71-61
D10	at Georgia Southern (ESPN+)	L, 57-79
D17	MONTREAT (ESPN+)	W, 107-65
D20	at Texas A&M (SEC Network Plus)	W, 67-62
D29	* ETSU (ESPN+)	L, 71-73
D31	* UNCG (ESPN+)	L, 64-73
J4	*at Mercer (ESPN+)	W, 53-52
J7	* THE CITADEL (ESPN+)	W, 77-57
J11	*at Samford (ESPN+)	L, 58-83
J14	* VMI (ESPN+)	W, 86-67
J18	*at Western Carolina (ESPN+)	L, 71-76
J22	* FURMAN (ESPN+)	L, 82-96
J25	*at Chattanooga (ESPN+)	W, 85-80
J28	* SAMFORD (CBS Sports Network)	W, 85-77
F1	*at ETSU (ESPN+)	L, 52-77
F4	*at Furman (CBS Sports Network)	6 p.m.
F8	* WESTERN CAROLINA (ESPN+)	7 p.m.
F12	*at UNCG (ESPN+)	3 p.m.
F15	* MERCER (ESPN+)	7 p.m.
F18	*at The Citadel (ESPN+)	1 p.m.
F22	*at VMI (ESPN+)	7 p.m.
F25	* CHATTANOOGA (ESPN+)	TBA
M3-6	at Ingles SoCon Championship (Asheville, N.C.)	

^ - Battle of the Carolinas
& - Bon Secours Wellness Arena

Southern Conference men's basketball media relations information

<p>The Citadel (CitadelSports.com) John Brush (jbrush@citadel.edu) Phone: 843-953-6795</p> <p>ETSU (ETSUBucs.com) Kevin Brown (brownk@etsu.edu) Phone: 423-439-5263</p> <p>Furman (FurmanPaladins.com) Jordan Caskey (jordan.caskey@furman.edu) Phone: 864-294-3065</p> <p>Mercer (MercerBears.com) Amanda Cover (cover_al@mercer.edu) Phone: 478-301-5218</p> <p>UNCG (UNCGSpartans.com) Denise Archetto (d_archetto@uncg.edu) Phone: 770-598-2901</p> <p>Samford (SamfordSports.com) Jacob Horton (jhorton8@samford.edu) Phone: 205-726-4217</p>	<p>Chattanooga (GoMocs.com) Corey Belonzi (corey-belonzi@utc.edu) Phone: 423-425-2116</p> <p>VMI (VMIKeydets.com) Daniel Whitehead (whiteheadk@vmi.edu) Phone: 540-464-7514</p> <p>Western Carolina (CatamountSports.com) Steven Grandy (sgrandy@email.wcu.edu) Phone: 828-227-2655</p> <p>Wofford (WoffordTerriers.com) Ryan Scott (scottrm@wofford.edu) Phone: 864-597-4092</p> <p>Southern Conference (SoConSports.com) Phil Perry (pperry@socon.org) Phone: 864-591-5100 // Cell: 864-525-5174</p>	
--	---	--

2022-23 Southern Conference
CONFERENCE BASKETBALL STATISTICS
Through games of Feb 03, 2023 (All games)

SCORING OFFENSE	G	W-L	Pts	Avg/G
1. Furman	24	18-6	1969	82.0
2. Samford	24	15-9	1885	78.5
3. Chattanooga	24	12-12	1851	77.1
4. Western Carolina	24	12-12	1795	74.8
5. Wofford	24	13-11	1779	74.1
6. VMI	24	6-18	1694	70.6
7. UNCG	24	15-9	1676	69.8
8. ETSU	24	9-15	1672	69.7
9. The Citadel	24	9-15	1668	69.5
10. Mercer	24	11-13	1665	69.4

SCORING DEFENSE	G	Pts	Avg/G
1. UNCG	24	1510	62.9
2. ETSU	24	1627	67.8
3. Mercer	24	1639	68.3
4. Western Carolina	24	1677	69.9
5. Wofford	24	1684	70.2
6. Chattanooga	24	1705	71.0
7. Samford	24	1709	71.2
8. Furman	24	1721	71.7
9. VMI	24	1780	74.2
10. The Citadel	24	1784	74.3

SCORING MARGIN	G	Offense	Defense	Margin
1. Furman	24	82.0	71.7	+10.3
2. Samford	24	78.5	71.2	+7.3
3. UNCG	24	69.8	62.9	+6.9
4. Chattanooga	24	77.1	71.0	+6.1
5. Western Carolina	24	74.8	69.9	+4.9
6. Wofford	24	74.1	70.2	+4.0
7. ETSU	24	69.7	67.8	+1.9
8. Mercer	24	69.4	68.3	+1.1
9. VMI	24	70.6	74.2	-3.6
10. The Citadel	24	69.5	74.3	-4.8

FREE THROW PCT	G	FTM	FTA	Pct.
1. The Citadel	24	301	397	.758
2. VMI	24	226	300	.753
3. Furman	24	341	454	.751
4. Samford	24	409	546	.749
5. Wofford	24	293	392	.747
6. Chattanooga	24	325	450	.722
7. UNCG	24	317	440	.720
8. Western Carolina	24	346	489	.708
9. Mercer	24	281	404	.696
10. ETSU	24	262	397	.660

FIELD GOAL PERCENTAGE	G	FGM	FGA	Pct.
1. Furman	24	699	1442	.485
2. Wofford	24	650	1387	.469
3. ETSU	24	631	1382	.457
4. Samford	24	633	1391	.455
5. Mercer	24	624	1376	.453
6. Chattanooga	24	626	1392	.450
7. UNCG	24	593	1361	.436
8. The Citadel	24	592	1368	.433
9. VMI	24	617	1433	.431
10. Western Carolina	24	618	1437	.430

FIELD GOAL PCT DEFENSE	G	FGM	FGA	Pct.
1. UNCG	24	533	1344	.397
2. Chattanooga	24	615	1458	.422
3. ETSU	24	594	1387	.428
4. Samford	24	574	1333	.431
5. Mercer	24	580	1340	.433
6. The Citadel	24	619	1422	.435
7. Western Carolina	24	614	1379	.445
8. Furman	24	629	1396	.451
9. VMI	24	631	1398	.451
10. Wofford	24	631	1379	.458

3-POINT FG PCT	G	3FGM	3FGA	Pct.
1. Chattanooga	24	274	729	.376
2. VMI	24	234	643	.364
3. Furman	24	230	661	.348
4. Samford	24	210	617	.340
5. Mercer	24	136	403	.337
6. Western Carolina	24	213	634	.336
7. The Citadel	24	183	549	.333
Wofford	24	186	558	.333
9. UNCG	24	173	523	.331
10. ETSU	24	148	476	.311

3-POINT FG PCT DEFENSE	G	3FGM	3FGA	Pct.
1. UNCG	24	165	549	.301
2. ETSU	24	186	598	.311
3. The Citadel	24	189	592	.319
4. Wofford	24	193	579	.333
5. Chattanooga	24	198	587	.337
6. Western Carolina	24	130	384	.339
7. Mercer	24	152	446	.341
8. VMI	24	236	686	.344
9. Furman	24	176	501	.351
10. Samford	24	207	567	.365

REBOUNDING OFFENSE	G	Rebounds	Avg/G
1. Chattanooga	24	895	37.3
2. Western Carolina	24	886	36.9
3. Samford	24	877	36.5
4. UNCG	24	873	36.4
5. VMI	24	868	36.2
6. ETSU	24	867	36.1
7. Furman	24	856	35.7
8. Mercer	24	824	34.3
9. Wofford	24	795	33.1
10. The Citadel	24	786	32.8

REBOUNDING DEFENSE	G	Rebounds	Avg/G
1. Wofford	24	726	30.3
2. Furman	24	779	32.5
3. Samford	24	787	32.8
4. Mercer	24	789	32.9
5. VMI	24	792	33.0
6. Chattanooga	24	796	33.2
7. ETSU	24	797	33.2
8. UNCG	24	822	34.2
9. Western Carolina	24	829	34.5
10. The Citadel	24	913	38.0

2022-23 Southern Conference
CONFERENCE BASKETBALL STATISTICS
Through games of Feb 03, 2023 (All games)

REBOUNDING MARGIN		G	Team	Avg.	Opp.	Avg. Margin
1.	Chattanooga	24	895	37.3	796	33.2 +4.1
2.	Samford	24	877	36.5	787	32.8 +3.8
3.	Furman	24	856	35.7	779	32.5 +3.2
4.	VMI	24	868	36.2	792	33.0 +3.2
5.	ETSU	24	867	36.1	797	33.2 +2.9
6.	Wofford	24	795	33.1	726	30.3 +2.9
7.	Western Carolina	24	886	36.9	829	34.5 +2.4
8.	UNCG	24	873	36.4	822	34.2 +2.1
9.	Mercer	24	824	34.3	789	32.9 +1.5
10.	The Citadel	24	786	32.8	913	38.0 -5.3

BLOCKED SHOTS		G	No.	Avg/G
1.	Chattanooga	24	95	4.0
2.	Furman	24	74	3.1
3.	ETSU	24	71	3.0
4.	Western Carolina	24	67	2.8
5.	Samford	24	64	2.7
6.	UNCG	24	60	2.5
7.	The Citadel	24	59	2.5
8.	Mercer	24	50	2.1
9.	Wofford	24	42	1.8
10.	VMI	24	31	1.3

ASSISTS		G	No.	Avg/G
1.	Furman	24	422	17.6
2.	Chattanooga	24	369	15.4
3.	UNCG	24	343	14.3
4.	Mercer	24	325	13.5
5.	Western Carolina	24	312	13.0
6.	Wofford	24	308	12.8
7.	ETSU	24	302	12.6
8.	The Citadel	24	299	12.5
9.	Samford	24	288	12.0
10.	VMI	24	286	11.9

STEALS		G	No.	Avg/G
1.	UNCG	24	175	7.3
2.	Samford	24	174	7.3
3.	Furman	24	170	7.1
4.	ETSU	24	156	6.5
5.	Western Carolina	24	142	5.9
	Wofford	24	142	5.9
7.	Chattanooga	24	136	5.7
8.	VMI	24	135	5.6
9.	Mercer	24	134	5.6
10.	The Citadel	24	124	5.2

TURNOVER MARGIN		G	Team	Avg.	Opp.	Avg. Margin
1.	UNCG	24	289	12.0	338	14.1 +2.0
2.	Furman	24	289	12.0	331	13.8 +1.8
3.	Samford	24	309	12.9	338	14.1 +1.2
4.	Western Carolina	24	261	10.9	288	12.0 +1.1
5.	Wofford	24	261	10.9	275	11.5 +0.6
6.	Mercer	24	269	11.2	279	11.6 +0.4
7.	The Citadel	24	280	11.7	260	10.8 -0.8
8.	ETSU	24	324	13.5	303	12.6 -0.9
9.	Chattanooga	24	293	12.2	253	10.5 -1.7
10.	VMI	24	323	13.5	265	11.0 -2.4

ASSIST/TURNOVER RATIO		G	Ast.	Avg.	T/O	Avg.	Ratio
1.	Furman	24	422	17.6	289	12.0	1.5
2.	Chattanooga	24	369	15.4	293	12.2	1.3
3.	Mercer	24	325	13.5	269	11.2	1.2
4.	Western Carolina	24	312	13.0	261	10.9	1.2
5.	UNCG	24	343	14.3	289	12.0	1.2
6.	Wofford	24	308	12.8	261	10.9	1.2
7.	The Citadel	24	299	12.5	280	11.7	1.1
8.	ETSU	24	302	12.6	324	13.5	0.9
9.	Samford	24	288	12.0	309	12.9	0.9
10.	VMI	24	286	11.9	323	13.5	0.9

OFFENSIVE REBOUNDS		G	No.	Avg/G
1.	ETSU	24	265	11.0
2.	VMI	24	264	11.0
3.	Samford	24	259	10.8
4.	Chattanooga	24	255	10.6
5.	Western Carolina	24	251	10.5
6.	Mercer	24	243	10.1
7.	UNCG	24	236	9.8
	Furman	24	236	9.8
9.	Wofford	24	224	9.3
10.	The Citadel	24	171	7.1

DEFENSIVE REBOUNDS		G	No.	Avg/G
1.	Chattanooga	24	640	26.7
2.	UNCG	24	637	26.5
3.	Western Carolina	24	635	26.5
4.	Furman	24	620	25.8
5.	Samford	24	618	25.8
6.	The Citadel	24	615	25.6
7.	VMI	24	604	25.2
8.	ETSU	24	602	25.1
9.	Mercer	24	581	24.2
10.	Wofford	24	571	23.8

DEFENSIVE REB PCT.		G	D-Reb	Opp. OR	D-Reb%
1.	Western Carolina	24	635	201	.760
2.	Furman	24	620	211	.746
3.	Wofford	24	571	196	.744
4.	Samford	24	618	221	.737
5.	VMI	24	604	217	.736
6.	Chattanooga	24	640	232	.734
7.	UNCG	24	637	233	.732
8.	ETSU	24	602	238	.717
9.	Mercer	24	581	234	.713
10.	The Citadel	24	615	261	.702

OFFENSIVE REB PCT.		G	O-Reb	Opp. DR	O-Reb%
1.	ETSU	24	265	559	.322
2.	VMI	24	264	575	.315
3.	Samford	24	259	566	.314
4.	Chattanooga	24	255	564	.311
5.	Mercer	24	243	555	.305
6.	Wofford	24	224	530	.297
7.	Furman	24	236	568	.294
8.	UNCG	24	236	589	.286
9.	Western Carolina	24	251	628	.286
10.	The Citadel	24	171	652	.208

2022-23 Southern Conference
CONFERENCE BASKETBALL STATISTICS
Through games of Feb 03, 2023 (All games)

<u>3-POINT FG MADE</u>	<u>G</u>	<u>No.</u>	<u>Avg/G</u>
1. Chattanooga	24	274	11.4
2. VMI	24	234	9.8
3. Furman	24	230	9.6
4. Western Carolina	24	213	8.9
5. Samford	24	210	8.8
6. Wofford	24	186	7.8
7. The Citadel	24	183	7.6
8. UNCG	24	173	7.2
9. ETSU	24	148	6.2
10. Mercer	24	136	5.7

2022-23 Southern Conference
CONFERENCE BASKETBALL STATISTICS
Through games of Feb 03, 2023 (All games)

Team	Conference	Pct.	PF	PA	Overall	Pct.	PF	PA	Current unbeaten streak
Furman	9-2	.818	81.4	70.3	18-6	.750	82.0	71.7	Furman -- 5
Samford	9-2	.818	77.9	71.5	15-9	.625	78.5	71.2	Samford -- 1
UNCG	9-2	.818	69.4	59.5	15-9	.625	69.8	62.9	UNCG -- 1
Wofford	5-6	.455	71.3	73.7	13-11	.542	74.1	70.2	VMI -- 1
Western Carolina	5-6	.455	69.6	70.9	12-12	.500	74.8	69.9	ETSU -- 1
ETSU	5-6	.455	68.1	66.5	9-15	.375	69.7	67.8	
Chattanooga	4-7	.364	73.2	73.8	12-12	.500	77.1	71.0	
Mercer	4-7	.364	60.2	67.6	11-13	.458	69.4	68.3	
The Citadel	4-7	.364	67.5	74.1	9-15	.375	69.5	74.3	
VMI	1-10	.091	63.2	73.6	6-18	.250	70.6	74.2	

TEAM SUMMARIES	G	PF-PA	Avg score	Margin	FG-FGA	Pct.	3FG-FGA	Pct.	FT-FTA	Pct.	RebF	RebA	Margin
Chattanooga	24	1851-1705	77.1-71.0	+6.1	626-1392	.450	274-729	.376	325-450	.722	895	796	+4.1
ETSU	24	1672-1627	69.7-67.8	+1.9	631-1382	.457	148-476	.311	262-397	.660	867	797	+2.9
Furman	24	1969-1721	82.0-71.7	+10.3	699-1442	.485	230-661	.348	341-454	.751	856	779	+3.2
Mercer	24	1665-1639	69.4-68.3	+1.1	624-1376	.453	136-403	.337	281-404	.696	824	789	+1.5
Samford	24	1885-1709	78.5-71.2	+7.3	633-1391	.455	210-617	.340	409-546	.749	877	787	+3.8
The Citadel	24	1668-1784	69.5-74.3	-4.8	592-1368	.433	183-549	.333	301-397	.758	786	913	-5.3
UNCG	24	1676-1510	69.8-62.9	+6.9	593-1361	.436	173-523	.331	317-440	.720	873	822	+2.1
VMI	24	1694-1780	70.6-74.2	-3.6	617-1433	.431	234-643	.364	226-300	.753	868	792	+3.2
Western Carolina	24	1795-1677	74.8-69.9	+4.9	618-1437	.430	213-634	.336	346-489	.708	886	829	+2.4
Wofford	24	1779-1684	74.1-70.2	+4.0	650-1387	.469	186-558	.333	293-392	.747	795	726	+2.9

ATTENDANCE	Home	Average	Away	Average	Neutral	Average	Total	Average
Chattanooga	12-36118	3010	12-35287	2941	0-0	0	24-71405	2975
ETSU	13-39821	3063	9-27139	3015	2-1796	898	24-68756	2865
Furman	12-22209	1851	8-27674	3459	4-7768	1942	24-57651	2402
Mercer	10-14147	1415	11-24331	2212	3-804	268	24-39282	1637
Samford	12-28182	2348	12-23693	1974	0-0	0	24-51875	2161
The Citadel	11-15291	1390	11-42011	3819	2-467	234	24-57769	2407
UNCG	11-14843	1349	10-40673	4067	3-0	0	24-55516	2313
VMI	10-13920	1392	12-23575	1965	2-264	132	24-37759	1573
Western Carolina	11-16776	1525	11-39088	3553	2-390	195	24-56254	2344
Wofford	13-16127	1241	11-40279	3662	0-0	0	24-56406	2350
Totals	115-217434	1891	107-323750	3026	18-11489	638	240-552673	2303

2022-23 Southern Conference
INDIVIDUAL BASKETBALL STATISTICS
Through games of Feb 03, 2023 (All games)

To be ranked, a player must appear in at least 75.0% of their team's games.

SCORING								REBOUNDING							
	Cl	G	FG	3FG	FT	Pts	Avg/G		Cl	G	Off	Def	Total	Avg/G	
1. Jake Stephens-UTC	Sr	20	150	42	93	435	21.8	1. Jake Stephens-UTC	Sr	20	48	156	204	10.2	
2. Mike Bothwell-FUR	Sr	24	159	35	104	457	19.0	2. Tyzhaun Claude-WCU	Jr	24	80	121	201	8.4	
3. Stephen Clark-CIT	Sr	24	168	8	74	418	17.4	3. Jaden Seymour-ETSU	So	21	50	104	154	7.3	
4. Jalen Slawson-FUR	Sr	24	131	24	90	376	15.7	4. Jalen Slawson-FUR	Sr	24	43	128	171	7.1	
5. Tyzhaun Claude-WCU	Jr	24	132	2	109	375	15.6	5. Vonterius Woolbright-WCU	Sr	23	34	128	162	7.0	
6. Jalyn McCreary-MER	So	24	170	0	30	370	15.4	6. Jermaine Marshall-SAM	Jr	23	45	109	154	6.7	
7. B.J. Mack-WOF	Sr	23	130	35	58	353	15.3	7. Stephen Clark-CIT	Sr	24	38	122	160	6.7	
8. Austin Ash-CIT	Sr	24	118	82	43	361	15.0	8. Mohammed Abdulsalam-UNCG	Sr	24	41	118	159	6.6	
9. Jackson Paveletzke-WOF	Fr	24	114	31	90	349	14.5	9. Taeshaud Jackson-VMI	Fr	23	45	101	146	6.3	
10. Vonterius Woolbright-WCU	Sr	23	115	7	94	331	14.4	10. Keondre Kennedy-UNCG	Sr	22	21	113	134	6.1	
11. Logan Dye-SAM	Sr	24	125	31	63	344	14.3	11. Jalen Haynes-ETSU	So	24	58	85	143	6.0	
12. Jordan King-ETSU	Sr	24	121	49	49	340	14.2	12. Jalyn McCreary-MER	So	24	54	82	136	5.7	
13. Jalen Haynes-ETSU	So	24	125	3	81	334	13.9	13. Sean Conway-VMI	Sr	24	45	90	135	5.6	
14. Asher Woods-VMI	Fr	24	115	34	67	331	13.8	14. Logan Dye-SAM	Sr	24	39	94	133	5.5	
15. Tre Jackson-WCU	Jr	23	101	76	39	317	13.8	15. Marcus Foster-FUR	Jr	24	31	91	122	5.1	
16. Sean Conway-VMI	Sr	24	118	58	35	329	13.7	16. Asher Woods-VMI	Fr	24	26	94	120	5.0	
17. Jamal Johnson-UTC	Sr	24	98	64	63	323	13.5	Rickey Bradley-VMI	Fr	24	32	88	120	5.0	
18. Keyshaun Langley-UNCG	Sr	24	112	60	36	320	13.3	B.J. Mack-WOF	Sr	23	24	91	115	5.0	
19. Keondre Kennedy-UNCG	Sr	22	89	41	56	275	12.5	19. Messiah Jones-WOF	Sr	24	52	67	119	5.0	
20. Kamar Robertson-MER	Sr	20	73	33	54	233	11.7	20. Austin Ash-CIT	Sr	24	9	109	118	4.9	
21. Jermaine Marshall-SAM	Jr	23	82	21	78	263	11.4	Kyler Filewich-WOF	Jr	24	49	69	118	4.9	
22. Marcus Foster-FUR	Jr	24	92	48	38	270	11.3								
23. Mikeal Brown-Jones-UNCG	Jr	24	98	7	57	260	10.8								
24. Tyler Houser-VMI	Fr	24	98	33	27	256	10.7								
25. JP Pegues-FUR	So	24	85	45	37	252	10.5								
26. Tony Felder-VMI	Fr	24	84	40	38	246	10.3								
27. Dalvin White-UTC	Sr	22	74	49	22	219	10.0								
28. Russell Jones Jr.-WCU	Jr	24	77	45	34	233	9.7								
29. Shawn Walker Jr.-MER	Sr	23	83	29	26	221	9.6								
30. Bubba Parham-SAM	Sr	24	64	43	52	223	9.3								
FIELD GOAL PCT						ASSISTS									
	Cl	G	FGM	FGA	Pct.		Cl	G	No.	Avg/G					
1. Kyler Filewich-WOF	Jr	24	72	109	.661	1. Vonterius Woolbright-WCU	Sr	23	113	4.9					
2. Jalen Haynes-ETSU	So	24	125	213	.587	2. JP Pegues-FUR	So	24	93	3.9					
3. Mikeal Brown-Jones-UNCG	Jr	24	98	167	.587	3. Jackson Paveletzke-WOF	Fr	24	90	3.8					
4. Jalyn McCreary-MER	So	24	170	303	.561	4. Luis Hurtado-MER	Sr	23	85	3.7					
5. Jalen Slawson-FUR	Sr	24	131	235	.557	5. Jalen Slawson-FUR	Sr	24	87	3.6					
6. Jake Stephens-UTC	Sr	20	150	273	.549	Dante Treacy-UNCG	Sr	24	87	3.6					
7. Garrett Hien-FUR	Jr	22	70	130	.538	7. Kobe Langley-UNCG	Sr	24	86	3.6					
8. Mike Bothwell-FUR	Sr	24	159	296	.537	8. Jake Stephens-UTC	Sr	20	71	3.6					
9. Messiah Jones-WOF	Sr	24	82	153	.536	9. Mike Bothwell-FUR	Sr	24	82	3.4					
10. Logan Dye-SAM	Sr	24	125	241	.519	10. Tony Felder-VMI	Fr	24	80	3.3					
11. Tyzhaun Claude-WCU	Jr	24	132	255	.518	11. Allen Strothers-ETSU	Fr	24	77	3.2					
12. Stephen Clark-CIT	Sr	24	168	327	.514	12. Jordan King-ETSU	Sr	24	76	3.2					
13. B.J. Mack-WOF	Sr	23	130	262	.496	13. Dalvin White-UTC	Sr	22	66	3.0					
14. Rickey Bradley-VMI	Fr	24	76	155	.490	14. Stephen Clark-CIT	Sr	24	70	2.9					
15. Tyler Houser-VMI	Fr	24	98	204	.480	15. Jaron Rillie-SAM	So	24	65	2.7					

2022-23 Southern Conference
INDIVIDUAL BASKETBALL STATISTICS
Through games of Feb 03, 2023 (All games)

FREE THROW PCT					
	Cl	G	FTM	FTA	Pct.
1. Jamal Johnson-UTC	Sr	24	63	73	.863
2. Jackson Paveletzke-WOF	Fr	24	90	105	.857
3. Jake Stephens-UTC	Sr	20	93	110	.845
4. Mike Bothwell-FUR	Sr	24	104	124	.839
5. B.J. Mack-WOF	Sr	23	58	70	.829
6. Keondre Kennedy-UNCG	Sr	22	56	68	.824
7. Kamar Robertson-MER	Sr	20	54	66	.818
8. Bubba Parham-SAM	Sr	24	52	64	.813
9. Asher Woods-VMI	Fr	24	67	83	.807
10. Jordan King-ETSU	Sr	24	49	61	.803
11. Jalen Slawson-FUR	Sr	24	90	113	.796
12. Jermaine Marshall-SAM	Jr	23	78	98	.796
13. Mikeal Brown-Jones-UNCG	Jr	24	57	75	.760
14. Madison Durr-CIT	Fr	24	49	66	.742
15. Logan Dye-SAM	Sr	24	63	89	.708

STEALS				
	Cl	G	No.	Avg/G
1. Kobe Langley-UNCG	Sr	24	47	2.0
2. Elijah Morgan-CIT	Jr	24	42	1.8
3. Russell Jones Jr.-WCU	Jr	24	41	1.7
Keyshaun Langley-UNCG	Sr	24	41	1.7
5. Jalen Slawson-FUR	Sr	24	40	1.7
6. A.J. Staton-McCray-SAM	So	23	36	1.6
7. Allen Strothers-ETSU	Fr	24	30	1.3
Corey Tripp-WOF	So	24	30	1.3
9. Jordan King-ETSU	Sr	24	29	1.2
10. Vonterius Woolbright-WCU	Sr	23	27	1.2
Tre Jackson-WCU	Jr	23	27	1.2
12. Kamar Robertson-MER	Sr	20	23	1.2
13. Jaron Rillie-SAM	So	24	26	1.1
14. Keondre Kennedy-UNCG	Sr	22	23	1.0
15. Jermaine Marshall-SAM	Jr	23	24	1.0

3-POINT FG PCT					
	Cl	G	3FG	FGA	Pct.
1. Dalvin White-UTC	Sr	22	49	106	.462
2. Kamar Robertson-MER	Sr	20	33	74	.446
3. Tre Jackson-WCU	Jr	23	76	182	.418
4. Keyshaun Langley-UNCG	Sr	24	60	147	.408
5. Jake Stephens-UTC	Sr	20	42	103	.408
6. Sean Conway-VMI	Sr	24	58	146	.397
7. Jamal Johnson-UTC	Sr	24	64	162	.395
8. Devin Butler-VMI	Jr	24	35	89	.393
9. Logan Dye-SAM	Sr	24	31	79	.392
10. Austin Ash-CIT	Sr	24	82	209	.392
11. Tyler Houser-VMI	Fr	24	33	85	.388
12. Jackson Paveletzke-WOF	Fr	24	31	80	.388
13. Marcus Foster-FUR	Jr	24	48	125	.384
14. Shawn Walker Jr.-MER	Sr	23	29	76	.382
15. Russell Jones Jr.-WCU	Jr	24	45	119	.378

3-POINT FG MADE				
	Cl	G	3FG	Avg/G
1. Austin Ash-CIT	Sr	24	82	3.4
2. Tre Jackson-WCU	Jr	23	76	3.3
3. Jamal Johnson-UTC	Sr	24	64	2.7
4. Keyshaun Langley-UNCG	Sr	24	60	2.5
5. Sean Conway-VMI	Sr	24	58	2.4
6. Dalvin White-UTC	Sr	22	49	2.2
7. Jake Stephens-UTC	Sr	20	42	2.1
8. Jordan King-ETSU	Sr	24	49	2.0
9. Marcus Foster-FUR	Jr	24	48	2.0
10. Russell Jones Jr.-WCU	Jr	24	45	1.9
JP Pegues-FUR	So	24	45	1.9
12. Keondre Kennedy-UNCG	Sr	22	41	1.9
13. Bubba Parham-SAM	Sr	24	43	1.8
14. Tony Felder-VMI	Fr	24	40	1.7
15. Kamar Robertson-MER	Sr	20	33	1.7

BLOCKED SHOTS				
	Cl	G	No.	Avg/G
1. Jake Stephens-UTC	Sr	20	47	2.4
2. Stephen Clark-CIT	Sr	24	42	1.8
3. Jalen Slawson-FUR	Sr	24	36	1.5
4. Jaden Seymour-ETSU	So	21	19	0.9
5. Tyzhaun Claude-WCU	Jr	24	21	0.9
6. Achor Achor-SAM	So	22	19	0.9
7. Sam Alexis-UTC	Fr	21	15	0.7
8. Logan Dye-SAM	Sr	24	17	0.7
9. Mohammed Abdulsalam-UNCG	Sr	24	16	0.7
Tyler Harris-WCU	Sr	24	16	0.7
Jalyn McCreary-MER	So	24	16	0.7
12. Keondre Kennedy-UNCG	Sr	22	14	0.6
13. Jalen Haynes-ETSU	So	24	13	0.5
14. Bas Leyte-UNCG	Sr	24	11	0.5
Tyler Houser-VMI	Fr	24	11	0.5

ASSIST/TURNOVER RATIO					
	Cl	G	Ast.	T/O	Ratio
1. Dalvin White-UTC	Sr	22	66	18	3.7
2. Kobe Langley-UNCG	Sr	24	86	34	2.5
3. Jackson Paveletzke-WOF	Fr	24	90	45	2.0
4. Mike Bothwell-FUR	Sr	24	82	42	2.0
5. Vonterius Woolbright-WCU	Sr	23	113	58	1.9
6. JP Pegues-FUR	So	24	93	48	1.9
7. Dante Treacy-UNCG	Sr	24	87	49	1.8
8. Luis Hurtado-MER	Sr	23	85	50	1.7
9. Jordan King-ETSU	Sr	24	76	49	1.6
10. Tony Felder-VMI	Fr	24	80	54	1.5
11. Jalen Slawson-FUR	Sr	24	87	62	1.4
12. Allen Strothers-ETSU	Fr	24	77	55	1.4
13. Jake Stephens-UTC	Sr	20	71	56	1.3

2022-23 Southern Conference
INDIVIDUAL BASKETBALL STATISTICS
Through games of Feb 03, 2023 (All games)

OFFENSIVE REBOUNDS			
	Cl	G	No. Avg/G
1. Tyzhaun Claude-WCU	Jr	24	80 3.3
2. Jalen Haynes-ETSU	So	24	58 2.4
3. Jake Stephens-UTC	Sr	20	48 2.4
4. Jaden Seymour-ETSU	So	21	50 2.4
5. Jalyn McCreary-MER	So	24	54 2.3
6. Bas Leyte-UNCG	Sr	24	52 2.2
Messiah Jones-WOF	Sr	24	52 2.2
8. Kyler Filewich-WOF	Jr	24	49 2.0
9. Taeshaud Jackson-VMI	Fr	23	45 2.0
Jermaine Marshall-SAM	Jr	23	45 2.0
11. Sean Conway-VMI	Sr	24	45 1.9
12. Jalen Slawson-FUR	Sr	24	43 1.8
13. Mohammed Abdulsalam-UNCG	Sr	24	41 1.7
14. Achor Achor-SAM	So	22	36 1.6
15. Logan Dye-SAM	Sr	24	39 1.6

DEFENSIVE REBOUNDS			
	Cl	G	No. Avg/G
1. Jake Stephens-UTC	Sr	20	156 7.8
2. Vonterius Woolbright-WCU	Sr	23	128 5.6
3. Jalen Slawson-FUR	Sr	24	128 5.3
4. Keondre Kennedy-UNCG	Sr	22	113 5.1
5. Stephen Clark-CIT	Sr	24	122 5.1
6. Tyzhaun Claude-WCU	Jr	24	121 5.0
7. Jaden Seymour-ETSU	So	21	104 5.0
8. Mohammed Abdulsalam-UNCG	Sr	24	118 4.9
9. Jermaine Marshall-SAM	Jr	23	109 4.7
10. Austin Ash-CIT	Sr	24	109 4.5
11. Taeshaud Jackson-VMI	Fr	23	101 4.4
12. B.J. Mack-WOF	Sr	23	91 4.0
13. Asher Woods-VMI	Fr	24	94 3.9
Logan Dye-SAM	Sr	24	94 3.9
15. Marcus Foster-FUR	Jr	24	91 3.8

MINUTES PLAYED			
	Cl	G	No. Avg/G
1. Austin Ash-CIT	Sr	24	899 37.5
2. Jordan King-ETSU	Sr	24	840 35.0
3. Asher Woods-VMI	Fr	24	839 35.0
4. Stephen Clark-CIT	Sr	24	827 34.5
5. Mike Bothwell-FUR	Sr	24	820 34.2
6. Tre Jackson-WCU	Jr	23	775 33.7
7. Jake Stephens-UTC	Sr	20	644 32.2
8. Sean Conway-VMI	Sr	24	770 32.1
9. Jackson Paveletzke-WOF	Fr	24	769 32.0
10. JP Pegues-FUR	So	24	753 31.4
Russell Jones Jr.-WCU	Jr	24	753 31.4
12. Jalen Slawson-FUR	Sr	24	748 31.2
13. Vonterius Woolbright-WCU	Sr	23	716 31.1
14. Elijah Morgan-CIT	Jr	24	732 30.5
15. Keondre Kennedy-UNCG	Sr	22	662 30.1
16. Rickey Bradley-VMI	Fr	24	722 30.1
17. Corey Tripp-WOF	So	24	716 29.8
18. Keyshaun Langley-UNCG	Sr	24	708 29.5
19. B.J. Mack-WOF	Sr	23	678 29.5
20. Shawn Walker Jr.-MER	Sr	23	673 29.3
21. Tyler Harris-WCU	Sr	24	701 29.2
22. Jamal Johnson-UTC	Sr	24	696 29.0
23. Marcus Foster-FUR	Jr	24	687 28.6
24. Bubba Parham-SAM	Sr	24	679 28.3
25. Dante Treacy-UNCG	Sr	24	670 27.9
26. Jalen Haynes-ETSU	So	24	664 27.7
27. Allen Strothers-ETSU	Fr	24	654 27.3
Kamar Robertson-MER	Sr	20	545 27.3
29. Luis Hurtado-MER	Sr	23	624 27.1
30. A.J. Caldwell-UTC	Sr	24	648 27.0

2022-23 Southern Conference
Conference Team Highs
Through games of Feb 03, 2023 (All games)

TEAM HIGHS (highest totals made by)

Points	120	Wofford vs Bob Jones (11/07/22)
	120	UNCG vs Warren Wilson (12/18/22)
Margin	72 (120-48)	Wofford vs Bob Jones (11/07/22)
	72 (120-48)	UNCG vs Warren Wilson (12/18/22)
Field goals made	49	Wofford vs Bob Jones (11/07/22)
	46	Mercer vs Milligan (11/11/22)
Field goal attempts	86	Western Carolina vs Toccoa Falls (12/20/22)
	83	The Citadel vs Morris (11/15/22)
Field goal percentage	.662 (45-68)	UNCG vs Warren Wilson (12/18/22)
	.661 (37-56)	VMI vs Regent (11/26/22)
3-Pt FG made	22	Chattanooga vs Covenant (11/19/22)
	20	VMI vs Carlow (12/07/22)
3-Pt FG attempts	53	VMI vs Carlow (12/07/22)
	44	Furman vs Anderson (12/19/22)
3-Pt percentage	.625 (10-16)	Furman at Mercer (01/11/23)
	.615 (16-26)	VMI at Chattanooga (01/07/23)
Free throws made	33	UNCG at Furman (01/14/23)
	29	Samford at The Citadel (12/31/22)
Free throw attempts	42	ETSU vs Little Rock (11/17/22)
	41	UNCG at Furman (01/14/23)
Free throw percentage	1.000 (17-17)	The Citadel at VMI (01/21/23)
	1.000 (16-16)	ETSU vs Chattanooga (01/28/23)
	1.000 (12-12)	The Citadel vs IUPUI (11/25/22)
	1.000 (11-11)	VMI at Furman (12/29/22)
	1.000 (7-7)	Wofford at Texas A&M (12/20/22)
Rebounds	69	The Citadel vs Morris (11/15/22)
	64	Western Carolina vs Brescia (11/13/22)
Assists	32	UNCG vs Warren Wilson (12/18/22)
	31	Mercer vs Milligan (11/11/22)
	31	Mercer vs Middle Georgia State (12/06/22)
Steals	16	ETSU at The Citadel (01/11/23)
	15	Furman vs North Greenville (11/07/22)
Blocked shots	11	Chattanooga vs Johnson (Tenn.) (12/10/22)
	9	The Citadel vs Western Carolina (01/14/23)
	9	Western Carolina vs Wofford (01/18/23)
Turnovers	24	VMI vs SIUE (11/19/22)
	23	Samford vs Louisiana Tech (11/25/22)
Fouls	29	The Citadel at N.C. Central (12/20/22)
	29	Furman vs UNCG (01/14/23)

2022-23 Southern Conference
Conference Individual Highs
Through games of Feb 03, 2023 (All games)

INDIVIDUAL PLAYER GAME HIGHS

Points	42	Jordan King (ETSU) at The Citadel (01/11/23)
	37	Jake Stephens (Chattanooga) vs VMI (01/07/23)
Field goals made	14	Jordan King (ETSU) at The Citadel (01/11/23)
	13	Jake Stephens (Chattanooga) vs Western Carolina (01/11/23)
Field goal attempts	21	Jake Stephens (Chattanooga) vs Milwaukee (12/06/22)
	20	Mike Bothwell (Furman) vs Penn State (11/17/22)
	20	Keyshaun Langley (UNCG) at Wofford (12/31/22)
	20	Stephen Clark (The Citadel) vs Western Carolina (01/14/23)
	20	Jalyn McCreary (Mercer) vs ETSU (01/25/23)
Field goal percentage	1.000 (8-8)	Jalen Haynes (ETSU) vs Mars Hill (11/30/22)
	.923 (12-13)	Jalyn McCreary (Mercer) vs Middle Georgia State (12/06/22)
3-Pt FG made	9	Austin Ash (The Citadel) vs Longwood (12/17/22)
	8	Jordan King (ETSU) at The Citadel (01/11/23)
3-Pt FG attempts	17	Devin Butler (VMI) vs Carlow (12/07/22)
	17	Austin Ash (The Citadel) vs Longwood (12/17/22)
3-Pt percentage	.857 (6-7)	Sean Conway (VMI) vs Regent (11/26/22)
	.857 (6-7)	Sean Conway (VMI) vs Navy (12/03/22)
	.857 (6-7)	Marcus Foster (Furman) at Mercer (01/11/23)
	.857 (6-7)	Carson McCorkle (Wofford) vs VMI (01/14/23)
Free throws made	13	Jermaine Marshall (Samford) at UCF (12/04/22)
	13	Mike Bothwell (Furman) at Wofford (01/22/23)
	13	Jalen Slawson (Furman) vs Samford (01/25/23)
Free throw attempts	16	Jermaine Marshall (Samford) at UCF (12/04/22)
	15	Jalen Slawson (Furman) vs Samford (01/25/23)
Free throw percentage	1.000 (11-11)	Mike Bothwell (Furman) vs Stephen F. Austin (12/17/22)
	1.000 (10-10)	Mike Bothwell (Furman) at App State (11/29/22)
	1.000 (9-9)	Jalen Haynes (ETSU) vs Louisiana (11/13/22)
	1.000 (9-9)	Keondre Kennedy (UNCG) vs Montana State (11/25/22)
	1.000 (9-9)	Tyzhaun Claude (Western Carolina) vs Toccoa Falls (12/20/22)
	1.000 (9-9)	Jaron Rillie (Samford) at The Citadel (12/31/22)
	1.000 (8-8)	Jermaine Marshall (Samford) vs Spring Hill (11/10/22)
	1.000 (8-8)	Jackson Paveletzke (Wofford) vs North Carolina A&T (11/20/22)
	1.000 (8-8)	Austin Ash (The Citadel) at Charleston Southern (11/30/22)
	1.000 (8-8)	B.J. Mack (Wofford) vs ETSU (12/29/22)
	1.000 (8-8)	Austin Ash (The Citadel) at VMI (01/21/23)
	1.000 (8-8)	Jalen Haynes (ETSU) vs Chattanooga (01/28/23)
Rebounds	20	Jake Stephens (Chattanooga) vs Belmont (12/18/22)
	17	Tyzhaun Claude (Western Carolina) at The Citadel (01/14/23)
Assists	11	Vonterius Woolbright (Western Carolina) at VMI (01/28/23)
	10	DJ Campbell (Western Carolina) vs Brescia (11/13/22)
	10	Luis Hurtado (Mercer) vs Winthrop (11/19/22)
	10	Rickey Bradley (VMI) vs Carlow (12/07/22)
	10	Jackson Paveletzke (Wofford) vs Montreat (12/17/22)
	10	Jaron Rillie (Samford) vs Mercer (12/28/22)
	10	Vonterius Woolbright (Western Carolina) vs Wofford (01/18/23)
Steals	7	Jordan King (ETSU) at The Citadel (01/11/23)
	6	Jaron Rillie (Samford) vs Wofford (01/11/23)
Blocked shots	5	Jake Stephens (Chattanooga) at Gardner-Webb (12/03/22)
	5	Jake Stephens (Chattanooga) vs Belmont (12/18/22)
	5	Jake Stephens (Chattanooga) at The Citadel (12/29/22)
	5	Stephen Clark (The Citadel) vs ETSU (01/11/23)
	5	Stephen Clark (The Citadel) vs Western Carolina (01/14/23)
Turnovers	8	Jake Stephens (Chattanooga) at Col. of Charleston (11/07/22)
	7	JP Pegues (Furman) vs South Carolina State (12/03/22)
	7	Mike Bothwell (Furman) vs Stephen F. Austin (12/17/22)

7	Jake Stephens (Chattanooga) vs Belmont (12/18/22)
7	Asher Woods (VMI) at Chattanooga (01/07/23)
7	Austin Ash (The Citadel) vs ETSU (01/11/23)

2022-23 Southern Conference
CONFERENCE BASKETBALL STATISTICS
Through games of Feb 03, 2023 (Conference games only)

SCORING OFFENSE	G	W-L	Pts	Avg/G
1. Furman	11	9-2	895	81.4
2. Samford	11	9-2	857	77.9
3. Chattanooga	11	4-7	805	73.2
4. Wofford	11	5-6	784	71.3
5. Western Carolina	11	5-6	766	69.6
6. UNCG	11	9-2	763	69.4
7. ETSU	11	5-6	749	68.1
8. The Citadel	11	4-7	742	67.5
9. VMI	11	1-10	695	63.2
10. Mercer	11	4-7	662	60.2

SCORING DEFENSE	G	Pts	Avg/G
1. UNCG	11	655	59.5
2. ETSU	11	731	66.5
3. Mercer	11	744	67.6
4. Furman	11	773	70.3
5. Western Carolina	11	780	70.9
6. Samford	11	787	71.5
7. VMI	11	810	73.6
8. Wofford	11	811	73.7
9. Chattanooga	11	812	73.8
10. The Citadel	11	815	74.1

SCORING MARGIN	G	Offense	Defense	Margin
1. Furman	11	81.4	70.3	+11.1
2. UNCG	11	69.4	59.5	+9.8
3. Samford	11	77.9	71.5	+6.4
4. ETSU	11	68.1	66.5	+1.6
5. Chattanooga	11	73.2	73.8	-0.6
6. Western Carolina	11	69.6	70.9	-1.3
7. Wofford	11	71.3	73.7	-2.5
8. The Citadel	11	67.5	74.1	-6.6
9. Mercer	11	60.2	67.6	-7.5
10. VMI	11	63.2	73.6	-10.5

FREE THROW PCT	G	FTM	FTA	Pct.
1. The Citadel	11	151	196	.770
2. Samford	11	171	223	.767
3. Furman	11	190	251	.757
4. Wofford	11	134	179	.749
5. VMI	11	91	122	.746
6. Chattanooga	11	148	200	.740
7. UNCG	11	152	215	.707
8. Western Carolina	11	152	219	.694
9. Mercer	11	109	162	.673
10. ETSU	11	119	183	.650

FIELD GOAL PERCENTAGE	G	FGM	FGA	Pct.
1. Samford	11	291	610	.477
2. Furman	11	299	642	.466
3. Wofford	11	285	621	.459
4. ETSU	11	281	618	.455
5. UNCG	11	270	599	.451
6. Chattanooga	11	270	635	.425
7. The Citadel	11	255	602	.424
8. Western Carolina	11	266	632	.421
9. VMI	11	258	637	.405
10. Mercer	11	255	638	.400

FIELD GOAL PCT DEFENSE	G	FGM	FGA	Pct.
1. UNCG	11	230	596	.386
2. ETSU	11	268	658	.407
3. Furman	11	273	638	.428
4. Samford	11	263	602	.437
5. Chattanooga	11	285	650	.438
6. Mercer	11	267	598	.446
7. The Citadel	11	286	635	.450
8. VMI	11	282	617	.457
9. Wofford	11	294	634	.464
10. Western Carolina	11	282	606	.465

3-POINT FG PCT	G	3FGM	3FGA	Pct.
1. Samford	11	104	285	.365
2. Chattanooga	11	117	328	.357
3. Furman	11	107	302	.354
4. The Citadel	11	81	235	.345
5. UNCG	11	71	218	.326
6. ETSU	11	68	209	.325
7. Wofford	11	80	248	.323
8. VMI	11	88	274	.321
9. Western Carolina	11	82	272	.301
10. Mercer	11	43	164	.262

3-POINT FG PCT DEFENSE	G	3FGM	3FGA	Pct.
1. UNCG	11	73	254	.287
2. ETSU	11	84	283	.297
3. The Citadel	11	85	272	.313
4. Furman	11	68	213	.319
5. Chattanooga	11	90	265	.340
6. Wofford	11	99	290	.341
7. Samford	11	90	263	.342
8. VMI	11	104	294	.354
9. Mercer	11	76	206	.369
10. Western Carolina	11	72	195	.369

REBOUNDING OFFENSE	G	Rebounds	Avg/G
1. ETSU	11	413	37.5
2. Furman	11	399	36.3
3. UNCG	11	386	35.1
Chattanooga	11	386	35.1
5. VMI	11	380	34.5
6. Mercer	11	375	34.1
7. Samford	11	371	33.7
8. Western Carolina	11	364	33.1
9. Wofford	11	346	31.5
10. The Citadel	11	339	30.8

REBOUNDING DEFENSE	G	Rebounds	Avg/G
1. Samford	11	339	30.8
2. VMI	11	367	33.4
3. ETSU	11	372	33.8
UNCG	11	372	33.8
5. Wofford	11	373	33.9
6. Furman	11	374	34.0
7. Western Carolina	11	383	34.8
Mercer	11	383	34.8
9. Chattanooga	11	386	35.1
10. The Citadel	11	410	37.3

2022-23 Southern Conference
CONFERENCE BASKETBALL STATISTICS
Through games of Feb 03, 2023 (Conference games only)

REBOUNDING MARGIN	G	Team	Avg.	Opp.	Avg.	Margin
1.	ETSU	11	413	37.5	372	33.8 +3.7
2.	Samford	11	371	33.7	339	30.8 +2.9
3.	Furman	11	399	36.3	374	34.0 +2.3
4.	UNCG	11	386	35.1	372	33.8 +1.3
5.	VMI	11	380	34.5	367	33.4 +1.2
6.	Chattanooga	11	386	35.1	386	35.1 +0.0
7.	Mercer	11	375	34.1	383	34.8 -0.7
8.	Western Carolina	11	364	33.1	383	34.8 -1.7
9.	Wofford	11	346	31.5	373	33.9 -2.5
10.	The Citadel	11	339	30.8	410	37.3 -6.5

BLOCKED SHOTS	G	No.	Avg/G
1.	Chattanooga	11	36 3.3
2.	The Citadel	11	31 2.8
	Western Carolina	11	31 2.8
	UNCG	11	31 2.8
	ETSU	11	31 2.8
6.	Samford	11	28 2.5
7.	Furman	11	27 2.5
8.	Mercer	11	24 2.2
9.	Wofford	11	17 1.5
10.	VMI	11	14 1.3

ASSISTS	G	No.	Avg/G
1.	Furman	11	168 15.3
2.	Chattanooga	11	154 14.0
3.	UNCG	11	144 13.1
4.	Wofford	11	136 12.4
5.	The Citadel	11	131 11.9
	Samford	11	131 11.9
7.	ETSU	11	125 11.4
8.	Western Carolina	11	121 11.0
9.	VMI	11	117 10.6
10.	Mercer	11	99 9.0

STEALS	G	No.	Avg/G
1.	UNCG	11	90 8.2
2.	Samford	11	70 6.4
3.	Chattanooga	11	65 5.9
	Wofford	11	65 5.9
5.	ETSU	11	62 5.6
6.	Western Carolina	11	60 5.5
7.	VMI	11	58 5.3
	Furman	11	58 5.3
9.	The Citadel	11	55 5.0
	Mercer	11	55 5.0

TURNOVER MARGIN	G	Team	Avg.	Opp.	Avg.	Margin
1.	UNCG	11	117	10.6	156	14.2 +3.5
2.	Furman	11	114	10.4	132	12.0 +1.6
	Western Carolina	11	103	9.4	121	11.0 +1.6
4.	Wofford	11	112	10.2	119	10.8 +0.6
5.	Mercer	11	116	10.5	121	11.0 +0.5
6.	Samford	11	117	10.6	116	10.5 -0.1
7.	Chattanooga	11	124	11.3	120	10.9 -0.4
8.	The Citadel	11	122	11.1	112	10.2 -0.9
9.	ETSU	11	139	12.6	108	9.8 -2.8
10.	VMI	11	145	13.2	104	9.5 -3.7

ASSIST/TURNOVER RATIO	G	Ast.	Avg.	T/O	Avg.	Ratio
1.	Furman	11	168	15.3	114	10.4 1.5
2.	Chattanooga	11	154	14.0	124	11.3 1.2
3.	UNCG	11	144	13.1	117	10.6 1.2
4.	Wofford	11	136	12.4	112	10.2 1.2
5.	Western Carolina	11	121	11.0	103	9.4 1.2
6.	Samford	11	131	11.9	117	10.6 1.1
7.	The Citadel	11	131	11.9	122	11.1 1.1
8.	ETSU	11	125	11.4	139	12.6 0.9
9.	Mercer	11	99	9.0	116	10.5 0.9
10.	VMI	11	117	10.6	145	13.2 0.8

OFFENSIVE REBOUNDS	G	No.	Avg/G
1.	Mercer	11	123 11.2
2.	VMI	11	120 10.9
3.	Chattanooga	11	117 10.6
4.	ETSU	11	116 10.5
5.	Furman	11	113 10.3
6.	Western Carolina	11	100 9.1
7.	Wofford	11	96 8.7
8.	UNCG	11	94 8.5
	Samford	11	94 8.5
10.	The Citadel	11	69 6.3

DEFENSIVE REBOUNDS	G	No.	Avg/G
1.	ETSU	11	297 27.0
2.	UNCG	11	292 26.5
3.	Furman	11	286 26.0
4.	Samford	11	277 25.2
5.	The Citadel	11	270 24.5
6.	Chattanooga	11	269 24.5
7.	Western Carolina	11	264 24.0
8.	VMI	11	260 23.6
9.	Mercer	11	252 22.9
10.	Wofford	11	250 22.7

DEFENSIVE REB PCT.	G	D-Reb	Opp. OR	D-Reb%
1.	Western Carolina	11	264	87 .752
2.	Samford	11	277	93 .749
3.	UNCG	11	292	106 .734
4.	VMI	11	260	98 .726
5.	Furman	11	286	108 .726
6.	ETSU	11	297	115 .721
7.	The Citadel	11	270	109 .712
8.	Mercer	11	252	102 .712
9.	Chattanooga	11	269	115 .701
10.	Wofford	11	250	109 .696

OFFENSIVE REB PCT.	G	O-Reb	Opp. DR	O-Reb%
1.	ETSU	11	116	257 .311
2.	VMI	11	120	269 .308
3.	Mercer	11	123	281 .304
4.	Chattanooga	11	117	271 .302
5.	Furman	11	113	266 .298
6.	Samford	11	94	246 .276
7.	Wofford	11	96	264 .267
8.	UNCG	11	94	266 .261
9.	Western Carolina	11	100	296 .253
10.	The Citadel	11	69	301 .186

2022-23 Southern Conference
CONFERENCE BASKETBALL STATISTICS
Through games of Feb 03, 2023 (Conference games only)

3-POINT FG MADE	G	No.	Avg/G
1. Chattanooga	11	117	10.6
2. Furman	11	107	9.7
3. Samford	11	104	9.5
4. VMI	11	88	8.0
5. Western Carolina	11	82	7.5
6. The Citadel	11	81	7.4
7. Wofford	11	80	7.3
8. UNCG	11	71	6.5
9. ETSU	11	68	6.2
10. Mercer	11	43	3.9

2022-23 Southern Conference
CONFERENCE BASKETBALL STATISTICS
Through games of Feb 03, 2023 (Conference games only)

Team	Conference	Pct.	PF	PA	Overall	Pct.	PF	PA	Current unbeaten streak
Furman	9-2	.818	81.4	70.3	9-2	.818	81.4	70.3	Furman -- 5
Samford	9-2	.818	77.9	71.5	9-2	.818	77.9	71.5	Samford -- 1
UNCG	9-2	.818	69.4	59.5	9-2	.818	69.4	59.5	UNCG -- 1
Wofford	5-6	.455	71.3	73.7	5-6	.455	71.3	73.7	VMI -- 1
Western Carolina	5-6	.455	69.6	70.9	5-6	.455	69.6	70.9	ETSU -- 1
ETSU	5-6	.455	68.1	66.5	5-6	.455	68.1	66.5	
Chattanooga	4-7	.364	73.2	73.8	4-7	.364	73.2	73.8	
The Citadel	4-7	.364	67.5	74.1	4-7	.364	67.5	74.1	
Mercer	4-7	.364	60.2	67.6	4-7	.364	60.2	67.6	
VMI	1-10	.091	63.2	73.6	1-10	.091	63.2	73.6	

TEAM SUMMARIES	G	PF-PA	Avg score	Margin	FG-FGA	Pct.	3FG-FGA	Pct.	FT-FTA	Pct.	RebF	RebA	Margin
Chattanooga	11	805-812	73.2-73.8	-0.6	270-635	.425	117-328	.357	148-200	.740	386	386	+0.0
ETSU	11	749-731	68.1-66.5	+1.6	281-618	.455	68-209	.325	119-183	.650	413	372	+3.7
Furman	11	895-773	81.4-70.3	+11.1	299-642	.466	107-302	.354	190-251	.757	399	374	+2.3
Mercer	11	662-744	60.2-67.6	-7.5	255-638	.400	43-164	.262	109-162	.673	375	383	-0.7
Samford	11	857-787	77.9-71.5	+6.4	291-610	.477	104-285	.365	171-223	.767	371	339	+2.9
The Citadel	11	742-815	67.5-74.1	-6.6	255-602	.424	81-235	.345	151-196	.770	339	410	-6.5
UNCG	11	763-655	69.4-59.5	+9.8	270-599	.451	71-218	.326	152-215	.707	386	372	+1.3
VMI	11	695-810	63.2-73.6	-10.5	258-637	.405	88-274	.321	91-122	.746	380	367	+1.2
Western Carolina	11	766-780	69.6-70.9	-1.3	266-632	.421	82-272	.301	152-219	.694	364	383	-1.7
Wofford	11	784-811	71.3-73.7	-2.5	285-621	.459	80-248	.323	134-179	.749	346	373	-2.5

ATTENDANCE	Home	Average	Away	Average	Neutral	Average	Total	Average
Chattanooga	5-16626	3325	6-10887	1814	0-0	0	11-27513	2501
ETSU	6-19543	3257	5-8526	1705	0-0	0	11-28069	2552
Furman	5-9695	1939	6-15702	2617	0-0	0	11-25397	2309
Mercer	5-7353	1471	6-9476	1579	0-0	0	11-16829	1530
Samford	5-13887	2777	6-10472	1745	0-0	0	11-24359	2214
The Citadel	6-7501	1250	5-9950	1990	0-0	0	11-17451	1586
UNCG	6-8897	1483	5-7578	1516	0-0	0	11-16475	1498
VMI	5-8740	1748	6-12165	2028	0-0	0	11-20905	1900
Western Carolina	6-9886	1648	5-14358	2872	0-0	0	11-24244	2204
Wofford	6-9658	1610	5-12672	2534	0-0	0	11-22330	2030
Totals	55-111786	2032	55-111786	2032	0-0	0	110-223572	2032

2022-23 Southern Conference
INDIVIDUAL BASKETBALL STATISTICS
Through games of Feb 03, 2023 (Conference games only)

To be ranked, a player must appear in at least 75.0% of their team's games.

SCORING								REBOUNDING							
	Cl	G	FG	3FG	FT	Pts	Avg/G		Cl	G	Off	Def	Total	Avg/G	
1. Stephen Clark-CIT	Sr	11	79	4	48	210	19.1	1. Tyzhaun Claude-WCU	Jr	11	39	51	90	8.2	
2. Logan Dye-SAM	Sr	11	72	23	36	203	18.5	2. Jermaine Marshall-SAM	Jr	11	20	63	83	7.5	
3. Mike Bothwell-FUR	Sr	11	65	15	50	195	17.7	3. Jaden Seymour-ETSU	So	11	24	57	81	7.4	
4. Vonterius Woolbright-WCU	Sr	11	62	4	54	182	16.5	Jalen Slawson-FUR	Sr	11	24	57	81	7.4	
5. Jalen Slawson-FUR	Sr	11	55	10	61	181	16.5	Stephen Clark-CIT	Sr	11	20	61	81	7.4	
6. Tyzhaun Claude-WCU	Jr	11	61	2	51	175	15.9	6. Vonterius Woolbright-WCU	Sr	11	14	66	80	7.3	
7. Jalyn McCreary-MER	So	11	77	0	18	172	15.6	Taeshaud Jackson-VMI	Fr	11	29	51	80	7.3	
8. Jordan King-ETSU	Sr	11	59	25	25	168	15.3	Mohammed Abdulsalam-UNCG	Sr	11	19	61	80	7.3	
9. B.J. Mack-WOF	Sr	11	56	19	33	164	14.9	9. Jalen Haynes-ETSU	So	11	27	44	71	6.5	
Jamal Johnson-UTC	Sr	11	48	34	34	164	14.9	10. Jalyn McCreary-MER	So	11	29	40	69	6.3	
11. Jalen Haynes-ETSU	So	11	60	1	40	161	14.6	11. Marcus Foster-FUR	Jr	11	20	43	63	5.7	
Keyshaun Langley-UNCG	Sr	11	60	25	16	161	14.6	Logan Dye-SAM	Sr	11	12	51	63	5.7	
13. Jackson Paveletzke-WOF	Fr	11	50	13	31	144	13.1	13. Asher Woods-VMI	Fr	11	15	46	61	5.5	
14. Austin Ash-CIT	Sr	11	46	31	20	143	13.0	14. Jah Quinones-MER	Fr	11	26	30	56	5.1	
15. Tre Jackson-WCU	Jr	11	45	31	21	142	12.9	Sean Conway-VMI	Sr	11	20	36	56	5.1	
Marcus Foster-FUR	Jr	11	46	32	18	142	12.9	Tyler Houser-VMI	Fr	11	16	40	56	5.1	
Jermaine Marshall-SAM	Jr	11	47	15	33	142	12.9	17. Austin Ash-CIT	Sr	11	5	50	55	5.0	
18. JP Pegues-FUR	So	11	45	18	28	136	12.4	18. Kyler Filewich-WOF	Jr	11	18	36	54	4.9	
19. Asher Woods-VMI	Fr	11	47	17	24	135	12.3	Keondre Kennedy-UNCG	Sr	11	8	46	54	4.9	
20. Keondre Kennedy-UNCG	Sr	11	43	18	22	126	11.5	20. B.J. Mack-WOF	Sr	11	9	44	53	4.8	
Tyler Houser-VMI	Fr	11	51	12	12	126	11.5								
22. Sean Conway-VMI	Sr	11	43	20	18	124	11.3								
23. Mikeal Brown-Jones-UNCG	Jr	11	43	5	31	122	11.1								
24. A.J. Staton-McCray-SAM	So	10	40	11	19	110	11.0								
25. Russell Jones Jr.-WCU	Jr	11	41	23	14	119	10.8								
26. Rickey Bradley-VMI	Fr	11	44	10	19	117	10.6								
27. Dalvin White-UTC	Sr	11	39	24	11	113	10.3								
28. Messiah Jones-WOF	Sr	11	40	0	24	104	9.5								
29. Shawn Walker Jr.-MER	Sr	11	36	14	15	101	9.2								
30. Bubba Parham-SAM	Sr	11	28	20	22	98	8.9								

FIELD GOAL PCT						ASSISTS				
	Cl	G	FGM	FGA	Pct.		Cl	G	No.	Avg/G
1. Mikeal Brown-Jones-UNCG	Jr	11	43	74	.581	1. Vonterius Woolbright-WCU	Sr	11	65	5.9
2. A.J. Staton-McCray-SAM	So	10	40	70	.571	2. Jalen Slawson-FUR	Sr	11	43	3.9
3. Jalen Haynes-ETSU	So	11	60	106	.566	Dante Treacy-UNCG	Sr	11	43	3.9
4. Logan Dye-SAM	Sr	11	72	129	.558	4. JP Pegues-FUR	So	11	41	3.7
5. Rickey Bradley-VMI	Fr	11	44	81	.543	5. Jackson Paveletzke-WOF	Fr	11	37	3.4
6. Messiah Jones-WOF	Sr	11	40	74	.541	Stephen Clark-CIT	Sr	11	37	3.4
7. Jalyn McCreary-MER	So	11	77	148	.520	7. Jordan King-ETSU	Sr	11	36	3.3
8. Jalen Slawson-FUR	Sr	11	55	106	.519	8. Tony Felder-VMI	Fr	11	35	3.2
9. Tyzhaun Claude-WCU	Jr	11	61	118	.517	9. Kobe Langley-UNCG	Sr	11	33	3.0
10. Mike Bothwell-FUR	Sr	11	65	129	.504	Jaron Rillie-SAM	So	11	33	3.0
11. B.J. Mack-WOF	Sr	11	56	112	.500	11. Dalvin White-UTC	Sr	11	31	2.8
12. Tyler Houser-VMI	Fr	11	51	104	.490	12. Bubba Parham-SAM	Sr	11	28	2.5
13. Stephen Clark-CIT	Sr	11	79	162	.488	13. Elijah Morgan-CIT	Jr	11	27	2.5
14. Keyshaun Langley-UNCG	Sr	11	60	124	.484	Allen Strothers-ETSU	Fr	11	27	2.5
15. Jaden Seymour-ETSU	So	11	39	81	.481	15. Adam Silas-WOF	Fr	11	26	2.4

2022-23 Southern Conference
INDIVIDUAL BASKETBALL STATISTICS
Through games of Feb 03, 2023 (Conference games only)

FREE THROW PCT					
	Cl	G	FTM	FTA	Pct.
1. Jamal Johnson-UTC	Sr	11	34	38	.895
2. B.J. Mack-WOF	Sr	11	33	38	.868
3. Mike Bothwell-FUR	Sr	11	50	60	.833
Jordan King-ETSU	Sr	11	25	30	.833
5. Asher Woods-VMI	Fr	11	24	29	.828
6. Jackson Paveletzke-WOF	Fr	11	31	38	.816
7. Dante Treacy-UNCG	Sr	11	22	27	.815
Bubba Parham-SAM	Sr	11	22	27	.815
9. Jalen Slawson-FUR	Sr	11	61	75	.813
10. Keondre Kennedy-UNCG	Sr	11	22	28	.786
11. Stephen Clark-CIT	Sr	11	48	63	.762
12. Logan Dye-SAM	Sr	11	36	48	.750
13. Madison Durr-CIT	Fr	11	26	35	.743
14. Jermaine Marshall-SAM	Jr	11	33	45	.733
15. Tyzhaun Claude-WCU	Jr	11	51	71	.718

STEALS				
	Cl	G	No.	Avg/G
1. Kobe Langley-UNCG	Sr	11	24	2.2
Keyshaun Langley-UNCG	Sr	11	24	2.2
Elijah Morgan-CIT	Jr	11	24	2.2
4. Russell Jones Jr.-WCU	Jr	11	18	1.6
5. Jaron Rillie-SAM	So	11	16	1.5
Vonterius Woolbright-WCU	Sr	11	16	1.5
7. Allen Strothers-ETSU	Fr	11	15	1.4
8. Jalen Slawson-FUR	Sr	11	14	1.3
Jamal Johnson-UTC	Sr	11	14	1.3
10. Messiah Jones-WOF	Sr	11	13	1.2
Keondre Kennedy-UNCG	Sr	11	13	1.2
Jermaine Marshall-SAM	Jr	11	13	1.2
13. A.J. Staton-McCray-SAM	So	10	11	1.1
14. Jordan King-ETSU	Sr	11	12	1.1
Asher Woods-VMI	Fr	11	12	1.1
Rickey Bradley-VMI	Fr	11	12	1.1
Taeshaud Jackson-VMI	Fr	11	12	1.1

3-POINT FG PCT					
	Cl	G	3FG	FGA	Pct.
1. Marcus Foster-FUR	Jr	11	32	71	.451
2. Carson McCorkle-WOF	So	11	17	38	.447
3. Dalvin White-UTC	Sr	11	24	56	.429
Jamarius Hairston-ETSU	Sr	11	15	35	.429
5. Bubba Parham-SAM	Sr	11	20	47	.426
6. Jamal Johnson-UTC	Sr	11	34	80	.425
7. Logan Dye-SAM	Sr	11	23	55	.418
8. Jackson Price-CIT	So	11	15	37	.405
9. Austin Ash-CIT	Sr	11	31	78	.397
10. Russell Jones Jr.-WCU	Jr	11	23	58	.397
11. Keyshaun Langley-UNCG	Sr	11	25	65	.385
12. A.J. Staton-McCray-SAM	So	10	11	29	.379
13. Jordan King-ETSU	Sr	11	25	67	.373
14. Tre Jackson-WCU	Jr	11	31	84	.369
15. A.J. Caldwell-UTC	Sr	11	15	41	.366

3-POINT FG MADE				
	Cl	G	3FG	Avg/G
1. Jamal Johnson-UTC	Sr	11	34	3.1
2. Marcus Foster-FUR	Jr	11	32	2.9
3. Austin Ash-CIT	Sr	11	31	2.8
Tre Jackson-WCU	Jr	11	31	2.8
5. Jordan King-ETSU	Sr	11	25	2.3
Keyshaun Langley-UNCG	Sr	11	25	2.3
7. Dalvin White-UTC	Sr	11	24	2.2
8. Logan Dye-SAM	Sr	11	23	2.1
Russell Jones Jr.-WCU	Jr	11	23	2.1
10. Bubba Parham-SAM	Sr	11	20	1.8
Sean Conway-VMI	Sr	11	20	1.8
12. B.J. Mack-WOF	Sr	11	19	1.7
Tony Felder-VMI	Fr	11	19	1.7
14. JP Pegues-FUR	So	11	18	1.6
Keondre Kennedy-UNCG	Sr	11	18	1.6

BLOCKED SHOTS				
	Cl	G	No.	Avg/G
1. Stephen Clark-CIT	Sr	11	21	1.9
2. Jalen Slawson-FUR	Sr	11	17	1.5
3. Jaden Seymour-ETSU	So	11	10	0.9
Jalyn McCreary-MER	So	11	10	0.9
5. Tyzhaun Claude-WCU	Jr	11	9	0.8
6. Jalen Haynes-ETSU	So	11	8	0.7
Tyler Harris-WCU	Sr	11	8	0.7
Mohammed Abdulsalam-UNCG	Sr	11	8	0.7
Keondre Kennedy-UNCG	Sr	11	8	0.7
10. Achor Achor-SAM	So	11	7	0.6
Jermaine Marshall-SAM	Jr	11	7	0.6
Logan Dye-SAM	Sr	11	7	0.6
13. TJ Grant-MER	Fr	9	5	0.6
14. Mikeal Brown-Jones-UNCG	Jr	11	6	0.5
15. Tyler Houser-VMI	Fr	11	5	0.5
Vonterius Woolbright-WCU	Sr	11	5	0.5
Kyler Filewich-WOF	Jr	11	5	0.5

ASSIST/TURNOVER RATIO					
	Cl	G	Ast.	T/O	Ratio
1. JP Pegues-FUR	So	11	41	16	2.6
2. Dante Treacy-UNCG	Sr	11	43	18	2.4
3. Vonterius Woolbright-WCU	Sr	11	65	29	2.2
4. Kobe Langley-UNCG	Sr	11	33	15	2.2
5. Jackson Paveletzke-WOF	Fr	11	37	19	1.9
6. Jaron Rillie-SAM	So	11	33	17	1.9
7. Jordan King-ETSU	Sr	11	36	19	1.9
8. Jalen Slawson-FUR	Sr	11	43	31	1.4
9. Tony Felder-VMI	Fr	11	35	26	1.3
10. Stephen Clark-CIT	Sr	11	37	34	1.1

2022-23 Southern Conference
INDIVIDUAL BASKETBALL STATISTICS
Through games of Feb 03, 2023 (Conference games only)

OFFENSIVE REBOUNDS				Cl	G	No.	Avg/G
1.	Tyzhaun Claude-WCU	Jr	11	39	3.5		
2.	Jalyn McCreary-MER	So	11	29	2.6		
	Taeshaud Jackson-VMI	Fr	11	29	2.6		
4.	Jalen Haynes-ETSU	So	11	27	2.5		
5.	Jah Quinones-MER	Fr	11	26	2.4		
6.	Jalen Slawson-FUR	Sr	11	24	2.2		
	Jaden Seymour-ETSU	So	11	24	2.2		
8.	Bas Leyte-UNCG	Sr	11	21	1.9		
	Messiah Jones-WOF	Sr	11	21	1.9		
10.	Marcus Foster-FUR	Jr	11	20	1.8		
	Sean Conway-VMI	Sr	11	20	1.8		
	Stephen Clark-CIT	Sr	11	20	1.8		
	Jermaine Marshall-SAM	Jr	11	20	1.8		
14.	Mohammed Abdulsalam-UNCG	Sr	11	19	1.7		
15.	Kyler Filewich-WOF	Jr	11	18	1.6		

DEFENSIVE REBOUNDS				Cl	G	No.	Avg/G
1.	Vonterius Woolbright-WCU	Sr	11	66	6.0		
2.	Jermaine Marshall-SAM	Jr	11	63	5.7		
3.	Stephen Clark-CIT	Sr	11	61	5.5		
	Mohammed Abdulsalam-UNCG	Sr	11	61	5.5		
5.	Jalen Slawson-FUR	Sr	11	57	5.2		
	Jaden Seymour-ETSU	So	11	57	5.2		
7.	Taeshaud Jackson-VMI	Fr	11	51	4.6		
	Tyzhaun Claude-WCU	Jr	11	51	4.6		
	Logan Dye-SAM	Sr	11	51	4.6		
10.	Austin Ash-CIT	Sr	11	50	4.5		
11.	Asher Woods-VMI	Fr	11	46	4.2		
	Keondre Kennedy-UNCG	Sr	11	46	4.2		
13.	Jalen Haynes-ETSU	So	11	44	4.0		
	B.J. Mack-WOF	Sr	11	44	4.0		
15.	Marcus Foster-FUR	Jr	11	43	3.9		

MINUTES PLAYED				Cl	G	No.	Avg/G
1.	Austin Ash-CIT	Sr	11	422	38.4		
2.	Asher Woods-VMI	Fr	11	411	37.4		
3.	Stephen Clark-CIT	Sr	11	398	36.2		
4.	Jordan King-ETSU	Sr	11	393	35.7		
5.	Mike Bothwell-FUR	Sr	11	389	35.4		
6.	Tre Jackson-WCU	Jr	11	387	35.2		
7.	Russell Jones Jr.-WCU	Jr	11	376	34.2		
8.	JP Pegues-FUR	So	11	375	34.1		
9.	Sean Conway-VMI	Sr	11	367	33.4		
10.	Vonterius Woolbright-WCU	Sr	11	363	33.0		
11.	Rickey Bradley-VMI	Fr	11	362	32.9		
12.	Elijah Morgan-CIT	Jr	11	354	32.2		
13.	Jalen Slawson-FUR	Sr	11	351	31.9		
14.	Keyshaun Langley-UNCG	Sr	11	350	31.8		
15.	Marcus Foster-FUR	Jr	11	349	31.7		
16.	Jackson Paveletzke-WOF	Fr	11	345	31.4		
17.	Shawn Walker Jr.-MER	Sr	11	344	31.3		
18.	Keondre Kennedy-UNCG	Sr	11	343	31.2		
19.	Jamal Johnson-UTC	Sr	11	333	30.3		
20.	B.J. Mack-WOF	Sr	11	332	30.2		
21.	Logan Dye-SAM	Sr	11	330	30.0		
	Corey Tripp-WOF	So	11	330	30.0		
23.	Bubba Parham-SAM	Sr	11	328	29.8		
24.	Tyler Harris-WCU	Sr	11	313	28.5		
25.	Dante Treacy-UNCG	Sr	11	306	27.8		
	Jalen Haynes-ETSU	So	11	306	27.8		
27.	Jaden Seymour-ETSU	So	11	305	27.7		
28.	Allen Strothers-ETSU	Fr	11	303	27.5		
29.	Jermaine Marshall-SAM	Jr	11	300	27.3		
30.	Tyzhaun Claude-WCU	Jr	11	298	27.1		

2022-23 Southern Conference
Conference Team Highs
Through games of Feb 03, 2023 (Conference games only)

TEAM HIGHS (highest totals made by)

Points	97	Furman vs The Citadel (01/04/23)
	96	ETSU at The Citadel (01/11/23)
	96	Furman at Wofford (01/22/23)
Margin	29 (80-51)	Chattanooga at Mercer (12/31/22)
	28 (73-45)	Western Carolina vs Mercer (01/07/23)
Field goals made	34	ETSU at The Citadel (01/11/23)
	32	Furman vs The Citadel (01/04/23)
	32	Samford vs Wofford (01/11/23)
	32	ETSU at Chattanooga (01/21/23)
	32	Samford at Furman (01/25/23)
	32	ETSU vs Wofford (02/01/23)
Field goal attempts	70	Furman vs Samford (01/25/23)
	69	Chattanooga vs ETSU (01/21/23)
Field goal percentage	.615 (32-52)	ETSU vs Wofford (02/01/23)
	.608 (31-51)	Chattanooga vs Western Carolina (01/11/23)
3-Pt FG made	16	Furman vs VMI (12/29/22)
	16	VMI at Chattanooga (01/07/23)
	16	Samford vs Wofford (01/11/23)
3-Pt FG attempts	40	Furman vs VMI (12/29/22)
	39	Chattanooga at The Citadel (12/29/22)
	39	Samford vs Wofford (01/11/23)
3-Pt percentage	.625 (10-16)	Furman at Mercer (01/11/23)
	.615 (16-26)	VMI at Chattanooga (01/07/23)
Free throws made	33	UNCG at Furman (01/14/23)
	29	Samford at The Citadel (12/31/22)
Free throw attempts	41	UNCG at Furman (01/14/23)
	34	Samford at The Citadel (12/31/22)
	34	Furman vs Samford (01/25/23)
	34	Wofford vs Samford (01/28/23)
Free throw percentage	1.000 (17-17)	The Citadel at VMI (01/21/23)
	1.000 (16-16)	ETSU vs Chattanooga (01/28/23)
	1.000 (11-11)	VMI at Furman (12/29/22)
Rebounds	53	Furman vs Chattanooga (02/01/23)
	46	Western Carolina vs Mercer (01/07/23)
Assists	25	Furman vs VMI (12/29/22)
	23	Furman vs The Citadel (01/04/23)
Steals	16	ETSU at The Citadel (01/11/23)
	12	Samford vs Wofford (01/11/23)
	12	UNCG vs The Citadel (01/19/23)
	12	UNCG vs VMI (01/25/23)
Blocked shots	9	The Citadel vs Western Carolina (01/14/23)
	9	Western Carolina vs Wofford (01/18/23)
Turnovers	20	The Citadel vs ETSU (01/11/23)
	19	The Citadel at UNCG (01/19/23)
	19	VMI at UNCG (01/25/23)
Fouls	29	Furman vs UNCG (01/14/23)
	26	Samford at Furman (01/25/23)
	26	Mercer vs ETSU (01/25/23)

2022-23 Southern Conference
Conference Individual Highs
Through games of Feb 03, 2023 (Conference games only)

INDIVIDUAL PLAYER GAME HIGHS

Points	42	Jordan King (ETSU) at The Citadel (01/11/23)
	37	Jake Stephens (Chattanooga) vs VMI (01/07/23)
Field goals made	14	Jordan King (ETSU) at The Citadel (01/11/23)
	13	Jake Stephens (Chattanooga) vs Western Carolina (01/11/23)
Field goal attempts	20	Keyshaun Langley (UNCG) at Wofford (12/31/22)
	20	Stephen Clark (The Citadel) vs Western Carolina (01/14/23)
	20	Jalyn McCreary (Mercer) vs ETSU (01/25/23)
Field goal percentage	.909 (10-11)	Jalen Haynes (ETSU) vs Wofford (02/01/23)
	.900 (9-10)	Mohammed Abdulsalam (UNCG) vs Furman (01/29/23)
3-Pt FG made	8	Jordan King (ETSU) at The Citadel (01/11/23)
	7	Marcus Foster (Furman) vs VMI (12/29/22)
3-Pt FG attempts	13	Keyshaun Langley (UNCG) at Wofford (12/31/22)
	12	Marcus Foster (Furman) vs VMI (12/29/22)
	12	Austin Ash (The Citadel) at Wofford (01/07/23)
	12	Jordan King (ETSU) at The Citadel (01/11/23)
3-Pt percentage	.857 (6-7)	Marcus Foster (Furman) at Mercer (01/11/23)
	.857 (6-7)	Carson McCorkle (Wofford) vs VMI (01/14/23)
Free throws made	13	Mike Bothwell (Furman) at Wofford (01/22/23)
	13	Jalen Slawson (Furman) vs Samford (01/25/23)
Free throw attempts	15	Jalen Slawson (Furman) vs Samford (01/25/23)
	14	Mike Bothwell (Furman) at Wofford (01/22/23)
Free throw percentage	1.000 (9-9)	Jaron Rillie (Samford) at The Citadel (12/31/22)
	1.000 (8-8)	B.J. Mack (Wofford) vs ETSU (12/29/22)
	1.000 (8-8)	Austin Ash (The Citadel) at VMI (01/21/23)
	1.000 (8-8)	Jalen Haynes (ETSU) vs Chattanooga (01/28/23)
Rebounds	17	Tyzhaun Claude (Western Carolina) at The Citadel (01/14/23)
	16	Taeshaud Jackson (VMI) at The Citadel (02/02/23)
	16	Mohammed Abdulsalam (UNCG) at Mercer (02/02/23)
Assists	11	Vonterius Woolbright (Western Carolina) at VMI (01/28/23)
	10	Jaron Rillie (Samford) vs Mercer (12/28/22)
	10	Vonterius Woolbright (Western Carolina) vs Wofford (01/18/23)
Steals	7	Jordan King (ETSU) at The Citadel (01/11/23)
	6	Jaron Rillie (Samford) vs Wofford (01/11/23)
Blocked shots	5	Jake Stephens (Chattanooga) at The Citadel (12/29/22)
	5	Stephen Clark (The Citadel) vs ETSU (01/11/23)
	5	Stephen Clark (The Citadel) vs Western Carolina (01/14/23)
Turnovers	7	Asher Woods (VMI) at Chattanooga (01/07/23)
	7	Austin Ash (The Citadel) vs ETSU (01/11/23)