

Scoring

Game

| | | | |
|----|----|---------------------------------------------|---------------|
| 1. | 48 | Karen Pelphrey, MAR vs. Kentucky State | Feb. 22, 1984 |
| | 48 | Valorie Whiteside, APP vs. Western Carolina | Jan. 23, 1986 |
| | 48 | Lori Lyons, WCU vs. ETSU | Jan. 30, 1993 |
| 4. | 47 | Nicole Hopson, ETSU vs. Furman | Feb. 25, 1991 |
| 5. | 45 | Valorie Whiteside, APP vs. Western Carolina | 1985-86 |
| | 45 | Regina Kirk, UTC vs. North Alabama | Dec. 18, 1987 |
| | 45 | Jennifer Gardner, WCU vs. Georgia Southern | March 5, 2005 |
| 8. | 44 | Karen Pelphrey, MAR vs. South Carolina | Jan. 15, 1984 |
| | 44 | Valorie Whiteside, APP vs. Lenoir-Rhyne | Feb. 4, 1985 |
| | 44 | Shannon Thomas, APP vs. New Mexico State | Feb. 22, 1991 |

Season

| | | | |
|-----|-----|--------------------------------------|---------|
| 1. | 776 | Valorie Whiteside, Appalachian State | 1986-87 |
| 2. | 758 | Valorie Whiteside, Appalachian State | 1984-85 |
| 3. | 732 | Karen Pelphrey, Marshall | 1985-86 |
| 4. | 728 | Karen Pelphrey, Marshall | 1984-85 |
| | 728 | DeShawne Blocker, ETSU | 1994-95 |
| 6. | 718 | Precious Bridges, Mercer | 2014-15 |
| 7. | 712 | Valorie Whiteside, Appalachian State | 1987-88 |
| 8. | 698 | Valorie Whiteside, Appalachian State | 1985-86 |
| 9. | 677 | Alex Anderson, Chattanooga | 2006-07 |
| 10. | 660 | Lucy Mason, UNCG | 2015-16 |

Career

| | | | |
|-----|-------|--------------------------------------|---------|
| 1. | 2,944 | Valorie Whiteside, Appalachian State | 1984-88 |
| 2. | 2,376 | Regina Kirk, Chattanooga | 1984-88 |
| 3. | 2,275 | Kahlia Lawrence, Mercer | 2014-18 |
| 4. | 2,169 | Rushia Brown, Furman | 1989-94 |
| 5. | 2,163 | Karen Pelphrey, Marshall | 1983-86 |
| 6. | 2,151 | Katie Beck, ETSU | 1984-88 |
| 7. | 2,084 | DeShawne Blocker, ETSU | 1991-95 |
| | 2,084 | Nadine Soliman, UNCG | 2016-20 |
| 9. | 2,020 | Ali Ford, Elon | 2009-13 |
| 10. | 1,932 | Tianna Tarter, ETSU | 2014-18 |


Scoring average

Season

| | Avg | G | Pts. | | |
|-----|------|----|------|--------------------------------------|---------|
| 1. | 27.1 | 28 | 758 | Valorie Whiteside, Appalachian State | 1984-85 |
| 2. | 26.1 | 28 | 732 | Karen Pelphrey, Marshall | 1985-86 |
| 3. | 25.4 | 28 | 712 | Valorie Whiteside, Appalachian State | 1987-88 |
| 4. | 25.0 | 31 | 776 | Valorie Whiteside, Appalachian State | 1986-87 |
| 5. | 25.1 | 29 | 728 | Karen Pelphrey, Marshall | 1984-85 |
| 6. | 24.3 | 30 | 730 | DeShawne Blocker, ETSU | 1994-95 |
| 7. | 24.1 | 29 | 698 | Valorie Whiteside, Appalachian State | 1985-86 |
| 8. | 23.4 | 28 | 654 | Regina Kirk, Chattanooga | 1987-88 |
| 9. | 22.4 | 28 | 626 | Nicole Hopson, ETSU | 1990-91 |
| 10. | 22.3 | 28 | 623 | Angela Crosby, Appalachian State | 1993-94 |

Career

| | | | |
|-----|------|--------------------------------------|---------|
| 1. | 25.4 | Valorie Whiteside, Appalachian State | 1984-88 |
| 2. | 21.9 | Angela Crosby, Appalachian State | 1992-96 |
| 3. | 21.2 | Regina Kirk, Chattanooga | 1984-88 |
| 4. | 20.5 | Katie Beck, ETSU | 1984-88 |
| 5. | 19.5 | DeShawne Blocker, ETSU | 1991-95 |
| 6. | 19.0 | Rushia Brown, Furman | 1989-94 |
| 7. | 17.2 | Jenny Nett, Wofford | 1997-02 |
| 8. | 17.1 | Kahlia Lawrence, Mercer | 2014-18 |
| 9. | 16.5 | Tianna Tarter, ETSU | 2014-18 |
| 10. | 16.3 | Nadine Soliman, UNCG | 2016-20 |



Appalachian State's Valorie Whiteside holds numerous SoCon records, including those for points in a season and a career.

Field goals made

Game

| | | | |
|----|----|---------------------------------------------|---------------|
| 1. | 24 | Karen Pelphrey, MAR vs. Kentucky State | Feb. 22, 1984 |
| 2. | 20 | Valorie Whiteside, APP vs. Western Carolina | Jan. 23, 1986 |
| | 20 | Lori Lyons, WCU vs. ETSU | Jan. 30, 1993 |
| 4. | 19 | Regina Kirk, UTC vs. North Alabama | Dec. 18, 1987 |
| 5. | 18 | Precious Bridges, MER vs. Saint Louis | Nov. 28, 2014 |
| 6. | 17 | Rushia Brown, FUR vs. Appalachian State | Jan. 30, 1993 |
| | 17 | Chloe Wanink, WOF vs. Western Carolina | Jan. 10, 2019 |
| | 16 | Regina Kirk, UTC vs. Austin Peay | Dec. 3, 1987 |
| | 16 | Kahlia Lawrence, MER vs. Furman | Feb. 27, 2016 |
| | 16 | Erica Haynes-Overton, ETSU vs. App. State | Nov. 29, 2018 |

Season

| | | | |
|-----|-----|--------------------------------------|---------|
| 1. | 314 | Karen Pelphrey, Marshall | 1983-84 |
| 2. | 306 | Valorie Whiteside, Appalachian State | 1986-87 |
| 3. | 286 | Valorie Whiteside, Appalachian State | 1987-88 |
| 4. | 282 | Valorie Whiteside, Appalachian State | 1985-86 |
| 5. | 279 | Valorie Whiteside, Appalachian State | 1984-85 |
| 6. | 274 | Katie Beck, ETSU | 1985-86 |
| 7. | 272 | Regina Kirk, Chattanooga | 1987-88 |
| | 272 | Alex Anderson, Chattanooga | 2006-07 |
| 9. | 263 | Precious Bridges, Mercer | 2014-15 |
| 10. | 253 | Kahlia Lawrence, Mercer | 2017-18 |

Career

| | | | |
|-----|-------|--------------------------------------|---------|
| 1. | 1,153 | Valorie Whiteside, Appalachian State | 1984-88 |
| 2. | 964 | Regina Kirk, Chattanooga | 1984-88 |
| 3. | 931 | Kahlia Lawrence, Mercer | 2014-18 |
| 4. | 908 | Rushia Brown, Furman | 1989-94 |
| 5. | 809 | Kim Brown, Chattanooga | 1988-93 |
| 6. | 751 | Nadine Soliman, UNCG | 2016-20 |
| 7. | 730 | Sophia Aleksandravicius, Davidson | 2009-13 |
| 8. | 714 | Karen Robinson, Appalachian State | 1983-87 |
| 9. | 711 | Janice Rhynehardt, Furman | 1988-92 |
| 10. | 678 | Anna Freeman, Appalachian State | 2009-13 |

INDIVIDUAL RECORDS



Field-goal attempts

| Game | | | |
|------|----|-------------------------------------------------|----------------|
| 1. | 39 | Precious Bridges, MER vs. Saint Louis | Nov. 28, 2014 |
| 2. | 37 | Lori Lyons, WCU vs. ETSU | Jan. 30, 1993 |
| 3. | 32 | Whitney Hood, UTC vs. Wofford | Jan. 2, 2011 |
| 4. | 31 | Erica Haynes-Overton | Nov. 5, 2019 |
| 5. | 30 | Valorie Whiteside, APP vs. Marshall | Jan. 26, 1985 |
| | 30 | Regina Kirk, UTC vs. ETSU | March 10, 1988 |
| 7. | 29 | Alex Anderson, UTC vs. Western Carolina | Jan. 13, 2007 |
| | 29 | Kahlia Lawrence, MER vs. Furman | Feb. 27, 2016 |
| 9. | 28 | Ali Ford, Elon vs. Virginia Tech | Nov. 11, 2010 |
| | 28 | Precious Bridges, MER vs. College of Charleston | Dec. 21, 2014 |
| | 28 | Kahlia Lawrence, MER vs. Georgia | Mar. 17, 2018 |
| | 28 | Jada Lewis, MER vs. Wofford | Feb. 21, 2021 |

Season

| | | | |
|----|-----|--------------------------------------|---------|
| 1. | 658 | Precious Bridges, Mercer | 2014-15 |
| 2. | 598 | Valorie Whiteside, Appalachian State | 1987-88 |
| 3. | 593 | Kahlia Lawrence, Mercer | 2015-16 |
| 4. | 576 | Lucy Mason, UNCG | 2015-16 |
| 5. | 566 | Kahlia Lawrence, Mercer | 2017-18 |
| 6. | 549 | KeKe Calloway, Mercer | 2018-19 |
| 7. | 544 | Kahlia Lawrence, Mercer | 2016-17 |
| 8. | 534 | Le'Jzae Davidson, Furman | 2018-19 |
| 9. | 532 | Valorie Whiteside, Appalachian State | 1986-87 |
| | 532 | Nadine Soliman, UNCG | 2016-17 |

Career

| | | | |
|-----|-------|--------------------------------------|---------|
| 1. | 2,231 | Valorie Whiteside, Appalachian State | 1984-88 |
| 2. | 2,182 | Kahlia Lawrence, Mercer | 2014-18 |
| 3. | 1,912 | Regina Kirk, Chattanooga | 1984-88 |
| 4. | 1,801 | Nadine Soliman, UNCG | 2016-20 |
| 5. | 1,773 | KeKe Calloway, Mercer | 2015-19 |
| 6. | 1,757 | Lucy Mason, UNCG | 2012-16 |
| 7. | 1,729 | Ali Ford, Elon | 2009-13 |
| 8. | 1,670 | Le'Jzae Davidson, Furman | 2016-20 |
| 9. | 1,657 | Kim Brown, Chattanooga | 1989-93 |
| 10. | 1,615 | Sophia Aleksandravicius, Davidson | 2009-13 |

Field-goal percentage

| Game (minimum 8 made) | | | |
|-----------------------|---------------|----------------------------------------|---------------|
| 1. | 100.0 (11-11) | Melissa Chambers, CofC vs. Anderson | Jan. 18, 2006 |
| | 100.0 (11-11) | Rushia Brown, FUR vs. Campbell | Nov. 24, 1990 |
| | 100.0 (11-11) | Karen Mason, WCU vs. Eastern Kentucky | Feb. 1, 1995 |
| | 100.0 (11-11) | Melinda Goodson, UNCG vs. Wofford | Feb. 26, 1999 |
| 5. | 100.0 (10-10) | Regina Ikard, APP vs. Radford | Nov. 26, 1991 |
| | 100.0 (10-10) | Monique McClelland, GSU vs. APP | Jan. 23, 1992 |
| | 100.0 (10-10) | DeShawne Blocker, ETSU vs. WCU | Feb. 22, 1995 |
| 8. | 100.0 (9-9) | Susan Lance, UTC vs. Appalachian State | Feb. 22, 1987 |
| | 100.0 (9-9) | Mahogany Williams, WOF vs. APP | Feb. 25, 2008 |
| 10. | 100.0 (8-8) | Megan Jackson, ETSU vs. Chattanooga | Dec. 29, 2001 |
| | 100.0 (8-8) | Brittany Hodges, FUR vs. Elon | Feb. 23, 2013 |
| | 100.0 (8-8) | Destiny Mitchell, ETSU vs. Alabama A&M | Dec. 6, 2014 |
| | 100.0 (8-8) | Teanna Robinson, MER vs. UNCG | Jan. 12, 2015 |

Season (minimum 5 made per game)

| | | | |
|----|----------------|--------------------------------------|---------|
| 1. | 64.6 (190-294) | DeShawne Blocker, ETSU | 1992-93 |
| 2. | 64.4 (139-216) | Kristen Ferrucci, Davidson | 1994-95 |
| 3. | 64.0 (222-347) | Angela Crosby, Appalachian State | 1992-93 |
| 4. | 63.7 (160-251) | Sharon Mitchell, Georgia Southern | 1997-98 |
| 5. | 63.7 (221-347) | Angela Crosby, Appalachian State | 1992-93 |
| 6. | 63.0 (289-459) | DeShawne Blocker, ETSU | 1994-95 |
| 7. | 62.0 (160-258) | Monique McClelland, Georgia Southern | 1992-93 |
| 8. | 61.4 (242-394) | Rushia Brown, Furman | 1989-94 |
| 9. | 61.3 (231-377) | Katie Beck, ETSU | 1986-87 |

Career (minimum 400 made)

| | | | |
|-----|------------------|-----------------------------------|-----------|
| 1. | 63.3 (496-784) | Celena Taborn, Furman | 2017-2021 |
| 2. | 62.8 (429-683) | Angela Crosby, Appalachian State | 1992-95 |
| 3. | 59.8 (839-1,403) | DeShawne Blocker, ETSU | 1991-95 |
| 4. | 59.1 (908-1,536) | Rushia Brown, Furman | 1989-94 |
| 5. | 58.0 (538-927) | Andrea Autrey, Georgia Southern | 1991-95 |
| 6. | 56.4 (897-1,591) | Katie Beck, ETSU | 1984-88 |
| 7. | 55.4 (532-960) | Sharon Mitchell, Georgia Southern | 1996-01 |
| 8. | 53.8 (523-972) | Telly Hall, Georgia Southern | 1994-98 |
| 9. | 53.6 (594-1,109) | Shanara Hollinquest, Chattanooga | 2006-10 |
| 10. | 53.2 (411-773) | Ashlen Dewart, Appalachian State | 2009-11 |

3-point field goals made

| Game | | | |
|------|----|----------------------------------------------|---------------|
| 1. | 12 | KeKe Calloway, MER vs. Furman | Jan. 6, 2018 |
| 1. | 9 | Alex Thompson, DAV vs. Appalachian State | Dec. 6, 2008 |
| 2. | 8 | Amy Engle, ETSU vs. South Carolina State | Dec. 2, 1996 |
| | 8 | Marchetta Winton, UTC vs. Georgia State | Dec. 14, 1988 |
| | 8 | Becky Haus, FUR vs. Georgia State | Jan. 21, 1991 |
| | 8 | Lori Lyons, WCU vs. ETSU | Jan. 30, 1993 |
| | 8 | Haley Cook, FUR vs. Charleston Southern | Jan. 21, 1998 |
| | 8 | Alie Rousseau, GSU vs. Appalachian State | Feb. 8, 2000 |
| | 8 | Tierra Bumbrey, Elon vs. Western Carolina | Feb. 11, 2008 |
| | 8 | Raegan Thompson, FUR vs. UNC Asheville | Dec. 12, 2010 |
| | 8 | Zora Stephenson, Elon vs. Virginia Intermont | Nov. 18, 2011 |
| | 8 | Lacie Dowling, GSU vs. Detroit | Nov. 30, 2013 |
| | 8 | Allison Beasley, FUR vs. Southern Wesleyan | Dec. 13, 2014 |
| | 8 | Lindsay Simpson, WCU vs. Montreat | Jan. 5, 2015 |
| | 8 | Cassidy Williams, SAM vs. Wofford | Feb. 2, 2019 |
| | 8 | Chloe Wanink, WOF vs. Auburn | Nov. 6, 2019 |

Season

| | | | |
|-----|----|------------------------------------|---------|
| 1. | 99 | KeKe Calloway, Mercer | 2017-18 |
| 2. | 95 | Alyssa Frye, College of Charleston | 2012-13 |
| 3. | 92 | Ali Ford, Elon | 2010-11 |
| 4. | 90 | Brooke Hand, Chattanooga | 2006-07 |
| 5. | 90 | Kelly O'Conner, Furman | 2010-11 |
| | 90 | Shamauria Bridges, ETSU | 2016-17 |
| 7. | 87 | Marcheta Winton, Chattanooga | 1988-89 |
| 8. | 89 | Le'Jzae Davidson, Furman | 2019-20 |
| | 87 | Ali Ford, Elon | 2011-12 |
| 10. | 85 | Brooke Hand, Chattanooga | 2005-06 |

Career

| | | | |
|-----|-----|--------------------------------|---------|
| 1. | 338 | Ali Ford, Elon | 2009-13 |
| 2. | 324 | Le'Jzae Davidson, Furman | 2016-20 |
| 3. | 315 | Brooke Hand, Chattanooga | 2004-08 |
| 4. | 298 | KeKe Calloway, Mercer | 2015-19 |
| 5. | 276 | Emily London, Samford | 2008-11 |
| 6. | 250 | Hannah Nichols, Samford | 2013-18 |
| 7. | 248 | Shamauria Bridges, ETSU | 2014-17 |
| 8. | 235 | Chloe Wanink, Wofford | 2015-20 |
| 9. | 230 | Sam Ramirez, Appalachian State | 2007-11 |
| 10. | 229 | Kayla Christopher, Chattanooga | 2009-13 |

3-point field-goal attempts

| Game | | | |
|------|----|---------------------------------------------|---------------|
| 1. | 20 | Lori Lyons, WCU vs. ETSU | Jan. 30, 1993 |
| 2. | 18 | Hannah Nichols, SAM vs. Mercer | Feb. 2, 2015 |
| | 18 | KeKe Calloway, MER vs. Furman | Jan. 6, 2018 |
| 3. | 17 | Alyssa Frye, CofC vs. Elon | Jan. 20, 2013 |
| | 17 | Linnea Rosendal, MER vs. Col. of Charleston | Dec. 30, 2015 |
| | 17 | Le'Jzae Davidson, FUR vs. Mississippi State | Nov. 21, 2018 |
| | 17 | Chloe Wanink, WOF vs. Auburn | Nov. 6, 2019 |
| | 17 | Le'Jzae Davidson, FUR vs. Chattanooga | Feb. 13, 2020 |
| 8. | 16 | Marchetta Winton, UTC vs. UAB | Jan. 30, 1989 |
| | 16 | Alie Rousseau, GSU vs. Col. of Charleston | Jan. 5, 2002 |



INDIVIDUAL RECORDS

| | | |
|----|-------------------------------------------|---------------|
| 16 | Shamauria Bridges, ETSU vs. Virginia Tech | Nov. 29, 2014 |
| 16 | Le'Jzae Davidson, FUR vs. Elon | Dec. 30, 2019 |
| 16 | Andrea Cournoyer, SAM vs. ETSU | March 4, 2021 |

Season

| | | | |
|-----|-----|------------------------------------|---------|
| 1. | 290 | Le'Jzae Davidson, Furman | 2018-19 |
| 2. | 281 | Le'Jzae Davidson, Furman | 2019-20 |
| 3. | 277 | Ali Ford, Elon | 2010-11 |
| 4. | 275 | Alyssa Frye, College of Charleston | 2012-13 |
| 5. | 261 | Ali Ford, Elon | 2009-10 |
| 6. | 260 | Shamauria Bridges, ETSU | 2016-17 |
| 7. | 256 | Le'Jzae Davidson, Furman | 2017-18 |
| 8. | 255 | KeKe Calloway, Mercer | 2017-18 |
| 9. | 253 | Kelly O'Conner, Furman | 2010-11 |
| 10. | 252 | Shamauria Bridges, ETSU | 2014-15 |

Career

| | | | |
|-----|-------|--------------------------------|---------|
| 1. | 1,048 | Le'Jzae Davidson, Furman | 2016-20 |
| 2. | 1,001 | Ali Ford, Elon | 2009-13 |
| 3. | 899 | KeKe Calloway, Mercer | 2015-19 |
| 4. | 833 | Brooke Hand, Chattanooga | 2004-08 |
| 5. | 767 | Le'Jzae Davidson, Furman | 2016-20 |
| 6. | 739 | Shamauria Bridges, ETSU | 2014-17 |
| 7. | 721 | Nadine Soliman, UNCG | 2016-20 |
| 8. | 677 | Jasmine Byrd, UNCG | 2003-07 |
| 9. | 671 | Hannah Nichols, Samford | 2013-18 |
| 10. | 666 | Sam Ramirez, Appalachian State | 2007-11 |

3-point field-goal percentage

Game (minimum 5 made)

| | | | |
|----|-------------|-------------------------------------------|---------------|
| 1. | 100.0 (7-7) | Laura Murray, DAV vs. Appalachian State | Feb. 2, 2011 |
| | 100.0 (7-7) | Nadine Soliman, UNCG vs. Western Carolina | Jan. 27, 2018 |
| 2. | 100.0 (6-6) | Mary Perry, GSU vs. Chattanooga | Feb. 1, 1999 |
| | 100.0 (6-6) | Jenaya Wade-Fray, UTC vs. UNCG | Jan. 29, 2007 |
| | 100.0 (6-6) | Lee Stephens, FUR vs. Charleston Southern | Jan. 8, 2008 |
| | 100.0 (6-6) | Melissa Liebschwager, FUR vs. Wofford | Feb. 2, 2008 |
| | 100.0 (6-6) | Lucy Mason, UNCG vs. ETSU | Feb. 13, 2016 |
| 7. | 100.0 (5-5) | Kristi Huff, MAR vs. Baylor | 1990-91 |
| | 100.0 (5-5) | Tamira Higgins, MAR vs. Chattanooga | Jan. 17, 1994 |
| | 100.0 (5-5) | Jennifer O'Brien, DAV vs. Ga. Southern | Dec. 12, 1999 |
| | 100.0 (5-5) | Katasha Brown, UTC vs. ETSU | Jan. 31, 2004 |
| | 100.0 (5-5) | Rachel King, CofC vs. Elon | 2003-04 |
| | 100.0 (5-5) | Amanda Eaton, UNCG vs. Wofford | Dec. 30, 2004 |
| | 100.0 (5-5) | Jenaya Wade-Fray, UTC vs. Davidson | Jan. 8, 2007 |
| | 100.0 (5-5) | Ali Ford, Elon vs. Chattanooga | Dec. 17, 2009 |
| | 100.0 (5-5) | Ashley Lax, DAV vs. UNCG | Feb. 6, 2010 |
| | 100.0 (5-5) | Hannah Early, DAV vs. Clemson | Nov. 8, 2013 |
| | 100.0 (5-5) | Hannah Early, DAV vs. Samford | Feb. 3, 2014 |
| | 100.0 (5-5) | Chloe Wanink, WOF vs. Southern Wesleyan | Nov. 16, 2017 |
| | 100.0 (5-5) | Bria Dial, UTC vs. Wofford | Jan. 16, 2020 |
| | 100.0 (5-5) | Pernilla Sorensen, UNCG vs. Chattanooga | Feb. 21, 2021 |

Season (minimum 1.5 made per game)

| | | | |
|-----|---------------|----------------------------------|---------|
| 1. | 48.3 (84-174) | Emily London, Samford | 2010-11 |
| 2. | 47.4 (73-154) | Chloe Wanink, Wofford | 2019-20 |
| 3. | 47.0 (70-149) | Melissa Liebschwager, Furman | 2008-09 |
| 4. | 46.4 (64-138) | Emily London, Samford | 2008-09 |
| 5. | 46.3 (68-147) | Emily London, Samford | 2009-10 |
| 6. | 45.9 (45-98) | Melissa Davis, Appalachian State | 1995-96 |
| 7. | 45.5 (46-101) | Jennifer O'Brien, Davidson | 1997-98 |
| 8. | 45.0 (45-100) | Miranda Warfield, Chattanooga | 2003-04 |
| 9. | 44.8 (47-105) | Meagan Gloason, Davidson | 1999-00 |
| 10. | 44.6 (87-195) | Marcheta Winton, Chattanooga | 1988-89 |

Career (minimum 120 made)

| | | | |
|----|----------------|--------------------------------|---------|
| 1. | 47.4 (276-582) | Emily London, Samford | 2008-11 |
| 2. | 42.4 (133-314) | Karen Gruca, Appalachian State | 1989-91 |

| | | | |
|-----|----------------|--------------------------------|---------|
| 3. | 42.0 (235-560) | Chloe Wanink, Wofford | 2015-20 |
| 4. | 41.2 (161-391) | Alex Thompson, Davidson | 2006-10 |
| 5. | 40.7 (150-369) | Amy Engle, ETSU | 1994-96 |
| 6. | 40.3 (186-462) | Karen Stanley, Furman | 1991-95 |
| 7. | 39.9 (216-542) | Katasha Brown, Chattanooga | 2002-06 |
| 8. | 39.3 (149-379) | Paige Anderson, Samford | 2008-12 |
| 9. | 39.1 (229-586) | Kayla Christopher, Chattanooga | 2009-13 |
| 10. | 38.7 (170-439) | Miranda Warfield, Chattanooga | 2000-04 |

Free throws made

Game

| | | | |
|----|----|------------------------------------------------|---------------|
| 1. | 21 | Emily Holliday, WCU vs. Furman | Feb. 6, 1986 |
| 2. | 17 | Lucy Mason, UNCG vs. New Orleans | Dec. 17, 2015 |
| 3. | 16 | Valorie Whiteside, APP vs. Lenoir-Rhyne | Feb. 4, 1985 |
| | 16 | Regina Kirk, UTC vs. Mercer | Feb. 3, 1987 |
| | 16 | Shannon Thomas, APP vs. New Mexico State | Feb. 22, 1991 |
| | 16 | Danna Simpson, GSU vs. Wofford | Dec. 21, 2000 |
| | 16 | Micah Scheetz, ETSU vs. South Alabama | Dec. 20, 2019 |
| 8. | 15 | Tonya Bristow, FUR vs. Western Carolina | Jan. 15, 1996 |
| | 15 | Jackie Smith, FUR vs. ETSU | Dec. 17, 1997 |
| | 15 | Jackie Smith, FUR vs. Siena | Dec. 29, 1997 |
| | 15 | Jackie Smith, FUR vs. ETSU | Jan. 31, 1998 |
| | 15 | Jackie Smith, FUR vs. Middle Tennessee State | Nov. 22, 1998 |
| | 15 | Melinda Goodson, UNCG vs. Davidson | Feb. 27, 1999 |
| | 15 | Brittney Scarberry, CofC vs. Appalachian State | Jan. 12, 2002 |
| | 15 | Jenny Nett, WOF vs. Appalachian State | Jan. 15, 2002 |
| | 15 | Shanara Hollinquest, UTC vs. Samford | Jan. 17, 2009 |
| | 15 | Le'Jzae Davidson, FUR vs. Fairfield | Dec. 20, 2018 |

Season

| | | | |
|-----|-----|----------------------------------|---------|
| 1. | 212 | Jackie Smith, Furman | 1999-00 |
| 2. | 207 | Jackie Smith, Furman | 1998-99 |
| 3. | 182 | Beth Laney, Appalachian State | 1986-87 |
| 4. | 181 | Shanara Hollinquest, Chattanooga | 2009-10 |
| 5. | 176 | Jackie Smith, Furman | 1997-98 |
| 6. | 173 | Lucy Mason, UNCG | 2015-16 |
| 7. | 167 | Precious Bridges, Mercer | 2014-15 |
| 8. | 158 | Monique Dawson, Western Carolina | 2006-07 |
| 9. | 157 | Gwen Thomas, Georgia Southern | 1991-92 |
| 10. | 156 | Shanara Hollinquest, Chattanooga | 2008-09 |

Career

| | | | |
|-----|-----|--------------------------------------|---------|
| 1. | 724 | Jackie Smith, Furman | 1996-00 |
| 2. | 638 | Valorie Whiteside, Appalachian State | 1984-88 |
| 3. | 498 | Shanara Hollinquest, Chattanooga | 2006-10 |
| 4. | 446 | Tianna Tarter, ETSU | 2014-18 |
| 5. | 444 | Jennifer Gardner, Western Carolina | 2001-05 |
| 6. | 439 | Lucy Mason, UNCG | 2012-16 |
| 7. | 438 | Jenny Nett, Wofford | 1997-02 |
| 8. | 423 | Tommi Paris, Furman | 2002-06 |
| 9. | 418 | Regina Kirk, Chattanooga | 1984-88 |
| 10. | 414 | Beth Laney, Appalachian State | 1985-89 |

Free-throw attempts

Game

| | | | |
|----|----|---------------------------------------------|---------------|
| 1. | 25 | Emily Holliday, WCU vs. Furman | Feb. 6, 1986 |
| 2. | 24 | Valorie Whiteside, APP vs. Lenoir-Rhyne | Feb. 4, 1985 |
| 3. | 22 | Rushia Brown, FUR vs. College of Charleston | Dec. 4, 1992 |
| 4. | 20 | Lucy Mason, UNCG vs. New Orleans | Dec. 17, 2015 |
| 5. | 19 | Regina Kirk, UTC vs. Mercer | Feb. 3, 1987 |
| | 19 | Tonya Bristow, FUR vs. Western Carolina | Jan. 15, 1996 |
| | 19 | Melinda Goodson, UNCG vs. Campbell | Dec. 30, 1997 |
| 8. | 18 | Regina Kirk, Chattanooga | Dec. 6, 1986 |
| | 18 | Gwen Thomas, GSU vs. Villanova | Nov. 20, 1991 |
| | 18 | Andrea Autrey, GSU vs. Western Carolina | Feb. 25, 1995 |
| | 18 | Sharon Mitchell, GSU vs. Davidson | Dec. 30, 1997 |

#SoConHoops

INDIVIDUAL RECORDS



Davidson's Jennifer O'Brien is tied for second in SoCon history in career steals and is among the all-time leaders in assists and 3-point field-goal percentage.

Season

| | | | |
|----|-----|--------------------------------------|---------|
| 1. | 338 | Valorie Whiteside, Appalachian State | 1984-85 |
| 2. | 269 | Jackie Smith, Furman | 1999-00 |
| 3. | 256 | Jackie Smith, Furman | 1998-99 |
| 4. | 252 | Shanara Hollinquest, Chattanooga | 2009-10 |
| 5. | 242 | Shanara Hollinquest, Chattanooga | 2008-09 |
| 6. | 217 | Gwen Thomas, Georgia Southern | 1991-92 |
| 7. | 213 | Lucy Mason, UNCG | |
| 8. | 212 | Regina Kirk, Chattanooga | 1986-87 |
| 9. | 211 | Regina Kirk, Chattanooga | 1984-85 |
| | 211 | Telly Hall, Georgia Southern | 1997-98 |

Career

| | | | |
|-----|-------|--------------------------------------|---------|
| 1. | 1,173 | Valorie Whiteside, Appalachian State | 1984-88 |
| 2. | 950 | Jackie Smith, Furman | 1996-00 |
| 3. | 781 | Regina Kirk, Chattanooga | 1984-88 |
| 4. | 734 | Shanara Hollinquest, Chattanooga | 2006-10 |
| 5. | 724 | Jackie Smith, Furman | 1996-00 |
| 6. | 654 | Telly Hall, Georgia Southern | 1994-98 |
| 7. | 619 | Roxanne Williams, Western Carolina | 1988-91 |
| 8. | 599 | Lucy Mason, UNCG | 2012-16 |
| 9. | 597 | Tianna Tarter, ETSU | 2014-18 |
| 10. | 568 | Melinda Goodson, UNCG | 1996-00 |

Free-throw percentage

Game (minimum 12 made)

| | | | |
|-----|---------------|------------------------------------------|----------------|
| 1. | 100.0 (16-16) | Danna Simpson, GSU vs. Wofford | Jan. 24, 1998 |
| 2. | 100.0 (14-14) | Beth Laney, APP vs. Stephen F. Austin | March 20, 1987 |
| | 100.0 (14-14) | Lori Lyons, WCU vs. Navy | Dec. 5, 1992 |
| | 100.0 (14-14) | Kerry Brown, DAV vs. Wofford | Jan. 24, 1998 |
| | 100.0 (14-14) | Amanda Eaton, UNCG vs. CofC | Feb. 9, 2004 |
| | 100.0 (14-14) | Shanara Hollinquest, UTC vs. Samford | March 8, 2010 |
| 7. | 100.0 (13-13) | Tommi Paris, FUR vs. Georgia Southern | Jan. 17, 2005 |
| | 100.0 (13-13) | Justin Taylor, WCU vs. Furman | March 8, 2014 |
| | 100.0 (13-13) | Taylor Petty, FUR vs. Elon | Dec. 30, 2019 |
| 10. | 100.0 (12-12) | Monique Dawson, WCU vs. Middle Tennessee | Dec. 2, 2007 |
| | 100.0 (12-12) | Maryah Sydnor, APP vs. Radford | Dec. 16, 2013 |

Season (minimum 2.5 made per game)

| | | | |
|-----|----------------|----------------------------------|---------|
| 1. | 93.6 (117-125) | Emily London, Samford | 2010-11 |
| 2. | 92.7 (102-110) | Tommi Paris, Furman | 2005-06 |
| 3. | 92.3 (96-104) | Lea Ann Parsley, Marshall | 1989-90 |
| 4. | 90.8 (89-98) | Ali Ford, Elon | 2012-13 |
| 5. | 90.2 (83-92) | Emily London, Samford | 2008-09 |
| 6. | 90.2 (101-112) | Emily London, Samford | 2009-10 |
| 7. | 88.7 (94-106) | Maryah Sydnor, Appalachian State | 2012-13 |
| 8. | 87.9 (109-124) | Anna Freeman, Appalachian State | 2012-13 |
| 9. | 87.8 (115-131) | Jamie Navarro, Georgia Southern | 2009-10 |
| 10. | 87.8 (122-139) | Cierra Carter, Furman | 2017-18 |

Career (minimum 200 made)

| | | | |
|-----|----------------|----------------------------------|---------|
| 1. | 91.5 (301-329) | Emily London, Samford | 2008-11 |
| 2. | 87.8 (237-270) | Maryah Sydnor, Appalachian State | 2012-14 |
| 3. | 85.1 (423-497) | Tommi Paris, Furman | 2002-06 |
| 4. | 84.5 (279-330) | Lakelyn Bouldin, Chattanooga | 2016-20 |
| 5. | 84.1 (364-433) | Karen Stanley, Furman | 1991-95 |
| 6. | 83.8 (202-241) | Jane Dalton, Appalachian State | 1984-88 |
| 7. | 835 (218-261) | Alex Thompson, Davidson | 2006-10 |
| 8. | 83.3 (355-426) | Anna Freeman, Appalachian State | 2009-13 |
| 9. | 83.2 (352-423) | Lee Stephens, Furman | 2006-10 |
| 10. | 83.1 (217-261) | Paige Anderson, Samford | 2008-12 |

Rebounds

Game

| | | | |
|----|----|--------------------------------------------|---------------|
| 1. | 28 | DeShawne Blocker, ETSU vs. Covenant | Jan. 4, 1994 |
| 2. | 26 | Valorie Whiteside, APP vs. Furman | Feb. 26, 1985 |
| | 26 | Katie Beck, ETSU vs. Charleston (W.Va.) | Dec. 7, 1985 |
| | 26 | Katie Beck, ETSU vs. Radford | Dec. 5, 1985 |
| | 26 | Sherae Bonner, WCU vs. Livingstone | Nov. 17, 2014 |
| 6. | 25 | DeShawne Blocker, ETSU vs. Marshall | Feb. 13, 1993 |
| 7. | 24 | DeShawne Blocker, ETSU vs. Davidson | Feb. 26, 1994 |
| | 24 | Brittany Hodges, FUR vs. Davidson | Nov. 14, 2014 |
| 9. | 23 | Valorie Whiteside, APP vs. Lenoir-Rhyne | Feb. 4, 1985 |
| | 23 | Valorie Whiteside, APP vs. Wofford | Nov. 23, 1985 |
| | 23 | Kim Bush, UTC vs. Mercer | Jan. 21, 1986 |
| | 23 | Charlene Penland, WCU vs. ETSU | Feb. 24, 1990 |
| | 23 | Natalie Cleckley, FUR vs. Western Carolina | Jan. 9, 1991 |
| | 23 | Jenette Reed, MAR vs. Campbell | Dec. 29, 1992 |
| | 23 | Erin Butcher, DAV vs. Lynchburg | Jan. 30, 1993 |

Season

| | | | |
|-----|-----|--------------------------------------|---------|
| 1. | 450 | DeShawne Blocker, ETSU | 1993-94 |
| 2. | 441 | Katie Beck, ETSU | 1987-88 |
| 3. | 435 | Valorie Whiteside, Appalachian State | 1984-85 |
| 4. | 386 | Ije Ajemba, UNCG | 2017-18 |
| 5. | 362 | Katie Beck, ETSU | 1985-86 |
| 6. | 356 | Kim Horsey, Chattanooga | 1983-84 |
| | 356 | Natalie Cleckley, Furman | 1990-91 |
| 8. | 349 | Amanda Thompson, Mercer | 2015-19 |
| 8. | 347 | Sophia Aleksandravicius, Davidson | 2012-13 |
| 9. | 345 | DeShawne Blocker, ETSU | 1994-95 |
| 10. | 342 | Katie Beck, ETSU | 1986-87 |

Career

| | | | |
|-----|-------|--------------------------------------|---------|
| 1. | 1,404 | Katie Beck, ETSU | 1984-88 |
| 2. | 1,369 | Valorie Whiteside, Appalachian State | 1984-88 |
| 3. | 1,361 | DeShawne Blocker, ETSU | 1991-95 |
| 4. | 1,143 | Sophia Aleksandravicius, Davidson | 2009-13 |
| 5. | 1,102 | Natalie Cleckley, Furman | 1987-91 |
| 6. | 1,086 | Regina Kirk, Chattanooga | 1984-88 |
| 7. | 1,056 | Jackie Smith, Furman | 1996-00 |
| 8. | 1,023 | Rushia Brown, Furman | 1989-94 |
| 9. | 1,010 | Alex Anderson, Chattanooga | 2004-08 |
| 10. | 1,008 | Anna Freeman, Appalachian State | 2009-13 |



INDIVIDUAL RECORDS

Rebounding average

Season

| | | | |
|-----|---------------|--------------------------------------|---------|
| 1. | 17.6 (25-441) | Katie Beck, ETSU | 1987-88 |
| 2. | 17.3 (26-450) | DeShawne Blocker, ETSU | 1993-94 |
| 3. | 15.5 (28-435) | Valorie Whiteside, Appalachian State | 1984-85 |
| 4. | 13.7 (25-342) | Katie Beck, ETSU | 1986-87 |
| 5. | 13.0 (25-326) | DeShawne Blocker, ETSU | 1992-93 |
| 6. | 12.9 (28-362) | Katie Beck, ETSU | 1985-86 |
| 7. | 12.7 (28-356) | Natalie Cleckley, Furman | 1990-91 |
| 8. | 12.5 (31-386) | Ije Ajemba, UNCG | 2017-18 |
| 8. | 11.5 (30-345) | DeShawne Blocker, ETSU | 1994-95 |
| 10. | 10.8 (31-335) | Jackie Smith, Furman | 1999-00 |

Career

| | | | |
|----|------------------|--------------------------------------|---------|
| 1. | 13.4 (105-1,404) | Katie Beck, ETSU | 1984-88 |
| 2. | 12.7 (107-1,361) | DeShawne Blocker, ETSU | 1991-95 |
| 3. | 11.8 (116-1,369) | Valorie Whiteside, Appalachian State | 1984-88 |
| 4. | 11.7 (62-725) | Tonya Bristowe, Furman | 1994-98 |
| 5. | 10.1 (44-444) | Erin Butcher, Davidson | 1992-94 |
| 6. | 9.7 (112-1,086) | Regina Kirk, Chattanooga | 1984-88 |
| 7. | 9.6 (115-1,102) | Natalie Cleckley, Furman | 1987-91 |
| 8. | 9.3 (100-929) | Shannon Thomas, Appalachian State | 1988-92 |

Assists

Game

| | | | |
|-----|----|----------------------------------------|---------------|
| 1. | 20 | Kim Skala, ETSU vs. Virginia Tech | Jan. 20, 1986 |
| | 20 | Susan Lance, UTC vs. Mercer | Jan. 31, 1987 |
| 3. | 19 | Kim Skala, ETSU vs. Appalachian State | Feb. 20, 1986 |
| | 19 | Kim Skala, ETSU vs. Western Carolina | Feb. 17, 1986 |
| 5. | 17 | Kim Skala, ETSU vs. Georgetown | Nov. 24, 1986 |
| | 17 | Susan Lance, UTC vs. ETSU | Feb. 25, 1987 |
| 7. | 16 | Susan Lance, UTC vs. ETSU | Feb. 7, 1987 |
| | 16 | Amy Wales, UTC vs. Marshall | Jan. 13, 1990 |
| | 16 | Sydni Means, MER vs. North Carolina | Dec. 28, 2017 |
| 10. | 15 | Whitney Bunn, FUR vs. Coastal Carolina | Dec. 3, 2014 |
| | 15 | Sydni Means, MER vs. Furman | Jan. 6, 2018 |

Season

| | | | |
|-----|-----|-----------------------------------|---------|
| 1. | 285 | Kim Skala, ETSU | 1985-86 |
| 2. | 264 | Sydni Means, Mercer | 2017-18 |
| 3. | 234 | Kim Skala, ETSU | 1984-85 |
| 4. | 226 | Whitney Bunn, Furman | 2014-15 |
| 5. | 216 | Sydni Means, Mercer | 2016-17 |
| 6. | 208 | Amy Wales, Chattanooga | 1989-90 |
| 7. | 206 | Jill Brown, College of Charleston | 2012-13 |
| 8. | 202 | Kim Skala, ETSU | 1986-87 |
| 9. | 192 | Karla May, Marshall | 1984-85 |
| 10. | 191 | Brigid Morrissey, Furman | 2013-14 |

Career

| | | | |
|-----|-----|------------------------------------|---------|
| 1. | 842 | Kim Skala, ETSU | 1983-87 |
| 2. | 686 | Sydni Means, Mercer | 2014-18 |
| 3. | 660 | Jane Dalton, Appalachian State | 1984-88 |
| 4. | 648 | Nancy Smith, Chattanooga | 1987-91 |
| 5. | 588 | Jennifer O'Brien, Davidson | 1996-00 |
| 6. | 568 | Shannon Spencer, Appalachian State | 1992-96 |
| 7. | 562 | Whitney Bunn, Furman | 2013-17 |
| 8. | 536 | Karla May, Marshall | 1983-86 |
| 9. | 512 | Amy Wales, Chattanooga | 1987-91 |
| 10. | 509 | Jan Cameron, Chattanooga | 1990-94 |

Assists average

Season

| | | | |
|-----|---------------|----------------------------|---------|
| 1. | 10.6 (27-285) | Kim Skala, ETSU | 1985-86 |
| 2. | 8.7 (27-234) | Kim Skala, ETSU | 1984-85 |
| 3. | 8.1 (25-202) | Kim Skala, ETSU | 1986-87 |
| 4. | 8.0 (33-264) | Sydni Means, Mercer | 2017-18 |
| 5. | 7.4 (26-192) | Karla May, Marshall | 1984-85 |
| 6. | 7.2 (29-208) | Amy Wales, Chattanooga | 1989-90 |
| 7. | 6.8 (33-226) | Whitney Bunn, Furman | 2014-15 |
| 8. | 6.8 (27-184) | Jennifer O'Brien, Davidson | 1997-98 |
| 9. | 6.8 (32-216) | Sydni Means, Mercer | 2016-17 |
| 10. | 6.6 (28-184) | Nancy Smith, Chattanooga | 1988-89 |

Career

| | | | |
|-----|---------------|------------------------------------|---------|
| 1. | 8.0 (105-841) | Kim Skala, ETSU | 1983-87 |
| 2. | 5.9 (110-648) | Nancy Smith, Chattanooga | 1987-91 |
| 3. | 5.8 (119-686) | Sydni Means, Mercer | 2014-18 |
| 4. | 5.7 (116-660) | Jane Dalton, Appalachian State | 1984-88 |
| 5. | 5.4 (108-588) | Jennifer O'Brien, Davidson | 1996-00 |
| 6. | 5.1 (112-568) | Shannon Spencer, Appalachian State | 1992-96 |
| 7. | 4.8 (118-562) | Whitney Bunn, Furman | 2013-17 |
| | 4.8 (91-434) | Da'Ja Green, Wofford | 2017-20 |
| 9. | 4.5 (115-512) | Amy Wales, Chattanooga | 1987-91 |
| 10. | 4.4 (115-511) | Charity Brown, Samford | 2016-20 |

Blocked shots

Game

| | | | |
|----|----|-----------------------------------------------|---------------|
| 1. | 12 | Sharon Deal, MAR vs. Youngstown State | Jan. 4, 1989 |
| 2. | 10 | Sophia Aleksandravicius, DAV vs. Furman | Feb. 16, 2013 |
| 3. | 9 | Sharon Deal, MAR vs. Appalachian State | Feb. 25, 1989 |
| | 9 | Sophia Aleksandravicius, DAV vs. Furman | Jan. 30, 2012 |
| | 9 | Teanna Robinson, MER vs. Saint Louis | Nov. 28, 2014 |
| | 9 | Jasmine Joyner, UTC vs. Bowling Green | Nov. 20, 2016 |
| | 9 | Jasmine Joyner, UTC vs. ETSU | Jan. 14, 2017 |
| 8. | 8 | Sharon Deal, MAR vs. Furman | Jan. 15, 1989 |
| | 8 | Jennifer Weurding, WOF vs. North Carolina A&T | Nov. 26, 2005 |
| | 8 | Jennifer Weurding, WOF vs. Appalachian State | Feb. 12, 2007 |
| | 8 | Anna Freeman, APP vs. Bowling Green | Dec. 23, 2009 |
| | 8 | Catherine Williams, APP vs. Davidson | Jan. 23, 2010 |
| | 8 | Sophia Aleksandravicius, DAV vs. Ga. Southern | Dec. 1, 2012 |
| | 8 | Jasmine Joyner, UTC vs. Notre Dame | Nov. 21, 2014 |
| | 8 | Jasmine Joyner, UTC vs. Western Carolina | Jan. 13, 2016 |
| | 8 | Jasmine Joyner, UTC vs. Wofford | Feb. 6, 2016 |
| | 8 | Jasmine Joyner, UTC vs. Samford | March 4, 2016 |
| | 8 | Jasmine Joyner, UTC vs. Stetson | Dec. 5, 2016 |
| | 8 | Jasmine Joyner, UTC at Wofford | Jan. 26, 2017 |
| | 8 | Shannon Titus, MER vs. Furman | Feb. 8, 2020 |

Season

| | | | |
|-----|-----|-----------------------------------|---------|
| 1. | 132 | Jasmine Joyner, Chattanooga | 2014-15 |
| 2. | 126 | Jasmine Joyner, Chattanooga | 2015-16 |
| 3. | 122 | Jasmine Joyner, Chattanooga | 2016-17 |
| 4. | 117 | Sharon Deal, Marshall | 1988-89 |
| 5. | 102 | Sophia Aleksandravicius, Davidson | 2012-13 |
| 6. | 95 | Sophia Aleksandravicius, Davidson | 2010-11 |
| 7. | 93 | Sophia Aleksandravicius, Davidson | 2011-12 |
| 8. | 92 | Anna Freeman, Appalachian State | 2009-10 |
| 9. | 81 | Jennifer Weurding, Wofford | 2006-07 |
| 10. | 71 | Sharon Deal, Marshall | 1987-88 |
| | 71 | Courtney Nyborg, Elon | 2003-04 |

Career

| | | | |
|----|-----|-----------------------------------|---------|
| 1. | 436 | Jasmine Joyner, Chattanooga | 2013-17 |
| 2. | 339 | Sophia Aleksandravicius, Davidson | 2009-13 |
| 3. | 265 | Anna Freeman, Appalachian State | 2009-13 |
| 4. | 253 | Jennifer Weurding, Wofford | 2003-07 |
| 5. | 235 | Mahogany Williams, Wofford | 2007-11 |

#SoConHoops

INDIVIDUAL RECORDS



| | | | |
|-----|-----|--------------------------------------|---------|
| 6. | 227 | Kelsey Evans, Elon | 2009-13 |
| 7. | 221 | Alex Anderson, Chattanooga | 2004-08 |
| 8. | 195 | Valorie Whiteside, Appalachian State | 1984-88 |
| 9. | 193 | Rushia Brown, Furman | 1989-94 |
| 10. | 188 | Sharon Deal, Marshall | 1987-89 |

Blocked-shots average

Season

| | | | |
|-----|--------------|-----------------------------------|---------|
| 1. | 4.2 (28-117) | Sharon Deal, Marshall | 1988-89 |
| 2. | 4.0 (33-132) | Jasmine Joyner, Chattanooga | 2014-15 |
| 3. | 3.9 (32-126) | Jasmine Joyner, Chattanooga | 2015-16 |
| 4. | 3.8 (32-122) | Jasmine Joyner, Chattanooga | 2016-17 |
| 5. | 3.1 (31-95) | Sophia Aleksandravicius, Davidson | 2010-11 |
| 6. | 2.9 (31-91) | Sophia Aleksandravicius, Davidson | 2011-12 |
| 7. | 2.9 (35-102) | Sophia Aleksandravicius, Davidson | 2012-13 |
| 8. | 2.6 (27-71) | Sharon Deal, Marshall | 1987-88 |
| 9. | 2.6 (35-92) | Anna Freeman, Appalachian State | 2009-10 |
| 10. | 2.5 (26-65) | Jeanne Marvel, Western Carolina | 1986-87 |

Career

| | | | |
|-----|---------------|--------------------------------------|---------|
| 1. | 3.6 (122-436) | Jasmine Joyner, Chattanooga | 2013-17 |
| 2. | 3.4 (55-188) | Sharon Deal, Marshall | 1987-89 |
| 3. | 2.7 (127-339) | Sophia Aleksandravicius, Davidson | 2009-13 |
| 4. | 2.4 (52-127) | Jeanne Marvel, Western Carolina | 1986-88 |
| 5. | 2.3 (108-253) | Jennifer Weurding, Wofford | 2003-07 |
| 6. | 2.0 (132-265) | Anna Freeman, Appalachian State | 2009-13 |
| | 2.0 (119-235) | Mahagony Williams, Wofford | 2007-11 |
| 8. | 1.8 (124-227) | Kelsey Evans, Elon | 2009-13 |
| | 1.8 (58-109) | Arianne Whitaker, Chattanooga | 2017-19 |
| 10. | 1.7 (114-193) | Rushia Brown, Furman | 1990-9 |
| | 1.7 (116-195) | Valorie Whiteside, Appalachian State | 1984-88 |

Steals

Game

| | | | |
|----|----|--------------------------------------------------|---------------|
| 1. | 14 | Stephanie Wine, MAR vs. Western Carolina | Jan. 23, 1995 |
| 2. | 13 | Valorie Whiteside, APP vs. College of Charleston | Jan. 9, 1988 |
| 3. | 12 | Rachel Brittenham, WOF vs. Western Carolina | Feb. 21, 2011 |
| 4. | 11 | Chris McClure, UTC vs. Appalachian State | 1984-85 |
| | 11 | Jennifer O'Brien, DAV vs. Furman | Jan. 11, 1999 |
| | 11 | Kristen Boone, UNCG vs. UNC Wilmington | Nov. 12, 2006 |
| | 11 | Whitney Tossie, APP vs. Elon | Dec. 16, 2006 |



Chattanooga's Jasmine Joyner is the SoCon's career leader in blocks (436) and blocks per game (3.6).

| | | | |
|----|---------------------------------------------|-----------------------------------------|---------------|
| 11 | Erica Haynes-Overton, ETSU vs. Murray State | Nov. 29, 2017 | |
| 11 | Tianna Tarter, ETSU vs. Winthrop | Dec. 3, 2017 | |
| 8. | 10 | Karla May, MAR vs. West Virginia State | Nov. 25, 1983 |
| | 10 | Emily Holliday, WCU vs. Tusculum | Dec. 3, 1985 |
| | 10 | Jenelle Stephenson, MAR vs. ETSU | Jan. 18, 1988 |
| | 10 | Lucy Dunn, FUR vs. ETSU | Jan. 30, 1988 |
| | 10 | Karen Stanley, FUR vs. ETSU | Jan. 31, 1994 |
| | 10 | Tiffany Lanier, GSU, vs. South Carolina | Dec. 3, 2003 |
| | 10 | Liz Miller, WOF vs. Davidson | Jan. 31, 2009 |
| | 10 | Shon Redmond, Elon vs. UNCW | Nov. 18, 2012 |

Season

| | | | |
|----|-----|------------------------------------|---------|
| 1. | 122 | Tracy Krueger, Marshall | 1992-93 |
| | 122 | Anna Freeman, Appalachian State | 2011-12 |
| 3. | 121 | Kristen Boone, UNCG | 2004-05 |
| 4. | 117 | Jennifer O'Brien, Davidson | 1999-00 |
| 5. | 113 | Whitney Tossie, Appalachian State | 2006-07 |
| 6. | 112 | Nancy Smith, Chattanooga | 1988-89 |
| 7. | 108 | Erica Haynes-Overton, ETSU | 2017-18 |
| 8. | 106 | Shannon Spencer, Appalachian State | 1994-95 |
| 9. | 101 | Janna Magette, Davidson | 2000-01 |
| | 101 | Tiffany Lanier, Georgia Southern | 2000-01 |
| | 101 | Tiffany Lanier, Georgia Southern | 2002-03 |
| | 101 | Kristen Boone, UNCG | 2005-06 |

Career

| | | | |
|-----|-----|--------------------------------------|---------|
| 1. | 383 | Anna Freeman, Appalachian State | 2009-13 |
| 2. | 368 | Nancy Smith, Chattanooga | 1987-91 |
| | 368 | Jennifer O'Brien, Davidson | 1996-00 |
| 4. | 356 | Nancy Smith, Chattanooga | 1987-91 |
| 5. | 351 | Whitney Tossie, Appalachian State | 2004-08 |
| 6. | 341 | Shannon Spencer, Appalachian State | 1992-95 |
| 7. | 338 | Rushia Brown, Furman | 1989-94 |
| 8. | 315 | Kristen Boone, UNCG | 2004-09 |
| 9. | 307 | Valorie Whiteside, Appalachian State | 1984-88 |
| 10. | 293 | Anna Freeman, Appalachian State | 2009-12 |

Steals average

Season

| | | | |
|-----|--------------|------------------------------------|---------|
| 1. | 4.4 (28-122) | Tracy Krueger, Marshall | 1992-93 |
| 2. | 4.3 (27-117) | Jennifer O'Brien, Davidson | 1999-00 |
| 3. | 4.3 (28-121) | Kristen Boone, UNCG | 2004-05 |
| 4. | 4.0 (28-112) | Nancy Smith, Chattanooga | 1988-89 |
| 5. | 3.9 (26-101) | Kristen Boone, UNCG | 2005-06 |
| 6. | 3.8 (28-106) | Shannon Spencer, Appalachian State | 1994-95 |
| 7. | 3.6 (28-101) | Janna Magette, Davidson | 2000-01 |
| 8. | 3.6 (30-108) | Erica Haynes-Overton, ETSU | 2017-18 |
| 9. | 3.6 (34-122) | Anna Freeman, Appalachian State | 2011-12 |
| 10. | 3.5 (28-99) | Jennifer O'Brien, Davidson | 1998-99 |
| | 3.5 (28-99) | Janna Magette, Davidson | 2000-01 |

Career

| | | | |
|-----|----------------|--------------------------------------|---------|
| 1. | 3.71 (85-315) | Kristen Boone, UNCG | 2004-09 |
| 2. | 3.45 (65-224) | Erica Haynes-Overton, ETSU | 2017-19 |
| 3. | 3.41 (108-368) | Jennifer O'Brien, Davidson | 1996-00 |
| 4. | 3.24 (110-356) | Nancy Smith, Chattanooga | 1987-91 |
| 5. | 3.04 (112-341) | Shannon Spencer, Appalachian State | 1992-96 |
| 6. | 3.03 (116-351) | Whitney Tossie, Appalachian State | 2004-08 |
| 7. | 2.96 (114-338) | Rushia Brown, Furman | 1989-94 |
| 8. | 2.90 (132-383) | Anna Freeman, Appalachian State | 2009-13 |
| 9. | 2.76 (114-315) | Liz Miller, Wofford | 2005-09 |
| 10. | 2.65 (116-307) | Valorie Whiteside, Appalachian State | 1984-88 |

Scoring

Game

| | | | |
|-----|-----|------------------------------------|---------------|
| 1. | 135 | Samford vs. Birmingham-Southern | Jan. 4, 2021 |
| 2. | 126 | Marshall vs. West Virginia Tech | Nov. 26, 1984 |
| 3. | 125 | Furman vs. Charleston Southern | Jan. 16, 1991 |
| 4. | 116 | Furman vs. Charleston Southern | Dec. 16, 1989 |
| | 116 | Wofford vs. Erskine | Nov. 17, 2016 |
| 6. | 114 | Furman vs. ETSU | Jan. 26, 1990 |
| | 114 | Western Carolina vs. Warren Wilson | Jan. 24, 2018 |
| 8. | 112 | Furman vs. Rider | Jan. 4, 1992 |
| 9. | 111 | Georgia Southern vs. Mercer | Feb. 20, 1986 |
| 10. | 110 | Georgia Southern vs. Kent | Jan. 4, 1992 |
| | 110 | Western Carolina vs. Montreat | Jan. 5, 2015 |
| | 110 | Wofford vs. Southern Wesleyan | Jan. 3, 2019 |

Season

| | | | |
|-----|-------|-------------------|---------|
| 1. | 2,543 | Appalachian State | 1986-87 |
| 2. | 2,518 | Western Carolina | 2007-08 |
| 3. | 2,440 | Furman | 1989-90 |
| 4. | 2,432 | ETSU | 1994-95 |
| 5. | 2,417 | Appalachian State | 1995-96 |
| 6. | 2,392 | Marshall | 1984-85 |
| 7. | 2,363 | Chattanooga | 1988-89 |
| 8. | 2,344 | Chattanooga | 2001-02 |
| 9. | 2,343 | Appalachian State | 1987-88 |
| 10. | 2,338 | Appalachian State | 2010-11 |

Scoring average

Season

| | | | |
|----|-----------------|-------------------|---------|
| 1. | 84.1 (29-2,440) | Furman | 1989-90 |
| 2. | 83.7 (28-2,343) | Appalachian State | 1987-88 |
| 3. | 82.8 (28-2,318) | Furman | 1990-91 |
| 4. | 82.5 (29-2,392) | Marshall | 1984-85 |
| 5. | 82.0 (31-2,543) | Appalachian State | 1986-87 |
| 6. | 81.1 (30-2,432) | ETSU | 1994-95 |
| 7. | 80.6 (30-2,417) | Appalachian State | 1995-96 |
| 8. | 79.3 (28-2,220) | Appalachian State | 1993-94 |
| 9. | 79.1 (29-2,137) | Appalachian State | 1988-89 |
| | 79.1 (28-2,214) | Georgia Southern | 1994-95 |

Scoring defense

Season

| | | | |
|-----|-----------------|-------------|---------|
| 1. | 50.2 (31-1,555) | Samford | 2015-16 |
| 2. | 50.5 (33-1,665) | Chattanooga | 2014-15 |
| 3. | 52.9 (32-1,692) | Chattanooga | 2015-16 |
| 4. | 53.2 (29-1,542) | Samford | 2008-09 |
| 5. | 54.4 (31-1,685) | Samford | 2012-13 |
| 6. | 54.6 (30-1,639) | Chattanooga | 2004-05 |
| 7. | 54.9 (33-1,811) | Chattanooga | 2012-13 |
| | 54.9 (33-1,811) | Mercer | 2017-18 |
| 9. | 55.3 (32-1,771) | UNCG | 2019-20 |
| 10. | 56.2 (33-1,856) | Chattanooga | 2013-14 |

Field goals made

Game

| | | | |
|----|----|---------------------------------|---------------|
| 1. | 53 | Samford vs. Birmingham-Southern | Jan. 4, 2021 |
| 2. | 48 | Marshall vs. West Virginia Tech | Nov. 26, 1984 |
| | 48 | Georgia Southern vs. Kent | Jan. 4, 1992 |
| 4. | 47 | Appalachian State vs. Catawba | Dec. 10, 1984 |
| 5. | 46 | Chattanooga vs. Mercer | Dec. 5, 1987 |
| | 46 | Furman vs. Charleston Southern | Jan. 16, 1991 |
| | 46 | Western Carolina vs. Montreat | Jan. 5, 2015 |
| 8. | 45 | Chattanooga vs. Mercer | Jan. 18, 1989 |
| 9. | 44 | Chattanooga vs. Mercer | Jan. 31, 1987 |
| | 44 | Wofford vs. Limestone | Dec. 14, 2001 |
| | 44 | Wofford vs. Southern Wesleyan | Jan. 3, 2019 |

Season

| | | | |
|-----|-------|-------------------|---------|
| 1. | 1,001 | Appalachian State | 1986-87 |
| 2. | 972 | Furman | 1989-90 |
| 3. | 953 | Appalachian State | 1987-88 |
| 4. | 948 | Western Carolina | 2007-08 |
| 5. | 936 | Chattanooga | 1988-89 |
| 6. | 928 | Georgia Southern | 1992-93 |
| 7. | 918 | Mercer | 2017-18 |
| 8. | 917 | Appalachian State | 2010-11 |
| 9. | 900 | Appalachian State | 2009-10 |
| 10. | 899 | Chattanooga | 1989-90 |
| | 899 | Chattanooga | 1991-92 |

Field-goal attempts

Game

| | | | |
|----|-----|--------------------------------------------|---------------|
| 1. | 100 | Elon vs. Western Carolina | Feb. 11, 2008 |
| 2. | 95 | Chattanooga vs. Lincoln Memorial | Jan. 30, 1990 |
| 3. | 93 | Chattanooga vs. Alabama-Huntsville | Nov. 29, 1991 |
| | 93 | Western Carolina vs. Elon | Feb. 11, 2008 |
| 5. | 91 | Chattanooga vs. Mercer | Jan. 31, 1987 |
| | 91 | Chattanooga vs. Appalachian State | Dec. 19, 2000 |
| 7. | 90 | Chattanooga vs. ETSU | Feb. 7, 1987 |
| | 90 | Mercer vs. Wofford | Feb. 21, 2021 |
| 9. | 88 | Georgia Southern vs. Armstrong State | Dec. 30, 1994 |
| | 88 | College of Charleston vs. Western Carolina | March 9, 2009 |
| | 88 | Mercer vs. Saint Louis | Nov. 28, 2014 |



ETSU's DeShawne Blocker holds the conference record for most rebounds in a game and in a season.

#SoConHoops

TEAM RECORDS



Season

| | | | |
|-----|-------|-----------------------|---------|
| 1. | 2,670 | Appalachian State | 1988-89 |
| 2. | 2,252 | Western Carolina | 2007-08 |
| 3. | 2,230 | Mercer | 2014-15 |
| 4. | 2,203 | Chattanooga | 1988-89 |
| 5. | 2,130 | College of Charleston | 2012-13 |
| 6. | 2,102 | Mercer | 2017-18 |
| 7. | 2,088 | ETSU | 2017-18 |
| 8. | 2,086 | Furman | 1989-90 |
| 9. | 2,084 | Appalachian State | 2009-10 |
| 10. | 2,075 | Wofford | 2018-19 |

Field-goal percentage

Game

| | | | |
|-----|--------------|----------------------------------------|----------------|
| 1. | 74.0 (37-50) | ETSU vs. Appalachian State | Feb. 20, 1986 |
| 2. | 69.6 | Georgia Southern vs. Appalachian State | Jan. 23, 1993 |
| 3. | 67.7 | Furman vs. Winthrop | Jan. 3, 1995 |
| 4. | 67.3 (37-55) | College of Charleston vs. Anderson | Nov. 17, 2001 |
| 5. | 66.1 (41-62) | UNCG vs. N.C. Central | Dec. 31, 2015 |
| 6. | 65.1 (28-43) | Chattanooga vs. UNCG | Jan. 19, 2015 |
| 7. | 64.7 (33-51) | Appalachian State vs. Furman | March 10, 1990 |
| 8. | 63.9 (53-83) | Samford vs. Birmingham-Southern | Jan. 4, 2021 |
| 9. | 63.3 (31-49) | Elon vs. Winston-Salem State | Dec. 13, 2007 |
| 10. | 63.0 (34-54) | Chattanooga vs. Austin Peay | Dec. 18, 2013 |

Season

| | | | |
|-----|--------------------|-------------------|---------|
| 1. | 55.9 (1,001-1,792) | Appalachian State | 1986-87 |
| 2. | 51.5 (890-1,728) | Appalachian State | 1985-86 |
| 3. | 50.4 (953-1,891) | Appalachian State | 1987-88 |
| 4. | 48.8 (815-2,670) | Appalachian State | 1988-89 |
| 5. | 48.4 (797-1,645) | ETSU | 1984-85 |
| 6. | 47.8 | Furman | 1985-86 |
| 7. | 47.7 (878-1,840) | Chattanooga | 1985-86 |
| 8. | 47.7 (743-1,558) | Davidson | 1997-98 |
| 9. | 47.3 (791-1,671) | ETSU | 1993-94 |
| 10. | 46.9 (723-1,542) | ETSU | 1993-94 |

3-point field goals made

Game

| | | | |
|----|----|-----------------------------------|---------------|
| 1. | 16 | Chattanooga vs. Georgia Southern | Dec. 4, 2010 |
| | 16 | Samford vs. Wofford | Feb. 28, 2019 |
| 2. | 15 | Chattanooga vs. Furman | Feb. 22, 2004 |
| | 15 | Chattanooga vs. Davidson | Jan. 8, 2007 |
| | 15 | Samford vs. Wofford | Jan. 26, 2009 |
| | 15 | Samford vs. Berry College | Dec. 7, 2010 |
| | 15 | Samford vs. Saint Peter's | Dec. 30, 2010 |
| | 15 | Furman vs. Coastal Carolina | Dec. 3, 2014 |
| | 15 | Wofford vs. Warren Wilson | Dec. 4, 2018 |
| 9. | 14 | Chattanooga vs. South Florida | Dec. 4, 1998 |
| | 14 | Chattanooga vs. Appalachian State | Jan. 31, 2000 |
| | 14 | Elon vs. St. Andrews College | Nov. 20, 2009 |
| | 14 | College of Charleston vs. Mercer | Nov. 20, 2009 |
| | 14 | ETSU vs. Morehead State | Dec. 15, 2014 |
| | 14 | Furman vs. Winthrop | Nov. 24, 2015 |
| | 14 | Furman vs. Mars Hill | Nov. 26, 2016 |
| | 14 | Wofford vs. Longwood | Dec. 8, 2018 |
| | 14 | Chattanooga vs. Georgia Souther | Dec. 20, 2020 |
| | 14 | Samford vs. Wofford | Feb. 13, 2021 |

Season

| | | | |
|----|-----|-------------|---------|
| 1. | 272 | Samford | 2009-10 |
| 2. | 270 | Samford | 2010-11 |
| 3. | 257 | Chattanooga | 2006-07 |
| | 257 | Chattanooga | 2009-10 |
| 5. | 253 | Chattanooga | 2008-09 |
| 6. | 251 | Chattanooga | 2005-06 |
| 7. | 244 | Chattanooga | 2010-11 |
| 8. | 233 | Chattanooga | 2007-08 |



Samford's Monica Maxwell was 78-for-196 from 3-point range in 2009-10, helping the Bulldogs set a single-season SoCon record with 272 3-pointers.

| | | | |
|-----|-----|---------|---------|
| 9. | 232 | Samford | 2008-09 |
| 10. | 230 | Samford | 2019-20 |


3-point field-goal attempts

Game

| | | | |
|----|----|---------------------------------------|----------------|
| 1. | 38 | ETSU vs. Georgia Southern | 1997-98 |
| | 38 | Chattanooga vs. Louisville | Nov. 24, 2007 |
| | 38 | Chattanooga at Saint Mary's (Calif.) | Nov. 24, 2012 |
| 4. | 37 | Chattanooga vs. Furman | Dec. 22, 2004 |
| 5. | 36 | Western Carolina vs. Coastal Carolina | Nov. 24, 2019 |
| 6. | 35 | Chattanooga vs. Davidson | Feb. 12, 2011 |
| 7. | 34 | Wofford vs. Furman | Feb. 1, 2005 |
| | 34 | Chattanooga vs. Clemson | Nov. 17, 2007 |
| | 34 | Chattanooga at Appalachian State | Feb. 16, 2009 |
| | 34 | Chattanooga vs. Oklahoma State | March 20, 2010 |

Season

| | | | |
|-----|-----|------------------|---------|
| 1. | 768 | Samford | 2009-10 |
| 2. | 746 | Chattanooga | 2006-07 |
| 3. | 741 | Chattanooga | 2008-09 |
| 4. | 740 | Chattanooga | 2009-10 |
| 5. | 737 | Chattanooga | 2010-11 |
| 6. | 697 | Chattanooga | 2007-08 |
| 7. | 681 | Samford | 2010-11 |
| 8. | 678 | Western Carolina | 2019-20 |
| 9. | 673 | Chattanooga | 2005-06 |
| 10. | 670 | Furman | 2015-16 |



Furman's Jackie Smith holds the SoCon record for most free throws made in a season and free-throw attempts in a career.

3-point field-goal percentage

Game (minimum 4 made)

| | | | |
|----|--------------|----------------------------------------|---------------|
| 1. | 100.0 (4-4) | Chattanooga vs. ETSU | 1988-89 |
| 2. | 81.3 (13-16) | Georgia Southern vs. Appalachian State | Feb. 8, 2000 |
| 3. | 80.0 (4-5) | Appalachian State at George Mason | Dec. 30, 2008 |
| 4. | 76.9 (10-13) | College of Charleston vs. Wofford | Dec. 14, 2009 |
| | 76.9 (10-13) | Davidson vs. Appalachian State | Feb. 2, 2011 |
| | 76.9 (10-13) | Davidson vs. Samford | Feb. 3, 2014 |
| 7. | 75.0 (6-8) | Western Carolina vs. Georgia State | Dec. 11, 2010 |
| | 75.0 (12-16) | Chattanooga vs. UNCG | Jan. 19, 2015 |
| 9. | 72.7 (8-11) | Wofford vs. College of Charleston | Dec. 1, 2001 |
| | 72.7 (8-11) | College of Charleston at Elon | Dec. 8, 2008 |

Season

| | | | |
|-----|----------------|-------------------|---------|
| 1. | 42.4 (136-321) | Appalachian State | 1990-91 |
| 2. | 41.0 (136-332) | Appalachian State | 1990-91 |
| 3. | 40.8 (151-370) | Chattanooga | 1988-89 |
| 4. | 39.9 (141-353) | Davidson | 1999-00 |
| 5. | 39.6 (270-681) | Samford | 2010-11 |
| 6. | 38.5 (106-275) | ETSU | 1993-94 |
| 7. | 38.1 (164-430) | Furman | 2005-06 |
| 8. | 38.0 (112-295) | ETSU | 1996-97 |
| 9. | 37.9 (55-145) | Appalachian State | 1989-90 |
| 10. | 37.7 (168-498) | Wofford | 2016-17 |
| | 37.7 (195-517) | Furman | 2008-09 |

Free throws made

Game

| | | | |
|-----|----|---------------------------------------------|---------------|
| 1. | 43 | Western Carolina vs. Davidson | Jan. 14, 1995 |
| 2. | 42 | Furman vs. Western Carolina | Jan. 15, 1996 |
| | 42 | Wofford vs. Eastern Kentucky | Dec. 13, 1998 |
| | 42 | Georgia Southern vs. Wofford | Dec. 30, 1998 |
| | 42 | Furman vs. UNC Asheville | Nov. 26, 2004 |
| 6. | 41 | Appalachian State vs. Radford | Dec. 12, 1990 |
| 7. | 38 | Wofford vs. Eastern Kentucky | Nov. 20, 1999 |
| 8. | 37 | UNCG vs. Elon | Dec. 2, 1998 |
| 9. | 36 | College of Charleston vs. Appalachian State | Jan. 12, 2002 |
| 10. | 35 | Georgia Southern vs. Davidson | Dec. 12, 1999 |
| | 35 | Western Carolina vs. UNCG | Feb. 27, 2015 |

Season

| | | | |
|-----|-----|-------------------|---------|
| 1. | 609 | Appalachian State | 1990-91 |
| 2. | 580 | Marshall | 1996-97 |
| 3. | 568 | ETSU | 1994-95 |
| 4. | 565 | Furman | 1994-95 |
| 5. | 555 | Marshall | 1995-96 |
| 6. | 552 | Appalachian State | 2004-05 |
| 7. | 526 | Davidson | 1998-99 |
| 8. | 508 | Davidson | 2013-14 |
| 9. | 507 | Chattanooga | 2003-04 |
| 10. | 492 | Georgia Southern | 1995-96 |

Free-throw attempts

Game

| | | | |
|----|----|---------------------------------------------|---------------|
| 1. | 64 | Western Carolina vs. Davidson | Jan. 14, 1995 |
| 2. | 58 | Furman vs. Western Carolina | Jan. 15, 1996 |
| 3. | 55 | Chattanooga vs. UNC Asheville | Dec. 20, 1997 |
| | 55 | Wofford vs. Eastern Kentucky | Dec. 13, 1998 |
| 5. | 53 | Appalachian State vs. ETSU | Unknown |
| 6. | 52 | Georgia Southern vs. Wofford | Dec. 30, 1998 |
| 7. | 50 | Chattanooga vs. College of Charleston | Jan. 9, 1999 |
| | 50 | College of Charleston vs. Appalachian State | Jan. 12, 2002 |
| 9. | 49 | Furman vs. UNC Asheville | Nov. 14, 1997 |
| | 49 | Wofford vs. New Orleans | Nov. 25, 2003 |

Season

| | | | |
|-----|-----|-------------------|---------|
| 1. | 853 | Appalachian State | 1990-91 |
| 2. | 820 | Furman | 1994-95 |
| 3. | 803 | Marshall | 1996-97 |
| 4. | 797 | ETSU | 1994-95 |
| 5. | 777 | Marshall | 1995-96 |
| 6. | 775 | Western Carolina | 1994-95 |
| 7. | 762 | Chattanooga | 2003-04 |
| 8. | 758 | Davidson | 1998-99 |
| 9. | 750 | Georgia Southern | 1995-96 |
| 10. | 732 | Western Carolina | 2007-08 |

Free-throw percentage

Game (minimum 12 made)

| | | | |
|----|---------------|------------------------------------|---------------|
| 1. | 100.0 (26-26) | Chattanooga vs. UAB | 1990-91 |
| 2. | 100.0 (14-14) | Samford vs. Davidson | Jan. 19, 2009 |
| | 100.0 (14-14) | Samford vs. Chattanooga | Nov. 30, 2009 |
| | 100.0 (14-14) | Samford vs. UAB | Dec. 6, 2014 |
| | 100.0 (14-14) | Chattanooga vs. Samford | Feb. 24, 2018 |
| 6. | 100.0 (13-13) | Western Carolina vs. Furman | Mar. 1, 2002 |
| | 100.0 (13-13) | Chattanooga at Elon | Dec. 17, 2009 |
| | 100.0 (13-13) | Davidson vs. Georgia Southern | Jan. 8, 2011 |
| 9. | 100.0 (12-12) | College of Charleston vs. Davidson | Jan. 2, 2008 |
| | 100.0 (12-12) | Samford vs. Clemson | Dec. 12, 2010 |
| | 100.0 (12-12) | Samford vs. Saint Peter's | Dec. 30, 2010 |
| | 100.0 (12-12) | Western Carolina vs. Campbell | Dec. 14, 2015 |
| | 100.0 (12-12) | UNCG at Mercer | Feb. 29, 2020 |

TEAM RECORDS



Season

| | | | |
|-----|----------------|-------------------|---------|
| 1. | 77.5 (386-498) | Samford | 2010-11 |
| 2. | 77.3 (426-551) | Appalachian State | 2012-13 |
| 3. | 77.1 (387-502) | UNCG | 2019-20 |
| 4. | 76.7 (415-541) | Furman | 2007-08 |
| | 76.7 (472-615) | Davidson | 2010-11 |
| 6. | 76.6 (291-380) | Samford | 2012-13 |
| 7. | 76.4 (337-441) | Mercer | 2017-18 |
| 8. | 75.9 (425-560) | Samford | 2009-10 |
| 9. | 75.7 (358-473) | Chattanooga | 2016-17 |
| 10. | 75.5 (428-567) | Furman | 2005-06 |

Rebounds

Game

| | | | |
|----|----|------------------------------------|---------------|
| 1. | 75 | Marshall vs. West Virginia Tech | Nov. 26, 1984 |
| 2. | 72 | Western Carolina vs. Mars Hill | Dec. 4, 1986 |
| 3. | 69 | Wofford vs. Erskine | Jan. 2, 2021 |
| 4. | 67 | Georgia Southern vs. Augusta State | Dec. 18, 2000 |
| 5. | 66 | Wofford at Bethune-Cookman | Nov. 28, 2008 |
| 6. | 64 | Wofford vs. Montreat | Nov. 18, 2005 |
| | 64 | Elon vs. Western Carolina | Feb. 11, 2008 |
| | 64 | Wofford vs. Norfolk State | Nov. 18, 2009 |
| | 64 | Chattanooga vs. Richmond | Dec. 29, 2009 |
| | 64 | Furman vs. Erskine | Dec. 7, 2010 |
| | 64 | Samford vs. Birmingham-Southern | Jan. 4, 2021 |

Season

| | | | |
|-----|-------|-----------------------|---------|
| 1. | 1,521 | Western Carolina | 2007-08 |
| 2. | 1,504 | Appalachian State | 2009-10 |
| 3. | 1,488 | Western Carolina | 2006-07 |
| 4. | 1,434 | Georgia Southern | 2002-03 |
| 5. | 1,433 | College of Charleston | 2012-13 |
| 6. | 1,421 | Western Carolina | 2008-09 |
| 7. | 1,419 | Mercer | 2014-15 |
| 8. | 1,416 | UNCG | 2016-17 |
| 9. | 1,405 | Appalachian State | 1990-91 |
| 10. | 1,370 | Davidson | 2012-13 |

Rebounding average

Season

| | | | |
|-----|-----------------|-----------------------|---------|
| 1. | 49.6 (26-1,289) | ETSU | 1993-94 |
| 2. | 47.8 (30-1,434) | Georgia Southern | 2002-03 |
| 3. | 44.8 (29-1,299) | Georgia Southern | 2003-04 |
| 4. | 44.8 (32-1,433) | College of Charleston | 2012-13 |
| 5. | 44.7 (34-1,521) | Western Carolina | 2007-08 |
| 6. | 43.8 (34-1,488) | Western Carolina | 2006-07 |
| 7. | 43.1 (33-1,421) | Western Carolina | 2008-09 |
| 8. | 43.0 (35-1,504) | Appalachian State | 2009-10 |
| 9. | 41.4 (29-1,201) | Wofford | 2008-09 |
| 10. | 41.0 (33-1,353) | Chattanooga | 2009-10 |

Assists

Game

| | | | |
|----|----|----------------------------------------|---------------|
| 1. | 36 | Chattanooga vs. Marshall | Jan. 13, 1990 |
| 2. | 35 | Chattanooga vs. Georgia State | Jan. 10, 1990 |
| 3. | 34 | Furman vs. Charleston Southern | Jan. 16, 1991 |
| 4. | 33 | Chattanooga vs. Mercer | Feb. 3, 1987 |
| | 33 | Chattanooga vs. Tennessee State | Feb. 14, 1990 |
| 6. | 31 | Georgia Southern vs. Appalachian State | Jan. 23, 1993 |
| | 31 | Appalachian State vs. Furman | Jan. 11, 1997 |
| | 31 | Mercer vs. Winthrop | Dec. 17, 2017 |
| 9. | 30 | Georgia Southern at Central Florida | Dec. 8, 1992 |
| | 30 | UNCG vs. Winthrop | Feb. 17, 1993 |
| | 30 | UNCG vs. College of Charleston | Dec. 29, 1999 |
| | 30 | Wofford vs. Limestone | Dec. 14, 2001 |

Season

| | | | |
|-----|-----|-------------------|---------|
| 1. | 625 | Chattanooga | 1988-89 |
| 2. | 616 | Chattanooga | 1989-90 |
| 3. | 589 | Appalachian State | 2010-11 |
| 4. | 561 | Chattanooga | 2009-10 |
| 5. | 556 | Appalachian State | 2009-10 |
| 6. | 548 | Chattanooga | 2005-06 |
| 7. | 547 | Chattanooga | 1985-86 |
| 8. | 541 | Chattanooga | 1991-92 |
| 9. | 538 | Mercer | 2017-18 |
| 10. | 537 | Chattanooga | 1987-88 |

Assists average

Season

| | | | |
|-----|---------------|-------------------|---------|
| 1. | 20.2 (31-625) | Chattanooga | 1988-89 |
| 2. | 21.2 (29-616) | Chattanooga | 1989-90 |
| 3. | 20.0 (28-561) | Chattanooga | 1990-91 |
| 4. | 19.2 (28-537) | Chattanooga | 1987-88 |
| 5. | 18.9 (29-547) | Chattanooga | 1985-86 |
| 6. | 18.4 (32-589) | Appalachian State | 2010-11 |
| 7. | 18.0 (30-541) | Chattanooga | 1991-92 |
| 8. | 18.0 (29-522) | Furman | 1989-90 |
| 9. | 17.7 (30-532) | Georgia Southern | 1992-93 |
| 10. | 17.7 (31-548) | Chattanooga | 2005-06 |



Chattanooga's Brooke Hand ended her career as the SoCon's career 3-point field goal leader.

Blocked shots

| Game | | |
|------|----|-----------------------------------------------|
| 1. | 17 | Appalachian State vs. Elon Jan. 2, 2010 |
| 2. | 15 | College of Charleston vs. Furman Dec. 3, 2011 |
| | 15 | Furman vs. Southern Wesleyan Dec. 13, 2014 |
| 4. | 14 | Wofford vs. Furman Feb. 7, 2009 |
| | 14 | Chattanooga vs. Wofford Feb. 6, 2015 |
| 6. | 13 | Marshall vs. Youngstown State March 4, 1989 |
| | 13 | Elon at UNCG Jan. 13, 2010 |
| | 13 | Chattanooga vs. Furman Jan. 19, 2019 |
| | 13 | Chattanooga vs. UNCG March 7, 2019 |
| | 13 | Mercer vs. Furman Feb. 8, 2020 |

Season

| | | | |
|-----|-----|-------------------|---------|
| 1. | 223 | Appalachian State | 2009-10 |
| 2. | 202 | Chattanooga | 2015-16 |
| 3. | 189 | Chattanooga | 2014-15 |
| 4. | 188 | Chattanooga | 2016-17 |
| 5. | 181 | Elon | 2010-11 |
| 6. | 171 | Wofford | 2007-08 |
| 7. | 170 | Marshall | 1988-89 |
| 8. | 167 | Wofford | 2008-09 |
| 9. | 165 | Mercer | 2019-20 |
| 10. | 163 | Wofford | 2010-11 |

Blocked-shots average

| Season | | |
|--------|--------------|---------------------------|
| 1. | 6.4 (35-223) | Appalachian State 2009-10 |
| 2. | 6.3 (32-202) | Chattanooga 2015-16 |
| 3. | 6.1 (28-170) | Marshall 1988-89 |
| 4. | 5.8 (29-167) | Wofford 2008-09 |
| 5. | 5.9 (32-188) | Chattanooga 2016-17 |
| 6. | 5.7 (33-189) | Chattanooga 2014-15 |
| 7. | 5.5 (31-171) | Wofford 2007-08 |
| 8. | 5.5 (33-181) | Elon 2010-11 |
| 9. | 5.4 (30-163) | Wofford 2010-11 |
| 10. | 5.3 (31-165) | Mercer 2019-20 |

Steals

| Game | | |
|------|----|-----------------------------------------------------|
| 1. | 33 | Marshall vs. West Virginia State Nov. 25, 1983 |
| 2. | 31 | Wofford vs. Southern Virginia Nov. 13, 2006 |
| 3. | 29 | Furman vs. Monmouth Nov. 24, 1989 |
| 4. | 27 | Chattanooga vs. Clark Jan. 18, 1988 |
| | 27 | Georgia Southern vs. Appalachian State Jan. 1, 1990 |
| | 27 | Georgia Southern vs. Central Florida Dec. 8, 1992 |
| | 27 | UNCG vs. UNC Wilmington Nov. 12, 2006 |
| 8. | 26 | Chattanooga vs. Mercer Dec. 5, 1987 |
| | 26 | Davidson vs. Washington & Lee Dec. 29, 1994 |
| 10. | 25 | Georgia Southern vs. USC Spartanburg Nov. 24, 1999 |
| | 25 | UNCG vs. College of Charleston Dec. 29, 1999 |
| | 25 | UNCG vs. Wofford Jan. 20, 2016 |

Season

| | | | |
|-----|-----|-------------------|---------|
| 1. | 442 | Appalachian State | 2011-12 |
| 2. | 415 | Appalachian State | 2010-11 |
| 3. | 394 | Furman | 1989-90 |
| 4. | 387 | Georgia Southern | 2000-01 |
| | 387 | Wofford | 2005-06 |
| 6. | 382 | Davidson | 2006-07 |
| 7. | 378 | Georgia Southern | 1992-93 |
| 8. | 376 | Appalachian State | 2007-08 |
| 9. | 368 | Appalachian State | 2012-13 |
| 10. | 353 | Georgia Southern | 1993-94 |
| | 353 | UNCG | 2001-02 |

Steals average

| Season | | |
|--------|---------------|---------------------------|
| 1. | 14.3 (27-387) | Georgia Southern 2000-01 |
| 2. | 13.8 (28-387) | Wofford 2005-06 |
| 3. | 13.0 (33-415) | Appalachian State 2010-11 |
| 4. | 12.7 (31-394) | Furman 1989-90 |
| 5. | 12.6 (30-378) | Georgia Southern 1992-93 |
| 6. | 12.5 (30-376) | Appalachian State 2007-08 |
| 7. | 12.3 (28-343) | Georgia Southern 1999-00 |
| 8. | 11.9 (32-382) | Davidson 2006-07 |
| 9. | 11.9 (31-368) | Appalachian State 2012-13 |
| 10. | 11.8 (30-353) | Georgia Southern 1993-94 |

Wins

| | | | |
|----|----|-------------------|---------|
| 1. | 30 | Mercer | 2017-18 |
| 2. | 29 | Chattanooga | 2003-04 |
| | 29 | Chattanooga | 2007-08 |
| | 29 | Chattanooga | 2012-13 |
| | 29 | Chattanooga | 2013-14 |
| | 29 | Chattanooga | 2014-15 |
| 7. | 27 | Chattanooga | 2005-06 |
| | 27 | Appalachian State | 2011-12 |
| 9. | 26 | Chattanooga | 1983-84 |
| | 26 | Chattanooga | 1999-00 |
| | 26 | Chattanooga | 2002-03 |



Davidson's Sophia Aleksandravicius (2009-13) owned three of the top four single-season blocked-shot totals in league history and was the SoCon's career leader with 339 when she finished her career.



COACHING RECORDS



ETSU

| Coach | Seasons | Years | W | L | Pct. |
|--------------------|----------------|-------|--------------|-----|------|
| Dr. Janice Shelton | 1970-72, 73-75 | 4 | 23 | 29 | .442 |
| Dr. Robert Bell | 1972-73 | 1 | 3 | 4 | .429 |
| Becky Erwin | 1975-76 | 1 | 4 | 13 | .235 |
| Nancy Boller | 1976-78 | 2 | 22 | 23 | .489 |
| Susan Yow | 1978-86 | 8 | 117 | 102 | .534 |
| Debbie Richardson | 1986-94 | 8 | 79 | 131 | .376 |
| Karen Kemp | 1994-13 | 19 | 272 | 277 | .495 |
| Brittney Ezell | 2013-21 | 8 | 105 | 131 | .445 |
| Simon Harris | 2021-present | | First season | | |

Furman

| Coach | Seasons | Years | W | L | Pct. |
|--------------------|--------------|-------|-----|-----|------|
| Virginia Robertson | 1969-71 | 2 | 14 | 9 | .609 |
| Jean Bryant | 1971-74 | 3 | 15 | 26 | .366 |
| Caroline Brown | 1974-75 | 1 | 2 | 13 | .133 |
| Sharon Morel | 1975-76 | 1 | 7 | 13 | .350 |
| Barbara Berry | 1976-80 | 4 | 17 | 50 | .254 |
| Susan Roberts | 1980-82 | 2 | 14 | 29 | .326 |
| Sherry Carter | 1982-02 | 20 | 300 | 254 | .542 |
| Sam Dixon | 2002-10 | 8 | 102 | 136 | .429 |
| Jackie Carson | 2010-present | 11 | 174 | 164 | .515 |

Mercer

| Coach | Seasons | Years | W | L | Pct. |
|----------------------|--------------|-------|-----|-----|------|
| Peggy Collins | 1970-77 | 7 | 133 | 33 | .801 |
| Jane Fontaine | 1977-80 | 3 | 57 | 33 | .633 |
| Ed Nixon | 1980-90 | 10 | 116 | 166 | .411 |
| Lea Henry | 1990-94 | 4 | 55 | 55 | .500 |
| Billy Holmes | 1994-01 | 7 | 76 | 118 | .392 |
| Sharon Baldwin | 2001-02 | 1 | 16 | 13 | .552 |
| Brenda Welch-Nichols | 2002-06 | 4 | 51 | 62 | .451 |
| Sybil Blalock | 2006-07 | 1 | 5 | 25 | .167 |
| Janell Jones | 2007-10 | 3 | 35 | 56 | .385 |
| Susie Gardner | 2010-present | 11 | 196 | 148 | .570 |

UNCG

| Coach | Seasons | Years | W | L | Pct. |
|-----------------|--------------|-------|-----|-----|------|
| June Galloway | 1969-72 | 3 | 38 | 14 | .731 |
| Marilyn Gibbs | 1972-76 | 4 | 35 | 37 | .486 |
| Jan Donohue | 1976-78 | 2 | 9 | 32 | .220 |
| Ditty Speeler | 1978-80 | 2 | 20 | 24 | .455 |
| Robin Joseph | 1980-81 | 1 | 9 | 14 | .391 |
| Lynne Agee | 1981-11 | 30 | 556 | 311 | .641 |
| Wendy Palmer | 2011-15 | 5 | 33 | 117 | .220 |
| Trina Patterson | 2016-present | 5 | 675 | 77 | .493 |

Samford

| Coach | Seasons | Years | W | L | Pct. |
|--------------|--------------|-------|-----|-----|------|
| Janet Cone | 1997-02 | 5 | 41 | 97 | .297 |
| Mike Morris | 2002-19 | 17 | 280 | 237 | .542 |
| Carley Kuhns | 2019-present | 2 | 32 | 25 | .561 |

Chattanooga

| Coach | Seasons | Years | W | L | Pct. |
|----------------|--------------|-------|-----|-----|------|
| Grace Keith | 1974-76 | 2 | 21 | 23 | .477 |
| Sharon Fanning | 1976-87 | 11 | 193 | 131 | .596 |
| Craig Parrott | 1987-98 | 11 | 164 | 146 | .529 |
| Wes Moore | 1998-13 | 15 | 358 | 113 | .760 |
| Jim Foster | 2013-18 | 5 | 120 | 40 | .750 |
| Katie Burrows | 2019-present | 3 | 39 | 45 | .463 |

Western Carolina

| Coach | Seasons | Years | W | L | Pct. |
|---------------------|--------------|-------|-----|-----|------|
| Betty Westmoreland | 1965-79 | 14 | 189 | 89 | .680 |
| Judy Pounds | 1979-81 | 2 | 28 | 22 | .560 |
| Judy Stroud | 1981-85 | 4 | 46 | 58 | .442 |
| Tony Baldwin | 1985-90 | 5 | 51 | 83 | .381 |
| Janet Cone | 1990-93 | 3 | 17 | 65 | .207 |
| Gary Peters | 1993-97 | 4 | 34 | 74 | .339 |
| Maria Fantanarosa | 1997-98 | 1 | 7 | 20 | .259 |
| Jill Dunn | 1998-00 | 2 | 23 | 33 | .411 |
| Beth Dunkenberg | 2000-04 | 4 | 65 | 50 | .565 |
| Kellie Harper | 2004-09 | 5 | 97 | 65 | .599 |
| Karen Middleton | 2009-15 | 6 | 63 | 121 | .342 |
| Stephanie McCormick | 2015-19 | 4 | 24 | 95 | .202 |
| Kiley Hill | 2019-present | 2 | 11 | 36 | .234 |

Wofford

| Coach | Seasons | Years | W | L | Pct. |
|-----------------|--------------|-------|-----|-----|------|
| Patricia Gainey | 1980-84 | 4 | 42 | 58 | .420 |
| Crystal Sharpe | 1984-96* | 11 | 152 | 144 | .514 |
| Mark Line | 1996* | 1 | 4 | 11 | .267 |
| David Graves | 1996-02 | 6 | 54 | 115 | .320 |
| Ed Wyant | 2002-03 | 1 | 4 | 24 | .143 |
| Samantha Young | 2003-04 | 1 | 0 | 28 | .000 |
| Edgar Farmer | 2004-15 | 12 | 99 | 253 | .281 |
| Jimmy Garrity | 2016-present | 5 | 67 | 78 | .462 |

*Sharpe resigned; Line finished the season

SOCON COACHING RECORDS

Overall wins

| Rk | Name, school (years) | Yrs | W | L | Pct. |
|-----|-----------------------------------------------|-----------|------------|------------|-------------|
| 1. | Wes Moore, Chattanooga (1998-13) | 15 | 358 | 113 | .760 |
| 2. | Sherry Carter, Furman (1983-02) | 19 | 292 | 241 | .548 |
| 3. | Rusty Cram, Georgia Southern (1996-12) | 16 | 239 | 230 | .510 |
| 4. | Linda Robinson, Appalachian State (1984-97) | 13 | 236 | 137 | .632 |
| 5. | Lynne Agee, UNCG (1997-11) | 14 | 220 | 192 | .534 |
| 6. | Mike Morris, Samford (2008-19) | 11 | 187 | 156 | .545 |
| 7. | Jackie Carson, Furman (2010-present) | 11 | 174 | 164 | .515 |
| 8. | Craig Parrott, Chattanooga (1987-98) | 11 | 164 | 146 | .529 |
| 9. | Judy Southard, Marshall (1983-92) | 9 | 160 | 95 | .627 |
| 10. | Susie Gardner, Mercer (2010-present) | 7 | 151 | 72 | .667 |
| 11. | Annette Watts, Davidson (2001-10) | 9 | 144 | 121 | .543 |
| 12. | Karen Kemp, ETSU (1994-05) | 11 | 135 | 171 | .411 |
| 13. | Jim Foster, Chattanooga (2013-18) | 5 | 120 | 40 | .750 |
| 14. | Nancy Wilson, College of Charleston (2003-12) | 9 | 118 | 152 | .437 |
| 15. | Darcie Vincent, Appalachian State (2008-14) | 6 | 117 | 75 | .609 |
| 16. | Sam Dixon, Furman (2002-10) | 8 | 102 | 136 | .429 |

Overall winning percentage (minimum two years)

| Rk | Name, school (years) | Yrs | W | L | Pct. |
|-----|---------------------------------------------|----------|------------|-----------|-------------|
| 1. | Wes Moore, Chattanooga (1998-13) | 15 | 358 | 113 | .760 |
| 2. | Jim Foster, Chattanooga (2013-18) | 5 | 120 | 40 | .750 |
| 3. | Susie Gardner, Mercer (2014-present) | 7 | 151 | 72 | .667 |
| 4. | Linda Robinson, Appalachian State (1984-97) | 13 | 236 | 137 | .632 |
| 5. | Judy Southard, Marshall (1983-92) | 9 | 160 | 95 | .627 |
| 6. | Darcie Vincent, Appalachian State (2008-14) | 6 | 117 | 75 | .609 |
| 7. | Kellie Harper, Western Carolina (2004-09) | 5 | 97 | 65 | .599 |
| 8. | Drema Greer, Georgia Southern (1991-96) | 5 | 87 | 59 | .596 |
| 9. | Sharon Fanning, Chattanooga (1983-87) | 4 | 68 | 48 | .586 |
| 10. | Michele Savage, Davidson (2010-14) | 4 | 74 | 56 | .569 |
| 11. | Beth Dunkenberg, Western Carolina (2000-04) | 4 | 65 | 50 | .565 |
| 12. | Sherry Carter, Furman (1983-02) | 19 | 292 | 241 | .548 |
| 13. | Mike Morris, Samford (2008-19) | 11 | 187 | 156 | .545 |
| 14. | Annette Watts, Davidson (2001-10) | 9 | 144 | 121 | .543 |

SoCon wins

| Name, school (years) | Yrs | W | L | Pct. |
|---------------------------------------------------|-----------|-----------|-----------|-------------|
| 1. Wes Moore, Chattanooga (1998-13) | 15 | 241 | 43 | .849 |
| 2. Rusty Cram, Georgia Southern (1996-12) | 16 | 163 | 131 | .554 |
| 3. Lynne Agee, UNCG (1997-11) | 14 | 149 | 111 | .573 |
| 4. Sherry Carter, Furman (1984-02) | 18 | 133 | 102 | .566 |
| 5. Mike Morris, Samford (2008-19) | 11 | 110 | 70 | .611 |
| 6. Annette Watts, Davidson (2001-10) | 9 | 102 | 68 | .600 |
| 7. Linda Robinson, Appalachian State (1984-97) | 13 | 98 | 49 | .667 |
| 8. Jackie Carson, Furman (2010-present) | 11 | 91 | 85 | .517 |
| 9. Karen Kemp, ETSU (1994-05) | 11 | 89 | 98 | .476 |
| 10. Darcie Vincent, Appalachian State (2008-14) | 6 | 78 | 40 | .661 |
| 11. Nancy Wilson, College of Charleston (2003-12) | 17 | 75 | 99 | .431 |
| 12. Susie Gardner, Mercer (2014-present) | 7 | 75 | 22 | .773 |
| 13. Craig Parrott, Chattanooga (1987-98) | 11 | 70 | 63 | .526 |
| 14. Judy Southard, Marshall (1983-92) | 9 | 65 | 23 | .739 |
| 15. Sam Dixon, Furman (2002-10) | 8 | 63 | 89 | .414 |

SoCon winning percentage (minimum two seasons)

| Name, school (years) | Yrs | W | L | Pct. |
|------------------------------------------------------|----------|-----------|-----------|-------------|
| 1. Jim Foster, Chattanooga (2013-18) | 5 | 64 | 10 | .864 |
| 2. Wes Moore, Chattanooga (1998-13) | 15 | 241 | 43 | .849 |
| 3. Susie Gardner, Mercer (2014-present) | 7 | 75 | 22 | .773 |
| 4. Judy Southard, Marshall (1983-92) | 9 | 65 | 23 | .739 |
| 5. Sharon Fanning, Chattanooga (1983-87) | 4 | 27 | 11 | .711 |
| 6. Drema Greer, Georgia Southern (1992-96) | 4 | 37 | 16 | .698 |
| 7. Linda Robinson, Appalachian State (1984-97) | 13 | 98 | 49 | .667 |
| 8. Michele Savage, Davidson (2010-14) | 4 | 52 | 26 | .667 |
| 9. Darcie Vincent, Appalachian State (2008-14) | 6 | 78 | 40 | .661 |
| 10. Kellie Harper, Western Carolina (2004-09) | 5 | 62 | 32 | .660 |
| 11. Katie Burrows, Chattanooga (2018-present) | 3 | 27 | 15 | .643 |
| 12. Charlotte Smith, Elon (2011-14) | 3 | 36 | 22 | .621 |
| 13. Annette Watts, Davidson (2001-10) | 9 | 102 | 68 | .600 |
| 14. Mike Morris, Samford (2008-19) | 11 | 110 | 78 | .585 |
| 15. Lynne Agee, UNCG (1997-11) | 14 | 149 | 111 | .573 |

INDIVIDUAL

SCORING

| Year | | G | Points | Avg. |
|---------|--------------------------------------|----|--------|------|
| 1984-85 | Valorie Whiteside, Appalachian State | 28 | 758 | 27.1 |
| 1985-86 | Karen Pelphrey, Marshall | 28 | 732 | 26.1 |
| 1986-87 | Valorie Whiteside, Appalachian State | 31 | 776 | 25.0 |
| 1987-88 | Valorie Whiteside, Appalachian State | 28 | 712 | 25.4 |
| 1988-89 | Beth Laney, Appalachian State | 27 | 524 | 19.4 |
| 1989-90 | Glenda Cunningham, Appalachian State | 29 | 617 | 21.3 |
| 1990-91 | Nicole Hopson, ETSU | 28 | 626 | 22.4 |
| 1991-92 | Rushia Brown, Furman | 26 | 546 | 21.0 |
| 1992-93 | Angela Crosby, Appalachian State | 27 | 582 | 21.6 |
| 1993-94 | Angela Crosby, Appalachian State | 28 | 623 | 22.3 |
| 1994-95 | DeShawne Blocker, ETSU | 30 | 728 | 24.3 |
| 1995-96 | Amy Engle, ETSU | 26 | 521 | 20.0 |
| 1996-97 | Carolyn Kirsch, Davidson | 26 | 423 | 16.3 |
| 1997-98 | Jackie Smith, Furman | 29 | 546 | 18.8 |
| 1998-99 | Jackie Smith, Furman | 27 | 539 | 20.0 |
| 1999-00 | Damita Bullock, Chattanooga | 31 | 568 | 18.3 |
| 2000-01 | Laura Echols, Western Carolina | 28 | 505 | 18.0 |
| 2001-02 | Jenny Nett, Wofford | 29 | 613 | 21.1 |
| 2002-03 | Wilma Simpson, College of Charleston | 29 | 440 | 15.2 |
| 2003-04 | Holly Andrews, Elon | 16 | 303 | 18.9 |
| 2004-05 | Tiffani Mayes, ETSU | 29 | 571 | 19.7 |
| 2005-06 | Kitara McMoore, Elon | 28 | 391 | 14.0 |
| 2006-07 | Alex Anderson, Chattanooga | 33 | 677 | 20.5 |
| 2007-08 | Alex Anderson, Chattanooga | 33 | 570 | 17.3 |
| 2008-09 | Shanara Hollinquest, Chattanooga | 32 | 529 | 16.5 |
| 2009-10 | Shanara Hollinquest, Chattanooga | 33 | 562 | 17.0 |
| 2010-11 | Whitney Hood, Chattanooga | 31 | 584 | 18.8 |
| 2011-12 | Anna Freeman, Appalachian State | 34 | 522 | 15.4 |
| 2012-13 | Anna Freeman, Appalachian State | 31 | 513 | 16.5 |
| 2012-13 | Sophia Aleksandravicius, Davidson | 35 | 577 | 16.5 |
| 2013-14 | Maryah Sydnor, Appalachian State | 29 | 563 | 19.4 |
| 2014-15 | Precious Bridges, Mercer | 35 | 718 | 20.5 |
| 2015-16 | Lucy Mason, UNCG | 30 | 660 | 22.0 |
| 2016-17 | Tianna Tarter, ETSU | 30 | 595 | 19.8 |
| 2017-18 | Kahlia Lawrence, Mercer | 33 | 636 | 19.3 |
| 2018-19 | Nadine Soliman, UNCG | 30 | 573 | 19.1 |
| 2019-20 | Nadine Soliman, UNCG | 32 | 525 | 16.4 |
| 2020-21 | Andrea Cournoyer, Samford | 22 | 404 | 18.4 |

REBOUNDING

| Year | | G | No. | Avg. |
|---------|--------------------------------------|----|-----|------|
| 1984-85 | Valorie Whiteside, Appalachian State | 28 | 435 | 15.5 |
| 1985-86 | Katie Beck, ETSU | 28 | 362 | 12.9 |
| 1986-87 | Katie Beck, ETSU | 25 | 342 | 13.7 |
| 1987-88 | Katie Beck, ETSU | 25 | 441 | 17.6 |
| 1988-89 | Janet Stallings, Chattanooga | 31 | 291 | 9.4 |
| 1989-90 | Glenda Cunningham, Appalachian State | 29 | 300 | 10.3 |
| 1990-91 | Natalie Cleckley, Furman | 28 | 356 | 12.7 |
| 1991-92 | Rushia Brown, Furman | 26 | 243 | 9.3 |
| 1992-93 | DeShawne Blocker, ETSU | 25 | 326 | 13.0 |
| 1993-94 | DeShawne Blocker, ETSU | 26 | 450 | 17.3 |
| 1994-95 | DeShawne Blocker, ETSU | 30 | 345 | 11.5 |
| 1995-96 | Kristina Behnfeldt, Marshall | 29 | 257 | 8.9 |
| 1996-97 | Tonya Bristow, Furman | 27 | 230 | 8.5 |
| 1997-98 | Jackie Smith, Furman | 29 | 303 | 10.4 |
| 1998-99 | Jackie Smith, Furman | 27 | 242 | 9.0 |
| 1999-00 | Jackie Smith, Furman | 31 | 335 | 10.8 |
| 2000-01 | Natasha Lettsome, Appalachian State | 29 | 258 | 8.9 |
| 2001-02 | Orion Wake, Furman | 29 | 262 | 9.0 |
| 2002-03 | Lauren Trantham, ETSU | 28 | 278 | 9.9 |
| 2003-04 | Tiffani Mayes, ETSU | 27 | 246 | 9.1 |
| 2004-05 | Jennifer Gardner, Western Carolina | 32 | 295 | 9.2 |
| 2005-06 | Kitara McMoore, Elon | 28 | 256 | 9.1 |
| 2006-07 | Alex Anderson, Chattanooga | 33 | 333 | 10.1 |
| 2007-08 | Alex Anderson, Chattanooga | 33 | 288 | 8.7 |
| 2008-09 | Mercedes Robinson, Davidson | 30 | 288 | 9.6 |
| 2009-10 | Shanara Hollinquest, Chattanooga | 33 | 295 | 8.9 |
| 2010-11 | Kelsey Evans, Elon | 33 | 304 | 9.2 |
| 2011-12 | Sophia Aleksandravicius, Davidson | 31 | 276 | 8.9 |
| 2012-13 | Sophia Aleksandravicius, Davidson | 35 | 347 | 9.9 |
| 2013-14 | Brittany Hodges, Furman | 30 | 274 | 9.1 |
| 2014-15 | Destiny Mitchell, ETSU | 33 | 299 | 9.1 |
| 2015-16 | Jasmine Joyner, Chattanooga | 32 | 293 | 9.2 |
| 2016-17 | Jasmine Joyner, Chattanooga | 32 | 336 | 10.5 |
| 2017-18 | Ije Ajemba, UNCG | 31 | 386 | 12.5 |
| 2018-19 | Amanda Thompson, Mercer | 33 | 349 | 10.6 |
| 2019-20 | Tierra Hodges, Furman | 31 | 323 | 10.4 |
| 2020-21 | Tierra Hodges, Furman | 25 | 259 | 10.4 |

FIELD-GOAL PERCENTAGE

| Year | | FGM | FGA | Pct. |
|---------|--------------------|-----|-----|------|
| 1984-85 | Tammy Larkey, ETSU | 166 | 274 | 60.6 |
| 1985-86 | Katie Beck, ETSU | 274 | 485 | 56.5 |



Furman's Melissa Liebschwager led the nation in 3-point field-goal percentage (47.0) in 2008-09 and won ESPN's 21st Annual Women's College Basketball 3-Point Shooting Championship at the Palace at Auburn Hills prior to the Men's Final Four in April 2009.

| | | | | |
|---------|------------------------------------|-----|-----|------|
| 1986-87 | Katie Beck, ETSU | 231 | 377 | 61.3 |
| 1987-88 | Katie Beck, ETSU | 206 | 361 | 57.1 |
| 1988-89 | Beth Laney, Appalachian State | 185 | 337 | 54.9 |
| 1989-90 | Rushia Brown, Furman | 191 | 336 | 56.8 |
| 1990-91 | Natalie Cleckley, Furman | 214 | 365 | 58.6 |
| 1991-92 | Rushia Brown, Furman | 216 | 371 | 58.2 |
| 1992-93 | DeShawne Blocker, ETSU | 190 | 294 | 64.6 |
| 1993-94 | Rushia Brown, Furman | 242 | 394 | 61.4 |
| 1994-95 | Kristen Ferrucci, Davidson | 139 | 216 | 64.4 |
| 1995-96 | Telly Hall, Georgia Southern | 161 | 286 | 56.3 |
| 1996-97 | Carlise Oglesby, Chattanooga | 168 | 341 | 49.3 |
| 1997-98 | Sharon Mitchell, Georgia Southern | 160 | 251 | 63.7 |
| 1998-99 | Sharon Mitchell, Georgia Southern | 158 | 271 | 58.3 |
| 1999-00 | Cathey Franks, Wofford | 125 | 204 | 61.3 |
| 2000-01 | Lucy Hines, Wofford | 95 | 164 | 57.9 |
| 2001-02 | Misty Copas, ETSU | 107 | 161 | 66.5 |
| 2002-03 | Jennifer Gardner, Western Carolina | 107 | 209 | 51.2 |
| 2003-04 | Courtney Nyborg, Elon | 134 | 226 | 59.3 |
| 2004-05 | Kitara McMoore, Elon | 95 | 178 | 53.4 |
| 2005-06 | Alex Anderson, Chattanooga | 140 | 243 | 57.6 |
| 2006-07 | Shanara Hollinquest, Chattanooga | 75 | 137 | 54.7 |
| 2007-08 | Shanara Hollinquest, Chattanooga | 149 | 256 | 58.2 |
| 2008-09 | Shanara Hollinquest, Chattanooga | 182 | 355 | 51.3 |
| 2009-10 | J'Lisia Ogburn, Georgia Southern | 132 | 248 | 53.2 |
| 2010-11 | Ashlen Dewart, Appalachian State | 199 | 373 | 53.4 |
| 2011-12 | Whitney Hood, Chattanooga | 156 | 316 | 49.4 |
| 2012-13 | Ashlen Dewart, Chattanooga | 210 | 396 | 53.0 |
| 2013-14 | Keke Cooper, Appalachian State | 141 | 238 | 59.2 |
| 2014-15 | Brittany Hodges, Furman | 171 | 295 | 58.0 |
| 2015-16 | Holli Wilkins, Furman | 163 | 341 | 47.8 |
| 2016-17 | Grayson Pinholster, Wofford | 107 | 207 | 51.7 |
| 2017-18 | Celena Taborn, Furman | 150 | 245 | 61.2 |
| 2018-19 | Celena Taborn, Furman | 154 | 240 | 64.2 |
| 2019-20 | Celena Taborn, Furman | 104 | 155 | 67.1 |
| 2020-21 | Celena Taborn, Furman | 88 | 144 | 66.1 |

3-POINT FIELD-GOAL PERCENTAGE

| Year | | 3FGM | 3FGA | Pct. |
|---------|----------------------------------|------|------|------|
| 1987-88 | Jane Dalton, Appalachian State | 11 | 23 | 47.8 |
| 1988-89 | Marcheta Winton, Chattanooga | 87 | 195 | 44.6 |
| 1989-90 | Karen Gruca, Appalachian State | 50 | 117 | 42.7 |
| 1990-91 | Karen Gruca, Appalachian State | 83 | 197 | 42.1 |
| 1991-92 | Leigh Ann Cook, Western Carolina | 45 | 111 | 40.5 |
| 1992-93 | Beth Kilby, Appalachian State | 54 | 136 | 39.7 |
| 1993-94 | Nikki Kile, ETSU | 54 | 131 | 41.2 |
| 1994-95 | Amy Engle, ETSU | 82 | 192 | 42.7 |
| 1995-96 | Melissa Davis, Appalachian State | 45 | 98 | 45.9 |
| 1996-97 | Haley Cook, Furman | 47 | 119 | 39.5 |
| 1997-98 | Jennifer O'Brien, Davidson | 46 | 101 | 45.5 |
| 1998-99 | Terri Brock, Chattanooga | 70 | 158 | 44.3 |
| 1999-00 | Meagan Gleason, Davidson | 47 | 105 | 44.8 |
| 2000-01 | Tara Charles, Furman | 51 | 118 | 43.2 |
| 2001-02 | Miranda Warfield, Chattanooga | 56 | 128 | 43.8 |
| 2002-03 | Katasha Brown, Chattanooga | 39 | 92 | 42.4 |
| 2003-04 | Miranda Warfield, Chattanooga | 45 | 100 | 45.0 |

YEARLY LEADERS



| | | | | |
|---------|--------------------------------|----|-----|------|
| 2004-05 | Stephanie Ripberger, Wofford | 31 | 74 | 41.9 |
| 2005-06 | Eboni Kirby, Appalachian State | 28 | 62 | 45.2 |
| 2006-07 | Katie Hamilton, Davidson | 32 | 49 | 38.9 |
| 2007-08 | Alex Thompson, Davidson | 41 | 96 | 42.7 |
| 2008-09 | Melissa Liebschwager, Furman | 70 | 149 | 47.0 |
| 2009-10 | Emily London, Samford | 68 | 147 | 46.3 |
| 2010-11 | Emily London, Samford | 84 | 174 | 48.3 |
| 2011-12 | Zora Stephenson, Elon | 33 | 78 | 42.3 |
| 2012-13 | Teshia Griswold, Furman | 46 | 117 | 39.3 |
| 2013-14 | Hannah Early, Davidson | 63 | 151 | 41.7 |
| 2014-15 | Taylor Reece, Samford | 39 | 90 | 43.3 |
| 2015-16 | Holli Wilkins, Furman | 35 | 78 | 44.9 |
| 2016-17 | Chloe Wanink, Wofford | 61 | 155 | 39.4 |
| 2017-18 | Lakelyn Bouldin, Chattanooga | 62 | 159 | 39.0 |
| 2018-19 | Cassidy Williams, Samford | 37 | 86 | .430 |
| 2019-20 | Chloe Wanink, Wofford | 73 | 154 | .474 |
| 2020-21 | Katie Allen, Samford | 32 | 73 | .438 |

FREE-THROW PERCENTAGE

| Year | | FTM | FTA | Pct. |
|---------|-----------------------------------|-----|-----|------|
| 1984-85 | Karen Pelphey, Marshall | 130 | 160 | 81.3 |
| 1985-86 | Kristi Glenn, Furman | 69 | 80 | 86.3 |
| 1986-87 | Beth Laney, Appalachian State | 132 | 156 | 84.6 |
| 1987-88 | Beth Laney, Appalachian State | 86 | 113 | 76.1 |
| 1988-89 | Jenny Leavitt, Marshall | 91 | 110 | 82.7 |
| 1989-90 | Lea Ann Parsley, Marshall | 96 | 104 | 92.3 |
| 1990-91 | Nicole Hopson, ETSU | 136 | 161 | 84.5 |
| 1991-92 | Penny Roberson, Appalachian State | 76 | 93 | 81.7 |
| 1992-93 | Lori Lyons, Western Carolina | 130 | 166 | 78.3 |
| 1993-94 | Karen Stanley, Furman | 93 | 106 | 87.7 |
| 1994-95 | Karen Stanley, Furman | 138 | 163 | 84.7 |
| 1995-96 | Amy Engle, ETSU | 125 | 148 | 84.5 |
| 1996-97 | Kristina Behnfeldt, Marshall | 148 | 187 | 79.1 |
| 1997-98 | Rebecca Viverette, UNCG | 100 | 114 | 87.7 |
| 1998-99 | Jamie Brown, Davidson | 103 | 127 | 81.1 |
| 1999-00 | Karma Edwards, Appalachian State | 62 | 69 | 89.9 |
| 2000-01 | Damita Bullock, Chattanooga | 74 | 91 | 81.3 |
| 2001-02 | Janna Maggette, Davidson | 67 | 77 | 87.0 |
| 2002-03 | Heather McDivitt, Chattanooga | 62 | 70 | 88.6 |
| 2003-04 | Amanda Eaton, UNCG | 61 | 73 | 83.6 |
| 2004-05 | Tommi Paris, Furman | 132 | 152 | 86.8 |
| 2005-06 | Tommi Paris, Furman | 102 | 110 | 92.7 |
| 2006-07 | Carolyn Whitney, Georgia Southern | 82 | 97 | 84.5 |
| 2007-08 | Alex Thompson, Davidson | 67 | 77 | 87.0 |
| 2008-09 | Emily London, Samford | 83 | 92 | 90.2 |
| 2009-10 | Emily London, Samford | 101 | 112 | 90.2 |
| 2010-11 | Emily London, Samford | 117 | 125 | 93.6 |
| 2011-12 | Kaitlin Murphy, Furman | 75 | 87 | 86.2 |
| 2012-13 | Ali Ford, Elon | 89 | 98 | 90.8 |
| 2013-14 | Maryah Sydnor, Appalachian State | 143 | 164 | 87.2 |
| 2014-15 | Justin Taylor, Western Carolina | 136 | 162 | 84.0 |
| 2015-16 | Lucy Mason, UNCG | 173 | 213 | 81.2 |
| 2016-17 | Chelsey Shumpert, Chattanooga | 74 | 89 | 83.1 |
| 2017-18 | Cierra Carter, Furman | 122 | 139 | 87.8 |
| 2018-19 | Le'Jzae Davidson, Furman | 124 | 147 | 84.4 |
| 2019-20 | Lakelyn Bouldin, Chattanooga | 89 | 106 | 84.0 |
| 2020-21 | Jada Lewis, Mercer | 71 | 82 | 86.6 |



Wofford's Mahogany Williams led the SoCon in blocked shots in 2007-08 and 2008-09.

ASSISTS

| Year | | G | No. | Avg. |
|---------|----------------------------------------|----|-----|------|
| 1984-85 | Kim Skala, ETSU | 27 | 234 | 8.7 |
| 1985-86 | Kim Skala, ETSU | 27 | 285 | 10.6 |
| 1986-87 | Kim Skala, ETSU | 25 | 202 | 8.1 |
| 1987-88 | Jane Dalton, Appalachian State | 28 | 169 | 6.0 |
| 1988-89 | Nancy Smith, Chattanooga | 28 | 184 | 6.6 |
| 1989-90 | Amy Wales, Chattanooga | 29 | 208 | 7.2 |
| 1990-91 | Nancy Smith, Chattanooga | 28 | 175 | 6.3 |
| 1991-92 | Jan Cameron, Chattanooga | 30 | 142 | 4.7 |
| 1992-93 | Jan Cameron, Chattanooga | 28 | 165 | 5.9 |
| 1993-94 | Jan Cameron, Chattanooga | 28 | 151 | 5.4 |
| 1994-95 | Missy Broy, Western Carolina | 27 | 154 | 5.7 |
| 1995-96 | Missy Broy, Western Carolina | 27 | 137 | 5.1 |
| | Shannon Spencer, Appalachian State | 29 | 149 | 5.1 |
| 1996-97 | Missy Broy, Western Carolina | 27 | 114 | 4.2 |
| 1997-98 | Jennifer O'Brien, Davidson | 27 | 184 | 6.8 |
| 1998-99 | Jennifer O'Brien, Davidson | 28 | 163 | 5.8 |
| 1999-00 | Jennifer O'Brien, Davidson | 27 | 142 | 5.3 |
| 2000-01 | Christy Blackwell, Western Carolina | 28 | 133 | 4.8 |
| 2001-02 | Ki-Ki Glass, Western Carolina | 28 | 117 | 4.2 |
| 2002-03 | Tiffany Lanier, Georgia Southern | 30 | 126 | 4.2 |
| 2003-04 | Lisa Miller, Elon | 29 | 127 | 4.4 |
| 2004-05 | Marketta Talley, College of Charleston | 29 | 142 | 4.9 |
| 2005-06 | Kristen Boone, UNCG | 26 | 122 | 4.7 |
| 2006-07 | Jade Hughes, College of Charleston | 29 | 119 | 4.1 |
| 2007-08 | Alex Thompson, Davidson | 30 | 119 | 4.0 |
| 2008-09 | Sam Ramirez, Appalachian State | 31 | 136 | 4.4 |
| 2009-10 | Tonia Gerty, College of Charleston | 33 | 170 | 5.2 |
| 2010-11 | Rachel Brittenham, Wofford | 30 | 160 | 5.3 |
| 2011-12 | Rachel Brittenham, Wofford | 31 | 161 | 5.2 |
| 2012-13 | Jill Brown, College of Charleston | 32 | 206 | 6.4 |
| 2013-14 | Brigid Morrissey, Furman | 31 | 191 | 6.2 |
| 2014-15 | Whitney Bunn, Furman | 33 | 226 | 6.8 |
| 2015-16 | Sydni Means, Mercer | 33 | 189 | 5.7 |
| 2016-17 | Sydni Means, Mercer | 32 | 216 | 6.8 |
| 2017-18 | Sydni Means, Mercer | 33 | 264 | 8.0 |
| 2018-19 | Da'Ja Green, Wofford | 31 | 162 | 5.2 |
| 2019-20 | Charity Brown, Samford | 32 | 182 | 5.7 |
| 2020-21 | Tate Walters, Furman | 21 | 90 | 4.3 |
| | Raven Omar, Samford | 25 | 107 | 4.3 |

BLOCKED SHOTS

| Year | | No. | Avg. |
|---------|--------------------------------------|-----|------|
| 1987-88 | Sharon Deal, Marshall | 71 | 2.6 |
| 1988-89 | Sharon Deal, Marshall | 117 | 4.2 |
| 1989-90 | Shannon Thomas, Appalachian State | 49 | 1.7 |
| 1990-91 | Latoya Armstrong, Furman | 33 | 1.2 |
| 1991-92 | Regina Brown, Western Carolina | 64 | 2.3 |
| 1992-93 | Rushia Brown, Furman | 34 | 1.2 |
| 1993-94 | Rushia Brown, Furman | 46 | 1.7 |
| 1994-95 | Keri Simmons, Marshall | 29 | 1.1 |
| 1995-96 | Elizabeth Noethling, Furman | 42 | 1.6 |
| 1996-97 | Jennie Vanlerberghe, Davidson | 39 | 1.6 |
| 1997-98 | Lucy Hines, Wofford | 46 | 1.6 |
| 1998-99 | Lucy Hines, Wofford | 46 | 1.6 |
| 1999-00 | Wilma Simpson, College of Charleston | 30 | 1.1 |
| | Lucy Hines, Wofford | 31 | 1.1 |
| 2000-01 | Meghan Bryant, Davidson | 46 | 1.6 |
| 2001-02 | Phoebe Clark, Wofford | 29 | 2.0 |
| 2002-03 | Lauren Trantham, ETSU | 28 | 1.6 |
| 2003-04 | Courtney Nyborg, Elon | 71 | 2.5 |
| 2004-05 | Jenny Weurding, Wofford | 50 | 2.1 |
| 2005-06 | Jenny Weurding, Wofford | 60 | 2.1 |
| 2006-07 | Jennifer Weurding, Wofford | 81 | 2.9 |
| 2007-08 | Mahogany Williams, Wofford | 65 | 2.1 |
| 2008-09 | Mahogany Williams, Wofford | 62 | 2.1 |
| 2009-10 | Anna Freeman, Appalachian State | 92 | 2.6 |
| 2010-11 | Sophia Aleksandravicius, Davidson | 95 | 3.1 |
| 2011-12 | Sophia Aleksandravicius, Davidson | 91 | 2.9 |
| 2012-13 | Sophia Aleksandravicius, Davidson | 102 | 2.9 |
| 2013-14 | Jasmine Joyner, Chattanooga | 56 | 2.2 |
| 2014-15 | Jasmine Joyner, Chattanooga | 132 | 4.0 |
| 2015-16 | Jasmine Joyner, Chattanooga | 126 | 3.9 |
| 2016-17 | Jasmine Joyner, Chattanooga | 122 | 3.8 |
| 2017-18 | Arianea Whitaker, Chattanooga | 45 | 1.5 |
| | Sherae Bonner, Western Carolina | 39 | 1.5 |
| 2018-19 | Ariane Whitaker, Chattanooga | 64 | 2.3 |
| 2019-20 | Shannon Titus, Mercer | 60 | 1.9 |
| 2020-21 | Natalie Armstrong, Samford | 43 | 2.0 |

STEALS

| Year | | No. | Avg. |
|---------|--------------------------------------|-----|------|
| 1987-88 | Valorie Whiteside, Appalachian State | 93 | 3.3 |
| | Nancy Smith, Chattanooga | 93 | 3.3 |
| 1988-89 | Nancy Smith, Chattanooga | 112 | 4.0 |
| 1989-90 | Jenelle Stephenson, Marshall | 73 | 2.8 |
| 1990-91 | Nicole Hopson, ETSU | 90 | 3.2 |

| | | | |
|---------|------------------------------------|-----|-----|
| 1991-92 | Rushia Brown, Furman | 83 | 3.2 |
| 1992-93 | Tracy Krueger, Marshall | 122 | 4.4 |
| 1993-94 | Shannon Spencer, Appalachian State | 85 | 3.0 |
| 1994-95 | Shannon Spencer, Appalachian State | 106 | 3.8 |
| 1995-96 | Shannon Spencer, Appalachian State | 97 | 3.3 |
| 1996-97 | Jennifer O'Brien, Davidson | 66 | 2.5 |
| 1997-98 | Jennifer O'Brien, Davidson | 86 | 3.2 |
| 1998-99 | Jennifer O'Brien, Davidson | 99 | 3.5 |
| 1999-00 | Jennifer O'Brien, Davidson | 117 | 4.3 |
| 2000-01 | Janna Magette, Davidson | 99 | 3.5 |
| 2001-02 | Danna Simpson, Georgia Southern | 63 | 2.3 |
| 2002-03 | Tiffany Lanier, Georgia Southern | 101 | 3.4 |
| 2003-04 | Kiya Verdell, ETSU | 64 | 2.6 |
| 2004-05 | Kristen Boone, UNCG | 121 | 4.3 |
| 2005-06 | Kristen Boone, UNCG | 101 | 3.9 |
| 2006-07 | Whitney Tossie, Appalachian State | 113 | 3.7 |
| 2007-08 | Liz Miller, Wofford | 97 | 3.1 |
| 2008-09 | Liz Miller, Wofford | 62 | 2.4 |
| 2009-10 | Kelly Dwyer, Wofford | 76 | 2.6 |
| 2010-11 | Anna Freeman, Appalachian State | 100 | 3.1 |
| 2011-12 | Anna Freeman, Appalachian State | 122 | 3.6 |
| 2012-13 | Anna Freeman, Appalachian State | 90 | 2.9 |
| 2013-14 | Jordan Frazier, Wofford | 84 | 3.0 |
| 2014-15 | Jordan Frazier, Wofford | 74 | 2.8 |
| 2015-16 | Jordan Frazier, Wofford | 69 | 2.5 |
| 2016-17 | Sydni Means, Mercer | 80 | 3.2 |
| 2017-18 | Erica Haynes-Overton, ETSU | 108 | 3.6 |
| 2018-19 | Erica-Haynes Overton, ETSU | 97 | 3.1 |
| 2019-20 | Shannon Titus, Mercer | 83 | 2.7 |
| 2020-21 | Andrea Cournoyer, Samford | 65 | 3.0 |



Three-time SoCon Player of the Year Kahlia Lawrence led Mercer to back-to-back regular-season co-championship runs and then helped the Bears clinch their first-ever outright regular-season title in 2018.

TEAM

SCORING OFFENSE

| Year | Points | Avg. | |
|---------|-------------------|-------|------|
| 1984-85 | Marshall | 2,392 | 82.5 |
| 1985-86 | Marshall | 2,158 | 77.1 |
| 1986-87 | Appalachian State | 2,543 | 82.0 |
| 1987-88 | Appalachian State | 2,343 | 83.7 |
| 1988-89 | Appalachian State | 2,137 | 79.1 |
| 1989-90 | Furman | 2,440 | 84.1 |
| 1990-91 | Furman | 2,318 | 82.8 |
| 1991-92 | Furman | 2,030 | 78.1 |
| 1992-93 | Furman | 2,170 | 77.5 |
| 1993-94 | Appalachian State | 2,220 | 79.3 |
| 1994-95 | ETSU | 2,432 | 81.1 |
| 1995-96 | Appalachian State | 2,417 | 80.6 |
| 1996-97 | Marshall | 2,293 | 76.4 |
| 1997-98 | Georgia Southern | 2,236 | 77.1 |
| 1998-99 | Davidson | 2,139 | 76.4 |
| 1999-00 | Chattanooga | 2,284 | 73.7 |
| 2000-01 | Chattanooga | 2,331 | 75.2 |
| 2001-02 | Chattanooga | 2,344 | 75.6 |
| 2002-03 | Chattanooga | 2,262 | 73.0 |
| 2003-04 | Chattanooga | 2,330 | 72.8 |
| 2004-05 | Western Carolina | 2,221 | 69.4 |
| 2005-06 | Chattanooga | 2,328 | 75.1 |
| 2006-07 | Chattanooga | 2,379 | 72.1 |
| 2007-08 | Western Carolina | 2,518 | 74.1 |
| 2008-09 | Chattanooga | 2,226 | 69.6 |
| 2009-10 | Chattanooga | 2,216 | 67.2 |
| 2010-11 | Appalachian State | 2,338 | 73.1 |
| 2011-12 | Appalachian State | 2,266 | 66.6 |
| 2012-13 | Appalachian State | 2,131 | 68.7 |
| 2013-14 | Chattanooga | 2,302 | 69.8 |
| 2014-15 | Furman | 2,249 | 68.2 |
| 2015-16 | UNCG | 1,965 | 65.5 |
| 2016-17 | Mercer | 2,106 | 65.8 |
| 2017-18 | Mercer | 2,332 | 70.7 |
| 2018-19 | Wofford | 2,258 | 72.8 |
| 2019-20 | Wofford | 2,041 | 68.0 |
| 2020-21 | Mercer | 1,777 | 68.3 |

SCORING DEFENSE

| Year | Points | Avg. | |
|---------|-------------------|-------|------|
| 1984-85 | ETSU | 1,797 | 66.6 |
| 1985-86 | Appalachian State | 1,993 | 68.7 |
| 1986-87 | Marshall | 1,802 | 62.1 |
| 1987-88 | Marshall | 1,801 | 64.3 |
| 1988-89 | Marshall | 1,779 | 63.5 |
| 1989-90 | Appalachian State | 2,060 | 71.0 |
| 1990-91 | Marshall | 1,659 | 59.3 |
| 1991-92 | Marshall | 1,831 | 65.4 |
| 1992-93 | Georgia Southern | 2,019 | 67.3 |
| 1993-94 | Appalachian State | 1,932 | 69.0 |
| 1994-95 | Appalachian State | 1,896 | 67.7 |
| 1995-96 | Davidson | 1,772 | 68.2 |

| | | | |
|---------|-----------------------|-------|------|
| 1996-97 | Chattanooga | 1,819 | 67.4 |
| 1997-98 | UNCG | 2,043 | 68.1 |
| 1998-99 | UNCG | 1,846 | 65.9 |
| 1999-00 | Chattanooga | 1,904 | 61.4 |
| 2000-01 | UNCG | 1,791 | 59.7 |
| 2001-02 | UNCG | 1,890 | 61.0 |
| 2002-03 | Chattanooga | 1,874 | 60.5 |
| 2003-04 | Chattanooga | 1,853 | 57.9 |
| 2004-05 | Chattanooga | 1,639 | 54.6 |
| 2005-06 | Elon | 1,580 | 56.4 |
| 2006-07 | College of Charleston | 1,795 | 59.8 |
| 2007-08 | Chattanooga | 1,866 | 56.5 |
| 2008-09 | Samford | 1,542 | 53.2 |
| 2009-10 | Georgia Southern | 1,752 | 56.5 |
| 2010-11 | Samford | 1,864 | 56.5 |
| 2011-12 | Davidson | 1,733 | 55.9 |
| 2012-13 | Samford | 1,685 | 54.4 |
| 2013-14 | Chattanooga | 1,856 | 56.2 |
| 2014-15 | Chattanooga | 1,665 | 50.5 |
| 2015-16 | Samford | 1,555 | 50.2 |
| 2016-17 | Mercer | 1,814 | 56.7 |
| 2017-18 | Mercer | 1,811 | 54.9 |
| 2018-19 | UNCG | 1,826 | 60.9 |
| 2019-20 | UNCG | 1,771 | 55.3 |
| 2020-21 | UNCG | 1,369 | 57.0 |

FIELD-GOAL PERCENTAGE

| Year | FGM | FGA | Pct. | |
|---------|-------------------|------|-------|------|
| 1984-85 | ETSU | 797 | 1,645 | 48.4 |
| 1985-86 | Appalachian State | 890 | 1,728 | 51.5 |
| 1986-87 | Appalachian State | 1001 | 1,792 | 50.8 |
| 1987-88 | Appalachian State | 953 | 1,891 | 50.4 |
| 1988-89 | Appalachian State | 815 | 2,670 | 48.8 |
| 1989-90 | Furman | 972 | 2,086 | 46.6 |
| 1990-91 | Furman | 882 | 1,937 | 45.5 |
| 1991-92 | Appalachian State | 781 | 1,701 | 45.9 |
| 1992-93 | Appalachian State | 791 | 1,671 | 47.3 |
| 1993-94 | ETSU | 723 | 1,542 | 49.6 |
| 1994-95 | ETSU | 859 | 1,844 | 46.6 |
| 1995-96 | Davidson | 693 | 1,693 | 44.4 |
| 1996-97 | Marshall | 763 | 1,740 | 43.9 |
| 1997-98 | Davidson | 743 | 1,558 | 47.7 |
| 1998-99 | Davidson | 750 | 1,602 | 46.8 |
| 1999-00 | Chattanooga | 797 | 1,736 | 45.9 |
| 2000-01 | Western Carolina | 717 | 1,596 | 44.9 |
| 2001-02 | Chattanooga | 859 | 1,959 | 43.8 |
| 2002-03 | Western Carolina | 681 | 1,579 | 43.1 |
| 2003-04 | Chattanooga | 820 | 1,869 | 43.9 |
| 2004-05 | Chattanooga | 742 | 1,805 | 41.1 |
| 2005-06 | Chattanooga | 854 | 1,853 | 46.1 |
| 2006-07 | Chattanooga | 842 | 1,921 | 43.8 |
| 2007-08 | Chattanooga | 841 | 1,917 | 43.9 |
| 2008-09 | Chattanooga | 769 | 1,804 | 42.6 |
| 2009-10 | Appalachian State | 900 | 2,084 | 43.2 |
| 2010-11 | Appalachian State | 917 | 2,026 | 45.3 |
| 2011-12 | Samford | 705 | 1,686 | 41.8 |

YEARLY LEADERS



| | | | | |
|---------|-------------------|-----|-------|------|
| 2012-13 | Appalachian State | 793 | 1,861 | 42.6 |
| 2013-14 | Chattanooga | 866 | 1,939 | 44.7 |
| 2014-15 | ETSU | 841 | 1,887 | 44.6 |
| 2015-16 | Chattanooga | 707 | 1,666 | 42.4 |
| 2016-17 | Chattanooga | 736 | 1,702 | 43.2 |
| 2017-18 | Mercer | 918 | 2,102 | 43.7 |
| 2018-19 | Mercer | 896 | 2,066 | 43.4 |
| 2019-20 | UNCG | 752 | 1,753 | .429 |
| | Furman | 715 | 1,802 | .429 |
| 2020-21 | Samford | 637 | 1,462 | .436 |

3-POINT FIELD-GOAL PERCENTAGE

| Year | | 3FGM | 3FGA | Pct. |
|---------|-------------------|------|------|------|
| 1987-88 | Appalachian State | 16 | 40 | 40.0 |
| 1988-89 | Chattanooga | 151 | 370 | 40.8 |
| 1989-90 | Appalachian State | 55 | 145 | 37.9 |
| 1990-91 | Appalachian State | 136 | 332 | 41.0 |
| 1991-92 | ETSU | 92 | 273 | 33.7 |
| 1992-93 | Appalachian State | 116 | 319 | 36.4 |
| 1993-94 | ETSU | 106 | 275 | 38.5 |
| 1994-95 | ETSU | 146 | 401 | 36.4 |
| 1995-96 | Appalachian State | 150 | 423 | 35.5 |
| 1996-97 | ETSU | 112 | 295 | 38.0 |
| 1997-98 | Davidson | 109 | 302 | 36.1 |
| 1998-99 | Chattanooga | 188 | 520 | 36.2 |
| 1999-00 | Davidson | 141 | 353 | 39.9 |
| 2000-01 | Furman | 98 | 297 | 33.0 |
| 2001-02 | Chattanooga | 175 | 479 | 36.5 |
| 2002-03 | Chattanooga | 203 | 564 | 36.0 |
| 2003-04 | Chattanooga | 183 | 506 | 36.2 |
| 2004-05 | ETSU | 136 | 404 | 33.7 |
| 2005-06 | Furman | 164 | 430 | 38.1 |
| 2006-07 | Chattanooga | 257 | 746 | 34.5 |
| 2007-08 | Furman | 169 | 460 | 36.7 |
| 2008-09 | Furman | 195 | 517 | 37.7 |
| 2009-10 | Davidson | 167 | 460 | 36.3 |
| 2010-11 | Samford | 270 | 681 | 39.6 |
| 2011-12 | Samford | 234 | 661 | 35.4 |
| 2012-13 | Samford | 217 | 632 | 34.3 |
| 2013-14 | Elon | 127 | 346 | 36.7 |
| 2014-15 | Furman | 209 | 567 | 36.9 |
| 2015-16 | Furman | 222 | 670 | 33.1 |
| 2016-17 | Wofford | 168 | 498 | 38.7 |
| 2017-18 | Chattanooga | 184 | 519 | 38.4 |
| 2018-19 | Wofford | 180 | 514 | 35.0 |
| 2019-20 | Wofford | 218 | 623 | .350 |
| 2020-21 | Samford | 169 | 493 | .343 |

FREE-THROW PERCENTAGE

| Year | | FTM | FTA | Pct. |
|---------|------------------|-----|-----|------|
| 1984-85 | Western Carolina | 372 | 529 | 70.3 |
| 1985-86 | Furman | 360 | 525 | 68.6 |
| 1986-87 | Marshall | 340 | 474 | 71.7 |
| 1987-88 | ETSU | 347 | 491 | 69.7 |
| 1988-89 | Marshall | 373 | 524 | 71.2 |

| | | | | |
|---------|-------------------|-----|-----|------|
| 1989-90 | ETSU | 449 | 651 | 69.0 |
| 1990-91 | Appalachian State | 609 | 852 | 71.5 |
| 1991-92 | Appalachian State | 416 | 597 | 69.7 |
| 1992-93 | Appalachian State | 385 | 562 | 68.5 |
| 1993-94 | Furman | 391 | 571 | 68.5 |
| 1994-95 | ETSU | 568 | 797 | 71.3 |
| 1995-96 | Marshall | 555 | 777 | 71.4 |
| 1996-97 | Marshall | 580 | 803 | 72.2 |
| 1997-98 | UNCG | 460 | 669 | 68.8 |
| 1998-99 | Georgia Southern | 471 | 667 | 70.6 |
| 1999-00 | UNCG | 410 | 570 | 71.9 |
| 2000-01 | Georgia Southern | 491 | 659 | 74.5 |
| 2001-02 | Davidson | 348 | 473 | 73.6 |
| 2002-03 | Chattanooga | 441 | 611 | 72.2 |
| 2003-04 | Appalachian State | 396 | 552 | 71.7 |
| 2004-05 | Furman | 526 | 702 | 74.9 |
| 2005-06 | Furman | 428 | 567 | 75.5 |
| 2006-07 | Davidson | 438 | 589 | 74.4 |
| 2007-08 | Furman | 415 | 541 | 76.7 |
| 2008-09 | Furman | 381 | 514 | 74.1 |
| 2009-10 | Samford | 425 | 560 | 75.9 |
| 2010-11 | Samford | 386 | 498 | 77.5 |
| 2011-12 | Chattanooga | 374 | 503 | 74.4 |
| 2012-13 | Appalachian State | 426 | 551 | 77.3 |
| 2013-14 | Georgia Southern | 397 | 544 | 73.0 |
| 2014-15 | Western Carolina | 446 | 607 | 73.5 |
| 2015-16 | Furman | 316 | 432 | 73.1 |
| 2016-17 | Chattanooga | 358 | 473 | 75.7 |
| 2017-18 | Mercer | 337 | 441 | 76.4 |
| 2018-19 | Furman | 472 | 636 | 74.2 |
| 2019-20 | UNCG | 387 | 502 | .771 |
| 2020-21 | Samford | 263 | 361 | .729 |

REBOUNDING MARGIN

| Year | | Team | Opp. | Margin |
|---------|-------------------|------|------|--------|
| 1984-85 | Appalachian State | 42.4 | 37.0 | +5.4 |
| 1985-86 | ETSU | 37.0 | 34.4 | +2.6 |
| 1986-87 | Appalachian State | 39.0 | 34.8 | +4.2 |
| 1987-88 | ETSU | 43.4 | 39.1 | +4.3 |
| 1988-89 | Marshall | 41.9 | 39.2 | +2.7 |
| 1989-90 | Furman | 46.1 | 41.2 | +4.9 |
| 1990-91 | Furman | 48.3 | 38.4 | +9.8 |
| 1991-92 | Marshall | 38.1 | 35.8 | +2.3 |
| 1992-93 | ETSU | 41.8 | 37.9 | +3.9 |
| 1993-94 | ETSU | 49.6 | 36.7 | +12.7 |
| 1994-95 | ETSU | 40.8 | 36.7 | +4.1 |
| 1995-96 | Appalachian State | 43.1 | 39.1 | +4.0 |
| 1996-97 | Davidson | 38.4 | 41.1 | +3.7 |
| 1997-98 | Appalachian State | 39.1 | 35.5 | +3.6 |
| 1998-99 | Appalachian State | 40.3 | 34.6 | +5.7 |
| 1999-00 | Furman | 40.7 | 34.7 | +6.0 |
| 2000-01 | Chattanooga | 42.0 | 35.1 | +6.9 |
| 2001-02 | UNCG | 41.1 | 35.0 | +6.0 |
| 2002-03 | Georgia Southern | 47.8 | 40.0 | +7.8 |
| 2003-04 | Georgia Southern | 44.8 | 36.5 | +8.3 |
| 2004-05 | Chattanooga | 43.0 | 34.1 | +8.9 |
| 2005-06 | Georgia Southern | 43.4 | 38.7 | +4.7 |
| 2006-07 | Western Carolina | 43.8 | 38.4 | +5.3 |
| 2007-08 | Western Carolina | 44.7 | 39.7 | +5.0 |
| 2008-09 | Western Carolina | 43.1 | 36.8 | +6.3 |
| 2009-10 | Appalachian State | 43.0 | 35.7 | +7.3 |
| 2010-11 | Appalachian State | 41.3 | 35.7 | +5.6 |
| 2011-12 | Appalachian State | 41.6 | 35.2 | +6.3 |
| 2012-13 | Chattanooga | 39.8 | 35.6 | +4.2 |
| 2013-14 | Appalachian State | 40.5 | 35.0 | +5.5 |
| 2014-15 | Furman | 40.4 | 36.6 | +3.8 |
| 2015-16 | Chattanooga | 34.9 | 33.6 | +1.3 |
| | ETSU | 38.4 | 37.1 | +1.3 |
| 2016-17 | UNCG | 40.5 | 35.3 | +5.1 |
| 2017-18 | Furman | 38.7 | 34.0 | +4.7 |
| 2018-19 | Furman | 38.8 | 35.4 | +3.5 |
| 2019-20 | Furman | 37.8 | 33.0 | +4.8 |
| 2020-21 | Wofford | 40.9 | 37.0 | +3.8 |



Anna Freeman helped her Appalachian State squad lead the SoCon in rebounding margin in her first three seasons, from 2009-12.

Player of the Year

- 1985-86 – Karen Pelphrey, Marshall
 1986-87 – Katie Beck, ETSU
 1987-88 – Regina Kirk, Chattanooga
 1988-89 – Beth Laney, Appalachian State
 1989-90 – Glenda Cunningham, Appalachian State
 1990-91 – Natalie Cleckley, Furman
 1991-92 – Rushia Brown, Furman
 1992-93 – DeShawne Blocker, ETSU
 1993-94 – Angela Crosby, Appalachian State
 1994-95 – DeShawne Blocker, ETSU
 1995-96 – Amy Engle, ETSU
 1996-97 – Carolyn Kirsch, Davidson
 1997-98 – Jackie Smith, Furman
 1998-99 – Jackie Smith, Furman
 1999-00 – Damita Bullock, Chattanooga
 2000-01 – Damita Bullock, Chattanooga
 2001-02 – Jenny Nett, Wofford
 2002-03 – Deshara Shealey, Furman
 2003-04 – Katasha Brown, Chattanooga
 2004-05 – Tiffani Mayes, ETSU
 2005-06 – Coaches/Media: Katasha Brown, Chattanooga
 2006-07 – Coaches/Media: Alex Anderson, Chattanooga
 2007-08 – Coaches/Media: Alex Anderson, Chattanooga
 2008-09 – Coaches/Media: Shanara Hollinquest, Chattanooga
 2009-10 – Coaches/Media: Shanara Hollinquest, Chattanooga
 2010-11 – Coaches: Sam Ramirez, Appalachian State
 Media: Emily London, Samford
 2011-12 – Coaches: Sophia Aleksandravicius, Davidson
 Media: Anna Freeman, Appalachian State
 2012-13 – Coaches/Media: Sophia Aleksandravicius, Davidson
 2013-14 – Coaches/Media: Taylor Hall, Chattanooga
 2014-15 – Coaches/Media: Precious Bridges, Mercer
 2015-16 – Coaches/Media: Kahlia Lawrence, Mercer
 2016-17 – Coaches/Media: Kahlia Lawrence, Mercer
 2017-18 – Coaches/Media: Kahlia Lawrence, Mercer
 2018-19 – Coaches: Amanda Thompson, Mercer
 Media: KeKe Calloway, Mercer
 2019-20 – Coaches/Media: Nadine Soliman, UNCG
 2020-21 – Coaches/Media: Andrea Cournoyer, Samford

Defensive Player of the Year

- 2007-08 – Chevon Keith, Western Carolina
 2008-09 – Monique Floyd, UNCG
 2009-10 – Tonia Gerty, College of Charleston
 2010-11 – Anna Freeman, Appalachian State
 2011-12 – Sophia Aleksandravicius, Davidson
 2012-13 – Sophia Aleksandravicius, Davidson
 2013-14 – Taylor Hall, Chattanooga
 2014-15 – Alicia Payne, Chattanooga
 2015-16 – Alicia Payne, Chattanooga
 2016-17 – Jasmine Joyner, Chattanooga
 2017-18 – Erica Haynes-Overton, ETSU
 2018-19 – Erica Haynes-Overton, ETSU
 2019-20 – Shannon Titus, Mercer
 2020-21 – Shannon Titus, Mercer

Freshman of the Year

- 1985-86 – Teresa Bowlin, Furman
 1986-87 – Susan Lance, Chattanooga
 1987-88 – Natalie Cleckley, Furman
 1988-89 – Janice Rhynehardt, Furman
 1989-90 – Rushia Brown, Furman
 1990-91 – Penny Roberson, Appalachian State
 1991-92 – DeShawne Blocker, ETSU
 1992-93 – Shannon Spencer, Appalachian State
 1993-94 – Pam Owens, Western Carolina
 1994-95 – Natal Rosko, Marshall
 1995-96 – Kristina Behnfeldt, Marshall
 1996-97 – Carlise Oglesby, Chattanooga
 1997-98 – April Fleck, Western Carolina
 1998-99 – Heather Dykes, Chattanooga
 1999-00 – Wilma Simpson, College of Charleston
 2000-01 – Tiffany Hamm, Western Carolina
 2001-02 – Monica Pope, Furman
 2002-03 – Kiki Conyers, Appalachian State
 2003-04 – Katie Hamilton, Davidson
 2004-05 – Kristen Boone, UNCG
 2005-06 – Coaches/Media: Lauren Powell, Western Carolina
 2006-07 – Coaches/Media: Carolyn Whitney, Georgia Southern
 2007-08 – Coaches/Media: Mahagony Williams, Wofford
 2008-09 – Coaches/Media: Tiara Gause, Elon
 2009-10 – Coaches/Media: Ali Ford, Elon
 2010-11 – Coaches/Media: Laura Murray, Davidson
 2011-12 – Coaches: Brittany Hodges, Furman

- Media: Maryah Sydnor, Appalachian State
 2012-13 – Coaches: Holli Wilkins, Furman
 Media: Lucy Mason, UNCG
 2013-14 – Coaches: Jennifer Rhodes, Elon
 Media: Hannah Nichols, Samford
 2014-15 – Coaches/Media: Kahlia Lawrence, Mercer
 2015-16 – Coaches/Media: Linnea Rosendal, Mercer
 2016-17 – Coaches/Media: Nadine Soliman, UNCG
 2017-18 – Coaches/Media: Erica Haynes-Overton, ETSU
 2018-19 – Coaches: Eboni Williams, Chattanooga
 Media: Jewel Smalls, Western Carolina
 2019-20 – Coaches/Media: Lilly Hatton, Wofford
 2020-21 – Coaches/Media: Sydney James, Furman

Coach of the Year

- 1983-84 – Sharon Fanning, Chattanooga
 1984-85 – Sharon Fanning, Chattanooga
 Linda Robinson, Appalachian State
 1985-86 – Judy Southard, Marshall
 1986-87 – Judy Southard, Marshall
 1987-88 – Craig Parrott, Chattanooga
 1988-89 – Linda Robinson, Appalachian State
 1989-90 – Sherry Carter, Furman
 1990-91 – Judy Southard, Marshall
 1991-92 – Sherry Carter, Furman
 1992-93 – Debbie Richardson, ETSU
 1993-94 – Linda Robinson, Appalachian State
 1994-95 – Karen Kemp, ETSU
 1995-96 – Linda Robinson, Appalachian State
 1996-97 – Sherry Carter, Furman
 1997-98 – Rusty Cram, Georgia Southern
 1998-99 – Lynne Agee, UNCG
 1999-00 – Wes Moore, Chattanooga
 2000-01 – Rusty Cram, Georgia Southern
 2001-02 – Lynne Agee, UNCG
 2002-03 – Beth Dunkenberger, Western Carolina
 2003-04 – Wes Moore, Chattanooga
 2004-05 – Wes Moore, Chattanooga
 2005-06 – Coaches/Media: Wes Moore, Chattanooga
 2006-07 – Coaches/Media: Kellie Harper, Western Carolina
 2007-08 – Coaches/Media: Wes Moore, Chattanooga
 2008-09 – Coaches/Media: Mike Morris, Samford
 2009-10 – Coaches/Media: Darcie Vincent, Appalachian State
 2010-11 – Coaches/Media: Darcie Vincent, Appalachian State
 2011-12 – Coaches/Media: Michele Savage, Davidson
 2012-13 – Coaches/Media: Wes Moore, Chattanooga
 2013-14 – Coaches/Media: Jackie Carson, Furman
 2014-15 – Coaches/Media: Jim Foster, Chattanooga
 2015-16 – Coaches/Media: Susie Gardner, Mercer
 2016-17 – Coaches/Media: Trina Patterson, UNCG
 2017-18 – Coaches/Media: Susie Gardner, Mercer
 2018-19 – Coaches/Media: Susie Gardner, Mercer
 2019-20 – Coaches: Trina Patterson, UNCG
 Media: Carley Kuhns, Samford
 2020-21 – Coaches/Media: Carley Kuhns, Samford

Ann Lashley Inspiration Award

- 2007-08 – Kitara McMoore, Elon
 2008-09 – Jade Hughes, College of Charleston
 2009-10 – Megan Wilderotter, Samford
 2010-11 – Bailey Dewart, Chattanooga
 2011-12 – Lashana Booker, Furman
 2012-13 – Mariah Masalin, Wofford
 2013-14 – Shelby Campbell, Samford
 2014-15 – Kayla Freeman, Chattanooga
 2015-16 – India Timpton, UNCG
 2016-17 – Allison Beasley, Furman
 2017-18 – Malloree Schurr, ETSU
 2018-19 – Amanda Thompson, Mercer
 2019-20 – Lakelyni Bouldin, Chattanooga
 2020-21 – Jamari McDavid, Wofford

Tournament Most Valuable Player

- 1984 – Tina Chairs, Chattanooga
 1985 – Chris McClure, Chattanooga
 1986 – Regina Kirk, Chattanooga
 1987 – Valorie Whiteside, Appalachian State
 1988 – Valorie Whiteside, Appalachian State
 1989 – Janice Rhynehardt, Furman
 Nancy Smith, Chattanooga
 1990 – Shannon Thomas, Appalachian State
 1991 – Nicole Hopson, ETSU
 1992 – Kim Brown, Chattanooga
 1993 – Janice Johnson, Georgia Southern
 1994 – Rushia Brown, Furman

- 1995 – DeShawne Blocker, ETSU
 1996 – Stephanie Wine, Marshall
 1997 – Keri Simmons, Marshall
 1998 – Telly Hall, Georgia Southern
 1999 – Beth Schoolfield, Appalachian State
 2000 – Brienne Dodgen, UNCG
 2001 – ChoRhonda Gwaltney, UNCG
 2002 – Miranda Warfield, Chattanooga
 2003 – Miranda Warfield, Chattanooga
 2004 – Katasha Brown, Chattanooga
 2005 – Jennifer Gardner, Western Carolina
 2006 – Tiffani Roberson, Chattanooga
 2007 – Alex Anderson, Chattanooga
 2008 – Alex Anderson, Chattanooga
 2009 – Brooke Johnson, Western Carolina
 2010 – Shanara Hollinquest, Chattanooga
 2011 – Savannah Hill, Samford
 2012 – Shelby Campbell, Samford
 2013 – Ashlen Dewart, Chattanooga
 2014 – Taylor Hall, Chattanooga
 2015 – Jasmine Joyner, Chattanooga
 2016 – Alicia Payne, Chattanooga
 2017 – Jasmine Joyner, Chattanooga
 2018 – Kahlia Lawrence, Mercer
 2019 – KeKe Calloway, Mercer
 2020 – Natalie Armstrong, Samford
 2021 – Amoria Neal-Tysor, Mercer

Pinnacle Award

The Pinnacle Award is awarded to the student-athlete with the highest GPA on the championship-winning team for each Southern Conference sport. The award was inaugurated in 2016-17.

- 2017 – Ansley Chilton, Chattanooga
 2018 – Amanda Thompson, Mercer
 2019 – Amanda Thompson, Mercer
 2020 – Samantha Fitzgerald, Samford
 2021 – Emily Stradling, Mercer

ALL-CONFERENCE TEAMS



1983-84

Regina Blair, ETSU
Tina Chairs, Chattanooga
Kim Horsey, Chattanooga
Punkie Mills, ETSU
Karen Pelphrey, Marshall

1984-85

Regina Kirk, Chattanooga
Karla May, Marshall
Karen Pelphrey, Marshall
Karen Robinson, Appalachian State
Valorie Whiteside, Appalachian State

1985-86

First Team

Katie Beck, ETSU
Kim Bush, Chattanooga
Regina Kirk, Chattanooga
Karen Pelphrey, Marshall
Valorie Whiteside, Appalachian State

Second Team

Teresa Bowlin, Furman
Lucy Dunn, Furman
Emily Holliday, Western Carolina
Karla May, Marshall
Tammy Wiggins, Marshall

1986-87

First Team

Katie Beck, ETSU
Regina Kirk, Chattanooga
Kim Lewis, Marshall
Karen Robinson, Appalachian State
Tammy Simms, Marshall
Valorie Whiteside, Appalachian State
Tammy Wiggins, Marshall

Second Team

Jane Dalton, Appalachian State
Lucy Dunn, Furman
Kristi Glenn, Furman
Beth Laney, Appalachian State
Jeanne Marvel, Western Carolina
Kim Skala, ETSU

1987-88

First Team

Katie Beck, ETSU
Jane Dalton, Appalachian State
Regina Kirk, Chattanooga
Kim Lewis, Marshall
Jeanne Marvel, Western Carolina
Valorie Whiteside, Appalachian State

Second Team

Kendra Bell, Chattanooga
Lucy Dunn, Furman
Kim Johnson, Appalachian State
Beth Laney, Appalachian State
Jenelle Stephenson, Marshall
Lori Whitaker, Furman

1988-89

First Team

Nancy Glass, Furman
Kim Johnson, Appalachian State
Beth Laney, Appalachian State
Jenny Leavitt, Marshall
Janet Stallings, Chattanooga

Second Team

Nicole Hopson, ETSU
Missy Marvin, ETSU
Lea Ann Parsley, Marshall
Debbie Swicegood, Appalachian State
Marcheta Winton, Chattanooga

1989-90

First Team

Rushia Brown, Furman
Julie Copeland, Chattanooga
Glenda Cunningham, Appalachian State
Nicole Hopson, ETSU
Sheila Johnson, Marshall

Second Team

Kim Brown, Chattanooga
Natalie Cleckley, Furman
Nancy Glass, Furman
Janice Rhynehardt, Furman
Shannon Thomas, Appalachian State
Laura Vannoy, Western Carolina

1990-91

First Team

Kim Brown, Chattanooga
Natalie Cleckley, Furman
Nicole Hopson, ETSU
Sheila Johnson, Marshall
Shannon Thomas, Appalachian State

Second Team

Julie Copeland, Chattanooga
Wendy Gatlin, Marshall
Mae Louallen, ETSU
Nancy Smith, Chattanooga

1991-92

First Team

DeShawne Blocker, ETSU
Kim Brown, Chattanooga
Rushia Brown, Furman
Tracy Krueger, Marshall
Janice Rhynehardt, Furman

Second Team

Shelly Carroll, Chattanooga
Kristi Huff, Marshall
Regina Ikard, Appalachian State
Lori Lyons, Western Carolina
Penny Roberson, Appalachian State

1992-93

First Team

DeShawne Blocker, ETSU
Kim Brown, Chattanooga
Rushia Brown, Furman
Angela Crosby, Appalachian State
Lori Lyons, Western Carolina

Second Team

Latoya Armstrong, Furman
Jan Cameron, Chattanooga
Tammy Dowdell, Chattanooga
Tracy Krueger, Marshall
Monique McClelland, Georgia Southern

1993-94

First Team

Angela Crosby, Appalachian State
DeShawne Blocker, ETSU
Rushia Brown, Furman
Tammy Dowdell, Chattanooga
Karen Stanley, Furman

Second Team

Janice Johnson, Georgia Southern
Andrea Autrey, Georgia Southern
Tamira Higgins, Marshall
Jan Cameron, Chattanooga
Penny Roberson, Appalachian State

1994-95

First Team

DeShawne Blocker, ETSU
Andrea Autrey, Georgia Southern
Karen Stanley, Furman
Amy Engle, ETSU
Kristi Creamer, Furman

Second Team

Tamira Higgins, Marshall
Janice Johnson, Georgia Southern
Andrea Hinton, Appalachian State
Karolina Karlqvist, Appalachian State
Tara Anderson, Georgia Southern

1995-96

First Team

Amy Engle, ETSU
Andrea Hinton, Appalachian State

Kristina Behnfeldt, Marshall
Shannon Spencer, Appalachian State
Telly Hall, Georgia Southern

Second Team

Melissa Davis, Appalachian State
Carolyn Kirsch, Davidson
Karen Mason, Western Carolina
Stacey Brown, Chattanooga
Stephanie Wine, Marshall

1996-97

First Team

Kristina Behnfeldt, Marshall
Carolyn Kirsch, Davidson
Tonya Bristow, Furman
Merideth Thompson, Appalachian State
Telly Hall, Georgia Southern

Second Team

Carlise Oglesby, Chattanooga
Karen Mason, Western Carolina
Natasha Jackson, Furman
Cindy McCauley, Marshall
LaSha Jackson, Western Carolina

1997-98

First Team

Jackie Smith, Furman
Jennifer O'Brien, Davidson
Sharon Mitchell, Georgia Southern
Rebecca Viverette, UNCG
Biz Brediger, UNCG

Second Team

Telly Hall, Georgia Southern
Beth Schoolfield, Appalachian State
Jessica Montrella, Davidson
Angie Fickes, ETSU
Kerry Brown, Davidson
Jenny Nett, Wofford

1998-99

First Team

Jackie Smith, Furman
Sharon Mitchell, Georgia Southern
Melinda Goodson, UNCG
Jamie Brown, Davidson
Beth Schoolfield, Appalachian State

Second Team

Jennifer O'Brien, Davidson
ChoRhonda Gwaltney, UNCG
Angie Fickes, ETSU
Jenny Nett, Wofford
Missy Peterson, College of Charleston

1999-00

Natasha Lettsome, Appalachian State
Damita Bullock, Chattanooga
Jennifer O'Brien, Davidson
Angie Fickes, ETSU
Erica Babb, ETSU
Jackie Smith, Furman
Tondra Warren, Georgia Southern
ChoRhonda Gwaltney, UNCG
Laura Echols, Western Carolina
Willow Russell, Western Carolina

2000-01 (Coaches)

Natasha Lettsome, Appalachian State
Wilma Simpson, College of Charleston
Jennifer Wilson, Chattanooga
Damita Bullock, Chattanooga
Tara Charles, Furman
Sharon Mitchell, Georgia Southern
ChoRhonda Gwaltney, UNCG
Brianna Dodgen, UNCG
Laura Echols, Western Carolina
Jenny Nett, Wofford

2000-01 (Media)

First Team

Natasha Lettsome, Appalachian State
Damita Bullock, Chattanooga
ChoRhonda Gwaltney, UNCG
Laura Echols, Western Carolina

Jenny Nett, Wofford

Second Team

Wilma Simpson, College of Charleston
Tara Charles, Furman
Sharon Mitchell, Georgia Southern
Danna Simpson, Georgia Southern
Brianna Dodgen, UNCG

2001-02 (Coaches)

Damita Bullock, Chattanooga
Miranda Warfield, Chattanooga
Jacinda Lambert, UNCG
Laura Echols, Western Carolina
Jenny Nett, Wofford
Janna Magette, Davidson
Orion Wake, Furman
Alie Rousseau, Georgia Southern
Danna Simpson, Georgia Southern
Samika Foster, UNCG

2001-02 (Media)

First Team

Damita Bullock, Chattanooga
Miranda Warfield, Chattanooga
Jacinda Lambert, UNCG
Laura Echols, Western Carolina
Jenny Nett, Wofford

Second Team

Janna Magette, Davidson
Orion Wake, Furman
Alie Rousseau, Georgia Southern
Danna Simpson, Georgia Southern
Samika Foster, UNCG

2002-03 (Coaches)

Tiffany Johnson, Appalachian State
Wilma Simpson, College of Charleston
Jennifer Wilson, Chattanooga
Miranda Warfield, Chattanooga
Emily Callahan, Davidson
Deshara Shealey, Furman
Shawnica Hill, Georgia Southern
Jessica Everett, Georgia Southern
Tiffany Hamm, Western Carolina
Jennifer Gardner, Western Carolina

2002-03 (Media)

First Team

Tiffany Johnson, Appalachian State
Wilma Simpson, College of Charleston
Deshara Shealey, Furman
Shawnica Hill, Georgia Southern
Tiffany Hamm, Western Carolina

Second Team

Heather McDivitt, Chattanooga
Jennifer Wilson, Chattanooga
Miranda Warfield, Chattanooga
Emily Callahan, Davidson
Jennifer Gardner, Western Carolina

2003-04 (Coaches)

Katasha Brown, Chattanooga
Tiffani Roberson, Chattanooga
Miranda Warfield, Chattanooga
Tiffany Mayes, ETSU
Kiya Verdell, ETSU
Holly Andrews, Elon
Courtney Nyborg, Elon
Deshara Shealey, Furman
Jacinda Lambert, UNCG
Tiffany Hamm, Western Carolina

2003-04 (Media)

First Team

Katasha Brown, Chattanooga
Katie Galloway, Chattanooga
Tiffani Mayes, ETSU
Deshara Shealey, Furman
Tiffany Hamm, Western Carolina

Second Team

Tiffani Roberson, Chattanooga
Holly Andrews, Elon
Courtney Nyborg, Elon

Jacinda Lambert, UNCG
Jennifer Gardner, Western Carolina

2004-05 (Coaches)

Patrice Bryant, College of Charleston
Katasha Brown, Chattanooga
Nicole Mattison, Chattanooga
Tiffani Roberson, Chattanooga
Katie Hamilton, Davidson
B.J. Banjo, ETSU
Tiffani Mayes, ETSU
Jen Nadalin, Furman
Tommi Paris, Furman
Jennifer Gardner, Western Carolina

2004-05 (Media)

First Team

Katasha Brown, Chattanooga
Katie Hamilton, Davidson
Tiffani Mayes, ETSU
Jen Nadalin, Furman
Jennifer Gardner, Western Carolina

Second Team

Patrice Bryant, College of Charleston
Nicole Mattison, Chattanooga
Tiffani Roberson, Chattanooga
B.J. Banjo, ETSU
Tommi Paris, Furman

2005-06 (Coaches)

Kiki Conyers, Appalachian State
Katasha Brown, Chattanooga
Tiffani Roberson, Chattanooga
Nicole Mattison, Chattanooga
Alex Anderson, Chattanooga
Jessica Mitchell, Davidson
Janell Crayton, Davidson
Kitari McMoore, Elon
Nicole Newton, Georgia Southern
Kristen Boone, UNCG

2005-06 (Media)

First Team

Katasha Brown, Chattanooga
Tiffani Roberson, Chattanooga
Kitara McMoore, Elon
Nicole Newton, Georgia Southern
Kristen Boone, UNCG

Second Team

Nicole Mattison, Chattanooga
Alex Anderson, Chattanooga
Jessica Mitchell, Davidson
Janell Crayton, Davidson
Lauren Powell, Western Carolina

2006-07 (Coaches)

Whitney Tossie, Appalachian State
Alex Anderson, Chattanooga
Laura Hall, Chattanooga
Katie Hamilton, Davidson
Tiffany Brown, Georgia Southern
Kristen Boone, UNCG
Jasmine Byrd, UNCG
Monique Dawson, Western Carolina
Chevon Keith, Western Carolina
Lauren Powell, Western Carolina

2006-07 (Media)

First Team

Whitney Tossie, Appalachian State
Alex Anderson, Chattanooga
Kristen Boone, UNCG
Monique Dawson, Western Carolina
Chevon Keith, Western Carolina

Second Team

Katie Hamilton, Davidson
Tia Washington, Davidson
Tiffany Brown, Georgia Southern
Jasmine Byrd, UNCG
Lauren Powell, Western Carolina

2007-08 (Coaches)

Whitney Tossie, Appalachian State
Alex Anderson, Chattanooga

Brooke Hand, Chattanooga
Shanara Hollinquest, Chattanooga
Mercedes Robinson, Davidson
Tierra Bumbrey, Elon
Shawnda Atwood, Georgia Southern
Tiffany Brown, Georgia Southern
Monique Dawson, Western Carolina
Chevon Keith, Western Carolina

2007-08 (Media)

First Team

Whitney Tossie, Appalachian State
Alex Anderson, Chattanooga
Mercedes Robinson, Davidson
Tierra Bumbrey, Elon
Chevon Keith, Western Carolina

Second Team

Jill Furstenburg, College of Charleston
Shanara Hollinquest, Chattanooga
Shawnda Atwood, Georgia Southern
Tiffany Brown, Georgia Southern
Monique Dawson, Western Carolina

2008-09 (Coaches)

Tonia Gerty, College of Charleston
Jade Hughes, College of Charleston
Shanara Hollinquest, Chattanooga
Erin Ogan, Chattanooga
Jenaya Wade-Fray, Chattanooga
Mercedes Robinson, Davidson
Lee Stephens, Furman
Savannah Hill, Samford
Emily London, Samford
Brooke Johnson, Western Carolina

2008-09 (Media)

First Team

Jade Hughes, College of Charleston
Shanara Hollinquest, Chattanooga
Mercedes Robinson, Davidson
Lee Stephens, Furman
Emily London, Samford

Second Team

Brittany Mixon, Appalachian State
Tonia Gerty, College of Charleston
Erin Ogan, Chattanooga
Savannah Hill, Samford
Brooke Johnson, Western Carolina

2009-10 (Coaches)

Sam Ramirez, Appalachian State
Tonia Gerty, College of Charleston
Shanara Hollinquest, Chattanooga
Jenaya Wade-Fray, Chattanooga
Alex Thompson, Davidson
Ali Ford, Elon
Lee Stephens, Furman
Savannah Hill, Samford
Emily London, Samford
Emily Clarke, Western Carolina

2009-10 (Media)

First Team

Tonia Gerty, College of Charleston
Shanara Hollinquest, Chattanooga
Jenaya Wade-Fray, Chattanooga
Ali Ford, Elon
Emily London, Samford

Second Team

Ashlen Dewart, Appalachian State
Anna Freeman, Appalachian State
Sam Ramirez, Appalachian State
Alex Thompson, Davidson
Savannah Hill, Samford

2010-11 (Coaches)

Sam Ramirez, Appalachian State
Ashlen Dewart, Appalachian State
Anna Freeman, Appalachian State
Whitney Hood, Chattanooga
Kayla Christopher, Chattanooga
Sophia Aleksandravicius, Davidson
Ali Ford, Elon
Monique Floyd, UNCG

Savannah Hill, Samford
Emily London, Samford

2010-11 (Media)

First Team

Ashlen Dewart, Appalachian State
Sam Ramirez, Appalachian State
Whitney Hood, Chattanooga
Sophia Aleksandravicius, Davidson
Emily London, Samford

Second Team

Anna Freeman, Appalachian State
Kelsey Evans, Elon
Ali Ford, Elon
Monique Floyd, UNCG
Savannah Hill, Samford

2011-12 (Coaches)

Anna Freeman, Appalachian State
Courtney Freeman, Appalachian State
Sophia Aleksandravicius, Davidson
Laura Murray, Davidson
Ali Ford, Elon
Paige Anderson, Samford
Whitney Hood, Chattanooga
Kayla Christopher, Chattanooga
Taylor Hall, Chattanooga
Kaila'Shea Menendez, Western Carolina

2011-12 (Media)

First Team

Anna Freeman, Appalachian State
Sophia Aleksandravicius, Davidson
Laura Murray, Davidson
Ali Ford, Elon
Whitney Hood, Chattanooga

Second Team

Courtney Freeman, Appalachian State
Kelsey Evans, Elon
Raegan Thompson, Furman
Paige Anderson, Samford
Kaila'Shea Menendez, Western Carolina

2012-13 (Coaches)

Anna Freeman, Appalachian State
Maryah Sydnor, Appalachian State
Sophia Aleksandravicius, Davidson
Laura Murray, Davidson
Ali Ford, Elon
Kelsey Evans, Elon
Jazmine Martin, Samford
Ashlen Dewart, Chattanooga
Kayla Christopher, Chattanooga
Taylor Hall, Chattanooga

2012-13 (Media)

First Team

Anna Freeman, Appalachian State
Sophia Aleksandravicius, Davidson
Ali Ford, Elon
Kayla Christopher, Chattanooga
Ashlen Dewart

Second Team

Maryah Sydnor, Appalachian State
Laura Murray, Davidson
Kelsey Evans, Elon
Jazmine Martin, Samford
Daniella Motley, Wofford

2013-14 (Coaches)

Maryah Sydnor, Appalachian State
Dakota Dukes, Davidson
Laura Murray, Davidson
Kelsey Harris, Elon
Brittany Hodges, Furman
Holli Wilkins, Furman
Anna Claire Knight, Georgia Southern
Alex Black, Chattanooga
Ashlen Dewart, Chattanooga
Taylor Hall, Chattanooga

2013-14 (Media)

First Team

Maryah Sydnor, Appalachian State

Laura Murray, Davidson
Brittany Hodges, Furman
Holli Wilkins, Furman
Taylor Hall, Chattanooga

Second Team

Dakota Dukes, Davidson
Hannah Early, Davidson
Kelsey Harris, Elon
Anna Claire Knight, Georgia Southern
Ashlen Dewart, Chattanooga

2014-15 (Coaches)

First Team

Whitney Bunn, Furman
Brittany Hodges, Furman
Precious Bridges, Mercer
Chelsey Shumpert, Chattanooga
Jasmine Joyner, Chattanooga

Second Team

Serena Clark, ETSU
Destiny Mitchell, ETSU
Hannah Nichols, Samford
Taylor Reece, Samford
Justin Taylor, Western Carolina

2014-15 (Media)

First Team

Whitney Bunn, Furman
Brittany Hodges, Furman
Precious Bridges, Mercer
Jasmine Joyner, Chattanooga
Chelsey Shumpert, Chattanooga

Second Team

Shamauria Bridges, ETSU
Serena Clark, ETSU
Lucy Mason, UNCG
Hannah Nichols, Samford
Justin Taylor, Western Carolina

2015-16 (Coaches)

First Team

Tianna Tarter, ETSU
Whitney Bunn, Furman
Kahlia Lawrence, Mercer
Lucy Mason, UNCG
Jasmine Joyner, Chattanooga

Second Team

Shamauria Bridges, ETSU
Holli Wilkins, Furman
Destiney Elliott, Samford
Queen Alford, Chattanooga
Keiana Gilbert, Chattanooga

2015-16 (Media)

First Team

Tianna Tarter, ETSU
Whitney Bunn, Furman
Kahlia Lawrence, Mercer
Lucy Mason, UNCG
Jasmine Joyner, Chattanooga

Second Team

Shamauria Bridges, ETSU
Holli Wilkins, Furman
Taylor Reece, Samford
Queen Alford, Chattanooga
Keiana Gilbert, Chattanooga
Alicia Payne, Chattanooga

2016-17 (Coaches)

First Team

Tianna Tarter, ETSU
Whitney Bunn, Furman
Kahlia Lawrence, Mercer
Sydni Means, Mercer
Jasmine Joyner, Chattanooga

Second Team

Shamauria Bridges, ETSU
Cierra Carter, Furman
Nadine Soliman, UNCG
Hannah Nichols, Samford
Chelsey Shumpert, Chattanooga

ALL-CONFERENCE TEAMS



Chloe Wanink, Wofford

**2016-17 (Media)
First Team**

Shamauria Bridges, ETSU
Tianna Tarter, ETSU
Whitney Bunn, Furman
Kahlia Lawrence, Mercer
Jasmine Joyner, Chattanooga

Second Team

Sydni Means, Mercer
Nadine Soliman, UNCG
Hannah Nichols, Samford
Chelsey Shumpert, Chattanooga
Chloe Wanink, Wofford

**2017-18 (Coaches)
First Team**

Tianna Tarter, ETSU
KeKe Calloway, Mercer
Kahlia Lawrence, Mercer
Sydni Means, Mercer
Keiana Gilbert, Chattanooga

Second Team

Erica Haynes-Overton, ETSU
Cierra Carter, Furman
Ije Ajemba, UNCG
Nadine Soliman, UNCG
Da'Ja Green, Wofford

Third Team

Le'Jzae Davidon, Furman
Celena Taborn, Furman
Hannah Nichols, Samford
Lakelyn Bouldin, Chattanooga
Aryanna Gilbert, Chattanooga

**2017-18 (Media)
First Team**

Erica Haynes-Overton, ETSU
KeKe Calloway, Mercer
Amanda Thompson, Mercer
Nadine Soliman, UNCG
Chloe Wanink, Wofford

Second Team

Le'Jzae Davidson, Furman
Celena Taborn, Furman
Shannon Titus, Mercer
Lakelyn Bouldin, Chattanooga
Te'ja Twitty, UNCG
Da'Ja Green, Wofford

**2018-19 (Coaches)
First Team**

Erica Haynes-Overton, ETSU
KeKe Calloway, Mercer
Amanda Thompson, Mercer
Nadine Soliman, UNCG
Chloe Wanink, Wofford

Second Team

Le'Jzae Davidson, Furman
Celena Taborn, Furman
Shannon Titus, Mercer
Lakelyn Bouldin, Chattanooga
Te'ja Twitty, UNCG
Da'Ja Green, Wofford

All-Defensive Team

Erica Haynes-Overton, ETSU
Kaitlyn Duncan, Furman
Shannon Titus, Mercer
Arianne Whitaker, Chattanooga
Cairo Booker, Wofford

**2018-19 (Media)
First Team**

Le'Jzae Davidson, Furman
KeKe Calloway, Mercer
Amanda Thompson, Mercer
Nadine Soliman, UNCG
Chloe Wanink, Wofford

Second Team

Erica Haynes-Overton, ETSU
Celena Taborn, Furman
Shannon Titus, Mercer
Lakelyn Bouldin, Chattanooga
Te'ja Twitty, UNCG

Third Team

Micah Scheetz, ETSU
Natalie Armstrong, Samford
Jewel Smalls, Western Carolina
Cairo Booker, Wofford
Da'Ja Green, Wofford

**2019-20 (Coaches)
First Team**

Jaron Dougherty, Mercer
Nadine Soliman, UNCG
Natalie Armstrong, Samford
Sarah Myers, Samford
Chloe Wanink, Wofford

Second Team

Le'Jzae Davidson, Furman
Tierra Hodges, Furman
Shannon Titus, Mercer
Te'ja Twitty, UNCG
Da'Ja Green, Wofford

All-Defensive Team

Tijuana Kimbro, ETSU
Shannon Titus, Mercer
Shauntai Battle, Samford
NaKeia Burks, Chattanooga
Cairo Booker, Wofford

**2019-20 (Media)
First Team**

Tierra Hodges, Furman
Nadine Soliman, UNCG

Natalie Armstrong, Samford
Sarah Myers, Samford
Chloe Wanink, Wofford

Second Team

Micah Scheetz, ETSU
Le'Jzae Davidson, Furman
Shannon Titus, Mercer
Jaron Dougherty, Mercer
Te'ja Twitty, UNCG

Third Team

Charity Brown, Samford
Lakelyn Bouldin, Chattanooga
Bria Dial, Chattanooga
Jewel Smalls, Western Carolina
Da'Ja Green, Wofford

**2020-21 (Coaches)
First Team**

Tierra Hodges, Furman
Jaron Dougherty, Mercer
Shannon Titus, Mercer
Natalie Armstrong, Samford
Andrea Cournoyer, Samford

Second Team

Jada Lewis, Mercer
Annie Ramil, Samford
Abbey Cornelius, Chattanooga
Ebony Williams, Chattanooga
Lilly Hatton, Wofford

All-Defensive Team

Shannon Titus, Mercer
CeCe Crudup, UNCG
Andrea Cournoyer, Samford
Abbey Cornelius, Chattanooga
Ebony Williams, Chattanooga

**2020-21 (Media)
First Team**

Tierra Hodges, Furman
Jaron Dougherty, Mercer
Shannon Titus, Mercer
Natalie Armstrong, Samford
Andrea Cournoyer, Samford

Second Team

Amoria Neal-Tysor, Mercer
Annie Ramil, Samford
Abbey Cornelius, Chattanooga
Ebony Williams, Chattanooga
Lilly Hatton, Wofford

Third Team

Jada Lewis, Mercer
CeCe Crudup, UNCG
Bria Dial, Chattanooga
Nadia Marshall, Western Carolina
Jamari McDavid, Wofford

Four-time all-conference selections

Only five players in Southern Conference history have been named to the all-conference team four times in a career: DeShawne Blocker, ETSU; Rushia Brown, Furman; Ali Ford, Elon; Regina Kirk, Chattanooga; and Valorie Whiteside, Appalachian State.



DeShawne Blocker
ETSU
1991-95



Rushia Brown
Furman
1989-94



Ali Ford
Elon
2009-13



Regina Kirk
Chattanooga
1984-88



Valorie Whiteside
Appalachian State
1984-88



Tonia Gerty was an all-freshman pick for College of Charleston in 2007-08.

#SoConHoops

2000-01

Miranda Warfield, Chattanooga
Kim Lawrence, Furman
Shawnica Hill, Georgia Southern
Tiffany Hamm, Western Carolina
Natalie Walsh, Wofford

2001-02

Joanie White, Appalachian State
Ashley Reed, ETSU
Monica Pope, Furman
Amanda Eaton, UNCG
Ki-Ki Glass, Western Carolina

2002-03

KiKi Conyers, Appalachian State
Katasha Brown, Chattanooga
Tiffani Roberson, Chattanooga
Kala Greene, Western Carolina
Nakia Mister, Wofford

2003-04

Crystal Barriner, Appalachian State
Katie Hamilton, Davidson
Brooke Wilhoit, ETSU
Jasmine Byrd, UNCG
Erin May, Western Carolina

2004-05

Laura Hall, Chattanooga
Brooke Hand, Chattanooga
Danielle Hemerka, Davidson
Chrissy Phelps, Furman
Kristen Boone, UNCG

2005-06

Greteya Kelley, Appalachian State
Jade Hughes, College of Charleston
Kelly Gassie, Davidson
Ashley Melson, Georgia Southern
Lauren Powell, Western Carolina

2006-07

GiGi Thomas, Appalachian State
Jenaya Wade-Fray, Chattanooga
Tiffany Davis, Elon
Carolyn Whitney, Georgia Southern
Heather Swayne, Western Carolina

2007-08

Sam Ramirez, Appalachian State
Tonia Gerty, College of Charleston
Monique Floyd, UNCG
Emily Clarke, Western Carolina

Mahogany Williams, Wofford

**2007-08
Media**

Emily Clarke, Western Carolina
Tonia Gerty, College of Charleston
Frances Hernandez, Appalachian State
Sam Ramirez, Appalachian State
Mahogany Williams, Wofford

**2008-09
Coaches**

Canesha Edwards, Appalachian State
Sade Means, Appalachian State
Tiara Gause, Elon
Courtney Medley, Elon
Kaila'Shea Menendez, Western Carolina

**2009-10
Coaches**

Ashlen Dewart, Appalachian State
Anna Freeman, Appalachian State
Kayla Christopher, Chattanooga
Sophia Aleksandravicius, Davidson
Ali Ford, Elon

**2010-11
Coaches**

Janae Smith, College of Charleston
Laura Murray, Davidson
MiMi DuBose, Georgia Southern
Janae' Stevenson, UNCG
Rena Wakama, Western Carolina

**2010-11
Media**

Janae Smith, College of Charleston
Laura Murray, Davidson
MiMi DuBose, Georgia Southern
Janae' Stevenson, UNCG
Shelby Campbell, Samford

**2011-12
Coaches**

Maryah Sydnor, Appalachian State
Sam Coffey, Elon
Brittany Hodges, Furman
Taylor Reece, Samford
Ali Lane, Western Carolina

**2011-12
Media**

Maryah Sydnor, Appalachian State
Sam Coffey, Elon
Brittany Hodges, Furman

Anna Claire Knight, Georgia Southern
Taylor Reece, Samford

**2012-13
Coaches**

Dakota Dukes, Davidson
Holli Wilkins, Furman
Lucy Mason, UNCG
Tatianna Jackson, Chattanooga
Lindsay Simpson, Western Carolina

**2012-13
Media**

Dakota Dukes, Davidson
Holli Wilkins, Furman
Lucy Mason, UNCG
Tatianna Jackson, Chattanooga
Lindsay Simpson, Western Carolina

**2013-14
Coaches**

Lauren Brown, Elon
Jennifer Rhodes, Elon
Whitney Bunn, Furman
Hannah Nichols, Samford
Chelsey Shumpert, Chattanooga

**2013-14
Media**

Lauren Brown, Elon
Jennifer Rhodes, Elon
Whitney Bunn, Furman
Hannah Nichols, Samford
Chelsey Shumpert, Chattanooga

**2014-15
Coaches**

Tianna Tarter, ETSU
Cierra Carter, Furman
Kahlia Lawrence, Mercer
Destiney Elliott, Samford
Keiana Gilbert, Chattanooga

**2014-15
Media**

Tianna Tarter, ETSU
Cierra Carter, Furman
Kahlia Lawrence, Mercer
Destiney Elliott, Samford
Keiana Gilbert, Chattanooga

**2015-16
Coaches**

Raven Dean, ETSU
Kaitlyn Duncan, Furman
KeKe Calloway, Mercer
Linnea Rosendal, Mercer
Raziyah Farrington, Western Carolina

**2015-16
Media**

Raven Dean, ETSU
Kaitlyn Duncan, Furman
KeKe Calloway, Mercer
Linnea Rosendal, Mercer
Raziyah Farrington, Western Carolina
Chloe Wanink, Wofford

**2016-17
Coaches**

Le'Jzae Davidson, Furman
Nadine Soliman, UNCG
Te'ja Twitty, UNCG
Katie Allen, Samford
Lakelyn Bouldin, Chattanooga

**2016-17
Media**

Le'Jzae Davidson, Furman
Nadine Soliman, UNCG
Te'ja Twitty, UNCG
Samantha Fitzgerald, Samford
Lakelyn Bouldin, Chattanooga

**2017-18
Coaches**

Erica Haynes-Overton, ETSU

Celena Taborn, Furman
Bria Dial, Chattanooga
Da'Ja Green, Wofford
Jamari McDavid, Wofford

**2017-18
Media**

Erica Haynes-Overton, ETSU
Celena Taborn, Furman
Makaila Woolard, Samford
Da'Ja Green, Wofford
Jamari McDavid, Wofford

**2018-19
Coaches**

Kaia Upton, ETSU
Milica Manojlovic, Furman
Ebony Williams, Chattanooga
Jewel Smalls, Western Carolina
Niyah Lutz, Wofford

**2018-19
Media**

Kaia Upton, ETSU
Milica Manojlovic, Furman
Ebony Williams, Chattanooga
Jewel Smalls, Western Carolina
Jackie Carman, Wofford

**2019-20
Coaches**

Lindsey Taylor, Furman
Jill Harris, Mercer
Dena Jarrells, Chattanooga
Andrea Martin Ruiz, Western Carolina
Alyssa Walker, Western Carolina
Lilly Hatton, Wofford

**2019-20
Media**

Lindsey Taylor, Furman
Jill Harris, Mercer
Dena Jarrells, Chattanooga
Andrea Martin Ruiz, Western Carolina
Lilly Hatton, Wofford

**2020-21
Coaches**

Carly Hooks, ETSU
Sydney James, Furman
Tate Walters, Furman
Khalis Cain, UNCG
Zanoria Cruz, Western Carolina

**2020-21
Media**

Jakhyia Davis, ETSU
Carly Hooks, ETSU
Sydney James, Furman
Khalis Cain, UNCG
Zanoria Cruz, Western Carolina

PLAYER OF THE WEEK



1988-89

- Nov. 28 Shirley Shannon, Western Carolina
- Dec. 5 Lea Ann Parsley, Marshall
- Dec. 12 Marcheta Winton, Chattanooga
- Dec. 19 Beth Laney, Appalachian State
- Jan. 6 Beth Laney, Appalachian State
- Jan. 13 Marcheta Winton, Chattanooga
- Jan. 20 Kim Johnson, Appalachian State
- Jan. 27 Jenny Leavitt, Marshall
- Feb. 6 Jenny Leavitt, Marshall
- Feb. 13 Kim Johnson, Appalachian State
- Feb. 20 Nicole Hopson, ETSU
- Feb. 27 Beth Laney, Appalachian State

1989-90

- Nov. 27 Julie Copeland, Chattanooga
- Dec. 4 Lea Ann Parsley, Marshall
- Dec. 11 Rushia Brown, Furman
- Dec. 18 Rushia Brown, Furman
- Jan. 1 Janice Rhynehardt, Furman
- Jan. 8 Shannon Thomas, Appalachian State
- Jan. 15 Julie Copeland, Chattanooga
- Jan. 22 Sheila Johnson, Marshall
- Jan. 29 Glenda Cunningham, Appalachian State
- Feb. 5 Nicole Hopson, ETSU
- Feb. 12 Glenda Cunningham, Appalachian State
- Feb. 19 Nicole Hopson, ETSU
- Feb. 26 Kim Brown, Chattanooga

1990-91

- Nov. 26 Shannon Thomas, Appalachian State
- Dec. 3 Nicole Hopson, ETSU
- Dec. 10 Shannon Thomas, Appalachian State
- Dec. 17 Karen Gruca, Appalachian State
- Jan. 7 Nicole Hopson, ETSU
- Jan. 14 Natalie Cleckley, Furman
- Jan. 21 Natalie Cleckley, Furman
- Jan. 28 Nicole Hopson, ETSU
- Feb. 4 Natalie Cleckley, Furman
- Feb. 11 Mae Louallen, ETSU
- Feb. 18 Nicole Hopson, ETSU
- Feb. 25 Natalie Cleckley, Furman

1991-92

- Nov. 9 Shelly Carroll, Chattanooga
- Nov. 16 Kim Kraft, Marshall
- Nov. 23 Lori Lyons, Western Carolina
- Jan. 6 Tracy Krueger, Marshall
- Jan. 13 Rushia Brown, Furman
- Jan. 20 Shannon Thomas, Appalachian State
- Jan. 27 Regina Brown, Western Carolina
- Feb. 3 Rushia Brown, Furman
- Feb. 10 Tracy Krueger, Marshall
- Feb. 17 DeShawne Blocker, ETSU
- Feb. 24 Mitzi Story, Appalachian State

1992-93

- Nov. 30 Lori Lyons, Western Carolina
- Dec. 7 Kim Brown, Chattanooga
- Dec. 14 Angie Crosby, Appalachian State
- Dec. 21 Jennifer Seaton, ETSU
- Jan. 4 Kim Brown, Chattanooga
- Jan. 11 Tracy Krueger, Marshall
- Jan. 18 DeShawne Blocker, ETSU
- Jan. 25 Lori Lyons, Western Carolina
- Feb. 1 Tracy Krueger, Marshall
- Feb. 8 DeShawne Blocker, ETSU
- Feb. 15 Tracy Krueger, Marshall
- Feb. 22 Angie Crosby, Appalachian State
- March 1 Jennifer Jones, Furman

1993-94

- Nov. 29 Angela Crosby, Appalachian State
- Dec. 6 DeShawne Blocker, ETSU
- Dec. 13 Angela Rowe, Western Carolina
- Dec. 20 Angela Crosby, Appalachian State
- Jan. 3 DeShawne Blocker, ETSU
- Jan. 10 Andrea Autrey, Georgia Southern
- Jan. 17 DeShawne Blocker, ETSU
- Jan. 24 Karen Stanley, Furman
- Jan. 31 Karen Stanley, Furman
- Feb. 7 Angela Crosby, Appalachian State
- Feb. 14 Tonya Sharpe, Davidson
- Feb. 21 Angela Crosby, Appalachian State
- Feb. 28 Janice Johnson, Georgia Southern

1994-95

- Dec. 5 DeShawne Blocker, ETSU
- Dec. 12 Natal Rosko, Marshall
- Dec. 19 Carolyn Kirsch, Davidson
- Jan. 2 Kristi Creamer, Furman
- Jan. 9 Amy Engle, ETSU
- Jan. 16 Justina McClellan, ETSU
- Jan. 23 DeShawne Blocker, ETSU
- Jan. 30 Karolina Karlqvist, Appalachian State
- Feb. 6 Karen Stanley, Furman
- Feb. 13 Karen Mason, Western Carolina
- Feb. 20 Andrea Autrey, Georgia Southern
- Feb. 27 Andrea Autrey, Georgia Southern

1995-96

- Nov. 27 Amy Engle, ETSU
- Dec. 4 Rachel Glass, ETSU
- Dec. 11 Telly Hall, Georgia Southern
- Dec. 18 Meredith Thompson, Appalachian State
- Jan. 8 Telly Hall, Georgia Southern
- Jan. 15 Karen Mason, Western Carolina
- Jan. 22 Marysue James, Georgia Southern
- Jan. 29 Andrea Hinton, Appalachian State
- Feb. 5 Kristina Behnfeldt, Marshall
- Feb. 12 Amy Engle, ETSU
- Feb. 19 Melissa Davis, Appalachian State
- Feb. 26 Cindy McCauley, Marshall

1996-97

- Dec. 2 Karen Mason, Western Carolina
- Dec. 9 Willow Russell, Western Carolina
- Dec. 16 Rachel Glass, ETSU
- Jan. 6 Kristina Behnfeldt, Marshall
- Jan. 13 Carlise Oglesby, Chattanooga
- Jan. 20 Carolyn Kirsch, Davidson
- Jan. 27 Telly Hall, Georgia Southern
- Feb. 3 Tarsha Askew, Georgia Southern
- Feb. 10 Meredith Thompson, Appalachian State
- Feb. 17 Angie Fickes, ETSU
- Feb. 24 Carlise Oglesby, Chattanooga
- March 3 Carlise Oglesby, Chattanooga

1997-98

- Dec. 8 Sharon Mitchell, Georgia Southern
- Dec. 15 Jennifer O'Brien, Davidson
- Dec. 22 Sharon Mitchell, Georgia Southern
- Jan. 5 Jackie Smith, Furman
- Jan. 12 Heidi White, Furman
- Jan. 19 Sharon Mitchell, Georgia Southern
- Jan. 26 Biz Brediger, UNCG
- Feb. 2 Beth Schoofield, Appalachian State
- Feb. 9 Jackie Smith, Furman
- Feb. 16 Jackie Smith, Furman
- Feb. 23 Biz Brediger, UNCG
- March 2 Jackie Smith, Furman

1998-99

- Jan. 14 Melinda Goodson, UNCG
- Dec. 21 Jamie Brown, Davidson
- Jan. 4 Jenny Nett, Wofford
- Jan. 11 Jackie Smith, Furman
- Jan. 18 Sharon Mitchell, Georgia Southern
- Jan. 25 Angie Fickes, ETSU
- Feb. 1 Jackie Smith, Furman
- Feb. 8 Jackie Smith, Furman
- Feb. 15 Sharon Mitchell, Georgia Southern
- Feb. 22 Katy Kamp, Davidson

1999-00

- Dec. 6 Damita Bullock, Chattanooga
- Dec. 13 Jennifer O'Brien, Davidson
- Dec. 20 Melinda Goodson, UNCG
- Jan. 3 Jackie Smith, Furman
- Jan. 10 Jennifer O'Brien, Davidson
- Jan. 17 Erica Babb, ETSU
- Jan. 24 Jackie Smith, Furman
- Jan. 31 Jackie Smith, Furman
- Feb. 7 Erica Babb, ETSU
- Feb. 14 Erin Thurman, ETSU
- Feb. 21 Tishay Lewis, Chattanooga
- Feb. 28 Brianne Dodgen, UNCG
- Feb. 28 Jackie Smith, Furman

2000-01

- Nov. 27 Tara Charles, Furman
- Dec. 4 Laura Echols, Western Carolina
- Dec. 11 Chris Forman, ETSU

- Dec. 18 Nneka Irons, Chattanooga
- Jan. 1 Becky Wollenberg, Charleston
- Jan. 8 Erin Thurman, ETSU
- Jan. 15 Heather Dykes, Chattanooga
- Jan. 22 Laura Echols, Western Carolina
- Jan. 29 Alie Rousseau, Georgia Southern
- Feb. 5 Brittney Scarberry, Charleston
- Feb. 12 Damita Bullock, Chattanooga
- Feb. 19 Tiffany Hamm, Western Carolina
- Feb. 26 Miranda Warfield, Chattanooga

2001-02

- Dec. 3 Jenny Nett, Wofford
- Dec. 10 Laura Echols, Western Carolina
- Dec. 17 Jenny Nett, Wofford
- Dec. 24 Alie Rousseau, Georgia Southern
- Jan. 7 Bethany Schott, Davidson
- Jan. 14 Orion Wake, Furman
- Jan. 21 Danna Simpson, Georgia Southern
- Samika Foster, UNCG
- Jan. 28 Meghan Bryant, Davidson
- Feb. 4 Aisha Bryant, Appalachian State
- Feb. 11 Becky Wollenberg, College of Charleston
- Feb. 18 Jenny Nett, Wofford
- Feb. 25 Jennifer Gardner, Western Carolina

2002-03

- Dec. 2 Tiffany Hamm, Western Carolina
- Dec. 9 Bethany Schott, Davidson
- Dec. 16 Amanda Eaton, UNCG
- Dec. 23 Wilma Simpson, College of Charleston
- Jan. 6 Shawnica Hill, Georgia Southern
- Jan. 13 Lindsey Reed, UNCG
- Tiffani Johnson, Appalachian State
- Jan. 20 Emily Callahan, Davidson
- Jan. 27 Kiya Verdell, ETSU
- Feb. 3 Tiffany Patton, Chattanooga
- Feb. 10 Jessica Everett, Georgia Southern
- Feb. 17 Nicole Murray, UNCG
- Feb. 24 Ricaye Harris, Wofford
- March 3 Tiffany Hamm, Western Carolina

2003-04

- Dec. 1 Tiffany Hamm, Western Carolina
- Dec. 8 Katasha Brown, Chattanooga
- Dec. 15 Katasha Brown, Chattanooga
- Dec. 22 Tiffani Mayes, ETSU
- Jan. 5 Holly Andrews, Elon
- Jan. 12 Aisha Bryant, Appalachian State
- Jan. 19 Katie Hamilton, Davidson



Wofford's Jenny Nett earned four player-of-the-week awards during her career.

Jan. 26 Tiffani Mayes, ETSU
 Feb. 2 Jennifer Gardner, Western Carolina
 Feb. 9 Jessica Williams, Elon
 Feb. 16 Tiffany Hamm, Western Carolina
 Feb. 23 Jennifer Gardner, Western Carolina
 March 1 Katie Hamilton, Davidson

2004-05

Dec. 6 Katie Hamilton, Davidson
 Dec. 13 Jen Nadalin, Furman
 Dec. 20 Jennifer Gardner, Western Carolina
 Jan. 3 Nicole Newton, Georgia Southern
 Jan. 10 Tiffani Mayes, ETSU
 Jan. 17 Patrice Bryant, College of Charleston
 Jan. 24 Jennifer Gardner, Western Carolina
 Jan. 31 Jennifer Gardner, Western Carolina
 Feb. 7 Jen Nadalin, Furman
 Feb. 14 Patrice Bryant, College of Charleston
 Feb. 21 Tiffani Mayes, ETSU
 Feb. 28 Lindsey Smith, Appalachian State

2005-06

Nov. 29 Kitara McMoore, Elon
 Dec. 6 Alex Anderson, Chattanooga
 Dec. 13 Brooke Hand, Chattanooga
 Dec. 20 Alex Anderson, Chattanooga
 Jan. 2 Kitara McMoore, Elon
 Jan. 9 Katasha Brown, Chattanooga
 Jan. 16 Kitara McMoore, Elon
 Jan. 23 Brynn Kelly, Davidson
 Jan. 30 Nicole Newton, Georgia Southern
 Feb. 6 Katasha Brown, Chattanooga
 Feb. 13 Kemea Brooks, UNCG
 Feb. 20 Alex Anderson, Chattanooga
 Feb. 27 Nicole Newton, Georgia Southern

2006-07

Nov. 21 Alex Anderson, Chattanooga
 Nov. 28 Jasmine Byrd, UNCG
 Dec. 5 Whitney Tossie, Appalachian State
 Dec. 12 Jessica Mitchell, Davidson
 Dec. 19 Alex Anderson, Chattanooga
 Jan. 2 Alex Anderson, Chattanooga
 Jan. 9 Alex Anderson, Chattanooga
 Kristen Boone, UNCG
 Jan. 16 Monique Dawson, Western Carolina
 Jan. 23 Maria Grimes, Appalachian State
 Jan. 30 Alex Anderson, Chattanooga
 Feb. 6 Alex Anderson, Chattanooga
 Feb. 13 Chevon Keith, Western Carolina
 Feb. 20 Jennifer Weurding, Wofford

2007-08

Nov. 20 Alex Anderson, Chattanooga
 Nov. 27 Kelsi Koenig, Wofford
 Dec. 4 Brooke Johnson, Western Carolina
 Dec. 11 Ashley Pellom, Western Carolina
 Dec. 18 Alex Anderson, Chattanooga
 Jan. 2 Alex Anderson, Chattanooga
 Jan. 8 Alex Anderson, Chattanooga
 Jan. 15 Jill Furstenburg, College of Charleston
 Jan. 22 Alex Anderson, Chattanooga
 Jan. 29 GiGi Thomas, Appalachian State
 Feb. 5 Alex Anderson, Chattanooga
 Feb. 12 Tierra Bumbrey, Elon
 Ashley Pellom, Western Carolina
 Feb. 19 Mercedes Robinson, Davidson
 Feb. 26 Shanara Hollinquest, Chattanooga
 March 3 Mercedes Robinson, Davidson

2008-09

Nov. 18 Lee Stephens, Furman
 Nov. 25 Melissa Liebschwager, Furman
 Dec. 2 Shanara Hollinquest, Chattanooga
 Dec. 9 Alex Thompson, Davidson
 Dec. 16 Mercedes Robinson, Davidson
 Dec. 23 Shanara Hollinquest, Chattanooga
 Jan. 6 Mercedes Robinson, Davidson
 Jan. 13 Jade Hughes, College of Charleston
 Jan. 20 Shanara Hollinquest, Chattanooga
 Jan. 27 Frances Hernandez, Appalachian State
 Feb. 3 Shanara Hollinquest, Chattanooga
 Feb. 10 Emily London, Samford
 Feb. 17 Emily London, Samford
 Feb. 24 Monique Floyd, UNCG
 March 2 Brittney Spencer, Appalachian State

2009-10

Nov. 17 Savannah Hill, Samford
 Nov. 24 Deidra Jones, College of Charleston
 Dec. 1 Shanara Hollinquest, Chattanooga
 Dec. 8 J'Lisia Ogburn, Georgia Southern
 Dec. 15 Jenaya Wade-Fray, Chattanooga
 Dec. 22 Ashlen Dewart, Appalachian State
 Jan. 5 Shanara Hollinquest, Chattanooga
 Jan. 12 Emily London, Samford
 Jan. 19 Shanara Hollinquest, Chattanooga
 Jan. 26 Jenaya Wade-Fray, Chattanooga
 Feb. 2 Michelle Davis, Chattanooga
 Feb. 9 Sam Ramirez, Appalachian State
 Feb. 16 Monica Maxwell, Samford
 Feb. 23 Savannah Hill, Samford
 March 2 Amanda Leigh, UNCG

2010-11

Nov. 16 Sam Ramirez, Appalachian State
 Nov. 23 Ashlen Dewart, Appalachian State
 Nov. 30 Whitney Hood, Chattanooga
 Dec. 7 Sophia Aleksandravicius, Davidson
 Dec. 14 Emily London, Samford
 Dec. 21 Monique Floyd, UNCG
 Jan. 4 Whitney Hood, Chattanooga
 Jan. 11 Sam Ramirez, Appalachian State
 Jan. 18 Ashlen Dewart, Appalachian State
 Jan. 25 Sam Ramirez, Appalachian State
 Feb. 1 Kelsey Evans, Elon
 Feb. 8 Meredyth Frye, Georgia Southern
 Feb. 15 Amanda Leigh, UNCG
 Feb. 22 Emily London, Samford
 March 1 Whitney Hood, Chattanooga

2011-12

Nov. 15 Lashanna Booker, Furman
 Nov. 23 Anna Freeman, Appalachian State
 Nov. 29 Paige Anderson, Samford
 Dec. 6 Anna Freeman, Appalachian State
 Dec. 13 Paige Anderson, Samford
 Dec. 20 Raegan Thompson, Furman
 Jan. 3 Laura Murray, Davidson
 Jan. 10 Courtney Freeman, Appalachian State
 Jan. 17 Whitney Hood, Chattanooga
 Jan. 24 Maryah Sydnor, Appalachian State
 Jan. 31 Sophia Aleksandravicius, Davidson
 Feb. 7 Ali Ford, Elon
 Feb. 14 Kaila'Shea Menendez, Western Carolina
 Feb. 21 Aiesha Harper, Elon
 Feb. 28 Taylor Hall, Chattanooga

2012-13

Nov. 13 Taylor Hall, Chattanooga
 Nov. 20 Anna Freeman, Appalachian State
 Nov. 27 Daniella Motley, Wofford
 Dec. 4 Courtney Freeman, Appalachian State
 Dec. 11 Ashlen Dewart, Chattanooga
 Dec. 18 Daniella Motley, Wofford
 Jan. 2 Latisha Harris, College of Charleston
 Jan. 8 Sophia Aleksandravicius, Davidson
 Jan. 15 Maryah Sydnor, Appalachian State
 Jan. 22 Ali Ford, Elon
 Jan. 29 Sophia Aleksandravicius, Davidson
 Feb. 5 Ali Ford, Elon
 Feb. 12 Afreyea Tolbert, College of Charleston
 Feb. 19 Sophia Aleksandravicius, Davidson
 Feb. 26 Ashlen Dewart, Chattanooga

2013-14

Nov. 12 Taylor Hall, Chattanooga
 Nov. 19 Taylor Hall, Chattanooga
 Nov. 26 Janae' Stevenson, UNCG
 Dec. 3 Laura Murray, Davidson
 Dec. 10 Laura Murray, Davidson
 Dec. 17 Ashlen Dewart, Chattanooga
 Dec. 31 Brittany Hodges, Furman
 Jan. 7 Anna Claire Knight, Georgia Southern
 Jan. 14 Dakota Dukes, Davidson
 Jan. 21 Maryah Sydnor, Appalachian State
 Jan. 28 Logan Morris, Wofford
 Feb. 4 Laura Murray, Davidson
 Feb. 11 Brittany Hodges, Furman
 Feb. 18 Anna Claire Knight, Georgia Southern
 Feb. 25 Taylor Hall, Chattanooga
 March 4 Brittany Hodges, Furman

2014-15

Nov. 18 Shamauria Bridges, ETSU
 Nov. 25 Brittany Hodges, Furman
 Dec. 2 Precious Bridges, Mercer
 Dec. 9 Whitney Bunn, Furman
 Dec. 16 Brittany Hodges, Furman
 Dec. 23 Lindsay Simpson, Western Carolina
 Jan. 6 Precious Bridges, Mercer
 Jan. 13 Precious Bridges, Mercer
 Jan. 20 Chelsey Shumpert, Chattanooga
 Jan. 27 Destiny Mitchell, ETSU
 Feb. 3 Chelsey Shumpert, Chattanooga
 Feb. 10 Serena Clark, ETSU
 Feb. 17 Destiny Mitchell, ETSU
 Feb. 24 Lucy Mason, UNCG
 March 3 Jasmine Joyner, Chattanooga

2015-16

Nov. 17 Kahlia Lawrence, Mercer
 Nov. 24 Lucy Mason, UNCG
 Dec. 1 Lucy Mason, UNCG
 Dec. 9 Sydney Means, Mercer
 Dec. 15 Krista Stricklin, Samford
 Dec. 22 Tianna Tarter, ETSU
 Jan. 5 Lucy Mason, UNCG
 Jan. 12 Kahlia Lawrence, Mercer
 Jan. 19 Tianna Tarter, ETSU
 Jan. 26 Whitney Bunn, Furman
 Feb. 2 Jasmine Joyner, Chattanooga
 Feb. 9 Jasmine Joyner, Chattanooga
 Feb. 16 Jasmine Joyner, Chattanooga
 Feb. 23 Queen Alford, Chattanooga
 Feb. 29 Kahlia Lawrence, Mercer

2016-17

Nov. 15 Sherae Bonner, Western Carolina
 Nov. 22 Kahlia Lawrence, Mercer
 Nov. 29 Tianna Tarter, ETSU
 Dec. 6 Tianna Tarter, ETSU
 Dec. 13 Tianna Tarter, ETSU
 Dec. 20 Chloe Wanink, Wofford
 Jan. 3 Tianna Tarter, ETSU
 Jan. 10 Jasmine Joyner, Chattanooga
 Jan. 17 Kahlia Lawrence, Mercer
 Jan. 24 Shamauria Bridges, ETSU
 Jan. 31 Tianna Tarter, ETSU
 Feb. 7 Raziyah Farrington, Western Carolina
 Feb. 14 Jasmine Joyner, Chattanooga
 Feb. 21 Jasmine Joyner, Chattanooga
 Feb. 27 Kahlia Lawrence, Mercer

2017-18

Nov. 14 Sydney Means, Mercer
 Nov. 21 Tianna Tarter, ETSU
 Nov. 28 Keiana Gilbert, Chattanooga
 Dec. 5 Erica Haynes-Overton, ETSU
 Dec. 12 Ije Ajemba, UNCG
 Dec. 19 Cierra Carter, Furman
 Jan. 2 Kahlia Lawrence, Mercer
 Jan. 9 KeKe Calloway, Mercer
 Jan. 16 Ije Ajemba, UNCG
 Jan. 23 Celena Taborn, Furman
 Jan. 30 Tianna Tarter, ETSU
 Feb. 6 Keiana Gilbert, Chattanooga
 Feb. 13 Ije Ajemba, UNCG
 Feb. 20 Erica Haynes-Overton, ETSU
 Feb. 26 Kahlia Lawrence, Mercer

2018-19

Nov. 13 Chloe Wanink, Wofford
 Nov. 20 KeKe Calloway, Mercer
 Nov. 27 Jackie Carman, Wofford
 Dec. 4 KeKe Calloway, Mercer
 Dec. 11 Amanda Thompson, Mercer
 Dec. 18 Nadine Soliman, UNCG
 Dec. 24 Amanda Thompson, Mercer
 Dec. 31 Amanda Thompson, Mercer
 Jan. 8 Amanda Thompson, Mercer
 Jan. 15 Chloe Wanink, Wofford
 Jan. 22 Lakelyn Bouldin, Chattanooga
 Jan. 29 Shannon Titus, Mercer
 Feb. 6 Erica Haynes-Overton, ETSU
 Feb. 12 Erica Haynes-Overton, ETSU
 Feb. 19 Chloe Wanink, Wofford
 Feb. 26 Da'Ja Green, Wofford
 March 5 KeKe Calloway, Mercer

PLAYER OF THE WEEK/MONTH



2019-20

- Nov. 12 Erica Haynes-Overton, ETSU
- Nov. 19 Jewel Smalls, Western Carolina
- Nov. 26 Nadine Soliman, UNCG
- Dec. 3 Jewel Smalls, Western Carolina
- Dec. 10 Tierra Hodges, Furman
- Dec. 17 Nadine Soliman, UNCG
- Dec. 24 Le'Jzae Davidson, Furman
- Jan. 7 Jaron Dougherty, Mercer
- Jan. 14 Tierra Hodges, Furman
- Jan. 21 Natalie Armstrong, Samford
- Jan. 28 Jaron Dougherty, Mercer
- Feb. 4 Eboni Williams, Chattanooga
- Feb. 11 Jaron Dougherty, Mercer
- Feb. 18 Nadine Soliman, UNCG
- Feb. 25 Sarah Myers, Samford
- March 2 Tierra Hodges, Furman

2020-21

- Dec. 1 Shauntai Battle, Samford
- Dec. 8 Tate Walters, Furman
- Dec. 15 Jaron Dougherty, Mercer
- Dec. 22 Eboni Williams, Chattanooga
- Jan. 5 Eboni Williams, Chattanooga
- Jan. 12 Annie Ramil, Samford
- Jan. 19 Amoria Neal-Tysor, Mercer
- Jan. 26 Abbey Cornelius, Chattanooga
- Feb. 2 Andrea Cournoyer, Samford
- Feb. 9 Annie Ramil, Samford
- Feb. 16 Andrea Cournoyer, Samford
- Feb. 23 Shannon Titus, Mercer
- March 1 Natalie Armstrong, Samford

Freshmen of the Week

2013-14

- Nov. 12 Ellen Riggins, Samford
- Nov. 19 Jennifer Rhodes, Elon
- Nov. 26 Lauren Brown, Elon
- Dec. 3 Ellen Riggins, Samford
- Dec. 10 Lenaira Ruffin, Elon
- Dec. 17 Whitney Bunn, Furman
- Dec. 31 Jennifer Rhodes, Elon
- Jan. 7 Hannah Nichols, Samford
- Jan. 14 Whitney Bunn, Furman
- Jan. 21 Hannah Nichols, Samford
- Jan. 28 Ellen Riggins, Samford
- Feb. 4 Kassidy Blevins, Samford
- Feb. 11 Bailey Williams, UNCG
- Feb. 18 Angel McGowan, Georgia Southern
- Feb. 25 Jennifer Rhodes, Elon
- March 4 Kassidy Blevins, Samford

2014-15

- Nov. 18 Shenae Bonner, Western Carolina
- Nov. 25 Keiana Gilbert, Chattanooga
- Dec. 2 Keiana Gilbert, Chattanooga
- Dec. 9 Destiney Elliott, Samford
- Dec. 16 Tianna Tarter, ETSU
- Dec. 23 Destiney Elliott, Samford
- Jan. 6 Tianna Tarter, ETSU
- Jan. 13 Tianna Tarter, ETSU
- Jan. 20 Kahlia Lawrence, Mercer
- Jan. 27 Ace Easter, Western Carolina
- Feb. 3 Kahlia Lawrence, Mercer
- Feb. 10 Alex Williams, Mercer
- Feb. 17 Kahlia Lawrence, Mercer
- Feb. 24 Kahlia Lawrence, Mercer
- March 3 Ace Easter, Western Carolina

Players of the Month

2004-05

- December Tiffany Mayes, ETSU
- January Tiffany Mayes, ETSU
- February Katie Hamilton, Davidson

2005-06

- November Kitara McMoore, Elon
- December Alex Anderson, Chattanooga
- January Kitara McMoore, Elon
- February Kiki Conyers, Appalachian State

2006-07

- December Alex Anderson, Chattanooga
- January Alex Anderson, Chattanooga
- February Alex Anderson, Chattanooga
- March Brooke Hand, Chattanooga

2007-08

- November Brooke Johnson, Western Carolina
- December Alex Anderson, Chattanooga
- January Alex Anderson, Chattanooga
- February Alex Anderson, Chattanooga
- March Laura Hall, Chattanooga

2008-09

- November Shanara Hollinquest, Chattanooga
- December Alex Thompson, Davidson
- January Shanara Hollinquest, Chattanooga
- February Emily London, Samford

2009-10

- November Shanara Hollinquest, Chattanooga
- December Shanara Hollinquest, Chattanooga
- January Emily London, Samford
- February Sam Ramirez, Appalachian State

2010-11

- November Sam Ramirez, Appalachian State
- December Monique Floyd, UNCG
- January Whitney Hood, Chattanooga
- February Emily London, Samford

2011-12

- November Sophia Aleksandravicius, Davidson
- December Anna Freeman, Appalachian State
- January Sophia Aleksandravicius, Davidson
- February Anna Freeman, Appalachian State

2012-13

- November Courtney Freeman, Appalachian St.
- December Ashlen Dewart, Chattanooga
- January Sophia Aleksandravicius, Davidson
- February Sophia Aleksandravicius, Davidson

2013-14

- November Janae Stevenson, UNCG
- December Laura Murray, Davidson
- January Maryah Sydnor, Appalachian State
- February Maryah Sydnor, Appalachian State

2014-15

- November Precious Bridges, Mercer
- December Precious Bridges, Mercer
- January Precious Bridges, Mercer
- February Precious Bridges, Mercer

2015-16

- November Lucy Mason, UNCG
- December Lucy Mason, UNCG
- January Jasmine Joyner, Chattanooga
- February Kahlia Lawrence, Mercer

2016-17

- November Kahlia Lawrence, Mercer
- December Tianna Tarter, ETSU
- January Jasmine Joyner, Chattanooga
- February Jasmine Joyner, Chattanooga

2018-19

- November KeKe Calloway, Mercer
- December Amanda Thompson, Mercer
- January Amanda Thompson, Mercer
- February Amanda Thompson, Mercer

2019-20

- November Jewel Smalls, Western Carolina
- December Tierra Hodges, Furman
- January Natalie Armstrong, Samford
- February Shannon Titus, Mercer

2020-21

- December Jaron Dougherty, Mercer
- January Andrea Cournoyer, Samford
- February Shannon Titus, Mercer



Chattanooga's Alex Anderson earned six of a possible nine player-of-the-month awards over a two-season span (2006-07 to 2007-08).

NCAA Championship

1989

East Regional First Round (March 15; Tacoma, Wash.)
No. 5 Georgia 90, No. 12 Chattanooga 69

1990

East Regional First Round (March 14; College Park, Md.)
No. 6 Maryland 100, No. 11 Appalachian State 71

1991

East Regional First Round (March 13; Tallahassee, Fla.)
No. 5 Florida State 96, No. 12 Appalachian State 57

1992

East Regional First Round (March 18; Los Angeles, Calif.)
No. 5 Clemson 76, No. 12 Chattanooga 72

1993

Midwest Regional First Round (March 17; Tuscaloosa, Ala.)
No. 5 Alabama 102, No. 12 Georgia Southern 70

1994

East Regional First Round (March 16; Chapel Hill, N.C.)
No. 3 North Carolina 101, No. 14 Georgia Southern 53

1995

East Regional First Round (March 16; Ruston, La.)
No. 4 Louisiana Tech 90, No. 13 Furman 52

1996

West Regional First Round (March 15; Tuscaloosa, Ala.)
No. 4 Alabama 95, No. 13 Appalachian State 66

1997

Midwest Regional First Round (March 14; Boulder, Colo.)
No. 2 Colorado 69, No. 15 Marshall 49

1998

Midwest Regional First Round (March 13; Tuscaloosa, Ala.)
No. 2 Alabama 94, No. 15 UNCG 46

1999

South Regional First Round (March 13; Knoxville, Tenn.)
No. 1 Tennessee 113, No. 16 Appalachian State 54

2000

Midwest Regional First Round (March 18; Knoxville, Tenn.)
No. 1 Tennessee 90, No. 16 Furman 38

2001

Midwest Regional First Round (March 16; Cincinnati, Ohio)
No. 5 Clemson 51, No. 12 Chattanooga 49

2002

Midwest Regional First Round (March 15; State College, Pa.)
No. 4 Penn State 82, No. 13 Chattanooga 67

2003

First Round (March 23; State College, Pa.)
No. 5 South Carolina 68, No. 12 Chattanooga 54

2004

First Round (March 20; Chattanooga, Tenn.)
No. 10 Chattanooga 74, No. 7 Rutgers 69

Second Round (March 22; Chattanooga, Tenn.)
No. 2 Vanderbilt 60, No. 10 Chattanooga 44

2005

First Round (March 20; Knoxville, Tenn.)
No. 1 Tennessee 94, No. 16 Western Carolina 43

2006

First Round (March 18; Rosemont, Ill.)
No. 5 Kentucky 69, No. 12 Chattanooga 59

2007

First Round (March 18; Raleigh, N.C.)
No. 5 Baylor 68, No. 12 Chattanooga 55



A two-time SoCon Player of the Year, Chattanooga's Katasha Brown helped the Mocs to three NCAA appearances and one WNIT appearance in her career (2002-06). Chattanooga downed Rutgers in the first round of the 2004 NCAA tournament for the SoCon's first win in NCAA tournament play.

2008

First Round (March 23; Bridgeport, Conn.)
No. 5 Kansas State 69, No. 12 Chattanooga 59

2009

First Round (March 21; Albuquerque, N.M.)
No. 4 Vanderbilt 73, No. 13 Western Carolina 41

2010

First Round (March 20; Tempe, Ariz.)
No. 4 Oklahoma State 70, No. 13 Chattanooga 63

2011

First Round (March 20; Auburn, Ala.)
No. 3 Florida State 76, No. 14 Samford 46

2012

First Round (March 18; Nashville, Tenn.)
No. 2 Duke 82, No. 15 Samford 47

2013

First Round (March 23; College Station, Texas)
No. 6 Nebraska 73, No. 11 Chattanooga 59

2014

First Round (March 22; Lexington, Ky.)
No. 6 Syracuse 59, No. 11 Chattanooga 53

2015

First Round (March 21; Knoxville, Tenn.)
No. 10 Pittsburgh 51, No. 7 Chattanooga 40

2016

First Round (March 18; Starkville, Miss.)
No. 5 Mississippi State 60, No. 12 Chattanooga 50

2017

First Round (March 18; Louisville, Ky.)
No. 4 Louisville 82, No. 13 Chattanooga 62

2018

First Round (March 17; Athens, Ga.)
No. 4 Georgia 68, No. 13 Mercer 63

2019

First Round (March 22; Iowa City, Iowa)
No. 2 Iowa 66, No. 15 Mercer 61

2021

First Round (March 21; San Antonio, Texas)
No. 1 South Carolina 79, No. 16 Mercer 53

#SoConHoops

SOCON IN POSTSEASON PLAY



NWIT

1984

Quarterfinals (March 6; Amarillo, Texas)
Chattanooga 84, Oklahoma 78

Semifinals (March 7; Amarillo, Texas)
Chattanooga 70, Clemson 66

Championship (March 8; Amarillo, Texas)
Vanderbilt 67, Chattanooga 66

1987

First Round (March 19; Amarillo, Texas)
California 109, Appalachian State 99

Consolation (March 20; Amarillo, Texas)
Stephen F. Austin 81, Appalachian State 80

Consolation (March 21; Amarillo, Texas)
DePaul 88, Appalachian State 82

1995

First Round (March 23; Amarillo, Texas)
Texas A&M 71, ETSU 50

Consolation (March 24; Amarillo, Texas)
ETSU 79, VCU 65

Consolation (March 25; Amarillo, Texas)
Clemson 107, ETSU 66

WNIT

2000

First Round (March 16; Chattanooga, Tenn.)
Chattanooga 70, Alabama 68

Second Round (March 18; Chattanooga, Tenn.)
Georgia Tech 81, Chattanooga 74

2002

First Round (March 13; Blacksburg, Va.)
Virginia Tech 51, UNCG 45

2005

First Round (March 18; Chattanooga, Tenn.)
Chattanooga 50, Villanova 40

Second Round (March 20; Lexington, Ky.)
Kentucky 91, Chattanooga 54

2007

First Round (March 15; Cullowhee, N.C.)
Western Carolina 91, ETSU 63

First Round (March 15; Birmingham, Ala.)
UAB 81, Davidson 77

Second Round (March 17; Blacksburg, Va.)
Virginia Tech 74, Western Carolina 64

2008

First Round (March 19; Murfreesboro, Tenn.)
Middle Tennessee State 104, Western Carolina 69

2009

First Round (March 19; Lexington, Ky.)
Kentucky 81, Chattanooga 76

2010

First Round (March 18; Birmingham, Ala.)
Samford 66, Ole Miss 65

Second Round (March 21; Springfield, Mo.)
Missouri State 75, Samford 54

2011

First Round (March 16; Columbia, S.C.)
South Carolina 67, Appalachian State 54

2012

First Round (March 15; Wilmington, N.C.)
Appalachian State 79, UNCW 73

First Round (March 15; Harrisonburg, Va.)
James Madison 64, Davidson 49

First Round (March 15; Memphis, Tenn.)
Memphis 60, Chattanooga 59

Second Round (March 17; Raleigh, N.C.)
Appalachian State 66, NC State 62

Third Round (March 22; Charlottesville, Va.)
Virginia 74, Appalachian State 58

2013

First Round (March 21; Norfolk, Va.)
Davidson 82, Old Dominion 73

First Round (March 21; Charlotte, N.C.)
Charlotte 79, Appalachian State 61

Second Round (March 24; Charlotte, N.C.)
Charlotte 72, Davidson 60

2014

First Round (March 20; Auburn, Ala.)
Auburn 78, Furman 64

2015

First Round (March 19; Johnson City, Tenn.)
NC State 73, ETSU 58

2016

First Round (March 17; Atlanta, Ga.)
Georgia Tech 73, Mercer 56

2017

First Round (March 16; Tuscaloosa, Ala.)
Alabama 81, Mercer 57

2018

First Round (March 15; Harrisonburg, Va.)
James Madison 60, ETSU 52

First Round (March 15; Birmingham, Ala.)
UAB 60, Chattanooga 50

2019

First Round (March 21; Blacksburg, Va.)
Virginia Tech 92, Furman 65

2021

First Round (March 19; Collierville, Tenn.)
Ole Miss 64, Samford 45

Second Round (March 20; Collierville, Tenn.)
Illinois State 68, Samford 62

Women's Basketball Invitational

2010

East Region

First Round (March 17; Morehead, Ky.)
No. 2 College of Charleston 67, No. 7 Morehead State 59

First Round (March 18; Charleston, S.C.)
No. 1 Appalachian State 62, No. 8 Charleston Southern 47

Quarterfinals (March 21; Boone, N.C.)
No. 1 Appalachian State 59, No. 5 Fairfield 36
Quarterfinals (March 21; Charleston, S.C.)
No. 2 College of Charleston 76, No. 6 Bradley 66

Semifinals (March 25; Boone, N.C.)
No. 1 Appalachian State 77, No. 2 College of Charleston 58

Championship (March 28; Boone, N.C.)
No. 1 Appalachian State 79, No. 1 Memphis 71

2011

East Region

First Round (March 17; Elon, N.C.)
No. 3 Elon 103, No. 6 USC Upstate 72

Second Round (March 20; Elon, N.C.)
No. 2 UAB 59, No. 3 Elon 50

2013

East Region

First Round (March 20; Highland Heights, Ky.)
No. 5 College of Charleston 72, No. 4 Northern Kentucky 70

Second Round (March 24; Detroit, Mich.)
No. 1 Detroit 79, No. 5 College of Charleston 67

West Region

First Round (March 20; Elon, N.C.)
No. 4 Elon 68, No. 5 Eastern Kentucky 61

Second Round (March 23; Elon, N.C.)
No. 8 McNeese State 66, No. 4 Elon 58

2015

East Region

First Round (Macon, Ga.)
No. 4 Mercer 83, No. 5 Troy 68

Quarterfinals (Macon, Ga.)
No. 4 Mercer 73, No. 8 Marshall 71

Semifinals (Loudonville, N.Y.)
No. 3 Siena 65, No. 4 Mercer 54

West Region

First Round (Lake Charles, La.)
No. 6 McNeese State 87, No. 3 Furman 70

2017

East Region

First Round (Charleston, S.C.)
UNCG 45, Charleston Southern 37

Quarterfinals (Greensboro, N.C.)
UNCG 87, Brown 84

Semifinals (Greensboro, N.C.)
UNCG 59, Milwaukee 49

Championship (Houston, Texas)
Rice 74, UNCG 62

2018

East Region

First Round (Asheville, N.C.)
Furman 65, UNC Asheville 64

Quarterfinals (Mobile, Ala.)
South Alabama 54, Furman 53

POSTSEASON HISTORY BY SCHOOL

ETSU

NCAA Championship (0-3)

| | | | | |
|---------|----------------------|---|-------|-------------|
| 3/22/08 | No. 3 Oklahoma State | L | 73-85 | First Round |
| 3/22/09 | No. 4 Iowa State | L | 53-85 | First Round |
| 3/21/10 | No. 3 Xavier | L | 82-94 | First Round |

WNIT (0-3)

| | | | | |
|---------|---------------------|---|-------|-------------|
| 3/15/07 | at Western Carolina | L | 63-91 | First Round |
| 3/19/15 | NC State | L | 58-73 | First Round |
| 3/15/18 | at James Madison | L | 52-60 | First Round |

Furman

NCAA Championship (0-2)

| | | | | |
|---------|----------------------|---|-------|------------------|
| 3/16/95 | No. 4 Louisiana Tech | L | 52-90 | East Regional |
| 3/18/00 | No. 1 Tennessee | L | 38-90 | Mideast Regional |

WNIT (0-2)

| | | | | |
|---------|------------------|---|-------|-------------|
| 3/20/14 | at Auburn | L | 64-78 | First Round |
| 3/21/19 | at Virginia Tech | L | 65-92 | First Round |

Women's Basketball Invitational (1-2)

| | | | | |
|---------|------------------|---|-------|---------------|
| 3/19/15 | at McNeese State | L | 70-87 | First Round |
| 3/15/18 | at UNC Asheville | W | 65-64 | First Round |
| 3/18/18 | at South Alabama | L | 53-54 | Quarterfinals |

Mercer

NCAA Championship (0-3)

| | | | | |
|---------|--------------------|---|-------|-------------|
| 3/17/18 | at Georgia | L | 63-68 | First Round |
| 3/22/19 | at Iowa | L | 61-66 | First Round |
| 3/21/21 | vs. South Carolina | L | 79-53 | First Round |

Women's Basketball Invitational (2-2)

| | | | | |
|---------|---------------|---|-------|---------------|
| 3/21/13 | McNeese State | L | 70-82 | First Round |
| 3/19/15 | Troy | W | 83-68 | First Round |
| 3/22/15 | Marshall | W | 73-71 | Quarterfinals |
| 3/25/15 | at Siena | L | 54-65 | Semifinals |

WNIT (0-2)

| | | | | |
|---------|-----------------|---|-------|-------------|
| 3/17/16 | at Georgia Tech | L | 56-73 | First Round |
| 3/16/17 | at Alabama | L | 57-81 | First Round |

UNCG

NCAA Championship (0-1)

| | | | | |
|---------|---------------|---|-------|------------------|
| 3/13/98 | No. 2 Alabama | L | 46-94 | Midwest Regional |
|---------|---------------|---|-------|------------------|

WNIT (0-1)

| | | | | |
|---------|------------------|---|-------|-------------|
| 3/13/02 | at Virginia Tech | L | 45-51 | First Round |
|---------|------------------|---|-------|-------------|

Women's Basketball Invitational (3-1)

| | | | | |
|---------|------------------------|---|-------|---------------|
| 3/16/17 | at Charleston Southern | W | 45-37 | First Round |
| 3/19/17 | Brown | W | 87-84 | Quarterfinals |
| 3/23/17 | Milwaukee | W | 59-49 | Semifinals |
| 3/26/17 | at Rice | L | 62-74 | Final |

Samford

NCAA Championship (0-2)

| | | | | |
|---------|---------------------|---|-------|-------------|
| 3/20/11 | No. 3 Florida State | L | 46-76 | First Round |
| 3/18/12 | No. 2 Duke | L | 42-82 | First Round |

WNIT (1-3)

| | | | | |
|---------|--------------------|---|-------|-------------------|
| 3/18/10 | Mississippi | W | 66-65 | First Round |
| 3/21/10 | at Missouri State | L | 75-54 | Second Round |
| 3/19/21 | vs. Ole Miss | L | 64-45 | First Round |
| 3/20/21 | vs. Illinois State | L | 68-62 | Consolation Round |

Chattanooga

NCAA Championship (1-15)

| | | | | |
|---------|----------------------|---|-------|------------------|
| 3/15/89 | No. 5 Georgia | L | 69-90 | East Regional |
| 3/18/92 | No. 5 Clemson | L | 72-76 | East Regional |
| 3/16/01 | No. 5 Clemson | L | 49-51 | Midwest Regional |
| 3/15/02 | No. 4 Penn State | L | 67-82 | Mideast Regional |
| 3/23/03 | No. 5 South Carolina | L | 54-68 | East Regional |
| 3/20/04 | No. 7 Rutgers | W | 74-69 | First Round |

| | | | | |
|---------|-------------------------|---|-------|--------------|
| 3/22/04 | No. 2 Vanderbilt | L | 44-60 | Second Round |
| 3/18/06 | No. 5 Kentucky | L | 59-69 | First Round |
| 3/18/07 | No. 5 Baylor | L | 55-68 | First Round |
| 3/23/08 | No. 5 Kansas State | L | 59-69 | First Round |
| 3/20/10 | No. 4 Oklahoma State | L | 63-70 | First Round |
| 3/23/13 | No. 6 Nebraska | L | 59-73 | First Round |
| 3/22/14 | No. 6 Syracuse | L | 53-59 | First Round |
| 3/21/15 | No. 10 Pittsburgh | L | 40-51 | First Round |
| 3/18/16 | No. 5 Mississippi State | L | 50-60 | First Round |
| 3/18/17 | at No. 4 Louisville | L | 62-82 | First Round |

WNIT (2-5)

| | | | | |
|---------|--------------|---|------------|--------------|
| 3/16/00 | Alabama | W | 70-68 | First Round |
| 3/18/00 | Georgia Tech | L | 74-81 | Second Round |
| 3/18/05 | Villanova | W | 50-40 | First Round |
| 3/20/05 | Kentucky | L | 54-91 | Second Round |
| 3/19/09 | Kentucky | L | 76-81 (OT) | First Round |
| 3/15/12 | Memphis | L | 59-60 | First Round |
| 3/15/18 | at UAB | L | 50-60 | First Round |

Western Carolina

NCAA Championship (0-2)

| | | | | |
|---------|------------------|---|-------|-------------|
| 3/20/05 | No. 1 Tennessee | L | 43-94 | First Round |
| 3/21/09 | No. 4 Vanderbilt | L | 44-73 | First Round |

WNIT (1-2)

| | | | | |
|---------|---------------------|---|--------|--------------|
| 3/16/07 | ETSU | W | 91-63 | First Round |
| 3/18/07 | at Virginia Tech | L | 64-74 | Second Round |
| 3/19/08 | at Middle Tennessee | L | 69-104 | First Round |



Chattanooga's Alex Anderson made three appearances in the NCAA Championship in her four-year Mocs career (2004-08), averaging 14.0 points and 8.7 rebounds in three first-round games.

#SoConHoops



YEAR-BY-YEAR STANDINGS



SOUTHERN CONFERENCE CHAMPIONS

| Year | Regular-season | Tournament | Year | Regular-season | Tournament |
|---------|-------------------------------|-------------------|---------|-------------------------------|------------------|
| 1983-84 | Chattanooga | Chattanooga | 2004-05 | Chattanooga | Western Carolina |
| 1984-85 | Chattanooga, Marshall | Chattanooga | 2005-06 | Chattanooga | Chattanooga |
| 1985-86 | Chattanooga, Marshall | Chattanooga | 2006-07 | Chattanooga, Western Carolina | Chattanooga |
| 1986-87 | Appalachian State, Marshall | Appalachian State | 2007-08 | Chattanooga | Chattanooga |
| 1987-88 | Appalachian State, Marshall | Appalachian State | 2008-09 | Chattanooga | Western Carolina |
| 1988-89 | Appalachian State, Marshall | Chattanooga | 2009-10 | Chattanooga | Chattanooga |
| 1989-90 | Furman | Appalachian State | 2010-11 | Appalachian State | Samford |
| 1990-91 | Chattanooga | Appalachian State | 2011-12 | Appalachian State, Davidson | Samford |
| 1991-92 | Chattanooga, Furman | Chattanooga | 2012-13 | Chattanooga | Chattanooga |
| 1992-93 | Furman | Georgia Southern | 2013-14 | Chattanooga | Chattanooga |
| 1993-94 | Georgia Southern | Georgia Southern | 2014-15 | Chattanooga | Chattanooga |
| 1994-95 | ETSU | Furman | 2015-16 | Mercer, Chattanooga | Chattanooga |
| 1995-96 | Appalachian State | Appalachian State | 2016-17 | Mercer, Chattanooga | Chattanooga |
| 1996-97 | Furman | Marshall | 2017-18 | Mercer | Mercer |
| 1997-98 | Georgia Southern | UNCG | 2018-19 | Mercer | Mercer |
| 1998-99 | UNCG | Appalachian State | 2019-20 | UNCG, Samford, Chattanooga | Samford |
| 1999-00 | Chattanooga | Furman | 2020-21 | Samford | Mercer |
| 2000-01 | Chattanooga, Georgia Southern | Chattanooga | | | |
| 2001-02 | Chattanooga, UNCG | Chattanooga | | | |
| 2002-03 | Chattanooga | Chattanooga | | | |
| 2003-04 | Chattanooga | Chattanooga | | | |

| 1983-84 | CONF | | ALL | | Pts. | Opp. |
|-------------------|------|---|-----|----|-------|-------|
| | W | L | W | L | | |
| Chattanooga | 7 | 1 | 26 | 5 | 2,283 | 1,962 |
| ETSU | 6 | 2 | 18 | 9 | 1,810 | 1,655 |
| Marshall | 5 | 3 | 18 | 10 | 2,149 | 1,875 |
| Western Carolina | 2 | 6 | 10 | 16 | 1,733 | 1,660 |
| Appalachian State | 0 | 8 | 6 | 22 | 1,807 | 2,058 |
| Furman | 0 | 0 | 14 | 13 | 1,869 | 1,863 |
| Davidson | 0 | 0 | 0 | 25 | 915 | 2,342 |

| 1984-85 | CONF | | ALL | | Pts. | Opp. |
|-------------------|------|---|-----|----|-------|-------|
| | W | L | W | L | | |
| Marshall | 9 | 1 | 19 | 10 | 2,392 | 2,156 |
| Chattanooga | 9 | 1 | 16 | 13 | 2,050 | 2,189 |
| Appalachian State | 5 | 5 | 16 | 12 | 2,148 | 1,913 |
| ETSU | 5 | 5 | 13 | 14 | 1,843 | 1,797 |
| Furman | 1 | 9 | 7 | 18 | 1,670 | 1,914 |
| Western Carolina | 1 | 9 | 7 | 19 | 1,636 | 2,033 |
| Davidson | 0 | 0 | 3 | 18 | 1,113 | 1,740 |

| 1985-86 | CONF | | ALL | | Pts. | Opp. |
|-------------------|------|---|-----|----|-------|-------|
| | W | L | W | L | | |
| Marshall | 8 | 2 | 18 | 11 | 2,158 | 2,043 |
| Chattanooga | 8 | 2 | 19 | 10 | 2,146 | 2,131 |
| Appalachian State | 5 | 5 | 16 | 13 | 2,169 | 1,993 |
| ETSU | 5 | 5 | 13 | 15 | 1,941 | 1,953 |
| Furman | 2 | 8 | 13 | 14 | 2,022 | 2,031 |
| Western Carolina | 2 | 8 | 8 | 18 | 1,637 | 1,887 |
| Davidson | 0 | 0 | 10 | 8 | 1,177 | 1,093 |


| 1986-87 | CONF | | ALL | | Pts. | Opp. |
|-------------------|------|---|-----|----|-------|-------|
| | W | L | W | L | | |
| Appalachian State | 9 | 1 | 24 | 7 | 2,543 | 2,164 |
| Marshall | 9 | 1 | 24 | 5 | 2,152 | 1,802 |
| ETSU | 4 | 6 | 9 | 17 | 1,882 | 1,986 |
| Western Carolina | 4 | 6 | 11 | 15 | 1,589 | 1,734 |
| Chattanooga | 3 | 7 | 7 | 20 | 1,843 | 2,084 |
| Furman | 1 | 9 | 8 | 20 | 1,869 | 2,094 |

| 1987-88 | CONF | | ALL | | Pts. | Opp. |
|-------------------|------|---|-----|----|-------|-------|
| | W | L | W | L | | |
| Appalachian State | 8 | 2 | 24 | 4 | 2,343 | 1,889 |
| Marshall | 8 | 2 | 18 | 10 | 1,980 | 1,801 |
| Chattanooga | 6 | 4 | 19 | 9 | 2,138 | 1,973 |
| Furman | 4 | 6 | 17 | 12 | 2,204 | 2,121 |
| Western Carolina | 3 | 7 | 11 | 16 | 1,772 | 1,926 |
| ETSU | 1 | 9 | 7 | 18 | 1,814 | 1,950 |

| 1988-89 | CONF | | ALL | | Pts. | Opp. |
|-------------------|------|---|-----|----|-------|-------|
| | W | L | W | L | | |
| Appalachian State | 9 | 1 | 19 | 8 | 2,137 | 1,954 |
| Marshall | 9 | 1 | 18 | 10 | 1,852 | 1,779 |
| Chattanooga | 5 | 5 | 19 | 12 | 2,363 | 2,214 |
| Furman | 3 | 7 | 19 | 10 | 2,233 | 2,048 |
| ETSU | 2 | 8 | 7 | 19 | 1,822 | 1,948 |
| Western Carolina | 2 | 8 | 13 | 15 | 1,915 | 2,004 |

| 1989-90 | CONF | | ALL | | Pts. | Opp. |
|-------------------|------|----|-----|----|-------|-------|
| | W | L | W | L | | |
| Furman | 8 | 2 | 20 | 9 | 2,440 | 2,093 |
| Appalachian State | 7 | 3 | 20 | 9 | 2,152 | 2,060 |
| Chattanooga | 6 | 4 | 16 | 13 | 2,222 | 2,208 |
| ETSU | 5 | 5 | 15 | 13 | 2,080 | 2,048 |
| Marshall | 4 | 6 | 10 | 18 | 2,055 | 2,084 |
| Western Carolina | 0 | 10 | 8 | 19 | 1,841 | 2,000 |

| 1990-91 | CONF | | ALL | | Pts. | Opp. |
|-------------------|------|----|-----|----|-------|-------|
| | W | L | W | L | | |
| Chattanooga | 8 | 2 | 20 | 8 | 2,207 | 1,964 |
| Marshall | 7 | 3 | 20 | 8 | 1,920 | 1,659 |
| ETSU | 6 | 4 | 15 | 13 | 2,087 | 2,179 |
| Appalachian State | 5 | 5 | 19 | 14 | 2,521 | 2,519 |
| Furman | 4 | 6 | 14 | 14 | 2,318 | 2,171 |
| Western Carolina | 0 | 10 | 4 | 23 | 1,785 | 2,255 |



Furman's Rushia Brown (1989-94) helped the Paladins to three regular-season SoCon titles during her career.

| 1991-92 | CONF | | ALL | | Pts. | Opp. |
|-------------------|------|---|-----|----|-------|-------|
| | W | L | W | L | | |
| Furman | 8 | 2 | 17 | 9 | 1,923 | 1,923 |
| Chattanooga | 8 | 2 | 18 | 12 | 2,156 | 2,156 |
| Marshall | 6 | 4 | 15 | 13 | 1,831 | 1,831 |
| Appalachian State | 5 | 5 | 9 | 18 | 2,221 | 2,221 |
| ETSU | 2 | 8 | 7 | 19 | 2,071 | 2,071 |
| Western Carolina | 1 | 9 | 6 | 22 | 2,151 | 2,151 |
| Georgia Southern | 0 | 0 | 14 | 16 | 2,401 | 2,401 |

| 1992-93 | CONF | | ALL | | Pts. | Opp. |
|-------------------|------|----|-----|----|-------|-------|
| | W | L | W | L | | |
| Furman | 10 | 2 | 17 | 11 | 2,170 | 2,048 |
| Chattanooga | 9 | 3 | 15 | 13 | 2,071 | 2,018 |
| Georgia Southern | 9 | 3 | 21 | 9 | 2,213 | 1,917 |
| Marshall | 5 | 7 | 15 | 13 | 1,925 | 1,918 |
| Appalachian State | 4 | 8 | 10 | 17 | 2,083 | 2,102 |
| ETSU | 4 | 8 | 7 | 18 | 1,813 | 2,079 |
| Western Carolina | 1 | 11 | 7 | 20 | 1,804 | 2,038 |
| Davidson | 0 | 0 | 9 | 13 | 1,329 | 1,453 |

| 1993-94 | CONF | | ALL | | Pts. | Opp. |
|-------------------|------|----|-----|----|-------|-------|
| | W | L | W | L | | |
| Georgia Southern | 11 | 2 | 21 | 9 | 2,266 | 2,113 |
| Appalachian State | 10 | 3 | 20 | 8 | 2,220 | 1,927 |
| Furman | 9 | 4 | 14 | 14 | 2,144 | 2,030 |
| Chattanooga | 7 | 6 | 15 | 13 | 2,015 | 1,974 |
| Marshall | 6 | 7 | 12 | 15 | 1,895 | 1,997 |
| ETSU | 5 | 8 | 12 | 14 | 2,016 | 1,982 |
| Western Carolina | 1 | 12 | 5 | 22 | 1,657 | 2,279 |
| Davidson | 0 | 7 | 5 | 21 | 1,672 | 1,941 |

| 1994-95 | CONF | | ALL | | Pts. | Opp. |
|-------------------|------|----|-----|----|-------|-------|
| | W | L | W | L | | |
| ETSU | 11 | 3 | 21 | 9 | 2,432 | 2,266 |
| Georgia Southern | 10 | 4 | 16 | 12 | 2,224 | 2,049 |
| Furman | 10 | 4 | 18 | 12 | 2,275 | 2,198 |
| Appalachian State | 9 | 5 | 19 | 9 | 2,150 | 1,905 |
| Marshall | 6 | 8 | 14 | 13 | 1,936 | 2,037 |
| Chattanooga | 6 | 8 | 10 | 17 | 1,758 | 1,839 |
| Western Carolina | 4 | 10 | 9 | 18 | 1,954 | 2,157 |
| Davidson | 0 | 14 | 4 | 23 | 1,773 | 2,003 |

| 1995-96 | CONF | | ALL | | Pts. | Opp. |
|-------------------|------|----|-----|----|-------|-------|
| | W | L | W | L | | |
| Appalachian State | 14 | 0 | 24 | 6 | 2,418 | 2,129 |
| Marshall | 9 | 5 | 15 | 14 | 2,193 | 2,109 |
| Georgia Southern | 7 | 7 | 15 | 13 | 2,213 | 2,266 |
| Davidson | 7 | 7 | 14 | 12 | 1,875 | 1,772 |
| Chattanooga | 6 | 8 | 12 | 15 | 1,717 | 1,864 |
| Furman | 6 | 8 | 10 | 17 | 1,759 | 1,897 |
| Western Carolina | 4 | 10 | 9 | 18 | 1,822 | 1,953 |
| ETSU | 3 | 11 | 9 | 17 | 1,963 | 2,016 |

| 1996-97 | CONF | | ALL | | Pts. | Opp. |
|---------|------|---|-----|---|-------|-------|
| | W | L | W | L | | |
| Furman | 10 | 4 | 19 | 8 | 1,948 | 1,845 |

YEAR-BY-YEAR STANDINGS

#SoConHoops

| | | | | | | |
|-------------------|---|----|----|----|-------|-------|
| Marshall | 9 | 5 | 18 | 12 | 2,280 | 2,226 |
| Appalachian State | 8 | 6 | 16 | 12 | 2,031 | 1,902 |
| Georgia Southern | 8 | 6 | 16 | 13 | 2,087 | 2,100 |
| Davidson | 7 | 7 | 15 | 11 | 1,881 | 1,761 |
| Chattanooga | 6 | 8 | 12 | 15 | 1,778 | 1,819 |
| Western Carolina | 5 | 9 | 11 | 16 | 1,827 | 1,937 |
| ETSU | 3 | 11 | 11 | 17 | 1,952 | 2,100 |

| 1997-98 | | CONF | | ALL | | | |
|-------------------|----|------|----|-----|-------|-------|--|
| | W | L | W | L | Pts. | Opp. | |
| Georgia Southern | 13 | 3 | 18 | 11 | 2,230 | 2,192 | |
| UNCG | 12 | 4 | 21 | 9 | 2,201 | 2,048 | |
| Davidson | 12 | 4 | 18 | 9 | 2,037 | 1,872 | |
| Furman | 11 | 5 | 16 | 13 | 2,092 | 2,145 | |
| ETSU | 8 | 8 | 11 | 15 | 1,970 | 1,930 | |
| Appalachian State | 8 | 8 | 9 | 17 | 1,594 | 1,784 | |
| Western Carolina | 4 | 12 | 7 | 20 | 1,491 | 2,037 | |
| Chattanooga | 3 | 13 | 8 | 19 | 1,699 | 1,846 | |
| Wofford | 1 | 15 | 5 | 23 | 1,969 | 2,134 | |

| 1998-99 | | CONF | | ALL | | | |
|-----------------------|----|------|----|-----|-------|-------|--|
| | W | L | W | L | Pts. | Opp. | |
| UNCG | 14 | 4 | 20 | 8 | 2,071 | 1,846 | |
| ETSU | 12 | 5 | 16 | 12 | 2,018 | 1,990 | |
| Georgia Southern | 12 | 6 | 13 | 14 | 2,020 | 2,051 | |
| Davidson | 11 | 7 | 18 | 10 | 2,139 | 2,012 | |
| Furman | 10 | 8 | 13 | 14 | 1,821 | 1,909 | |
| Appalachian State | 7 | 10 | 14 | 15 | 2,118 | 2,181 | |
| Western Carolina | 8 | 10 | 10 | 17 | 1,820 | 2,006 | |
| Chattanooga | 8 | 10 | 10 | 17 | 1,897 | 2,007 | |
| Wofford | 4 | 14 | 9 | 19 | 1,908 | 2,107 | |
| College of Charleston | 3 | 15 | 6 | 21 | 1,696 | 1,862 | |

| 1999-00 | | CONF | | ALL | | | |
|-----------------------|----|------|----|-----|-------|-------|--|
| | W | L | W | L | Pts. | Opp. | |
| Chattanooga | 17 | 1 | 26 | 5 | 2,284 | 1,904 | |
| Furman | 13 | 5 | 20 | 11 | 2,184 | 2,016 | |
| ETSU | 12 | 6 | 15 | 12 | 1,930 | 1,883 | |
| UNCG | 11 | 7 | 18 | 11 | 1,995 | 1,882 | |
| Appalachian State | 9 | 9 | 13 | 15 | 1,964 | 2,068 | |
| Georgia Southern | 9 | 9 | 10 | 18 | 1,994 | 2,130 | |
| Davidson | 8 | 10 | 10 | 17 | 1,779 | 1,882 | |
| Western Carolina | 6 | 12 | 11 | 17 | 1,852 | 1,939 | |
| Wofford | 4 | 14 | 10 | 18 | 1,732 | 1,872 | |
| College of Charleston | 1 | 17 | 4 | 23 | 1,426 | 1,952 | |

| 2000-01 | | CONF | | ALL | | | |
|-----------------------|----|------|----|-----|-------|-------|--|
| | W | L | W | L | Pts. | Opp. | |
| Chattanooga | 15 | 3 | 24 | 7 | 2,331 | 1,931 | |
| Georgia Southern | 15 | 3 | 22 | 7 | 2,157 | 1,928 | |
| UNCG | 14 | 4 | 22 | 8 | 2,078 | 1,791 | |
| Furman | 12 | 6 | 19 | 10 | 2,042 | 1,857 | |
| Western Carolina | 7 | 11 | 13 | 15 | 1,991 | 1,983 | |
| ETSU | 7 | 11 | 7 | 21 | 1,894 | 2,195 | |
| College of Charleston | 7 | 11 | 11 | 17 | 1,839 | 1,970 | |
| Wofford | 6 | 12 | 11 | 18 | 1,921 | 1,979 | |
| Davidson | 4 | 14 | 9 | 19 | 1,766 | 2,018 | |
| Appalachian State | 3 | 15 | 6 | 23 | 1,973 | 2,279 | |

| 2001-02 | | CONF | | ALL | | | |
|-----------------------|----|------|----|-----|-------|-------|--|
| | W | L | W | L | Pts. | Opp. | |
| Chattanooga | 14 | 4 | 23 | 8 | 2,331 | 1,931 | |
| UNCG | 14 | 4 | 21 | 10 | 2,078 | 1,791 | |
| Furman | 11 | 7 | 17 | 12 | 2,042 | 1,857 | |
| Georgia Southern | 10 | 8 | 13 | 14 | 2,157 | 1,928 | |
| Western Carolina | 9 | 9 | 17 | 11 | 1,991 | 1,983 | |
| Wofford | 9 | 9 | 16 | 13 | 1,921 | 1,979 | |
| College of Charleston | 7 | 11 | 14 | 14 | 1,839 | 1,970 | |
| Davidson | 6 | 12 | 10 | 18 | 1,766 | 2,018 | |
| ETSU | 5 | 13 | 10 | 18 | 1,894 | 2,195 | |
| Appalachian State | 5 | 13 | 10 | 19 | 1,973 | 2,279 | |

| 2002-03 | | CONF | | ALL | | | |
|-----------------------|----|------|----|-----|-------|-------|--|
| | W | L | W | L | Pts. | Opp. | |
| Chattanooga | 16 | 2 | 26 | 5 | 2,262 | 1,874 | |
| Western Carolina | 14 | 4 | 21 | 7 | 1,913 | 1,786 | |
| Georgia Southern | 12 | 6 | 20 | 10 | 2,054 | 1,895 | |
| Furman | 11 | 7 | 16 | 13 | 1,940 | 1,835 | |
| UNCG | 10 | 8 | 14 | 13 | 1,698 | 1,727 | |
| Appalachian State | 8 | 10 | 9 | 19 | 1,862 | 2,001 | |
| Davidson | 8 | 10 | 15 | 15 | 1,986 | 1,966 | |
| ETSU | 6 | 12 | 9 | 19 | 1,876 | 2,147 | |
| College of Charleston | 4 | 14 | 10 | 19 | 1,948 | 2,010 | |
| Wofford | 1 | 17 | 4 | 24 | 1,679 | 2,120 | |



Jacinda Lambert helped guide UNCG to a share of the regular-season championship in 2001-02.

| 2003-04 | | CONF | | ALL | | | |
|-----------------------|----|------|----|-----|-------|-------|--|
| | W | L | W | L | Pts. | Opp. | |
| Chattanooga | 20 | 0 | 29 | 3 | 2,330 | 1,853 | |
| Furman | 14 | 6 | 18 | 11 | 1,981 | 1,721 | |
| Davidson | 13 | 7 | 16 | 12 | 1,796 | 1,730 | |
| ETSU | 13 | 7 | 13 | 14 | 1,764 | 1,838 | |
| Elon | 12 | 8 | 17 | 12 | 1,809 | 1,891 | |
| Western Carolina | 10 | 10 | 14 | 17 | 1,966 | 1,984 | |
| UNCG | 9 | 11 | 9 | 19 | 1,654 | 1,810 | |
| Georgia Southern | 9 | 11 | 15 | 14 | 1,692 | 1,757 | |
| Appalachian State | 6 | 14 | 7 | 21 | 1,851 | 2,006 | |
| College of Charleston | 4 | 16 | 7 | 22 | 1,732 | 2,049 | |
| Wofford | 0 | 20 | 0 | 28 | 1,560 | 2,091 | |

| 2004-05 | | CONF | | ALL | | | |
|-------------|----|------|----|-----|-------|-------|--|
| | W | L | W | L | Pts. | Opp. | |
| Chattanooga | 19 | 1 | 24 | 4 | 2,020 | 1,639 | |
| Davidson | 14 | 6 | 18 | 11 | 1,943 | 1,803 | |

| | | | | | | | |
|-----------------------|----|----|----|----|-------|-------|--|
| Furman | 13 | 7 | 18 | 10 | 1,854 | 1,753 | |
| UNCG | 11 | 9 | 14 | 14 | 1,737 | 1,756 | |
| Georgia Southern | 11 | 9 | 16 | 14 | 1,940 | 1,972 | |
| Western Carolina | 10 | 10 | 18 | 13 | 2,221 | 2,240 | |
| College of Charleston | 10 | 10 | 15 | 14 | 1,683 | 1,769 | |
| ETSU | 9 | 11 | 13 | 17 | 1,995 | 1,989 | |
| Appalachian State | 8 | 12 | 11 | 17 | 1,772 | 1,777 | |
| Elon | 3 | 17 | 4 | 24 | 1,467 | 1,803 | |
| Wofford | 2 | 18 | 4 | 24 | 1,672 | 2,004 | |

| 2005-06 | | CONF | | ALL | | | |
|-----------------------|----|------|----|-----|-------|-------|--|
| | W | L | W | L | Pts. | Opp. | |
| Chattanooga | 18 | 0 | 27 | 4 | 2,328 | 1,905 | |
| UNCG | 12 | 6 | 18 | 12 | 2,023 | 1,924 | |
| Davidson | 12 | 6 | 17 | 12 | 1,918 | 1,827 | |
| Appalachian State | 11 | 7 | 15 | 13 | 1,878 | 1,961 | |
| Western Carolina | 8 | 10 | 9 | 20 | 1,990 | 2,087 | |
| Elon | 7 | 11 | 12 | 16 | 1,550 | 1,580 | |
| College of Charleston | 7 | 11 | 11 | 17 | 1,652 | 1,813 | |
| Georgia Southern | 7 | 11 | 11 | 18 | 1,870 | 2,030 | |
| Furman | 5 | 13 | 10 | 20 | 1,838 | 2,041 | |
| Wofford | 3 | 15 | 7 | 21 | 1,718 | 1,942 | |

| 2006-07 | | CONF | | ALL | | | |
|-----------------------|----|------|----|-----|-------|-------|--|
| | W | L | W | L | Pts. | Opp. | |
| Western Carolina | 15 | 3 | 24 | 10 | 2,358 | 2,239 | |
| Chattanooga | 15 | 3 | 25 | 8 | 2,379 | 2,109 | |
| Davidson | 13 | 5 | 23 | 9 | 2,260 | 1,964 | |
| UNCG | 13 | 5 | 20 | 10 | 1,990 | 1,912 | |
| Georgia Southern | 7 | 11 | 13 | 18 | 1,953 | 2,073 | |
| Wofford | 7 | 11 | 13 | 16 | 1,748 | 1,878 | |
| Appalachian State | 6 | 12 | 13 | 18 | 2,093 | 2,111 | |
| College of Charleston | 5 | 13 | 10 | 20 | 1,723 | 1,795 | |
| Furman | 5 | 13 | 11 | 20 | 1,748 | 1,899 | |
| Elon | 4 | 14 | 10 | 20 | 1,565 | 1,810 | |

| 2007-08 | | CONF | | ALL | | | |
|-----------------------|----|------|----|-----|-------|-------|--|
| | W | L | W | L | Pts. | Opp. | |
| Chattanooga | 18 | 0 | 29 | 4 | 2,297 | 1,866 | |
| Western Carolina | 15 | 3 | 25 | 9 | 2,518 | 2,275 | |
| Davidson | 13 | 5 | 19 | 11 | 1,949 | 1,868 | |
| Georgia Southern | 13 | 5 | 17 | 13 | 1,841 | 1,847 | |
| College of Charleston | 9 | 9 | 14 | 16 | 1,718 | 1,765 | |
| Elon | 6 | 12 | 12 | 20 | 1,908 | 1,929 | |
| Furman | 5 | 13 | 10 | 20 | 1,820 | 1,975 | |
| Appalachian State | 5 | 13 | 8 | 22 | 1,887 | 2,160 | |
| UNCG | 4 | 14 | 7 | 24 | 1,647 | 1,993 | |
| Wofford | 2 | 16 | 10 | 21 | 1,890 | 2,099 | |

| 2008-09 | | CONF | | ALL | | | |
|-----------------------|----|------|----|-----|-------|-------|--|
| | W | L | W | L | Pts. | Opp. | |
| Chattanooga | 17 | 3 | 22 | 10 | 2,226 | 1,862 | |
| Samford | 16 | 4 | 22 | 7 | 1,766 | 1,542 | |
| College of Charleston | 14 | 6 | 23 | 8 | 2,013 | 1,858 | |
| Western Carolina | 14 | 6 | 21 | 12 | 2,255 | 2,143 | |
| Georgia Southern | 11 | 9 | 16 | 14 | 1,774 | 1,772 | |



Miranda Warfield (2000-04) helped Chattanooga to SoCon regular-season and tournament titles in each of her four years on the squad and was named MVP of the SoCon Championship in 2002 and 2003.

YEAR-BY-YEAR STANDINGS



| | | | | | | |
|-------------------|----|----|----|----|-------|-------|
| Davidson | 11 | 9 | 12 | 18 | 1,961 | 2,043 |
| UNCG | 9 | 11 | 13 | 18 | 1,780 | 1,857 |
| Appalachian State | 7 | 13 | 9 | 22 | 1,840 | 2,151 |
| Furman | 6 | 14 | 12 | 18 | 1,862 | 1,955 |
| Wofford | 3 | 17 | 5 | 24 | 1,810 | 2,063 |
| Elon | 2 | 18 | 5 | 26 | 1,733 | 2,108 |

| | CONF | | ALL | | Pts. | Opp. |
|-----------------------|------|----|-----|----|-------|-------|
| | W | L | W | L | | |
| Chattanooga | 16 | 4 | 24 | 9 | 2,216 | 2,042 |
| Samford | 14 | 6 | 23 | 11 | 2,151 | 1,975 |
| Appalachian State | 14 | 6 | 23 | 12 | 2,336 | 2,191 |
| College of Charleston | 13 | 7 | 21 | 12 | 2,078 | 2,011 |
| Georgia Southern | 13 | 7 | 19 | 12 | 1,841 | 1,752 |
| Davidson | 12 | 8 | 14 | 15 | 1,921 | 1,919 |
| Elon | 6 | 14 | 12 | 19 | 2,000 | 2,043 |
| UNCG | 6 | 14 | 10 | 20 | 1,748 | 1,941 |
| Wofford | 6 | 14 | 8 | 21 | 1,759 | 2,014 |
| Western Carolina | 6 | 14 | 7 | 23 | 1,765 | 1,919 |
| Furman | 4 | 16 | 7 | 24 | 1,730 | 1,961 |

| | CONF | | ALL | | Pts. | Opp. |
|-----------------------|------|----|-----|----|-------|-------|
| | W | L | W | L | | |
| Appalachian State | 17 | 3 | 25 | 7 | 2,338 | 1,968 |
| Samford | 15 | 5 | 25 | 8 | 2,098 | 1,864 |
| Chattanooga | 13 | 7 | 17 | 14 | 2,071 | 2,037 |
| Elon | 12 | 8 | 20 | 13 | 2,247 | 2,120 |
| Furman | 10 | 10 | 14 | 16 | 1,866 | 1,921 |
| UNCG | 10 | 10 | 13 | 16 | 1,769 | 1,841 |
| Georgia Southern | 9 | 11 | 12 | 18 | 1,753 | 1,828 |
| Davidson | 8 | 12 | 14 | 17 | 1,913 | 1,878 |
| College of Charleston | 7 | 13 | 10 | 20 | 1,566 | 1,819 |
| Western Carolina | 6 | 14 | 9 | 22 | 1,699 | 1,950 |
| Wofford | 3 | 17 | 8 | 22 | 1,822 | 2,122 |

| | CONF | | ALL | | Pts. | Opp. |
|-----------------------|------|----|-----|----|-------|-------|
| | W | L | W | L | | |
| Appalachian State | 17 | 3 | 27 | 7 | 2,266 | 1,977 |
| Davidson | 17 | 3 | 22 | 10 | 1,962 | 1,733 |
| Chattanooga | 16 | 4 | 22 | 10 | 1,988 | 1,829 |
| Samford | 12 | 8 | 20 | 13 | 1,978 | 1,897 |
| Elon | 12 | 8 | 20 | 13 | 1,887 | 1,901 |
| Furman | 10 | 10 | 15 | 16 | 1,893 | 1,982 |
| Western Carolina | 8 | 12 | 14 | 17 | 1,629 | 1,751 |
| College of Charleston | 6 | 14 | 7 | 23 | 1,421 | 1,713 |
| Wofford | 5 | 15 | 13 | 18 | 1,836 | 1,884 |
| Georgia Southern | 4 | 16 | 8 | 22 | 1,553 | 1,772 |
| UNCG | 3 | 17 | 4 | 25 | 1,438 | 1,844 |

| | CONF | | ALL | | Pts. | Opp. |
|-----------------------|------|----|-----|----|-------|-------|
| | W | L | W | L | | |
| Chattanooga | 19 | 1 | 29 | 4 | 2,262 | 1,811 |
| Davidson | 16 | 4 | 22 | 13 | 2,195 | 2,005 |
| Elon | 14 | 6 | 19 | 14 | 2,168 | 2,101 |
| Appalachian State | 13 | 7 | 20 | 11 | 2,131 | 1,839 |
| College of Charleston | 11 | 9 | 16 | 16 | 1,995 | 2,026 |
| Samford | 11 | 9 | 15 | 16 | 1,670 | 1,685 |
| Furman | 8 | 12 | 12 | 18 | 1,790 | 2,036 |
| Georgia Southern | 6 | 14 | 8 | 23 | 1,652 | 1,951 |
| Western Carolina | 5 | 15 | 7 | 23 | 1,517 | 1,799 |
| UNCG | 4 | 16 | 8 | 23 | 1,772 | 2,124 |
| Wofford | 3 | 17 | 8 | 21 | 1,627 | 1,813 |

| | CONF | | ALL | | Pts. | Opp. |
|-------------------|------|----|-----|----|-------|-------|
| | W | L | W | L | | |
| Chattanooga | 18 | 0 | 29 | 4 | 2,302 | 1,856 |
| Furman | 12 | 6 | 18 | 13 | 2,077 | 2,030 |
| Davidson | 11 | 7 | 16 | 16 | 2,221 | 2,273 |
| Appalachian State | 10 | 8 | 13 | 16 | 1,834 | 1,889 |
| Elon | 10 | 8 | 15 | 16 | 2,009 | 2,072 |
| Samford | 8 | 10 | 10 | 20 | 1,633 | 1,765 |
| Western Carolina | 7 | 11 | 15 | 17 | 1,965 | 2,001 |
| Georgia Southern | 7 | 11 | 10 | 21 | 1,933 | 2,185 |
| Wofford | 4 | 14 | 6 | 23 | 1,703 | 2,023 |
| UNCG | 3 | 15 | 7 | 23 | 1,905 | 2,196 |

| | CONF | | ALL | | Pts. | Opp. |
|------------------|------|----|-----|----|-------|-------|
| | W | L | W | L | | |
| Chattanooga | 14 | 0 | 29 | 4 | 2,067 | 1,665 |
| ETSU | 11 | 3 | 21 | 12 | 2,246 | 2,129 |
| Mercer | 9 | 5 | 20 | 15 | 2,337 | 2,240 |
| Samford | 8 | 6 | 15 | 15 | 1,782 | 1,722 |
| Furman | 7 | 7 | 19 | 14 | 2,249 | 2,175 |
| Western Carolina | 3 | 11 | 11 | 19 | 1,855 | 1,950 |
| Wofford | 3 | 11 | 8 | 22 | 1,695 | 1,949 |
| UNCG | 1 | 13 | 6 | 24 | 1,905 | 2,224 |



ETSU's Destiny Mitchell nearly averaged a double-double for the Bucs in 2014-15, their first season back in the league after a nine-year absence. Mitchell scored 11.2 points per game and pulled down a SoCon-best 9.1 rebounds per contest as ETSU finished second in the regular-season standings and reached the SoCon tournament title game, where it fell to a nationally ranked Chattanooga squad in overtime.

| | CONF | | ALL | | Pts. | Opp. |
|------------------|------|----|-----|----|-------|-------|
| | W | L | W | L | | |
| Mercer | 12 | 2 | 24 | 9 | 2,129 | 1,857 |
| Chattanooga | 12 | 2 | 24 | 8 | 1,847 | 1,692 |
| Samford | 11 | 3 | 20 | 11 | 1,719 | 1,555 |
| ETSU | 8 | 6 | 16 | 14 | 1,808 | 1,862 |
| Furman | 7 | 7 | 15 | 16 | 1,968 | 1,983 |
| Wofford | 3 | 11 | 9 | 20 | 1,747 | 1,907 |
| Western Carolina | 3 | 11 | 7 | 22 | 1,811 | 2,020 |
| UNCG | 0 | 14 | 8 | 22 | 1,965 | 2,203 |

| | CONF | | ALL | | Pts. | Opp. |
|------------------|------|----|-----|----|-------|-------|
| | W | L | W | L | | |
| Mercer | 12 | 2 | 25 | 7 | 2,106 | 1,814 |
| Chattanooga | 12 | 2 | 21 | 11 | 1,950 | 1,872 |
| ETSU | 8 | 6 | 16 | 14 | 1,950 | 1,925 |
| UNCG | 7 | 7 | 20 | 15 | 2,225 | 2,104 |
| Furman | 7 | 7 | 14 | 17 | 1,920 | 1,834 |
| Samford | 4 | 10 | 12 | 19 | 1,710 | 1,803 |
| Wofford | 3 | 11 | 13 | 17 | 1,853 | 1,912 |
| Western Carolina | 3 | 11 | 8 | 22 | 1,699 | 2,019 |

| | CONF | | ALL | | Pts. | Opp. |
|------------------|------|----|-----|----|-------|-------|
| | W | L | W | L | | |
| Mercer | 14 | 0 | 30 | 3 | 2,332 | 1,811 |
| ETSU | 11 | 3 | 20 | 13 | 2,215 | 2,125 |
| Chattanooga | 8 | 6 | 17 | 13 | 1,764 | 1,700 |
| Furman | 7 | 7 | 18 | 14 | 2,062 | 1,992 |
| Samford | 6 | 8 | 15 | 16 | 1,795 | 1,931 |
| UNCG | 6 | 8 | 13 | 18 | 1,959 | 1,925 |
| Wofford | 3 | 11 | 10 | 20 | 1,878 | 1,994 |
| Western Carolina | 1 | 13 | 5 | 25 | 1,648 | 1,918 |

| | CONF | | ALL | | Pts. | Opp. |
|------------------|------|----|-----|----|-------|-------|
| | W | L | W | L | | |
| Mercer | 14 | 0 | 25 | 8 | 2,226 | 2,023 |
| Furman | 9 | 5 | 19 | 14 | 2,132 | 2,102 |
| Chattanooga | 8 | 6 | 14 | 17 | 1,923 | 1,994 |
| ETSU | 8 | 6 | 10 | 21 | 2,103 | 2,243 |
| Wofford | 7 | 7 | 16 | 15 | 2,258 | 2,100 |
| UNCG | 5 | 9 | 11 | 19 | 1,910 | 1,826 |
| Samford | 5 | 9 | 10 | 20 | 1,753 | 1,953 |
| Western Carolina | 0 | 14 | 4 | 26 | 1,609 | 2,080 |

| | CONF | | ALL | | Pts. | Opp. |
|------------------|------|----|-----|----|-------|-------|
| | W | L | W | L | | |
| UNCG | 10 | 4 | 23 | 9 | 2,049 | 1,771 |
| Samford | 10 | 4 | 18 | 14 | 2,117 | 2,002 |
| Chattanooga | 10 | 4 | 11 | 18 | 1,628 | 1,884 |
| Furman | 8 | 6 | 19 | 12 | 2,035 | 1,900 |
| Wofford | 8 | 6 | 15 | 15 | 2,041 | 1,840 |
| ETSU | 4 | 10 | 9 | 21 | 1,761 | 2,048 |
| Mercer | 4 | 10 | 8 | 23 | 1,831 | 2,054 |
| Western Carolina | 2 | 12 | 5 | 25 | 1,654 | 1,996 |

| | CONF | | ALL | | Pts. | Opp. |
|------------------|------|----|-----|----|-------|-------|
| | W | L | W | L | | |
| Samford | 11 | 2 | 14 | 11 | 1,706 | 1,579 |
| Mercer | 10 | 3 | 19 | 7 | 1,777 | 1,559 |
| Chattanooga | 9 | 5 | 14 | 10 | 1,525 | 1,495 |
| Wofford | 7 | 7 | 13 | 11 | 1,500 | 1,472 |
| Furman | 6 | 8 | 11 | 14 | 1,494 | 1,534 |
| UNCG | 6 | 8 | 8 | 16 | 1,209 | 1,369 |
| Western Carolina | 3 | 10 | 6 | 18 | 1,327 | 1,542 |
| ETSU | 1 | 10 | 4 | 16 | 1,166 | 1,329 |



SOCON TOURNAMENT RESULTS

#SoConHoops

1984

FIRST ROUND

(at Huntington, W.Va.)

Marshall 89, Furman 61
(at Cullowhee, N.C.)
Western Carolina 75, Appalachian State 66

SEMIFINALS (at Chattanooga, Tenn.)

ETSU 66, Marshall 64
Chattanooga 74, Western Carolina 54

CHAMPIONSHIP (at Chattanooga, Tenn.)

Chattanooga 60, ETSU 45
ETSU - Blair 1 1-4 3, Mills 3 1-1 7, Jaffke 3 0-0 6, Hines 3 2-4 8, Skala 3 2-2 8, Caldwell 0 0-0 0, Larkey 5 3-4 13. Totals: 18 9-15 45.
CHATTANOOGA - Horsey 6 2-2 14, McClure 4 0-1 8, Chairs 8 7-8 23, Irby 5 1-4 11, Weems 0 2-3 2, McCord 1 0-0 2, Hill 0 0-0 0, Benson 0 0-0 0. Totals: 24 12-18 60.
Halftime - Chattanooga 23, ETSU 21.

1985

FIRST ROUND

(at Johnson City, Tenn.)

ETSU 72, Western Carolina 51
(at Boone, N.C.)
Appalachian State 86, Furman 68

SEMIFINALS (at Johnson City, Tenn.)

Chattanooga 75, ETSU 70
Marshall 68, Appalachian State 62

CHAMPIONSHIP (at Johnson City, Tenn.)

Chattanooga 88, Marshall 76
MARSHALL - Pelphrey 12 4-4 28, Wiggins 2 0-0 4, Shepherd 7 4-4 18, May 0 1-2 1, Abercrombie 3 1-2 7, Cromer 1 0-0 2, Lewis 6 0-0 12, Grau 2 0-0 4, Gibson 0 0-0 0. Totals: 33 10-12 76.
CHATTANOOGA - Kirk 3 2-3 8, McClure 9 2-2 20, Bush 6 1-2 13, McCord 3 2-2 8, Weems 5 6-6 16, Corn 0 0-0 0, Bell 2 5-6 9, Benson 4 0-2 8, Jackson 2 2-2 6. Totals: 34 20-25 88.
Halftime - Chattanooga 43, Marshall 30.

1986

at Boone, N.C.

FIRST ROUND

ETSU 68, Western Carolina 62
Appalachian State 83, Furman 64

SEMIFINALS

Chattanooga 86, Appalachian State 79
Marshall 77, ETSU 72

CHAMPIONSHIP

Chattanooga 77, Marshall 69
MARSHALL - Wiggins 6 3-3 15, Pelphrey 8 1-2 17, Van Liew 0 0-0 0, May 10 1-2 21, Abercrombie 2 0-0 4, Lewis 2 0-0 4, McClurkin 3 0-0 6, Leavitt 0 2-2 2. Totals: 31 6-8 69.
CHATTANOOGA - Bell 3 2-2 8, Kirk 6 3-4 15, Bush 2 0-0 4, Winton 6 3-3 15, McCord 4 3-6 11, Mosley 1 0-0 2, Corn 1 3-4 5, Benson 5 0-0 10, Cruse 1 0-0 2, Hubbard 2 1-2 5, Jackson 0 0-0 0. Totals: 31 15-21 77.
Halftime - Chattanooga 40, Marshall 37.

1987

at Cullowhee, N.C.

FIRST ROUND

Western Carolina 70, Furman 58
ETSU 77, Chattanooga 74

SEMIFINALS

Marshall 83, ETSU 81 (2OT)
Appalachian State 86, Western Carolina 66

CHAMPIONSHIP

Appalachian State 68, Marshall 65
APPALACHIAN STATE - Laney 3 4-4 10, Robinson 6 1-3 13, Whiteside 12 2-10 26, Swicegood 2 0-1 4, Dalton 3 4-4 10, Brackett 0 0-0 0, Sigmon 1 3-4 5. Totals: 27 14-26 68.
MARSHALL - Lewis 6 1-2 13, Parsley 0 0-0 0, Simms 9 2-2 20, McClurkin 1 1-2 3, Wiggins 5 7-8 17, Leavitt

2 1-2 5, Triplin 3 1-1 7. Totals: 26 13-16 65.
Halftime - Marshall 35, Appalachian State 27.

1988

at Huntington, W.Va.

FIRST ROUND

Chattanooga 70, ETSU 68
Furman 63, Western Carolina 55

SEMIFINALS

Appalachian State 104, Furman 77
Marshall 80, Chattanooga 77

CHAMPIONSHIP

Appalachian State 72, Marshall 67
APPALACHIAN STATE - Laney 3 3-4 9, Johnson 8 0-0 16, Whiteside 10 4-12 24, Swicegood 2 0-0 4, Dalton 5 4-4 14, Brackett 2 0-0 4, Sigmon 0 0-0 0. Totals: 30 11-20 72.
MARSHALL - McClurkin 3 1-2 7, Scott 7 0-1 14, Parsley 2 1-1 5, Stephenson 1 2-2 4, Lewis 7 4-4 18, Johnson 4 0-0 9, Jones 0 0-0 0, Leavitt 1 2-2 4, Shipp 0 0-0 0, Deal 2 2-2 6. Totals: 27 12-14 67.
3-point goals - Appalachian State 1 (Dalton); Marshall 1 (Johnson).
Halftime - Appalachian State 39, Marshall 33.

1989

at Johnson City, Tenn.

FIRST ROUND

Chattanooga 67, Western Carolina 53
Furman 70, ETSU 69

SEMIFINALS

Furman 75, Marshall 56
Chattanooga 80, Appalachian State 73

CHAMPIONSHIP

Chattanooga 69, Furman 65
FURMAN - Whitaker 3 0-0 6, Greene 6 2-2 14, McKinney 1 4-5 6, Glass 2 1-2 5, Mischel 0 0-0 0, Rhynehardt 9 3-4 21, Haus 0 2-2 2, Geary 3 3-3 9, Cleckley 1 0-0 2. Totals: 25 15-18 65.
CHATTANOOGA - Copeland 0 0-0 0, Stallings 4 0-2 8, Powell 6 3-7 15, Winton 5 0-1 13, Smith 2 6-6 11, Wales 1 0-0 2, Carroll 1 1-2 3, Beightol 2 1-2 5, Blackburn 0 0-0 0, Mayfield 4 0-0 11. Totals: 25 11-20 68.
3-point goals - Chattanooga 7 (Winton 3, Mayfield 3, Smith).
Halftime - Chattanooga 36, Furman 27.

1990

at Johnson City, Tenn.

FIRST ROUND

ETSU 61, Marshall 58
Chattanooga 80, Western Carolina 78

SEMIFINALS

Appalachian State 70, Chattanooga 67
Furman 98, ETSU 84

CHAMPIONSHIP

Appalachian State 94, Furman 90
APPALACHIAN STATE - Thomas 5 13-18 23, Smith 5 4-6 14, Cunningham 12 3-5 27, Gruca 6 4-6 19, Morgan 1 0-1 2, Cain 3 0-0 6, Inman 0 0-0 0, Konrad 1 0-0 2. Totals: 33 24-36 94.
FURMAN - Greene 4 3-3 11, Brown 7 1-2 15, Cleckley 7 0-0 14, Rhynehardt 6 7-10 19, Glass 8 2-2 18, Mischel 2 1-1 5, Geary 0 2-2 2, McKinney 3 0-0 6. Totals: 37 16-20 90.
3-point goals - Appalachian State 4 (Gruca 3, Smith).
Halftime - Appalachian State 57, Furman 36.

1991

at Johnson City, Tenn.

FIRST ROUND

Appalachian State 84, Furman 77
ETSU 88, Western Carolina 69

SEMIFINALS

Appalachian State 89, Chattanooga 87
ETSU 72, Marshall 66

CHAMPIONSHIP

Appalachian State 98, ETSU 87
APPALACHIAN STATE - Ikard 4 2-4 10, Gruca 3 0-1 9, Thomas 12 3-3 27, Roberson 7 2-2 17, Yount 9 3-6 24, Cannon 0 0-0 0, Hitchcock 0 0-0 0, Konrad 4 3-6 11, Coker 0 0-0 0. Totals: 40 13-25 98.
ETSU - Colclough 3 1-2 7, Cantrell 3 1-2 8, Louallen 11 5-8 27, Hopson 13 10-10 36, Bridges 2 0-1 4, Cooke 1 0-0 3, Lawson 1 0-0 2, Carter 0 0-0 0, Fryar 0 0-1 0. Totals: 34 17-24 87.
3-point goals - Appalachian State 5 (Gruca 3, Roberson, Yount); ETSU 2 (Cantrell, Cooke).
Halftime - Appalachian State 52, ETSU 43.

1992

at Johnson City, Tenn.

FIRST ROUND

Western Carolina 59, Marshall 58 (OT)
ETSU 96, Appalachian State 74

SEMIFINALS

Furman 83, ETSU 70
Chattanooga 84, Western Carolina 69

CHAMPIONSHIP

Chattanooga 84, Furman 66
CHATTANOOGA - Dowdell 6 3-5 15, Carroll 8 0-0 16, Brown 6 1-2 13, Barnett 3 3-3 11, Cameron 1 7-8 9, Childers 0 0-0 0, Alexander 0 0-0 0, Reynolds 2 4-4 8, Wooden 0 0-0 0, Curtis 1 0-0 2, Overcast 4 2-2 10. Totals: 31 20-24 84.
FURMAN - Rhynehardt 1 3-4 5, Armstrong 4 4-7 12, R. Brown 10 1-3 21, Jones 2 1-2 5, Stanley 5 0-0 14, Sims 1 0-0 3, Blackwell 0 0-0 0, Fails 0 0-0 0, Creamer 0 0-0 0, C. Brown 3 0-0 6, Levesque 0 0-0 0. Totals: 26 9-16 66.
3-point goals - Chattanooga 2 (Barnett 2); Furman 5 (Stanley 4, Sims).
Halftime - Chattanooga 45, Furman 31.

1993

at Johnson City, Tenn.

FIRST ROUND

Marshall 74, ETSU 55
Chattanooga 91, Western Carolina 66
Georgia Southern 66, Appalachian State 56

SEMIFINALS

Furman 74, Marshall 58
Georgia Southern 83, Chattanooga 73

CHAMPIONSHIP

Georgia Southern 76, Furman 73
GEORGIA SOUTHERN - Autrey 4 0-0 8, Dunn 3 0-0 7, Christmas 4 3-7 11, Johnson 4 6-8 14, G. Smith 2 0-1 4, Williams 0 0-0 0, Copeland 5 0-0 10, Primeaux 0 0-0 0, Anderson 6 0-0 15, McClelland 1 0-2 2, S. Smith 2 1-4 5. Totals: 31 10-22 76.
FURMAN - Armstrong 3 0-1 6, Creamer 6 2-5 14, R. Brown 7 3-5 17, Jones 1 7-8 9, Stanley 4 7-8 18, Sims 1 0-0 3, Wilson 0 0-0 0, C. Brown 3 0-0 6, Levesque 0 0-0 0. Totals: 25 19-27 73.
3-point goals - Georgia Southern 4 (Anderson 3, Dunn); Furman 4 (Stanley 3, Sims).
Halftime - Furman 40, Georgia Southern 35.

1994

at Greenville, S.C.

FIRST ROUND

Georgia Southern 71, Davidson 62
Appalachian State 77, Western Carolina 57
Furman 89, ETSU 75
Chattanooga 70, Marshall 56

SEMIFINALS

Georgia Southern 85, Chattanooga 72
Furman 77, Appalachian State 73

CHAMPIONSHIP

Georgia Southern 59, Furman 55
GEORGIA SOUTHERN - Autrey 7 2-7 16, Johnson 5 2-2 12, Tyson 0 0-0 0, Childers 2 0-0 6, Copeland 5 3-4 14, Primeaux 0 2-2 2, James 1 0-0 2, Anderson 2 1-2 6, Askew 0 1-2 1, Spake 0 0-0 0. Totals: 22 11-19 59.

SOCON TOURNAMENT RESULTS



FURMAN – Creamer 5 0-0 11, Levesque 3 0-0 6, Brown 7 5-9 19, Stanley 2 2-2 7, Jones 2 3-4 9, Sims 0 0-0 0, Nate Jackson 1 1-2 3, Natasha Jackson 0 0-1 0. Totals: 20 11-18 55.

3-point goals – Georgia Southern 4 (Childers 2, Copeland 1, Anderson 1); Furman 4 (Jones 2, Creamer 1, Stanley 1).
Halftime – Furman 25, Georgia Southern 16.

1995

FIRST ROUND

(at Johnson City, Tenn.)

ETSU 88, Davidson 70

(at Statesboro, Ga.)

Georgia Southern 95, Western Carolina 55

(at Greenville, S.C.)

Furman 48, Chattanooga 45

(at Boone, N.C.)

Appalachian State 90, Marshall 71

SEMIFINALS (at Asheville, N.C.)

ETSU 79, Appalachian State 69

Furman 74, Georgia Southern 61

CHAMPIONSHIP (at Asheville, N.C.)

Furman 88, ETSU 85

FURMAN – Creamer 12 0-1 24, Bristow 3 8-10 14, Levesque 0 0-0 0, Stanley 7 8-8 26, Sims 2 2-2 7, Fails 1 0-0 0, Naté Jackson 2 2-2 6, Natasha Jackson 2 0-2 4, Noethling 3 1-3 7. Totals: 31 21-28 88.

ETSU – Engle 9 4-6 24, Blocker 5 11-16 21, McClellan 5 1-2 11, Jones 4 3-4 13, Reed 4 3-5 12, Vaughan 0 0-0 0, DeGabrielle 0 0-0 0, Grainger 0 4-4 4. Totals: 27 26-37 85.

3-point goals – Furman 5 (Stanley 4, Sims 1); ETSU 5 (Engle 2, Jones 2, Reed 1).

Halftime – Furman 50, ETSU 39.

1996

FIRST ROUND

(at Boone, N.C.)

Appalachian State 92, ETSU 75

(at Huntington, W.Va.)

Marshall 83, Western Carolina 74

(at Statesboro, Ga.)

Georgia Southern 91, Furman 68

(at Davidson, N.C.)

Davidson 80, Chattanooga 51

SEMIFINALS (at Greensboro, N.C.)

Appalachian State 83, Davidson 68

Marshall 108, Georgia Southern 82

CHAMPIONSHIP (at Greensboro, N.C.)

Appalachian State 77, Marshall 75

APPALACHIAN STATE – Thompson 4 0-0 8, Artosalo 2 4-4 8, Hinton 13 0-2 26, Spencer 1 0-0 3, Davis 3 2-2 8, Rowe 0 2-2 2, Sims 0 0-0 0, Jones 2 0-0 4, Schoolfield 0 2-2 2, Karlqvist 3 4-5 12, Tate 2 0-0 4. Totals: 30 14-17 77.

MARSHALL – McCauley 3 2-2 10, Evans 1 2-3 4, Behnfeldt 4 2-2 12, Wine 7 4-7 20, Simmons 0 3-4 3, Lenhart 0 0-0 0, Sexton 3 4-6 10, Mason 7 2-2 16. Totals: 25 19-26 75.

3-point goals – Appalachian State 3 (Karlqvist 2, Spencer 1), Marshall 6 (McCauley 2, Behnfeldt 2, Wine 2).

Halftime – Marshall 38, Appalachian State 37.

1997

FIRST ROUND

(at Greenville, S.C.)

ETSU 64, Furman 62

(at Huntington, W.Va.)

Marshall 85, Western Carolina 77

(at Boone, N.C.)

Appalachian State 80, Chattanooga 62

(at Statesboro, Ga.)

Georgia Southern 73, Davidson 70

SEMIFINALS (at Greensboro, N.C.)

Georgia Southern 66, ETSU 63

Marshall 79, Appalachian State 74

CHAMPIONSHIP (at Greensboro, N.C.)

Marshall 77, Georgia Southern 69

MARSHALL – Simmons 5 7-8 19, McCauley 6 0-0 15, Rosko 4 2-3 12, Sexton 3 5-7 12, Behnfeldt 1 6-8 8, Mason 0 6-6 6, Fall 2 0-0 4, Lincoln 0 1-2 1, Lenhart 0 0-0 0, Byrd 0 0-1 0. Totals: 21 27-35 77

GEORGIA SOUTHERN – Rivers 7 3-5 18, Hall 4 5-10 13, Mitchell 4 2-2 10, Durrett 3 2-3 9, Askew 2 2-2 6, Trjeskal 2 0-0 5, Arnold 2 0-0 4, Toole 1 0-0 2, Whatley 1 0-0 2, Warren 0 0-0 0, Perry 0 0-2 0. Totals: 26 14-24 69.

3-point goals – Marshall 8 (McCauley 3, Simmons 2, Rosko 2, Sexton 1); Georgia Southern 3 (Rivers 1, Trjeskal 1, Durrett 1)

Halftime – 36 Marshall, 26 Georgia Southern.

1998

at Greensboro, N.C.

FIRST ROUND

Wofford 70, Chattanooga 57

SECOND ROUND

Georgia Southern 84, Wofford 57

Furman 85, ETSU 74

Davidson 79, Appalachian State 63

UNCG 86, Western Carolina 54

SEMIFINALS

Georgia Southern 80, Furman 60

UNCG 78, Davidson 75

CHAMPIONSHIP

UNCG 75, Georgia Southern 69

UNCG – Brediger 3 6-10 18, Viverette 3 4-13 18, Goodson 4 4-10 11, Gwaltney 0 2-4 10, Ochs 2 3-8 10, Smith 1 2-5 6, Lewis 0 1-2 2. Totals: 15 22-56 75

GEORGIA SOUTHERN – Hall 5 10-16 21, Krach 2 3-4 8, Mitchell 1 4-8 8, Trjeskal 2 2-9 8, Arnold 5 3-6 7, Durrett 4 3-8 6, Warren 0 3-4 6, Perry 3 1-5 3, Langley 0 0-0 2. Totals: 24 29-61 69

3-point goals – UNCG 4 (Viverette 2, Gwaltney 1, Ochs 1); Georgia Southern 5 (Krach 2, Trjeskal 2, Arnold 1)

Halftime – UNCG 24, Georgia Southern 32.

1999

at Greensboro, N.C.

FIRST ROUND

Wofford 73, Chattanooga 69

Western Carolina 67, College of Charleston 57

QUARTERFINALS

Davidson 62, Furman 56

UNCG 95, Wofford 58

ETSU 96, Western Carolina, 69

Appalachian State 86, Georgia Southern 82

SEMIFINALS

Davidson 92, UNCG 91

Appalachian State 77, ETSU 72

CHAMPIONSHIP

Appalachian State 78, Davidson 69

APPALACHIAN STATE – Schoolfield 9 6-6 24, Gagliano 6 8-8 20, Lettsome 5 0-0 10, Dolan 1 6-8 8, Edwards 1 3-5 5, Romano 0 5-6 5, Chappell 1 1-2 4, Hergerova 0 2-2 2. Totals: 23 31-39 78

DAVIDSON – KBrown 9 2-2 22, JBrown 5 1-2 13, O'Brien 5 1-2 12, Kamp 4 4-5 9, Magette 2 0-0 6, Uhernik 1 2-2 4, Schott 0 2-2 2, Taylor 0 1-2 1. Totals: 25 13-18 69

3-point goals – Appalachian St. 1 (Chappell); Davidson 6 (K. Brown 2, Magette 2, O'Brien 1, JBrown 1)

Halftime – Appalachian St. 35, Davidson 27.

2000

at Greenville, S.C.

FIRST ROUND

Wofford 66, Western Carolina 56

Davidson 71, College of Charleston 51

SECOND ROUND

UNCG 92, Appalachian State 75

Chattanooga 77, Wofford 46

Furman 73, Davidson 56

ETSU 82, Georgia Southern 73

SEMIFINALS

UNCG 73, Chattanooga 67

Furman 73, ETSU 61

CHAMPIONSHIP

Furman 68, UNCG 49

FURMAN – Hodges 4 0-0 8, Smith 5 3-3 13, Young 1 3-4 5, Charles 3 2-2 10, Scott 4 0-0 8, Bufford 0 0-0 0, Crutchfield 0 0-0 0, Shipp, 2 5-7 9, Moran 0 0-0 0, Wake 1 7-8 9, Totals: 23 20-24, 68

UNCG – Dodgen 4 4-4 12, DelCampo 2 0-2 5, Gwaltney 5 2-3 12, Foster 1 5-6 7, Smith 1 2-4 4, Murray 0 0-0 0, Hart 0 0-0 0, Armstrong 0 0-0 0, Reid 3 0-0 6, Goodson 1 0-0 3. Totals: 17 13-19 49

3-point goals – Furman 2 (Charles, 2); UNCG- 2 (DelCampo, Goodson)

Halftime – Furman 32, UNCG 29.

2001

at Greenville, S.C.

FIRST ROUND

Wofford 76, Davidson 62

Appalachian State 69, College of Charleston 55

QUARTERFINALS

Furman 77, Western Carolina 59

Chattanooga 77, Wofford 59

Georgia Southern 76, Appalachian State 72

UNCG 85, ETSU 53

SEMIFINALS

Chattanooga 72, Furman 56

UNCG 70, Georgia Southern 66

CHAMPIONSHIP

Chattanooga 64, UNCG 63

UNCG – Gwaltney 6-12 3-5 15; Foster 4-10 3-6 14; Dodgen 4-10 2-2 11; DelCampo 4-8 0-0 9; Reid 3-7 2-2 8; Murray 1-5 0-0 2; Lambert 1-2 0-0 2; Hart 1-3 0-0 2. Totals: 24-57 10-15 63.

CHATTANOOGA – Lewis 6-10 0-0 14; Wilson 6-10 2-2 14; Bullock 4-14 1-2 10; Dykes 4-6 2-5 10; Warfield 2-14 5-6 9; Irons 1-3 0-0 3; Rollins 1-6 0-0 2; Banks 0-3 2-2 2; Carmichael 0-2 0-0 0; Galloway 0-1 0-0 0. Totals 24-69 12-17 64.

3-point goals – UNCG 5-12 (Foster 3-5; DelCampo 1-3; Dodgen 1-2; Murray 0-1; Gwaltney 0-1), Chattanooga 4-23 (Lewis 2-4; Irons 1-2; Bullock 1-5; Warfield 0-6; Rollins 0-5; Carmichael 0-1).

Halftime – UNCG 33, Chattanooga 33.

2002

at Charleston, S.C.

FIRST ROUND

Appalachian State 64, Davidson 63

College of Charleston 85, ETSU 65

QUARTERFINALS

Wofford 73, Georgia Southern 63

Chattanooga 81, Appalachian State 64

UNCG 77, College of Charleston 51

Furman 72, Western Carolina 58

SEMIFINALS

Chattanooga 65, Wofford 61 (OT)

UNCG 71, Furman 62

CHAMPIONSHIP

Chattanooga 77, UNCG 69

UNCG – Lambert 6-8 2-3 15; Dodgen 7-12 0-0 14; Murray 6-10 0-0 13; Reid 4-7 0-0 8; Hart 2-4 3-4 7; Foster 2-7 0-0 5; Eaton 2-5 0-0 5; Williams 1-4 0-0 2. Totals: 30-57 5-7 69.

CHATTANOOGA – Warfield 7-16 3-4 20; Bullock 3-9 6-8 12; Wilson 5-9 2-2 12; McDivitt 1-3 9-10 11; Patton 3-4 2-4 8; Dykes 2-2 2-2 6; Irons 1-8 0-0 3; Rollins 1-2 0-0 3; Sermons 1-3 0-0 2. Totals: 24-56 24-30 77.

3-point goals – UNCG 4-9 (Lambert 1; Foster 1;



SOCON TOURNAMENT RESULTS

Murray 1; Eaton 1), Chattanooga 5-15 (Warfield 3; Rollins 1)

2003 at Charleston, S.C.

FIRST ROUND

College of Charleston 76, ETSU 60
Davidson 72, Wofford 70

QUARTERFINALS

Furman 65, UNCG 51
Chattanooga 75, College of Charleston 49
Davidson 62, Western Carolina 58
Georgia Southern 82, Appalachian State 71 (OT)

SEMIFINALS

Chattanooga 65, Furman 53
Georgia Southern 62, Davidson 57

CHAMPIONSHIP

Chattanooga 66, Georgia Southern 52
GEORGIA SOUTHERN – Lindsay 6-12 4-7 16; Lanier 3-10 2-2 8; Everett 4-13 0-0 8; Loiciano 2-9 0-0 5; Tiller 2-3 0-0 5; Benemon 2-7 0-0 4; Hill 1-10 2-2 4; Dubose 0-3 2-2 2; McCorkle 0-2 0-0 0; Spoon 0-1 0-0 0. Totals: 20-70 10-13 52.

CHATTANOOGA – Wilson 5-7 2-3 12; McDivitt 4-7 2-2 11; Warfield 3-12 4-5 11; Brown 3-4 3-4 11; Irons 3-8 0-0 6; Roberson 1-5 2-4 4; Galloway 1-6 2-3 4; Sermons 1-2 1-2 3; Patton 1-2 0-0 2. Totals: 22-53 18-25 66.

3-point goals – Georgia Southern 2-10 (Tiller 1, Loiciano 1; Chattanooga 4-12 (Brown 2, Warfield 1, McDivitt 1).

Halftime – Chattanooga 33, Georgia Southern 19.

2004 at Charleston, S.C.

FIRST ROUND

Georgia Southern 65, Appalachian State 58
College of Charleston 59, UNCG 50
Western Carolina 60, Wofford 38

QUARTERFINALS

Elon 84, ETSU 68
Chattanooga 73, Georgia Southern 50
Furman 77, College of Charleston 56
Western Carolina 66, Davidson 58

SEMIFINALS

Chattanooga 67, Elon 37
Western Carolina 75, Furman 66

CHAMPIONSHIP

Chattanooga 86, Western Carolina 68
WESTERN CAROLINA – Gardner 6-8 2-5 16; Hamm 4-12 3-4 11; Maleraite 3-5 1-1 9; Glass 2-9 3-5 8; Allen 3-9 0-0 8; Blackwell 2-5 2-2 6; Tanner 2-5 2-3 6; May 2-2 0-2 4. Totals: 24-55 13-22 68.

CHATTANOOGA – Roberson 8-14 4-8 20; Brown 6-12 2-2 16; Warfield 4-10 1-2 12; Sippel 5-10 0-0 10; McDivitt 2-4 3-3 9; Galloway 3-7 0-0 8; Patton 3-5 0-0 6; Mattison 1-4 3-3 5; Talley 0-1 0-0 0. Totals: 32-67 13-18 86.

3-point goals – Western Carolina 7-18 (Gardner 2; Maleraite 2; Allen 2; Glass 1); Chattanooga 9-18 (Warfield 3; Brown 2; Galloway 2; McDivitt 2).

Halftime – Chattanooga 43, Western Carolina 25.

2005 at Chattanooga, Tenn.

FIRST ROUND

ETSU 74, Appalachian State 64 (OT)
College of Charleston 69, Elon 39
Western Carolina 79, Wofford 62

QUARTERFINALS

Georgia Southern 55, UNCG 48
ETSU 55, Chattanooga 50
Davidson 68, College of Charleston 48
Western Carolina 66, Furman 56

SEMIFINALS

Georgia Southern 73, ETSU 71 (OT)
Western Carolina 59, Davidson 58



Chattanooga's Miranda Warfield was a part of four SoCon tournament championship teams from 2001-04, winning MVP honors in both 2002 and 2003.

CHAMPIONSHIP

Western Carolina 97, Georgia Southern 95 (2OT)
WESTERN CAROLINA – Gardner 15-19 13-15 45; Tanner 6-9 2-2 16; Maleraite 0-0 10; Keith 4-10 0-0 9; Glass 2-4 3-5 7; Dawson 0-7 4-4 4; May 1-7 1-2 3; Hardy 1-9 0-0 2; Pellom 0-1 1-2 1; Barnes 0-4 0-0 0; Johnson 0-1 0-0 0; Totals: 33-79 24-30 97.

GEORGIA SOUTHERN – Brown 11-17 1-2 27; Benemon 7-16 8-9 22; Dubose 4-9 4-6 14; Lee 3-8 2-2 8; Early 2-2 3-5 7; Tiller 2-5 0-0 6; Newton 2-4 2-4 6; Waterman 1-1 1-2 3; Atwood 1-9 0-0 2. Totals: 33-71 21-30 95.

3-point goals – Western Carolina 7-24 (Gardner 2, Maleraite 2, Tanner 2, Keith 1), Georgia Southern 8-19 (Brown 4, Tiller 2; Dubose 2.

Halftime – Georgia Southern 51, Western Carolina 46.

Regulation – Georgia Southern 81, Western Carolina 81.

First overtime – Georgia Southern 88, Western Carolina 88.

2006

FIRST ROUND (at Charleston, S.C.)

Furman 66, College of Charleston 63
Georgia Southern 77, Wofford 66

QUARTERFINALS (at Charleston, S.C.)

Western Carolina 80, Appalachian State 71
UNCG 68, Georgia Southern 56
Davidson 55, Elon 53

SEMIFINALS (at North Charleston, S.C.)

Chattanooga 77, Western Carolina 73
UNCG 69, Davidson 58

CHAMPIONSHIP (at North Charleston, S.C.)

Chattanooga 91, UNCG 79
UNCG – Otamiri 8 2-2 20, Latham 5 4-4 15, Chamberlain 2 1-2 5, Boone 7 3-5 17, Byrd 4 0-0 10,

Dixon 1 2-2 4, Jackson 1 0-0 3, Brooks 0 0-0 0, Ling 0 0-0 0, Grimsley 1 0-0 3, Current 0 0-0 0, Blair 1 0-0 2. Totals: 30 12-15 79.

CHATTANOOGA – Roberson 8 4-5 20, Anderson 5 5-6 16, Brown 3 4-7 12, Hall 3 4-4 12, Mattison 3 5-6 13, Hand 5 1-2 15, Spann 1 0-0 3. Totals: 28 23-30 91. 3-point goals – UNCG 7-23 (Otamiri 2, Byrd 2, Latham 1, Jackson 1, Grimsley 1). Chattanooga 12-25 (Anderson 5, Mattison 5, Roberson 4, Brown 4, Hall 4, Spann 1).

Halftime – Chattanooga 49, UNCG 35.

2007 at North Charleston, S.C.

FIRST ROUND

Furman 64, College of Charleston 59
Appalachian State 64, Elon 50

QUARTERFINALS

Chattanooga 84, Appalachian State 60
Western Carolina 79, Furman 50
Georgia Southern 81, UNCG 64
Davidson 71, Wofford 62

SEMIFINALS

Western Carolina 73, Georgia Southern 59
Chattanooga 80, Davidson 68

CHAMPIONSHIP

Chattanooga 84, Western Carolina 66
CHATTANOOGA – Spann 0 0-0 0, Anderson 13 4-5 30, Hatchett 0 0-0 0, Hall 6 3-4 18, Hand 3 6-6 15, Houts 0 0-0 0, Mohr 1 0-0 2, Wade-Fray 1 3-3 5, Ogan 0 0-0 0, Hollinquest 5 4-6 14. Totals: 29 20-24 84.

WESTERN CAROLINA – Lamitie 0 0-0 0, Johnson 2 0-0 4, Dawson 3 1-2 8, Keith 5 1-3 11, Powell 4 3-4 14, Swayne 0 0-0 0, Pellow 3 0-1 6, Johnson 6 0-0 14, May 0 0-0 0, Feemster 0 0-0 0, Eaton 4 1-2 9. Totals: 27 6-12 66.

3-point goals – Chattanooga 6-19 (Hall 3, Hand 3). Western Carolina 6-13 (Powell 3, Johnson 2, Dawson 1).

Halftime – Chattanooga 38, Western Carolina 36.

2008 at North Charleston, S.C.

FIRST ROUND

Wofford 57, Furman 50
UNCG 62, Appalachian State 44

QUARTERFINALS

Western Carolina 76, Wofford 61
Chattanooga 78, UNCG 33
College of Charleston 65, Georgia Southern 53
Elon 68, Davidson 49

SEMIFINALS

Chattanooga 68, College of Charleston 53
Western Carolina 72, Elon 68

CHAMPIONSHIP

Chattanooga 71, Western Carolina 59
WESTERN CAROLINA – Johnson 6-11 0-0 13; Pellom 6-14 0-0 12; Dawson 4-13 2-2 12; Clarke 3-6 2-2 9; Keith 3-5 2-5 8; Powell 1-4 0-0 3; Eaton 1-6 0-0 2; Feemster 0-2 0-0 0; Carroll 0-2 0-0 0; Swayne 0-2 0-0 0. Totals 24-65 6-9 59.

CHATTANOOGA – Anderson 11-17 3-4 25; Hall 7-12 6-7 22; Wade-Fray 1-9 5-8 8; Ogan 3-4 0-0 7; Hollinquest 2-5 0-2 4; Hand 1-4 1-2 3; Mason 0-5 2-2 2; Hatchett 0-1 0-0 0. Totals 25-57 17-25 71.

3-point goals – Western Carolina 5-16 (Dawson 2; Powell 1; Clarke 1; Johnson 1), Chattanooga 4-16 (Hall 2; Ogan 1; Wade-Fray 1).

Halftime – Chattanooga 33, Western Carolina 22.

2009 at Chattanooga, Tenn.

FIRST ROUND

Appalachian State 63, Furman 60
UNCG 83, Wofford 64
Elon 57, Georgia Southern 54

#SoConHoops

SOCON TOURNAMENT RESULTS



QUARTERFINALS

Samford 57, UNCG 48
Chattanooga 86, Appalachian State 53
Western Carolina 71, Elon 52
College of Charleston 65, Davidson 54

SEMIFINALS

College of Charleston 53, Chattanooga 51
Western Carolina 66, Samford 53

CHAMPIONSHIP

Western Carolina 101, College of Charleston 87 (3OT)
WESTERN CAROLINA – Johnson 6-13 8-11 21; Powell 5-9 6-8 19; Clarke 6-10 2-4 18; Feemster 6-11 3-3 15; Swayne 4-9 3-3 12; Eaton 3-6 3-6 9; Menendez 1-3 0-0 3; Jackson 1-3 0-0 2; Carroll 1-5 0-0 2. Totals 33-69 25-35 101.

COLLEGE OF CHARLESTON – Gerty 8-22 1-1 20; Hughes 8-20 0-1 19; Moye 8-13 2-2 18; Jones 6-11 2-3 14; E. Williams 3-6 1-2 9; N. Williams 2-9 0-0 5; Kotcella 1-7 0-0 2. Totals 36-88 6-9 87.

3-point goals – Western Carolina 10-19 (Clarke 4; Powell 3; Johnson 1; Swayne 1; Menendez 1), College of Charleston 9-22 (Hughes 3; Gerty 3; E. Williams 2; N. Williams 1)

Halftime – College of Charleston 37, Western Carolina 25.

Regulation – College of Charleston 70, Western Carolina 70.

First overtime – College of Charleston 76, Western Carolina 76.

Second overtime – College of Charleston 85, Western Carolina 85.

2010 at Charlotte, N.C.

FIRST ROUND

Elon 67, Wofford 53
UNCG 57, Western Carolina 55
Furman 73, Davidson 67

QUARTERFINALS

Samford 57, Elon 38
Chattanooga 82, UNCG 64
Georgia Southern 57, College of Charleston 56
Appalachian State 71, Furman 53

SEMIFINALS

Chattanooga 60, Georgia Southern 49
Samford 66, Appalachian State 53

CHAMPIONSHIP

Chattanooga 72, Samford 67
CHATTANOOGA – Hollinquest 4-8 14-14 22; Davis 6-12 0-0 16; Christopher 3-6 2-2 11; Wade-Fray 4-10 1-2 11; Townsend 2-5 1-2 6; Helton 2-2 2-3 6; Lambert 0-3 0-0 0. Totals 21-46 20-23 72.

SAMFORD – Hill 11-15 2-3 26; London 5-14 1-1 12; Maxwell 4-9 0-0 10; Dawson 3-7 0-0 7; Anderson 2-3 2-4 7; Wilderotter 1-4 0-0 3; Babineaux 1-3 0-0 2; Crow 0-2 0-0 0. Totals 27-57 5-8 67.

3-point goals – Samford 8-25 (Hill 2-3; Maxwell 2-5; Wilderotter 1-4; London 1-6; Dawson 1-3; Anderson 1-2; Crow 0-2), Chattanooga 10-26 (Davis 4-9; Christopher 3-5; Wade-Fray 2-5; Townsend 1-4; Lambert 0-3).

Halftime – Samford 38, Chattanooga 30.

2011 at Chattanooga, Tenn.

FIRST ROUND

Western Carolina 48, Georgia Southern 42
Davidson 69, College of Charleston 53
Wofford 69, UNCG 64

QUARTERFINALS

Samford 57, Western Carolina 48
Appalachian State 73, Davidson 63
Elon 69, Furman 62
Chattanooga 68, Wofford 58

SEMIFINALS

Appalachian State 72, Elon 48
Samford 68, Chattanooga 66 (OT)

CHAMPIONSHIP

Samford 57, Appalachian State 54
SAMFORD – Anderson 4-12, 2-2 14; Hill 4-6, 2-2 13; London 4-6, 3-4 12; Dawson 3-8, 0-1 9; Jack 2-4, 0-0 4; Ketcham 1-12, 1-1 3; Campbell 0-1, 2-2 2; Powers 0-1, 0-1 0; Babineaux 0-1, 0-0 0. Totals 18-51 10-13 57.

APPALACHIAN STATE – Dewart 6-12, 1-4 13; C. Freeman 6-15, 0-0 12; Sharkey 5-8, 0-0 10; A. Freeman 3-8, 2-2 8; Weldon 3-6, 0-0 6; Ramirez 2-8, 0-0 5; Edwards 0-1, 0-0 0. Totals 25-58, 3-6 54.

3-point goals – Samford 11-29 (Anderson 4-7; Hill 3-5; Dawson 3-8; London 1-3; Jack 0-1; Ketcham 0-5), Appalachian State 1-5 (Ramirez 1-3; A. Freeman 0-1; Dewart 0-1).

Halftime – Appalachian State 30, Samford 24.

2012 at Asheville, N.C.

FIRST ROUND

Wofford 64, College of Charleston 53
Western Carolina 61, Georgia Southern 56
Furman 63, UNCG 58

QUARTERFINALS

Davidson 69, Wofford 58
Samford 67, Elon 36
Appalachian State 61, Western Carolina 43
Chattanooga 60, Furman 38

SEMIFINALS

Samford 62, Davidson 51
Appalachian State 77, Chattanooga 52

CHAMPIONSHIP

Samford 54, Appalachian State 43
SAMFORD – Powers 5-5, 4-6 14; Martin 4-8, 2-2 11; Dawson 2-6 2-2 7; Ketchum 2-7 1-2 6; Campbell 2-5, 2-2 6; Reece 1-8, 1-2 4; Anderson 2-5, 0-0 4; Babineaux 1-1, 0-0 2; Schwantz 0-2, 0-0 0; Totals 19-47, 12-16 54.

APPALACHIAN STATE – A. Freeman 4-17, 0-0 10; C. Freeman 4-8 1-2 10; Weldon 4-7 0-0 8; Mallow 1-6, 2-2 5; Edwards 2-3 0-0 4; Sydnor 2-9, 0-0 4; Sharkey 1-6, 0-0 2; Taylor 0-1, 0-0 0; Gary 0-5, 0-0 0; Totals 18-62, 3-4 43.

3-point goals – Samford 4-19 (Reece 1-3; Dawson 1-2; Ketcham 1-5; Martin 1-4, Campbell 0-1; Anderson 0-2; Schwantz 0-2), Appalachian State 4-16 (A. Freeman 2-8; C. Freeman 1-2; Mallow 1-3; Sharkey 0-1; Sydnor 0-1; Gary 0-1).

Halftime – Samford 23, Appalachian State 16.

2013 at Asheville, N.C.

FIRST ROUND

Georgia Southern 68, Western Carolina 51
UNCG 73, Furman 68
Samford 59, Wofford 56

QUARTERFINALS

Chattanooga 78, Georgia Southern 53
Appalachian State 74, College of Charleston 60
Davidson 70, UNCG 47
Elon 70, Samford 60

SEMIFINALS

Chattanooga 72, Appalachian State 67
Davidson 71, Elon 61

CHAMPIONSHIP

Chattanooga 64, Davidson 63
DAVIDSON – Murray 6-10 6-10 22; Aleksandravicius 8-11 2-2 18; Early 3-7 0-0 6; Davis 2-3 2-2 6; Chiemeka 1-5 2-2 5; Calin 1-1 0-0 2; Sittin 1-3 0-0 2; Dukes 0-1 2-2 2. Totals 22-41 14-18 63.

CHATTANOOGA – Hall 7-17 4-6 19; Dewart 6-17 3-5 15; Dupree 4-8 1-2 9; Christopher 3-9 0-0 7; Lambert 1-5 2-2 5; Jackson 2-4 0-0 4; Towns 1-4 0-0 3; Black 1-6 0-1 2. Totals 25-70 10-16 64.

3-point goals – Davidson 5-11 (Murray 4-5; Chiemeka 1-3; Early 0-3), Chattanooga 4-18 (Hall 1-3; Christopher 1-5; Lambert 1-2; Towns 1-3; Black 0-4; Jackson 0-1).

Halftime – Davidson 32, Chattanooga 25.

2014 at Asheville, N.C.

FIRST ROUND

Georgia Southern 75, Wofford 62
Western Carolina 77, UNCG 60

QUARTERFINALS

Chattanooga 66, Georgia Southern 57
Elon 59, Appalachian State 56
Western Carolina 75, Furman 70
Davidson 55, Samford 42

SEMIFINALS

Chattanooga 77, Elon 44
Davidson 74, Western Carolina 67

CHAMPIONSHIP

Chattanooga 71, Davidson 45
DAVIDSON – Murray 7-22 0-0 17; Dukes 5-9 4-6 14; Early 2-13 1-2 5; Piles 2-3 0-0 4; Center 1-2 1-2 3; Eriksson 1-4 0-0 2; McCabe 0-2 0-0 0. Totals 18-55 6-10 45.

CHATTANOOGA – Black 9-13 2-4 22; Hall 5-11 0-0 12; Towns 3-4 2-2 10; Dupree 5-7 0-0 10; Jackson 2-3 1-2 5; Joyner 2-6 0-0 4; Downes 1-3 0-0 3; Shumpert 1-5 0-0 2; Dewart 1-2 0-0 2; Johnsons 0-1 1-2 1; Gilbert 0-1 0-0 0; Payne 0-4 0-0 0. Totals 29-60 6-11 71.

3-point goals – Davidson 3-13 (Murray 3-7; Early 0-5; McCabe 0-1), Chattanooga 7-14 (Black 2-2; Hall 2-2; Towns 2-2; Downes 1-2; Shumpert 0-3; Dewart 0-1; Payne 0-2).

Halftime – Chattanooga 35, Davidson 22.

2015 at Asheville, N.C.

QUARTERFINALS

Chattanooga 78, UNCG 44
Furman 65, Samford 54
ETSU 73, Western Carolina 53
Mercer 75, Wofford 54

SEMIFINALS

Chattanooga 68, Furman 55
ETSU 66, Mercer 55

CHAMPIONSHIP

Chattanooga 61, ETSU 56 (OT)
ETSU – Mitchell 9-16 0-0 19; Bridges 4-11 2-2 12; Clark 4-12 1-2 9; Bond 3-6 3-4 9; Tarter 3-13 1-2 7; Bowling 0-2 0-0 0; Christopher 0-3 0-0 0. Totals 23-63 7-10 56.

CHATTANOOGA – Shumpert 10-18 3-6 26; Gilbert 4-8 0-0 9; Towns 3-8 2-2 9; Johnson 3-4 1-2 8; Joyner 2-6 0-1 4; Bramblett 1-5 0-0 3; Payne 0-1 2-2 2. Totals 23-50 8-13 61.

3-point goals – ETSU 3-16 (Bridges 2-7; Mitchell 1-3; Bond 0-1; Tarter 0-3; Bowling 0-2), Chattanooga 7-16 (Shumpert 3-8; Gilbert 1-1; Johnson 1-1; Towns 1-3; Bramblett 1-3).

Halftime – Chattanooga 35, ETSU 19.
Regulation – Chattanooga 51, ETSU 51.

2016 at Asheville, N.C.

QUARTERFINALS

Mercer 75, UNCG 53
Furman 71, ETSU 68
Chattanooga 74, Western Carolina 56
Samford 63, Wofford 43

SEMIFINALS

Mercer 64, Furman 50
Chattanooga 49, Samford 41

CHAMPIONSHIP

Chattanooga 65, Mercer 57

CHATTANOOGA

Alford 6-14 3-6 17; K. Gilbert 5-9 5-5 16; Payne 2-5 6-8 12; Joyner 5-11 2-6 12; A. Gilbert 3-4 0-0 8; Johnson 0-2.

MERCER

Calloway 7-13 0-2 18; Means 7-15 1-2 15; Williams



SOCON TOURNAMENT RESULTS

3-6 2-6 8; Lawrence 3-12 2-2 8; Selph 1-4 2-2 4; Thompson 1-2 0-0 2; Broadway 1-2 0-0 2; Potts 0-1 0-0 0; Rosendal 0-3.
 3-point goals – Chattanooga 7-16 (Alford 2-7; Payne 2-4; A. Gilbert 2-2; K. Gilbert 1-1; Johnson 0-1; Joyner 0-1), Mercer 4-10 (Calloway 4-7; Rosendal 0-3).
 First quarter – Chattanooga 21, Mercer 13.
 Halftime – Chattanooga 33, Mercer 24.
 Third quarter – Chattanooga 51, Mercer 40.

2017
at Asheville, N.C.

QUARTERFINALS

Chattanooga 85, Western Carolina 41
 UNCG 68, Furman 63
 Mercer 67, Wofford 42
 Samford 67, ETSU 64

SEMIFINALS

Chattanooga 75, UNCG 53
 Mercer 63, Samford 52

CHAMPIONSHIP

Chattanooga 61, Mercer 59

MERCER

Calloway 9-19 0-0 25; Lawrence 8-22 4-5 22; Means 3-7 0-0 6; Selph 2-8 0-0 4; Williams 1-2 0-0 2; Rosendal 0-2 0-0 0; Thompson 0-2 0-0 0; Potts 0-3 0-0 0. Totals 23-65 4-5 59.

CHATTANOOGA

Joyner 6-9 4-5 17; Bouldin 6-12 0-0 13; Queen Alford 4-5 3-3 13; A. Gilbert 5-11 1-2 11; K. Gilbert 1-8 0-0 2; Shumpert 0-6 2-2 2; Davenport 0-0 2-3 2; Burks 0-0 1-2 1.

3-point goals – Mercer 9-21 (Calloway 7-14; Lawrence 2-6; Rosendal 0-1), Chattanooga 4-13 (Alford 2-3; Joyner 1-2; Bouldin 1-3; K. Gilbert 0-1; Shumpert 0-2; A. Gilbert 0-2).

First quarter – Chattanooga 15, Mercer 13.

Halftime – Mercer 32, Chattanooga 29.

Third quarter – Mercer 48, Chattanooga 38.

2018
at Asheville, N.C.

QUARTERFINALS

Mercer 75, Western Carolina 44
 Samford 59, Furman 58
 ETSU 78, Wofford 64
 UNCG 70, Chattanooga 66 (2OT)

SEMIFINALS

Mercer 81, Samford 44
 ETSU 54, UNCG 52

CHAMPIONSHIP

Mercer 68, ETSU 53

MERCER

Lawrence 10-18 6-8 29; Williams 5-10 4-4 14; Calloway 4-11 1-2 11; Thompson 3-4 3-4 9; Means 1-7 1-2 3; Potts 1-1 0-0 2.

ETSU

Haynes-Overton 6-13 0-0 12; Tarter 5-13 0-2 10; Tipps 3-4 4-4 10; Dean 2-6 1-2 5; Copney 2-7 0-0 5; Snowden 2-6 0-0 4; Schurr 1-1 1-2 4; Craig 1-2 1-2 3.
 3-point goals – Mercer 5-13 (Lawrence 3-6; Calloway 2-7), ETSU 2-18 (Schurr 1-1; Copney 1-6; Dean 0-1; Haynes-Overton 0-3; Tarter 0-6; Craig 0-1)

First quarter – Mercer 14, ETSU 14.

Halftime – Mercer 33, ETSU 23.

Third quarter – Mercer 54, ETSU 41.

2019
at Asheville, N.C.

QUARTERFINALS

Mercer 55, Western Carolina 32
 Wofford 75, ETSU 66
 Furman 67, Samford 52
 Chattanooga 72, UNCG 62



Mercer won its third Southern Conference tournament title in four years in 2021.

2021
at Asheville, N.C.

QUARTERFINALS

No. 8 ETSU 68, No. 2 Samford 61
 No. 4 Wofford 78, No. 5 UNCG 66
 No. 2 Mercer 76, No. 7 Western Carolina 67
 No. 6 Furman 58, No. 3 Chattanooga 40

SEMIFINALS

No. 4 Wofford 75, No. 8 ETSU 64
 No. 2 Mercer 81, No. 6 Furman 71

CHAMPIONSHIP

No. 2 Mercer 60, No. 4 Wofford 38

MERCER– Dougherty 9-21 1-1 19; Thayne 1-2 0-0 2; Neal-Tysor 7-16 0-0 16; Lewis 3-7 5-5 13; Titus 0-6 2-4 2; Harris 1-3 1-2 3; Boykin 1-2 0-0 2; Barkhoff 1-1 0-0 2; Votaw 0-1 1-2 1

WOFFORD – McDavid 1-5 0-2 2; Hatton 1-4 1-2 3; Lutz 2-6 0-0 5; Harris 1-5 1-4 3; Schultz 2-3 0-0 6; Matthews 4-15 1-2 9; Turner 1-4 0-2 3; Tomlin 0-0 1-2 1; Cook 0-4 2-2 2; Crawford 1-1 2-2 4

First quarter – Mercer 15, Wofford 12.

Halftime – Mercer 27, Wofford 18.

Third quarter – Mercer 49, Wofford 24.

2020
at Asheville, N.C.

QUARTERFINALS

No. 1 Samford 77, No. 8 Western Carolina 62
 No. 4 Furman 68, No. 5 Wofford 54
 No. 7 Mercer 63, No. 2 Chattanooga 55
 No. 3 UNCG 57, No. 6 ETSU 47

SEMIFINALS

No. 1 Samford 75, No. 4 Furman 45
 No. 3 UNCG 75, No. 7 Mercer 73 (OT)

CHAMPIONSHIP

No. 1 Samford 59, No. 3 UNCG 54

SAMFORD– Armstrong 9-15 0-0 20; Battle 5-8 1-2 12; Serup 1-7 1-2 4; Brown 6-13 0-0 14; Myers 4-8 0-3 9; Omar 0-1 0-0 0; Crozier 0-1 0-0 0; Hill 0-1 0-0 0; Carter 0-0 0-0 0; Fitzgerald 0-0 0-0 0 Totals 25-54 2-7 59.

UNCG – Twitty 1-7 5-6 7; Boyd 4-9 3-4 11; Pitchford 1-6 0-0 2; Crudup 2-8 0-0 5; Soliman 3-10 3-4 9; Willey 4-10 2-2 14; Powell 2-4 0-0 6. Totals 17-54 13-16 54.

First quarter – UNCG 14, Samford 9.

Halftime – Samford 25, UNCG 18.

Third quarter – UNCG, 40 Samford 39.

#SoConHoops

ALL-TOURNAMENT TEAMS



1984

Tina Chairs, Chattanooga (MVP)

1985

Valorie Whiteside, Appalachian State
Katie Beck, ETSU
Tammy Wiggins, Marshall
Regina Kirk, Chattanooga
Chris McClure, Chattanooga (MVP)

1986

Jane Dalton, Appalachian State
Katie Beck, ETSU
Karla May, Marshall
Karen Pelphrey, Marshall
Regina Kirk, Chattanooga (MVP)

1987

Valorie Whiteside, Appalachian State (MVP)
Katie Beck, ETSU
Kim Lewis, Marshall
Tammy Simms, Marshall
Jeanne Marvel, Western Carolina

1988

Jane Dalton, Appalachian State
Beth Laney, Appalachian State
Valorie Whiteside, Appalachian State (MVP)
Katie Beck, ETSU
Kim Lewis, Marshall
Regina Kirk, Chattanooga

1989

First Team

Beth Laney, Appalachian State
Terra Greene, Furman
Janice Rhynehardt, Furman (Co-MVP)
Nancy Smith, Chattanooga (Co-MVP)
Janet Stallings, Chattanooga

Second Team

Kim Johnson, Appalachian State
Stephanie Freeman, ETSU
Nancy Glass, Furman
Julie Copeland, Chattanooga
Tina Mayfield, Chattanooga
Patricia Powell, Chattanooga

1990

First Team

Glenda Cunningham, Appalachian State
Shannon Thomas, Appalachian State (MVP)
Natalie Cleckley, Furman
Terra Greene, Furman
Janice Rhynehardt, Furman

Second Team

Jimma Smith, Appalachian State
Nicole Hopson, ETSU
Mae Louallen, ETSU
Rushia Brown, Furman
Roxanne Williams, Western Carolina

1991

First Team

Karen Gruca, Appalachian State
Penny Roberson, Appalachian State
Shannon Thomas, Appalachian State
Nicole Hopson, ETSU (MVP)
Mae Louallen, ETSU

Second Team

Regina Ikard, Appalachian State
Mitzi Yount, Appalachian State
Natalie Cleckley, Furman
Kristi Huff, Marshall
Julie Copeland, Chattanooga

1992

First Team

DeShawne Blocker, ETSU
Karen Stanley, Furman
Kim Brown, Chattanooga (MVP)
Jan Cameron, Chattanooga
Lori Lyons, Western Carolina

Second Team

Kim Fryar, ETSU
Latoya Armstrong, Furman
Tammy Dowdell, Chattanooga
Regina Brown, Western Carolina
Rushia Brown, Western Carolina

1993

First Team

Rushia Brown, Furman
Kristi Creamer, Furman
Andrea Autrey, Georgia Southern
Janice Johnson, Georgia Southern (MVP)
Kim Brown, Chattanooga

Second Team

Karen Stanley, Furman
Tara Anderson, Georgia Southern
Jill Dunn, Georgia Southern
Jan Cameron, Chattanooga
Tammy Dowdell, Chattanooga

1994

First Team

Angela Crosby, Appalachian State
Rushia Brown, Furman (MVP)
Karen Stanley, Furman
Andrea Autrey, Georgia Southern
Janice Johnson, Georgia Southern



Wilma Simpson became the first College of Charleston player to earn a spot on the all-tournament team in 2003.

Second Team

Kristi Creamer, Furman
Tara Anderson, Georgia Southern
Beverley Copeland, Georgia Southern
Tammy Dowdell, Chattanooga
Deidra Hinton, Chattanooga

1995

First Team

Andreia Hinton, Appalachian State
DeShawne Blocker, ETSU (MVP)
Amy Engle, ETSU
Kristi Creamer, Furman
Karen Stanley, Furman

Second Team

Melissa Davis, Appalachian State
Justina McClellan, ETSU
Tonya Bristow, Furman
Andrea Autrey, Georgia Southern
Tara Anderson, Georgia Southern

1996

First Team

Melissa Davis, Appalachian State
Andreia Hinton, Appalachian State
Kristina Behnfeldt, Marshall
Cindy McCauley, Marshall
Stephanie Wine, Marshall (MVP)

Second Team

Karolina Karlqvist, Appalachian State
Shannon Spencer, Appalachian State
Amy Engle, ETSU
Telly Hall, Georgia Southern
Marysue James, Georgia Southern

1997

First Team

Leigh Jones, Appalachian State
Angie Fickes, ETSU
Tarsha Askew, Georgia Southern
Cindy McCauley, Marshall
Keri Simmons, Marshall (MVP)

Second Team

Merideth Thompson, Appalachian State
Jackie Smith, Furman
Telly Hall, Georgia Southern
Angelica Rivers, Georgia Southern
Kristina Behnfeldt, Marshall

1998

First Team

Jennifer O'Brien, Davidson
Haley Cook, Furman
Telly Hall, Georgia Southern (MVP)
Biz Brediger, UNCG
Melinda Goodson, UNCG

Second Team

Katy Kamp, Davidson
Rosie Arnold, Georgia Southern
Sharon Mitchell, Georgia Southern
Rebecca Viverette, UNCG
Meredith Denton, Wofford

1999

First Team

Jamie Gagliano, Appalachian State
Beth Schoolfield, Appalachian State (MVP)
Jamie Brown, Davidson

Kerry Brown, Davidson
Melinda Goodson, UNCG

Second Team

Tiffany Chappell, Appalachian State
Katy Kamp, Davidson
Jennifer O'Brien, Davidson
Angie Fickes, ETSU
Shawn Thompson, ETSU

2000

First Team

Jennifer O'Brien, Davidson
Kena Hodges, Furman
Jackie Smith, Furman
Brianna Dodgen, UNCG (MVP)
ChoRhonda Gwaltney, UNCG

Second Team

Angie Fickes, ETSU
Tara Charles, Furman
Torrie Scott, Furman
Samika Foster, UNCG
Damita Bullock, Chattanooga

2001

First Team

Natasha Lettsome, Appalachian State
ChoRhonda Gwaltney, UNCG (MVP)
Sharon Mitchell, Georgia Southern
Damita Bullock, Chattanooga
Tishay Lewis, Chattanooga

Second Team

Brianna Dodgen, UNCG
Samika Foster, UNCG
Sandi Reid, UNCG
Heather Dykes, Chattanooga
Jenny Nett, Wofford

2002

First Team

Brianna Dodgen, UNCG
Jacinda Lambert, UNCG
Damita Bullock, Chattanooga
Miranda Warfield, Chattanooga (MVP)
Jenny Nett, Wofford

Second Team

Mary Brock, Furman
Shawnica Hill, Georgia Southern
Sandi Reid, UNCG
Jennifer Wilson, Chattanooga
Natalie Walsh, Wofford

2003

First Team

Wilma Simpson, College of Charleston
Deshara Shealey, Furman
Shawnica Hill, Georgia Southern
Mimi Lindsey, Georgia Southern
Miranda Warfield, Chattanooga (MVP)
Jennifer Wilson, Chattanooga

Second Team

Tiffani Johnson, Appalachian State
Bethany Schott, Davidson
Jessica Everett, Georgia Southern
Tiffany Lanier, Georgia Southern
Heather McDivitt, Chattanooga
Ricaye Harris, Wofford



Tierra Bumbrey (above) and Kitara McMoore (not pictured) became the first Elon players to earn first-team all-tournament honors in 2008.

2004

First Team

Jennifer Gardner, Western Carolina
Tiffany Hamm, Western Carolina
Katasha Brown, Chattanooga (MVP)
Tiffani Roberson, Chattanooga
Miranda Warfield, Chattanooga

Second Team

Lisa Miller, Elon
Courtney Nyborg, Elon
Jen Nadalin, Furman
Katie Galloway, Chattanooga
Christy Blackwell, Western Carolina

2005

First Team

B.J. Banjo, ETSU
Dana Benemon, Georgia Southern
Tiffany Brown, Georgia Southern
Jennifer Gardner, Western Carolina (MVP)
Lori Tanner, Western Carolina

Second Team

Katie Hamilton, Davidson
Candace Gibson, ETSU
Lee Dubose, Georgia Southern
Chevon Keith, Western Carolina
Sigita Maleraite, Western Carolina

2006

First Team

Janell Crayton, Davidson
Kristen Boone, UNCG
Irene Otamiri, UNCG
Alex Anderson, Chattanooga
Tiffani Roberson, Chattanooga (MVP)

Second Team

KaLeah Latham, UNCG
Katasha Brown, Chattanooga
Brooke Hand, Chattanooga
Nicole Mattison, Chattanooga
Monique Dawson, Western Carolina

2007

First Team

Tiffany Brown, Georgia Southern
Alex Anderson, Chattanooga (MVP)
Brooke Hand, Chattanooga
Brooke Johnson, Western Carolina
Chevon Keith, Western Carolina

Second Team

Whitney Tossie, Appalachian State
Kristen Boone, UNCG
Laura Hall, Chattanooga
Shanara Hollinquest, Chattanooga
Ashley Pellom, Western Carolina

#SoConHoops

ALL-TOURNAMENT TEAMS



2008 First Team

Tierra Bumbrey, Elon
Kitara McMoore, Elon
Alex Anderson, Chattanooga (MVP)
Laura Hall, Chattanooga
Jessika Johnson, Western Carolina

Second Team

Nikki Williams, College of Charleston
Shanara Hollinquest, Chattanooga
Emily Clarke, Western Carolina
Ashley Pellom, Western Carolina
Liz Miller, Wofford

2009 First Team

Tonia Gerty, College of Charleston
Jade Hughes, College of Charleston
Deidra Jones, College of Charleston
Tagan Hatchett, Chattanooga
Brooke Johnson, Western Carolina (MVP)

Second Team

Brittany Mixon, Appalachian State
Courtney Medley, Elon
Chika Okoli, Samford
Jenaya Wade-Fray, Chattanooga
Emily Clarke, Western Carolina

2010 First Team

Savannah Hill, Samford
Emily London, Samford
Monica Maxwell, Samford
Kayla Christopher, Chattanooga
Shanara Hollinquest, Chattanooga (MVP)

Second Team

Anna Freeman, Appalachian State
Chakeitha Weldon, Appalachian State
Lakiah Hyson, UNCG
Michelle Davis, Chattanooga
Jenaya Wade-Fray, Chattanooga

2011 First Team

Ashlen Dewart, Appalachian State
Anna Freeman, Appalachian State
Kelsey Sharkey, Appalachian State
Savannah Hill, Samford (MVP)
Emily London, Samford

Second Team

Courtney Freeman, Appalachian State
Sophia Aleksandravicius, Davidson
Ali Ford, Elon
Kylie Lambert, Chattanooga
Mahagony Williams, Wofford

2012 First Team

Anna Freeman, Appalachian State
Maryah Sydnor, Appalachian State
Laura Murray, Davidson
Shelby Campbell, Samford (MVP)
Jazmine Martin, Samford

Second Team

Chakeitha Weldon, Appalachian State
Taylor Reece, Samford
Taylor Hall, Chattanooga

Kaila'Shea Menendez, Western Carolina
Morgan Wrightson, Wofford

2013 First Team

Raven Gary, Appalachian State
Sophia Aleksandravicius, Davidson
Laura Murray, Davidson
Ashlen Dewart, Chattanooga (MVP)
Taylor Hall, Chattanooga

Second Team

Anna Freeman, Appalachian State
Kelsey Evans, Elon
Meredyth Frye, Georgia Southern
Taylor Reece, Samford
Alex Black, Chattanooga

2014 First Team

Dakota Dukes, Davidson
Laura Murray, Davidson
Alex Black, Chattanooga
Taylor Hall, Chattanooga (MVP)
Justin Taylor, Western Carolina

Second Team

Kelsey Harris, Elon
Sarah Durdaller, Furman
Anna Claire Knight, Georgia Southern
Ashlen Dewart, Chattanooga
Rena Wakama, Western Carolina

2015 First Team

Destiny Mitchell, ETSU
Tianna Tarter, ETSU
Whitney Bunn, Furman
Jasmine Joyner, Chattanooga (MVP)
Chelsey Shumpert, Chattanooga

Second Team

Serena Clark, ETSU
Brittany Hodges, Furman
Precious Bridges, Mercer
Alicia Payne, Chattanooga
Ka'Vonne Towns, Chattanooga

2016 First Team

KeKe Calloway, Mercer
Sydni Means, Mercer
Queen Alford, Chattanooga
Jasmine Joyner, Chattanooga
Alicia Payne, Chattanooga (MVP)

Second Team

Whitney Bunn, Furman
Holli Wilkins, Furman
Kahlia Lawrence, Mercer
Kassidy Blevins, Samford
Keiana Gilbert, Chattanooga

2017 First Team

Tianna Tarter, ETSU
KeKe Calloway, Mercer
Kahlia Lawrence, Mercer
Sydni Means, Mercer
Jasmine Joyner, Chattanooga (MVP)

Second Team

Cierra Carter, Furman
Mangela Ngandjui, UNCG
Nadine Soliman, UNCG
Lakelyn Bouldin, Chattanooga
Chelsey Shumpert, Chattanooga

2018 First Team

Tianna Tarter, ETSU
Erica Haynes-Overton, ETSU
KeKe Calloway, Mercer
Kahlia Lawrence, Mercer (MVP)
Ije Ajemba, UNCG

Second Team

Sydni Means, Mercer
Amanda Thompson, Mercer
Brooke Burns, Chattanooga
Olivia Crozier, Samford
Hannah Nichols, Samford

2019 First Team

Tierra Hodges, Furman
Taylor Petty, Furman
KeKe Calloway, Mercer (MVP)
Amanda Thompson, Mercer
Shannon Titus, Mercer

Second Team

Lakelyn Bouldin, Chattanooga
Da'Ja Green, Wofford
Le'Jzae Davidson, Furman
Celena Taborn, Furman
Rachel Selph, Mercer

2020 First Team

Jaron Dougherty, Mercer
Aja Boyd, UNCG
Nadine Soliman, UNCG
Natalie Armstrong, Samford (MVP)
Paige Serup, Samford

Second Team

Tierra Hodges, Furman
Shannon Titus, Mercer
Te'ja Twitty, UNCG
Sarah Myers, Samford
Jewel Smalls, Western Carolina

2021 First Team

Jaron Dougherty, Mercer
Jada Lewis, Mercer
Amoria Neal-Tysor, Mercer (MVP)
Andrea Cournoyer, Samford
Lilly Hatton, Wofford


Second Team

Jakhya Davis, ETSU
Tierra Hodges, Furman
Celena Taborn, Furman
Shannon Titus, Mercer
Helen Matthews, Wofford

INDIVIDUAL

Game

- Most points** – 45, Jennifer Gardner (Western Carolina) vs. Georgia Southern, 2005
- Most field goals made** – 17, Katie Beck (ETSU) vs. Western Carolina, 1986
- Most field goal attempts** – 30, Regina Kirk (Chattanooga) vs. ETSU, 1988
- Most 3-point field goals made** – 7, Leigh Jones, (Appalachian State) vs. Marshall, 1997; Tierra Bumbrey (Elon) vs. Western Carolina, 2008; Whitney Bunn (Furman) vs. Samford, 2015; KeKe Calloway (Mercer) vs. Chattanooga, 2017
- Most 3-point field-goal attempts** – 16, Andrea Cournoyer (Samford) vs. ETSU, 2021
- Most free throws made** – 15, Melinda Goodson (UNCG) vs. Davidson, 1999
- Most free-throw attempts** – 22, Kim McInturff (Western Carolina) vs. Furman, 1987
- Most rebounds** – 22, Katie Beck (ETSU) vs. Chattanooga, 1988; Shannon Thomas (Appalachian State) vs. Chattanooga, 1990
- Most assists** – 15, Jan Cameron (Chattanooga) vs. Western Carolina, 1992
- Most blocked shots** – 8, Jasmine Joyner (Chattanooga) vs. Samford, 2016
- Most steals** – 8, Jennifer O'Brien (Davidson) vs. Furman, 1999, vs. College of Charleston, 2000; Shannon Spencer (Appalachian State) vs. Marshall, 1996; Shannon Thomas (Appalachian State) vs. Chattanooga, 1990



Western Carolina's Jennifer Gardner broke five SoCon tournament records in leading the Catamounts to the 2005 championship, including most points in a game (45) and most points in a tournament (106).

Tournament

- Most points** – 106, Jennifer Gardner (Western Carolina), 2005
- Most field goals made** – 33, Jennifer Gardner (Western Carolina), 2005
- Most field-goal attempts** – 57, Nicole Hopson (ETSU), 1991
- Most 3-point field goals made** – 12, Brooke Hand (Chattanooga), 2007; Michelle Davis (Chattanooga), 2010; KeKe Calloway (Mercer), 2017
- Most 3-point field-goal attempts** – 27, Tianna Tarter (ETSU), 2018
- Most free throws made** – 37, Jennifer Gardner (Western Carolina), 2005
- Most free-throw attempts** – 46, Jennifer Gardner (Western Carolina), 2005
- Most rebounds** – 43, Jennifer Gardner (Western Carolina), 2005
- Most assists** – 28, Ki-Ki Glass (Western Carolina), 2005
- Most blocked shots** – 14, Sophia Aleksandravicius (Davidson), 2013
- Most steals** – 15, Nancy Smith (Chattanooga), 1989; Jennifer O'Brien (Davidson), 2000

TEAM

Game

- Most points** – 108, Marshall vs. Georgia Southern, 1996
- Most field goals made** – 43, Appalachian State vs. Furman, 1988
- Most field-goal attempts** – 88, College of Charleston vs. Western Carolina, 2009
- Most 3-point field goals made** – 13, Appalachian State vs. Marshall, 1997; Chattanooga vs. UNCG, 2008
- Most 3-point field-goal attempts** – 33, Chattanooga vs. College of Charleston, 2009
- Most free throws made** – 31, ETSU vs. Furman, 1990; Appalachian State vs. Davidson, 1999
- Most free-throw attempts** – 42, Appalachian State vs. Marshall, 1995
- Most rebounds** – 61, Appalachian State vs. Marshall, 1995
- Most assists** – 29, Marshall vs. ETSU, 1987
- Most blocked shots** – 13, Chattanooga vs. UNCG, 2019
- Most steals** – 22, Furman vs. ETSU, 1992
- Least points scored** – 32, Western Carolina vs. Mercer, 2019

Tournament

- Most points** – 301, Western Carolina, 2005
- Most field goals made** – 105, Appalachian State, 1991; Western Carolina, 2005
- Most field-goal attempts** – 254, Western Carolina, 2005
- Most 3-point field goals made** – 31, Chattanooga, 2010
- Most 3-point field-goal attempts** – 70, ETSU, 2018
- Most free throws made** – 66, Western Carolina, 2005
- Most free-throw attempts** – 112, Appalachian State, 1996
- Most rebounds** – 173, Western Carolina, 2005
- Most assists** – 70, Western Carolina, 2005
- Most blocked shots** – 22, Mercer, 2019
- Most steals** – 38, ETSU, 2005