



SOUTHERN CONFERENCE MEN'S BASKETBALL

2022-23



702 North Pine Street, Spartanburg, SC 29303 • 864-591-5100 • Fax: 864-591-3448

Phil Perry, Associate Commissioner for Media Relations (MBK contact)

facebook.com/SouthernConference • twitter.com/SoConSports • instagram.com/SouthernConference

2022-23 SOUTHERN CONFERENCE BASKETBALL STANDINGS

	Conference					Overall					
	W-L	Pct.	H	A	ST	W-L	Pct.	H	A	N	ST
Furman	15-3	.833	8-1	7-2	W3	24-7	.774	15-2	8-3	1-2	W3
Samford	15-3	.833	8-1	7-2	L1	21-10	.677	13-3	8-7	0-0	L1
UNCG	14-4	.778	7-2	7-2	L1	20-11	.645	11-3	8-6	1-2	L1
Western Carolina	10-8	.556	6-3	4-5	W1	17-14	.548	9-5	6-9	2-0	W1
Wofford	8-10	.444	5-4	3-6	W1	16-15	.516	12-4	4-11	0-0	W1
ETSU	8-10	.444	4-5	4-5	W2	12-19	.387	7-9	4-9	1-1	W2
Chattanooga	7-11	.389	4-5	3-6	L3	15-16	.484	9-7	6-9	0-0	L3
Mercer	6-12	.333	3-6	3-6	W1	13-18	.419	7-7	4-10	2-1	W1
The Citadel	5-13	.278	3-6	2-7	L3	10-21	.323	5-9	4-11	1-1	L3
VMI	2-16	.111	1-8	1-8	L1	7-24	.226	6-8	1-14	0-2	L1

INGLES SOCON BASKETBALL CHAMPIONSHIP

Friday, March 3 (ESPN+)

Game 1 - (8) Mercer vs. (9) The Citadel, 5 p.m.
Game 2 - (7) Chattanooga vs. (10) VMI, 7:30 p.m.

Saturday, March 4 (ESPN+/Nexstar)

Game 3 - (1) Furman vs. Game 1 winner, 12 p.m.
Game 4 - (4) Western Carolina vs. (5) ETSU, 2:30 p.m.
Game 5 - (2) Samford vs. Game 2 winner, 6 p.m.
Game 6 - (3) UNCG vs. (6) Wofford, 8:30 p.m.

Sunday, March 5

Game 7 - Game 3 winner vs. Game 4 winner, 4 p.m. (ESPN)
Game 8 - Game 5 winner vs. Game 6 winner, 6:30 p.m. (ESPNEWS)

Monday, March 6 (ESPN)

Championship game, 7 p.m.


ALL-SOUTHERN CONFERENCE AWARDS



Jalen Slawson, 5th, F, Furman
Player of the Year (consensus)



Kobe Langley, Sr., G, UNCG
Defensive Player of the Year



Jackson Paveletzke, G, Wofford
Freshman of the Year



Mike Jones
Coach of the Year (coaches)



Bucky McMillan
Anton Foy Coach of the Year (media)

Coaches

Player of the Year

Jalen Slawson, 5th, F, Furman

Freshman of the Year

Jackson Paveletzke, G, Wofford

Defensive Player of the Year

Kobe Langley, Sr., G, UNCG

Coach of the Year

Mike Jones, UNCG

First team

Mike Bothwell, 5th, G, Furman
Jalen Slawson, 5th, F, Furman
Keyshaun Langley, Sr., G, UNCG
Logan Dye, Sr., F, Samford
B.J. Mack, Sr., F/C, Wofford

Second team

Stephen Clark, Sr., F, The Citadel
Ques Glover, Jr., G, Samford
Jake Stephens, Gr., C, Chattanooga
Tre Jackson, Jr., G, Western Carolina
Vonterius Woolbright, Jr., G, Western Carolina

Third team

Jalen Haynes, So., F/C, ETSU
Jordan King, Jr., G, ETSU
Jalyn McCreary, Jr., F, Mercer
Keondre Kennedy, Gr., G/F, UNCG
Jermaine Marshall, Jr., F, Samford

All-freshman team

Ben VanderWal, F, Furman
Jah Quinones, G, Mercer
Sam Alexis, F/C, Chattanooga
Asher Woods, G, VMI
Jackson Paveletzke, Fr., G, Wofford

SoCon Sports Media Association

Malcolm U. Pitt Player of the Year

Jalen Slawson, 5th, F, Furman

Freshman of the Year

Jackson Paveletzke, G, Wofford

Anton Foy Coach of the Year

Bucky McMillan, Samford

First team

Mike Bothwell, 5th, G, Furman
Jalen Slawson, 5th, F, Furman
Keyshaun Langley, Sr., G, UNCG
Jake Stephens, Gr., C, Chattanooga
B.J. Mack, Sr., F/C, Wofford

Second team

Stephen Clark, Sr., F, The Citadel
Logan Dye, Sr., F, Samford
Jermaine Marshall, Jr., F, Samford
Tre Jackson, Jr., G, Western Carolina
Vonterius Woolbright, Jr., G, Western Carolina

Third team

Jordan King, Jr., G, ETSU
Jalyn McCreary, Jr., F, Mercer
Ques Glover, Jr., G, Samford
Tyzhaun Claude, Jr., F, Western Carolina
Jackson Paveletzke, Fr., G, Wofford

All-freshman team

Madison Durr, G, The Citadel
Jah Quinones, G, Mercer
Asher Woods, G, VMI
Tyler Houser, C, VMI
Jackson Paveletzke, Fr., G, Wofford

2023 INGLES SOUTHERN CONFERENCE MEN'S BASKETBALL CHAMPIONSHIP

MARCH 3-6 • HARRAH'S CHEROKEE CENTER – ASHEVILLE
ASHEVILLE, N.C.

**FRIDAY
MARCH 3**

**SATURDAY
MARCH 4**

**SUNDAY
MARCH 5**

**MONDAY
MARCH 6**

No. 8 Mercer

Session 1, Game 1
March 3, 5 p.m.



No. 9 The Citadel

Session 2, Game 3
March 4, 12 p.m.



No. 1 Furman

No. 4 Western Carolina

Session 2, Game 4
March 4, 2:30 p.m.



No. 5 ETSU

Session 4, Game 7
March 5, 4 p.m.



CHAMPIONSHIP GAME
Session 5, Game 9
March 6, 7 p.m.



No. 7 Chattanooga

Session 1, Game 2
March 3, 7:30 p.m.



No. 10 VMI

Session 3, Game 5
March 4, 6 p.m.



No. 2 Samford

No. 3 UNCG

Session 3, Game 6
March 4, 8:30 p.m.



No. 6 Wofford

Session 4, Game 8
March 5, 6:30 p.m.



WATCH AND LISTEN

Nexstar affiliates (Games 3 and 5):

WMYT/My 12 (Charlotte)
WWCW/The CW Virginia (Lynchburg/Roanoke)
WYCW/The CW62 (Greenville/Spartanburg/Asheville)

Nexstar affiliates (Games 4 and 6):

WWCW/The CW Virginia (Lynchburg/Roanoke)
WYCW/The CW62 (Greenville/Spartanburg/Asheville)

Games 1-6 on ESPN+
Games 3-6 on Nexstar
Play-by-play: Pete Yanity
Analyst: Dean Keener
Sideline: Erin Summers

Game 7 on ESPNU
Game 8 on ESPN NEWS
Championship game on ESPN
Play-by-play: Anish Shroff
Analyst: Dean Keener

Championship game
on Westwood One
Play-by-play: Kevin Kugler
Analyst: Robbie Hummel

The Westwood One broadcast can be heard on several platforms: on regular radio stations across the country; on the Westwood One Channels via the Tuneln mobile app; streamed online for free at westwoodonesports.com; or on Sirius / XM.

SoCon Tournament Notes

• The SoCon tournament is the oldest in college basketball. With the inaugural tournament taking place in Atlanta, Georgia, in 1921, last year's edition was the 102nd. Kentucky won that first tournament, beating Georgia in the title game by a score of 20-19. The tournament field of 15 schools included non-SoCon teams as well as league members.

• The following year, in the first SoCon tournament after the league officially organized, North Carolina won five games, defeating Mercer 40-25 in the championship game. The 24-team field also included non-SoCon teams as well as league members.

• The tournament will be held in Asheville, North Carolina, for the 12th straight year in 2023 and was contested in Asheville for a previous 12-year run from 1984-95. Asheville has hosted the tournament more than any other city.

• The No. 1 seed has reached the SoCon title game in eight straight seasons (7-1).

• The last tournament to go entirely chalk was the 2019 edition. The 2022 tournament featured only one minor upset, with No. 9 seed The Citadel downing No. 8 seed ETSU in the opening round, 84-76 in overtime. The remainder of the tournament went chalk.

• The 2021 tournament saw three upsets in the quarterfinals after the first round went chalk. Only eventual champion and No. 1 seed UNCG escaped unscathed. Mercer pulled off another upset in the semifinals, topping No. 6 VMI to become the second straight 7 seed to reach the final (Wofford, 2020).

• Between the 2020 and 2021 tournaments, there were nine upsets over 18 games.

• Chattanooga and former SoCon member Davidson have appeared in the tournament final 19 times each. Both squads are 12-7 in the title game, with the Mocs last winning in 2022 and the Wildcats in 2013.

• Wofford is 5-1 in title-game appearances, falling for the first time in 2020. Prior to that, the Terriers had been the only undefeated program in league history with more than one appearance.

• The last team to win four games to win the SoCon tournament championship was Clemson in 1939. That year, the Tigers defeated North Carolina, Wake Forest and Davidson before toppling Maryland in the championship game. Furman nearly pulled it off in 2015, as the 10th-seeded Paladins beat The Citadel, Chattanooga and Mercer before falling to Wofford in the title game, 67-64. Seventh-seeded Wofford then gave it a run in 2020, topping The Citadel, Furman and Chattanooga to reach the title game, where it fell to ETSU. Mercer's 2021 team was the latest to have a chance at the feat, beating Samford, Wofford and VMI before dropping the title tilt to UNCG.

• Having to win at least four games to claim the title was commonplace in the early days of the tournament, when the fields were much larger than now. Each of the first 12 champions had to win at least four, with North Carolina having to win five in 1922 and 1925 and Vanderbilt having to win five in 1927.

• The saying "defense wins championships" is a cliché for a reason. Since 2014, the SoCon team that led the league in scoring defense has won the tournament title five out of nine times: Wofford did it in 2014 and 2015, UNCG in 2018, Wofford in 2019 and ETSU in 2020. Conversely, the last time the team that led the league in scoring entering tournament play went on to win it was in 2013, when Davidson did so.

• The 2022 tournament saw Chattanooga top Furman 64-63 on a 30-foot buzzer-beater at the end of overtime. That marked the first time the title game had gone to OT since 2012, when Davidson downed Western Carolina 93-91 in double OT. The title game has gone to overtime seven times total: 1965 (2OT), 1972, 1977, 1984 (2OT), 1997, 2012 (2OT), 2022

• March 4 has played host to the most SoCon Championship title games with 13. March 2, March 3 and March 5 are tied for second with 12 each. The earliest title game was played on Feb. 24, 1945, and the latest was on March 12, 1983. This year will be the 11th time the tournament final has been played on March 6.

• There have been 20 instances in which a school had both its men's and women's teams reach the finals in the same season. Furman was the last to do it, last season.

• In 2016, Chattanooga became the first school in league history to win both the men's and women's tournaments in the same year.

• In 2018, ETSU became the first school in league history to have both its men's and women's teams reach the finals and both lose.

More About the Tournament Field

• Furman locked up a share of its first regular-season title since 2016-17 and its first No. 1 seed since 1991 with its 93-79 win at Samford to end the regular season on Feb. 25. The Paladins entered the game trailing the Bulldogs by a game in the SoCon standings, with the winner guaranteed the top seed in the tournament. Mike Bothwell, the league's leading scorer, stepped up to the challenge by scoring Furman's first 18 points in the contest, finishing with a game-high 35 to lead the Paladins to the win. Furman enters postseason play with a 24-7 overall record, one shy of its school record for wins, and went 15-3 in SoCon play. The Paladins, seeking their first SoCon tournament title since 1980, reached the championship game last season, falling on a buzzer beater in overtime to Chattanooga.

• Furman opens tournament play Saturday, March 4, at noon, where it will face either No. 8 seed Mercer or No. 9 seed The Citadel, who will square off in the first round on Friday at 5 p.m.

• The Bears and the Bulldogs will be meeting for the second straight game, as the squads played each other on Feb. 25, with Mercer claiming a 72-50 win to complete the regular-season sweep and move to 13-18 overall and 6-12 in league games. The Citadel finished the regular season 10-21 overall and 5-13 in SoCon play.

• Furman, which swept Mercer in the regular season and split with The Citadel, is 3-0 in the SoCon tournament against the Bears and 6-2 against Bulldogs. Mercer is 1-0 in the tournament against The Citadel.

• Friday's second contest will see No. 7 seed and defending tournament champion Chattanooga (15-16, 7-11) take on No. 10 seed VMI (7-24, 2-16) at 7:30 p.m. The Mocs, in their first season under former VMI head coach Dan Earl, fell 86-74 at Wofford on Saturday to close the regular season in a battle for the No. 6 seed and a first-round bye. The Keydets dropped an 85-66 decision at Western Carolina on Saturday to close the regular season. UTC swept the regular-season series against VMI and is 5-2 against the Keydets in the SoCon tournament.

• Chattanooga is seeking to become the first tournament champion to repeat since Wofford won consecutive titles in 2014 and 2015.

• Chattanooga is tied with former league member Davidson for the most SoCon tournament titles with 12.

• The winner of the Chattanooga/VMI contest will advance to face No. 2 seed Samford on Saturday, March 4, at 6 p.m. The Bulldogs, who turned in their second straight 20-win season at 21-10 overall and 15-3 in conference play, claimed a share of their first regular-season SoCon title with a 75-70 win at Chattanooga on Feb. 22 and will now turn their attention to trying to win their first SoCon tournament title. The Bulldogs, who swept both squads during the regular season, are 0-3 against Chattanooga in the SoCon tournament and 2-1 against VMI.

• Saturday's second game will see No. 4 seed Western Carolina (17-14, 10-8) take on No. 5 seed ETSU (12-19, 8-10) at 2:30 p.m. The Catamounts, who wrapped up their regular season with their big win over VMI, finished four spots ahead of where they were predicted in the preseason polls and their No. 4 seed is their best since holding the same seed in 2015.

• ETSU finished the regular season on a high note with a 63-62 win over rival UNCG, denying the Spartans a share of the regular-season title and ensuring that the Bucs would avoid Friday's opening round. Western Carolina, which swept the regular-season series against ETSU, is 3-2 against the Bucs in SoCon tournament play.

• No. 3 seed UNCG (20-11, 14-4), which entered its game at ETSU on Feb. 25 with the chance to claim a share of the SoCon regular-season title, will take on No. 6 seed Wofford (16-15, 8-10) on Saturday at 8:30 p.m. The Spartans, who put together their sixth 20-win season in their last seven tries, earned the regular-season sweep of the Terriers, who won three of four to end the regular season and avoid Friday's first round.

• Wofford is 5-3 against UNCG in SoCon tournament play, with the squads last meeting in the 2019 title game, which the Terriers won 70-58. The Spartans will be trying for their third SoCon tournament title in the last six seasons.

• The team that boasts the league's scoring leader has won the last two SoCon tournament titles, with Isaiah Miller leading UNCG to the 2021 crown and Malachi Smith pacing Chattanooga to the 2022 title. This year's No. 1 seed, Furman, boasts the top scorer in the league in Mike Bothwell.

SoCon Among NCAA DI Statistics Leaders (Top 25)

TEAM	Free-throw percentage	Winning percentage	3-point percentage
Assist/turnover ratio 12. Furman, 1.54	16. VMI, 77.4	22. Furman, 77.4	10. Tre Jackson, WCU, 43.5 11. Keyshaun Langley, UNCG, 42.9
Assists per game 6. Furman, 17.7	Free-throws made per game 6. Samford, 17.5	INDIVIDUAL	3-pointers per game 8. Tre Jackson, WCU, 3.47 9. Austin Ash, CIT, 3.40
Effective FG pct. 7. Furman, .567	Scoring margin 19. Furman, 11.1	Double-doubles 24. Jake Stephens, UTC, 11	Total 3-pointers made 5. Tre Jackson, WCU, 104 7. Austin Ash, CIT, 102 17. Keyshaun Langley, UNCG, 90
Field-goal percentage 16. Furman, 48.6	Scoring offense 11. Furman, 82.2	Field goals 20. Jalyn McCreary, MER, 217	
Field-goal percentage defense 23. UNCG, 40.3	3-point attempts per game 1. Chattanooga, 30.7 11. Furman, 27.5 13. VMI, 27.1	Free-throw attempts 21. Vonerius Woolbright, WCU, 193	
Fouls per game 15. Wofford, 14.1	3-pointers per game 1. Chattanooga, 11.5 13. Furman, 9.7 14. VMI, 9.6	Minutes per game 12. Austin Ash, CIT, 36:54	
Free-throw attempts per game 13. Samford, 23.3		3-point attempts 7. Austin Ash, CIT, 257 17. Tre Jackson, WCU, 239	

SoCon Coaching Records

Coach, school	Career (yrs.)	School (yrs.)	SoCon (yrs.)
Ed Conroy, The Citadel	192-241 (14th)	59-97 (5th)	34-60 (5th)
Desmond Oliver, ETSU	27-36 (2nd)	Same	15-21 (2nd)
Bob Richey, Furman	135-54 (6th)	Same	78-27 (6th)
Greg Gary, Mercer	78-104 (6th)	61-60 (4th)	33-38 (4th)
Mike Jones, UNCG	211-176 (12th)	37-26 (2nd)	23-13 (2nd)
Bucky McMillan, Samford	48-34 (3rd)	Same	27-20 (3rd)
Dan Earl, Chattanooga	88-155 (8th)	15-16 (1st)	41-99 (8th)
Andrew Wilson, VMI	7-24 (1st)	Same	2-16 (1st)
Justin Gray, Western Carolina	28-35 (2nd)	Same	15-21 (2nd)
Dwight Perry, Wofford (interim)	11-11 (1st)	Same	8-10 (1st)

ACTIVE SoCON CAREER LEADERS*

Points scored	(SoCon career rank)
1,935	Mike Bothwell, FUR, 5th
1,851	Jake Stephens, UTC, Gr.
1,422	Bubba Parham, SAM, Sr.
1,435	Jalen Slawson, FUR, 5th
1,167	B.J. Mack, WOF, Sr.

Points scored per game (min. 800 points)	
17.81	Ques Glover (837/47 GP), SAM, Jr.
15.29	Bubba Parham (1,422/93), SAM, Sr.
15.02	Jordan King (946/63), ETSU, Jr.
14.06	B.J. Mack (1,167/83), WOF, Sr.
13.22	Jake Stephens (1,851/140), UTC, Gr.

Field-goal percentage (min. 240 made)	
.629	Messiah Jones (324-515), WOF, Sr.
.529	Stephen Clark (426-805), CIT, Sr.
.519	Logan Dye (431-830), SAM, Sr.
.516	Jalen Slawson (510-988), FUR, 5th
.514	Mohammed Abdulsalam (307-597), UNCG, Gr.

3-point field goals made	
231	Bubba Parham, SAM, Sr.
231	Jake Stephens, UTC, Gr.
218	Keyshaun Langley, UNCG, Sr.
199	Sean Conway, VMI, Sr.
193	Mike Bothwell, FUR, 5th

3-point field-goal percentage (min. 120 made)	
.384	Jake Stephens (231-602), UTC, Gr.
.375	Bubba Parham (231-616), SAM, Sr.
.373	Jordan King (163-437), ETSU, Jr.
.372	A.J. Caldwell (167-449), UTC, R-Sr.
.371	Keyshaun Langley (218-588), Sr.

Free-throw percentage (min. 110 made)	
.847	Jackson Paveletzke (116-137), WOF, Fr.
.828	Keyshaun Langley (178-215), UNCG, Sr.
.827	Mike Bothwell (374-452), FUR, 5th
.823	Jordan King (121-147), ETSU, Jr.
.813	B.J. Mack (195-240), WOF, Sr.

Rebounds	
934	Jake Stephens, UTC, Gr.
809	Jalen Slawson, FUR, 5th
729	Mohammed Abdulsalam, UNCG, Gr.
561	Sean Conway, VMI, Sr.
546	Stephen Clark, CIT, Sr.

Rebounds per game (min. 280 rebounds)	
7.32	Jermaine Marshall (432/59 GP), SAM, Jr.
6.67	Jake Stephens (934/140), UTC, Gr.
6.58	Vonterius Woolbright (375/57), WCU, Sr.
5.47	Jalen Slawson (809/148), FUR, 5th
5.35	Jaden Seymour (321/60), ETSU, So.

Blocked shots	
200	Jake Stephens, UTC, Gr.
193	Stephen Clark, CIT, Sr.
175	Jalen Slawson, FUR, 5th
68	Logan Dye, SAM, Sr.
65	Tyler Harris, WCU, Sr.

Steals	
187	Jalen Slawson, FUR, 5th
162	Keyshaun Langley, UNCG, Sr.
156	Mike Bothwell, FUR, 5th
141	Kobe Langley, UNCG, Sr.
103	A.J. Caldwell, UTC, R-Sr.

Assists	
363	Mike Bothwell, FUR, 5th
355	Jake Stephens, UTC, Gr.
354	Jalen Slawson, FUR, 5th
286	Keyshaun Langley, UNCG, Sr.
276	Stephen Clark, CIT, Sr.

Assists per game (min. 150 assists)	
4.54	Vonterius Woolbright (259/57 GP), WCU, Sr.
3.60	Ques Glover (169/47), SAM, Jr.
3.21	Dante Treacy (202/63), UNCG, Sr.
2.86	Bubba Parham (266/93), SAM, Sr.
2.73	Jordan King (172/63), ETSU, Jr.

* Stats accrued at SoCon schools only

SoCON RECORD BOOK

	TEAM	
3-point field goals made		
Game		
1.	24	VMI vs. Furman 2/12/15
2.	23	The Citadel vs. Mid-Atlantic Christian 11/12/18
	23	The Citadel vs. High Point 11/27/18
4.	22	Georgia Southern vs. Chattanooga 1/17/05
	22	The Citadel vs. UNCG 2/28/19
	22	Samford vs. Belhaven 12/21/20
	22	Furman vs. North Greenville 11/9/21
	22	VMI vs. Carlow 11/9/21
	22	Chattanooga vs. Covenant 11/19/22
10.	21	Furman vs. Virginia Intermont 12/29/04
	21	VMI vs. Johnson 11/18/14
	21	The Citadel vs. Ogelthorpe 11/10/17
	21	Furman vs. North Greenville 11/15/18
	21	VMI vs. Campbellsville-Harrodsburg 12/15/20
	21	Furman vs. South Carolina State 12/21/20
	21	Furman vs. Western Carolina 1/19/22

	Rebounds	
Game		
1.	78	George Wash. vs. Georgetown 1968-69
2.	76	Davidson vs. VMI 1/8/70
3.	70	VMI vs. Mid-Atlantic Christian 12/2/14
4.	69	The Citadel vs. Morris 11/15/22
5.	68	Davidson vs. Emory 11/9/07
6.	67	The Citadel vs. Clemson 11/25/00
	67	The Citadel vs. Johnson 11/13/16
8.	65	Georgia Southern vs. UC Davis 11/12/06
9.	64	ETSU vs. Reinhardt 12/3/18
	64	Western Carolina vs. Brescia 11/13/22

	Free-throw percentage	
Game (minimum 14 made)		
	Pct.	FT-FTA
1.	100.0	31-31 Marshall vs. Davidson 12/17/79
2.	21-21	Davidson vs. Chattanooga 1/14/78
	21-21	The Citadel vs. Col. of Charleston 1/13/88
4.	20-20	The Citadel vs. Army 11/9/13
5.	19-19	Davidson vs. Furman 1/10/63
	19-19	The Citadel vs. VMI 1968
	19-19	ETSU vs. UNCG 3/6/17
8.	18-18	Western Caro. vs. Davidson 1/5/02
	18-18	The Citadel vs. ETSU 2/26/15
10.	17-17	Western Carolina vs. App State 1/15/11
	17-17	The Citadel at VMI 1/21/23

	INDIVIDUAL	
Blocked shots		
Career		
1.	349	Kyle Hines, UNCG 2004-08
2.	308	Rans Brempong, WCU 2001-05
3.	270	Justin Tuoyo, UTC 2014-17
4.	269	George Singleton, FUR 1981-84
5.	238	Jody Lumpkin, CofC 1998-01
6.	222	James Dickey, UNCG 2016-20
7.	220	Jeremy Clayton, APP 2004-08
8.	215	Kirill Misychenko, CIT 1995-98
9.	213	Lucas Troutman, Elon 2010-14
10.	202	Lewis Preston, VMI 1990-93

	200	Jake Stephens, VMI/UTC 2018-pr.

SoCON PLAYERS OF THE WEEK

Nov. 14	Jake Stephens, Gr., C, Chattanooga
Nov. 21	Mike Bothwell, 5th, G, Furman
Nov. 28	Jake Stephens, Gr., C, Chattanooga
Dec. 5	Jake Stephens, Gr., C, Chattanooga
Dec. 12	Jake Stephens, Gr., C, Chattanooga
Dec. 19	Jake Stephens, Gr., C, Chattanooga
Dec. 26	Jackson Paveletzke, Fr., G, Wofford
Jan. 2	Logan Dye, Sr., F, Samford
Jan. 9	Jake Stephens, Gr., C, Chattanooga
Jan. 16	Jordan King, Jr., G, ETSU
Jan. 23	Jermaine Marshall, Jr., F, Samford
Jan. 30	Jalyn McCreary, R-Jr., F, Mercer
Feb. 6	Jalen Slawson, 5th, F, Furman
Feb. 13	Tre Jackson, R-Jr., G, Western Carolina
Feb. 20	Bubba Parham, Sr., G, Samford
Feb. 27	Mike Bothwell, 5th, G, Furman

SoCON PLAYERS OF THE MONTH

November	Jake Stephens, Gr., C, Chattanooga
December	Jake Stephens, Gr., C, Chattanooga
January	Jalen Slawson, 5th, F, Furman
February	

NATIONAL/REGIONAL HONORS

USBWA Oscar Robertson Trophy Midseason Watch List
Jake Stephens, Gr., C, Chattanooga

Karl Malone Award Watch List
Jalen Slawson, 5th, F, Furman

Lou Henson Award Watch List
Mike Bothwell, 5th, G, Furman
Jalen Slawson, 5th, F, Furman
Ques Glover, Jr., G, Samford
Jake Stephens, Gr., C, Chattanooga

Field of 68 National Player of the Week
Dec. 19.....Mike Bothwell, 5th, G, Furman

USBWA Oscar Robertson National Player of the Week
Dec. 20.....Jake Stephens, Gr., C, Chattanooga

College Sports Communicators Academic All-District
Jamarius Hairston, ETSU

3-POINTER STREAKS

* Two Southern Conference players have streaks of at least 30 games with at least one made 3-pointer, led by The Citadel's Austin Ash, whose 32-game stretches back to his final two games in an Iowa uniform. Western Carolina's Tre Jackson has hit at least one three for 30 consecutive games.

Consecutive games with a 3-pointer			
Player, school, class	'22-23	'21-22	Total
Austin Ash, CIT, Gr.	30	2*	32
Tre Jackson, WCU, Sr.	30	x	30
Elijah Morgan, CIT, Gr.	12	x	12

* Streak began at previous school

* As a team, ETSU has the fourth-longest active streak in the NCAA at 1,123 consecutive games with a made 3-pointer. The last time the Bucs failed to make at least one triple was in an 0-for-8 showing against Davidson on Feb. 16, 1987.

SPECIALTY STATS LEADERS

40-point games	Ovr.	SoCon
Jordan King, ETSU	1	1
Tre Jackson, WCU	1	1

30-point games	Ovr.	SoCon
Jake Stephens, UTC	4	2
Mike Bothwell, FUR	3	1
Jordan King, ETSU	1	1
Tre Jackson, WCU	1	1
Vonterius Woolbright, WCU	1	1

20-point games	Ovr.	SoCon
Mike Bothwell, FUR	11	5
Stephen Clark, CIT	10	5
Jake Stephens, UTC	10	3
Jordan King, ETSU	9	8
Jalyn McCreary, MER	9	4
B.J. Mack, WOF	9	7
Jackson Paveletzke, WOF	9	5
Jamal Johnson, UTC	8	6
Austin Ash, CIT	7	2
Jalen Haynes, ETSU	7	5
Jalen Slawson, FUR	7	5
Asher Woods, VMI	7	3
Sean Conway, VMI	6	1
Tre Jackson, WCU	6	4
Logan Dye, SAM	5	4
Ques Glover, SAM	5	4
Vonterius Woolbright, WCU	5	4
Marcus Foster, FUR	4	3
JP Pegues, FUR	4	2
Keyshaun Langley, UNCG	4	4
Keondre Kennedy, UNCG	3	1
Jermaine Marshall, SAM	3	3
Rickey Bradley, VMI	3	2
Tony Felder, VMI	3	0
Tyzhaun Claude, WCU	3	1
Justice Smith, ETSU	2	1
Garrett Hein, FUR	2	1
Sam Alexis, UTC	2	1
Tyler Houser, VMI	2	2
Russell Jones Jr., WCU	2	2
Madison Durr, CIT	1	0
Elijah Morgan, CIT	1	0
Josh Taylor, ETSU	1	0
DeAnthony Tipler, ETSU	1	0
Luis Hurtado Jr., MER	1	0
Kamar Robertson, MER	1	0
Shawn Walker Jr., MER	1	0
Michael Zanoni, MER	1	0
Mohammed Abdulsalam, UNCG	1	1
Mikeal Brown-Jones, UNCG	1	0
Achor Achor, SAM	1	0
Bubba Parham, SAM	1	1
Demetrius Davis, UTC	1	1
Devin Butler, VMI	1	0
Carson McCorkle, WOF	1	1

20-rebound games	Ovr.	SoCon
Jake Stephens, UTC	1	0

10-rebound games	Ovr.	SoCon
Jake Stephens, UTC	11	4
Tyzhaun Claude, WCU	10	5
Jalen Slawson, FUR	9	5
Taeshaud Jackson, VMI	8	8
Mohammed Abdulsalam, UNCG	6	4
Jaden Seymour, ETSU	5	3
Vonterius Woolbright, WCU	5	3
Stephen Clark, CIT	4	2
David Craig, MER	4	0
Keondre Kennedy, UNCG	4	2
Jermaine Marshall, SAM	4	4
Jalen Haynes, ETSU	3	2
Luis Hurtado Jr., MER	3	1
Sean Conway, VMI	3	1
Messiah Jones, WOF	3	2
Brady Spence, CIT	2	1
Josh Taylor, ETSU	2	0
Garrett Hein, FUR	2	0
Jalyn McCreary, MER	2	2
Mikeal Brown-Jones, UNCG	2	1
Sam Alexis, UTC	2	0
Tyler Houser, VMI	2	2

Marcus Kell, WCU	2	0
Austin Ash, CIT	1	0
Madison Durr, CIT	1	1
David Maynard, CIT	1	0
Jamarius Hairston, ETSU	1	1
Marcus Foster, FUR	1	1
Tyrese Hughey, FUR	1	0
Ben VanderWal, FUR	1	1
TJ Grant, MER	1	0
Jah Quinones, MER	1	1
Base Leyte, UNCG	1	0
Achor Achor, SAM	1	0
Bubba Parham, SAM	1	0
A.J. Staton-McCray, SAM	1	1
Demetrius Davis, UTC	1	0
Jamal Johnson, UTC	1	1
Rickey Bradley, VMI	1	0
Asher Woods, VMI	1	1
Marlow Gilmore, WCU	1	0
Kyler Filewich, WOF	1	0
B.J. Mack, WOF	1	1
Amarri Tice, WOF	1	0

10-assist games	Ovr.	SoCon
Vonterius Woolbright, WCU	3	3
Carter Whitt, FUR	1	1
Luis Hurtado Jr., MER	1	0
Jaron Rillie, SAM	1	1
Rickey Bradley, VMI	1	0
DJ Campbell, WCU	1	0
Jackson Paveletzke, WOF	1	0

5-block games	Ovr.	SoCon
Jake Stephens, UTC	3	1
Stephen Clark, CIT	2	2

5-steal games	Ovr.	SoCon
Jordan King, ETSU	1	1
Keyshaun Langley, UNCG	1	1
Jaron Rillie, SAM	1	1
A.J. Staton-McCray, SAM	1	1
Devin Butler, VMI	1	0
Russell Jones Jr., WCU	1	0
Corey Tripp, WOF	1	0

Triple-doubles	Ovr.	SoCon
Vonterius Woolbright, WCU^	1	1

Double-doubles	Ovr.	SoCon
Jake Stephens, UTC	11	4
Tyzhaun Claude, WCU	10	5
Jalen Slawson, FUR	8	4
Vonterius Woolbright, WCU^	7	5
Taeshaud Jackson, VMI	5	5
Jaden Seymour, ETSU	4	2
Luis Hurtado Jr., MER*	4	1
Mohammed Abdulsalam, UNCG	4	3
Keondre Kennedy, UNCG	4	2
Jermaine Marshall, SAM	4	4
Jalyn McCreary, MER	2	2
Stephen Clark, CIT	3	2
Jalen Haynes, ETSU	3	2
David Craig, MER	3	0
Sam Alexis, UTC	2	0
Sean Conway, VMI	2	0
Marcus Kell, WCU	2	0
Messiah Jones, WOF	2	1
Austin Ash, CIT	1	0
Madison Durr, CIT	1	1
Brady Spence, CIT	1	1
Jamarius Hairston, ETSU	1	1
Josh Taylor, ETSU	1	0
Marcus Foster, FUR	1	1
Tyrese Hughey, FUR	1	0
Ben VanderWal, FUR	1	1
Base Leyte, UNCG	1	0
Achor Achor, SAM	1	0
Bubba Parham, SAM	1	0
A.J. Staton-McCray, SAM	1	1
Demetrius Davis, UTC	1	0
Jamal Johnson, UTC	1	1
Tyler Houser, VMI	1	1
DJ Campbell, WCU*	1	0
Marlow Gilmore, WCU	1	0
Kyler Filewich, WOF	1	0

B.J. Mack, WOF	1	1
Jackson Paveletzke, WOF*	1	0

30/20 games	Ovr.	SoCon
Jake Stephens, UTC	1	0

30/10 games	Ovr.	SoCon
Jake Stephens, UTC	4	2
Vonterius Woolbright, WCU	1	1

20/20 games	Ovr.	SoCon
Jake Stephens, UTC	1	0

20/10 games	Ovr.	SoCon
Jake Stephens, UTC	9	3
Jalen Slawson, FUR	3	2
Stephen Clark, CIT	1	0
Jalen Haynes, ETSU	1	1
Marcus Foster, FUR	1	1
Jalyn McCreary, MER	1	1
Sam Alexis, UTC	1	0
Sean Conway, VMI	1	0
Tyzhaun Claude, WCU	1	0
Vonterius Woolbright, WCU	1	1
B.J. Mack, WOF	1	1
Jackson Paveletzke, WOF*	1	0

* 1 via points/assists
 ^ 2 via points/assists

MID-MAJOR TOP 25

CollegiateInsider.com Mid-Major Top 25

School (1st-place)	PS	N14	N21	N28	D5	D12	D19	D26	J2	J9	J16	J23	J30	F6	F13	F20	F27
Gonzaga (28)	1	1	1	1	1	1	1	1	1	1	1	1	1	2	2	2	1
Saint Mary's (3)	3	2	2	4	5	3	3	3	3	3	3	3	2	1	1	1	2
Oral Roberts	12	15	16	-	-	24	16	14	10	6	8	7	7	4	3	3	3
Charleston	-	-	8	3	2	2	2	2	2	2	2	2	3	5	4	4	4
Toledo	4	5	5	9	13	10	13	13	13	16	23	19	18	16	14	10	5
Hofstra	24	16	17	17	19	-	-	-	-	-	-	-	19	15	13	8	6
Drake	2	4	3	2	3	5	7	5	6	8	5	17	12	7	6	5	7
Kent State	7	6	4	5	4	4	4	4	4	4	4	4	6	8	7	6	8
Southern Miss	-	-	-	18	18	12	8	10	5	7	11	10	8	6	5	7	9
Furman	6	3	12	10	9	19	24	20	24	21	-	-	16	10	10	14	10
Bradley	-	-	-	-	-	-	19	21	-	-	-	-	-	-	21	18	11
Louisiana	13	8	7	8	7	6	5	6	11	10	6	5	4	3	8	12	12
Liberty	5	9	14	16	20	20	-	25	22	23	19	13	9	11	11	13	13
Marshall	-	-	-	-	24	14	14	12	16	17	9	8	10	12	12	9	14
Utah Valley	-	-	-	-	-	-	-	-	25	14	16	18	20	17	15	11	15
Santa Clara	-	-	-	-	22	-	17	16	18	20	13	14	17	20	20	19	16
Sam Houston	-	18	10	6	8	7	6	7	9	13	22	22	21	22	18	17	17
Eastern Washington	-	-	-	-	-	-	-	-	-	-	-	-	-	23	17	16	18
Iona	9	10	11	15	14	8	9	9	7	12	17	12	-	24	23	21	19
UC Santa Barbara	16	12	15	13	15	15	11	11	8	5	7	6	5	9	9	15	20
Kennesaw State	-	-	-	-	-	-	-	-	-	-	-	-	-	-	25	25	21
Southern Illinois	14	20	21	22	25	-	-	-	23	24	10	9	11	13	16	22	22
Colgate	-	-	-	-	-	-	-	-	-	-	-	-	25	-	-	-	23
UNC Asheville	-	-	-	-	-	-	-	-	-	-	-	-	-	-	-	-	24
Southern Utah	-	-	-	-	-	-	-	-	-	-	21	23	15	19	22	20	25
UC Irvine	-	13	18	11	16	16	21	-	-	-	-	-	-	-	-	23	-
Youngstown	-	-	-	-	-	-	-	-	-	-	-	-	-	-	-	24	-
UNCW	-	-	-	-	-	20	18	15	11	14	15	14	14	19	-	-	-
Loyola Marymount	-	-	-	-	-	-	-	-	-	-	-	21	13	-	24	-	-
Akron	18	19	20	-	-	-	-	-	-	-	-	-	-	18	-	-	-
BYU	10	11	9	20	-	-	-	-	20	22	12	-	-	21	-	-	-
Belmont	21	22	-	-	-	-	-	-	-	-	-	16	24	25	-	-	-
Seattle	-	-	-	25	-	-	-	-	-	-	18	11	22	-	-	-	-
Stephen F. Austin	-	-	-	-	-	-	-	-	18	20	25	23	-	-	-	-	-
Milwaukee	-	-	-	-	-	-	-	-	-	-	-	20	-	-	-	-	-
UMass-Lowell	-	-	-	-	25	25	21	17	19	25	24	-	-	-	-	-	-
Indiana State	-	-	24	24	11	11	12	15	14	9	15	-	-	-	-	-	-
Cornell	-	-	-	-	-	-	-	-	-	-	24	-	-	-	-	-	-
Yale	-	-	-	23	12	13	10	8	12	15	-	-	-	-	-	-	-
Princeton	-	-	-	-	-	-	-	-	-	25	-	-	-	-	-	-	-
James Madison	-	-	-	-	22	15	23	19	-	-	-	-	-	-	-	-	-
San Francisco	-	-	19	19	21	21	22	17	-	-	-	-	-	-	-	-	-
Northwestern State	-	-	-	-	23	18	19	22	-	-	-	-	-	-	-	-	-
Grand Canyon	11	14	13	14	10	23	23	24	-	-	-	-	-	-	-	-	-
Towson	8	7	6	7	6	9	18	-	-	-	-	-	-	-	-	-	-
Bryant	23	23	23	12	17	17	-	-	-	-	-	-	-	-	-	-	-
Norfolk State	20	21	22	21	-	-	-	-	-	-	-	-	-	-	-	-	-
New Mexico State	22	25	25	-	-	-	-	-	-	-	-	-	-	-	-	-	-
South Dakota State	15	17	-	-	-	-	-	-	-	-	-	-	-	-	-	-	-
Purdue-Fort Wayne	17	24	-	-	-	-	-	-	-	-	-	-	-	-	-	-	-
NKU	19	-	-	-	-	-	-	-	-	-	-	-	-	-	-	-	-
Longwood	25	-	-	-	-	-	-	-	-	-	-	-	-	-	-	-	-

OTHERS RECEIVING VOTES: Youngstown State 48, Loyola Marymount 45, Yale 42, Vermont 39, Belmont 31, UC Riverside 31, Akron 30, UC Irvine 29, Ball State 21, Towson 19, UMass-Lowell 17, Texas A&M Corpus Christi 12, UNCW 12, Montana State 11, Grambling 10, Milwaukee 10, Norfolk State 8, Princeton 6, **Samford 6**, Penn 4, James Madison 3, **UNCG 3**, Cleveland State 2, Indiana State 1, Morehead State 1, NKU 1, Northwestern State 1.

OTHER NATIONAL RANKINGS

SoCon in the NET Rankings (March 1)

88	Furman
105	UNCG
134	Samford
199	Chattanooga
226	Wofford
227	Mercer
238	Western Carolina
255	ETSU
325	The Citadel
355	VMI

SoCon in the RPI (via WarrenNolan.com, March 1)

95	Furman
114	UNCG
139	Samford
220	Western Carolina
226	Chattanooga
245	Wofford
270	Mercer
302	ETSU
322	The Citadel
351	VMI

THE SOCON ON TELEVISION

The SoCon will have five regular-season games on ESPNU and five on CBS Sports Network this season. The league will also continue to have its weekly Ingles SoCon Game of the Week on select Nexstar affiliates during league play.

Additionally, the quarterfinals of the Ingles SoCon Basketball Championship will air on select Nexstar affiliates, the semifinals will air on ESPNU/ESPNEWS and the final will air on ESPN.

Preseason predictions

Furman is the preseason favorite to win the 2022-23 Southern Conference men's basketball title in polling of the league's 10 men's basketball coaches and media. Jake Stephens, a graduate transfer at Chattanooga after four years at VMI, is the coaches' preseason player of the year selection after finishing second in the league in scoring (19.6 ppg) and rebounding (9.0 rpg) last season. He also led the league in field-goal percentage (.551) and 3-point field-goal percentage (.490).

Preseason Player of the Year

Jake Stephens, Gr., C, Chattanooga

Preseason All-Southern Conference Team

Jordan King, Jr., G, ETSU
 Mike Bothwell, 5th, G, Furman
 Jalen Slawson, 5th, F, Furman
 Logan Dye, Sr., F, Samford
 Ques Glover, Jr., G, Samford
 Jermaine Marshall, Jr., F, Samford
 Bubba Parham, Sr., G, Samford
 Jake Stephens, Gr., C, Chattanooga
 Messiah Jones, Sr., F, Wofford
 B.J. Mack, Sr., F/C, Wofford

Coaches poll

Team (1st)

1.	Furman (6)	78
2.	Samford (4)	74
3.	UNCG	63
4.	Chattanooga	60
5.	Wofford	41
6.	ETSU	40
7.	Mercer	39
8.	Western Carolina	29
9.	The Citadel	17
10.	VMI	9

Media poll

Team (1st)

1.	Furman (18)	263
2.	Chattanooga (3)	231
3.	Samford (5)	223
4.	UNCG (1)	201
5.	Wofford	168
6.	ETSU	138
7.	Mercer (1)	137
8.	Western Carolina	79
9.	The Citadel	57
10.	VMI	43

America East Conference (1-0)

11/22 UNCG 76, UMBC 72

American Athletic Conference (0-2)

11/8 East Carolina 77, Mercer 75
12/4 UCF 80, Samford 77 (OT)

ASUN Conference (0-6)

11/23 Lipscomb 72, Chattanooga 66
12/2 Kennesaw State 66, Mercer 63
12/3 Jacksonville State 63, ETSU 61
12/10 FGCU 67, Mercer 62
12/14 Queens 78, ETSU 75
12/22 Eastern Kentucky 68, UNCG 64

Atlantic 10 Conference (0-4)

11/7 Richmond 69, VMI 48
11/13 Davidson 75, VMI 71
12/7 Davidson 72, Western Carolina 64
12/22 Fordham 80, VMI 77 (OT)

Atlantic Coast Conference (0-5)

11/7 Clemson 80, The Citadel 69
11/11 Miami (Fla.) 79, UNCG 65
11/21 Florida State 81, Mercer 72
12/13 NC State 92, Furman 73
12/13 North Carolina 100, The Citadel 67

Big East Conference (0-2)

11/19 Butler 89, The Citadel 42
11/30 DePaul 103, Samford 98 (OT)

Big Sky Conference (1-0)

11/25 UNCG 77, Montana State 66
(Northern Classic; Laval, Quebec, Canada)

Big South Conference (8-9)

11/10 The Citadel 70, Presbyterian 58
11/12 High Point 91, Wofford 80
11/18 Longwood 90, VMI 58
11/18 Wofford 60, Gardner-Webb 58
11/19 Mercer 77, Winthrop 68
11/26 UNC Asheville 73, Western Carolina 61
11/29 Presbyterian 72, VMI 57
11/30 The Citadel 76, Charleston Southern 73
11/30 Gardner-Webb 71, Western Carolina 55
12/1 Wofford 76, Presbyterian 63
12/3 Chattanooga 82, Gardner-Webb 71
12/3 USC Upstate 79, Western Carolina 64
12/6 High Point 85, Furman 82
12/10 VMI 77, Radford 74
12/10 Furman 82, Winthrop 67
12/17 Longwood 75, The Citadel 70
12/17 UNC Asheville 74, ETSU 73

Big Ten Conference (0-2)

11/10 Maryland 71, Western Carolina 51
11/17 Penn State 73, Furman 68
(Shriners Children's Charleston Classic; Charleston, S.C.)

Colonial Athletic Association (3-6)

11/7 College of Charleston 85, Chattanooga 78
11/11 ETSU 77, Elon 64
(Asheville Championship at Asheville, N.C.)
11/17 Towson 56, UNCG 53
11/20 Wofford 78, North Carolina A&T 64
11/26 Hofstra 65, UNCG 53
(Northern Classic; Laval, Quebec, Canada)
11/27 Towson 70, Mercer 60
(Hostilo Hoops Community Classic; Savannah, Ga.)
11/30 North Carolina A&T 73, UNCG 56
12/3 College of Charleston 79, The Citadel 57
12/3 UNCG 65, Elon 61

Conference USA (1-1)

11/25 Louisiana Tech 79, Samford 76
12/15 Chattanooga 82, Middle Tennessee 73

Division I Independent (0-1)

1/30 Chicago State 76, The Citadel 75

Horizon League (3-0)

11/25 The Citadel 74, IUPUI 53
(Big Easy Classic; New Orleans, La.)
11/25 Mercer 72, Robert Morris 66
(Hostilo Hoops Community Classic; Savannah, Ga.)
12/6 Chattanooga 88, Milwaukee 76

Metro Atlantic Athletic Conference (1-0)

11/26 Mercer 60, Fairfield 58
(Hostilo Hoops Community Classic; Savannah, Ga.)

Mid-Eastern Athletic Conference (1-2)

12/3 Furman 88, South Carolina State 76
12/17 South Carolina State 62, Samford 61
12/20 North Carolina Central 81, The Citadel 74

Missouri Valley Conference (3-2)

11/11 Furman 89, Belmont 74
11/14 Drake 80, Wofford 72
11/23 Samford 79, Valparaiso 49
11/26 Chattanooga 69, Murray State 66
12/18 Belmont 83, Chattanooga 79 (OT)
12/21 Samford at Belmont, 7:30 p.m.

Non-Division I (25-1)

11/7 UNCG 93, Johnson & Wales 60
(Fleming Gymnasium)
11/7 ETSU 88, Emory & Henry 66
11/7 Furman 91, North Greenville 55
11/7 Wofford 120, Bob Jones 48
11/7 Samford 109, Anderson 85
11/10 Chattanooga 93, Oakland City 49
11/10 VMI 100, Penn State New Kensington 58
11/10 Samford 80, Spring Hill 61
11/11 Mercer 118, Milligan 64
11/12 Samford 90, Belhaven 38
11/13 Western Carolina 112, Brescia 45
11/15 The Citadel 109, Morris College 66
11/19 Chattanooga 108, Covenant 55
11/23 Wofford 70, North Greenville 59
11/25 Furman 102, Tusculum 74
11/26 VMI 108, Regent 58
11/27 Tennessee Southern 84, Samford 82
11/30 ETSU 84, Mars Hill 56
12/6 Mercer 100, Middle Georgia State 62
12/7 VMI 106, Carlow 67
12/10 Chattanooga 97, Johnson University 47
12/10 Western Carolina 99, Brevard 55
12/17 Wofford 107, Montreat 65
12/18 UNCG 120, Warren Wilson 48
(Fleming Gymnasium)
12/19 Furman 106, Anderson 79
12/20 Western Carolina 117, Toccoa Falls 50

Northeast Conference (0-1)

11/20 Farleigh Dickinson 93, VMI 89
(JK54 Classic; Farmville, Va.)

Ohio Valley Conference (5-3)

11/17 ETSU 84, Little Rock 76
11/19 SIUE 93, VMI 67
(JK54 Classic at Farmville, Va.)
11/20 Western Carolina 90, Lindenwood 88 (OT)
(McNeese State MTE; Lake Charles, La.)
11/20 Tennessee Tech 69, ETSU 62
11/30 Chattanooga 81, Tennessee Tech 74
12/11 Morehead State 61, ETSU 57
12/17 Mercer 79, Morehead State 52
12/17 Western Carolina 75, Tennessee Tech 65

Patriot League (1-1)

12/3 VMI 80, Navy 72
12/13 American 69, VMI 61

Southeastern Conference (2-8)

11/7 Georgia 68, Western Carolina 55
11/15 Ole Miss 70, Chattanooga 58
11/20 Furman 79, South Carolina 60
(Shriners Children's Charleston Classic at Charleston, S.C.)
11/27 Georgia 62, ETSU 47
11/27 LSU 78, Wofford 75
12/3 Vanderbilt 65, Wofford 62
12/6 #9 Arkansas 65, UNCG 58
12/20 Wofford 67, Texas A&M 62

America East Conference.....	1-0
American Athletic Conference.....	0-2
ASUN Conference.....	0-6
Atlantic 10 Conference.....	0-4
Atlantic Coast Conference.....	0-5
Big East Conference.....	0-2
Big Sky Conference.....	1-0
Big South Conference.....	8-9
Big Ten Conference.....	0-2
Colonial Athletic Association.....	3-6
Conference USA.....	1-1
Division I Independents.....	0-1
Horizon League.....	3-0
Metro Atlantic Athletic Conference.....	1-0
Mid-Eastern Athletic Conference.....	1-2
Missouri Valley Conference.....	3-2
Non-Division I opponents.....	25-1
Northeast Conference.....	0-1
Ohio Valley Conference.....	5-3
Patriot League.....	1-1
Southeastern Conference.....	2-8
Southland Conference.....	3-0
Southwestern Athletic Conference.....	2-0
Summit League.....	0-1
Sun Belt Conference.....	4-6
Western Athletic Conference.....	1-1

Total.....	65-64
Home.....	44-16
Away.....	12-39
Neutral.....	9-9
vs. Top 25.....	0-1

12/21 Georgia 72, Chattanooga 65
12/21 LSU 72, ETSU 68

Southland Conference (3-0)

11/18 Western Carolina 88, McNeese 69
11/19 Western Carolina 98, Lamar 91 (OT)
(McNeese State MTE at Lake Charles, La.)
11/23 The Citadel 72, New Orleans 65

Southwestern Athletic Conference (2-0)

11/17 Samford 84, Alabama A&M 64
11/20 Samford 78, Texas Southern 63

Summit League (0-1)

11/24 Denver 74, The Citadel 71
(Big Easy Classic; New Orleans, La.)


Sun Belt Conference (4-6)

11/13 Louisiana 81, ETSU 77
(Asheville Championship; Asheville, N.C.)
11/15 Georgia State 85, Mercer 83 (OT)
11/18 Old Dominion 82, Furman 77
(Shriners Children's Charleston Classic; Charleston, S.C.)
11/23 App State 74, ETSU 70
11/29 Furman 65, App State 61
12/6 Wofford 71, Coastal Carolina 61
12/10 Georgia Southern 79, Wofford 57
12/10 Louisiana 75, Samford 58
12/13 UNCG 75, Marshall 67
12/21 Mercer 82, Troy 79

Western Athletic Conference (1-1)

11/27 Stephen F. Austin 75, UNCG 58
(Northern Classic; Laval, Quebec, Canada)
12/17 Furman 72, Stephen F. Austin 70
(Greenville Winter Invitational/Bon Secours Wellness Arena)

All times Eastern
Schedule subject to change




The Citadel

(10-21, 5-13 SoCon)

N7	at Clemson (ACC Network Extra)	L, 69-80
N10	PRESBYTERIAN (ESPN+)	W, 70-58
N15	MORRIS COLLEGE (ESPN+)	W, 109-66
N19	at Butler (FS2)	L, 42-89
N23	at New Orleans^ (ESPN+)	W, 72-65
N24	vs. Denver^ (ESPN+)	L, 71-74
N25	vs. IUPUI^ (ESPN+)	W, 74-53
N30	at Charleston Southern (ESPN+)	W, 76-73
D3	COLLEGE OF CHARLESTON (ESPN+)	L, 57-79
D13	at North Carolina (ESPN2)	L, 67-100
D17	LONGWOOD (ESPN+)	L, 70-75
D20	at North Carolina Central (NCCU Sports Network)	L, 74-81
D29	*CHATTANOOGA (ESPN+)	W, 76-68
D31	*SAMFORD (ESPN+)	L, 63-75
J4	*at Furman (ESPN+)	L, 72-97
J7	*at Wofford (Nexstar/ESPN+)	L, 57-77
J11	*ETSU (ESPN+)	L, 74-96
J14	*WESTERN CAROLINA (ESPN+)	W, 65-61
J19	*at UNCG (ESPN+)	L, 60-70
J21	*at VMI (Nexstar/ESPN+)	W, 60-52
J25	*at Western Carolina (ESPN+)	W, 81-70
J28	*MERCER (ESPN+)	L, 65-74
J30	CHICAGO STATE (ESPN+)	L, 75-76
F2	*VMI (ESPN+)	L, 69-75
F4	*UNCG (ESPN+)	L, 59-79
F8	*at Chattanooga (ESPN+)	L, 63-82
F11	*at Samford (ESPN+)	L, 70-76
F15	*FURMAN (ESPN+)	W, 69-65
F18	*WOFFORD (ESPN+)	L, 68-72
F22	*at ETSU (ESPN+)	L, 70-78
F25	*at Mercer (ESPN+)	L, 50-72
M3	vs. Mercer% (ESPN+)	5 p.m.

^ - Big Easy Classic (New Orleans, La.)
% - Ingles SoCon Championship (Asheville, N.C.)




ETSU

(12-19, 8-10 SoCon)

N7	EMORY & HENRY (ESPN+)	W, 88-66
N11	vs. Elon^ (ESPN+)	W, 77-64
N13	vs. Louisiana^ (ESPN2)	L, 77-81
N17	LITTLE ROCK (ESPN+)	W, 84-76
N20	at Tennessee Tech (ESPN+)	L, 62-69
N23	APP STATE (ESPN+)	L, 70-74
N27	at Georgia (SEC Network)	L, 47-62
N30	MARS HILL (ESPN+)	W, 84-56
D3	JACKSONVILLE STATE (ESPN+)	L, 61-63
D11	at Morehead State (ESPN+)	L, 57-61
D14	QUEENS (ESPN+)	L, 75-78
D17	UNC ASHEVILLE (WCYB/ESPN+)	L, 73-74
D21	at LSU (SEC Network Plus)	L, 68-72
D29	*at Wofford (ESPN+)	W, 73-71
D31	*at VMI (ESPN+)	W, 64-50
J4	*WESTERN CAROLINA (ESPN+)	L, 60-71
J7	*FURMAN (WCYB/ESPN+)	L, 56-70
J11	*at The Citadel (ESPN+)	W, 96-74
J14	*MERCER (Nexstar/ESPN+)	L, 55-68
J18	*SAMFORD (ESPN+)	L, 59-69
J21	*at Chattanooga (ESPN+)	W, 78-62
J25	*at Mercer (ESPN+)	L, 67-71 (OT)
J28	*CHATTANOOGA (Nexstar/ESPN+)	L, 64-73
F1	*WOFFORD (ESPN+)	W, 77-52
F4	*at Samford (ESPN+)	L, 62-73
F7	*at UNCG (ESPN2)	L, 65-91
F10	*VMI (ESPN+)	W, 69-65
F15	*at Western Carolina (ESPN+)	L, 66-68
F19	*at Furman (ESPN2)	L, 79-83
F22	*THE CITADEL (ESPN+)	W, 78-70
F25	*UNCG (WCYB/ESPN+)	W, 63-62
M4	vs. Western Carolina% (Nexstar/ESPN+)	2:30 p.m.

^ - Asheville Championship (Asheville, N.C.)
% - Ingles SoCon Championship (Asheville, N.C.)




Furman

(24-7, 15-3 SoCon)

N7	NORTH GREENVILLE (ESPN+)	W, 91-55
N11	BELMONT (ESPN+)	W, 89-74
N17	vs. Penn State^ (ESPN2)	L, 68-73
N18	vs. Old Dominion^ (ESPN2)	L, 77-82
N20	vs. South Carolina^ (ESPNEWS)	W, 79-60
N25	TUSCULUM (ESPN+)	W, 102-74
N29	at App State	W, 65-61
D3	SOUTH CAROLINA STATE (ESPN+)	W, 88-76
D6	HIGH POINT (ESPN+)	L, 82-85
D10	WINTHROP (ESPN+)	W, 82-67
D13	at NC State (ACC Network)	L, 73-92
D17	vs. Stephen F. Austin# (YouTube)	W, 72-70
D19	ANDERSON (ESPN+)	W, 106-79
D29	*VMI (ESPN+)	W, 85-62
D31	*at Western Carolina (ESPN+)	L, 67-79
J4	*THE CITADEL (ESPN+)	W, 97-72
J7	*at ETSU (WCYB/ESPN+)	W, 70-56
J11	*at Mercer (ESPN+)	W, 84-66
J14	*UNCG (ESPN+)	L, 80-88 (OT)
J18	*at Chattanooga (ESPN+)	W, 77-69
J22	*at Wofford (ESPN2)	W, 96-82
J25	*SAMFORD (ESPN+)	W, 91-84 (OT)
J29	*at UNCG (Nexstar/ESPN+)	W, 69-57
F1	*CHATTANOOGA (ESPN+)	W, 79-58
F4	*WOFFORD & (CBS Sports Network)	W, 80-67
F8	*at VMI (ESPN+)	W, 94-63
F11	*WESTERN CAROLINA (Nexstar/ESPN+)	W, 93-59
F15	*at The Citadel (ESPN+)	L, 65-69
F19	*ETSU (ESPN2)	W, 83-79
F22	*MERCER (ESPN+)	W, 70-67
F25	*at Samford (CBS Sports Network)	W, 93-79
M4	vs. Mercer/The Citadel% (Nexstar/ESPN+)	12 p.m.

^ - Shriners Children's Charleston Classic (Charleston, S.C.)
- Greenville Winter Invitational (Bon Secours Wellness Arena)
& - Bon Secours Wellness Arena
% - Ingles SoCon Championship (Asheville, N.C.)




Mercer

(13-18, 6-12 SoCon)

N8	at East Carolina (ESPN+)	L, 75-77
N11	MILLIGAN (ESPN+)	W, 118-64
N15	at Georgia State (ESPN+)	L, 83-85 (OT)
N19	WINTHROP (ESPN+)	W, 77-68
N21	at Florida State (ACC Network)	L, 72-81
N25	vs. Robert Morris^ (Event Live+)	W, 72-66
N26	vs. Fairfield^ (Event Live+)	W, 60-58
N27	vs. Towson^ (Event Live+)	L, 60-70
D2	KENNESAW STATE (ESPN+)	L, 63-66
D6	MIDDLE GEORGIA STATE (ESPN+)	W, 100-62
D10	at FGCU (ESPN+)	L, 62-67
D17	MOREHEAD STATE (ESPN+)	W, 79-52
D21	at Troy	W, 82-79
D28	*at Samford (ESPN2)	L, 69-78
D31	*CHATTANOOGA (ESPN+)	L, 51-80
J4	*WOFFORD (ESPN+)	L, 52-53
J7	*at Western Carolina (ESPN+)	L, 45-73
J11	*FURMAN (ESPN+)	L, 66-84
J14	*at ETSU (Nexstar/ESPN+)	W, 68-55
J19	*at VMI (ESPN+)	W, 69-61
J21	*at UNCG (ESPN+)	L, 48-59
J25	*ETSU (ESPN+)	W, 71-67 (OT)
J28	*at The Citadel (ESPN+)	W, 74-65
F2	*UNCG (ESPN+)	L, 49-69
F4	*VMI (ESPN+)	W, 80-54
F8	*SAMFORD (ESPN+)	L, 69-70 (OT)
F11	*at Chattanooga (CBS Sports Network)	L, 56-73
F15	*at Wofford (ESPN+)	L, 67-70
F18	*WESTERN CAROLINA (ESPN+)	L, 68-71
F22	*at Furman (ESPN+)	L, 67-70
F25	*THE CITADEL (ESPN+)	W, 72-50
M3	vs. The Citadel% (ESPN+)	5 p.m.

^ - Hostilo Hoops Community Classic (Savannah, Ga.)
% - Ingles SoCon Championship (Asheville, N.C.)




UNCG

(20-11, 14-4 SoCon)

N7	JOHNSON & WALES^ (ESPN+)	W, 93-60
N11	at Miami (Fla.) (ACC Network Extra)	L, 65-79
N17	TOWSON (ESPN+)	L, 53-56
N22	UMBC (ESPN+)	W, 76-72
N25	vs. Montana State# (Event Live+)	W, 72-61
N26	vs. Hofstra# (Event Live+)	L, 53-65
N27	vs. Stephen F. Austin# (Event Live+)	L, 58-75
N30	at North Carolina A&T (FloHoops)	L, 56-73
D3	at Elon (FloHoops)	W, 65-61
D6	at #9 Arkansas (SEC Network)	L, 58-65
D13	MARSHALL (ESPN+)	W, 75-67
D18	WARREN WILSON^ (ESPN+)	W, 120-48
D22	at Eastern Kentucky (ESPN+)	L, 64-68
D29	*at Western Carolina (ESPN+)	W, 72-47
D31	*at Wofford (ESPN+)	W, 73-64
J4	*CHATTANOOGA (ESPN+)	W, 73-61
J7	*SAMFORD (Nexstar/ESPN+)	L, 68-70
J11	*at VMI (ESPN+)	W, 72-57
J14	*at Furman (ESPN+)	W, 88-80 (OT)
J19	*THE CITADEL (ESPN+)	W, 70-60
J21	*MERCER (ESPN+)	W, 59-48
J25	*VMI (ESPN+)	W, 62-50
J29	*FURMAN (Nexstar/ESPN+)	L, 57-69
F2	*at Mercer (ESPN+)	W, 69-49
F4	*at The Citadel (ESPN+)	W, 79-59
F7	*ETSU (ESPN2)	W, 91-65
F12	*WOFFORD (ESPN+)	W, 97-89 (OT)
F15	*at Samford (ESPN+)	L, 71-83
F18	*at Chattanooga (CBS Sports Network)	W, 93-76
F22	*WESTERN CAROLINA (ESPN+)	W, 71-52
F25	*at ETSU (WCYB/ESPN+)	L, 62-63
M4	vs. Wofford% (Nexstar/ESPN+)	8:30 p.m.

^ - Fleming Gymnasium
- Northern Classic (Laval, Quebec, Canada)
% - Ingles SoCon Championship (Asheville, N.C.)




Samford

(21-10, 15-3 SoCon)

N7	ANDERSON (ESPN+)	W, 109-85
N10	SPRING HILL (ESPN+)	W, 80-61
N12	BELHAVEN (ESPN+)	W, 90-38
N17	at Alabama A&M^ (YouTube)	W, 84-64
N20	TEXAS SOUTHERN (ESPN+)	W, 78-63
N23	VALPARAISO (ESPN+)	W, 79-49
N25	LOUISIANA TECH^ (ESPN+)	L, 76-79
N27	TENNESSEE SOUTHERN^ (ESPN+)	L, 82-84
N30	at DePaul (FS2)	L, 98-103 (OT)
D4	at UCF (ESPN+)	L, 77-80 (OT)
D10	at Louisiana (ESPN+)	L, 58-75
D17	at South Carolina State	L, 61-62
D21	at Belmont	L, 56-79
D28	*MERCER (ESPN2)	W, 78-69
D31	*at The Citadel (ESPN+)	W, 75-63
J4	*VMI (ESPN+)	W, 87-78
J7	*at UNCG (Nexstar/ESPN+)	W, 70-68
J11	*WOFFORD (ESPN+)	W, 83-58
J14	*CHATTANOOGA (ESPN2)	W, 75-74
J18	*at ETSU (ESPN+)	W, 69-59
J21	*WESTERN CAROLINA (ESPN+)	W, 74-65
J25	*at Furman (ESPN+)	L, 84-91 (OT)
J28	*at Wofford (CBS Sports Network)	L, 77-85
F1	*at Western Carolina (ESPN+)	W, 85-77
F4	*ETSU (ESPN+)	W, 73-62
F8	*at Mercer (ESPN+)	W, 70-69 (OT)
F11	*THE CITADEL (ESPN+)	W, 76-70
F15	*UNCG (ESPN+)	W, 83-71
F18	*at VMI (Nexstar/ESPN+)	W, 96-61
F22	*at Chattanooga (ESPN+)	W, 75-70
F25	*FURMAN (CBS Sports Network)	L, 79-93
M4	vs. Chattanooga/VMI% (Nexstar/ESPN+)	6 p.m.


^ - Tennessee Southern MTE
% - Ingles SoCon Championship (Asheville, N.C.)



Chattanooga
(15-16, 7-11 SoCon)

N7	at College of Charleston (FloHoops)	L, 78-85
N10	OAKLAND CITY (ESPN+)	W, 93-49
N15	at Ole Miss (SEC Network+)	L, 58-70
N19	COVENANT (ESPN+)	W, 108-55
N23	LIPSCOMB (ESPN+)	L, 66-72
N26	MURRAY STATE (ESPN+)	W, 69-66
N30	at Tennessee Tech (ESPN+)	W, 81-74
D3	at Gardner-Webb (ESPN+)	W, 82-71
D6	MILWAUKEE (ESPN+)	W, 88-76
D10	JOHNSON UNIVERSITY (ESPN+)	W, 97-47
D15	at Middle Tennessee (ESPN+)	W, 82-73
D18	BELMONT (ESPN+)	L, 79-83 (OT)
D21	at Georgia (ESPN+/SEC Network Plus)	L, 65-72
D29	*at The Citadel (ESPN+)	L, 68-76
D31	*at Mercer (ESPN+)	W, 80-51
J4	*at UNCG (ESPN+)	L, 61-73
J7	* VMI (ESPN+)	W, 85-78
J11	* WESTERN CAROLINA (ESPN+)	W, 95-76
J14	*at Samford (ESPN+)	L, 74-75
J18	* FURMAN (ESPN+)	L, 69-77
J21	* ETSU (ESPN+)	L, 62-78
J25	* WOFFORD (ESPN+)	L, 80-85
J28	*at ETSU (Nexstar/ESPN+)	W, 73-64
F1	*at Furman (ESPN+)	L, 58-79
F4	*at Western Carolina (Nexstar/ESPN+)	L, 68-83
F8	* THE CITADEL (ESPN+)	W, 82-63
F11	* MERCER (CBS Sports Network)	W, 73-56
F15	*at VMI (ESPN+)	W, 78-58
F18	* UNCG (CBS Sports Network)	L, 76-93
F22	* SAMFORD (ESPN+)	L, 70-75
F25	*at Wofford (Nexstar/ESPN+)	L, 74-86
M3	vs. VMI% (ESPN+)	7:30 p.m.


% - Ingles SoCon Championship (Asheville, N.C.)



VMI
(7-24, 2-17 SoCon)

N7	at Richmond (MASN2/ESPN+)	L, 48-69
N10	PENN STATE NEW KENSINGTON (ESPN+)	W, 100-58
N13	at Davidson (ESPN+)	L, 71-75
N18	at Longwood^ (ESPN+)	L, 58-90
N19	vs. SIUE^ (ESPN+)	L, 67-93
N20	vs. Fairleigh Dickinson^ (ESPN+)	L, 89-93
N26	REGENT (ESPN+)	W, 108-58
N29	at Presbyterian (ESPN+)	L, 57-72
D3	NAVY (ESPN+)	W, 80-72
D7	CARLOW (ESPN+)	W, 106-67
D10	RADFORD (ESPN+)	W, 77-74
D13	at American (ESPN+)	L, 61-69
D22	at Fordham (ESPN+)	L, 77-80 (OT)
D29	*at Furman (ESPN+)	L, 62-85
D31	* ETSU (ESPN+)	L, 50-64
J4	*at Samford (ESPN+)	L, 78-87
J7	*at Chattanooga (ESPN+)	L, 78-85
J11	* UNCG (ESPN+)	L, 57-72
J14	*at Wofford (ESPN+)	L, 67-86
J19	* MERCER (ESPN+)	L, 61-69
J21	* THE CITADEL (Nexstar/ESPN+)	L, 52-60
J25	*at UNCG (ESPN+)	L, 50-62
J28	* WESTERN CAROLINA (ESPN+)	L, 65-71
F2	*at The Citadel (ESPN+)	W, 75-69
F4	*at Mercer (ESPN+)	L, 54-80
F8	* FURMAN (ESPN+)	L, 63-94
F10	*at ETSU (ESPN+)	L, 65-69
F15	* CHATTANOOGA (ESPN+)	L, 58-78
F18	* SAMFORD (Nexstar/ESPN+)	L, 61-96
F22	* WOFFORD (ESPN+)	W, 87-83 (OT)
F25	*at Western Carolina (ESPN+)	L, 66-85
M3	vs. Chattanooga% (ESPN+)	7:30 p.m.


^ - JK54 Classic (Farmville, Va.)
% - Ingles SoCon Championship (Asheville, N.C.)



Western Carolina
(17-14, 10-8 SoCon)

N7	at Georgia (SEC Network Plus)	L, 55-68
N10	at Maryland (Big Ten Network Plus)	L, 51-71
N13	BRESCIA (ESPN+)	W, 112-45
N18	at McNeese^ (ESPN+)	W, 88-69
N19	vs. Lamar^	W, 98-91 (OT)
N20	vs. Lindenwood^	W, 90-88 (OT)
N26	at UNC Asheville (ESPN+)	L, 61-73
N30	GARDNER-WEBB (ESPN+)	L, 55-71
D3	USC UPSTATE (ESPN+)	L, 64-79
D7	at Davidson (ESPN+)	L, 64-72
D10	BREVARD (ESPN+)	W, 99-55
D17	at Tennessee Tech (ESPN+)	W, 75-65
D20	TOCCOA FALLS (ESPN+)	W, 117-50
D29	* UNCG (ESPN+)	L, 47-72
D31	* FURMAN (ESPN+)	W, 79-67
J4	*at ETSU (ESPN+)	W, 71-60
J7	* MERCER (ESPN+)	W, 73-45
J11	*at Chattanooga (ESPN+)	L, 76-95
J14	*at The Citadel (ESPN+)	L, 61-65
J18	* WOFFORD (ESPN+)	W, 76-71
J21	*at Samford (ESPN+)	L, 65-74
J25	* THE CITADEL (ESPN+)	L, 70-81
J28	*at VMI (ESPN+)	W, 71-65
F1	* SAMFORD (ESPN+)	L, 77-85
F4	* CHATTANOOGA (Nexstar/ESPN+)	W, 83-68
F8	*at Wofford (ESPN+)	W, 95-91 (2OT)
F11	*at Furman (Nexstar/ESPN+)	L, 59-93
F15	* ETSU (ESPN+)	W, 68-66
F18	*at Mercer (ESPN+)	W, 71-68
F22	*at UNCG (ESPN+)	L, 52-71
F25	* VMI (ESPN+)	W, 85-66
M4	vs. ETSU% (Nexstar/ESPN+)	2:30 p.m.

^ - McNeese MTE (Lake Charles, La.)
% - Ingles SoCon Championship (Asheville, N.C.)



Wofford
(16-15, 8-10 SoCon)

N7	BOB JONES (ESPN+)	W, 120-48
N12	at High Point (ESPN+)	L, 80-91
N14	at Drake (Meiacom MC22/ESPN+)	L, 72-80
N18	GARDNER-WEBB^ (ESPN+)	W, 60-58
N20	NORTH CAROLINA A&T^ (ESPN+)	W, 78-64
N23	NORTH GREENVILLE (ESPN+)	W, 70-59
N27	at LSU (ESPN+/SEC Network Plus)	L, 75-78
D1	PRESBYTERIAN (ESPN+)	W, 76-63
D3	at Vanderbilt (SEC Network Plus)	L, 62-65
D6	COASTAL CAROLINA (ESPN+)	W, 71-61
D10	at Georgia Southern (ESPN+)	L, 57-79
D17	MONTREAT (ESPN+)	W, 107-65
D20	at Texas A&M (SEC Network Plus)	W, 67-62
D29	* ETSU (ESPN+)	L, 71-73
D31	* UNCG (ESPN+)	L, 64-73
J4	*at Mercer (ESPN+)	W, 53-52
J7	* THE CITADEL (Nexstar/ESPN+)	W, 77-57
J11	*at Samford (ESPN+)	L, 58-83
J14	* VMI (ESPN+)	W, 86-67
J18	*at Western Carolina (ESPN+)	L, 71-76
J22	* FURMAN (ESPN+)	L, 82-96
J25	*at Chattanooga (ESPN+)	W, 85-80
J28	* SAMFORD (CBS Sports Network)	W, 85-77
F1	*at ETSU (ESPN+)	L, 52-77
F4	*at Furman (CBS Sports Network)	L, 67-80
F8	* WESTERN CAROLINA (ESPN+)	L, 91-95 (2OT)
F12	*at UNCG (ESPN+)	L, 89-97 (OT)
F15	* MERCER (ESPN+)	W, 70-67
F18	*at The Citadel (ESPN+)	W, 72-68
F22	*at VMI (ESPN+)	L, 83-87 (OT)
F25	* CHATTANOOGA (Nexstar/ESPN+)	W, 86-74
M4	vs. UNCG% (Nexstar/ESPN+)	8:30 p.m.

^ - Battle of the Carolinas
& - Bon Secours Wellness Arena
% - Ingles SoCon Championship (Asheville, N.C.)

Southern Conference men's basketball media relations information

<p>The Citadel (CitadelSports.com) John Brush (jbrush@citadel.edu) Phone: 843-953-6795</p> <p>ETSU (ETSUBucs.com) Kevin Brown (brownk@etsu.edu) Phone: 423-439-5263</p> <p>Furman (FurmanPaladins.com) Jordan Caskey (jordan.caskey@furman.edu) Phone: 864-294-3065</p> <p>Mercer (MercerBears.com) Amanda Cover (cover_al@mercer.edu) Phone: 478-301-5218</p> <p>UNCG (UNCGSpartans.com) Denise Archetto (d_archetto@uncg.edu) Phone: 770-598-2901</p> <p>Samford (SamfordSports.com) Jacob Horton (jhorton8@samford.edu) Phone: 205-726-4217</p>	<p>Chattanooga (GoMocs.com) Corey Belonzi (corey-belonzi@utc.edu) Phone: 423-425-2116</p> <p>VMI (VMIKeydets.com) Daniel Whitehead (whiteheadk@vmi.edu) Phone: 540-464-7514</p> <p>Western Carolina (CatamountSports.com) Steven Grandy (sgrandy@email.wcu.edu) Phone: 828-227-2655</p> <p>Wofford (WoffordTerriers.com) Ryan Scott (scottrm@wofford.edu) Phone: 864-597-4092</p> <p>Southern Conference (SoConSports.com) Phil Perry (pperry@socon.org) Phone: 864-591-5100 // Cell: 864-525-5174</p>
--	---

2022-23 Southern Conference
CONFERENCE BASKETBALL STATISTICS
Entering SoCon tournament (All games)

SCORING OFFENSE	G	W-L	Pts	Avg/G
1. Furman	31	24-7	2547	82.2
2. Samford	31	21-10	2437	78.6
3. Chattanooga	31	15-16	2372	76.5
4. Wofford	31	16-15	2337	75.4
5. Western Carolina	31	17-14	2308	74.5
6. UNCG	31	20-11	2240	72.3
7. ETSU	31	12-19	2154	69.5
8. VMI	31	7-24	2148	69.3
9. Mercer	31	13-18	2144	69.2
10. The Citadel	31	10-21	2117	68.3

SCORING DEFENSE	G	Pts	Avg/G
1. UNCG	31	1997	64.4
2. Mercer	31	2097	67.6
3. ETSU	31	2139	69.0
4. Western Carolina	31	2200	71.0
5. Furman	31	2204	71.1
6. Samford	31	2205	71.1
7. Chattanooga	31	2219	71.6
8. Wofford	31	2252	72.6
9. The Citadel	31	2308	74.5
10. VMI	31	2365	76.3

SCORING MARGIN	G	Offense	Defense	Margin
1. Furman	31	82.2	71.1	+11.1
2. UNCG	31	72.3	64.4	+7.8
3. Samford	31	78.6	71.1	+7.5
4. Chattanooga	31	76.5	71.6	+4.9
5. Western Carolina	31	74.5	71.0	+3.5
6. Wofford	31	75.4	72.6	+2.7
7. Mercer	31	69.2	67.6	+1.5
8. ETSU	31	69.5	69.0	+0.5
9. The Citadel	31	68.3	74.5	-6.2
10. VMI	31	69.3	76.3	-7.0

FREE THROW PCT	G	FTM	FTA	Pct.
1. VMI	31	301	389	.774
2. The Citadel	31	374	491	.762
3. Samford	31	541	721	.750
4. Furman	31	439	589	.745
5. Wofford	31	389	528	.737
6. Western Carolina	31	459	639	.718
7. UNCG	31	411	574	.716
8. Chattanooga	31	395	554	.713
9. Mercer	31	344	504	.683
10. ETSU	31	354	527	.672

FIELD GOAL PERCENTAGE	G	FGM	FGA	Pct.
1. Furman	31	904	1859	.486
2. Wofford	31	854	1792	.477
3. ETSU	31	801	1759	.455
4. Samford	31	809	1779	.455
5. Mercer	31	806	1777	.454
6. UNCG	31	791	1780	.444
7. Chattanooga	31	811	1826	.444
8. The Citadel	31	758	1736	.437
9. Western Carolina	31	789	1840	.429
10. VMI	31	774	1851	.418

FIELD GOAL PCT DEFENSE	G	FGM	FGA	Pct.
1. UNCG	31	700	1737	.403
2. Chattanooga	31	787	1853	.425
3. Samford	31	745	1734	.430
4. ETSU	31	772	1780	.434
5. Mercer	31	738	1701	.434
6. Western Carolina	31	808	1821	.444
7. The Citadel	31	807	1810	.446
8. Furman	31	806	1798	.448
9. Wofford	31	829	1809	.458
10. VMI	31	842	1823	.462

3-POINT FG PCT	G	3FGM	3FGA	Pct.
1. Chattanooga	31	355	952	.373
2. VMI	31	299	840	.356
3. UNCG	31	247	699	.353
4. Samford	31	278	791	.351
5. Furman	31	300	854	.351
6. Western Carolina	31	271	786	.345
7. Mercer	31	188	546	.344
8. Wofford	31	240	704	.341
9. The Citadel	31	227	686	.331
10. ETSU	31	198	612	.324

3-POINT FG PCT DEFENSE	G	3FGM	3FGA	Pct.
1. ETSU	31	244	763	.320
2. UNCG	31	232	719	.323
3. Western Carolina	31	177	531	.333
4. The Citadel	31	255	760	.336
5. Mercer	31	191	569	.336
6. Chattanooga	31	265	774	.342
7. Furman	31	217	630	.344
8. Wofford	31	262	756	.347
9. Samford	31	272	754	.361
10. VMI	31	333	910	.366

REBOUNDING OFFENSE	G	Rebounds	Avg/G
1. UNCG	31	1148	37.0
2. Western Carolina	31	1140	36.8
3. Chattanooga	31	1125	36.3
4. Samford	31	1111	35.8
5. Furman	31	1109	35.8
6. VMI	31	1100	35.5
7. ETSU	31	1090	35.2
8. Mercer	31	1060	34.2
9. Wofford	31	1022	33.0
10. The Citadel	31	993	32.0

REBOUNDING DEFENSE	G	Rebounds	Avg/G
1. Wofford	31	961	31.0
2. Furman	31	1006	32.5
3. Mercer	31	1014	32.7
4. ETSU	31	1028	33.2
5. Samford	31	1030	33.2
6. UNCG	31	1033	33.3
7. VMI	31	1041	33.6
8. Chattanooga	31	1060	34.2
9. Western Carolina	31	1089	35.1
10. The Citadel	31	1139	36.7

2022-23 Southern Conference
CONFERENCE BASKETBALL STATISTICS
Entering SoCon tournament (All games)

REBOUNDING MARGIN		G	Team	Avg.	Opp.	Avg.	Margin
1.	UNCG	31	1148	37.0	1033	33.3	+3.7
2.	Furman	31	1109	35.8	1006	32.5	+3.3
3.	Samford	31	1111	35.8	1030	33.2	+2.6
4.	Chattanooga	31	1125	36.3	1060	34.2	+2.1
5.	ETSU	31	1090	35.2	1028	33.2	+2.0
6.	Wofford	31	1022	33.0	961	31.0	+2.0
7.	VMI	31	1100	35.5	1041	33.6	+1.9
8.	Western Carolina	31	1140	36.8	1089	35.1	+1.6
9.	Mercer	31	1060	34.2	1014	32.7	+1.5
10.	The Citadel	31	993	32.0	1139	36.7	-4.7

BLOCKED SHOTS		G	No.	Avg/G
1.	Chattanooga	31	111	3.6
2.	Furman	31	100	3.2
3.	ETSU	31	97	3.1
4.	The Citadel	31	83	2.7
	Western Carolina	31	83	2.7
6.	Samford	31	80	2.6
7.	UNCG	31	79	2.5
8.	Mercer	31	67	2.2
9.	Wofford	31	66	2.1
10.	VMI	31	37	1.2

ASSISTS		G	No.	Avg/G
1.	Furman	31	550	17.7
2.	Chattanooga	31	473	15.3
3.	UNCG	31	454	14.6
4.	Mercer	31	403	13.0
5.	Wofford	31	396	12.8
6.	Western Carolina	31	393	12.7
7.	ETSU	31	382	12.3
8.	Samford	31	364	11.7
9.	The Citadel	31	360	11.6
10.	VMI	31	356	11.5

STEALS		G	No.	Avg/G
1.	Samford	31	249	8.0
2.	UNCG	31	226	7.3
3.	Furman	31	213	6.9
4.	ETSU	31	193	6.2
5.	Chattanooga	31	184	5.9
6.	Wofford	31	179	5.8
7.	Mercer	31	176	5.7
	Western Carolina	31	176	5.7
9.	The Citadel	31	170	5.5
10.	VMI	31	166	5.4

TURNOVER MARGIN		G	Team	Avg.	Opp.	Avg.	Margin
1.	Furman	31	357	11.5	418	13.5	+2.0
2.	Samford	31	397	12.8	452	14.6	+1.8
3.	UNCG	31	368	11.9	421	13.6	+1.7
4.	Mercer	31	351	11.3	370	11.9	+0.6
5.	Western Carolina	31	338	10.9	350	11.3	+0.4
6.	Wofford	31	346	11.2	350	11.3	+0.1
7.	Chattanooga	31	361	11.6	339	10.9	-0.7
8.	ETSU	31	412	13.3	380	12.3	-1.0
9.	The Citadel	31	383	12.4	343	11.1	-1.3
10.	VMI	31	408	13.2	330	10.6	-2.5

ASSIST/TURNOVER RATIO		G	Ast.	Avg.	T/O	Avg.	Ratio
1.	Furman	31	550	17.7	357	11.5	1.5
2.	Chattanooga	31	473	15.3	361	11.6	1.3
3.	UNCG	31	454	14.6	368	11.9	1.2
4.	Western Carolina	31	393	12.7	338	10.9	1.2
5.	Mercer	31	403	13.0	351	11.3	1.1
6.	Wofford	31	396	12.8	346	11.2	1.1
7.	The Citadel	31	360	11.6	383	12.4	0.9
8.	ETSU	31	382	12.3	412	13.3	0.9
9.	Samford	31	364	11.7	397	12.8	0.9
10.	VMI	31	356	11.5	408	13.2	0.9

OFFENSIVE REBOUNDS		G	No.	Avg/G
1.	VMI	31	339	10.9
2.	ETSU	31	332	10.7
3.	UNCG	31	323	10.4
4.	Chattanooga	31	317	10.2
5.	Samford	31	315	10.2
6.	Furman	31	313	10.1
7.	Mercer	31	311	10.0
8.	Western Carolina	31	308	9.9
9.	Wofford	31	287	9.3
10.	The Citadel	31	226	7.3

DEFENSIVE REBOUNDS		G	No.	Avg/G
1.	Western Carolina	31	832	26.8
2.	UNCG	31	825	26.6
3.	Chattanooga	31	808	26.1
4.	Samford	31	796	25.7
	Furman	31	796	25.7
6.	The Citadel	31	767	24.7
7.	VMI	31	761	24.5
8.	ETSU	31	758	24.5
9.	Mercer	31	749	24.2
10.	Wofford	31	735	23.7

DEFENSIVE REB PCT.		G	D-Reb	Opp. OR	D-Reb%
1.	Western Carolina	31	832	268	.756
2.	UNCG	31	825	292	.739
3.	Furman	31	796	284	.737
4.	Chattanooga	31	808	292	.735
5.	Samford	31	796	290	.733
6.	VMI	31	761	282	.730
7.	Wofford	31	735	276	.727
8.	Mercer	31	749	286	.724
9.	ETSU	31	758	311	.709
10.	The Citadel	31	767	330	.699

OFFENSIVE REB PCT.		G	O-Reb	Opp. DR	O-Reb%
1.	ETSU	31	332	717	.316
2.	VMI	31	339	759	.309
3.	UNCG	31	323	741	.304
4.	Furman	31	313	722	.302
5.	Mercer	31	311	728	.299
6.	Samford	31	315	740	.299
7.	Wofford	31	287	685	.295
8.	Chattanooga	31	317	768	.292
9.	Western Carolina	31	308	821	.273
10.	The Citadel	31	226	809	.218

2022-23 Southern Conference
CONFERENCE BASKETBALL STATISTICS
Entering SoCon tournament (All games)

3-POINT FG MADE	G	No.	Avg/G
1. Chattanooga	31	355	11.5
2. Furman	31	300	9.7
3. VMI	31	299	9.6
4. Samford	31	278	9.0
5. Western Carolina	31	271	8.7
6. UNCG	31	247	8.0
7. Wofford	31	240	7.7
8. The Citadel	31	227	7.3
9. ETSU	31	198	6.4
10. Mercer	31	188	6.1

2022-23 Southern Conference
CONFERENCE BASKETBALL STATISTICS
Entering SoCon tournament (All games)

Team	Conference	Pct.	PF	PA	Overall	Pct.	PF	PA	Current unbeaten streak
Furman	15-3	.833	81.8	69.8	24-7	.774	82.2	71.1	Furman -- 3
Samford	15-3	.833	78.3	71.3	21-10	.677	78.6	71.1	ETSU -- 2
UNCG	14-4	.778	73.7	63.4	20-11	.645	72.3	64.4	Wofford -- 1
Western Carolina	10-8	.556	71.1	72.4	17-14	.548	74.5	71.0	Mercer -- 1
Wofford	8-10	.444	74.6	76.6	16-15	.516	75.4	72.6	Western Carolina -- 1
ETSU	8-10	.444	68.4	69.1	12-19	.387	69.5	69.0	
Chattanooga	7-11	.389	73.7	73.7	15-16	.484	76.5	71.6	
Mercer	6-12	.333	63.4	66.8	13-18	.419	69.2	67.6	
The Citadel	5-13	.278	66.2	74.4	10-21	.323	68.3	74.5	
VMI	2-16	.111	63.8	77.5	7-24	.226	69.3	76.3	

TEAM SUMMARIES	G	PF-PA	Avg score	Margin	FG-FGA	Pct.	3FG-FGA	Pct.	FT-FTA	Pct.	RebF	RebA	Margin
Chattanooga	31	2372-2219	76.5-71.6	+4.9	811-1826	.444	355-952	.373	395-554	.713	1125	1060	+2.1
ETSU	31	2154-2139	69.5-69.0	+0.5	801-1759	.455	198-612	.324	354-527	.672	1090	1028	+2.0
Furman	31	2547-2204	82.2-71.1	+11.1	904-1859	.486	300-854	.351	439-589	.745	1109	1006	+3.3
Mercer	31	2144-2097	69.2-67.6	+1.5	806-1777	.454	188-546	.344	344-504	.683	1060	1014	+1.5
Samford	31	2437-2205	78.6-71.1	+7.5	809-1779	.455	278-791	.351	541-721	.750	1111	1030	+2.6
The Citadel	31	2117-2308	68.3-74.5	-6.2	758-1736	.437	227-686	.331	374-491	.762	993	1139	-4.7
UNCG	31	2240-1997	72.3-64.4	+7.8	791-1780	.444	247-699	.353	411-574	.716	1148	1033	+3.7
VMI	31	2148-2365	69.3-76.3	-7.0	774-1851	.418	299-840	.356	301-389	.774	1100	1041	+1.9
Western Carolina	31	2308-2200	74.5-71.0	+3.5	789-1840	.429	271-786	.345	459-639	.718	1140	1089	+1.6
Wofford	31	2337-2252	75.4-72.6	+2.7	854-1792	.477	240-704	.341	389-528	.737	1022	961	+2.0

ATTENDANCE	Home	Average	Away	Average	Neutral	Average	Total	Average
Chattanooga	16-49608	3100	15-41175	2745	0-0	0	31-90783	2928
ETSU	16-50014	3126	13-35214	2709	2-1796	898	31-87024	2807
Furman	16-34941	2184	11-33423	3038	4-7768	1942	31-76132	2456
Mercer	14-24863	1776	14-30860	2204	3-804	268	31-56527	1823
Samford	16-40096	2506	15-32983	2199	0-0	0	31-73079	2357
The Citadel	14-22316	1594	15-54223	3615	2-467	234	31-77006	2484
UNCG	14-17668	1262	14-53752	3839	3-0	0	31-71420	2304
VMI	14-18939	1353	15-33331	2222	2-264	132	31-52534	1695
Western Carolina	14-25153	1797	15-45023	3002	2-390	195	31-70566	2276
Wofford	16-20284	1268	15-50214	3348	0-0	0	31-70498	2274
Totals	150-303882	2026	142-410198	2889	18-11489	638	310-725569	2341

2022-23 Southern Conference
INDIVIDUAL BASKETBALL STATISTICS
Entering SoCon tournament (All games)

To be ranked, a player must appear in at least 75.0% of their team's games.

SCORING								REBOUNDING							
	Cl	G	FG	3FG	FT	Pts	Avg/G		Cl	G	Off	Def	Total	Avg/G	
1. Mike Bothwell-FUR	Sr	31	190	45	131	556	17.9	1. Tyzhaun Claude-WCU	Jr	28	90	151	241	8.6	
2. Stephen Clark-CIT	Sr	31	208	11	88	515	16.6	2. Jaden Seymour-ETSU	So	28	72	136	208	7.4	
3. B.J. Mack-WOF	Sr	30	180	52	86	498	16.6	3. Vonterius Woolbright-WCU	Sr	30	43	176	219	7.3	
4. Tre Jackson-WCU	Jr	30	153	104	67	477	15.9	4. Jalen Slawson-FUR	Sr	31	58	167	225	7.3	
5. Jalen Slawson-FUR	Sr	31	168	34	117	487	15.7	5. Mohammed Abdulsalam-UNCG	Sr	31	65	158	223	7.2	
6. Jordan King-ETSU	Sr	31	168	66	78	480	15.5	6. Taeshaud Jackson-VMI	Fr	30	64	150	214	7.1	
7. Tyzhaun Claude-WCU	Jr	28	154	2	121	431	15.4	7. Stephen Clark-CIT	Sr	31	48	154	202	6.5	
8. Jalyn McCreary-MER	So	31	217	0	38	472	15.2	8. Jermaine Marshall-SAM	Jr	30	56	139	195	6.5	
9. Austin Ash-CIT	Sr	30	148	102	58	456	15.2	9. Jalen Haynes-ETSU	So	31	79	117	196	6.3	
10. Jackson Paveletzke-WOF	Fr	31	152	43	116	463	14.9	10. Keondre Kennedy-UNCG	Sr	29	32	147	179	6.2	
11. Keyshaun Langley-UNCG	Sr	31	160	90	47	457	14.7	11. Jalyn McCreary-MER	So	31	72	98	170	5.5	
12. Vonterius Woolbright-WCU	Sr	30	147	11	127	432	14.4	12. Messiah Jones-WOF	Sr	31	75	94	169	5.5	
13. Jalen Haynes-ETSU	So	31	169	3	102	443	14.3	13. B.J. Mack-WOF	Sr	30	31	132	163	5.4	
14. Asher Woods-VMI	Fr	31	154	48	82	438	14.1	14. Marcus Foster-FUR	Jr	31	39	121	160	5.2	
15. Jamal Johnson-UTC	Sr	31	129	82	86	426	13.7	15. Sean Conway-VMI	Sr	28	50	93	143	5.1	
16. Keondre Kennedy-UNCG	Sr	29	128	60	69	385	13.3	16. Tyler Houser-VMI	Fr	31	48	110	158	5.1	
17. Logan Dye-SAM	Sr	31	141	36	86	404	13.0	Logan Dye-SAM	Sr	31	45	113	158	5.1	
18. Jermaine Marshall-SAM	Jr	30	119	38	108	384	12.8	18. Kyler Filewich-WOF	Jr	31	63	85	148	4.8	
19. Sean Conway-VMI	Sr	28	122	62	37	343	12.3	19. Rickey Bradley-VMI	Fr	30	36	104	140	4.7	
20. JP Pegues-FUR	So	31	119	58	50	346	11.2	20. Austin Ash-CIT	Sr	30	10	129	139	4.6	
21. Marcus Foster-FUR	Jr	31	118	57	50	343	11.1								
22. Kamar Robertson-MER	Sr	27	94	41	65	294	10.9								
23. Tyler Houser-VMI	Fr	31	127	41	42	337	10.9								
24. Tony Felder-VMI	Fr	31	107	55	48	317	10.2								
25. Mikeal Brown-Jones-UNCG	Jr	30	111	7	74	303	10.1								
26. Bubba Parham-SAM	Sr	31	85	57	70	297	9.6								
Messiah Jones-WOF	Sr	31	111	0	75	297	9.6								
28. Russell Jones Jr.-WCU	Jr	31	98	54	45	295	9.5								
29. Dalvin White-UTC	Sr	29	94	60	26	274	9.4								
30. Rickey Bradley-VMI	Fr	30	100	24	54	278	9.3								
FIELD GOAL PCT						ASSISTS									
	Cl	G	FGM	FGA	Pct.		Cl	G	No.	Avg/G					
1. Mikeal Brown-Jones-UNCG	Jr	30	111	189	.587	1. Vonterius Woolbright-WCU	Sr	30	155	5.2					
2. Jalen Haynes-ETSU	So	31	169	296	.571	2. JP Pegues-FUR	So	31	125	4.0					
3. Messiah Jones-WOF	Sr	31	111	197	.563	3. Jackson Paveletzke-WOF	Fr	31	118	3.8					
4. Jalen Slawson-FUR	Sr	31	168	303	.554	4. Dante Treacy-UNCG	Sr	31	114	3.7					
5. Jalyn McCreary-MER	So	31	217	393	.552	5. Kobe Langley-UNCG	Sr	31	110	3.5					
6. Garrett Hien-FUR	Jr	29	94	172	.547	6. Jalen Slawson-FUR	Sr	31	105	3.4					
7. Mike Bothwell-FUR	Sr	31	190	362	.525	7. Luis Hurtado-MER	Sr	30	100	3.3					
8. Tyzhaun Claude-WCU	Jr	28	154	299	.515	8. Jordan King-ETSU	Sr	31	99	3.2					
9. Logan Dye-SAM	Sr	31	141	278	.507	9. Tony Felder-VMI	Fr	31	97	3.1					
10. Stephen Clark-CIT	Sr	31	208	411	.506	Mike Bothwell-FUR	Sr	31	97	3.1					
11. B.J. Mack-WOF	Sr	30	180	359	.501	11. Stephen Clark-CIT	Sr	31	88	2.8					
12. Jackson Paveletzke-WOF	Fr	31	152	311	.489	12. Dalvin White-UTC	Sr	29	82	2.8					
13. Bas Leyte-UNCG	Sr	31	96	197	.487	13. Allen Strothers-ETSU	Fr	28	79	2.8					
14. Rickey Bradley-VMI	Fr	30	100	207	.483	14. Bubba Parham-SAM	Sr	31	80	2.6					
15. Jermaine Marshall-SAM	Jr	30	119	256	.465	15. Jaron Rillie-SAM	So	31	76	2.5					

2022-23 Southern Conference
INDIVIDUAL BASKETBALL STATISTICS
Entering SoCon tournament (All games)

FREE THROW PCT					
	Cl	G	FTM	FTA	Pct.
1. Tre Jackson-WCU	Jr	30	67	73	.918
2. Jordan King-ETSU	Sr	31	78	91	.857
3. Jackson Paveletzke-WOF	Fr	31	116	137	.847
4. Mike Bothwell-FUR	Sr	31	131	155	.845
5. Kamar Robertson-MER	Sr	27	65	78	.833
6. Jamal Johnson-UTC	Sr	31	86	104	.827
7. Keondre Kennedy-UNCG	Sr	29	69	84	.821
8. Bubba Parham-SAM	Sr	31	70	87	.805
9. Asher Woods-VMI	Fr	31	82	102	.804
10. B.J. Mack-WOF	Sr	30	86	108	.796
11. Jermaine Marshall-SAM	Jr	30	108	136	.794
12. Jalen Slawson-FUR	Sr	31	117	150	.780
13. Mikeal Brown-Jones-UNCG	Jr	30	74	96	.771
14. Tyzhaun Claude-WCU	Jr	28	121	169	.716
15. Messiah Jones-WOF	Sr	31	75	106	.708

STEALS				
	Cl	G	No.	Avg/G
1. Keyshaun Langley-UNCG	Sr	31	57	1.8
2. Kobe Langley-UNCG	Sr	31	56	1.8
3. Elijah Morgan-CIT	Jr	31	53	1.7
4. A.J. Staton-McCray-SAM	So	30	51	1.7
5. Jalen Slawson-FUR	Sr	31	50	1.6
Russell Jones Jr.-WCU	Jr	31	50	1.6
7. Corey Tripp-WOF	So	31	41	1.3
8. Jermaine Marshall-SAM	Jr	30	39	1.3
9. Allen Strothers-ETSU	Fr	28	34	1.2
10. Tre Jackson-WCU	Jr	30	33	1.1
11. Marcus Foster-FUR	Jr	31	34	1.1
Bubba Parham-SAM	Sr	31	34	1.1
Jamal Johnson-UTC	Sr	31	34	1.1
Jordan King-ETSU	Sr	31	34	1.1
15. Vonterius Woolbright-WCU	Sr	30	32	1.1

3-POINT FG PCT					
	Cl	G	3FG	FGA	Pct.
1. Tre Jackson-WCU	Jr	30	104	239	.435
2. Dalvin White-UTC	Sr	29	60	138	.435
3. Keyshaun Langley-UNCG	Sr	31	90	210	.429
4. Kamar Robertson-MER	Sr	27	41	100	.410
5. Jackson Paveletzke-WOF	Fr	31	43	106	.406
6. Austin Ash-CIT	Sr	30	102	257	.397
7. Sean Conway-VMI	Sr	28	62	157	.395
8. Keondre Kennedy-UNCG	Sr	29	60	153	.392
9. Shawn Walker Jr.-MER	Sr	30	36	92	.391
10. Jamal Johnson-UTC	Sr	31	82	210	.390
11. Jamarius Hairston-ETSU	Sr	24	29	75	.387
12. Logan Dye-SAM	Sr	31	36	94	.383
13. Bubba Parham-SAM	Sr	31	57	149	.383
14. Jalen Slawson-FUR	Sr	31	34	89	.382
15. Jermaine Marshall-SAM	Jr	30	38	100	.380

3-POINT FG MADE				
	Cl	G	3FG	Avg/G
1. Tre Jackson-WCU	Jr	30	104	3.5
2. Austin Ash-CIT	Sr	30	102	3.4
3. Keyshaun Langley-UNCG	Sr	31	90	2.9
4. Jamal Johnson-UTC	Sr	31	82	2.6
5. Sean Conway-VMI	Sr	28	62	2.2
6. Jordan King-ETSU	Sr	31	66	2.1
7. Dalvin White-UTC	Sr	29	60	2.1
8. Keondre Kennedy-UNCG	Sr	29	60	2.1
9. JP Pegues-FUR	So	31	58	1.9
10. Bubba Parham-SAM	Sr	31	57	1.8
Marcus Foster-FUR	Jr	31	57	1.8
12. Tony Felder-VMI	Fr	31	55	1.8
13. Russell Jones Jr.-WCU	Jr	31	54	1.7
14. B.J. Mack-WOF	Sr	30	52	1.7
15. Asher Woods-VMI	Fr	31	48	1.5

BLOCKED SHOTS				
	Cl	G	No.	Avg/G
1. Stephen Clark-CIT	Sr	31	56	1.8
2. Jalen Slawson-FUR	Sr	31	48	1.5
3. Jaden Seymour-ETSU	So	28	28	1.0
4. Tyzhaun Claude-WCU	Jr	28	26	0.9
5. Achor Achor-SAM	So	29	24	0.8
6. Tyler Harris-WCU	Sr	31	22	0.7
7. Sam Alexis-UTC	Fr	28	19	0.7
8. Jalen Haynes-ETSU	So	31	21	0.7
9. Jalyn McCreary-MER	So	31	20	0.6
10. Keondre Kennedy-UNCG	Sr	29	18	0.6
11. Logan Dye-SAM	Sr	31	19	0.6
12. Mohammed Abdulsalam-UNCG	Sr	31	18	0.6
13. Bas Leyte-UNCG	Sr	31	16	0.5
14. Garrett Hien-FUR	Jr	29	14	0.5
15. Mikeal Brown-Jones-UNCG	Jr	30	14	0.5

ASSIST/TURNOVER RATIO					
	Cl	G	Ast.	T/O	Ratio
1. Kobe Langley-UNCG	Sr	31	110	41	2.7
2. JP Pegues-FUR	So	31	125	59	2.1
3. Dante Treacy-UNCG	Sr	31	114	59	1.9
4. Vonterius Woolbright-WCU	Sr	30	155	82	1.9
5. Mike Bothwell-FUR	Sr	31	97	54	1.8
6. Luis Hurtado-MER	Sr	30	100	56	1.8
7. Jackson Paveletzke-WOF	Fr	31	118	75	1.6
8. Tony Felder-VMI	Fr	31	97	67	1.4
9. Jordan King-ETSU	Sr	31	99	75	1.3
10. Jalen Slawson-FUR	Sr	31	105	82	1.3

2022-23 Southern Conference
INDIVIDUAL BASKETBALL STATISTICS
Entering SoCon tournament (All games)

OFFENSIVE REBOUNDS	Cl	G	No.	Avg/G
1. Tyzhaun Claude-WCU	Jr	28	90	3.2
2. Jaden Seymour-ETSU	So	28	72	2.6
3. Jalen Haynes-ETSU	So	31	79	2.5
4. Messiah Jones-WOF	Sr	31	75	2.4
5. Jalyn McCreary-MER	So	31	72	2.3
6. Taeshaud Jackson-VMI	Fr	30	64	2.1
7. Mohammed Abdulsalam-UNCG	Sr	31	65	2.1
8. Kyler Filewich-WOF	Jr	31	63	2.0
9. Bas Leyte-UNCG	Sr	31	61	2.0
10. Jalen Slawson-FUR	Sr	31	58	1.9
11. Jermaine Marshall-SAM	Jr	30	56	1.9
12. Sean Conway-VMI	Sr	28	50	1.8
13. Sam Alexis-UTC	Fr	28	47	1.7
14. Achor Achor-SAM	So	29	45	1.6
15. Tyler Houser-VMI	Fr	31	48	1.5
Stephen Clark-CIT	Sr	31	48	1.5

DEFENSIVE REBOUNDS	Cl	G	No.	Avg/G
1. Vonterius Woolbright-WCU	Sr	30	176	5.9
2. Tyzhaun Claude-WCU	Jr	28	151	5.4
3. Jalen Slawson-FUR	Sr	31	167	5.4
4. Mohammed Abdulsalam-UNCG	Sr	31	158	5.1
5. Keondre Kennedy-UNCG	Sr	29	147	5.1
6. Taeshaud Jackson-VMI	Fr	30	150	5.0
7. Stephen Clark-CIT	Sr	31	154	5.0
8. Jaden Seymour-ETSU	So	28	136	4.9
9. Jermaine Marshall-SAM	Jr	30	139	4.6
10. B.J. Mack-WOF	Sr	30	132	4.4
11. Austin Ash-CIT	Sr	30	129	4.3
12. Marcus Foster-FUR	Jr	31	121	3.9
13. Jalen Haynes-ETSU	So	31	117	3.8
14. Logan Dye-SAM	Sr	31	113	3.6
Asher Woods-VMI	Fr	31	113	3.6

MINUTES PLAYED	Cl	G	No.	Avg/G
1. Austin Ash-CIT	Sr	30	1107	36.9
2. Jordan King-ETSU	Sr	31	1107	35.7
3. Asher Woods-VMI	Fr	31	1093	35.3
4. Tre Jackson-WCU	Jr	30	1037	34.6
5. Stephen Clark-CIT	Sr	31	1069	34.5
6. Mike Bothwell-FUR	Sr	31	1042	33.6
7. Jackson Paveletzke-WOF	Fr	31	1021	32.9
8. Russell Jones Jr.-WCU	Jr	31	1011	32.6
9. Vonterius Woolbright-WCU	Sr	30	961	32.0
10. JP Pegues-FUR	So	31	978	31.5
11. Keondre Kennedy-UNCG	Sr	29	902	31.1
12. Jalen Slawson-FUR	Sr	31	962	31.0
13. B.J. Mack-WOF	Sr	30	926	30.9
14. Elijah Morgan-CIT	Jr	31	951	30.7
15. Rickey Bradley-VMI	Fr	30	918	30.6
16. Corey Tripp-WOF	So	31	927	29.9
17. Keyshaun Langley-UNCG	Sr	31	926	29.9
18. Sean Conway-VMI	Sr	28	836	29.9
19. Jamal Johnson-UTC	Sr	31	915	29.5
20. Bubba Parham-SAM	Sr	31	908	29.3
21. Marcus Foster-FUR	Jr	31	896	28.9
22. Jalen Haynes-ETSU	So	31	878	28.3
23. Shawn Walker Jr.-MER	Sr	30	842	28.1
24. Tyler Harris-WCU	Sr	31	868	28.0
25. Dante Treacy-UNCG	Sr	31	851	27.5
26. Jaden Seymour-ETSU	So	28	764	27.3
27. Tony Felder-VMI	Fr	31	841	27.1
28. Allen Strothers-ETSU	Fr	28	757	27.0
29. A.J. Caldwell-UTC	Sr	31	838	27.0
30. Tyler Houser-VMI	Fr	31	814	26.3

2022-23 Southern Conference
Conference Team Highs
Entering SoCon tournament (All games)

TEAM HIGHS (highest totals made by)

Points	120	Wofford vs Bob Jones (11/07/22)
	120	UNCG vs Warren Wilson (12/18/22)
Margin	72 (120-48)	Wofford vs Bob Jones (11/07/22)
	72 (120-48)	UNCG vs Warren Wilson (12/18/22)
Field goals made	49	Wofford vs Bob Jones (11/07/22)
	46	Mercer vs Milligan (11/11/22)
Field goal attempts	86	Western Carolina vs Toccoa Falls (12/20/22)
	83	The Citadel vs Morris (11/15/22)
Field goal percentage	.662 (45-68)	UNCG vs Warren Wilson (12/18/22)
	.661 (37-56)	VMI vs Regent (11/26/22)
3-Pt FG made	22	Chattanooga vs Covenant (11/19/22)
	21	Samford at VMI (02/18/23)
3-Pt FG attempts	53	VMI vs Carlow (12/07/22)
	45	Furman at VMI (02/08/23)
3-Pt percentage	.625 (10-16)	Furman at Mercer (01/11/23)
	.615 (16-26)	VMI at Chattanooga (01/07/23)
Free throws made	33	UNCG at Furman (01/14/23)
	29	Samford at The Citadel (12/31/22)
Free throw attempts	42	ETSU vs Little Rock (11/17/22)
	41	UNCG at Furman (01/14/23)
Free throw percentage	1.000 (17-17)	The Citadel at VMI (01/21/23)
	1.000 (16-16)	ETSU vs Chattanooga (01/28/23)
	1.000 (12-12)	The Citadel vs IUPUI (11/25/22)
	1.000 (11-11)	VMI at Furman (12/29/22)
	1.000 (10-10)	VMI at ETSU (02/10/23)
	1.000 (7-7)	Wofford at Texas A&M (12/20/22)
Rebounds	69	The Citadel vs Morris (11/15/22)
	64	Western Carolina vs Brescia (11/13/22)
Assists	32	UNCG vs Warren Wilson (12/18/22)
	31	Mercer vs Milligan (11/11/22)
	31	Mercer vs Middle Georgia State (12/06/22)
Steals	16	ETSU at The Citadel (01/11/23)
	15	Furman vs North Greenville (11/07/22)
Blocked shots	11	Chattanooga vs Johnson (Tenn.) (12/10/22)
	9	The Citadel vs Western Carolina (01/14/23)
	9	Western Carolina vs Wofford (01/18/23)
Turnovers	24	VMI vs SIUE (11/19/22)
	23	Samford vs Louisiana Tech (11/25/22)
Fouls	29	The Citadel at N.C. Central (12/20/22)
	29	Furman vs UNCG (01/14/23)

2022-23 Southern Conference
Conference Individual Highs
Entering SoCon tournament (All games)

INDIVIDUAL PLAYER GAME HIGHS

Points	47		Tre Jackson (Western Carolina) at Wofford (02/08/23)
	42		Jordan King (ETSU) at The Citadel (01/11/23)
Field goals made	14		Jordan King (ETSU) at The Citadel (01/11/23)
	14		Tre Jackson (Western Carolina) at Wofford (02/08/23)
Field goal attempts	26		Vonterius Woolbright (Western Carolina) at Wofford (02/08/23)
	24		Tyler Houser (VMI) at Western Carolina (02/25/23)
Field goal percentage	1.000	(8-8)	Jalen Haynes (ETSU) vs Mars Hill (11/30/22)
	1.000	(8-8)	Jah Quinones (Mercer) vs Western Carolina (02/18/23)
3-Pt FG made	9		Austin Ash (The Citadel) vs Longwood (12/17/22)
	8		Jordan King (ETSU) at The Citadel (01/11/23)
	8		Tre Jackson (Western Carolina) at Wofford (02/08/23)
	8		Austin Ash (The Citadel) vs Wofford (02/18/23)
3-Pt FG attempts	17		Devin Butler (VMI) vs Carlow (12/07/22)
	17		Austin Ash (The Citadel) vs Longwood (12/17/22)
3-Pt percentage	.857	(6-7)	Sean Conway (VMI) vs Regent (11/26/22)
	.857	(6-7)	Sean Conway (VMI) vs Navy (12/03/22)
	.857	(6-7)	Marcus Foster (Furman) at Mercer (01/11/23)
	.857	(6-7)	Carson McCorkle (Wofford) vs VMI (01/14/23)
Free throws made	13		Jermaine Marshall (Samford) at UCF (12/04/22)
	13		Mike Bothwell (Furman) at Wofford (01/22/23)
	13		Jalen Slawson (Furman) vs Samford (01/25/23)
Free throw attempts	16		Jermaine Marshall (Samford) at UCF (12/04/22)
	16		Jalen Slawson (Furman) vs Mercer (02/22/23)
Free throw percentage	1.000	(11-11)	Mike Bothwell (Furman) vs Stephen F. Austin (12/17/22)
	1.000	(11-11)	Tre Jackson (Western Carolina) at Wofford (02/08/23)
	1.000	(10-10)	Mike Bothwell (Furman) at App State (11/29/22)
	1.000	(10-10)	Jordan King (ETSU) at Western Carolina (02/15/23)
	1.000	(9-9)	Jalen Haynes (ETSU) vs Louisiana (11/13/22)
	1.000	(9-9)	Keondre Kennedy (UNCG) vs Montana State (11/25/22)
	1.000	(9-9)	Tyzhaun Claude (Western Carolina) vs Toccoa Falls (12/20/22)
	1.000	(9-9)	Jaron Rillie (Samford) at The Citadel (12/31/22)
	1.000	(8-8)	Jermaine Marshall (Samford) vs Spring Hill (11/10/22)
	1.000	(8-8)	Jackson Paveletzke (Wofford) vs North Carolina A&T (11/20/22)
	1.000	(8-8)	Austin Ash (The Citadel) at Charleston Southern (11/30/22)
	1.000	(8-8)	B.J. Mack (Wofford) vs ETSU (12/29/22)
	1.000	(8-8)	Austin Ash (The Citadel) at VMI (01/21/23)
	1.000	(8-8)	Jalen Haynes (ETSU) vs Chattanooga (01/28/23)
	1.000	(8-8)	B.J. Mack (Wofford) vs Western Carolina (02/08/23)
	1.000	(8-8)	Jermaine Marshall (Samford) at Chattanooga (02/22/23)
	1.000	(8-8)	Tyzhaun Claude (Western Carolina) vs VMI (02/25/23)
Rebounds	20		Jake Stephens (Chattanooga) vs Belmont (12/18/22)
	17		Tyzhaun Claude (Western Carolina) at The Citadel (01/14/23)
Assists	11		Vonterius Woolbright (Western Carolina) at VMI (01/28/23)
	11		Vonterius Woolbright (Western Carolina) vs VMI (02/25/23)
Steals	7		Jordan King (ETSU) at The Citadel (01/11/23)
	6		Jaron Rillie (Samford) vs Wofford (01/11/23)
Blocked shots	5		Jake Stephens (Chattanooga) at Gardner-Webb (12/03/22)
	5		Jake Stephens (Chattanooga) vs Belmont (12/18/22)
	5		Jake Stephens (Chattanooga) at The Citadel (12/29/22)
	5		Stephen Clark (The Citadel) vs ETSU (01/11/23)
	5		Stephen Clark (The Citadel) vs Western Carolina (01/14/23)
Turnovers	8		Jake Stephens (Chattanooga) at Col. of Charleston (11/07/22)
	8		Asher Woods (VMI) at Mercer (02/04/23)

2022-23 Southern Conference
CONFERENCE BASKETBALL STATISTICS
Final (Conference games only)

SCORING OFFENSE	G	W-L	Pts	Avg/G
1. Furman	18	15-3	1473	81.8
2. Samford	18	15-3	1409	78.3
3. Wofford	18	8-10	1342	74.6
4. UNCG	18	14-4	1327	73.7
5. Chattanooga	18	7-11	1326	73.7
6. Western Carolina	18	10-8	1279	71.1
7. ETSU	18	8-10	1231	68.4
8. The Citadel	18	5-13	1191	66.2
9. VMI	18	2-16	1149	63.8
10. Mercer	18	6-12	1141	63.4

SCORING DEFENSE	G	Pts	Avg/G
1. UNCG	18	1142	63.4
2. Mercer	18	1202	66.8
3. ETSU	18	1243	69.1
4. Furman	18	1256	69.8
5. Samford	18	1283	71.3
6. Western Carolina	18	1303	72.4
7. Chattanooga	18	1326	73.7
8. The Citadel	18	1339	74.4
9. Wofford	18	1379	76.6
10. VMI	18	1395	77.5

SCORING MARGIN	G	Offense	Defense	Margin
1. Furman	18	81.8	69.8	+12.1
2. UNCG	18	73.7	63.4	+10.3
3. Samford	18	78.3	71.3	+7.0
4. Chattanooga	18	73.7	73.7	+0.0
5. ETSU	18	68.4	69.1	-0.7
6. Western Carolina	18	71.1	72.4	-1.3
7. Wofford	18	74.6	76.6	-2.1
8. Mercer	18	63.4	66.8	-3.4
9. The Citadel	18	66.2	74.4	-8.2
10. VMI	18	63.8	77.5	-13.7

FREE THROW PCT	G	FTM	FTA	Pct.
1. VMI	18	166	211	.787
2. The Citadel	18	224	290	.772
3. Samford	18	303	398	.761
4. Furman	18	288	386	.746
5. Wofford	18	230	315	.730
6. Western Carolina	18	265	369	.718
7. Chattanooga	18	218	304	.717
8. UNCG	18	246	349	.705
9. ETSU	18	211	313	.674
10. Mercer	18	172	262	.656

FIELD GOAL PERCENTAGE	G	FGM	FGA	Pct.
1. Wofford	18	489	1026	.477
2. Furman	18	504	1059	.476
3. Samford	18	467	998	.468
4. UNCG	18	468	1018	.460
5. ETSU	18	451	995	.453
6. The Citadel	18	421	970	.434
7. Chattanooga	18	455	1069	.426
8. Western Carolina	18	437	1035	.422
9. Mercer	18	437	1039	.421
10. VMI	18	415	1055	.393

FIELD GOAL PCT DEFENSE	G	FGM	FGA	Pct.
1. UNCG	18	397	989	.401
2. ETSU	18	446	1051	.424
3. Furman	18	450	1040	.433
4. Samford	18	434	1003	.433
5. Chattanooga	18	457	1045	.437
6. Mercer	18	425	959	.443
7. Western Carolina	18	476	1048	.454
8. Wofford	18	492	1064	.462
9. The Citadel	18	474	1023	.463
10. VMI	18	493	1042	.473

3-POINT FG PCT	G	3FGM	3FGA	Pct.
1. Samford	18	172	459	.375
2. UNCG	18	145	394	.368
3. Chattanooga	18	198	551	.359
4. Furman	18	177	495	.358
5. ETSU	18	118	345	.342
6. Wofford	18	134	394	.340
7. The Citadel	18	125	372	.336
8. Western Carolina	18	140	424	.330
9. VMI	18	153	471	.325
10. Mercer	18	95	307	.309

3-POINT FG PCT DEFENSE	G	3FGM	3FGA	Pct.
1. ETSU	18	142	448	.317
2. Furman	18	109	342	.319
3. UNCG	18	140	424	.330
4. The Citadel	18	151	440	.343
5. Samford	18	155	450	.344
6. Chattanooga	18	157	452	.347
7. Western Carolina	18	119	342	.348
8. Mercer	18	115	329	.350
9. Wofford	18	168	467	.360
10. VMI	18	201	518	.388

REBOUNDING OFFENSE	G	Rebounds	Avg/G
1. UNCG	18	661	36.7
2. Furman	18	652	36.2
3. ETSU	18	636	35.3
4. Western Carolina	18	618	34.3
5. Chattanooga	18	616	34.2
6. VMI	18	612	34.0
7. Mercer	18	611	33.9
8. Samford	18	605	33.6
9. Wofford	18	573	31.8
10. The Citadel	18	546	30.3

REBOUNDING DEFENSE	G	Rebounds	Avg/G
1. Samford	18	582	32.3
2. UNCG	18	583	32.4
3. Furman	18	601	33.4
4. ETSU	18	603	33.5
5. Wofford	18	608	33.8
6. Mercer	18	608	33.8
7. VMI	18	616	34.2
8. The Citadel	18	636	35.3
9. Western Carolina	18	643	35.7
10. Chattanooga	18	650	36.1

2022-23 Southern Conference
CONFERENCE BASKETBALL STATISTICS
Final (Conference games only)

REBOUNDING MARGIN		G	Team	Avg.	Opp.	Avg.	Margin
1.	UNCG	18	661	36.7	583	32.4	+4.3
2.	Furman	18	652	36.2	601	33.4	+2.8
3.	ETSU	18	636	35.3	603	33.5	+1.8
4.	Samford	18	605	33.6	582	32.3	+1.3
5.	Mercer	18	611	33.9	608	33.8	+0.2
6.	VMI	18	612	34.0	616	34.2	-0.2
7.	Western Carolina	18	618	34.3	643	35.7	-1.4
8.	Chattanooga	18	616	34.2	650	36.1	-1.9
9.	Wofford	18	573	31.8	608	33.8	-1.9
10.	The Citadel	18	546	30.3	636	35.3	-5.0

BLOCKED SHOTS		G	No.	Avg/G
1.	ETSU	18	57	3.2
2.	The Citadel	18	55	3.1
3.	Furman	18	53	2.9
4.	Chattanooga	18	52	2.9
5.	UNCG	18	50	2.8
6.	Western Carolina	18	47	2.6
7.	Samford	18	44	2.4
8.	Wofford	18	41	2.3
	Mercer	18	41	2.3
10.	VMI	18	20	1.1

ASSISTS		G	No.	Avg/G
1.	Furman	18	296	16.4
2.	Chattanooga	18	258	14.3
3.	UNCG	18	255	14.2
4.	Wofford	18	224	12.4
5.	Samford	18	207	11.5
6.	ETSU	18	205	11.4
7.	Western Carolina	18	202	11.2
8.	The Citadel	18	192	10.7
9.	VMI	18	187	10.4
10.	Mercer	18	177	9.8

STEALS		G	No.	Avg/G
1.	Samford	18	145	8.1
2.	UNCG	18	141	7.8
3.	Chattanooga	18	113	6.3
4.	Wofford	18	102	5.7
5.	Furman	18	101	5.6
	The Citadel	18	101	5.6
7.	ETSU	18	99	5.5
8.	Mercer	18	97	5.4
9.	Western Carolina	18	94	5.2
10.	VMI	18	89	4.9

TURNOVER MARGIN		G	Team	Avg.	Opp.	Avg.	Margin
1.	UNCG	18	196	10.9	239	13.3	+2.4
2.	Furman	18	182	10.1	219	12.2	+2.1
3.	Samford	18	205	11.4	230	12.8	+1.4
4.	Mercer	18	198	11.0	212	11.8	+0.8
	Chattanooga	18	192	10.7	206	11.4	+0.8
6.	Western Carolina	18	180	10.0	183	10.2	+0.2
7.	Wofford	18	197	10.9	194	10.8	-0.2
8.	The Citadel	18	225	12.5	195	10.8	-1.7
9.	ETSU	18	227	12.6	185	10.3	-2.3
10.	VMI	18	230	12.8	169	9.4	-3.4

ASSIST/TURNOVER RATIO		G	Ast.	Avg.	T/O	Avg.	Ratio
1.	Furman	18	296	16.4	182	10.1	1.6
2.	Chattanooga	18	258	14.3	192	10.7	1.3
3.	UNCG	18	255	14.2	196	10.9	1.3
4.	Wofford	18	224	12.4	197	10.9	1.1
5.	Western Carolina	18	202	11.2	180	10.0	1.1
6.	Samford	18	207	11.5	205	11.4	1.0
7.	ETSU	18	205	11.4	227	12.6	0.9
8.	Mercer	18	177	9.8	198	11.0	0.9
9.	The Citadel	18	192	10.7	225	12.5	0.9
10.	VMI	18	187	10.4	230	12.8	0.8

OFFENSIVE REBOUNDS		G	No.	Avg/G
1.	VMI	18	195	10.8
2.	Mercer	18	191	10.6
3.	Furman	18	190	10.6
4.	ETSU	18	183	10.2
5.	UNCG	18	181	10.1
6.	Chattanooga	18	179	9.9
7.	Wofford	18	159	8.8
8.	Western Carolina	18	157	8.7
9.	Samford	18	150	8.3
10.	The Citadel	18	124	6.9

DEFENSIVE REBOUNDS		G	No.	Avg/G
1.	UNCG	18	480	26.7
2.	Furman	18	462	25.7
3.	Western Carolina	18	461	25.6
4.	Samford	18	455	25.3
5.	ETSU	18	453	25.2
6.	Chattanooga	18	437	24.3
7.	The Citadel	18	422	23.4
8.	Mercer	18	420	23.3
9.	VMI	18	417	23.2
10.	Wofford	18	414	23.0

DEFENSIVE REB PCT.		G	D-Reb	Opp. OR	D-Reb%
1.	Western Carolina	18	461	154	.750
2.	UNCG	18	480	165	.744
3.	Samford	18	455	162	.737
4.	Mercer	18	420	154	.732
5.	VMI	18	417	163	.719
6.	Furman	18	462	181	.719
7.	Chattanooga	18	437	175	.714
8.	ETSU	18	453	188	.707
9.	The Citadel	18	422	178	.703
10.	Wofford	18	414	189	.687

OFFENSIVE REB PCT.		G	O-Reb	Opp. DR	O-Reb%
1.	Furman	18	190	420	.311
2.	ETSU	18	183	415	.306
3.	UNCG	18	181	418	.302
4.	VMI	18	195	453	.301
5.	Mercer	18	191	454	.296
6.	Wofford	18	159	419	.275
7.	Chattanooga	18	179	475	.274
8.	Samford	18	150	420	.263
9.	Western Carolina	18	157	489	.243
10.	The Citadel	18	124	458	.213

2022-23 Southern Conference
CONFERENCE BASKETBALL STATISTICS
Final (Conference games only)

3-POINT FG MADE	G	No.	Avg/G
1. Chattanooga	18	198	11.0
2. Furman	18	177	9.8
3. Samford	18	172	9.6
4. VMI	18	153	8.5
5. UNCG	18	145	8.1
6. Western Carolina	18	140	7.8
7. Wofford	18	134	7.4
8. The Citadel	18	125	6.9
9. ETSU	18	118	6.6
10. Mercer	18	95	5.3

2022-23 Southern Conference
CONFERENCE BASKETBALL STATISTICS
Final (Conference games only)

Team	Conference	Pct.	PF	PA	Overall	Pct.	PF	PA	Current unbeaten streak
Furman	15-3	.833	81.8	69.8	15-3	.833	81.8	69.8	Furman -- 3
Samford	15-3	.833	78.3	71.3	15-3	.833	78.3	71.3	ETSU -- 2
UNCG	14-4	.778	73.7	63.4	14-4	.778	73.7	63.4	Wofford -- 1
Western Carolina	10-8	.556	71.1	72.4	10-8	.556	71.1	72.4	Mercer -- 1
Wofford	8-10	.444	74.6	76.6	8-10	.444	74.6	76.6	Western Carolina -- 1
ETSU	8-10	.444	68.4	69.1	8-10	.444	68.4	69.1	
Chattanooga	7-11	.389	73.7	73.7	7-11	.389	73.7	73.7	
Mercer	6-12	.333	63.4	66.8	6-12	.333	63.4	66.8	
The Citadel	5-13	.278	66.2	74.4	5-13	.278	66.2	74.4	
VMI	2-16	.111	63.8	77.5	2-16	.111	63.8	77.5	

TEAM SUMMARIES	G	PF-PA	Avg score	Margin	FG-FGA	Pct.	3FG-FGA	Pct.	FT-FTA	Pct.	RebF	RebA	Margin
Chattanooga	18	1326-1326	73.7-73.7	+0.0	455-1069	.426	198-551	.359	218-304	.717	616	650	-1.9
ETSU	18	1231-1243	68.4-69.1	-0.7	451-995	.453	118-345	.342	211-313	.674	636	603	+1.8
Furman	18	1473-1256	81.8-69.8	+12.1	504-1059	.476	177-495	.358	288-386	.746	652	601	+2.8
Mercer	18	1141-1202	63.4-66.8	-3.4	437-1039	.421	95-307	.309	172-262	.656	611	608	+0.2
Samford	18	1409-1283	78.3-71.3	+7.0	467-998	.468	172-459	.375	303-398	.761	605	582	+1.3
The Citadel	18	1191-1339	66.2-74.4	-8.2	421-970	.434	125-372	.336	224-290	.772	546	636	-5.0
UNCG	18	1327-1142	73.7-63.4	+10.3	468-1018	.460	145-394	.368	246-349	.705	661	583	+4.3
VMI	18	1149-1395	63.8-77.5	-13.7	415-1055	.393	153-471	.325	166-211	.787	612	616	-0.2
Western Carolina	18	1279-1303	71.1-72.4	-1.3	437-1035	.422	140-424	.330	265-369	.718	618	643	-1.4
Wofford	18	1342-1379	74.6-76.6	-2.1	489-1026	.477	134-394	.340	230-315	.730	573	608	-1.9

ATTENDANCE	Home	Average	Away	Average	Neutral	Average	Total	Average
Chattanooga	9-30116	3346	9-16775	1864	0-0	0	18-46891	2605
ETSU	9-29736	3304	9-16601	1845	0-0	0	18-46337	2574
Furman	9-22427	2492	9-21451	2383	0-0	0	18-43878	2438
Mercer	9-18069	2008	9-16005	1778	0-0	0	18-34074	1893
Samford	9-25801	2867	9-19762	2196	0-0	0	18-45563	2531
The Citadel	9-14526	1614	9-22162	2462	0-0	0	18-36688	2038
UNCG	9-11722	1302	9-20657	2295	0-0	0	18-32379	1799
VMI	9-13759	1529	9-21921	2436	0-0	0	18-35680	1982
Western Carolina	9-18263	2029	9-20293	2255	0-0	0	18-38556	2142
Wofford	9-13815	1535	9-22607	2512	0-0	0	18-36422	2023
Totals	90-198234	2203	90-198234	2203	0-0	0	180-396468	2203

2022-23 Southern Conference
INDIVIDUAL BASKETBALL STATISTICS
Final (Conference games only)

To be ranked, a player must appear in at least 75.0% of their team's games.

SCORING								REBOUNDING							
	Cl	G	FG	3FG	FT	Pts	Avg/G		Cl	G	Off	Def	Total	Avg/G	
1. B.J. Mack-WOF	Sr	18	106	36	61	309	17.2	1. Tyzhaun Claude-WCU	Jr	15	49	81	130	8.7	
2. Jordan King-ETSU	Sr	18	106	42	54	308	17.1	2. Taeshaud Jackson-VMI	Fr	18	48	100	148	8.2	
3. Stephen Clark-CIT	Sr	18	119	7	62	307	17.1	3. Mohammed Abdulsalam-UNCG	Sr	18	43	101	144	8.0	
4. Tre Jackson-WCU	Jr	18	97	59	49	302	16.8	4. Vonterius Woolbright-WCU	Sr	18	23	114	137	7.6	
5. Keyshaun Langley-UNCG	Sr	18	108	55	27	298	16.6	5. Jalen Slawson-FUR	Sr	18	39	96	135	7.5	
6. Mike Bothwell-FUR	Sr	18	96	25	77	294	16.3	6. Jaden Seymour-ETSU	So	18	46	89	135	7.5	
7. Jalen Slawson-FUR	Sr	18	92	20	88	292	16.2	7. Jermaine Marshall-SAM	Jr	18	31	93	124	6.9	
8. Vonterius Woolbright-WCU	Sr	18	94	8	87	283	15.7	8. Jalen Haynes-ETSU	So	18	48	76	124	6.9	
9. Tyzhaun Claude-WCU	Jr	15	83	2	63	231	15.4	9. Stephen Clark-CIT	Sr	18	30	93	123	6.8	
10. Jalyn McCreary-MER	So	18	124	0	26	274	15.2	10. Jalyn McCreary-MER	So	18	47	56	103	5.7	
11. Jalen Haynes-ETSU	So	18	104	1	61	270	15.0	11. Tyler Houser-VMI	Fr	18	31	72	103	5.7	
12. Jamal Johnson-UTC	Sr	18	79	52	57	267	14.8	12. Marcus Foster-FUR	Jr	18	28	73	101	5.6	
13. Logan Dye-SAM	Sr	18	88	28	59	263	14.6	13. B.J. Mack-WOF	Sr	18	16	85	101	5.6	
14. Jermaine Marshall-SAM	Jr	18	84	32	63	263	14.6	14. Messiah Jones-WOF	Sr	18	44	56	100	5.6	
15. Jackson Paveletzke-WOF	Fr	18	88	25	57	258	14.3	15. Keondre Kennedy-UNCG	Sr	18	19	80	99	5.5	
16. Austin Ash-CIT	Sr	17	76	51	35	238	14.0	16. A.J. Staton-McCray-SAM	So	17	24	61	85	5.0	
17. Asher Woods-VMI	Fr	18	86	31	39	242	13.4	17. Logan Dye-SAM	Sr	18	18	70	88	4.9	
18. Keondre Kennedy-UNCG	Sr	18	82	37	35	236	13.1	18. Kyler Filewich-WOF	Jr	18	32	52	84	4.7	
19. JP Pegues-FUR	So	18	79	31	41	230	12.8	19. Asher Woods-VMI	Fr	18	18	65	83	4.6	
20. Marcus Foster-FUR	Jr	18	72	41	30	215	11.9	20. Sam Alexis-UTC	Fr	15	30	38	68	4.5	
21. Tyler Houser-VMI	Fr	18	80	20	27	207	11.5								
22. Rickey Bradley-VMI	Fr	17	68	15	38	189	11.1								
23. A.J. Staton-McCray-SAM	So	17	63	16	33	175	10.3								
24. Russell Jones Jr.-WCU	Jr	18	62	32	25	181	10.1								
25. Messiah Jones-WOF	Sr	18	69	0	42	180	10.0								
26. Mikeal Brown-Jones-UNCG	Jr	17	56	5	48	165	9.7								
27. Jaden Seymour-ETSU	So	18	65	8	36	174	9.7								
28. Bubba Parham-SAM	Sr	18	49	34	40	172	9.6								
29. Dalvin White-UTC	Sr	18	59	35	15	168	9.3								
30. Sean Conway-VMI	Sr	15	47	24	20	138	9.2								

FIELD GOAL PCT						ASSISTS				
	Cl	G	FGM	FGA	Pct.		Cl	G	No.	Avg/G
1. Messiah Jones-WOF	Sr	18	69	118	.585	1. Vonterius Woolbright-WCU	Sr	18	107	5.9
2. Mikeal Brown-Jones-UNCG	Jr	17	56	96	.583	2. JP Pegues-FUR	So	18	73	4.1
3. Jalen Haynes-ETSU	So	18	104	189	.550	3. Dante Treacy-UNCG	Sr	18	70	3.9
4. Logan Dye-SAM	Sr	18	88	166	.530	4. Jackson Paveletzke-WOF	Fr	18	65	3.6
5. Jalen Slawson-FUR	Sr	18	92	174	.529	5. Jalen Slawson-FUR	Sr	18	61	3.4
6. Jalyn McCreary-MER	So	18	124	238	.521	6. Jordan King-ETSU	Sr	18	59	3.3
7. Tyzhaun Claude-WCU	Jr	15	83	162	.512	7. Kobe Langley-UNCG	Sr	18	57	3.2
8. Rickey Bradley-VMI	Fr	17	68	133	.511	8. Stephen Clark-CIT	Sr	18	55	3.1
9. Jaden Seymour-ETSU	So	18	65	128	.508	9. Tony Felder-VMI	Fr	18	52	2.9
10. B.J. Mack-WOF	Sr	18	106	209	.507	10. Dalvin White-UTC	Sr	18	47	2.6
11. Bas Leyte-UNCG	Sr	18	54	107	.505	11. Bubba Parham-SAM	Sr	18	45	2.5
12. A.J. Staton-McCray-SAM	So	17	63	125	.504	12. Jaron Rillie-SAM	So	18	44	2.4
13. Mike Bothwell-FUR	Sr	18	96	195	.492	13. Asher Woods-VMI	Fr	18	40	2.2
14. Stephen Clark-CIT	Sr	18	119	246	.484	14. Elijah Morgan-CIT	Jr	18	39	2.2
15. Jermaine Marshall-SAM	Jr	18	84	175	.480	15. Keyshaun Langley-UNCG	Sr	18	38	2.1
						16. Mike Bothwell-FUR	Sr	18	38	2.1

2022-23 Southern Conference
INDIVIDUAL BASKETBALL STATISTICS
Final (Conference games only)

FREE THROW PCT					
	Cl	G	FTM	FTA	Pct.
1. Tre Jackson-WCU	Jr	18	49	53	.925
2. Austin Ash-CIT	Sr	17	35	38	.921
3. Jordan King-ETSU	Sr	18	54	60	.900
4. Mike Bothwell-FUR	Sr	18	77	91	.846
5. Dante Treacy-UNCG	Sr	18	37	44	.841
6. Jamal Johnson-UTC	Sr	18	57	69	.826
7. Jackson Paveletzke-WOF	Fr	18	57	70	.814
8. Asher Woods-VMI	Fr	18	39	48	.813
9. Rickey Bradley-VMI	Fr	17	38	47	.809
10. B.J. Mack-WOF	Sr	18	61	76	.803
11. Bubba Parham-SAM	Sr	18	40	50	.800
12. Jalen Slawson-FUR	Sr	18	88	112	.786
13. Jermaine Marshall-SAM	Jr	18	63	83	.759
14. Madison Durr-CIT	Fr	18	36	48	.750
15. Tyzhaun Claude-WCU	Jr	15	63	86	.733

STEALS				
	Cl	G	No.	Avg/G
1. Keyshaun Langley-UNCG	Sr	18	40	2.2
2. Elijah Morgan-CIT	Jr	18	35	1.9
3. Kobe Langley-UNCG	Sr	18	33	1.8
4. Jermaine Marshall-SAM	Jr	18	28	1.6
5. A.J. Staton-McCray-SAM	So	17	26	1.5
6. Russell Jones Jr.-WCU	Jr	18	27	1.5
7. Jalen Slawson-FUR	Sr	18	24	1.3
8. Jamal Johnson-UTC	Sr	18	23	1.3
Jaron Rillie-SAM	So	18	23	1.3
10. Allen Strothers-ETSU	Fr	15	19	1.3
11. Corey Tripp-WOF	So	18	22	1.2
12. Vonterius Woolbright-WCU	Sr	18	21	1.2
Bubba Parham-SAM	Sr	18	21	1.2
14. Rickey Bradley-VMI	Fr	17	19	1.1
15. Asher Woods-VMI	Fr	18	20	1.1
Stephen Clark-CIT	Sr	18	20	1.1
Marcus Foster-FUR	Jr	18	20	1.1
Messiah Jones-WOF	Sr	18	20	1.1

3-POINT FG PCT					
	Cl	G	3FG	FGA	Pct.
1. Keyshaun Langley-UNCG	Sr	18	55	128	.430
2. Jermaine Marshall-SAM	Jr	18	32	76	.421
3. Bubba Parham-SAM	Sr	18	34	81	.420
4. Tre Jackson-WCU	Jr	18	59	141	.418
5. Jamal Johnson-UTC	Sr	18	52	128	.406
6. Austin Ash-CIT	Sr	17	51	126	.405
7. B.J. Mack-WOF	Sr	18	36	89	.404
8. Marcus Foster-FUR	Jr	18	41	102	.402
9. Logan Dye-SAM	Sr	18	28	70	.400
Jamarius Hairston-ETSU	Sr	18	26	65	.400
11. Dalvin White-UTC	Sr	18	35	88	.398
12. A.J. Caldwell-UTC	Sr	18	26	66	.394
13. Jalen Slawson-FUR	Sr	18	20	51	.392
14. David Maynard-CIT	Sr	18	18	46	.391
15. Keondre Kennedy-UNCG	Sr	18	37	96	.385

3-POINT FG MADE				
	Cl	G	3FG	Avg/G
1. Tre Jackson-WCU	Jr	18	59	3.3
2. Keyshaun Langley-UNCG	Sr	18	55	3.1
3. Austin Ash-CIT	Sr	17	51	3.0
4. Jamal Johnson-UTC	Sr	18	52	2.9
5. Jordan King-ETSU	Sr	18	42	2.3
6. Marcus Foster-FUR	Jr	18	41	2.3
7. Keondre Kennedy-UNCG	Sr	18	37	2.1
8. B.J. Mack-WOF	Sr	18	36	2.0
9. Dalvin White-UTC	Sr	18	35	1.9
10. Tony Felder-VMI	Fr	18	34	1.9
Bubba Parham-SAM	Sr	18	34	1.9
12. Jermaine Marshall-SAM	Jr	18	32	1.8
Russell Jones Jr.-WCU	Jr	18	32	1.8
14. Asher Woods-VMI	Fr	18	31	1.7
JP Pegues-FUR	So	18	31	1.7

BLOCKED SHOTS				
	Cl	G	No.	Avg/G
1. Stephen Clark-CIT	Sr	18	35	1.9
2. Jalen Slawson-FUR	Sr	18	29	1.6
3. Jaden Seymour-ETSU	So	18	19	1.1
4. Tyzhaun Claude-WCU	Jr	15	14	0.9
5. Jalen Haynes-ETSU	So	18	16	0.9
6. Jalyn McCreary-MER	So	18	14	0.8
Tyler Harris-WCU	Sr	18	14	0.8
8. Keondre Kennedy-UNCG	Sr	18	12	0.7
Achor Achor-SAM	So	18	12	0.7
10. Mikeal Brown-Jones-UNCG	Jr	17	11	0.6
11. Sam Alexis-UTC	Fr	15	9	0.6
12. Jermaine Marshall-SAM	Jr	18	10	0.6
Mohammed Abdulsalam-UNCG	Sr	18	10	0.6
14. Logan Dye-SAM	Sr	18	9	0.5
15. Tyler Houser-VMI	Fr	18	8	0.4
Bas Leyte-UNCG	Sr	18	8	0.4

ASSIST/TURNOVER RATIO					
	Cl	G	Ast.	T/O Ratio	
1. JP Pegues-FUR	So	18	73	27	2.7
2. Kobe Langley-UNCG	Sr	18	57	22	2.6
3. Dante Treacy-UNCG	Sr	18	70	28	2.5
4. Vonterius Woolbright-WCU	Sr	18	107	53	2.0
5. Jackson Paveletzke-WOF	Fr	18	65	49	1.3
6. Jordan King-ETSU	Sr	18	59	45	1.3
7. Jalen Slawson-FUR	Sr	18	61	51	1.2
8. Stephen Clark-CIT	Sr	18	55	61	0.9

2022-23 Southern Conference
INDIVIDUAL BASKETBALL STATISTICS
Final (Conference games only)

OFFENSIVE REBOUNDS			
	Cl	G	No. Avg/G
1. Tyzhaun Claude-WCU	Jr	15	49 3.3
2. Taeshaud Jackson-VMI	Fr	18	48 2.7
Jalen Haynes-ETSU	So	18	48 2.7
4. Jalyn McCreary-MER	So	18	47 2.6
5. Jaden Seymour-ETSU	So	18	46 2.6
6. Messiah Jones-WOF	Sr	18	44 2.4
7. Mohammed Abdulsalam-UNCG	Sr	18	43 2.4
8. Jalen Slawson-FUR	Sr	18	39 2.2
9. Sam Alexis-UTC	Fr	15	30 2.0
10. Jah Quinones-MER	Fr	18	33 1.8
11. Kyler Filewich-WOF	Jr	18	32 1.8
12. Tyler Houser-VMI	Fr	18	31 1.7
Jermaine Marshall-SAM	Jr	18	31 1.7
14. Stephen Clark-CIT	Sr	18	30 1.7
Bas Leyte-UNCG	Sr	18	30 1.7
Sean Conway-VMI	Sr	15	25 1.7

DEFENSIVE REBOUNDS			
	Cl	G	No. Avg/G
1. Vonterius Woolbright-WCU	Sr	18	114 6.3
2. Mohammed Abdulsalam-UNCG	Sr	18	101 5.6
3. Taeshaud Jackson-VMI	Fr	18	100 5.6
4. Tyzhaun Claude-WCU	Jr	15	81 5.4
5. Jalen Slawson-FUR	Sr	18	96 5.3
6. Jermaine Marshall-SAM	Jr	18	93 5.2
Stephen Clark-CIT	Sr	18	93 5.2
8. Jaden Seymour-ETSU	So	18	89 4.9
9. B.J. Mack-WOF	Sr	18	85 4.7
10. Keondre Kennedy-UNCG	Sr	18	80 4.4
11. Jalen Haynes-ETSU	So	18	76 4.2
12. Austin Ash-CIT	Sr	17	70 4.1
13. Marcus Foster-FUR	Jr	18	73 4.1
14. Tyler Houser-VMI	Fr	18	72 4.0
15. Logan Dye-SAM	Sr	18	70 3.9

MINUTES PLAYED			
	Cl	G	No. Avg/G
1. Austin Ash-CIT	Sr	17	630 37.1
2. Asher Woods-VMI	Fr	18	665 36.9
3. Jordan King-ETSU	Sr	18	660 36.7
4. Tre Jackson-WCU	Jr	18	649 36.1
5. Stephen Clark-CIT	Sr	18	640 35.6
6. Russell Jones Jr.-WCU	Jr	18	634 35.2
7. Mike Bothwell-FUR	Sr	18	611 33.9
8. Vonterius Woolbright-WCU	Sr	18	608 33.8
9. JP Pegues-FUR	So	18	600 33.3
10. Jackson Paveletzke-WOF	Fr	18	597 33.2
11. Rickey Bradley-VMI	Fr	17	558 32.8
12. Keondre Kennedy-UNCG	Sr	18	583 32.4
13. B.J. Mack-WOF	Sr	18	580 32.2
14. Elijah Morgan-CIT	Jr	18	573 31.8
15. Keyshaun Langley-UNCG	Sr	18	568 31.6
16. Jalen Slawson-FUR	Sr	18	565 31.4
17. Marcus Foster-FUR	Jr	18	558 31.0
18. Bubba Parham-SAM	Sr	18	557 30.9
19. Jamal Johnson-UTC	Sr	18	552 30.7
20. Corey Tripp-WOF	So	18	541 30.1
21. Jalen Haynes-ETSU	So	18	520 28.9
22. Sean Conway-VMI	Sr	15	433 28.9
23. Shawn Walker Jr.-MER	Sr	18	513 28.5
24. Jaden Seymour-ETSU	So	18	510 28.3
25. Tyzhaun Claude-WCU	Jr	15	412 27.5
26. Tyler Houser-VMI	Fr	18	494 27.4
Tony Felder-VMI	Fr	18	494 27.4
28. Allen Strothers-ETSU	Fr	15	406 27.1
29. Dante Treacy-UNCG	Sr	18	487 27.1
30. Jermaine Marshall-SAM	Jr	18	483 26.8

2022-23 Southern Conference
Conference Team Highs
Final (Conference games only)

TEAM HIGHS (highest totals made by)

Points	97		Furman vs The Citadel (01/04/23)
	97		UNCG vs Wofford (02/12/23)
Margin	35	(96-61)	Samford at VMI (02/18/23)
	34	(93-59)	Furman vs Western Carolina (02/11/23)
Field goals made	36		Furman at VMI (02/08/23)
	36		Wofford vs Western Carolina (02/08/23)
Field goal attempts	76		Western Carolina at Wofford (02/08/23)
	70		Furman vs Samford (01/25/23)
	70		Wofford vs Western Carolina (02/08/23)
	70		UNCG vs Wofford (02/12/23)
Field goal percentage	.615	(32-52)	ETSU vs Wofford (02/01/23)
	.608	(31-51)	Chattanooga vs Western Carolina (01/11/23)
3-Pt FG made	21		Samford at VMI (02/18/23)
	17		Furman at VMI (02/08/23)
3-Pt FG attempts	45		Furman at VMI (02/08/23)
	41		Chattanooga at VMI (02/15/23)
	41		Chattanooga vs Samford (02/22/23)
3-Pt percentage	.625	(10-16)	Furman at Mercer (01/11/23)
	.615	(16-26)	VMI at Chattanooga (01/07/23)
Free throws made	33		UNCG at Furman (01/14/23)
	29		Samford at The Citadel (12/31/22)
Free throw attempts	41		UNCG at Furman (01/14/23)
	35		Furman vs Mercer (02/22/23)
Free throw percentage	1.000	(17-17)	The Citadel at VMI (01/21/23)
	1.000	(16-16)	ETSU vs Chattanooga (01/28/23)
	1.000	(11-11)	VMI at Furman (12/29/22)
	1.000	(10-10)	VMI at ETSU (02/10/23)
Rebounds	53		Furman vs Chattanooga (02/01/23)
	53		Furman vs Western Carolina (02/11/23)
Assists	30		Furman at VMI (02/08/23)
	25		Furman vs VMI (12/29/22)
	25		UNCG vs ETSU (02/07/23)
	25		Samford at VMI (02/18/23)
Steals	16		ETSU at The Citadel (01/11/23)
	13		Chattanooga vs The Citadel (02/08/23)
	13		Samford vs The Citadel (02/11/23)
Blocked shots	9		The Citadel vs Western Carolina (01/14/23)
	9		Western Carolina vs Wofford (01/18/23)
Turnovers	22		The Citadel at Samford (02/11/23)
	21		The Citadel at Chattanooga (02/08/23)
Fouls	29		Furman vs UNCG (01/14/23)
	28		Mercer at Furman (02/22/23)

2022-23 Southern Conference
Conference Individual Highs
Final (Conference games only)

INDIVIDUAL PLAYER GAME HIGHS

Points	47		Tre Jackson (Western Carolina) at Wofford (02/08/23)
	42		Jordan King (ETSU) at The Citadel (01/11/23)
Field goals made	14		Jordan King (ETSU) at The Citadel (01/11/23)
	14		Tre Jackson (Western Carolina) at Wofford (02/08/23)
Field goal attempts	26		Vonterius Woolbright (Western Carolina) at Wofford (02/08/23)
	24		Tyler Houser (VMI) at Western Carolina (02/25/23)
Field goal percentage	1.000	(8-8)	Jah Quinones (Mercer) vs Western Carolina (02/18/23)
	.909	(10-11)	Jalen Haynes (ETSU) vs Wofford (02/01/23)
3-Pt FG made	8		Jordan King (ETSU) at The Citadel (01/11/23)
	8		Tre Jackson (Western Carolina) at Wofford (02/08/23)
	8		Austin Ash (The Citadel) vs Wofford (02/18/23)
3-Pt FG attempts	16		Austin Ash (The Citadel) vs Wofford (02/18/23)
	16		Tyler Houser (VMI) at Western Carolina (02/25/23)
3-Pt percentage	.857	(6-7)	Marcus Foster (Furman) at Mercer (01/11/23)
	.857	(6-7)	Carson McCorkle (Wofford) vs VMI (01/14/23)
Free throws made	13		Mike Bothwell (Furman) at Wofford (01/22/23)
	13		Jalen Slawson (Furman) vs Samford (01/25/23)
Free throw attempts	16		Jalen Slawson (Furman) vs Mercer (02/22/23)
	15		Jalen Slawson (Furman) vs Samford (01/25/23)
Free throw percentage	1.000	(11-11)	Tre Jackson (Western Carolina) at Wofford (02/08/23)
	1.000	(10-10)	Jordan King (ETSU) at Western Carolina (02/15/23)
	1.000	(9-9)	Jaron Rillie (Samford) at The Citadel (12/31/22)
	1.000	(8-8)	B.J. Mack (Wofford) vs ETSU (12/29/22)
	1.000	(8-8)	Austin Ash (The Citadel) at VMI (01/21/23)
	1.000	(8-8)	Jalen Haynes (ETSU) vs Chattanooga (01/28/23)
	1.000	(8-8)	B.J. Mack (Wofford) vs Western Carolina (02/08/23)
	1.000	(8-8)	Jermaine Marshall (Samford) at Chattanooga (02/22/23)
	1.000	(8-8)	Tyzhaun Claude (Western Carolina) vs VMI (02/25/23)
Rebounds	17		Tyzhaun Claude (Western Carolina) at The Citadel (01/14/23)
	16		Taeshaud Jackson (VMI) at The Citadel (02/02/23)
	16		Mohammed Abdulsalam (UNCG) at Mercer (02/02/23)
Assists	11		Vonterius Woolbright (Western Carolina) at VMI (01/28/23)
	11		Vonterius Woolbright (Western Carolina) vs VMI (02/25/23)
Steals	7		Jordan King (ETSU) at The Citadel (01/11/23)
	6		Jaron Rillie (Samford) vs Wofford (01/11/23)
Blocked shots	5		Jake Stephens (Chattanooga) at The Citadel (12/29/22)
	5		Stephen Clark (The Citadel) vs ETSU (01/11/23)
	5		Stephen Clark (The Citadel) vs Western Carolina (01/14/23)
Turnovers	8		Asher Woods (VMI) at Mercer (02/04/23)
	7		Asher Woods (VMI) at Chattanooga (01/07/23)
	7		Austin Ash (The Citadel) vs ETSU (01/11/23)
	7		Vonterius Woolbright (Western Carolina) vs ETSU (02/15/23)
	7		Stephen Clark (The Citadel) vs Wofford (02/18/23)