

Southern Conference Men's Basketball

702 North Pine Street, Spartanburg, SC 29303 • 864-591-5100 • Fax: 864-591-3448
Phil Perry, Assistant Commissioner for Media Relations (MBK contact)



2017-18

#SoConHoops

facebook.com/SouthernConference

twitter.com/SoConSports

instagram.com/SouthernConference

2017-18 SoCON MEN'S BASKETBALL STANDINGS — (THROUGH GAMES FEB. 7, 2018)

	Conference					Overall					
	W-L	Pct.	H	A	ST	W-L	Pct.	H	A	N	ST
ETSU	12-0	1.000	6-0	6-0	W12	21-4	.840	12-1	9-3	0-0	W15
UNCG	9-2	.818	5-0	4-2	W2	18-6	.750	12-1	6-5	0-0	W2
Wofford	8-4	.667	6-1	2-3	W1	17-8	.680	12-2	4-6	1-0	W1
Furman	7-5	.583	4-2	3-3	L2	16-9	.640	10-3	4-6	2-0	L2
Western Carolina	6-5	.545	4-1	2-4	W2	11-13	.458	7-2	2-10	2-1	W2
Mercer	4-7	.364	3-3	1-4	W1	11-13	.458	8-3	2-8	1-2	W1
The Citadel	4-7	.364	3-3	1-4	W2	9-14	.391	7-5	2-9	0-0	W2
Samford	4-9	.308	3-3	1-6	L3	8-18	.308	7-4	1-14	0-0	L3
VMI	2-9	.182	1-4	1-5	L2	7-15	.318	5-5	2-10	0-0	L2
Chattanooga	2-10	.167	2-4	0-6	L2	8-17	.320	7-6	1-11	0-0	L2

UPCOMING SCHEDULE (ALL TIMES EASTERN)

Feb. 8 (Thursday)

*The Citadel at Chattanooga, 7 p.m. ESPN3
*Western Carolina at VMI, 7 p.m. ESPN3

Feb. 10 (Saturday)

*ETSU at VMI, 1 p.m. ESPN3
*Wofford at Furman, 4:30 p.m. WYCW-62/ESPN3
*Western Carolina at UNCG, 5 p.m. ESPN3
*Mercer at Chattanooga, 5 p.m. ESPN3
*The Citadel at Samford, 8 p.m. ESPN3

Feb. 12 (Monday)

*ETSU at UNCG, 7 p.m. ESPN3
*Mercer at Samford, 8 p.m. ESPN3

Feb. 15 (Thursday)

*UNCG at The Citadel, 6 p.m. ESPN3
*Chattanooga at Furman, 7 p.m. ESPN3
*VMI at Mercer, 7 p.m. ESPN3
*Wofford at Western Carolina, 7:30 p.m. ESPN3

Feb. 17 (Saturday)

*VMI at The Citadel, 1 p.m. ESPN3
*Furman at Samford, 2 p.m. ESPN3
*ETSU at Western Carolina, 2 p.m. ESPN3
*UNCG at Mercer, 4 p.m. ESPN3
*Wofford at Chattanooga, 5 p.m. ESPN3

Feb. 20 (Tuesday)

*The Citadel at ETSU, 7 p.m. ESPN3
*VMI at Furman, 7 p.m. ESPN3
*Western Carolina at Mercer, 7 p.m. ESPN3
*UNCG at Wofford, 7 p.m. ESPN3

Feb. 23 (Friday)

*Mercer at The Citadel, 6 p.m. ESPN3
*Wofford at ETSU, 7 p.m. ESPN3
*Chattanooga at UNCG, 7 p.m. ESPN3
*Samford at VMI, 7 p.m. ESPN3
*Furman at Western Carolina, 7 p.m. ESPN3

SoCON PLAYER OF THE WEEK

Zane Najdawi, Jr., F The Citadel

Najdawi averaged 22 points and 8.5 rebounds per game, helping The Citadel defeat Wofford and Furman last week.

Najdawi began the week with 16 points and seven rebounds as the Bulldogs topped the Terriers 80-78 on Thursday. Against the Terriers, Najdawi became the 33rd player to score 1,000 points at The Citadel. He added four blocks in the win and became just the second player in program history to total 1,000 points, 400 rebounds and 100 blocks.

The junior from Midlothian, Virginia, capped off the week with a double-double against Furman on Saturday. Najdawi led the Bulldogs with 28 points, pulled down 10 rebounds and blocked three shots in a 100-92 overtime victory. Najdawi began the game 5-for-5 from the floor with a pair of 3-pointers as The Citadel snapped a four-game losing streak to the Paladins.

For the week, Najdawi shot 53.8 percent from the floor (14-for-26) and 60 percent from the 3-point line (6-for-10).



CONFERENCE NEWS AND NOTES

• Three SoCon teams appear in this week's Collegian.com Mid-Major Top 25, tied with the West Coast Conference for the most of any league in the poll. ETSU remained at No. 5, while UNCG slipped four spots to 18th and Furman dropped five spots to No. 24. Wofford, which had lost three of its last four before Wednesday's win over Samford, fell out of the poll from 17th.

• ETSU has won 15 straight games, the second-longest streak in the SoCon in the last 10 years (see chart on page 4) and one shy of matching the school record set in 2003-04.

• ETSU's Desonta Bradford was named the SoCon Player of the Month for January after averaging 15.6 points, 6.0 rebounds, 4.1 assists and 1.6 steals per game and helping the Bucs to a 9-0 record in the month.

• The Citadel is 3-1 in its last four games to climb into a tie for sixth in the SoCon standings. The Bulldogs' last three games have come against ETSU, Wofford and Furman, all of which were ranked in the Mid-Major Top 25 at the time, with the Bulldogs picking up wins over the Terriers and Paladins after dropping a two-point affair to the Bucs.

• Western Carolina coach Larry Hunter picked up win No. 700 for his career with Saturday's 88-71 win over Samford. He became one of just 40 NCAA men's basketball coaches with 700 career victories. With a win Thursday night, the Catamounts would climb into a tie for fourth in the SoCon standings with Furman.

• VMI freshman Bubba Parham is fifth in the league in scoring, averaging 15.0 points per game. He is the lone rookie averaging double figures and is the only one in even the top 25 in league scoring.

• All 10 SoCon teams are .500 or better at home for the season, and two teams have just one loss at home: ETSU and UNCG, who are a combined 24-2 on their home courts. Home teams are 37-21 so far in league play.

• UNCG's Marvin Smith, Mercer's Jordan Strawberry and The Citadel's Zane Najdawi each hit the 1,000-point mark for their careers on Feb. 1. There are now 10 active league players who have reached the milestone, and two more are on pace to do so by the end of the season (see note on following page for more information).

• Wofford junior guard Fletcher Magee hit four 3-pointers Wednesday night against Samford and is now just two away from becoming the Terriers' all-time leader. He is currently one back of Karl Cochran (2011-15), who finished his career fourth in SoCon history with 312. With 108 so far this year, Magee is just five 3s away from surpassing the single-season school record he set last season.

• So far this season, SoCon games have either been tight affairs or blowouts, with not much in between. With 58 league games in the books so far, just 26 have been decided by single digits. The other 32 games were decided by an average of 19.2 points per game.

• Chattanooga junior forward Makinde London and ETSU senior guard are the only two players in the SoCon to appear in the top 10 in the league in scoring and rebounding.

CONFERENCE NEWS AND NOTES

Coaching milestones

Three league coaches have reached career win milestones this season. Mercer coach Bob Hoffman earned his 500th career victory Jan. 18 and UNCG coach Wes Miller got win No. 100 on Jan. 24. As noted on the previous page, Western Carolina coach Larry Hunter notched his 700th career win Saturday against Samford. Hunter has already moved ahead of legendary NC State coach Everett Case on the SoCon's all-time wins list this season and needs three more to move into 11th.

1,000-point scorers

Seven league players have hit the 1,000-point milestone for their careers so far this season. UNCG junior Francis Alonso reached the mark on Nov. 20 against Delaware, and Furman senior Daniel Fowler joined the club on Dec. 30 against VMI. ETSU senior Desonta Bradford reached 1,000 points on Jan. 13, also against VMI, and Mercer's Stephon Jelks hit the milestone on Jan. 20 against UNCG. As stated on the previous page, three players reached the mark Feb. 1, as UNCG's Marvin Smith did so against VMI, Mercer's Jordan Strawberry against Furman and The Citadel's Zane Najdawi against Wofford. Based on their seasonal scoring averages and the number of remaining games on their schedules, two more could reach 1,000 points by the end of the season: Samford's Demetrius Denzel-Dyson and Mercer's Demetre Rivers. Furman senior Devin Sibley, Samford senior Christen Cunningham and Wofford junior Fletcher Magee entered the season over 1,000 for their careers, giving the SoCon 10 active players with at least 1,000 points.

Magee's double figures streak

Wofford's Fletcher Magee has scored in double figures in 70 consecutive contests, good for the second-longest active streak in NCAA Division I behind Campbell's Chris Clemons' 73-game streak (through games of Feb. 7), according to research by STATS.

One-possession games

This season, 16 SoCon games out of 58 have been decided by one possession or gone to overtime (28 percent).

- In 2016, the league had 21 of 90 (23 percent) conference games decided by one possession.
- In 2015, the league had 23 of 90 (26 percent) conference games decided by one possession.
- In 2014, the league had 17 of 88 (19 percent) conference games decided by one possession.

Sharpshooting Bulldogs

The Citadel finished second in Division I with 397 made 3-pointers last season, a SoCon record. The Bulldogs are on pace for approximately 365 3-pointers this season, which would be second in SoCon history. If it reaches that mark, The Citadel will have accomplished the top three 3-point totals in league history in the last three seasons, as it previously set the SoCon record with 363 in 2015-16.

Ten wins before the New Year

For the second consecutive year, three SoCon teams had 10 wins at the turn of the calendar. This season, ETSU, Furman and UNCG were each 10-4 after games of Dec. 31. In 2016-17, it was ETSU, Samford and Chattanooga each with at least 10 wins before the New Year. Prior to last year, the league hadn't had three teams reach double digits in wins prior to January in at least 20 seasons, according to available research.

The SoCon vs. the ACC

Wofford's 79-75 win over No. 5 North Carolina on Dec. 20 gave the SoCon three wins over Atlantic Coast Conference schools in a season for the first time since 2001-02. Also this year, Wofford has beaten Georgia Tech (63-60 on Dec. 6) and UNCG has beaten NC State (81-76 on Dec. 16). The only leagues to own more wins over the ACC this season are Power 5 conferences the Big 12, Big Ten and SEC, each with six.

Close encounters

Southern Conference teams are 9-6 this season in nonconference games that have been decided by one possession or have gone into overtime. League teams have gone 42-44 in those games since the start of the 2013-14 season.

Southern Conference Championship presented by General Shale

The 2018 Southern Conference Men's Basketball Championship presented by General Shale will take place March 2-5 at the U.S. Cellular Center in Asheville, North Carolina.

SoCon COACHING RECORDS

Coach, school	Career (yrs.)	School (yrs.)	SoCon (yrs.)
Duggar Baucom, The Citadel	182-216 (13)	31-57 (3)	18-47 (4)
Steve Forbes, ETSU	72-24 (3)	Same	40-8 (3)
Bob Richey, Furman	16-10 (1)	Same	7-5 (1)
Bob Hoffman, Mercer	501-298 (24)	190-143 (10)	33-32 (4)
Wes Miller, UNCG	103-108 (7)	Same	62-52 (7)
Scott Padgett, Samford	55-72 (4)	Same	22-45 (4)
Lamont Paris, Chattanooga	8-17 (1)	Same	2-10 (1)
Dan Earl, VMI	22-60 (3)	Same	9-38 (3)
Larry Hunter, Western Carolina	700-447 (38)	191-223 (13)	110-115 (13)
Mike Young, Wofford	266-234 (16)	Same	153-121 (16)

SoCon RECORD BOOK

Coaching victories at SoCon school

1.	447	Bob McKillop, DAV	1992-2014
2.	266	Mike Young, WOF	2002-present
3.	243	Mack McCarthy, UTC	1985-97
	243	Burton Shipley, MD	1923-47
5.	230	Bill Reinhart, GW	1935-42; 49-66
6.	226	Eddie Cameron, Duke	1928-42
	226	Bobby Cremins, APP, CofC	1975-81; 2006-12
8.	223	Lyles Alley, FUR	1945-49; 50-66
9.	213	Les Robinson, CIT, ETSU	1974-90
10.	205	Murray Greason, WF	1935-53
11.	194	Norman Shepard, UNC, DAV	1923-24; 37-49
12.	191	Larry Hunter, WCU	2005-present
13.	187	Everett Case, NCSU	1946-53
14.	176	Lefty Driesell, DAV	1960-69

Coaching wins per season (min. two seasons)

	Avg. Wins	Yrs.		
1.	26.7	187	7	Everett Case, NCSU 1946-53
2.	26.0	52	2	Ben Carnevale, UNC 1944-46
3.	24.3	146	6	Fred Schaus, WVU 1954-60
4.	24.0	72	3	Steve Forbes, ETSU 2015-pr.
5.	23.8	95	4	John Kresse, CofC 1998-02
6.	22.5	135	6	Murray Arnold, UTC 1979-85

Career 3-point field goals made

1.	414	Stephen Curry, DAV	2006-09
2.	396	Andrew Goudelock, CofC	2007-11
3.	358	Donald Sims, APP	2007-11
4.	312	Karl Cochran, WOF	2011-15
5.	311	Fletcher Magee, WOF	2015-pr.
6.	299	Ian Chadwick, WOF	1997-01
7.	295	Zach Urbanus, CIT	2007-11
8.	278	Jake Robinson, WCU	2006-10
9.	273	Eric Webb, FUR	2004-07
10.	272	Francis Alonso, UNCG	2015-pr.

Career 3-point percentage (min. 120 made)

	Pct.	3FG-3FGA	
1.	49.3	223-452	Keith Jennings, ETSU 1989-91
2.	45.2	126-279	Alan Puckett, CIT 1999-02
3.	45.1	146-324	Shawn Reid, FUR 1984-88
4.	44.6	311-697	Fletcher Magee, WOF 2015-pr.
5.	44.7	159-356	Brandon Born, UTC 1991-95
6.	44.5	154-346	Derek Rucker, DAV 1985-88
7.	44.0	131-298	David Donerlson, WCU 1989-90
8.	43.5	148-340	D. Denzel-Dyson, SAM 2016-pr.
9.	43.4	190-438	Peter Anderer, DAV 2000-03
10.	43.2	189-437	Kemp Phillips, APP 1987-90
11.	43.1	272-631	Francis Alonso, UNCG 2015-pr.

Career free-throw percentage (min. 200 made)

	Pct.	FT-FTA	
1.	91.2	269-295	Fletcher Magee, WOF 2015-pr.
2.	89.3	358-401	Nik Cochran, DAV 2009-13
3.	89.2	545-611	Donald Sims, APP 2007-11
4.	88.9	281-316	Chad Copeland, UTC 1993-94
5.	87.6	479-557	Stephen Curry, DAV 2007-09
6.	86.9	258-297	Francis Alonso, UNCG 2015-pr.
7.	86.6	214-247	Johnny Mitchell, VMI 1967-69
8.	86.4	260-301	Greg White, MAR 1978-81
9.	86.1	490-569	Keith Jennings, ETSU 1988-91
10.	85.6	554-647	Greg Dennis, WCU 1979-82

Career assists

1.	983	Keith Jennings, ETSU	1988-91
...			
8.	584	Courtney Eldridge, UNCG	1999-02
9.	542	Chris Alpert, DAV	1992-96
10.	538	Keegan Bell, UTC	2009-12

514 Christen Cunningham, SAM 2014-pr.

ACTIVE SoCon CAREER LEADERS - (NUMBER IN PARENTHESES INDICATES SoCon CAREER RANK)

Points scored

1,731	Devin Sibley, Furman, Sr.
1,620	Fletcher Magee, Wofford, Jr.
1,368	Francis Alonso, UNCG, Jr.
1,283	Christen Cunningham, Samford, Sr.
1,136	Desonta Bradford, ETSU, Sr.

Points scored per game

18.00	Fletcher Magee, Wofford, Jr.
17.81	Ria'n Holland, Mercer, Sr.
15.61	Demetrius Denzel-Dyson, Samford, Sr.
14.71	Francis Alonso, UNCG, Jr.
13.74	Devin Sibley, Furman, Sr.

Field-goal percentage (min. 240 made)

.585	Cameron Jackson, Wofford, Sr.
.585	Desmond Ringer, Mercer, R-Sr.
.580	Wyatt Walker, Samford, Jr.
.552	Matt Rafferty, Furman, Jr.
.483	Zane Najdawi, The Citadel, Jr.

3-point field goals made

311	Fletcher Magee, Wofford, Jr.	(5)
272	Francis Alonso, UNCG, Jr.	(10)
205	Devin Sibley, Furman, Sr.	
188	Matt Frierson, The Citadel, Jr.	
176	Marvin Smith, UNCG, Sr.	

3-point field-goal percentage (min. 120 made)

.446	Fletcher Magee, Wofford, Jr.	(4)
.435	Demetrius Denzel-Dyson, Samford, Sr.	(8)
.431	Francis Alonso, UNCG, Jr.	(11)
.423	Triston Chambers, Samford, So.	
.410	Ria'n Holland, Mercer, Sr.	

Free-throw percentage (min. 110 made)

.912	Fletcher Magee, Wofford, Jr.	(1)
.869	Francis Alonso, UNCG, Jr.	(6)
.853	Demetre Rivers, Mercer, Sr.	
.848	Jordan Strawberry, Mercer, Sr.	
.840	Ria'n Holland, Mercer, Sr.	

Rebounds

781	Stephon Jelks, Mercer, Sr.
531	Wyatt Walker, Samford, Jr.
516	Marvin Smith, UNCG, Sr.
509	Daniel Fowler, Furman, Sr.
501	Matt Rafferty, Furman, Jr.

Rebounds per game (min. 280 rebounds)

7.81	Wyatt Walker, Samford, Jr.
7.66	James Dickey, UNCG, So.
6.68	Matt Rafferty, Furman, Jr.
6.45	Stephon Jelks, Mercer, Sr.
5.51	Marc Gosselin, Western Carolina, Jr.

Blocked shots

126	Zane Najdawi, The Citadel, Jr.
102	Fred Iruafemi, VMI, Sr.
89	James Dickey, UNCG, So.
74	Cameron Jackson, Wofford, Sr.
71	Eric Adams, Samford, R-Sr.

Steals

145	Daniel Fowler, Furman, Sr.
126	Desonta Bradford, ETSU, Sr.
118	John Davis III, Furman, Sr.
109	Josh Sharkey, Samford, So.
108	Christen Cunningham, Samford, Sr.

Assists

514	Christen Cunningham, Samford, Sr.
428	Jordan Strawberry, Mercer, Sr.
343	Daniel Fowler, Furman, Sr.
321	Desonta Bradford, ETSU, Sr.
275	Demetrius Troy, UNCG, Jr.

Assists per game (min. 150 assists)

5.85	Justin Coleman, Samford, R-Jr.
4.67	Christen Cunningham, Samford, Sr.
4.55	Josh Sharkey, Samford, So.
3.70	Frankie Johnson, The Citadel, So.
3.48	Jordan Strawberry, Mercer, Sr.

SoCon SPECIALTY STATS SEASON LEADERS

30-point games

	Ovr.	SoCon
Fletcher Magee, WOF	4	1
Francis Alonso, UNCG	3	0
Ria'n Holland, MER	2	0
Matt Frierson, CIT	1	1
Zane Najdawi, CIT	1	1
Desonta Bradford, ETSU	1	1
Triston Chambers, SAM	1	1
Nat Dixon, UTC	1	1
Makale Foreman, UTC	1	1

20-point games

	Ovr.	SoCon
Fletcher Magee, WOF	17	8
Devin Sibley, FUR	10	3
Francis Alonso, UNCG	8	4
Ria'n Holland, MER	7	1
Demetrius Denzel-Dyson, SAM	7	4
Makinde London, UTC	7	3
Zane Najdawi, CIT	6	5
Desonta Bradford, ETSU	6	3
Nat Dixon, UTC	6	6
Bubba Parham, VMI	6	4
Justin Coleman, SAM	4	3
Rodney Chatman, UTC	4	2
Mike Amius, WCU	4	3
Matt Frierson, CIT	3	2
Jalan McCloud, ETSU	3	2
Alex Thompson, SAM	3	1
John Davis III, FUR	2	0
Desmond Ringer, MER	2	2
Jordan Strawberry, MER	2	1
Eric Adams, SAM	2	2
Triston Chambers, SAM	2	2
Austin Vereen, VMI	2	0
Devin Peterson, WCU	2	1
Nathan Hoover, WOF	2	2
Cameron Jackson, WOF	2	1
Hayden Brown, CIT	1	0
Preston Parks, CIT	1	0
Tariq Simmons, CIT	1	0
Quayson Williams, CIT	1	0
Bo Hodges, ETSU	1	0
Devontavius Payne, ETSU	1	0
Daniel Fowler, FUR	1	1
Jordan Lyons, FUR	1	1
Matt Rafferty, FUR	1	0
Ross Cummings, MER	1	1
Stephon Jelks, MER	1	0
Demetre Rivers, MER	1	0
Marvin Smith, UNCG	1	1
Josh Sharkey, SAM	1	1

20-point games (cont.)

	Ovr.	SoCon
Makale Foreman, UTC	1	1
Matt Halvorsen, WCU	1	1
Deriece Parks, WCU	1	0
Marcus Thomas, WCU	1	0
Trevor Stumpe, WOF	1	1

15-rebound games

	Ovr.	SoCon
Makinde London, UTC	2	1
Matt Rafferty, FUR	1	0

10-rebound games

	Ovr.	SoCon
Stephon Jelks, MER	7	4
James Dickey, UNCG	6	2
Matt Rafferty, FUR	5	1
Desmond Ringer, MER	5	5
Marc Gosselin, WCU	5	3
Desonta Bradford, ETSU	3	1
David Burrell, ETSU	3	0
Peter Jurkin, ETSU	3	2
Devin Sibley, FUR	3	2
Makinde London, UTC	3	1
Cameron Jackson, WOF	3	1
Zane Najdawi, CIT	2	2
Mladen Armus, ETSU	2	1
Marvin Smith, UNCG	2	1
Eric Adams, SAM	2	1
Demetrius Denzel-Dyson, SAM	2	1
Joshua Phillips, UTC	2	2
Tyler Creammer, VMI	2	1
Mike Amius, WCU	2	2
Kaelon Harris, CIT	1	1
Derek Webster Jr., CIT	1	0
Jalen Williams, FUR	1	0
Jordan Strawberry, MER	1	0
Kyrin Galloway, UNCG	1	0
Jordy Kuiper, UNCG	1	0
Alex Thompson, SAM	1	1
James Lewis Jr., UTC	1	0
Garrett Gilkeson, VMI	1	1
Keve Aluma, WOF	1	0
Derrick Brooks, WOF	1	1
Trevor Stumpe, WOF	1	1

10-assist games

	Ovr.	SoCon
Justin Coleman, SAM	3	2
Demetrius Troy, UNCG	1	1
Josh Sharkey, SAM	1	1
Rodney Chatman, UTC	1	0

Double-doubles

	Ovr.	SoCon
Stephon Jelks, MER	6	4
Matt Rafferty, FUR	4	1
Marc Gosselin, WCU	4	2
Desonta Bradford, ETSU	3	1
James Dickey, UNCG	3	2
Justin Coleman, SAM	3*	2*
Zane Najdawi, CIT	2	2
Peter Jurkin, ETSU	2	2
Devin Sibley, FUR	2	1
Desmond Ringer, MER	2	2
Marvin Smith, UNCG	2	1
Eric Adams, SAM	2	1
Demetrius Denzel-Dyson, SAM	2	1
Makinde London, UTC	2	1
Tyler Creammer, VMI	2	1
Mike Amius, WCU	2	2
Cameron Jackson, WOF	2	1
Kaelon Harris, CIT	1	1
Derek Webster Jr., CIT	1	0
David Burrell, ETSU	1	0
Alex Thompson, SAM	1	1
Rodney Chatman, UTC	1*	0
James Lewis Jr., UTC	1	0
Joshua Phillips, UTC	1	1
Garrett Gilkeson, VMI	1	1
Derrick Brooks, WOF	1	1
Trevor Stumpe, WOF	1	1

20/15 games

	Ovr.	SoCon
Makinde London, UTC	2	1

20/10 games

	Ovr.	SoCon
Zane Najdawi, CIT	2	2
Desonta Bradford, ETSU	2	1
Devin Sibley, FUR	2	1
Justin Coleman, SAM	2*	1*
Makinde London, UTC	2	1
Eric Adams, SAM	1	1
Alex Thompson, SAM	1	1
Mike Amius, WCU	1	1
Cameron Jackson, WOF	1	0

*points/assists

TRIPLE THREATS – SoCon 3-POINT PROWESS

• The Citadel is second in NCAA Division I in made 3-pointers per game at 11.8, while Wofford is fifth in 3-point percentage at 42.1.

• Wofford junior guard Fletcher Magee is currently first in DI with 18 made 3-pointers and second with 4.32 per game. UNCG junior guard Francis Alonso's 85 3-pointers are good for seventh and his 3.54 per game are good for eighth. Citadel junior Matt Frierson is ninth with 82 made 3s and sixth with 3.57 per game.

• Magee is fourth in SoCon annals with a career 3-point percentage of 44.6, while Samford senior guard Demetrius Denzel-Dyson is eighth all-time at 43.5 percent (see chart on page 2). UNCG's Alonso is 11th in league lore at 43.1 percent.

• Magee has 311 career 3s, good for fifth in SoCon history (see chart on page 2), and Alonso (272) is 10th.

• If Magee were to continue his current pace of 4.32 made 3s per game this season, he would finish the year with at least 341 for his career, putting him fourth in league annals behind Davidson's Stephen Curry (414), College of Charleston's Andrew Goudelock (396) and Appalachian State's Donald Sims (358). At 3.54 per game, Alonso is on pace to finish the season with approximately 300, which would put him behind Wofford's Karl Cochran, who is currently fifth at 312.

• Magee is on pace to finish with at least 138 3-pointers this season, a total that would trail only Curry's NCAA-record 162 in 2007-08 in SoCon history. Alonso and Frierson could also potentially land spots in the top

10, as they are on pace for 113 and 110, respectively.

Single-season 3-pointers, SoCon history

162	Stephen Curry, Davidson	2007-08
135	Stephen McDowell, Chattanooga	2008-09
131	Andrew Goudelock, Col. of Charleston	2010-11
130	Keith Veney, Marshall	1996-97
130	Stephen Curry, Davidson	2008-09
123	Donald Sims, Appalachian State	2009-10
122	Stephen Curry, Davidson	2006-07
118	Keddrick Mays, Chattanooga	2006-07
112	Fletcher Magee, Wofford	2016-17
111	Keith Veney, Marshall	1995-96

108	Fletcher Magee, Wofford	2017-18
85	Francis Alonso, UNCG	2017-18
82	Matt Frierson, The Citadel	2017-18

• Nine SoCon student-athletes have streaks of at least 10 games with a made 3-pointer. Magee leads the way with at least one made 3 in 43 consecutive games and has made at least one in 86 of his 90 career games.

Consecutive games with a 3-pointer

Player, school	'17-18	'16-17	Total
Fletcher Magee, Wofford	25	18	43
Matt Frierson, The Citadel	23	6	29
Nat Dixon, Chattanooga	25	x	25
Francis Alonso, UNCG	22	x	22
Makinde London, Chattanooga	21	1	22
Bubba Parham, VMI	17	x	17
Andrew Brown, Furman	15	x	15
Marvin Smith, UNCG	10	x	10
Justin Coleman, Samford	10	x	10

NATIONAL RECOGNITION

Jerry West Shooting Guard of the Year Award Finalist

Fletcher Magee, Wofford, Jr., G

Lou Henson Award (top DI mid-major player) Preseason watch list

Devin Sibley, Furman, Sr., G
Ria'n Holland, Mercer, Sr., G
Wyatt Walker, Samford, Jr., C
Fletcher Magee, Wofford, Jr., G

Midseason watch list

Devin Sibley, Furman, Sr., G
Fletcher Magee, Wofford, Jr., G

Lute Olson Award (top DI player who has played at least two seasons)

Midseason watch list
Fletcher Magee, Wofford, Jr., G

Lute Olson Award National Player of the Week

Cameron Jackson, Wofford, Jr., F Dec. 25

THE SoCon vs. RANKED TEAMS

Wofford's 79-75 win over No. 5 North Carolina on Dec. 20 was its first ever over a ranked opponent and the SoCon's first over a top-25 team since College of Charleston beat No. 21 Baylor on Nov. 24, 2012, by a score of 63-59. It was the league's first win over a top-five opponent since CofC beat No. 3 North Carolina on Dec. 5, 1998.

Southern Conference ranked wins since 1997-98

SoCon	Opp.	Score	Date
Wofford	#5 North Carolina	79-75	12/20/17
Col. of Charleston	#21 Baylor	63-59	11/24/12
Davidson	#12 Kansas	80-74	12/19/11
Col. of Charleston	#9 North Carolina	82-79 (OT)	1/4/10
#23 Davidson	#24 Gonzaga	82-76	3/21/08
#23 Davidson	#8 Georgetown	74-70	3/23/08
#23 Davidson	#6 Wisconsin	73-56	3/28/08
Col. of Charleston	#3 North Carolina	66-64	12/5/98

SoCon PLAYERS OF THE WEEK

Nov. 14.....	Ria'n Holland, Sr., G, Mercer
Nov. 21.....	Fletcher Magee, Jr., G, Wofford
Nov. 28.....	Devin Sibley, Sr., G, Furman
Dec. 5.....	Francis Alonso, Jr., G, UNCG
Dec. 12.....	Fletcher Magee, Jr., G, Wofford
Dec. 19.....	Marvin Smith, Sr., F, UNCG
Jan. 2.....	Cameron Jackson, Jr., F, Wofford
Jan. 9.....	Peter Jurkin, Sr., C, ETSU
Jan. 16.....	Zane Najdawi, Jr., F, The Citadel
Jan. 23.....	Justin Coleman, Jr., G, Samford
Jan. 30.....	Desonta Bradford, Sr., G, ETSU
Feb. 6.....	Zane Najdawi, Jr., F, The Citadel
Feb. 13.....	
Feb. 20.....	
Feb. 27.....	

SoCon PLAYERS OF THE MONTH

November.....	Fletcher Magee, Jr., G, Wofford
December.....	Fletcher Magee, Jr., G, Wofford
January.....	Desonta Bradford, Sr., G, ETSU
February.....	

WINNING STREAKS

ETSU's current 15-game winning streak (overall games) is the second-longest in the SoCon in the last 10 seasons, trailing only Davidson's 17-game streak in 2012-13.

Longest win streaks in the SoCon (last 10 seasons)

School	Games	Season
Davidson	17	2012-13
ETSU	15	2017-18
Davidson	13	2013-14
Wofford	13	2009-10
The Citadel	11	2008-09
Davidson	10	2008-09
Furman	10	2016-17
Chattanooga	10	2013-14

MID-MAJOR TOP 25 (FEB. 5)

The Southern Conference has three teams ranked in the CollegeInsider.com Mid-Major Top 25 this week, which is tied for the most of any conference in the poll.

CollegeInsider.com Mid-Major Top 25

Rank	School (1st-place)	Record	Points	LW	Conf.
1.	Saint Mary's (27)	23-2	771	1	West Coast
2.	Gonzaga (3)	21-4	746	2	West Coast
3.	New Mexico State	20-3	707	3	WAC
4.	Louisiana (1)	20-3	675	4	Sun Belt
5.	ETSU	21-4	626	5	Southern
6.	South Dakota	20-6	545	9	Summit
7.	South Dakota State	20-6	540	10	Summit
8.	Loyola Chicago	19-5	531	6	Missouri Valley
9.	Buffalo	17-6	529	7	Mid-American
10.	Vermont	19-5	470	12	America East
11.	Charleston	18-6	423	11	Colonial
12.	UC Santa Barbara	18-5	417	15	Big West
13.	Belmont	19-6	393	18	Ohio Valley
14.	Montana	18-5	372	16	Big Sky
15.	BYU	18-7	369	8	West Coast
16.	Georgia State	18-6	283	22	Sun Belt
17.	Murray State	18-5	240	21	Ohio Valley
18.	UNCG	17-6	228	14	Southern
19.	Bucknell	17-8	207	24	Patriot
20.	Stephen F. Austin	18-5	155	13	Southland
21.	Northern Kentucky	17-7	125	25	Horizon
22.	Wright State	18-7	112	20	Horizon
23.	Penn	15-6	89	NR	Ivy League
24.	Furman	16-8	81	19	Southern
25.	FGCU	18-8	72	NR	Atlantic Sun

Others receiving votes: Toledo 68, Grand Canyon 50, Utah Valley 43, Wagner 31, Albany 27, **Wofford 22**, Georgia Southern 18, Jacksonville State 16, Northeastern 15, Bradley 14, Seattle 14, Idaho 9, UNC Asheville 7, Rider 6, Lamar 5, Missouri State 4, North Carolina A&T 4, UC Davis 4, William & Mary 4, Nichols State 3, Southern Illinois 3, Iona 1, Weber State 1.

Preseason predictions

The Mercer Bears were the preseason favorites to win the league in balloting of the SoCon's 10 head coaches, while Furman was the media's pick to win the conference in 2017-18. The Paladins' Devin Sibley, the defending SoCon Player of the Year, was the preseason selection to win that award again in 2017-18.

Preseason Player of the Year

Devin Sibley, Sr., G, Furman

Preseason All-Southern Conference Team

Preston Parks, So., G, The Citadel
Desonta Bradford, Sr., G, ETSU
Daniel Fowler, Sr., G, Furman
Devin Sibley, Sr., G, Furman
Ria'n Holland, Sr., G, Mercer
Francis Alonso, Jr., G, UNCG
Demetrius Denzel-Dyson, Sr., F, Samford
Wyatt Walker, Jr., C, Samford
Cameron Jackson, Jr., F, Wofford
Fletcher Magee, Jr., G, Wofford

Coaches poll

Team (1st)	Total	Media poll Team (1st)	Total
1. Mercer (4)	71	1. Furman (8)	197
2. Samford (3)	70	2. Samford (4)	184
3. Furman (1)	65	3. UNCG (4)	183
4. ETSU (2)	64	4. ETSU (4)	178
5. UNCG	52	5. Wofford (2)	165
6. Wofford	43	6. Mercer (2)	154
7. The Citadel	27	7. Chattanooga	97
Chattanooga	27	8. The Citadel	70
9. Western Carolina	22	9. Western Carolina	66
10. VMI	9	10. VMI	26

SoCON vs. OTHER CONFERENCES

America East (1-1)

11/24 Furman 78, New Hampshire 64
(Nashville, Tenn.)
12/2 UMBC 98, The Citadel 72

American Athletic (0-4)

11/10 UCF 88, Mercer 79
11/13 #12 Cincinnati 102, Western Carolina 51
12/2 Memphis 83, Mercer 81 (2OT)
12/5 Memphis 65, Samford 64

Atlantic 10 (1-5)

11/14 Duquesne 77, VMI 61
11/21 Massachusetts 85, Western Carolina 76
11/29 ETSU 82, Fordham 77
12/5 Davidson 74, VMI 51
12/17 La Salle 95, Mercer 85
12/22 VCU 75, VMI 65

Atlantic Coast (3-9)

11/10 Virginia 60, UNCG 48
11/10 NC State 102, VMI 67
11/10 Clemson 85, Western Carolina 57
11/12 Virginia Tech 132, The Citadel 93
11/20 #1 Duke 92, Furman 63
11/24 Wake Forest 81, UNCG 75
11/24 Florida State 113, The Citadel 78
12/6 #11 North Carolina 104, Western Carolina 61
12/6 Wofford 63, Georgia Tech 60
12/9 Clemson 81, Samford 59
12/16 UNCG 81, NC State 76
12/20 Wofford 79, #5 North Carolina 75

Atlantic Sun (2-1)

11/19 Wofford 86, North Florida 83
12/21 Kennesaw State 71, Samford 66
12/28 Mercer 89, Kennesaw State 56

Big 12 (0-1)

11/22 Texas Tech 79, Wofford 56

Big East (0-2)

11/18 Butler 82, Furman 65
12/16 #10 Xavier 68, ETSU 66

Big South (10-7)

11/17 Mercer 63, Liberty 48
11/18 VMI 78, Presbyterian 58
11/18 The Citadel 79, High Point 77
11/21 UNCG 71, Longwood 40
11/26 UNC Asheville 85, Wofford 65
11/28 Presbyterian 74, UNCG 72
11/28 VMI 76, Charleston Southern 68
11/29 Winthrop 93, Furman 74
12/2 UNCG 75, Liberty 73 (3OT)
12/2 Radford 63, VMI 50
12/5 Furman 83, UNC Asheville 72
12/9 VMI 81, Longwood 70
12/14 Campbell 87, The Citadel 77
12/17 Wofford 70, High Point 57
(Asheville, N.C.)
12/17 Western Carolina 76, UNC Asheville 72
(Asheville, N.C.)
12/19 UNC Asheville 67, UNCG 60
12/19 High Point 72, Western Carolina 61

Big Ten (0-2)

11/19 #14 Minnesota 92, Western Carolina 64
12/19 Ohio State 94, The Citadel 65

Colonial (8-1)

11/14 Furman 76, Elon 67
11/18 Mercer 78, Drexel 59
(Lynchburg, Va.)
11/20 UNCG 79, Delaware 66
11/25 Furman 78, Northeastern 67
(Nashville, Tenn.)
11/30 College of Charleston 69, Western Carolina 60
12/5 The Citadel 84, James Madison 82
12/7 UNCG 75, Elon 44
12/13 UNCG 71, UNCW 58
12/17 Furman 90, UNCW 84

Conference USA (1-2)

11/13 UAB 89, Chattanooga 47
12/5 Marshall 70, Chattanooga 66
12/10 Chattanooga 64, Charlotte 50

Horizon (2-1)

11/10 Northern Kentucky 81, ETSU 63
12/6 ETSU 84, Northern Kentucky 71
12/19 ETSU 81, Detroit Mercy 73

Ivy (1-0)

1/10 Wofford 63, Harvard 62

Metro Atlantic (0-1)

12/1 Marist 100, The Citadel 91

Mid-American (0-1)

11/28 Akron 75, Chattanooga 70

Mid-Eastern Athletic (4-1)

11/13 ETSU 76, Savannah State 61
11/15 North Carolina A&T 92, The Citadel 73
11/20 ETSU 81, Delaware State 57
12/9 Furman 101, South Carolina State 72
12/9 Mercer 82, Florida A&M 64

Missouri Valley (0-2)

11/19 Loyola Chicago 88, Samford 67
11/21 Valparaiso 88, Samford 67

Mountain West (0-1)

11/10 Wyoming 84, Chattanooga 65

Non-Division I (23-0)

11/10 The Citadel 109, Oglethorpe 73
11/10 Furman 101, Bob Jones 48
11/12 Mercer 110, Toccoa Falls 43
11/12 Wofford 103, Washington & Lee 66
11/15 UNCG 82, North Carolina Wesleyan 48
(Fleming Gymnasium)
11/15 Western Carolina 76, Hiwassee 57
11/16 Chattanooga 94, Hiwassee 46
11/17 UNCG 95, Ferrum 43
(at Fleming Gymnasium)
11/18 Wofford 96, Bob Jones 65
11/21 The Citadel 116, Trinity Baptist 66
11/21 VMI 81, Ohio Valley 66
11/25 Chattanooga 95, Tennessee Wesleyan 60
11/26 Mercer 90, Hiwassee 53
12/9 Wofford 104, Johnson & Wales 45
12/10 ETSU 94, Hiwassee 48
12/14 Furman 103, Montreat 47
12/14 VMI 90, Southern Wesleyan 52
12/15 Samford 98, Thomas University 51
12/16 The Citadel 110, Point 66
12/18 Samford 99, Asbury 70
12/21 UNCG 85, Southeastern 67
12/28 ETSU 84, Tusculum 65
1/25 Western Carolina 108, Southern Wesleyan 48

Ohio Valley (3-3)

11/21 Jacksonville State 77, Chattanooga 75 (OT)
12/2 Furman 64, Tennessee Tech 50
12/2 Chattanooga 66, UT Martin 63
12/3 Jacksonville State 89, Samford 58
12/17 Tennessee Tech 82, Chattanooga 76
12/21 Chattanooga 70, Jacksonville State 67

Pac-12 (0-2)

11/16 California 79, Wofford 65
11/19 Colorado 79, Mercer 70
(Lynchburg, Va.)

Patriot (0-1)

11/25 American 69, VMI 64

America East.....	1-1
American Athletic.....	0-4
Atlantic 10.....	1-5
Atlantic Coast.....	3-9
Atlantic Sun.....	2-1
Big 12.....	0-1
Big East.....	0-2
Big South.....	10-7
Big Ten.....	0-2
Colonial.....	8-1
Conference USA.....	1-2
Horizon.....	2-1
Ivy.....	1-0
Metro Atlantic.....	0-1
Mid-American.....	0-1
Mid-Eastern Athletic.....	4-1
Missouri Valley.....	0-2
Mountain West.....	0-1
Non-Division I.....	23-0
Ohio Valley.....	3-3
Pac-12.....	0-2
Patriot.....	0-1
Southeastern.....	0-7
Southland.....	0-1
Southwestern Athletic.....	5-0
Summit.....	1-0
Sun Belt.....	3-3

Total.....	68-59
Home.....	50-11
Away.....	12-45
Neutral.....	6-3
vs. Top 25.....	1-6

Southeastern (0-7)

11/10 South Carolina 73, Wofford 52
11/10 Arkansas 95, Samford 56
11/16 LSU 105, Samford 86
11/17 #7 Kentucky 78, ETSU 61
11/29 Tennessee 84, Mercer 60
12/19 Alabama 80, Mercer 79
(Huntsville, Ala.)
12/20 #21 Tennessee 66, Furman 61

Southland (0-1)

11/24 Southeastern Louisiana 77, Samford 71

Southwestern Athletic (5-0)

11/13 Samford 87, Alabama A&M 68
11/14 Mercer 86, Jackson State 58
11/20 Chattanooga 67, Alabama State 50
11/25 Western Carolina 82, Alabama A&M 72
(Niagara University, N.Y.)
11/26 Samford 83, Mississippi Valley State 70

Summit (1-0)

11/25 ETSU 83, Fort Wayne 73


Sun Belt (3-3)

11/22 Troy 73, ETSU 65
11/24 UT Arlington 89, Western Carolina 65
(Niagara University, N.Y.)
11/29 Wofford 87, Coastal Carolina 81
12/4 Western Carolina 72, Appalachian State 71
12/22 ETSU 79, Georgia Southern 59
12/23 Georgia State 71, Chattanooga 48

Home teams underlined

All times Eastern


2017-18 SoCon BASKETBALL SCHEDULES



The Citadel (9-14, 4-7 SoCon)

N10	OGLETHORPE# (SDN)	W, 109-73
N12	at Virginia Tech (ACC Network Extra)	L, 93-132
N15	at North Carolina A&T (Lock TV)	W, 73-92
N18	at High Point (Big South Network)	W, 79-77
N21	TRINITY BAPTIST# (SDN)	W, 116-66
N24	at Florida State# (ACC Network Extra)	L, 78-113
D1	MARIST% (ESPN3)	L, 91-100
D2	UMBC% (ESPN3)	L, 72-98
D5	JAMES MADISON (ESPN3)	W, 84-82
D14	at Campbell (Big South Network)	L, 77-87
D16	POINT (SDN)	W, 110-66
D19	at Ohio State (Big Ten Network)	L, 65-94
D30	*WESTERN CAROLINA (ESPN3)	L, 79-81
J4	*at Furman (ESPN3)	L, 67-107
J6	*at Wofford (ESPN3)	L, 92-109
J11	*SAMFORD (ESPN3)	L, 91-107
J13	*CHATTANOOGA (ESPN3)	W, 110-101 (OT)
J18	*at UNCG (ESPN3)	L, 58-72
J20	*at VMI (Stadium)	L, 81-88
J27	*at Mercer (ESPN3)	W, 76-74
J29	*ETSU (ESPN3)	L, 71-73
F1	*WOFFORD (ESPN3)	W, 80-78
F3	*FURMAN (ESPN3)	W, 100-92 (OT)
F8	*at Chattanooga (ESPN3)	7 p.m.
F10	*at Samford (ESPN3)	8 p.m.
F15	*UNCG (ESPN3)	6 p.m.
F17	*VMI (ESPN3)	1 p.m.
F20	*at ETSU (ESPN3)	7 p.m.
F23	*MERCER (ESPN3)	6 p.m.
F25	*at Western Carolina (ESPN3)	2 p.m.
M2-5	at SoCon Championship (Asheville, N.C.)	


* - Southern Conference game
- Jamaica Classic (campus sites)
% - The Bulldog Bash (Charleston, S.C.)



ETSU (21-4, 12-0 SoCon)

N10	at Northern Kentucky (ESPN3)	L, 63-81
N13	at Savannah State	W, 76-61
N17	at No. 7 Kentucky# (SEC Network)	L, 61-78
N20	DELAWARE STATE# (ESPN3)	W, 81-57
N22	TROY# (ESPN3)	L, 65-73
N25	FORT WAYNE# (ESPN3)	W, 83-73
N29	at Fordham (A-10 Network)	W, 82-77
D6	NORTHERN KENTUCKY (ESPN3)	W, 84-71
D10	HIWASSEE (ESPN3)	W, 94-48
D16	at No. 10 Xavier (Fox Regional)	L, 66-68
D19	at Detroit Mercy (ESPN3)	W, 81-73
D22	GEORGIA SOUTHERN (ESPN3)	W, 79-59
D28	TUSCULUM (ESPN3)	W, 84-65
D31	*at Mercer (ESPN3)	W, 74-55
J4	*at Samford (ESPN3)	W, 90-72
J6	*at Chattanooga (ESPN3)	W, 85-66
J11	*UNCG (ESPN3)	W, 68-58
J13	*VMI (ESPN3)	W, 89-48
J18	*at Furman (ESPN3)	W, 62-61
J20	*WESTERN CAROLINA (ESPN3)	W, 66-50
J24	*MERCER (ESPN3)	W, 84-75
J27	*at Wofford (ESPN3)	W, 75-62
J29	*at The Citadel (ESPN3)	W, 73-71
F1	*SAMFORD (ESPN3)	W, 96-76
F3	*CHATTANOOGA (ESPN3)	W, 81-61
F10	*at VMI (ESPN3)	1 p.m.
F12	*at UNCG (ESPN3)	7 p.m.
F17	*at Western Carolina (ESPN3)	2 p.m.
F20	*THE CITADEL (ESPN3)	7 p.m.
F23	*WOFFORD (ESPN3)	7 p.m.
F25	*FURMAN (ESPN3)	2 p.m.
M2-5	at SoCon Championship (Asheville, N.C.)	

* - Southern Conference game
- Adolph Rupp Classic (campus sites)



Furman (16-9, 7-5 SoCon)

N10	BOB JONES (SDN)	W, 101-48
N14	ELON (ESPN3)	W, 76-67
N18	at Butler# (Fox Sports 2)	L, 65-82
N20	at No. 1 Duke# (ACC Network Extra)	L, 63-92
N24	vs. New Hampshire^	W, 78-64
N25	vs. Northeastern^	W, 78-67
N29	WINTHROP (ESPN3)	L, 74-93
D2	TENNESSEE TECH (ESPN3)	W, 64-50
D5	UNC ASHEVILLE (ESPN3)	W, 83-72
D9	SOUTH CAROLINA STATE (ESPN3)	W, 101-72
D14	MONTREAT (ESPN3)	W, 103-47
D17	at UNCW (CAA.TV)	W, 90-84
D20	at No. 21 Tennessee (SEC Network)	L, 61-66
D30	*at VMI (ESPN3)	W, 87-57
J4	*THE CITADEL (ESPN3)	W, 107-67
J6	*MERCER (ESPN3)	W, 74-71
J10	*at Chattanooga (ESPN3)	W, 73-55
J13	*at Wofford (ESPN3)	L, 70-79
J18	*ETSU (ESPN3)	L, 61-62
J20	*SAMFORD (ESPN3)	W, 78-67
J24	*at UNCG (ESPN3)	L, 61-71
J27	*WESTERN CAROLINA (ESPN3)	W, 100-66
F1	*at Mercer (ESPN3)	W, 85-73
F3	*at The Citadel (ESPN3)	L, 92-100 (OT)
F7	*UNCG (ESPN3)	L, 67-80
F10	*WOFFORD (WYCW-62/ESPN3)	4:30 p.m.
F15	*CHATTANOOGA (ESPN3)	7 p.m.
F17	*at Samford (ESPN3)	2 p.m.
F20	*VMI (ESPN3)	7 p.m.
F23	*at Western Carolina (ESPN3)	7 p.m.
F25	*at ETSU (ESPN3)	2 p.m.
M2-5	at SoCon Championship (Asheville, N.C.)	


* - Southern Conference game
PK80-Phil Knight Invitational (campus sites)
^ PK80-Phil Knight Invitational (Nashville, Tenn.)



Mercer (11-13, 4-7 SoCon)

N10	at UCF (ESPN3)	L, 79-88
N12	TOCCOA FALLS (ESPN3)	W, 110-43
N14	JACKSON STATE (ESPN3)	W, 86-58
N17	at Liberty# (FloHoops.com)	W, 63-48
N18	vs. Drexel# (FloHoops.com)	W, 78-59
N19	vs. Colorado# (FloHoops.com)	L, 70-79
N26	HIWASSEE (ESPN3)	W, 90-53
N29	at Tennessee (SEC Network+)	L, 60-84
D2	at Memphis (ESPN3)	L, 81-83 (2OT)
D9	FLORIDA A&M (ESPN3)	W, 82-64
D17	at La Salle (A-10 Network)	L, 85-95
D19	vs. Alabama^ (SEC Network)	L, 79-80
D28	KENNESAW STATE (ESPN3)	W, 89-56
D31	*ETSU (ESPN3)	L, 55-74
J6	*at Furman (ESPN3)	L, 71-74
J10	*at Western Carolina (ESPN3)	L, 56-58
J13	*SAMFORD (ESPN3)	W, 81-50
J15	*CHATTANOOGA (Stadium)	W, 75-71 (OT)
J18	*at VMI (ESPN3)	W, 62-56
J20	*at UNCG (ESPN3)	L, 66-70 (OT)
J24	*at ETSU (ESPN3)	L, 75-84
J27	*THE CITADEL (ESPN3)	L, 74-76
F1	*FURMAN (ESPN3)	L, 73-85
F3	*WOFFORD (ESPN3)	W, 73-65
F10	*at Chattanooga (ESPN3)	5 p.m.
F12	*at Samford (ESPN3)	8 p.m.
F15	*VMI (ESPN3)	7 p.m.
F17	*UNCG (ESPN3)	4 p.m.
F20	*WESTERN CAROLINA (ESPN3)	7 p.m.
F23	*at The Citadel (ESPN3)	6 p.m.
F25	*at Wofford (ESPN3)	2 p.m.
M2-5	at SoCon Championship (Asheville, N.C.)	


* - Southern Conference game
- U.S. Virgin Islands Paradise Jam (Lynchburg, Va.)
^ - Huntsville, Ala.



UNCG (18-6, 9-2 SoCon)

N10	at Virginia (ACC Network Extra)	L, 48-60
N15	NORTH CAROLINA WESLEYAN#& (SDN)	W, 82-48
N17	FERRUM#&, (SDN)	W, 95-43
N20	DELAWARE# (ESPN3)	W, 79-66
N21	LONGWOOD# (ESPN3)	W, 71-40
N24	at Wake Forest (ACC Network Extra)	L, 75-81
N28	at Presbyterian (Big South Network)	L, 72-74
D2	at Liberty (ESPN3/Big South Network)	W, 76-75 (3OT)
D7	ELON (ESPN3)	W, 75-44
D13	UNCW (ESPN3)	W, 71-58
D16	at NC State (Fox Sports South)	W, 81-76
D19	UNC ASHEVILLE (ESPN3)	L, 60-67
D21	SOUTHEASTERN#& (SDN)	W, 85-67
D30	*WOFFORD (ESPN3)	W, 71-67
J6	*at VMI (ESPN3)	W, 63-61
J11	*at ETSU (ESPN3)	L, 58-68
J13	*at Western Carolina (ESPN3)	W, 66-55
J18	*THE CITADEL (ESPN3)	W, 72-58
J20	*MERCER (ESPN3)	W, 70-66 (OT)
J24	*FURMAN (ESPN3)	W, 71-61
J27	*at Samford (ESPN3)	W, 98-82
J29	*at Chattanooga (ESPN3)	L, 85-87 (2OT)
F1	*VMI (ESPN3)	W, 73-51
F7	*at Furman (ESPN3)	W, 80-67
F10	*WESTERN CAROLINA& (ESPN3)	5 p.m.
F12	*ETSU (ESPN3)	7 p.m.
F15	*at The Citadel (ESPN3)	6 p.m.
F17	*at Mercer (ESPN3)	4 p.m.
F20	*at Wofford (ESPN3)	7 p.m.
F23	*CHATTANOOGA (ESPN3)	7 p.m.
F25	*SAMFORD (Stadium)	4 p.m.
M2-5	at SoCon Championship (Asheville, N.C.)	

* - Southern Conference game
- UNCG Showcase (Greensboro, N.C.)
& - Fleming Gymnasium



Samford (8-18, 4-9 SoCon)

N10	at Arkansas (SEC Network Plus)	L, 56-95
N13	ALABAMA A&M (SDN)	W, 87-68
N16	at LSU (SEC Network Plus)	L, 86-105
N19	at Loyola Chicago# (ESPN3)	L, 67-88
N21	at Valparaiso# (ESPN3)	L, 67-88
N24	SOUTHEASTERN LOUISIANA# (ESPN3)	L, 71-77
N26	MISSISSIPPI VALLEY STATE# (ESPN3)	W, 83-70
D3	at Jacksonville State (OVC Digital Network)	L, 58-89
D5	at Memphis (ESPN3)	L, 64-65
D9	at Clemson (ACC Network Extra)	L, 59-81
D15	THOMAS UNIVERSITY (ESPN3)	W, 98-51
D18	ASBURY (ESPN3)	W, 99-70
D21	at Kennesaw State (ESPN3)	L, 66-71
D30	*CHATTANOOGA (ESPN3)	W, 73-56
J4	*ETSU (ESPN3)	L, 72-90
J6	*WESTERN CAROLINA (ESPN3)	W, 85-71
J11	*at The Citadel (ESPN3)	W, 107-91
J13	*at Mercer (ESPN3)	L, 50-81
J18	*WOFFORD (ESPN3)	L, 89-93
J20	*at Furman (ESPN3)	L, 67-78
J24	*at Chattanooga (ESPN3)	L, 71-78
J27	*UNCG (ESPN3)	L, 82-98
J29	*VMI (ESPN3)	W, 93-79
F1	*at ETSU (ESPN3)	L, 76-96
F3	*at Western Carolina (ESPN3)	L, 71-88
F7	*at Wofford (ESPN3)	L, 79-92
F10	*THE CITADEL (ESPN3)	8 p.m.
F12	*MERCER (ESPN3)	8 p.m.
F17	*FURMAN (ESPN3)	2 p.m.
F23	*at VMI (ESPN3)	7 p.m.
F25	*at UNCG (Stadium)	4 p.m.
M2-5	at SoCon Championship (Asheville, N.C.)	

* - Southern Conference game
- Savannah Invitational (campus sites)

2017-18 SoCon BASKETBALL SCHEDULES



Chattanooga (8-17, 2-10 SoCon)

N10	at Wyoming# (Mountain West Network)	L, 65-74
N13	at UAB#	L, 47-89
N16	HIWASSEE (ESPN3)	W, 94-46
N20	#ALABAMA STATE (ESPN3)	W, 67-50
N21	#JACKSONVILLE STATE (ESPN3)	L, 75-77 (OT)
N25	TENNESSEE WESLEYAN (ESPN3)	W, 95-60
N28	at Akron (ESPN3)	L, 70-75
D2	UT MARTIN (ESPN3)	W, 66-63
D5	at Marshall (CUSA.TV)	L, 66-70
D10	CHARLOTTE (ESPN3)	W, 64-50
D17	at Tennessee Tech	L, 76-82
D21	at Jacksonville State	W, 70-67
D23	GEORGIA STATE (ESPN3)	L, 48-71
D30	*at Samford (ESPN3)	L, 56-73
J4	*WESTERN CAROLINA (ESPN3)	L, 63-75
J6	*ETSU (ESPN3)	L, 66-85
J10	*FURMAN (ESPN3)	L, 55-73
J13	*at The Citadel (ESPN3)	L, 101-110 (OT)
J15	*at Mercer (Stadium)	L, 71-75 (OT)
J20	*at Wofford (ESPN3)	L, 67-71
J24	*SAMFORD (ESPN3)	W, 78-71
J27	*VMI (ESPN3)	L, 69-70
J29	*UNCG (ESPN3)	W, 87-85 (2OT)
F1	*at Western Carolina (ESPN3)	L, 68-70
F3	*at ETSU (ESPN3)	L, 61-81
F8	*THE CITADEL (ESPN3)	7 p.m.
F10	*MERCER (ESPN3)	5 p.m.
F15	*at Furman (ESPN3)	7 p.m.
F17	*WOFFORD (ESPN3)	5 p.m.
F23	*at UNCG (ESPN3)	7 p.m.
F25	*at VMI (ESPN3)	1 p.m.
M2-5	at SoCon Championship (Asheville, N.C.)	

* - Southern Conference game
- Cayman Islands Classic (campus sites)



VMI (7-15, 2-9 SoCon)

N10	at NC State (ACC Network Extra)	L, 67-102
N14	at Duquesne (Atlantic-10 Network)	L, 61-77
N18	PRESBYTERIAN (ESPN3)	W, 78-58
N21	OHIO VALLEY (ESPN3)	W, 81-66
N25	at American (Patriot League Network)	L, 64-69
N28	at Charleston Southern (Big South Network)	W, 76-68
D2	RADFORD (ESPN3)	L, 50-63
D5	at Davidson (A-10 Network)	L, 51-74
D9	LONGWOOD (ESPN3)	W, 81-70
D14	SOUTHERN WESLEYAN (ESPN3)	W, 90-52
D22	at VCU (CBS 6 Richmond)	L, 65-75
D30	*FURMAN (ESPN3)	L, 57-87
J4	*at Wofford (ESPN3)	L, 53-92
J6	*UNCG (ESPN3)	L, 61-63
J13	*at ETSU (ESPN3)	L, 48-89
J15	*at Western Carolina (ESPN3)	L, 58-65
J18	*MERCER (ESPN3)	L, 56-62
J20	*THE CITADEL (Stadium)	W, 88-81
J24	*WOFFORD (ESPN3)	L, 46-63
J27	*at Chattanooga (ESPN3)	W, 70-69
J29	*at Samford (ESPN3)	L, 79-93
F1	*at UNCG (ESPN3)	L, 51-73
F8	*WESTERN CAROLINA (ESPN3)	7 p.m.
F10	*ETSU (ESPN3)	1 p.m.
F15	*at Mercer (ESPN3)	7 p.m.
F17	*at The Citadel (ESPN3)	1 p.m.
F20	*at Furman (ESPN3)	7 p.m.
F23	*SAMFORD (ESPN3)	7 p.m.
F25	*CHATTANOOGA (ESPN3)	1 p.m.
M2-5	at SoCon Championship (Asheville, N.C.)	

* - Southern Conference game



Western Carolina (11-13, 6-5 SoCon)

N10	at Clemson (ACC Network Extra)	L, 57-85
N13	at No. 12 Cincinnati (ESPN3)	L, 51-102
N15	HIWASSEE	W, 76-57
N19	at No. 14 Minnesota# (Fox Sports 1)	L, 64-92
N21	at Massachusetts#	L, 76-85
N24	vs. UT-Arlington^	L, 65-89
N25	vs. Alabama A&M^	W, 82-72
N30	at College of Charleston (CAA.TV)	L, 60-69
D4	APPALACHIAN STATE (ESPN3)	W, 72-71
D6	at No. 11 North Carolina (Fox Sports South)	L, 61-104
D8	SOUTHERN WESLEYAN	ppd. (1/25)
D17	vs. UNC Asheville% (Big South Network)	W, 76-72
D19	HIGH POINT (ESPN3)	L, 61-72
D30	*at The Citadel (ESPN3)	W, 81-79
J4	*at Chattanooga (ESPN3)	W, 75-63
J6	*at Samford (ESPN3)	L, 71-85
J10	*MERCER (ESPN3)	W, 58-56
J13	*UNCG (ESPN3)	L, 55-66
J15	*VMI (ESPN3)	W, 65-58
J20	*at ETSU (ESPN3)	L, 50-66
J25	SOUTHERN WESLEYAN	W, 108-48
J27	*at Furman (ESPN3)	L, 66-100
J29	*at Wofford (Stadium)	L, 68-77
F1	*CHATTANOOGA (ESPN3)	W, 70-68
F3	*SAMFORD (ESPN3)	W, 88-71
F8	*at VMI (ESPN3)	7 p.m.
F10	*at UNCG (at Fleming Gymnasium) (ESPN3)	5 p.m.
F15	*WOFFORD (ESPN3)	7:30 p.m.
F17	*ETSU (ESPN3)	2 p.m.
F20	*at Mercer (ESPN3)	7 p.m.
F23	*FURMAN (ESPN3)	7 p.m.
F25	*THE CITADEL (ESPN3)	2 p.m.
M2-5	at SoCon Championship (Asheville, N.C.)	

* - Southern Conference game
- Barclays Center Classic (campus sites)
^ - Barclays Center Classic (Niagara University, N.Y.)
% - Mountain Invitational (U.S. Cellular Center, Asheville, N.C.)



Wofford (17-8, 8-4 SoCon)

N10	SOUTH CAROLINA (WMYA My 40/ESPN3)	L, 52-73
N12	WASHINGTON & LEE# (SDN)	W, 103-66
N16	at California# (Pac-12 Networks)	L, 65-79
N18	BOB JONES# (SDN)	W, 96-65
N19	NORTH FLORIDA# (ESPN3)	W, 86-83
N22	at Texas Tech (Fox Sports Southwest Plus)	L, 56-79
N26	at UNC Asheville (Big South Network)	L, 65-85
N29	at Coastal Carolina (Chant Vision)	W, 87-81
D6	GEORGIA TECH (ESPN3)	W, 63-60
D9	JOHNSON & WALES (SDN)	W, 104-45
D17	vs. High Point% (Big South Network)	W, 70-57
D20	at No. 5 North Carolina (ESPN2)	W, 79-75
D30	*at UNCG (ESPN3)	L, 67-71
J4	*VMI (ESPN3)	W, 92-53
J6	*THE CITADEL (ESPN3)	W, 109-92
J10	HARVARD (ESPN3)	W, 63-62
J13	*FURMAN (ESPN3)	W, 79-70
J18	*at Samford (ESPN3)	W, 93-89
J20	*CHATTANOOGA (ESPN3)	W, 71-67
J24	*at VMI (ESPN3)	W, 63-46
J27	*ETSU (ESPN3)	L, 62-75
J29	*WESTERN CAROLINA (Stadium)	W, 77-68
F1	*at The Citadel (ESPN3)	L, 78-80
F3	*at Mercer (ESPN3)	L, 65-73
F7	*SAMFORD (ESPN3)	W, 92-79
F10	*at Furman (WYCW-62/ESPN3)	4:30 p.m.
F15	*at Western Carolina (ESPN3)	7:30 p.m.
F17	*at Chattanooga (ESPN3)	5 p.m.
F20	*UNCG (ESPN3)	7 p.m.
F23	*at ETSU (ESPN3)	7 p.m.
F25	*MERCER (ESPN3)	2 p.m.
M2-5	at SoCon Championship (Asheville, N.C.)	

* - Southern Conference game
- Maui on the Mainland (campus sites)
% - Mountain Invitational (U.S. Cellular Center, Asheville, N.C.)

Southern Conference men's basketball media relations information

The Citadel (CitadelSports.com)

Milledge Austin (maustin7@citadel.edu)
Office: 843-953-6567

ETSU (ETSUBucs.com)

Michael White (whitem@etsu.edu)
Office: 423-439-4220

Furman (FurmanPaladins.com)

Jordan Caskey (jordan.caskey@furman.edu)
Office: 864-294-3065

Mercer (MercerBears.com)

Will Tharp (tharp_wb@mercer.edu)
Office: 478-301-5218

UNCG (UNCGSpartans.com)

Matt McCollester (matt.mccollester@uncg.edu)
Office: 336-334-5615

Samford (SamfordSports.com)

Zac Schrieber (zdschrie@samford.edu)
Office: 205-726-2802

Chattanooga (GoMocs.com)

Jim Horten (jameshorten@utc.edu)
Office: 423-425-2350

VMI (VMIKeydets.com)

Wade Branner (brannerwh@vmi.edu)
Office: 540-464-7515

Western Carolina (CatamountSports.com)

Sean Forrester (stforrester@email.wcu.edu)
Office: 828-227-2655

Wofford (WoffordTerriers.com)

Hannah Bradley (bradleyhm@wofford.edu)
Office: 864-597-4092

Southern Conference (SoConSports.com)

Phil Perry (pperry@socon.org)
Office: 864-591-5100 // Cell: 864-525-5174

2017-18 Southern Conference
CONFERENCE BASKETBALL STATISTICS
Through games of Feb 07, 2018 (All games)

SCORING OFFENSE	G	W-L	Pts	Avg/G
1. The Citadel	23	9-14	1952	84.9
2. Furman	25	16-9	1992	79.7
3. ETSU	25	21-4	1942	77.7
4. Wofford	25	17-8	1937	77.5
5. Samford	26	8-18	1976	76.0
6. Mercer	24	11-13	1813	75.5
7. UNCG	24	18-6	1777	74.0
8. Chattanooga	25	8-17	1745	69.8
9. Western Carolina	24	11-13	1656	69.0
10. VMI	22	7-15	1431	65.0

SCORING DEFENSE	G	Pts	Avg/G
1. UNCG	24	1522	63.4
2. ETSU	25	1639	65.6
3. Mercer	24	1653	68.9
4. Furman	25	1752	70.1
5. Wofford	25	1773	70.9
6. Chattanooga	25	1813	72.5
7. VMI	22	1611	73.2
8. Western Carolina	24	1807	75.3
9. Samford	26	2109	81.1
10. The Citadel	23	2062	89.7

SCORING MARGIN	G	Offense	Defense	Margin
1. ETSU	25	77.7	65.6	+12.1
2. UNCG	24	74.0	63.4	+10.6
3. Furman	25	79.7	70.1	+9.6
4. Mercer	24	75.5	68.9	+6.7
5. Wofford	25	77.5	70.9	+6.6
6. Chattanooga	25	69.8	72.5	-2.7
7. The Citadel	23	84.9	89.7	-4.8
8. Samford	26	76.0	81.1	-5.1
9. Western Carolina	24	69.0	75.3	-6.3
10. VMI	22	65.0	73.2	-8.2

FREE THROW PCT	G	FTM	FTA	Pct.
1. Wofford	25	312	403	.774
2. Samford	26	347	452	.768
3. VMI	22	264	358	.737
4. Mercer	24	356	484	.736
5. ETSU	25	356	498	.715
6. Furman	25	314	440	.714
7. Chattanooga	25	328	465	.705
8. UNCG	24	278	396	.702
9. The Citadel	23	335	482	.695
10. Western Carolina	24	312	464	.672

FIELD GOAL PERCENTAGE	G	FGM	FGA	Pct.
1. ETSU	25	697	1445	.482
2. Wofford	25	678	1421	.477
3. Mercer	24	626	1342	.466
4. Furman	25	709	1524	.465
5. Samford	26	698	1512	.462
6. UNCG	24	632	1415	.447
7. Chattanooga	25	601	1378	.436
8. The Citadel	23	673	1587	.424
9. VMI	22	501	1223	.410
10. Western Carolina	24	582	1423	.409

FIELD GOAL PCT DEFENSE	G	FGM	FGA	Pct.
1. ETSU	25	572	1435	.399
2. UNCG	24	503	1198	.420
3. Mercer	24	560	1302	.430
4. Furman	25	639	1446	.442
5. VMI	22	565	1269	.445
6. Wofford	25	616	1370	.450
7. Western Carolina	24	628	1357	.463
8. Chattanooga	25	679	1430	.475
9. The Citadel	23	748	1555	.481
10. Samford	26	767	1562	.491

3-POINT FG PCT	G	3FGM	3FGA	Pct.
1. Wofford	25	269	639	.421
2. Mercer	24	205	538	.381
3. Samford	26	233	634	.368
4. UNCG	24	235	654	.359
5. Chattanooga	25	215	600	.358
6. Furman	25	260	734	.354
7. ETSU	25	192	543	.354
8. The Citadel	23	271	783	.346
9. Western Carolina	24	180	524	.344
10. VMI	22	165	489	.337

3-POINT FG PCT DEFENSE	G	3FGM	3FGA	Pct.
1. ETSU	25	178	575	.310
2. Furman	25	173	547	.316
3. UNCG	24	151	473	.319
4. VMI	22	168	504	.333
5. Chattanooga	25	161	457	.352
6. Wofford	25	205	581	.353
7. Western Carolina	24	203	571	.356
8. Mercer	24	224	613	.365
9. The Citadel	23	247	669	.369
10. Samford	26	257	687	.374

REBOUNDING OFFENSE	G	Rebounds	Avg/G
1. The Citadel	23	857	37.3
2. ETSU	25	931	37.2
3. UNCG	24	880	36.7
4. Mercer	24	847	35.3
5. Western Carolina	24	841	35.0
6. Furman	25	873	34.9
7. VMI	22	745	33.9
8. Wofford	25	821	32.8
9. Chattanooga	25	810	32.4
10. Samford	26	781	30.0

REBOUNDING DEFENSE	G	Rebounds	Avg/G
1. UNCG	24	717	29.9
2. Mercer	24	721	30.0
3. Wofford	25	795	31.8
4. ETSU	25	832	33.3
5. Chattanooga	25	860	34.4
6. Furman	25	874	35.0
7. Samford	26	932	35.8
8. VMI	22	795	36.1
9. Western Carolina	24	891	37.1
10. The Citadel	23	1015	44.1

2017-18 Southern Conference
CONFERENCE BASKETBALL STATISTICS
Through games of Feb 07, 2018 (All games)

REBOUNDING MARGIN	G	Team	Avg.	Opp.	Avg.	Margin
1. UNCG	24	880	36.7	717	29.9	+6.8
2. Mercer	24	847	35.3	721	30.0	+5.2
3. ETSU	25	931	37.2	832	33.3	+4.0
4. Wofford	25	821	32.8	795	31.8	+1.0
5. Furman	25	873	34.9	874	35.0	+0.0
6. Chattanooga	25	810	32.4	860	34.4	-2.0
7. Western Carolina	24	841	35.0	891	37.1	-2.1
8. VMI	22	745	33.9	795	36.1	-2.3
9. Samford	26	781	30.0	932	35.8	-5.8
10. The Citadel	23	857	37.3	1015	44.1	-6.9

BLOCKED SHOTS	G	No.	Avg/G
1. ETSU	25	106	4.2
2. UNCG	24	80	3.3
3. The Citadel	23	73	3.2
4. Wofford	25	65	2.6
5. VMI	22	57	2.6
6. Western Carolina	24	62	2.6
7. Chattanooga	25	57	2.3
8. Samford	26	59	2.3
9. Furman	25	51	2.0
10. Mercer	24	44	1.8

ASSISTS	G	No.	Avg/G
1. The Citadel	23	393	17.1
2. Furman	25	409	16.4
3. Samford	26	419	16.1
4. Wofford	25	392	15.7
5. ETSU	25	387	15.5
6. Mercer	24	351	14.6
7. UNCG	24	337	14.0
8. Chattanooga	25	339	13.6
9. Western Carolina	24	325	13.5
10. VMI	22	277	12.6

STEALS	G	No.	Avg/G
1. The Citadel	23	230	10.0
2. Western Carolina	24	198	8.3
3. UNCG	24	197	8.2
4. Furman	25	202	8.1
5. ETSU	25	195	7.8
6. Samford	26	187	7.2
7. VMI	22	154	7.0
8. Wofford	25	169	6.8
9. Mercer	24	144	6.0
10. Chattanooga	25	123	4.9

TURNOVER MARGIN	G	Team	Avg.	Opp.	Avg.	Margin
1. Furman	25	292	11.7	376	15.0	+3.4
2. The Citadel	23	347	15.1	420	18.3	+3.2
3. ETSU	25	329	13.2	373	14.9	+1.8
4. UNCG	24	348	14.5	381	15.9	+1.4
5. Samford	26	350	13.5	373	14.3	+0.9
6. Wofford	25	316	12.6	337	13.5	+0.8
7. Western Carolina	24	359	15.0	372	15.5	+0.5
8. Mercer	24	303	12.6	309	12.9	+0.2
9. Chattanooga	25	349	14.0	344	13.8	-0.2
10. VMI	22	348	15.8	295	13.4	-2.4

ASSIST/TURNOVER RATIO	G	Ast.	Avg.	T/O	Avg.	Ratio
1. Furman	25	409	16.4	292	11.7	1.4
2. Wofford	25	392	15.7	316	12.6	1.2
3. Samford	26	419	16.1	350	13.5	1.2
4. ETSU	25	387	15.5	329	13.2	1.2
5. Mercer	24	351	14.6	303	12.6	1.2
6. The Citadel	23	393	17.1	347	15.1	1.1
7. Chattanooga	25	339	13.6	349	14.0	1.0
8. UNCG	24	337	14.0	348	14.5	1.0
9. Western Carolina	24	325	13.5	359	15.0	0.9
10. VMI	22	277	12.6	348	15.8	0.8

OFFENSIVE REBOUNDS	G	No.	Avg/G
1. Western Carolina	24	295	12.3
2. UNCG	24	287	12.0
3. The Citadel	23	269	11.7
4. Mercer	24	252	10.5
5. ETSU	25	256	10.2
6. Furman	25	247	9.9
7. Chattanooga	25	222	8.9
8. VMI	22	193	8.8
9. Samford	26	223	8.6
10. Wofford	25	211	8.4

DEFENSIVE REBOUNDS	G	No.	Avg/G
1. ETSU	25	675	27.0
2. The Citadel	23	588	25.6
3. VMI	22	552	25.1
4. Furman	25	626	25.0
5. Mercer	24	595	24.8
6. UNCG	24	593	24.7
7. Wofford	25	610	24.4
8. Chattanooga	25	588	23.5
9. Western Carolina	24	546	22.8
10. Samford	26	558	21.5

DEFENSIVE REB PCT.	G	D-Reb	Opp. OR	D-Reb%
1. UNCG	24	593	169	.778
2. Wofford	25	610	207	.747
3. Mercer	24	595	206	.743
4. Chattanooga	25	588	222	.726
5. VMI	22	552	214	.721
6. Furman	25	626	243	.720
7. ETSU	25	675	270	.714
8. Western Carolina	24	546	258	.679
9. The Citadel	23	588	293	.667
10. Samford	26	558	287	.660

OFFENSIVE REB PCT.	G	O-Reb	Opp. DR	O-Reb%
1. UNCG	24	287	548	.344
2. Mercer	24	252	515	.329
3. Western Carolina	24	295	633	.318
4. ETSU	25	256	562	.313
5. Furman	25	247	631	.281
6. The Citadel	23	269	722	.271
7. Wofford	25	211	588	.264
8. Chattanooga	25	222	638	.258
9. Samford	26	223	645	.257
10. VMI	22	193	581	.249

2017-18 Southern Conference
CONFERENCE BASKETBALL STATISTICS
Through games of Feb 07, 2018 (All games)

3-POINT FG MADE	G	No.	Avg/G
1. The Citadel	23	271	11.8
2. Wofford	25	269	10.8
3. Furman	25	260	10.4
4. UNCG	24	235	9.8
5. Samford	26	233	9.0
6. Chattanooga	25	215	8.6
7. Mercer	24	205	8.5
8. ETSU	25	192	7.7
9. Western Carolina	24	180	7.5
VMI	22	165	7.5

2017-18 Southern Conference
CONFERENCE BASKETBALL STATISTICS
Through games of Feb 07, 2018 (All games)

Team	Conference	Pct.	PF	PA	Overall	Pct.	PF	PA	Current unbeaten streak
ETSU	12-0	1.000	78.6	62.9	21-4	.840	77.7	65.6	ETSU -- 15
UNCG	9-2	.818	73.4	65.7	18-6	.750	74.0	63.4	Western Carolina -- 2
Wofford	8-4	.667	79.0	71.9	17-8	.680	77.5	70.9	The Citadel -- 2
Furman	7-5	.583	79.6	70.7	16-9	.640	79.7	70.1	UNCG -- 2
Western Carolina	6-5	.545	67.9	71.7	11-13	.458	69.0	75.3	Wofford -- 1
Mercer	4-7	.364	69.2	69.4	11-13	.458	75.5	68.9	Mercer -- 1
The Citadel	4-7	.364	82.3	89.3	9-14	.391	84.9	89.7	
Samford	4-9	.308	78.1	83.9	8-18	.308	76.0	81.1	
VMI	2-9	.182	60.6	76.1	7-15	.318	65.0	73.2	
Chattanooga	2-10	.167	70.2	78.2	8-17	.320	69.8	72.5	

TEAM SUMMARIES	G	PF-PA	Avg score	Margin	FG-FGA	Pct.	3FG-FGA	Pct.	FT-FTA	Pct.	RebF	RebA	Margin
Chattanooga	25	1745-1813	69.8-72.5	-2.7	601-1378	.436	215-600	.358	328-465	.705	810	860	-2.0
ETSU	25	1942-1639	77.7-65.6	+12.1	697-1445	.482	192-543	.354	356-498	.715	931	832	+4.0
Furman	25	1992-1752	79.7-70.1	+9.6	709-1524	.465	260-734	.354	314-440	.714	873	874	+0.0
Mercer	24	1813-1653	75.5-68.9	+6.7	626-1342	.466	205-538	.381	356-484	.736	847	721	+5.2
Samford	26	1976-2109	76.0-81.1	-5.1	698-1512	.462	233-634	.368	347-452	.768	781	932	-5.8
The Citadel	23	1952-2062	84.9-89.7	-4.8	673-1587	.424	271-783	.346	335-482	.695	857	1015	-6.9
UNCG	24	1777-1522	74.0-63.4	+10.6	632-1415	.447	235-654	.359	278-396	.702	880	717	+6.8
VMI	22	1431-1611	65.0-73.2	-8.2	501-1223	.410	165-489	.337	264-358	.737	745	795	-2.3
Western Carolina	24	1656-1807	69.0-75.3	-6.3	582-1423	.409	180-524	.344	312-464	.672	841	891	-2.1
Wofford	25	1937-1773	77.5-70.9	+6.6	678-1421	.477	269-639	.421	312-403	.774	821	795	+1.0

ATTENDANCE	Home	Average	Away	Average	Neutral	Average	Total	Average
Chattanooga	13-39787	3061	12-32745	2729	0-0	0	25-72532	2901
ETSU	13-54210	4170	12-51227	4269	0-0	0	25-105437	4217
Furman	13-20200	1554	10-47339	4734	2-400	200	25-67939	2718
Mercer	11-33590	3054	10-36614	3661	3-5901	1967	24-76105	3171
Samford	11-11338	1031	15-57371	3825	0-0	0	26-68709	2643
The Citadel	12-6561	547	11-45168	4106	0-0	0	23-51729	2249
UNCG	13-29349	2258	11-49684	4517	0-0	0	24-79033	3293
VMI	10-14065	1406	12-40925	3410	0-0	0	22-54990	2500
Western Carolina	9-12869	1430	12-59283	4940	3-2265	755	24-74417	3101
Wofford	14-29975	2141	10-41405	4140	1-1423	1423	25-72803	2912
Totals	119-251944	2117	115-461761	4015	9-9989	1110	243-723694	2978

2017-18 Southern Conference
INDIVIDUAL BASKETBALL STATISTICS
Through games of Feb 07, 2018 (All games)

To be ranked, a player must appear in at least 75.0% of their team's games.

SCORING							REBOUNDING						
	Cl	G	FG	3FG	FT	Pts Avg/G		Cl	G	Off	Def	Total	Avg/G
1. Fletcher Magee-WOF	Jr	25	191	108	74	564 22.6	1. James Dickey-UNCG	So	23	75	118	193	8.4
2. Francis Alonso-UNCG	Jr	24	128	85	64	405 16.9	2. Stephon Jelks-MER	Sr	24	46	137	183	7.6
3. Desonta Bradford-ETSU	Sr	25	136	37	78	387 15.5	3. Matt Rafferty-FUR	Jr	25	61	123	184	7.4
4. Devin Sibley-FUR	Sr	24	138	46	45	367 15.3	4. Makinde London-UTC	Jr	21	26	128	154	7.3
5. Bubba Parham-VMI	Fr	22	108	45	69	330 15.0	5. Marc Gosselin-WCU	Jr	23	43	95	138	6.0
6. D. Denzel-Dyson-SAM	Sr	26	127	62	72	388 14.9	6. Mike Amius-WCU	Jr	24	52	90	142	5.9
7. Nat Dixon-UTC	Jr	25	119	57	77	372 14.9	7. Eric Adams-SAM	Sr	26	67	85	152	5.8
8. Zane Najdawi-CIT	Jr	22	119	25	47	310 14.1	8. Desonta Bradford-ETSU	Sr	25	16	130	146	5.8
9. Justin Coleman-SAM	Jr	26	124	48	60	356 13.7	9. Tyler Creammer-VMI	So	22	44	81	125	5.7
10. Makinde London-UTC	Jr	21	95	34	61	285 13.6	Cameron Jackson-WOF	Jr	22	42	83	125	5.7
11. Matt Frierson-CIT	Jr	23	91	82	46	310 13.5	11. James Lewis, Jr.-UTC	Fr	19	40	65	105	5.5
12. Mike Amius-WCU	Jr	24	117	0	77	311 13.0	12. Marvin Smith-UNCG	Sr	24	40	90	130	5.4
13. Rodney Chatman-UTC	So	25	108	38	69	323 12.9	13. Mladen Armus-ETSU	Fr	25	62	68	130	5.2
14. Marvin Smith-UNCG	Sr	24	92	51	68	303 12.6	14. Peter Jurkin-ETSU	Sr	24	31	92	123	5.1
15. Jalan McCloud-ETSU	Sr	24	105	22	59	291 12.1	15. Desmond Ringer-MER	Sr	24	52	70	122	5.1
16. Trevor Stumpe-WOF	So	20	84	38	36	242 12.1	16. D. Denzel-Dyson-SAM	Sr	26	32	100	132	5.1
17. John Davis-FUR	Sr	25	109	32	49	299 12.0	17. Kaelon Harris-CIT	So	22	35	75	110	5.0
18. Matt Rafferty-FUR	Jr	25	116	11	48	291 11.6	18. David Burrell-ETSU	Sr	24	36	80	116	4.8
19. Cameron Jackson-WOF	Jr	22	105	0	38	248 11.3	19. Derrick Brooks-WOF	Sr	22	20	86	106	4.8
20. Daniel Fowler-FUR	Sr	25	98	42	43	281 11.2	20. Jordy Kuiper-UNCG	Sr	24	39	75	114	4.8
21. Alex Thompson-SAM	Sr	24	94	30	42	260 10.8							
22. Austin Vereen-VMI	Jr	22	72	44	45	233 10.6							
23. Stephon Jelks-MER	Sr	24	89	33	39	250 10.4							
24. Nathan Hoover-WOF	So	25	86	49	37	258 10.3							
25. Deriece Parks-WCU	Sr	24	84	52	27	247 10.3							
26. Kaelon Harris-CIT	So	22	70	26	55	221 10.0							
27. Demetre Rivers-MER	Sr	24	79	27	52	237 9.9							
28. Devontavius Payne-ETSU	Sr	24	80	50	16	226 9.4							
29. Tariq Simmons-CIT	Fr	23	81	25	25	212 9.2							
30. Jordan Strawberry-MER	Sr	24	66	35	54	221 9.2							

FIELD GOAL PCT						ASSISTS			
	Cl	G	FGM	FGA	Pct.		Cl	G	No. Avg/G
1. Zane Najdawi-CIT	Jr	22	119	226	.527	1. Justin Coleman-SAM	Jr	26	152 5.8
2. Fletcher Magee-WOF	Jr	25	191	383	.499	2. Josh Sharkey-SAM	So	24	123 5.1
3. Desonta Bradford-ETSU	Sr	25	136	274	.496	3. Rodney Chatman-UTC	So	25	116 4.6
4. Devin Sibley-FUR	Sr	24	138	288	.479	4. Jordan Strawberry-MER	Sr	24	100 4.2
5. Francis Alonso-UNCG	Jr	24	128	294	.435	5. Demetrius Troy-UNCG	Jr	24	97 4.0
						6. Storm Murphy-WOF	Fr	25	96 3.8
						7. Frankie Johnson-CIT	So	23	86 3.7
						8. Keith Smith-VMI	So	22	80 3.6
						9. Jalan McCloud-ETSU	Sr	24	86 3.6
						10. Desonta Bradford-ETSU	Sr	25	88 3.5
						11. Devin Peterson-WCU	Sr	22	67 3.0
						12. Francis Alonso-UNCG	Jr	24	73 3.0
						13. Daniel Fowler-FUR	Sr	25	76 3.0
						14. Marcus Cohen-MER	Fr	24	70 2.9
						15. Matt Rafferty-FUR	Jr	25	72 2.9

2017-18 Southern Conference
INDIVIDUAL BASKETBALL STATISTICS
Through games of Feb 07, 2018 (All games)

FREE THROW PCT					
	Cl	G	FTM	FTA	Pct.
1. Fletcher Magee-WOF	Jr	25	74	80	.925
2. Francis Alonso-UNCG	Jr	24	64	73	.877
3. Bubba Parham-VMI	Fr	22	69	84	.821
4. D. Denzel-Dyson-SAM	Sr	26	72	93	.774
5. Marvin Smith-UNCG	Sr	24	68	89	.764
6. Nat Dixon-UTC	Jr	25	77	101	.762
7. Rodney Chatman-UTC	So	25	69	91	.758
8. Desonta Bradford-ETSU	Sr	25	78	104	.750
9. Josh Sharkey-SAM	So	24	62	83	.747
10. Makinde London-UTC	Jr	21	61	89	.685
11. Kaelon Harris-CIT	So	22	55	82	.671
12. Mike Amius-WCU	Jr	24	77	118	.653

STEALS				
	Cl	G	No.	Avg/G
1. Cameron Jackson-WOF	Jr	22	44	2.0
2. Desonta Bradford-ETSU	Sr	25	42	1.7
3. Frankie Johnson-CIT	So	23	37	1.6
4. Josh Sharkey-SAM	So	24	38	1.6
5. Matt Rafferty-FUR	Jr	25	39	1.6
6. Deriece Parks-WCU	Sr	24	36	1.5
7. John Davis-FUR	Sr	25	37	1.5
8. Desmond Johnson-WCU	Fr	23	34	1.5
9. Keith Smith-VMI	So	22	32	1.5
10. Daniel Fowler-FUR	Sr	25	36	1.4
11. Demetrius Troy-UNCG	Jr	24	32	1.3
12. Isaiah Miller-UNCG	Fr	24	31	1.3
13. Matt Frierson-CIT	Jr	23	28	1.2
14. Francis Alonso-UNCG	Jr	24	29	1.2
Jalan McCloud-ETSU	Sr	24	29	1.2

3-POINT FG PCT					
	Cl	G	3FG	FGA	Pct.
1. Trevor Stumpe-WOF	So	20	38	81	.469
2. Fletcher Magee-WOF	Jr	25	108	242	.446
3. Triston Chambers-SAM	So	26	53	121	.438
4. Francis Alonso-UNCG	Jr	24	85	195	.436
5. Andrew Brown-FUR	Jr	24	42	101	.416
6. Nat Dixon-UTC	Jr	25	57	139	.410
7. D. Denzel-Dyson-SAM	Sr	26	62	153	.405
8. Nathan Hoover-WOF	So	25	49	121	.405
9. Justin Coleman-SAM	Jr	26	48	122	.393
10. Daniel Fowler-FUR	Sr	25	42	108	.389
11. Matt Frierson-CIT	Jr	23	82	211	.389
12. Austin Vereen-VMI	Jr	22	44	114	.386
13. Makale Foreman-UTC	So	25	51	137	.372
14. Devin Sibley-FUR	Sr	24	46	125	.368
15. Devontavius Payne-ETSU	Sr	24	50	137	.365

3-POINT FG MADE				
	Cl	G	3FG	Avg/G
1. Fletcher Magee-WOF	Jr	25	108	4.3
2. Matt Frierson-CIT	Jr	23	82	3.6
3. Francis Alonso-UNCG	Jr	24	85	3.5
4. D. Denzel-Dyson-SAM	Sr	26	62	2.4
5. Nat Dixon-UTC	Jr	25	57	2.3
6. Deriece Parks-WCU	Sr	24	52	2.2
7. Marvin Smith-UNCG	Sr	24	51	2.1
8. Devontavius Payne-ETSU	Sr	24	50	2.1
9. Bubba Parham-VMI	Fr	22	45	2.0
10. Makale Foreman-UTC	So	25	51	2.0
11. Triston Chambers-SAM	So	26	53	2.0
12. Austin Vereen-VMI	Jr	22	44	2.0
13. Nathan Hoover-WOF	So	25	49	2.0
14. Devin Sibley-FUR	Sr	24	46	1.9
Matt Halvorsen-WCU	Fr	24	46	1.9

BLOCKED SHOTS				
	Cl	G	No.	Avg/G
1. James Dickey-UNCG	So	23	46	2.0
2. Cameron Jackson-WOF	Jr	22	29	1.3
3. Peter Jurkin-ETSU	Sr	24	31	1.3
4. Zane Najdawi-CIT	Jr	22	28	1.3
5. Eric Adams-SAM	Sr	26	33	1.3
6. Fred Iruafemi-VMI	Sr	22	27	1.2
7. Makinde London-UTC	Jr	21	19	0.9
8. Matt Rafferty-FUR	Jr	25	19	0.8
9. Mike Amius-WCU	Jr	24	17	0.7
10. David Burrell-ETSU	Sr	24	14	0.6
11. Marc Gosselin-WCU	Jr	23	13	0.6
12. Desonta Bradford-ETSU	Sr	25	14	0.6
13. Tyler Creammer-VMI	So	22	12	0.5
14. Stephon Jelks-MER	Sr	24	13	0.5
15. Rob Johnson-CIT	Fr	23	12	0.5

ASSIST/TURNOVER RATIO					
	Cl	G	Ast.	T/O	Ratio
1. Jordan Strawberry-MER	Sr	24	100	36	2.8
2. Storm Murphy-WOF	Fr	25	96	39	2.5
3. Devin Peterson-WCU	Sr	22	67	30	2.2
4. Justin Coleman-SAM	Jr	26	152	69	2.2
5. Daniel Fowler-FUR	Sr	25	76	37	2.1
6. Demetrius Troy-UNCG	Jr	24	97	53	1.8
7. Frankie Johnson-CIT	So	23	86	50	1.7
8. Josh Sharkey-SAM	So	24	123	72	1.7
9. Jalan McCloud-ETSU	Sr	24	86	52	1.7
10. Desonta Bradford-ETSU	Sr	25	88	54	1.6
11. Rodney Chatman-UTC	So	25	116	81	1.4
12. Keith Smith-VMI	So	22	80	56	1.4
13. Francis Alonso-UNCG	Jr	24	73	65	1.1

2017-18 Southern Conference
INDIVIDUAL BASKETBALL STATISTICS
Through games of Feb 07, 2018 (All games)

OFFENSIVE REBOUNDS	Cl	G	No.	Avg/G
1. James Dickey-UNCG	So	23	75	3.3
2. Eric Adams-SAM	Sr	26	67	2.6
3. Mladen Armus-ETSU	Fr	25	62	2.5
4. Matt Rafferty-FUR	Jr	25	61	2.4
5. Desmond Ringer-MER	Sr	24	52	2.2
Mike Amius-WCU	Jr	24	52	2.2
7. James Lewis, Jr.-UTC	Fr	19	40	2.1
8. Tyler Creammer-VMI	So	22	44	2.0
9. Stephon Jelks-MER	Sr	24	46	1.9
10. Cameron Jackson-WOF	Jr	22	42	1.9
11. Marc Gosselin-WCU	Jr	23	43	1.9
12. Marvin Smith-UNCG	Sr	24	40	1.7
13. Jordy Kuiper-UNCG	Sr	24	39	1.6
14. Kaelon Harris-CIT	So	22	35	1.6
15. Daniel Fowler-FUR	Sr	25	39	1.6

DEFENSIVE REBOUNDS	Cl	G	No.	Avg/G
1. Makinde London-UTC	Jr	21	128	6.1
2. Stephon Jelks-MER	Sr	24	137	5.7
3. Desonta Bradford-ETSU	Sr	25	130	5.2
4. James Dickey-UNCG	So	23	118	5.1
5. Matt Rafferty-FUR	Jr	25	123	4.9
6. Devin Sibley-FUR	Sr	24	100	4.2
7. Marc Gosselin-WCU	Jr	23	95	4.1
8. Rodney Chatman-UTC	So	25	100	4.0
9. Derrick Brooks-WOF	Sr	22	86	3.9
10. D. Denzel-Dyson-SAM	Sr	26	100	3.8
11. Peter Jurkin-ETSU	Sr	24	92	3.8
12. Cameron Jackson-WOF	Jr	22	83	3.8
13. Marvin Smith-UNCG	Sr	24	90	3.8
Mike Amius-WCU	Jr	24	90	3.8
15. Tyler Creammer-VMI	So	22	81	3.7
Austin Vereen-VMI	Jr	22	81	3.7

MINUTES PLAYED	Cl	G	No.	Avg/G
1. Nat Dixon-UTC	Jr	25	917	36.7
2. Makale Foreman-UTC	So	25	875	35.0
3. Rodney Chatman-UTC	So	25	830	33.2
4. Fletcher Magee-WOF	Jr	25	827	33.1
5. Desonta Bradford-ETSU	Sr	25	801	32.0
6. Justin Coleman-SAM	Jr	26	830	31.9
7. D. Denzel-Dyson-SAM	Sr	26	793	30.5
8. Deriece Parks-WCU	Sr	24	712	29.7
Francis Alonso-UNCG	Jr	24	712	29.7
10. Bubba Parham-VMI	Fr	22	652	29.6

2017-18 Southern Conference
Conference Team Highs
Through games of Feb 07, 2018 (All games)

TEAM HIGHS (highest totals made by)

Points	116	The Citadel vs Trinity Baptist (11/21/17)
	110	Mercer vs Toccoa Falls (11/12/17)
	110	The Citadel vs Point University (12/16/17)
	110	The Citadel vs Chattanooga (01/13/18)
	109	The Citadel vs Oglethorpe (11/10/17)
Margin	109	Wofford vs The Citadel (01/06/18)
	67 (110-43)	Mercer vs Toccoa Falls (11/12/17)
	60 (108-48)	Western Carolina vs Southern Wesleyan (01/25/18)
	59 (104-45)	Wofford vs Johnson & Wales (12/09/17)
	56 (103-47)	Furman vs Montreat (12/14/17)
Field goals made	53 (101-48)	Furman vs Bob Jones (11/10/17)
	45	The Citadel vs Trinity Baptist (11/21/17)
	41	The Citadel vs Oglethorpe (11/10/17)
	41	Western Carolina vs Southern Wesleyan (01/25/18)
	39	Mercer vs Toccoa Falls (11/12/17)
	39	Furman vs Montreat (12/14/17)
	39	Furman vs The Citadel (01/04/18)
Field goal attempts	39	Samford at The Citadel (01/11/18)
	87	The Citadel vs Oglethorpe (11/10/17)
	79	The Citadel at North Carolina A&T (11/15/17)
	79	Western Carolina vs Hiwassee (11/15/17)
	79	The Citadel vs Trinity Baptist (11/21/17)
	79	The Citadel vs Marist (12/01/17)
	79	UNCG at Liberty (12/02/17)
Field goal percentage	79	Chattanooga at The Citadel (01/13/18)
	.642 (34-53)	UNCG at Samford (01/27/18)
	.632 (36-57)	Wofford vs Johnson & Wales (12/09/17)
	.619 (39-63)	Samford at The Citadel (01/11/18)
	.617 (29-47)	Samford vs Chattanooga (12/30/17)
3-Pt FG made	.617 (37-60)	The Citadel vs Chattanooga (01/13/18)
	21	The Citadel vs Oglethorpe (11/10/17)
	20	Wofford vs Johnson & Wales (12/09/17)
	18	Samford at The Citadel (01/11/18)
	17	Furman vs The Citadel (01/04/18)
3-Pt FG attempts	17	Chattanooga at The Citadel (01/13/18)
	47	The Citadel vs Oglethorpe (11/10/17)
	44	The Citadel vs Western Carolina (12/30/17)
	43	The Citadel at Ohio State (12/19/17)
	42	The Citadel vs Marist (12/01/17)
3-Pt percentage	42	The Citadel vs Samford (01/11/18)
	.762 (16-21)	UNCG at Samford (01/27/18)
	.609 (14-23)	Western Carolina vs Alabama A&M (11/25/17)
	.591 (13-22)	Wofford vs VMI (01/04/18)
	.588 (20-34)	Wofford vs Johnson & Wales (12/09/17)
Free throws made	.563 (18-32)	Samford at The Citadel (01/11/18)
	.563 (9-16)	ETSU vs Chattanooga (02/03/18)
	29	Wofford vs The Citadel (01/06/18)
	29	Chattanooga vs UNCG (01/29/18)
	28	ETSU vs Fort Wayne (11/25/17)
Free throw attempts	27	VMI at NC State (11/10/17)
	27	ETSU at The Citadel (01/29/18)
	38	Chattanooga vs UNCG (01/29/18)
	37	Samford vs Thomas University (12/15/17)
	37	Wofford vs The Citadel (01/06/18)
	35	VMI at NC State (11/10/17)

	35	Western Carolina at The Citadel (12/30/17)
Free throw percentage	1.000 (7-7)	Wofford vs VMI (01/04/18)
	1.000 (6-6)	The Citadel vs Oglethorpe (11/10/17)
	.933 (14-15)	Samford at Wofford (02/07/18)
	.923 (12-13)	VMI at VCU (12/22/17)
	.917 (11-12)	Samford at Furman (01/20/18)
Rebounds	56	Western Carolina at The Citadel (12/30/17)
	55	Chattanooga vs Samford (01/24/18)
	54	Western Carolina vs Hiwassee (11/15/17)
	52	Furman vs Montreat (12/14/17)
	51	UNCG at Liberty (12/02/17)
	51	Western Carolina vs Samford (02/03/18)
Assists	32	The Citadel vs Trinity Baptist (11/21/17)
	31	Furman vs The Citadel (01/04/18)
	28	Mercer vs Toccoa Falls (11/12/17)
	28	Samford at The Citadel (01/11/18)
	27	The Citadel vs Oglethorpe (11/10/17)
	27	Wofford vs Bob Jones (11/18/17)
	27	Furman vs Montreat (12/14/17)
Steals	25	The Citadel vs Trinity Baptist (11/21/17)
	22	ETSU vs Hiwassee (12/10/17)
	17	The Citadel vs Oglethorpe (11/10/17)
	17	UNCG vs Ferrum (11/17/17)
	17	The Citadel vs Point University (12/16/17)
	17	The Citadel at Wofford (01/06/18)
Blocked shots	9	ETSU at Xavier (12/16/17)
	8	ETSU at The Citadel (01/29/18)
	7	UNCG vs N.C. Wesleyan (11/15/17)
	7	UNCG vs Delaware (11/20/17)
	7	Mercer vs Hiwassee (11/26/17)
	7	ETSU vs Northern Kentucky (12/06/17)
	7	UNCG vs UNCW (12/13/17)
	7	Wofford at North Carolina (12/20/17)
	7	ETSU vs UNCG (01/11/18)
	7	The Citadel vs Chattanooga (01/13/18)
	7	The Citadel vs Wofford (02/01/18)
Turnovers	24	VMI at Duquesne (11/14/17)
	23	VMI at UNCG (02/01/18)
	22	Western Carolina at Cincinnati (11/13/17)
	22	Samford at Clemson (12/09/17)
	22	The Citadel vs Western Carolina (12/30/17)
	22	Chattanooga vs Samford (01/24/18)
Fouls	33	UNCG at Liberty (12/02/17)
	30	Western Carolina at Minnesota (11/19/17)
	29	The Citadel at Virginia Tech (11/12/17)
	28	Mercer at UCF (11/10/17)
	28	The Citadel vs Western Carolina (12/30/17)
	28	UNCG at Chattanooga (01/29/18)

2017-18 Southern Conference
Conference Individual Highs
Through games of Feb 07, 2018 (All games)

INDIVIDUAL PLAYER GAME HIGHS

Points	37		Zane Najdawi (The Citadel) vs Chattanooga (01/13/18)
	36		Francis Alonso (UNCG) at Liberty (12/02/17)
	36		Fletcher Magee (Wofford) vs Georgia Tech (12/06/17)
	34		Triston Chambers (Samford) vs VMI (01/29/18)
	33		Ria'n Holland (Mercer) at La Salle (12/17/17)
Field goals made	15		Zane Najdawi (The Citadel) vs Chattanooga (01/13/18)
	12		Zane Najdawi (The Citadel) vs Trinity Baptist (11/21/17)
	12		Fletcher Magee (Wofford) vs Georgia Tech (12/06/17)
	12		Justin Coleman (Samford) vs Chattanooga (12/30/17)
	12		Mike Amius (Western Carolina) at Chattanooga (01/04/18)
	12		Desonta Bradford (ETSU) vs Samford (02/01/18)
	12		Mike Amius (Western Carolina) vs Samford (02/03/18)
Field goal attempts	31		Francis Alonso (UNCG) at Liberty (12/02/17)
	25		Bubba Parham (VMI) at Chattanooga (01/27/18)
	23		Fletcher Magee (Wofford) at North Carolina (12/20/17)
	22		Fletcher Magee (Wofford) vs Georgia Tech (12/06/17)
	21		Francis Alonso (UNCG) at Chattanooga (01/29/18)
Field goal percentage	1.000	(9-9)	Desmond Ringer (Mercer) at ETSU (01/24/18)
	.900	(9-10)	Hayden Brown (The Citadel) at Virginia Tech (11/12/17)
	.900	(9-10)	D. Denzel-Dyson (Samford) vs Southeastern La. (11/24/17)
	.889	(8-9)	Matt Rafferty (Furman) vs UNC Asheville (12/05/17)
	.889	(8-9)	Bo Hodges (ETSU) vs Hiwassee (12/10/17)
3-Pt FG made	9		Matt Frierson (The Citadel) vs Chattanooga (01/13/18)
	8		Francis Alonso (UNCG) vs Delaware (11/20/17)
	8		Fletcher Magee (Wofford) vs Georgia Tech (12/06/17)
	8		Fletcher Magee (Wofford) at Samford (01/18/18)
	8		Francis Alonso (UNCG) at Samford (01/27/18)
	8		Triston Chambers (Samford) vs VMI (01/29/18)
3-Pt FG attempts	19		Francis Alonso (UNCG) at Liberty (12/02/17)
	18		Matt Frierson (The Citadel) vs Chattanooga (01/13/18)
	16		Francis Alonso (UNCG) at Chattanooga (01/29/18)
	15		Fletcher Magee (Wofford) at Samford (01/18/18)
	14		Devontavius Payne (ETSU) at Savannah State (11/13/17)
	14		Matt Frierson (The Citadel) vs Marist (12/01/17)
	14		Fletcher Magee (Wofford) vs Georgia Tech (12/06/17)
	14		Matt Halvorsen (Western Carolina) at Samford (01/06/18)
	14		Fletcher Magee (Wofford) vs Western Carolina (01/29/18)
3-Pt percentage	1.000	(5-5)	D. Denzel-Dyson (Samford) vs Southeastern La. (11/24/17)
	1.000	(5-5)	Fletcher Magee (Wofford) at Coastal Carolina (11/29/17)
	1.000	(5-5)	Keith Smith (VMI) vs Mercer (01/18/18)
	1.000	(5-5)	Garrett Gilkeson (VMI) at Chattanooga (01/27/18)
	.889	(8-9)	Francis Alonso (UNCG) at Samford (01/27/18)
Free throws made	16		Josh Sharkey (Samford) vs UNCG (01/27/18)
	12		Bubba Parham (VMI) at NC State (11/10/17)
	11		Ria'n Holland (Mercer) at UCF (11/10/17)
	10		Desonta Bradford (ETSU) vs Fort Wayne (11/25/17)
	10		Mike Amius (Western Carolina) at Col. of Charleston (11/30/17)
	10		Trevor Stumpe (Wofford) vs The Citadel (01/06/18)
Free throw attempts	18		Josh Sharkey (Samford) vs UNCG (01/27/18)
	13		Mike Amius (Western Carolina) vs UNCG (01/13/18)
	12		Bubba Parham (VMI) at NC State (11/10/17)
	12		Desonta Bradford (ETSU) vs Fort Wayne (11/25/17)
	12		Mike Amius (Western Carolina) at Col. of Charleston (11/30/17)
	12		Trevor Stumpe (Wofford) vs The Citadel (01/06/18)
Free throw percentage	1.000	(12-12)	Bubba Parham (VMI) at NC State (11/10/17)

	1.000	(11-11)	Ria'n Holland (Mercer) at UCF (11/10/17)
	1.000	(9-9)	Matt Halvorsen (Western Carolina) at Furman (01/27/18)
	1.000	(9-9)	Nat Dixon (Chattanooga) vs UNCG (01/29/18)
	1.000	(9-9)	Matt Frierson (The Citadel) vs Furman (02/03/18)
	1.000	(8-8)	Matt Halvorsen (Western Carolina) vs Appalachian State (12/04/17)
	1.000	(8-8)	Desmond Ringer (Mercer) at Furman (01/06/18)
	1.000	(8-8)	Desonta Bradford (ETSU) at The Citadel (01/29/18)
Rebounds	19		Makinde London (Chattanooga) vs Samford (01/24/18)
	18		Makinde London (Chattanooga) at Marshall (12/05/17)
	16		Matt Rafferty (Furman) vs Bob Jones (11/10/17)
	14		Matt Rafferty (Furman) vs Tennessee Tech (12/02/17)
	14		James Dickey (UNCG) at Liberty (12/02/17)
	14		Mike Amius (Western Carolina) vs Samford (02/03/18)
Assists	14		Rodney Chatman (Chattanooga) at Jacksonville State (12/21/17)
	13		Justin Coleman (Samford) at The Citadel (01/11/18)
	12		Justin Coleman (Samford) vs Wofford (01/18/18)
	11		Demetrius Troy (UNCG) at Samford (01/27/18)
	10		Justin Coleman (Samford) vs Miss. Valley State (11/26/17)
	10		Josh Sharkey (Samford) at Western Carolina (02/03/18)
Steals	8		Desmond Johnson (Western Carolina) at The Citadel (12/30/17)
	6		Marcus Cohen (Mercer) vs Toccoa Falls (11/12/17)
	6		Cameron Jackson (Wofford) vs Washington & Lee (11/12/17)
	5		Ria'n Holland (Mercer) vs Jackson State (11/14/17)
	5		Frankie Johnson (The Citadel) vs Trinity Baptist (11/21/17)
	5		Matt Rafferty (Furman) vs Tennessee Tech (12/02/17)
	5		Isaiah Miller (UNCG) at Liberty (12/02/17)
	5		Matt Frierson (The Citadel) vs Point University (12/16/17)
	5		Jalan McCloud (ETSU) vs Tusculum (12/28/17)
	5		Quayson Williams (The Citadel) at Wofford (01/06/18)
	5		Frankie Johnson (The Citadel) at VMI (01/20/18)
Blocked shots	6		Cameron Jackson (Wofford) at North Carolina (12/20/17)
	6		Zane Najdawi (The Citadel) vs Western Carolina (12/30/17)
	5		James Dickey (UNCG) vs Longwood (11/21/17)
	5		James Dickey (UNCG) vs UNCW (12/13/17)
	5		Peter Jurkin (ETSU) at Xavier (12/16/17)
Turnovers	12		Rodney Chatman (Chattanooga) vs UNCG (01/29/18)
	8		Frankie Johnson (The Citadel) vs Western Carolina (12/30/17)
	7		James Dickey (UNCG) vs UNCW (12/13/17)
	7		Keith Smith (VMI) at VCU (12/22/17)
	6		Josh Sharkey (Samford) at Arkansas (11/10/17)
	6		Desonta Bradford (ETSU) at Savannah State (11/13/17)
	6		Christen Cunningham (Samford) vs Southeastern La. (11/24/17)
	6		Rodney Chatman (Chattanooga) at Marshall (12/05/17)
	6		Josh Sharkey (Samford) at Clemson (12/09/17)
	6		Desmond Ringer (Mercer) vs Alabama (12/19/17)
	6		Makinde London (Chattanooga) at Samford (12/30/17)
	6		D. Denzel-Dyson (Samford) vs Chattanooga (12/30/17)
	6		Quayson Williams (The Citadel) at Furman (01/04/18)
	6		Marc Gosselin (Western Carolina) vs Mercer (01/10/18)
	6		Fletcher Magee (Wofford) vs Furman (01/13/18)
	6		Makinde London (Chattanooga) at Wofford (01/20/18)
	6		Marcus Cohen (Mercer) vs The Citadel (01/27/18)

2017-18 Southern Conference
CONFERENCE BASKETBALL STATISTICS
Through games of Feb 07, 2018 (Conference games only)

SCORING OFFENSE	G	W-L	Pts	Avg/G
1. The Citadel	11	4-7	905	82.3
2. Furman	12	7-5	955	79.6
3. Wofford	12	8-4	948	79.0
4. ETSU	12	12-0	943	78.6
5. Samford	13	4-9	1015	78.1
6. UNCG	11	9-2	807	73.4
7. Chattanooga	12	2-10	842	70.2
8. Mercer	11	4-7	761	69.2
9. Western Carolina	11	6-5	747	67.9
10. VMI	11	2-9	667	60.6

SCORING DEFENSE	G	Pts	Avg/G
1. ETSU	12	755	62.9
2. UNCG	11	723	65.7
3. Mercer	11	763	69.4
4. Furman	12	848	70.7
5. Western Carolina	11	789	71.7
6. Wofford	12	863	71.9
7. VMI	11	837	76.1
8. Chattanooga	12	939	78.2
9. Samford	13	1091	83.9
10. The Citadel	11	982	89.3

SCORING MARGIN	G	Offense	Defense	Margin
1. ETSU	12	78.6	62.9	+15.7
2. Furman	12	79.6	70.7	+8.9
3. UNCG	11	73.4	65.7	+7.6
4. Wofford	12	79.0	71.9	+7.1
5. Mercer	11	69.2	69.4	-0.2
6. Western Carolina	11	67.9	71.7	-3.8
7. Samford	13	78.1	83.9	-5.8
8. The Citadel	11	82.3	89.3	-7.0
9. Chattanooga	12	70.2	78.2	-8.1
10. VMI	11	60.6	76.1	-15.5

FREE THROW PCT	G	FTM	FTA	Pct.
1. Samford	13	197	237	.831
2. Wofford	12	156	203	.768
3. UNCG	11	137	185	.741
4. VMI	11	115	157	.732
5. ETSU	12	159	218	.729
6. Mercer	11	138	191	.723
7. Western Carolina	11	165	231	.714
8. The Citadel	11	185	265	.698
9. Chattanooga	12	152	219	.694
10. Furman	12	149	219	.680

FIELD GOAL PERCENTAGE	G	FGM	FGA	Pct.
1. ETSU	12	342	662	.517
2. Furman	12	339	707	.479
3. Wofford	12	331	694	.477
4. Samford	13	351	751	.467
5. Mercer	11	274	619	.443
6. UNCG	11	284	642	.442
7. Chattanooga	12	294	676	.435
8. The Citadel	11	295	692	.426
9. Western Carolina	11	257	625	.411
10. VMI	11	234	605	.387

FIELD GOAL PCT DEFENSE	G	FGM	FGA	Pct.
1. ETSU	12	261	689	.379
2. UNCG	11	238	554	.430
3. Mercer	11	253	585	.432
4. Furman	12	297	671	.443
5. Wofford	12	298	673	.443
6. Western Carolina	11	271	611	.444
7. VMI	11	293	649	.451
8. The Citadel	11	340	725	.469
9. Samford	13	397	805	.493
10. Chattanooga	12	353	711	.496

3-POINT FG PCT	G	3FGM	3FGA	Pct.
1. Wofford	12	130	320	.406
2. ETSU	12	100	249	.402
3. Samford	13	116	312	.372
4. Furman	12	128	350	.366
5. UNCG	11	102	291	.351
6. The Citadel	11	130	373	.349
7. Chattanooga	12	102	294	.347
8. VMI	11	84	245	.343
9. Western Carolina	11	68	219	.311
10. Mercer	11	75	242	.310

3-POINT FG PCT DEFENSE	G	3FGM	3FGA	Pct.
1. ETSU	12	75	260	.288
2. Western Carolina	11	101	306	.330
3. Wofford	12	108	314	.344
4. Furman	12	93	270	.344
5. VMI	11	100	282	.355
6. UNCG	11	82	224	.366
7. Chattanooga	12	94	252	.373
8. Mercer	11	111	294	.378
9. The Citadel	11	124	327	.379
10. Samford	13	147	366	.402

REBOUNDING OFFENSE	G	Rebounds	Avg/G
1. The Citadel	11	407	37.0
2. Mercer	11	404	36.7
3. UNCG	11	403	36.6
4. ETSU	12	439	36.6
5. Western Carolina	11	397	36.1
6. Wofford	12	421	35.1
7. Furman	12	399	33.2
8. VMI	11	363	33.0
9. Chattanooga	12	370	30.8
10. Samford	13	376	28.9

REBOUNDING DEFENSE	G	Rebounds	Avg/G
1. UNCG	11	319	29.0
2. Mercer	11	327	29.7
3. ETSU	12	373	31.1
4. Wofford	12	384	32.0
5. Furman	12	405	33.8
6. Western Carolina	11	380	34.5
7. Chattanooga	12	430	35.8
8. Samford	13	483	37.2
9. VMI	11	417	37.9
10. The Citadel	11	461	41.9

2017-18 Southern Conference
CONFERENCE BASKETBALL STATISTICS
Through games of Feb 07, 2018 (Conference games only)

REBOUNDING MARGIN	G	Team	Avg.	Opp.	Avg.	Margin
1. UNCG	11	403	36.6	319	29.0	+7.6
2. Mercer	11	404	36.7	327	29.7	+7.0
3. ETSU	12	439	36.6	373	31.1	+5.5
4. Wofford	12	421	35.1	384	32.0	+3.1
5. Western Carolina	11	397	36.1	380	34.5	+1.5
6. Furman	12	399	33.2	405	33.8	-0.5
7. VMI	11	363	33.0	417	37.9	-4.9
The Citadel	11	407	37.0	461	41.9	-4.9
9. Chattanooga	12	370	30.8	430	35.8	-5.0
10. Samford	13	376	28.9	483	37.2	-8.2

BLOCKED SHOTS	G	No.	Avg/G
1. ETSU	12	55	4.6
2. UNCG	11	40	3.6
The Citadel	11	40	3.6
4. Wofford	12	33	2.8
5. VMI	11	30	2.7
6. Chattanooga	12	32	2.7
7. Samford	13	34	2.6
8. Western Carolina	11	27	2.5
9. Mercer	11	21	1.9
10. Furman	12	21	1.8

ASSISTS	G	No.	Avg/G
1. ETSU	12	204	17.0
Furman	12	204	17.0
3. Samford	13	213	16.4
4. The Citadel	11	180	16.4
5. Wofford	12	191	15.9
6. UNCG	11	156	14.2
7. Chattanooga	12	158	13.2
8. Mercer	11	136	12.4
Western Carolina	11	136	12.4
10. VMI	11	123	11.2

STEALS	G	No.	Avg/G
1. Western Carolina	11	92	8.4
2. The Citadel	11	91	8.3
3. Furman	12	92	7.7
4. Samford	13	97	7.5
5. ETSU	12	81	6.8
Wofford	12	81	6.8
7. UNCG	11	71	6.5
8. VMI	11	69	6.3
9. Mercer	11	63	5.7
10. Chattanooga	12	65	5.4

TURNOVER MARGIN	G	Team	Avg.	Opp.	Avg.	Margin
1. Furman	12	127	10.6	166	13.8	+3.2
2. Samford	13	173	13.3	188	14.5	+1.2
3. The Citadel	11	168	15.3	173	15.7	+0.5
4. UNCG	11	153	13.9	158	14.4	+0.5
5. Chattanooga	12	162	13.5	164	13.7	+0.2
6. Wofford	12	154	12.8	154	12.8	+0.0
7. ETSU	12	159	13.3	156	13.0	-0.2
8. Western Carolina	11	169	15.4	163	14.8	-0.5
9. Mercer	11	143	13.0	127	11.5	-1.5
10. VMI	11	179	16.3	138	12.5	-3.7

ASSIST/TURNOVER RATIO	G	Ast.	Avg.	T/O	Avg.	Ratio
1. Furman	12	204	17.0	127	10.6	1.6
2. ETSU	12	204	17.0	159	13.3	1.3
3. Wofford	12	191	15.9	154	12.8	1.2
4. Samford	13	213	16.4	173	13.3	1.2
5. The Citadel	11	180	16.4	168	15.3	1.1
6. UNCG	11	156	14.2	153	13.9	1.0
7. Chattanooga	12	158	13.2	162	13.5	1.0
8. Mercer	11	136	12.4	143	13.0	1.0
9. Western Carolina	11	136	12.4	169	15.4	0.8
10. VMI	11	123	11.2	179	16.3	0.7

OFFENSIVE REBOUNDS	G	No.	Avg/G
1. Western Carolina	11	138	12.5
2. UNCG	11	134	12.2
3. Mercer	11	131	11.9
4. The Citadel	11	118	10.7
5. Wofford	12	118	9.8
6. Chattanooga	12	111	9.3
7. ETSU	12	106	8.8
8. Furman	12	101	8.4
9. VMI	11	91	8.3
10. Samford	13	90	6.9

DEFENSIVE REBOUNDS	G	No.	Avg/G
1. ETSU	12	333	27.8
2. The Citadel	11	289	26.3
3. Wofford	12	303	25.3
4. Furman	12	298	24.8
5. Mercer	11	273	24.8
6. VMI	11	272	24.7
7. UNCG	11	269	24.5
8. Western Carolina	11	259	23.5
9. Samford	13	286	22.0
10. Chattanooga	12	259	21.6

DEFENSIVE REB PCT.	G	D-Reb	Opp. OR	D-Reb%
1. UNCG	11	269	80	.771
2. Mercer	11	273	87	.758
3. Furman	12	298	100	.749
4. Wofford	12	303	104	.744
5. ETSU	12	333	134	.713
6. VMI	11	272	111	.710
7. Western Carolina	11	259	114	.694
8. Chattanooga	12	259	120	.683
9. The Citadel	11	289	138	.677
10. Samford	13	286	150	.656

OFFENSIVE REB PCT.	G	O-Reb	Opp. DR	O-Reb%
1. UNCG	11	134	239	.359
2. Mercer	11	131	240	.353
3. Western Carolina	11	138	266	.342
4. ETSU	12	106	239	.307
5. Wofford	12	118	280	.296
6. The Citadel	11	118	323	.268
7. Chattanooga	12	111	310	.264
8. Furman	12	101	305	.249
9. VMI	11	91	306	.229
10. Samford	13	90	333	.213

2017-18 Southern Conference
CONFERENCE BASKETBALL STATISTICS
Through games of Feb 07, 2018 (Conference games only)

3-POINT FG MADE	G	No.	Avg/G
1. The Citadel	11	130	11.8
2. Wofford	12	130	10.8
3. Furman	12	128	10.7
4. UNCG	11	102	9.3
5. Samford	13	116	8.9
6. Chattanooga	12	102	8.5
7. ETSU	12	100	8.3
8. VMI	11	84	7.6
9. Mercer	11	75	6.8
10. Western Carolina	11	68	6.2

2017-18 Southern Conference
CONFERENCE BASKETBALL STATISTICS
Through games of Feb 07, 2018 (Conference games only)

Team	Conference	Pct.	PF	PA	Overall	Pct.	PF	PA	Current unbeaten streak
ETSU	12-0	1.000	78.6	62.9	12-0	1.000	78.6	62.9	ETSU -- 12
UNCG	9-2	.818	73.4	65.7	9-2	.818	73.4	65.7	UNCG -- 2
Wofford	8-4	.667	79.0	71.9	8-4	.667	79.0	71.9	Western Carolina -- 2
Furman	7-5	.583	79.6	70.7	7-5	.583	79.6	70.7	The Citadel -- 2
Western Carolina	6-5	.545	67.9	71.7	6-5	.545	67.9	71.7	Mercer -- 1
The Citadel	4-7	.364	82.3	89.3	4-7	.364	82.3	89.3	Wofford -- 1
Mercer	4-7	.364	69.2	69.4	4-7	.364	69.2	69.4	
Samford	4-9	.308	78.1	83.9	4-9	.308	78.1	83.9	
VMI	2-9	.182	60.6	76.1	2-9	.182	60.6	76.1	
Chattanooga	2-10	.167	70.2	78.2	2-10	.167	70.2	78.2	

TEAM SUMMARIES	G	PF-PA	Avg score	Margin	FG-FGA	Pct.	3FG-FGA	Pct.	FT-FTA	Pct.	RebF	RebA	Margin
Chattanooga	12	842-939	70.2-78.2	-8.1	294-676	.435	102-294	.347	152-219	.694	370	430	-5.0
ETSU	12	943-755	78.6-62.9	+15.7	342-662	.517	100-249	.402	159-218	.729	439	373	+5.5
Furman	12	955-848	79.6-70.7	+8.9	339-707	.479	128-350	.366	149-219	.680	399	405	-0.5
Mercer	11	761-763	69.2-69.4	-0.2	274-619	.443	75-242	.310	138-191	.723	404	327	+7.0
Samford	13	1015-1091	78.1-83.9	-5.8	351-751	.467	116-312	.372	197-237	.831	376	483	-8.2
The Citadel	11	905-982	82.3-89.3	-7.0	295-692	.426	130-373	.349	185-265	.698	407	461	-4.9
UNCG	11	807-723	73.4-65.7	+7.6	284-642	.442	102-291	.351	137-185	.741	403	319	+7.6
VMI	11	667-837	60.6-76.1	-15.5	234-605	.387	84-245	.343	115-157	.732	363	417	-4.9
Western Carolina	11	747-789	67.9-71.7	-3.8	257-625	.411	68-219	.311	165-231	.714	397	380	+1.5
Wofford	12	948-863	79.0-71.9	+7.1	331-694	.477	130-320	.406	156-203	.768	421	384	+3.1

ATTENDANCE	Home	Average	Away	Average	Neutral	Average	Total	Average
Chattanooga	6-21109	3518	6-15357	2560	0-0	0	12-36466	3039
ETSU	6-30606	5101	6-14025	2338	0-0	0	12-44631	3719
Furman	6-10900	1817	6-12867	2144	0-0	0	12-23767	1981
Mercer	6-19083	3180	5-11441	2288	0-0	0	11-30524	2775
Samford	6-6897	1150	7-17655	2522	0-0	0	13-24552	1889
The Citadel	6-3845	641	5-14194	2839	0-0	0	11-18039	1640
UNCG	5-13605	2721	6-12538	2090	0-0	0	11-26143	2377
VMI	5-6551	1310	6-15873	2646	0-0	0	11-22424	2039
Western Carolina	5-6617	1323	6-14286	2381	0-0	0	11-20903	1900
Wofford	7-18014	2573	5-8991	1798	0-0	0	12-27005	2250
Totals	58-137227	2366	58-137227	2366	0-0	0	116-274454	2366

2017-18 Southern Conference
INDIVIDUAL BASKETBALL STATISTICS
Through games of Feb 07, 2018 (Conference games only)

To be ranked, a player must appear in at least 75.0% of their team's games.

SCORING							REBOUNDING						
	Cl	G	FG	3FG	FT	Pts Avg/G		Cl	G	Off	Def	Total	Avg/G
1. Fletcher Magee-WOF	Jr	12	84	49	36	253 21.1	1. James Dickey-UNCG	So	11	35	54	89	8.1
2. Zane Najdawi-CIT	Jr	11	80	20	35	215 19.5	2. Stephon Jelks-MER	Sr	11	26	62	88	8.0
3. Bubba Parham-VMI	Fr	11	68	28	33	197 17.9	3. Desmond Ringer-MER	Sr	11	36	48	84	7.6
4. Nat Dixon-UTC	Jr	12	67	32	39	205 17.1	4. Mike Amius-WCU	Jr	11	26	50	76	6.9
Desonta Bradford-ETSU	Sr	12	74	20	37	205 17.1	5. Makinde London-UTC	Jr	9	10	51	61	6.8
6. Matt Frierson-CIT	Jr	11	49	46	36	180 16.4	6. Matt Rafferty-FUR	Jr	12	29	51	80	6.7
7. Mike Amius-WCU	Jr	11	69	0	40	178 16.2	7. Marc Gosselin-WCU	Jr	11	23	50	73	6.6
8. Francis Alonso-UNCG	Jr	11	54	37	29	174 15.8	8. Kaelon Harris-CIT	So	10	20	45	65	6.5
9. Justin Coleman-SAM	Jr	13	66	25	43	200 15.4	Derrick Brooks-WOF	Sr	10	17	48	65	6.5
10. Trevor Stumpe-WOF	So	12	61	26	29	177 14.8	10. Marvin Smith-UNCG	Sr	11	20	49	69	6.3
11. Rodney Chatman-UTC	So	12	59	21	35	174 14.5	11. Joshua Phillips-UTC	Sr	12	28	46	74	6.2
12. D. Denzel-Dyson-SAM	Sr	13	62	31	32	187 14.4	12. Austin Vereen-VMI	Jr	11	12	52	64	5.8
13. Devin Sibley-FUR	Sr	11	59	18	21	157 14.3	13. Zane Najdawi-CIT	Jr	11	9	53	62	5.6
14. Marvin Smith-UNCG	Sr	11	42	24	45	153 13.9	14. Eric Adams-SAM	Sr	13	25	48	73	5.6
15. Makinde London-UTC	Jr	9	43	11	28	125 13.9	15. Desonta Bradford-ETSU	Sr	12	5	61	66	5.5
16. Jalan McCloud-ETSU	Sr	11	52	19	23	146 13.3	16. Trevor Stumpe-WOF	So	12	22	41	63	5.3
17. Austin Vereen-VMI	Jr	11	41	24	24	130 11.8	Peter Jurkin-ETSU	Sr	12	17	46	63	5.3
18. Matt Rafferty-FUR	Jr	12	56	4	25	141 11.8	18. Mladen Armus-ETSU	Fr	12	29	32	61	5.1
19. John Davis-FUR	Sr	12	50	16	22	138 11.5	19. D. Denzel-Dyson-SAM	Sr	13	15	49	64	4.9
20. Eric Adams-SAM	Sr	13	59	0	30	148 11.4	20. Tyler Creammer-VMI	So	11	19	34	53	4.8
21. Triston Chambers-SAM	So	13	46	34	21	147 11.3							
22. Desmond Ringer-MER	Sr	11	49	1	25	124 11.3							
23. Daniel Fowler-FUR	Sr	12	46	19	21	132 11.0							
24. Alex Thompson-SAM	Sr	11	43	13	21	120 10.9							
25. Cameron Jackson-WOF	Jr	10	45	0	16	106 10.6							
26. Nathan Hoover-WOF	So	12	44	22	17	127 10.6							
27. Kaelon Harris-CIT	So	10	34	12	25	105 10.5							
28. Stephon Jelks-MER	Sr	11	41	14	18	114 10.4							
29. Makale Foreman-UTC	So	12	41	25	12	119 9.9							
30. Jordan Lyons-FUR	So	12	35	25	22	117 9.8							

FIELD GOAL PCT						ASSISTS			
	Cl	G	FGM	FGA	Pct.		Cl	G	No. Avg/G
1. Zane Najdawi-CIT	Jr	11	80	134	.597	1. Justin Coleman-SAM	Jr	13	85 6.5
2. Desonta Bradford-ETSU	Sr	12	74	131	.565	2. Josh Sharkey-SAM	So	13	80 6.2
3. Mike Amius-WCU	Jr	11	69	123	.561	3. Rodney Chatman-UTC	So	12	64 5.3
4. Trevor Stumpe-WOF	So	12	61	126	.484	4. Frankie Johnson-CIT	So	11	58 5.3
5. Bubba Parham-VMI	Fr	11	68	145	.469	5. Demetrius Troy-UNCG	Jr	11	54 4.9
6. Fletcher Magee-WOF	Jr	12	84	186	.452	6. Desonta Bradford-ETSU	Sr	12	48 4.0
7. Devin Sibley-FUR	Sr	11	59	131	.450	Storm Murphy-WOF	Fr	12	48 4.0
8. Justin Coleman-SAM	Jr	13	66	149	.443	8. Jordan Strawberry-MER	Sr	11	43 3.9
9. Nat Dixon-UTC	Jr	12	67	153	.438	9. Jermaine Long-ETSU	Sr	12	45 3.8
						10. Jalan McCloud-ETSU	Sr	11	38 3.5
						11. Daniel Fowler-FUR	Sr	12	41 3.4
						12. Deriece Parks-WCU	Sr	11	34 3.1
						13. Marcus Cohen-MER	Fr	11	33 3.0
						14. Matt Rafferty-FUR	Jr	12	35 2.9
						15. Francis Alonso-UNCG	Jr	11	32 2.9

2017-18 Southern Conference
INDIVIDUAL BASKETBALL STATISTICS
Through games of Feb 07, 2018 (Conference games only)

FREE THROW PCT					
	Cl	G	FTM	FTA	Pct.
1. Jordan Strawberry-MER	Sr	11	28	31	.903
2. Justin Coleman-SAM	Jr	13	43	48	.896
3. Matt Halvorsen-WCU	Fr	11	32	36	.889
4. Francis Alonso-UNCG	Jr	11	29	33	.879
5. Fletcher Magee-WOF	Jr	12	36	41	.878
6. Desonta Bradford-ETSU	Sr	12	37	43	.860
7. Matt Frierson-CIT	Jr	11	36	42	.857
8. Rodney Chatman-UTC	So	12	35	43	.814
9. Bubba Parham-VMI	Fr	11	33	42	.786
10. Josh Sharkey-SAM	So	13	37	48	.771
11. Makinde London-UTC	Jr	9	28	38	.737
12. Marvin Smith-UNCG	Sr	11	45	63	.714
13. Nat Dixon-UTC	Jr	12	39	55	.709
14. Zane Najdawi-CIT	Jr	11	35	53	.660
15. Mike Amius-WCU	Jr	11	40	64	.625

STEALS				
	Cl	G	No.	Avg/G
1. Desmond Johnson-WCU	Fr	11	23	2.1
2. Frankie Johnson-CIT	So	11	20	1.8
3. Cameron Jackson-WOF	Jr	10	18	1.8
4. Josh Sharkey-SAM	So	13	22	1.7
5. Deriece Parks-WCU	Sr	11	18	1.6
6. Desonta Bradford-ETSU	Sr	12	19	1.6
7. Matt Rafferty-FUR	Jr	12	17	1.4
Daniel Fowler-FUR	Sr	12	17	1.4
9. John Davis-FUR	Sr	12	16	1.3
Rodney Chatman-UTC	So	12	16	1.3
11. Quayson Williams-CIT	Jr	11	14	1.3
12. Mike Amius-WCU	Jr	11	13	1.2
Demetrius Troy-UNCG	Jr	11	13	1.2
14. Nat Dixon-UTC	Jr	12	14	1.2
15. Marvin Smith-UNCG	Sr	11	12	1.1
Francis Alonso-UNCG	Jr	11	12	1.1
Jalan McCloud-ETSU	Sr	11	12	1.1
Alex Reed-CIT	Fr	11	12	1.1

3-POINT FG PCT					
	Cl	G	3FG	FGA	Pct.
1. Jalan McCloud-ETSU	Sr	11	19	34	.559
2. Zane Najdawi-CIT	Jr	11	20	39	.513
3. Andrew Brown-FUR	Jr	11	23	48	.479
4. Trevor Stumpe-WOF	So	12	26	55	.473
5. Triston Chambers-SAM	So	13	34	75	.453
6. Ross Cummings-MER	So	9	20	47	.426
7. Francis Alonso-UNCG	Jr	11	37	89	.416
8. Nathan Hoover-WOF	So	12	22	53	.415
9. Bubba Parham-VMI	Fr	11	28	69	.406
10. Justin Coleman-SAM	Jr	13	25	63	.397
11. Nat Dixon-UTC	Jr	12	32	81	.395
12. Devontavius Payne-ETSU	Sr	12	25	64	.391
13. Rodney Chatman-UTC	So	12	21	54	.389
14. D. Denzel-Dyson-SAM	Sr	13	31	80	.388
15. Fletcher Magee-WOF	Jr	12	49	127	.386

3-POINT FG MADE				
	Cl	G	3FG	Avg/G
1. Matt Frierson-CIT	Jr	11	46	4.2
2. Fletcher Magee-WOF	Jr	12	49	4.1
3. Francis Alonso-UNCG	Jr	11	37	3.4
4. Nat Dixon-UTC	Jr	12	32	2.7
5. Triston Chambers-SAM	So	13	34	2.6
6. Bubba Parham-VMI	Fr	11	28	2.5
7. D. Denzel-Dyson-SAM	Sr	13	31	2.4
8. Ross Cummings-MER	So	9	20	2.2
9. Marvin Smith-UNCG	Sr	11	24	2.2
Austin Vereen-VMI	Jr	11	24	2.2
11. Trevor Stumpe-WOF	So	12	26	2.2
12. Andrew Brown-FUR	Jr	11	23	2.1
13. Devontavius Payne-ETSU	Sr	12	25	2.1
Makale Foreman-UTC	So	12	25	2.1
Jordan Lyons-FUR	So	12	25	2.1

BLOCKED SHOTS				
	Cl	G	No.	Avg/G
1. Zane Najdawi-CIT	Jr	11	24	2.2
2. James Dickey-UNCG	So	11	20	1.8
3. Eric Adams-SAM	Sr	13	19	1.5
4. Fred Iruafemi-VMI	Sr	11	15	1.4
5. Cameron Jackson-WOF	Jr	10	13	1.3
6. Peter Jurkin-ETSU	Sr	12	15	1.3
7. Makinde London-UTC	Jr	9	9	1.0
8. Desonta Bradford-ETSU	Sr	12	10	0.8
9. Matt Rafferty-FUR	Jr	12	9	0.8
10. Stephon Jelks-MER	Sr	11	8	0.7
11. Devontavius Payne-ETSU	Sr	12	8	0.7
12. Marvin Smith-UNCG	Sr	11	7	0.6
13. Joshua Phillips-UTC	Sr	12	7	0.6
Nat Dixon-UTC	Jr	12	7	0.6
15. Mike Amius-WCU	Jr	11	6	0.5
Marc Gosselin-WCU	Jr	11	6	0.5
Kyrin Galloway-UNCG	So	11	6	0.5
Bo Hodges-ETSU	Fr	11	6	0.5

ASSIST/TURNOVER RATIO					
	Cl	G	Ast.	T/O	Ratio
1. Daniel Fowler-FUR	Sr	12	41	16	2.6
2. Jordan Strawberry-MER	Sr	11	43	17	2.5
3. Storm Murphy-WOF	Fr	12	48	19	2.5
4. Demetrius Troy-UNCG	Jr	11	54	23	2.3
5. Josh Sharkey-SAM	So	13	80	35	2.3
6. Jermaine Long-ETSU	Sr	12	45	20	2.3
7. Justin Coleman-SAM	Jr	13	85	38	2.2
8. Frankie Johnson-CIT	So	11	58	29	2.0
9. Desonta Bradford-ETSU	Sr	12	48	25	1.9
10. Deriece Parks-WCU	Sr	11	34	23	1.5
11. Jalan McCloud-ETSU	Sr	11	38	26	1.5
12. Rodney Chatman-UTC	So	12	64	46	1.4
13. Marcus Cohen-MER	Fr	11	33	28	1.2

2017-18 Southern Conference
INDIVIDUAL BASKETBALL STATISTICS
Through games of Feb 07, 2018 (Conference games only)

OFFENSIVE REBOUNDS	Cl	G	No.	Avg/G
1. Desmond Ringer-MER	Sr	11	36	3.3
2. James Dickey-UNCG	So	11	35	3.2
3. Mladen Armus-ETSU	Fr	12	29	2.4
Matt Rafferty-FUR	Jr	12	29	2.4
5. Stephon Jelks-MER	Sr	11	26	2.4
Mike Amius-WCU	Jr	11	26	2.4
7. Joshua Phillips-UTC	Sr	12	28	2.3
8. Marc Gosselin-WCU	Jr	11	23	2.1
9. Kaelon Harris-CIT	So	10	20	2.0
10. Eric Adams-SAM	Sr	13	25	1.9
11. Trevor Stumpe-WOF	So	12	22	1.8
12. Marvin Smith-UNCG	Sr	11	20	1.8
13. Cameron Jackson-WOF	Jr	10	18	1.8
14. Tyler Creammer-VMI	So	11	19	1.7
15. Derrick Brooks-WOF	Sr	10	17	1.7

DEFENSIVE REBOUNDS	Cl	G	No.	Avg/G
1. Makinde London-UTC	Jr	9	51	5.7
2. Stephon Jelks-MER	Sr	11	62	5.6
3. Desonta Bradford-ETSU	Sr	12	61	5.1
4. James Dickey-UNCG	So	11	54	4.9
5. Zane Najdawi-CIT	Jr	11	53	4.8
6. Derrick Brooks-WOF	Sr	10	48	4.8
7. Austin Vereen-VMI	Jr	11	52	4.7
8. Mike Amius-WCU	Jr	11	50	4.5
Marc Gosselin-WCU	Jr	11	50	4.5
10. Kaelon Harris-CIT	So	10	45	4.5
11. Marvin Smith-UNCG	So	11	49	4.5
12. Desmond Ringer-MER	Sr	11	48	4.4
Devin Sibley-FUR	Sr	11	48	4.4
14. Rodney Chatman-UTC	So	12	51	4.3
Matt Rafferty-FUR	Jr	12	51	4.3

MINUTES PLAYED	Cl	G	No.	Avg/G
1. Nat Dixon-UTC	Jr	12	473	39.4
2. Rodney Chatman-UTC	So	12	455	37.9
3. Makale Foreman-UTC	So	12	451	37.6
4. Justin Coleman-SAM	Jr	13	446	34.3
5. Fletcher Magee-WOF	Jr	12	402	33.5
6. Desonta Bradford-ETSU	Sr	12	399	33.2
7. Deriece Parks-WCU	Sr	11	364	33.1
8. Bubba Parham-VMI	Fr	11	356	32.4
9. Austin Vereen-VMI	Jr	11	355	32.3
10. D. Denzel-Dyson-SAM	Sr	13	410	31.5

2017-18 Southern Conference
Conference Team Highs
Through games of Feb 07, 2018 (Conference games only)

TEAM HIGHS (highest totals made by)

Points	110	The Citadel vs Chattanooga (01/13/18)
	109	Wofford vs The Citadel (01/06/18)
	107	Furman vs The Citadel (01/04/18)
	107	Samford at The Citadel (01/11/18)
	101	Chattanooga at The Citadel (01/13/18)
Margin	41 (89-48)	ETSU vs VMI (01/13/18)
	40 (107-67)	Furman vs The Citadel (01/04/18)
	39 (92-53)	Wofford vs VMI (01/04/18)
	34 (100-66)	Furman vs Western Carolina (01/27/18)
	31 (81-50)	Mercer vs Samford (01/13/18)
Field goals made	39	Furman vs The Citadel (01/04/18)
	39	Samford at The Citadel (01/11/18)
	38	ETSU vs Samford (02/01/18)
	37	Chattanooga at The Citadel (01/13/18)
	37	The Citadel vs Chattanooga (01/13/18)
Field goal attempts	79	Chattanooga at The Citadel (01/13/18)
	76	Western Carolina at The Citadel (12/30/17)
	76	VMI at Samford (01/29/18)
	76	UNCG at Chattanooga (01/29/18)
	75	The Citadel at Wofford (01/06/18)
Field goal percentage	.642 (34-53)	UNCG at Samford (01/27/18)
	.619 (39-63)	Samford at The Citadel (01/11/18)
	.617 (29-47)	Samford vs Chattanooga (12/30/17)
	.617 (37-60)	The Citadel vs Chattanooga (01/13/18)
	.608 (31-51)	ETSU at Samford (01/04/18)
3-Pt FG made	18	Samford at The Citadel (01/11/18)
	17	Furman vs The Citadel (01/04/18)
	17	Chattanooga at The Citadel (01/13/18)
	16	Furman at VMI (12/30/17)
	16	UNCG at Samford (01/27/18)
3-Pt FG attempts	44	The Citadel vs Western Carolina (12/30/17)
	42	The Citadel vs Samford (01/11/18)
	40	Furman vs The Citadel (01/04/18)
	40	The Citadel at Wofford (01/06/18)
	40	Chattanooga at The Citadel (01/13/18)
3-Pt percentage	.762 (16-21)	UNCG at Samford (01/27/18)
	.591 (13-22)	Wofford vs VMI (01/04/18)
	.563 (18-32)	Samford at The Citadel (01/11/18)
	.563 (9-16)	ETSU vs Chattanooga (02/03/18)
	.556 (10-18)	ETSU at Mercer (12/31/17)
Free throws made	.556 (10-18)	VMI at Chattanooga (01/27/18)
	29	Wofford vs The Citadel (01/06/18)
	29	Chattanooga vs UNCG (01/29/18)
	27	ETSU at The Citadel (01/29/18)
	25	Samford vs UNCG (01/27/18)
Free throw attempts	25	Samford vs VMI (01/29/18)
	38	Chattanooga vs UNCG (01/29/18)
	37	Wofford vs The Citadel (01/06/18)
	35	Western Carolina at The Citadel (12/30/17)
	33	The Citadel vs Western Carolina (12/30/17)
Free throw percentage	33	The Citadel at Wofford (01/06/18)
	33	ETSU at The Citadel (01/29/18)
	1.000 (7-7)	Wofford vs VMI (01/04/18)
	.933 (14-15)	Samford at Wofford (02/07/18)
	.917 (11-12)	Samford at Furman (01/20/18)

	.893	(25-28)	Samford vs VMI (01/29/18)
	.889	(16-18)	Wofford at Mercer (02/03/18)
	.889	(8-9)	VMI at Western Carolina (01/15/18)
Rebounds	56		Western Carolina at The Citadel (12/30/17)
	55		Chattanooga vs Samford (01/24/18)
	51		Western Carolina vs Samford (02/03/18)
	50		The Citadel vs Western Carolina (12/30/17)
	50		Mercer at VMI (01/18/18)
Assists	31		Furman vs The Citadel (01/04/18)
	28		Samford at The Citadel (01/11/18)
	25		UNCG at Samford (01/27/18)
	24		ETSU at Samford (01/04/18)
	24		The Citadel vs Samford (01/11/18)
	24		The Citadel vs Chattanooga (01/13/18)
Steals	17		The Citadel at Wofford (01/06/18)
	12		Western Carolina at The Citadel (12/30/17)
	12		Western Carolina at Chattanooga (01/04/18)
	12		Mercer at Western Carolina (01/10/18)
	12		VMI at Samford (01/29/18)
Blocked shots	8		ETSU at The Citadel (01/29/18)
	7		ETSU vs UNCG (01/11/18)
	7		The Citadel vs Chattanooga (01/13/18)
	7		The Citadel vs Wofford (02/01/18)
	6		The Citadel vs Western Carolina (12/30/17)
	6		Wofford vs Furman (01/13/18)
	6		Western Carolina vs VMI (01/15/18)
	6		UNCG vs Furman (01/24/18)
Turnovers	23		VMI at UNCG (02/01/18)
	22		The Citadel vs Western Carolina (12/30/17)
	22		Chattanooga vs Samford (01/24/18)
	21		Samford at The Citadel (01/11/18)
	21		UNCG at Western Carolina (01/13/18)
Fouls	28		The Citadel vs Western Carolina (12/30/17)
	28		UNCG at Chattanooga (01/29/18)
	26		Western Carolina at The Citadel (12/30/17)
	26		The Citadel at Wofford (01/06/18)
	26		Mercer at UNCG (01/20/18)

2017-18 Southern Conference
Conference Individual Highs
Through games of Feb 07, 2018 (Conference games only)

INDIVIDUAL PLAYER GAME HIGHS

Points	37		Zane Najdawi (The Citadel) vs Chattanooga (01/13/18)
	34		Triston Chambers (Samford) vs VMI (01/29/18)
	31		Matt Frierson (The Citadel) vs Chattanooga (01/13/18)
	31		Fletcher Magee (Wofford) at Samford (01/18/18)
	31		Desonta Bradford (ETSU) vs Samford (02/01/18)
Field goals made	15		Zane Najdawi (The Citadel) vs Chattanooga (01/13/18)
	12		Justin Coleman (Samford) vs Chattanooga (12/30/17)
	12		Mike Amius (Western Carolina) at Chattanooga (01/04/18)
	12		Desonta Bradford (ETSU) vs Samford (02/01/18)
	12		Mike Amius (Western Carolina) vs Samford (02/03/18)
Field goal attempts	25		Bubba Parham (VMI) at Chattanooga (01/27/18)
	21		Francis Alonso (UNCG) at Chattanooga (01/29/18)
	19		Fletcher Magee (Wofford) at UNCG (12/30/17)
	19		Fletcher Magee (Wofford) at Samford (01/18/18)
	19		Fletcher Magee (Wofford) vs Chattanooga (01/20/18)
	19		D. Denzel-Dyson (Samford) at Chattanooga (01/24/18)
	19		D. Denzel-Dyson (Samford) vs UNCG (01/27/18)
Field goal percentage	1.000	(9-9)	Desmond Ringer (Mercer) at ETSU (01/24/18)
	.882	(15-17)	Zane Najdawi (The Citadel) vs Chattanooga (01/13/18)
	.857	(12-14)	Mike Amius (Western Carolina) vs Samford (02/03/18)
	.818	(9-11)	Fletcher Magee (Wofford) vs VMI (01/04/18)
	.818	(9-11)	Eric Adams (Samford) at Western Carolina (02/03/18)
3-Pt FG made	9		Matt Frierson (The Citadel) vs Chattanooga (01/13/18)
	8		Fletcher Magee (Wofford) at Samford (01/18/18)
	8		Francis Alonso (UNCG) at Samford (01/27/18)
	8		Triston Chambers (Samford) vs VMI (01/29/18)
	6		Francis Alonso (UNCG) vs Wofford (12/30/17)
	6		Fletcher Magee (Wofford) at UNCG (12/30/17)
	6		Fletcher Magee (Wofford) vs VMI (01/04/18)
	6		Matt Halvorsen (Western Carolina) at Samford (01/06/18)
	6		Triston Chambers (Samford) at The Citadel (01/11/18)
	6		Makale Foreman (Chattanooga) at The Citadel (01/13/18)
	6		Jalan McCloud (ETSU) vs Mercer (01/24/18)
	6		Ross Cummings (Mercer) vs Wofford (02/03/18)
3-Pt FG attempts	18		Matt Frierson (The Citadel) vs Chattanooga (01/13/18)
	16		Francis Alonso (UNCG) at Chattanooga (01/29/18)
	15		Fletcher Magee (Wofford) at Samford (01/18/18)
	14		Matt Halvorsen (Western Carolina) at Samford (01/06/18)
	14		Fletcher Magee (Wofford) vs Western Carolina (01/29/18)
3-Pt percentage	1.000	(5-5)	Keith Smith (VMI) vs Mercer (01/18/18)
	1.000	(5-5)	Garrett Gilkeson (VMI) at Chattanooga (01/27/18)
	.889	(8-9)	Francis Alonso (UNCG) at Samford (01/27/18)
	.857	(6-7)	Jalan McCloud (ETSU) vs Mercer (01/24/18)
	.750	(6-8)	Fletcher Magee (Wofford) vs VMI (01/04/18)
	.750	(6-8)	Triston Chambers (Samford) at The Citadel (01/11/18)
	.750	(6-8)	Ross Cummings (Mercer) vs Wofford (02/03/18)
Free throws made	16		Josh Sharkey (Samford) vs UNCG (01/27/18)
	10		Trevor Stumpe (Wofford) vs The Citadel (01/06/18)
	9		Desonta Bradford (ETSU) vs Mercer (01/24/18)
	9		Matt Halvorsen (Western Carolina) at Furman (01/27/18)
	9		Jordan Strawberry (Mercer) vs The Citadel (01/27/18)
	9		Bo Hodges (ETSU) at The Citadel (01/29/18)
	9		Nat Dixon (Chattanooga) vs UNCG (01/29/18)
	9		Rodney Chatman (Chattanooga) vs UNCG (01/29/18)
	9		Matt Frierson (The Citadel) vs Furman (02/03/18)

Free throw attempts	18		Josh Sharkey (Samford) vs UNCG (01/27/18)
	13		Mike Amius (Western Carolina) vs UNCG (01/13/18)
	12		Trevor Stumpe (Wofford) vs The Citadel (01/06/18)
	11		Joshua Phillips (Chattanooga) vs ETSU (01/06/18)
	11		Rodney Chatman (Chattanooga) vs UNCG (01/29/18)
	11		Zane Najdawi (The Citadel) vs Furman (02/03/18)
Free throw percentage	1.000	(9-9)	Matt Halvorsen (Western Carolina) at Furman (01/27/18)
	1.000	(9-9)	Nat Dixon (Chattanooga) vs UNCG (01/29/18)
	1.000	(9-9)	Matt Frierson (The Citadel) vs Furman (02/03/18)
	1.000	(8-8)	Desmond Ringer (Mercer) at Furman (01/06/18)
	1.000	(8-8)	Desonta Bradford (ETSU) at The Citadel (01/29/18)
Rebounds	19		Makinde London (Chattanooga) vs Samford (01/24/18)
	14		Mike Amius (Western Carolina) vs Samford (02/03/18)
	13		Cameron Jackson (Wofford) vs The Citadel (01/06/18)
	13		Alex Thompson (Samford) vs Wofford (01/18/18)
	13		Peter Jurkin (ETSU) vs Chattanooga (02/03/18)
Assists	13		Justin Coleman (Samford) at The Citadel (01/11/18)
	12		Justin Coleman (Samford) vs Wofford (01/18/18)
	11		Demetrius Troy (UNCG) at Samford (01/27/18)
	10		Josh Sharkey (Samford) at Western Carolina (02/03/18)
	9		Josh Sharkey (Samford) vs ETSU (01/04/18)
	9		Jermaine Long (ETSU) at Samford (01/04/18)
	9		Justin Coleman (Samford) vs Western Carolina (01/06/18)
	9		Rodney Chatman (Chattanooga) at Wofford (01/20/18)
	9		Desonta Bradford (ETSU) vs Mercer (01/24/18)
	9		Frankie Johnson (The Citadel) vs Furman (02/03/18)
Steals	9		Justin Coleman (Samford) at Wofford (02/07/18)
	8		Desmond Johnson (Western Carolina) at The Citadel (12/30/17)
	5		Quayson Williams (The Citadel) at Wofford (01/06/18)
	5		Frankie Johnson (The Citadel) at VMI (01/20/18)
	4		Mike Amius (Western Carolina) at Chattanooga (01/04/18)
	4		Ria'n Holland (Mercer) at Western Carolina (01/10/18)
	4		Devontavius Payne (ETSU) vs VMI (01/13/18)
	4		Cameron Jackson (Wofford) vs Furman (01/13/18)
	4		Desmond Johnson (Western Carolina) vs VMI (01/15/18)
	4		Garrett Gilkeson (VMI) at Western Carolina (01/15/18)
	4		Marvin Smith (UNCG) vs The Citadel (01/18/18)
	4		Josh Sharkey (Samford) vs UNCG (01/27/18)
	4		Fletcher Magee (Wofford) vs ETSU (01/27/18)
	4		Keith Smith (VMI) at Samford (01/29/18)
	4		Trevor Stumpe (Wofford) vs Western Carolina (01/29/18)
	4		Cameron Jackson (Wofford) at The Citadel (02/01/18)
	4		Eric Adams (Samford) at ETSU (02/01/18)
	4		Marc Gosselin (Western Carolina) vs Chattanooga (02/01/18)
	4		Alex Reed (The Citadel) vs Furman (02/03/18)
	4		Rodney Chatman (Chattanooga) at ETSU (02/03/18)
4		Triston Chambers (Samford) at Wofford (02/07/18)	
Blocked shots	6		Zane Najdawi (The Citadel) vs Western Carolina (12/30/17)
	4		Zane Najdawi (The Citadel) vs Wofford (02/01/18)
	3		Eric Adams (Samford) vs Chattanooga (12/30/17)
	3		James Dickey (UNCG) vs Wofford (12/30/17)
	3		Cameron Jackson (Wofford) at UNCG (12/30/17)
	3		Matt Rafferty (Furman) at VMI (12/30/17)
	3		Nat Dixon (Chattanooga) vs ETSU (01/06/18)
	3		Peter Jurkin (ETSU) at Chattanooga (01/06/18)
	3		Zane Najdawi (The Citadel) vs Chattanooga (01/13/18)
3		Kaelon Harris (The Citadel) vs Chattanooga (01/13/18)	
3		Eric Adams (Samford) at Mercer (01/13/18)	

	3	Marc Gosselin (Western Carolina) vs VMI (01/15/18)
	3	James Dickey (UNCG) vs The Citadel (01/18/18)
	3	Fred Iruafemi (VMI) vs Mercer (01/18/18)
	3	Eric Adams (Samford) at Chattanooga (01/24/18)
	3	Devontavius Payne (ETSU) at Wofford (01/27/18)
	3	Zane Najdawi (The Citadel) vs ETSU (01/29/18)
	3	James Dickey (UNCG) at Chattanooga (01/29/18)
	3	Zane Najdawi (The Citadel) vs Furman (02/03/18)
Turnovers	12	Rodney Chatman (Chattanooga) vs UNCG (01/29/18)
	8	Frankie Johnson (The Citadel) vs Western Carolina (12/30/17)
	6	D. Denzel-Dyson (Samford) vs Chattanooga (12/30/17)
	6	Makinde London (Chattanooga) at Samford (12/30/17)
	6	Quayson Williams (The Citadel) at Furman (01/04/18)
	6	Marc Gosselin (Western Carolina) vs Mercer (01/10/18)
	6	Fletcher Magee (Wofford) vs Furman (01/13/18)
	6	Makinde London (Chattanooga) at Wofford (01/20/18)
	6	Marcus Cohen (Mercer) vs The Citadel (01/27/18)