



# SOUTHERN CONFERENCE MEN'S BASKETBALL

# 2022-23



702 North Pine Street, Spartanburg, SC 29303 • 864-591-5100 • Fax: 864-591-3448

Phil Perry, Associate Commissioner for Media Relations (MBK contact)

facebook.com/SouthernConference • twitter.com/SoConSports • instagram.com/SouthernConference

## 2022-23 SOUTHERN CONFERENCE BASKETBALL STANDINGS

	Conference					Overall					
	W-L	Pct.	H	A	ST	W-L	Pct.	H	A	N	ST
Furman	12-2	.857	6-1	6-1	W8	21-6	.778	13-2	7-2	1-2	W8
Samford	12-2	.857	7-0	5-2	W4	18-9	.667	12-2	6-7	0-0	W4
UNCG	12-2	.857	6-2	6-0	W4	18-9	.667	10-3	7-4	1-2	W4
Western Carolina	7-7	.500	4-3	3-4	L1	14-13	.519	7-5	5-8	2-0	L1
Chattanooga	6-8	.429	4-3	2-5	W2	14-13	.519	9-5	5-8	0-0	W2
ETSU	6-8	.429	2-5	4-3	W1	10-17	.370	5-9	4-7	1-1	W1
Wofford	5-9	.357	3-4	2-5	L4	13-14	.481	10-4	3-10	0-0	L4
Mercer	5-9	.357	2-5	3-4	L2	12-15	.444	6-6	4-8	2-1	L2
The Citadel	4-10	.286	2-5	2-5	L5	9-18	.333	4-8	4-9	1-1	L6
VMI	1-13	.071	0-6	1-7	L3	6-21	.222	5-6	1-13	0-2	L3

## UPCOMING SCHEDULE (ALL TIMES EASTERN)

### Feb. 15 (Wednesday)

- \*Furman at The Citadel, 7 p.m. ESPN+
- \*Chattanooga at VMI, 7 p.m. ESPN+
- \*ETSU at Western Carolina, 7 p.m. ESPN+
- \*Mercer at Wofford, 7 p.m. ESPN+
- \*UNCG at Samford, 7:30 p.m. ESPN+

### Feb. 18 (Saturday)

- \*UNCG at Chattanooga, 12 p.m. CBSN
- \*Wofford at The Citadel, 1 p.m. ESPN+
- \*Samford at VMI, 1 p.m. Nexstar/ESPN+
- \*Western Carolina at Mercer, 2 p.m. ESPN+

### Ingles SoCon Games of the Week Nexstar affiliates

- WMYT/My 12 (Charlotte)
- WVCW/The CW Virginia (Lynchburg/Roanoke)
- WYCW/The CW62 (Greenville/Spartanburg/Asheville)

**Play-by-play:** David Jackson  
**Analyst:** Ralph Patterson

### Feb. 19 (Sunday)

- \*ETSU at Furman, 6 p.m. ESPN

### Feb. 22 (Wednesday)

- \*The Citadel at ETSU, 7 p.m. ESPN+
- \*Mercer at Furman, 7 p.m. ESPN+
- \*Western Carolina at UNCG, 7 p.m. ESPN+
- \*Samford at Chattanooga, 7 p.m. ESPN+
- \*Wofford at VMI, 7 p.m. ESPN+

### Feb. 25 (Saturday)

- \*The Citadel at Mercer, 2 p.m. ESPN+
- \*Furman at Samford, 3 p.m. ESPN+
- \*UNCG at ETSU, 4 p.m. WCYB/ESPN+
- \*VMI at Western Carolina, 4 p.m. ESPN+
- \*Chattanooga at Wofford, 7 p.m. ESPN+

## SoCon PLAYER OF THE WEEK (2/13)

### Tre Jackson, R-Jr., G, Western Carolina

Western Carolina guard Tre Jackson has been named the Southern Conference Men's Basketball Player of the Week for all contests from Feb. 6-12 after averaging 37.0 points and 3.5 rebounds per game in a pair of conference contests on the week.

Jackson opened his week with a career-high 47 points, a program record at the Division I level, in Western Carolina's 95-91, double-overtime win at Wofford on Wednesday. The redshirt junior from Columbia, South Carolina, went 14-for-21 (.667) from the floor, matching the program record for made field goals, and was 8-for-15 from 3-point range and 11-for-11 from the free-throw line. Jackson, who had 43 of his points in regulation and added two steals and three rebounds on the day, scored the most points by a SoCon player and the second-most points by a Division I player this season. His 47 points were the most scored by a SoCon player since Furman's Jordan Lyons scored 54 points against North Greenville on Nov. 15, 2018.

Jackson followed his career game with another impressive effort in Saturday's 93-59 loss at league-leading Furman, scoring a game-high 27 points on 10-of-18 shooting (.556). He hit two of his five 3-point attempts (.400) and was 5-for-5 from the line in addition to grabbing four rebounds and recording an assist.

For the week, Jackson shot 61.5 percent from the floor (24-for-39), including a 10-for-20 effort from 3-point range (.500). He was perfect on 16 free-throw attempts.



## NOTES

• A battle between first-place squads UNCG and Samford highlights Wednesday's five-game Southern Conference slate.

• Furman, UNCG and Samford are tied atop the SoCon standings with identical 12-2 records in league play, five games clear of the rest of the pack.

• Samford looks to complete the regular-season sweep of UNCG when the teams meet in Birmingham, Alabama, on Wednesday. The Bulldogs, who topped UNCG 70-68 on its home floor on Jan. 7, downed The Citadel 76-70 on Saturday for their fourth straight win. Jermaine Marshall had 23 points and seven rebounds, both game highs, off the bench for Samford.

• UNCG, which has also won four straight, topped Wofford 97-89 in overtime on Sunday. The Spartans put five players in double figures, including a team-best 27 points from Keyshaun Langley, while Mohammed Abdulsalam had 19 points and 14 rebounds.

• Furman, which held steady at No. 10 in the CollegeInsider.com Mid-Major Top 25 this week, visits The Citadel on Wednesday. The Paladins, who have won eight straight, got 17 points each from Marcus Foster and Jalen Slawson in Saturday's 93-59 win over Western Carolina.

• The Citadel, which faces its second straight first-place squad, got 21 points from Austin Ash in Saturday's loss at Samford. Ash, who hit 5 3-pointers in both meetings against the Bulldogs this season, has hit at least a pair of triples in 25 of his 27 games this season.

• Chattanooga coach Dan Earl, who spent seven years as VMI's head coach, makes his return to Lexington, Virginia, on Wednesday. UTC leading scorer and rebounder Jake Stephens, who hasn't played since Jan. 18 because of an injury, spent the first four years of his career at VMI. The Mocs have won two straight entering Wednesday's game, including Saturday's 73-56 win over Mercer.

• VMI fell in a tight affair at ETSU on Friday, 69-65. All five VMI starters were in double figures, led by Tony Felder Jr.'s 18 points, in a contest that featured nine lead changes and seven ties. Senior Sean Conway needs just one point for 1,000 for his career.

• Western Carolina, which hosts ETSU on Wednesday, got a game-high 27 points from Tre Jackson in Saturday's loss at Furman. Jackson, who had a career-high 47 points in a 95-91 win at Wofford on Feb. 8, averaged 37 points in two games last week.

• ETSU got 18 points from Jordan King in Friday's win over VMI, its 13th straight over the Keydets in Johnson City, Tennessee. Jalen Haynes and Justice Smith added 12 points each for the Bucs, who shot 52 percent (13-for-25) in the second half.

• Wofford hosts Mercer on Wednesday. The Terriers, who picked up a 53-52 win over the Bears on Jan. 4 for their first league win of the season, took league-leading UNCG to overtime on Sunday. B.J. Mack scored a game-high 28 points and added 11 rebounds.

• Mercer led Chattanooga 38-33 at the half Saturday but shot just 26.9 percent (7-for-26) in the second half to surrender the lead. JalyN McCreary led the Bears with 16 points.

## ACTIVE SoCON CAREER LEADERS\*

Points scored	(SoCon career rank)
1,876	Mike Bothwell, FUR, 5th
1,851	Jake Stephens, UTC, Gr.
1,371	Bubba Parham, SAM, Sr.
1,368	Jalen Slawson, FUR, 5th
1,090	Keyshaun Langley, UNCG, Sr.

Points scored per game (min. 800 points)	
15.40	Bubba Parham (1,371/89 GP), SAM, Sr.
14.42	Jordan King (851/59), ETSU, Jr.
13.78	B.J. Mack (1,089/79), WOF, Sr.
13.22	Jake Stephens (1,851/140), UTC, Gr.
12.68	Mike Bothwell (1,876/148), FUR, 5th

Field-goal percentage (min. 240 made)	
.631	Messiah Jones (309-490), WOF, Sr.
.533	Stephen Clark (400-750), CIT, Sr.
.521	Mohammed Abdulsalam (303-582), UNCG, Gr.
.519	Logan Dye (421-811), SAM, Sr.
.517	Jalen Slawson (490-948), FUR, 5th

3-point field goals made	
231	Jake Stephens, UTC, Gr.
221	Bubba Parham, SAM, Sr.
202	Keyshaun Langley, UNCG, Sr.
199	Sean Conway, VMI, Sr.
186	Mike Bothwell, FUR, 5th

3-point field-goal percentage (min. 120 made)	
.384	Jake Stephens (231-602), UTC, Gr.
.370	Bubba Parham (221-597), SAM, Sr.
.370	A.J. Caldwell (160-433), UTC, R-Sr.
.369	Sean Conway (199-539), VMI, Sr.
.368	Jordan King (151-410), ETSU, Jr.

Free-throw percentage (min. 110 made)	
.825	Keyshaun Langley (170-206), UNCG, Sr.
.825	Mike Bothwell (354-429), FUR, 5th
.813	B.J. Mack (182-224), WOF, Sr.
.812	Jake Stephens (358-441), UTC, Gr.
.810	Ques Glover (175-216), SAM, Jr.

Rebounds	
934	Jake Stephens, UTC, Gr.
776	Jalen Slawson, FUR, 5th
695	Mohammed Abdulsalam, UNCG, Gr.
561	Sean Conway, VMI, Sr.
520	Stephen Clark, CIT, Sr.

Rebounds per game (min. 280 rebounds)	
7.36	Jermaine Marshall (405/55 GP), SAM, Jr.
6.67	Jake Stephens (934/140), UTC, Gr.
6.58	Vonterius Woolbright (349/53), WCU, Sr.
5.39	Jalen Slawson (776/144), FUR, 5th
5.16	B.J. Mack (408/79), WOF, Sr.

Blocked shots	
200	Jake Stephens, UTC, Gr.
181	Stephen Clark, CIT, Sr.
169	Jalen Slawson, FUR, 5th
67	Logan Dye, SAM, Sr.
61	Tyler Harris, WCU, Sr.

Steals	
183	Jalen Slawson, FUR, 5th
155	Keyshaun Langley, UNCG, Sr.
153	Mike Bothwell, FUR, 5th
139	Kobe Langley, UNCG, Sr.
99	A.J. Caldwell, UTC, R-Sr.

Assists	
355	Jake Stephens, UTC, Gr.
354	Mike Bothwell, FUR, 5th
344	Jalen Slawson, FUR, 5th
279	Keyshaun Langley, UNCG, Sr.
267	Stephen Clark, CIT, Sr.

Assists per game (min. 150 assists)	
4.25	Vonterius Woolbright (225/53 GP), WCU, Sr.
3.64	Ques Glover (160/44), SAM, Jr.
3.19	Dante Treacy (188/59), UNCG, Sr.
2.85	Bubba Parham (254/89), SAM, Sr.
2.68	Jordan King (158/59), ETSU, Jr.

\* Stats accrued at SoCon schools only

## SoCON RECORD BOOK

	TEAM	
<b>3-point field goals made</b>		
<b>Game</b>		
1.	24	VMI vs. Furman 2/12/15
2.	23	The Citadel vs. Mid-Atlantic Christian 11/12/18
	23	The Citadel vs. High Point 11/27/18
4.	22	Georgia Southern vs. Chattanooga 1/17/05
	22	The Citadel vs. UNCG 2/28/19
	22	Samford vs. Belhaven 12/21/20
	22	Furman vs. North Greenville 11/9/21
	22	VMI vs. Carlow 11/9/21
	22	<b>Chattanooga vs. Covenant 11/19/22</b>
10.	21	Furman vs. Virginia Intermont 12/29/04
	21	VMI vs. Johnson 11/18/14
	21	The Citadel vs. Ogelthorpe 11/10/17
	21	Furman vs. North Greenville 11/15/18
	21	VMI vs. Campbellsville-Harrodsburg 12/15/20
	21	Furman vs. South Carolina State 12/21/20
	21	<b>Furman vs. Western Carolina 1/19/22</b>

	Rebounds	
<b>Game</b>		
1.	78	George Wash. vs. Georgetown 1968-69
2.	76	Davidson vs. VMI 1/8/70
3.	70	VMI vs. Mid-Atlantic Christian 12/2/14
4.	69	<b>The Citadel vs. Morris 11/15/22</b>
5.	68	Davidson vs. Emory 11/9/07
6.	67	The Citadel vs. Clemson 11/25/00
	67	The Citadel vs. Johnson 11/13/16
8.	65	Georgia Southern vs. UC Davis 11/12/06
9.	64	ETSU vs. Reinhardt 12/3/18
	64	<b>Western Carolina vs. Brescia 11/13/22</b>

	Free-throw percentage	
<b>Game (minimum 14 made)</b>		
	Pct.	FT-FTA
1.	100.0	31-31 Marshall vs. Davidson 12/17/79
2.	21-21	Davidson vs. Chattanooga 1/14/78
	21-21	The Citadel vs. Col. of Charleston 1/13/88
4.	20-20	The Citadel vs. Army 11/9/13
5.	19-19	Davidson vs. Furman 1/10/63
	19-19	The Citadel vs. VMI 1968
	19-19	ETSU vs. UNCG 3/6/17
8.	18-18	Western Caro. vs. Davidson 1/5/02
	18-18	The Citadel vs. ETSU 2/26/15
10.	17-17	Western Carolina vs. App State 1/15/11
	17-17	<b>The Citadel at VMI 1/21/23</b>

	INDIVIDUAL	
<b>Blocked shots</b>		
<b>Career</b>		
1.	349	Kyle Hines, UNCG 2004-08
2.	308	Rans Brempong, WCU 2001-05
3.	270	Justin Tuoyo, UTC 2014-17
4.	269	George Singleton, FUR 1981-84
5.	238	Jody Lumpkin, CofC 1998-01
6.	222	James Dickey, UNCG 2016-20
7.	220	Jeremy Clayton, APP 2004-08
8.	215	Kirill Misyuchenko, CIT 1995-98
9.	213	Lucas Troutman, Elon 2010-14
10.	202	Lewis Preston, VMI 1990-93
---		
	200	<b>Jake Stephens, VMI/UTC 2018-pr.</b>

## SoCON COACHING RECORDS

Career (yrs.)	School (yrs.)	SoCon (yrs.)
191-238 (14th)	58-94 (5th)	33-57 (5th)
25-34 (2nd)	Same	13-19 (2nd)
132-53 (6th)	Same	75-26 (6th)
77-101 (6th)	60-57 (4th)	32-35 (4th)
209-174 (12th)	35-24 (2nd)	21-11 (2nd)
45-33 (3rd)	Same	24-19 (3rd)
87-152 (8th)	14-13 (1st)	40-96 (8th)
6-21 (1st)	Same	1-13 (1st)
25-34 (2nd)	Same	12-20 (2nd)
8-10 (1st)	Same	5-9 (1st)

Coach, school  
Ed Conroy, The Citadel  
Desmond Oliver, ETSU  
Bob Richey, Furman  
Greg Gary, Mercer  
Mike Jones, UNCG  
Bucky McMillan, Samford  
Dan Earl, Chattanooga  
Andrew Wilson, VMI  
Justin Gray, Western Carolina  
Dwight Perry, Wofford (interim)

## SoCON PLAYERS OF THE WEEK

Nov. 14	Jake Stephens, Gr., C, Chattanooga
Nov. 21	Mike Bothwell, 5th, G, Furman
Nov. 28	Jake Stephens, Gr., C, Chattanooga
Dec. 5	Jake Stephens, Gr., C, Chattanooga
Dec. 12	Jake Stephens, Gr., C, Chattanooga
Dec. 19	Jake Stephens, Gr., C, Chattanooga
Dec. 26	Jackson Paveletzke, Fr., G, Wofford
Jan. 2	Logan Dye, Sr., F, Samford
Jan. 9	Jake Stephens, Gr., C, Chattanooga
Jan. 16	Jordan King, Jr., G, ETSU
Jan. 23	Jermaine Marshall, Jr., F, Samford
Jan. 30	Jalyn McCreary, R-Jr., F, Mercer
Feb. 6	Jalen Slawson, 5th, F, Furman
Feb. 13	Tre Jackson, R-Jr., G, Western Carolina
Feb. 20	
Feb. 27	

## SoCON PLAYERS OF THE MONTH

November	Jake Stephens, Gr., C, Chattanooga
December	Jake Stephens, Gr., C, Chattanooga
January	Jalen Slawson, 5th, F, Furman
February	

## NATIONAL HONORS

**USBWA Oscar Robertson Trophy Midseason Watch List**  
Jake Stephens, Gr., C, Chattanooga

**Karl Malone Award Watch List**  
Jalen Slawson, 5th, F, Furman

**Lou Henson Award Watch List**  
Mike Bothwell, 5th, G, Furman  
Jalen Slawson, 5th, F, Furman  
Ques Glover, Jr., G, Samford  
Jake Stephens, Gr., C, Chattanooga

**Field of 68 National Player of the Week**  
Dec. 19.....Mike Bothwell, 5th, G, Furman

**USBWA Oscar Robertson National Player of the Week**  
Dec. 20.....Jake Stephens, Gr., C, Chattanooga

## DID YOU KNOW?

- First conducted in 1921, the SoCon men's basketball tournament is the nation's oldest college conference tournament. The 2023 tournament will be the 103rd edition.

- Furman's Frank Selvy scored an NCAA-record 100 points on Feb. 13, 1954. His record still stands.

- Western Carolina's Ronnie Carr hit the first 3-point basket in NCAA history on Nov. 29, 1980.

- Wofford's Fletcher Magee finished his career in 2019 as the NCAA Division I record-holder with 509 made 3-pointers.

## SPECIALTY STATS LEADERS

40-point games	Ovr.	SoCon
Jordan King, ETSU	1	1
Tre Jackson, WCU	1	1

30-point games	Ovr.	SoCon
Jake Stephens, UTC	4	2
Mike Bothwell, FUR	2	0
Jordan King, ETSU	1	1
Tre Jackson, WCU	1	1
Vonterius Woolbright, WCU	1	1

20-point games	Ovr.	SoCon
Mike Bothwell, FUR	10	4
Jake Stephens, UTC	10	3
Stephen Clark, CIT	9	4
Jalyn McCreary, MER	9	4
Jackson Paveletzke, WOF	8	4
Jalen Haynes, ETSU	7	5
B.J. Mack, WOF	7	5
Austin Ash, CIT	6	1
Jamal Johnson, UTC	6	4
Sean Conway, VMI	6	1
Jordan King, ETSU	5	4
Jalen Slawson, FUR	5	3
Logan Dye, SAM	5	4
Asher Woods, VMI	5	1
Tre Jackson, WCU	5	3
Vonterius Woolbright, WCU	5	4
Marcus Foster, FUR	4	3
Ques Glover, SAM	4	3
JP Pegues, FUR	3	1
Keondre Kennedy, UNCG	3	1
Keyshaun Langley, UNCG	3	3
Tony Felder, VMI	3	0
Tyzhaun Claude, WCU	3	1
Justice Smith, ETSU	2	1
Garrett Hein, FUR	2	1
Jermaine Marshall, SAM	2	2
Sam Alexis, UTC	2	1
Russell Jones Jr., WCU	2	2
Madison Durr, CIT	1	0
Elijah Morgan, CIT	1	0
Josh Taylor, ETSU	1	0
DeAnthony Tipler, ETSU	1	0
Luis Hurtado Jr., MER	1	0
Kamar Robertson, MER	1	0
Shawn Walker Jr., MER	1	0
Michael Zononi, MER	1	0
Mohammed Abdulsalam, UNCG	1	1
Mikael Brown-Jones, UNCG	1	0
Achor Achor, SAM	1	0
Rickey Bradley, VMI	1	0
Devin Butler, VMI	1	0
Tyler Houser, VMI	1	1
Carson McCorkle, WOF	1	1

20-rebound games	Ovr.	SoCon
Jake Stephens, UTC	1	0

10-rebound games	Ovr.	SoCon
Jake Stephens, UTC	11	4
Tyzhaun Claude, WCU	8	3
Jalen Slawson, FUR	7	3
Mohammed Abdulsalam, UNCG	5	3
Jaden Seymour, ETSU	4	2
David Craig, MER	4	0
Keondre Kennedy, UNCG	4	2
Jermaine Marshall, SAM	4	4
Taeshaud Jackson, VMI	4	4
Vonterius Woolbright, WCU	4	2
Stephen Clark, CIT	3	1
Luis Hurtado Jr., MER	3	1
Sean Conway, VMI	3	1
Messiah Jones, WOF	3	2
Jalen Haynes, ETSU	2	1
Josh Taylor, ETSU	2	0
Garrett Hein, FUR	2	0
Jalyn McCreary, MER	2	2
Mikael Brown-Jones, UNCG	2	1
Sam Alexis, UTC	2	0
Marcus Kell, WCU	2	0
Austin Ash, CIT	1	0
Madison Durr, CIT	1	1
David Maynard, CIT	1	0
Brady Spence, CIT	1	0
Jamarius Hairston, ETSU	1	1
Marcus Foster, FUR	1	1
Tyrese Hughey, FUR	1	0
Ben VanderWal, FUR	1	1
TJ Grant, MER	1	0
Jah Quinones, MER	1	1
Base Leyte, UNCG	1	0
Achor Achor, SAM	1	0
Bubba Parham, SAM	1	0
A.J. Staton-McCray, SAM	1	1
Demetrius Davis, UTC	1	0

Jamal Johnson, UTC	1	1
Rickey Bradley, VMI	1	0
Tyler Houser, VMI	1	1
Asher Woods, VMI	1	1
Marlow Gilmore, WCU	1	0
Kyler Filewich, WOF	1	0
B.J. Mack, WOF	1	1
Amarri Tice, WOF	1	0

10-assist games	Ovr.	SoCon
Vonterius Woolbright, WCU	2	2
Carter Whitt, FUR	1	1
Luis Hurtado Jr., MER	1	0
Jaron Rillie, SAM	1	1
Rickey Bradley, VMI	1	0
DJ Campbell, WCU	1	0
Jackson Paveletzke, WOF	1	0

5-block games	Ovr.	SoCon
Jake Stephens, UTC	3	1
Stephen Clark, CIT	2	2

5-steal games	Ovr.	SoCon
Jordan King, ETSU	1	1
Keyshaun Langley, UNCG	1	1
Jaron Rillie, SAM	1	1
A.J. Staton-McCray, SAM	1	1
Devin Butler, VMI	1	0
Russell Jones Jr., WCU	1	0
Corey Tripp, WOF	1	0

Double-doubles	Ovr.	SoCon
Jake Stephens, UTC	11	4
Tyzhaun Claude, WCU	8	3
Jalen Slawson, FUR	7	3
Vonterius Woolbright, WCU^	6	4
Luis Hurtado Jr., MER*	4	1
Mohammed Abdulsalam, UNCG	4	3
Keondre Kennedy, UNCG	4	2
Jermaine Marshall, SAM	4	4
Jaden Seymour, ETSU	3	1
David Craig, MER	3	0
Stephen Clark, CIT	2	1
Jalen Haynes, ETSU	2	1
Jalyn McCreary, MER	2	2
Sam Alexis, UTC	2	0
Sean Conway, VMI	2	0
Marcus Kell, WCU	2	0
Messiah Jones, WOF	2	1
Austin Ash, CIT	1	0
Madison Durr, CIT	1	1
Jamarius Hairston, ETSU	1	1
Josh Taylor, ETSU	1	0
Marcus Foster, FUR	1	1
Tyrese Hughey, FUR	1	0
Ben VanderWal, FUR	1	1
Base Leyte, UNCG	1	0
Achor Achor, SAM	1	0
Bubba Parham, SAM	1	0
A.J. Staton-McCray, SAM	1	1
Demetrius Davis, UTC	1	0
Jamal Johnson, UTC	1	1
Taeshaud Jackson, VMI	1	1
DJ Campbell, WCU*	1	0
Marlow Gilmore, WCU	1	0
Kyler Filewich, WOF	1	0
B.J. Mack, WOF	1	1
Jackson Paveletzke, WOF*	1	0

30/20 games	Ovr.	SoCon
Jake Stephens, UTC	1	0

30/10 games	Ovr.	SoCon
Jake Stephens, UTC	4	2
Vonterius Woolbright, WCU	1	1

20/20 games	Ovr.	SoCon
Jake Stephens, UTC	1	0

20/10 games	Ovr.	SoCon
Jake Stephens, UTC	9	3
Jalen Slawson, FUR	3	2
Stephen Clark, CIT	1	0
Jalen Haynes, ETSU	1	1
Marcus Foster, FUR	1	1
Jalyn McCreary, MER	1	1
Sam Alexis, UTC	1	0
Sean Conway, VMI	1	0
Tyzhaun Claude, WCU	1	0
Vonterius Woolbright, WCU	1	1
B.J. Mack, WOF	1	1
Jackson Paveletzke, WOF*	1	0

\* 1 via points/assists  
^ 2 via points/assists

## 3-POINTER STREAKS

• Five Southern Conference players have streaks of at least 10 games with at least one made 3-pointer, led by The Citadel's Austin Ash, whose 29-game stretches back to his final two games in an Iowa uniform.

### Consecutive games with a 3-pointer

Player, school, class	'22-23	'21-22	Total
Austin Ash, CIT, Gr.	27	2*	29
Tre Jackson, WCU, Sr.	26	x	26
Bubba Parham, SAM, Sr.	15	x	15
Tony Felder Jr., VMI, Fr.	12	x	12
Dalvin White, UTC, Gr.	11	x	11

\* Streak began at previous school

• As a team, ETSU has the fourth-longest active streak in the NCAA at 1,119 consecutive games with a made 3-pointer. The last time the Bucs failed to make at least one triple was in an 0-for-8 showing against Davidson on Feb. 16, 1987.

## Preseason predictions

Furman is the preseason favorite to win the 2022-23 Southern Conference men's basketball title in polling of the league's 10 men's basketball coaches and media. Jake Stephens, a graduate transfer at Chattanooga after four years at VMI, is the coaches' preseason player of the year selection after finishing second in the league in scoring (19.6 ppg) and rebounding (9.0 rpg) last season. He also led the league in field-goal percentage (.551) and 3-point field-goal percentage (.490).

### Preseason Player of the Year

Jake Stephens, Gr., C, Chattanooga

### Preseason All-Southern Conference Team

Jordan King, Jr., G, ETSU  
Mike Bothwell, 5th, G, Furman  
Jalen Slawson, 5th, F, Furman  
Logan Dye, Sr., F, Samford  
Ques Glover, Jr., G, Samford  
Jermaine Marshall, Jr., F, Samford  
Bubba Parham, Sr., G, Samford  
Jake Stephens, Gr., C, Chattanooga  
Messiah Jones, Sr., F, Wofford  
B.J. Mack, Sr., F/C, Wofford

Coaches poll		Media poll	
Team (1st)	Total	Team (1st)	Total
1. Furman (6)	78	1. Furman (18)	263
2. Samford (4)	74	2. Chattanooga (3)	231
3. UNCG	63	3. Samford (5)	223
4. Chattanooga	60	4. UNCG (1)	201
5. Wofford	41	5. Wofford	168
6. ETSU	40	6. ETSU	138
7. Mercer	39	7. Mercer (1)	137
8. Western Carolina	29	8. Western Carolina	79
9. The Citadel	17	9. The Citadel	57
10. VMI	9	10. VMI	43

## MID-MAJOR TOP 25

### Collegiate.com Mid-Major Top 25

School (1st-place)	PS	N14	N21	N28	D5	D12	D19	D26	J2	J9	J16	J23	J30	F6	F13
Saint Mary's (24)	3	2	2	4	5	3	3	3	3	3	3	3	2	1	1
Gonzaga (7)	1	1	1	1	1	1	1	1	1	1	1	1	1	2	2
Oral Roberts	12	15	16	-	-	24	16	14	10	6	8	7	7	4	3
Charleston	-	-	8	3	2	2	2	2	2	2	2	2	3	5	4
Southern Miss	-	-	-	18	18	12	8	10	5	7	11	10	8	6	5
Drake	2	4	3	2	3	5	7	5	6	8	5	17	12	7	6
Kent State	7	6	4	5	4	4	4	4	4	4	4	4	6	8	7
Louisiana	13	8	7	8	7	6	5	6	11	10	6	5	4	3	8
UC Santa Barbara	16	12	15	13	15	15	11	11	8	5	7	6	5	9	9
<b>Furman</b>	<b>6</b>	<b>3</b>	<b>12</b>	<b>10</b>	<b>9</b>	<b>19</b>	<b>24</b>	<b>20</b>	<b>24</b>	<b>21</b>	-	-	<b>16</b>	<b>10</b>	<b>10</b>
Liberty	5	9	14	16	20	20	-	25	22	23	19	13	9	11	11
Marshall	-	-	-	-	24	14	14	12	16	17	9	8	10	12	12
Hofstra	24	16	17	17	19	-	-	-	-	-	-	-	19	15	13
Toledo	4	5	5	9	13	10	13	13	13	16	23	19	18	16	14
Utah Valley	-	-	-	-	-	-	-	-	25	14	16	18	20	17	15
Southern Illinois	14	20	21	22	25	-	-	-	23	24	10	9	11	13	16
Eastern Washington	-	-	-	-	-	-	-	-	-	-	-	-	-	23	17
Sam Houston	-	18	10	6	8	7	6	7	9	13	22	22	21	22	18
UNCW	-	-	-	-	-	20	18	15	11	14	15	14	14	14	19
Santa Clara	-	-	-	-	22	-	17	16	18	20	13	14	17	20	20
Bradley	-	-	-	-	-	-	19	21	-	-	-	-	-	-	21
Southern Utah	-	-	-	-	-	-	-	-	-	21	23	15	19	22	-
Iona	9	10	11	15	14	8	9	9	7	12	17	12	-	24	23
Loyola Marymount	-	-	-	-	-	-	-	-	-	-	-	-	21	13	-
Kennesaw State	-	-	-	-	-	-	-	-	-	-	-	-	-	-	25

Akron	18	19	20	-	-	-	-	-	-	-	-	-	-	-	18
BYU	10	11	9	20	-	-	-	-	20	22	12	-	-	21	-
Belmont	21	22	-	-	-	-	-	-	-	-	-	16	24	25	-
Seattle	-	-	-	25	-	-	-	-	-	18	11	22	-	-	-
Stephen F. Austin	-	-	-	-	-	-	-	-	18	20	25	23	-	-	-
Colgate	-	-	-	-	-	-	-	-	-	-	-	25	-	-	-
Milwaukee	-	-	-	-	-	-	-	-	-	-	-	20	-	-	-
UMass-Lowell	-	-	-	-	25	25	21	17	19	25	24	-	-	-	-
Indiana State	-	-	24	24	11	11	12	15	14	9	15	-	-	-	-
Cornell	-	-	-	-	-	-	-	-	-	24	-	-	-	-	-
Yale	-	-	-	23	12	13	10	8	12	15	-	-	-	-	-
Princeton	-	-	-	-	-	-	-	-	25	-	-	-	-	-	-
James Madison	-	-	-	-	22	15	23	19	-	-	-	-	-	-	-
San Francisco	-	-	19	19	21	21	22	17	-	-	-	-	-	-	-
Northwestern State	-	-	-	-	23	18	19	22	-	-	-	-	-	-	-
Grand Canyon	11	14	13	14	10	23	23	24	-	-	-	-	-	-	-
Towson	8	7	6	7	6	9	18	-	-	-	-	-	-	-	-
UC Irvine	-	13	18	11	16	16	21	-	-	-	-	-	-	-	-
Bryant	23	23	23	12	17	17	-	-	-	-	-	-	-	-	-
Norfolk State	20	21	22	21	-	-	-	-	-	-	-	-	-	-	-
New Mexico State	22	25	25	-	-	-	-	-	-	-	-	-	-	-	-
South Dakota State	15	17	-	-	-	-	-	-	-	-	-	-	-	-	-
Purdue-Fort Wayne	17	24	-	-	-	-	-	-	-	-	-	-	-	-	-
NKU	19	-	-	-	-	-	-	-	-	-	-	-	-	-	-
Longwood	25	-	-	-	-	-	-	-	-	-	-	-	-	-	-

**OTHERS RECEIVING VOTES:** Yale 68, Akron 61, Belmont 47, Colgate 36, UC Irvine 35, Ball State 34, Milwaukee 34, Vermont 33, Youngstown State 26, UNC Asheville 23, James Madison 20, **Samford 18**, Norfolk State 16, Towson 15, Seattle 12, UMass-Lowell 11, Radford 9, **UNCG 8**, BYU 7, Indiana State 7, Montana State 7, Northwestern State 6, Hawaii 2, Princeton 2, Cornell 1.

## OTHER NATIONAL RANKINGS

### SoCon in the NET Rankings (Feb. 14)

82	Furman
110	UNCG
137	Samford
181	Chattanooga
232	Wofford
242	Mercer
245	Western Carolina
272	ETSU
329	The Citadel
350	VMI

### SoCon in the RPI (via WarrenNolan.com, Feb. 14)

103	Furman
109	UNCG
149	Samford
201	Chattanooga
229	Western Carolina
249	Wofford
273	Mercer
312	ETSU
321	The Citadel
353	VMI

## THE SOCON ON TELEVISION

The SoCon will have five regular-season games on ESPNU and five on CBS Sports Network this season. The league will also continue to have its weekly Ingles SoCon Game of the Week on select Nexstar affiliates during league play.

Additionally, the quarterfinals of the Ingles SoCon Basketball Championship will air on select Nexstar affiliates, the semifinals will air on either ESPN2 or ESPN and the final will air on ESPN.

## SoCon Among NCAA DI Statistics Leaders (TOP 25)

### TEAM

**Assist/turnover ratio**  
9. Furman, 1.56

**Assists per game**  
5. Furman, 18.1

**Bench points per game**  
23. Samford, 27.22

**Effective FG pct.**  
8. Furman, .567

**Field-goal percentage**  
15. Furman, 48.7

**Fouls per game**  
13. Wofford, 14.0

**Free-throw attempts per game**  
12. Samford, 23.3

**Free-throw percentage**  
16. VMI, 76.8

### Free-throws made per game

7. Samford, 17.6

**Scoring margin**  
17. Furman, 12.1

**Scoring offense**  
10. Furman, 82.8

### 3-point attempts per game

2. Chattanooga, 30.0  
11. Furman, 27.9  
15. VMI, 26.6  
22. Western Carolina, 26.1

**3-point percentage**  
24. Chattanooga, 37.8

**3-pointers per game**  
1. Chattanooga, 11.3  
13. Furman, 9.8  
19. VMI, 9.5

**Winning percentage**  
20. Furman, 77.8

### INDIVIDUAL

**Assist/turnover ratio**  
23. Kobe Langley, UNCG, 2.75

**Double-doubles**  
16. Jake Stephens, UTC, 11

**Field goals**  
13. Jalyn McCreary, MER, 193  
23. Stephen Clark, CIT, 182

**Free-throw attempts**  
18. Vonterius Woolbright, WCU, 171

**Minutes per game**  
8. Austin Ash, CIT, 37:18

**Steals**  
23. Kobe Langley, UNCG, 54

**3-point attempts**  
6. Austin Ash, CIT, 228  
15. Tre Jackson, WCU, 210

### 3-point percentage

17. Tre Jackson, WCU, 42.9  
25. Keyshaun Langley, UNCG, 41.8

**3-pointers per game**  
7. Tre Jackson, WCU, 3.46  
9. Austin Ash, CIT, 3.37

**Total 3-pointers made**  
5. Austin Ash, CIT, 91  
7. Tre Jackson, WCU, 90

# SoCon vs. OTHER CONFERENCES

# HOME TEAMS UNDERLINED ALL TIMES EASTERN

## America East Conference (1-0)

11/22 UNCG 76, UMBC 72

## American Athletic Conference (0-2)

11/8 East Carolina 77, Mercer 75  
12/4 UCF 80, Samford 77 (OT)

## ASUN Conference (0-6)

11/23 Lipscomb 72, Chattanooga 66  
12/2 Kennesaw State 66, Mercer 63  
12/3 Jacksonville State 63, ETSU 61  
12/10 FGCU 67, Mercer 62  
12/14 Queens 78, ETSU 75  
12/22 Eastern Kentucky 68, UNCG 64

## Atlantic 10 Conference (0-4)

11/7 Richmond 69, VMI 48  
11/13 Davidson 75, VMI 71  
12/7 Davidson 72, Western Carolina 64  
12/22 Fordham 80, VMI 77 (OT)

## Atlantic Coast Conference (0-5)

11/7 Clemson 80, The Citadel 69  
11/11 Miami (Fla.) 79, UNCG 65  
11/21 Florida State 81, Mercer 72  
12/13 NC State 92, Furman 73  
12/13 North Carolina 100, The Citadel 67

## Big East Conference (0-2)

11/19 Butler 89, The Citadel 42  
11/30 DePaul 103, Samford 98 (OT)

## Big Sky Conference (1-0)

11/25 UNCG 77, Montana State 66  
(Northern Classic; Laval, Quebec, Canada)

## Big South Conference (8-9)

11/10 The Citadel 70, Presbyterian 58  
11/12 High Point 91, Wofford 80  
11/18 Longwood 90, VMI 58  
11/18 Wofford 60, Gardner-Webb 58  
11/19 Mercer 77, Winthrop 68  
11/26 UNC Asheville 73, Western Carolina 61  
11/29 Presbyterian 72, VMI 57  
11/30 The Citadel 76, Charleston Southern 73  
11/30 Gardner-Webb 71, Western Carolina 55  
12/1 Wofford 76, Presbyterian 63  
12/3 Chattanooga 82, Gardner-Webb 71  
12/3 USC Upstate 79, Western Carolina 64  
12/6 High Point 85, Furman 82  
12/10 VMI 77, Radford 74  
12/10 Furman 82, Winthrop 67  
12/17 Longwood 75, The Citadel 70  
12/17 UNC Asheville 74, ETSU 73

## Big Ten Conference (0-2)

11/10 Maryland 71, Western Carolina 51  
11/17 Penn State 73, Furman 68  
(Shriners Children's Charleston Classic; Charleston, S.C.)

## Colonial Athletic Association (3-6)

11/7 College of Charleston 85, Chattanooga 78  
11/11 ETSU 77, Elon 64  
(Asheville Championship at Asheville, N.C.)  
11/17 Towson 56, UNCG 53  
11/20 Wofford 78, North Carolina A&T 64  
11/26 Hofstra 65, UNCG 53  
(Northern Classic; Laval, Quebec, Canada)  
11/27 Towson 70, Mercer 60  
(Hostilo Hoops Community Classic; Savannah, Ga.)  
11/30 North Carolina A&T 73, UNCG 56  
12/3 College of Charleston 79, The Citadel 57  
12/3 UNCG 65, Elon 61

## Conference USA (1-1)

11/25 Louisiana Tech 79, Samford 76  
12/15 Chattanooga 82, Middle Tennessee 73

## Division I Independent (0-1)

1/30 Chicago State 76, The Citadel 75

## Horizon League (3-0)

11/25 The Citadel 74, IUPUI 53  
(Big Easy Classic; New Orleans, La.)  
11/25 Mercer 72, Robert Morris 66  
(Hostilo Hoops Community Classic; Savannah, Ga.)  
12/6 Chattanooga 88, Milwaukee 76

## Metro Atlantic Athletic Conference (1-0)

11/26 Mercer 60, Fairfield 58  
(Hostilo Hoops Community Classic; Savannah, Ga.)

## Mid-Eastern Athletic Conference (1-2)

12/3 Furman 88, South Carolina State 76  
12/17 South Carolina State 62, Samford 61  
12/20 North Carolina Central 81, The Citadel 74

## Missouri Valley Conference (3-2)

11/11 Furman 89, Belmont 74  
11/14 Drake 80, Wofford 72  
11/23 Samford 79, Valparaiso 49  
11/26 Chattanooga 69, Murray State 66  
12/18 Belmont 83, Chattanooga 79 (OT)  
12/21 Samford at Belmont, 7:30 p.m.

## Non-Division I (25-1)

11/7 UNCG 93, Johnson & Wales 60  
(Fleming Gymnasium)  
11/7 ETSU 88, Emory & Henry 66  
11/7 Furman 91, North Greenville 55  
11/7 Wofford 120, Bob Jones 48  
11/7 Samford 109, Anderson 85  
11/10 Chattanooga 93, Oakland City 49  
11/10 VMI 100, Penn State New Kensington 58  
11/10 Samford 80, Spring Hill 61  
11/11 Mercer 118, Milligan 64  
11/12 Samford 90, Belhaven 38  
11/13 Western Carolina 112, Brescia 45  
11/15 The Citadel 109, Morris College 66  
11/19 Chattanooga 108, Covenant 55  
11/23 Wofford 70, North Greenville 59  
11/25 Furman 102, Tusculum 74  
11/26 VMI 108, Regent 58  
11/27 Tennessee Southern 84, Samford 82  
11/30 ETSU 84, Mars Hill 56  
12/6 Mercer 100, Middle Georgia State 62  
12/7 VMI 106, Carlow 67  
12/10 Chattanooga 97, Johnson University 47  
12/10 Western Carolina 99, Brevard 55  
12/17 Wofford 107, Montreat 65  
12/18 UNCG 120, Warren Wilson 48  
(Fleming Gymnasium)  
12/19 Furman 106, Anderson 79  
12/20 Western Carolina 117, Toccoa Falls 50

## Northeast Conference (0-1)

11/20 Farleigh Dickinson 93, VMI 89  
(JK54 Classic; Farmville, Va.)

## Ohio Valley Conference (5-3)

11/17 ETSU 84, Little Rock 76  
11/19 SIUE 93, VMI 67  
(JK54 Classic at Farmville, Va.)  
11/20 Western Carolina 90, Lindenwood 88 (OT)  
(McNeese State MTE; Lake Charles, La.)  
11/20 Tennessee Tech 69, ETSU 62  
11/30 Chattanooga 81, Tennessee Tech 74  
12/11 Morehead State 61, ETSU 57  
12/17 Mercer 79, Morehead State 52  
12/17 Western Carolina 75, Tennessee Tech 65

## Patriot League (1-1)

12/3 VMI 80, Navy 72  
12/13 American 69, VMI 61

## Southeastern Conference (2-8)

11/7 Georgia 68, Western Carolina 55  
11/15 Ole Miss 70, Chattanooga 58  
11/20 Furman 79, South Carolina 60  
(Shriners Children's Charleston Classic at Charleston, S.C.)  
11/27 Georgia 62, ETSU 47  
11/27 LSU 78, Wofford 75  
12/3 Vanderbilt 65, Wofford 62  
12/6 #9 Arkansas 65, UNCG 58  
12/20 Wofford 67, Texas A&M 62

America East Conference.....	1-0
American Athletic Conference.....	0-2
ASUN Conference.....	0-6
Atlantic 10 Conference.....	0-4
Atlantic Coast Conference.....	0-5
Big East Conference.....	0-2
Big Sky Conference.....	1-0
Big South Conference.....	8-9
Big Ten Conference.....	0-2
Colonial Athletic Association.....	3-6
Conference USA.....	1-1
Division I Independents.....	0-1
Horizon League.....	3-0
Metro Atlantic Athletic Conference.....	1-0
Mid-Eastern Athletic Conference.....	1-2
Missouri Valley Conference.....	3-2
Non-Division I opponents.....	25-1
Northeast Conference.....	0-1
Ohio Valley Conference.....	5-3
Patriot League.....	1-1
Southeastern Conference.....	2-8
Southland Conference.....	3-0
Southwestern Athletic Conference.....	2-0
Summit League.....	0-1
Sun Belt Conference.....	4-6
Western Athletic Conference.....	1-1

<b>Total.....</b>	<b>65-64</b>
Home.....	44-16
Away.....	12-39
Neutral.....	9-9
vs. Top 25.....	0-1

12/21 Georgia 72, Chattanooga 65  
12/21 LSU 72, ETSU 68

## Southland Conference (3-0)

11/18 Western Carolina 88, McNeese 69  
11/19 Western Carolina 98, Lamar 91 (OT)  
(McNeese State MTE at Lake Charles, La.)  
11/23 The Citadel 72, New Orleans 65

## Southwestern Athletic Conference (2-0)

11/17 Samford 84, Alabama A&M 64  
11/20 Samford 78, Texas Southern 63

## Summit League (0-1)

11/24 Denver 74, The Citadel 71  
(Big Easy Classic; New Orleans, La.)


## Sun Belt Conference (4-6)

11/13 Louisiana 81, ETSU 77  
(Asheville Championship; Asheville, N.C.)  
11/15 Georgia State 85, Mercer 83 (OT)  
11/18 Old Dominion 82, Furman 77  
(Shriners Children's Charleston Classic; Charleston, S.C.)  
11/23 App State 74, ETSU 70  
11/29 Furman 65, App State 61  
12/6 Wofford 71, Coastal Carolina 61  
12/10 Georgia Southern 79, Wofford 57  
12/10 Louisiana 75, Samford 58  
12/13 UNCG 75, Marshall 67  
12/21 Mercer 82, Troy 79

## Western Athletic Conference (1-1)

11/27 Stephen F. Austin 75, UNCG 58  
(Northern Classic; Laval, Quebec, Canada)  
12/17 Furman 72, Stephen F. Austin 70  
(Greenville Winter Invitational/Bon Secours Wellness Arena)

All times Eastern  
Schedule subject to change




## The Citadel

(9-18, 4-10 SoCon)

N7	at Clemson (ACC Network Extra)	L, 69-80
N10	<b>PRESBYTERIAN (ESPN+)</b>	<b>W, 70-58</b>
N15	<b>MORRIS COLLEGE (ESPN+)</b>	<b>W, 109-66</b>
N19	at Butler (FS2)	L, 42-89
N23	at New Orleans^ (ESPN+)	W, 72-65
N24	vs. Denver^ (ESPN+)	L, 71-74
N25	vs. IUPUI^ (ESPN+)	W, 74-53
N30	at Charleston Southern (ESPN+)	W, 76-73
D3	<b>COLLEGE OF CHARLESTON (ESPN+)</b>	<b>L, 57-79</b>
D13	at North Carolina (ESPN2)	L, 67-100
D17	<b>LONGWOOD (ESPN+)</b>	<b>L, 70-75</b>
D20	at North Carolina Central (NCCU Sports Network)	L, 74-81
D29	<b>*CHATTANOOGA (ESPN+)</b>	<b>W, 76-68</b>
D31	<b>*SAMFORD (ESPN+)</b>	<b>L, 63-75</b>
J4	*at Furman (ESPN+)	L, 72-97
J7	*at Wofford (ESPN+)	L, 57-77
J11	<b>*ETSU (ESPN+)</b>	<b>L, 74-96</b>
J14	<b>*WESTERN CAROLINA (ESPN+)</b>	<b>W, 65-61</b>
J19	*at UNCG (ESPN+)	L, 60-70
J21	*at VMI (ESPN+)	W, 60-52
J25	*at Western Carolina (ESPN+)	W, 81-70
J28	<b>*MERCER (ESPN+)</b>	<b>L, 65-74</b>
J30	<b>CHICAGO STATE (ESPN+)</b>	<b>L, 75-76</b>
F2	<b>*VMI (ESPN+)</b>	<b>L, 69-75</b>
F4	<b>*UNCG (ESPN+)</b>	<b>L, 59-79</b>
F8	*at Chattanooga (ESPN+)	L, 63-82
F11	*at Samford (ESPN+)	L, 70-76
F15	<b>*FURMAN (ESPN+)</b>	<b>7 p.m.</b>
F18	<b>*WOFFORD (ESPN+)</b>	<b>1 p.m.</b>
F22	*at ETSU (ESPN+)	7 p.m.
F25	*at Mercer (ESPN+)	2 p.m.
M3-6	at Ingles SoCon Championship (Asheville, N.C.)	

^ - Big Easy Classic (New Orleans, La.)




## ETSU

(10-17, 6-8 SoCon)

N7	<b>EMORY &amp; HENRY (ESPN+)</b>	<b>W, 88-66</b>
N11	vs. Elon^ (ESPN+)	W, 77-64
N13	vs. Louisiana^ (ESPN)	L, 77-81
N17	<b>LITTLE ROCK (ESPN+)</b>	<b>W, 84-76</b>
N20	at Tennessee Tech (ESPN+)	L, 62-69
N23	<b>APP STATE (ESPN+)</b>	<b>L, 70-74</b>
N27	at Georgia (SEC Network)	L, 47-62
N30	<b>MARS HILL (ESPN+)</b>	<b>W, 84-56</b>
D3	<b>JACKSONVILLE STATE (ESPN+)</b>	<b>L, 61-63</b>
D11	at Morehead State (ESPN+)	L, 57-61
D14	<b>QUEENS (ESPN+)</b>	<b>L, 75-78</b>
D17	<b>UNC ASHEVILLE (WCYB/ESPN+)</b>	<b>L, 73-74</b>
D21	at LSU (SEC Network Plus)	L, 68-72
D29	*at Wofford (ESPN+)	W, 73-71
D31	*at VMI (ESPN+)	W, 64-50
J4	<b>*WESTERN CAROLINA (ESPN+)</b>	<b>L, 60-71</b>
J7	<b>*FURMAN (WCYB/ESPN+)</b>	<b>L, 56-70</b>
J11	*at The Citadel (ESPN+)	W, 96-74
J14	<b>*MERCER (ESPN+)</b>	<b>L, 55-68</b>
J18	<b>*SAMFORD (ESPN+)</b>	<b>L, 59-69</b>
J21	*at Chattanooga (ESPN+)	W, 78-62
J25	*at Mercer (ESPN+)	L, 67-71 (OT)
J28	<b>*CHATTANOOGA (ESPN+)</b>	<b>L, 64-73</b>
F1	<b>*WOFFORD (ESPN+)</b>	<b>W, 77-52</b>
F4	*at Samford (ESPN+)	L, 62-73
F7	*at UNCG (ESPN)	L, 65-91
F10	<b>*VMI (ESPN+)</b>	<b>W, 69-65</b>
F15	*at Western Carolina (ESPN+)	7 p.m.
F19	*at Furman (ESPN)	6 p.m.
F22	<b>*THE CITADEL (ESPN+)</b>	<b>7 p.m.</b>
F25	<b>*UNCG (WCYB/ESPN+)</b>	<b>4 p.m.</b>
M3-6	at Ingles SoCon Championship (Asheville, N.C.)	

^ - Asheville Championship (Asheville, N.C.)




## Furman

(21-6, 12-2 SoCon)

N7	<b>NORTH GREENVILLE (ESPN+)</b>	<b>W, 91-55</b>
N11	<b>BELMONT (ESPN+)</b>	<b>W, 89-74</b>
N17	vs. Penn State^ (ESPN)	L, 68-73
N18	vs. Old Dominion^ (ESPN)	L, 77-82
N20	vs. South Carolina^ (ESPNEWS)	W, 79-60
N25	<b>TUSCULUM (ESPN+)</b>	<b>W, 102-74</b>
N29	at App State	W, 65-61
D3	<b>SOUTH CAROLINA STATE (ESPN+)</b>	<b>W, 88-76</b>
D6	<b>HIGH POINT (ESPN+)</b>	<b>L, 82-85</b>
D10	<b>WINTHROP (ESPN+)</b>	<b>W, 82-67</b>
D13	at NC State (ACC Network)	L, 73-92
D17	vs. Stephen F. Austin# (YouTube)	W, 79-70
D19	<b>ANDERSON (ESPN+)</b>	<b>W, 106-79</b>
D29	<b>*VMI (ESPN+)</b>	<b>W, 85-62</b>
D31	*at Western Carolina (ESPN+)	L, 67-79
J4	<b>*THE CITADEL (ESPN+)</b>	<b>W, 97-72</b>
J7	*at ETSU (WCYB/ESPN+)	W, 70-56
J11	*at Mercer (ESPN+)	W, 84-66
J14	<b>*UNCG (ESPN+)</b>	<b>L, 80-88 (OT)</b>
J18	*at Chattanooga (ESPN+)	W, 77-69
J22	*at Wofford (ESPN)	W, 96-82
J25	<b>*SAMFORD (ESPN+)</b>	<b>W, 91-84 (OT)</b>
J29	*at UNCG (ESPN+)	W, 69-57
F1	<b>*CHATTANOOGA (ESPN+)</b>	<b>W, 79-58</b>
F4	<b>*WOFFORD &amp; (CBS Sports Network)</b>	<b>W, 80-67</b>
F8	*at VMI (ESPN+)	W, 94-63
F11	<b>*WESTERN CAROLINA (ESPN+)</b>	<b>W, 93-59</b>
F15	*at The Citadel (ESPN+)	7 p.m.
F19	<b>*ETSU (ESPN)</b>	<b>6 p.m.</b>
F22	<b>*MERCER (ESPN+)</b>	<b>7 p.m.</b>
F25	*at Samford (ESPN+)	3 p.m.
M3-6	at Ingles SoCon Championship (Asheville, N.C.)	

^ - Shriners Children's Charleston Classic (Charleston, S.C.)  
# - Greenville Winter Invitational (Bon Secours Wellness Arena)  
& - Bon Secours Wellness Arena




## Mercer

(12-15, 5-9 SoCon)

N8	at East Carolina (ESPN+)	L, 75-77
N11	<b>MILLIGAN (ESPN+)</b>	<b>W, 118-64</b>
N15	at Georgia State (ESPN+)	L, 83-85 (OT)
N19	<b>WINTHROP (ESPN+)</b>	<b>W, 77-68</b>
N21	at Florida State (ACC Network)	L, 72-81
N25	vs. Robert Morris^ (Event Live+)	W, 72-66
N26	vs. Fairfield^ (Event Live+)	W, 60-58
N27	vs. Towson^ (Event Live+)	L, 60-70
D2	<b>KENNESAW STATE (ESPN+)</b>	<b>L, 63-66</b>
D6	<b>MIDDLE GEORGIA STATE (ESPN+)</b>	<b>W, 100-62</b>
D10	at FGCU (ESPN+)	L, 62-67
D17	<b>MOREHEAD STATE (ESPN+)</b>	<b>W, 79-52</b>
D21	at Troy	W, 82-79
D28	*at Samford (ESPN)	L, 69-78
D31	<b>*CHATTANOOGA (ESPN+)</b>	<b>L, 51-80</b>
J4	<b>*WOFFORD (ESPN+)</b>	<b>L, 52-53</b>
J7	*at Western Carolina (ESPN+)	L, 45-73
J11	<b>*FURMAN (ESPN+)</b>	<b>L, 66-84</b>
J14	*at ETSU (ESPN+)	W, 68-55
J19	*at VMI (ESPN+)	W, 69-61
J21	*at UNCG (ESPN+)	L, 48-59
J25	<b>*ETSU (ESPN+)</b>	<b>W, 71-67 (OT)</b>
J28	*at The Citadel (ESPN+)	W, 74-65
F2	<b>*UNCG (ESPN+)</b>	<b>L, 49-69</b>
F4	<b>*VMI (ESPN+)</b>	<b>W, 80-54</b>
F8	<b>*SAMFORD (ESPN+)</b>	<b>L, 69-70 (OT)</b>
F11	*at Chattanooga (CBS Sports Network)	L, 56-73
F15	*at Wofford (ESPN+)	7 p.m.
F18	<b>*WESTERN CAROLINA (ESPN+)</b>	<b>2 p.m.</b>
F22	*at Furman (ESPN+)	7 p.m.
F25	<b>*THE CITADEL (ESPN+)</b>	<b>2 p.m.</b>
M3-6	at Ingles SoCon Championship (Asheville, N.C.)	

^ - Hostilo Hoops Community Classic (Savannah, Ga.)




## UNCG

(18-9, 12-2 SoCon)

N7	<b>JOHNSON &amp; WALES^ (ESPN+)</b>	<b>W, 93-60</b>
N11	at Miami (Fla.) (ACC Network Extra)	L, 65-79
N17	<b>TOWSON (ESPN+)</b>	<b>L, 53-56</b>
N22	<b>UMBC (ESPN+)</b>	<b>W, 76-72</b>
N25	vs. Montana State# (Event Live+)	W, 77-66
N26	vs. Hofstra# (Event Live+)	L, 53-65
N27	vs. Stephen F. Austin# (Event Live+)	L, 58-75
N30	at North Carolina A&T (FloHoops)	L, 56-73
D3	at Elon (FloHoops)	W, 65-61
D6	at #9 Arkansas (SEC Network)	L, 58-65
D13	<b>MARSHALL (ESPN+)</b>	<b>W, 75-67</b>
D18	<b>WARREN WILSON^ (ESPN+)</b>	<b>W, 120-48</b>
D22	at Eastern Kentucky (ESPN+)	L, 64-68
D29	*at Western Carolina (ESPN+)	W, 72-47
D31	*at Wofford (ESPN+)	W, 73-64
J4	<b>*CHATTANOOGA (ESPN+)</b>	<b>W, 73-61</b>
J7	<b>*SAMFORD (ESPN+)</b>	<b>L, 68-70</b>
J11	*at VMI (ESPN+)	W, 72-57
J14	*at Furman (ESPN+)	W, 88-80 (OT)
J19	<b>*THE CITADEL (ESPN+)</b>	<b>W, 70-60</b>
J21	<b>*MERCER (ESPN+)</b>	<b>W, 59-48</b>
J25	<b>*VMI (ESPN+)</b>	<b>W, 62-50</b>
J29	<b>*FURMAN (ESPN+)</b>	<b>L, 57-69</b>
F2	*at Mercer (ESPN+)	W, 69-49
F4	*at The Citadel (ESPN+)	W, 79-59
F7	<b>*ETSU (ESPN)</b>	<b>W, 91-65</b>
F12	<b>*WOFFORD (ESPN+)</b>	<b>W, 97-89 (OT)</b>
F15	*at Samford (ESPN+)	7:30 p.m.
F18	*at Chattanooga (CBS Sports Network)	12 p.m.
F22	<b>*WESTERN CAROLINA (ESPN+)</b>	<b>7 p.m.</b>
F25	*at ETSU (WCYB/ESPN+)	4 p.m.
M3-6	at Ingles SoCon Championship (Asheville, N.C.)	

^ - Fleming Gymnasium  
# - Northern Classic (Laval, Quebec, Canada)




## Samford

(18-9, 12-2 SoCon)


N7	<b>ANDERSON (ESPN+)</b>	<b>W, 109-85</b>
N10	<b>SPRING HILL (ESPN+)</b>	<b>W, 80-61</b>
N12	<b>BELHAVEN (ESPN+)</b>	<b>W, 90-38</b>
N17	at Alabama A&M^ (YouTube)	W, 84-64
N20	<b>TEXAS SOUTHERN (ESPN+)</b>	<b>W, 78-63</b>
N23	<b>VALPARAISO (ESPN+)</b>	<b>W, 79-49</b>
N25	<b>LOUISIANA TECH^ (ESPN+)</b>	<b>L, 76-79</b>
N27	<b>TENNESSEE SOUTHERN^ (ESPN+)</b>	<b>L, 82-84</b>
N30	at DePaul (FS2)	L, 98-103 (OT)
D4	at UCF (ESPN+)	L, 77-80 (OT)
D10	at Louisiana (ESPN+)	L, 58-75
D17	at South Carolina State	L, 61-62
D21	at Belmont	L, 56-79
D28	<b>*MERCER (ESPN)</b>	<b>W, 78-69</b>
D31	*at The Citadel (ESPN+)	W, 75-63
J4	<b>*VMI (ESPN+)</b>	<b>W, 87-78</b>
J7	*at UNCG (ESPN+)	W, 70-68
J11	<b>*WOFFORD (ESPN+)</b>	<b>W, 83-58</b>
J14	<b>*CHATTANOOGA (ESPN)</b>	<b>W, 75-74</b>
J18	*at ETSU (ESPN+)	W, 69-59
J21	<b>*WESTERN CAROLINA (ESPN+)</b>	<b>W, 74-65</b>
J25	*at Furman (ESPN+)	L, 84-91 (OT)
J28	*at Wofford (CBS Sports Network)	L, 77-85
F1	*at Western Carolina (ESPN+)	W, 85-77
F4	<b>*ETSU (ESPN+)</b>	<b>W, 73-62</b>
F8	*at Mercer (ESPN+)	W, 70-69 (OT)
F11	<b>*THE CITADEL (ESPN+)</b>	<b>W, 76-70</b>
F15	<b>*UNCG (ESPN+)</b>	<b>6:30 p.m. CT</b>
F18	*at VMI (ESPN+)	12 p.m. CT
F22	*at Chattanooga (ESPN+)	6 p.m. CT
F25	<b>*FURMAN (ESPN+)</b>	<b>2 p.m. CT</b>
M3-6	at Ingles SoCon Championship (Asheville, N.C.)	

^ - Tennessee Southern MTE



**Chattanooga**  
(14-13, 6-8 SoCon)


N7	at College of Charleston (FloHoops)	L, 78-85
N10	<b>OAKLAND CITY (ESPN+)</b>	<b>W, 93-49</b>
N15	at Ole Miss (SEC Network+)	L, 58-70
N19	<b>COVENANT (ESPN+)</b>	<b>W, 108-55</b>
N23	<b>LIPSCOMB (ESPN+)</b>	<b>L, 66-72</b>
N26	<b>MURRAY STATE (ESPN+)</b>	<b>W, 69-66</b>
N30	at Tennessee Tech (ESPN+)	W, 81-74
D3	at Gardner-Webb (ESPN+)	W, 82-71
D6	<b>MILWAUKEE (ESPN+)</b>	<b>W, 88-76</b>
D10	<b>JOHNSON UNIVERSITY (ESPN+)</b>	<b>W, 97-47</b>
D15	at Middle Tennessee (ESPN+)	W, 82-73
D18	<b>BELMONT (ESPN+)</b>	<b>L, 79-83 (OT)</b>
D21	at Georgia (ESPN+/SEC Network Plus)	L, 65-72
D29	*at The Citadel (ESPN+)	L, 68-76
D31	*at Mercer (ESPN+)	W, 80-51
J4	*at UNCG (ESPN+)	L, 61-73
J7	* <b>VMI (ESPN+)</b>	<b>W, 85-78</b>
J11	* <b>WESTERN CAROLINA (ESPN+)</b>	<b>W, 95-76</b>
J14	*at Samford (ESPN+)	L, 74-75
J18	* <b>FURMAN (ESPN+)</b>	<b>L, 69-77</b>
J21	* <b>ETSU (ESPN+)</b>	<b>L, 62-78</b>
J25	* <b>WOFFORD (ESPN+)</b>	<b>L, 80-85</b>
J28	*at ETSU (ESPN+)	W, 73-64
F1	*at Furman (ESPN+)	L, 58-79
F4	*at Western Carolina (ESPN+)	L, 68-83
F8	* <b>THE CITADEL (ESPN+)</b>	<b>W, 82-63</b>
F11	* <b>MERCER (CBS Sports Network)</b>	<b>W, 73-56</b>
F15	*at VMI (ESPN+)	7 p.m.
F18	* <b>UNCG (CBS Sports Network)</b>	<b>12 p.m.</b>
F22	* <b>SAMFORD (ESPN+)</b>	<b>7 p.m.</b>
F25	*at Wofford (ESPN+)	7 p.m.
M3-6	at Ingles SoCon Championship (Asheville, N.C.)	



**VMI**  
(6-21, 1-13 SoCon)

N7	at Richmond (MASN2/ESPN+)	L, 48-69
N10	<b>PENN STATE NEW KENSINGTON (ESPN+)</b>	<b>W, 100-58</b>
N13	at Davidson (ESPN+)	L, 71-75
N18	at Longwood^ (ESPN+)	L, 58-90
N19	vs. SIUE^ (ESPN+)	L, 67-93
N20	vs. Farleigh Dickinson^ (ESPN+)	L, 89-93
N26	<b>REGENT (ESPN+)</b>	<b>W, 108-58</b>
N29	at Presbyterian (ESPN+)	L, 57-72
D3	<b>NAVY (ESPN+)</b>	<b>W, 80-72</b>
D7	<b>CARLOW (ESPN+)</b>	<b>W, 106-67</b>
D10	<b>RADFORD (ESPN+)</b>	<b>W, 77-74</b>
D13	at American (ESPN+)	L, 61-69
D22	at Fordham (ESPN+)	L, 77-80 (OT)
D29	*at Furman (ESPN+)	L, 62-85
D31	* <b>ETSU (ESPN+)</b>	<b>L, 50-64</b>
J4	*at Samford (ESPN+)	L, 78-87
J7	*at Chattanooga (ESPN+)	L, 78-85
J11	* <b>UNCG (ESPN+)</b>	<b>L, 57-72</b>
J14	*at Wofford (ESPN+)	L, 67-86
J19	* <b>MERCER (ESPN+)</b>	<b>L, 61-69</b>
J21	* <b>THE CITADEL (ESPN+)</b>	<b>L, 52-60</b>
J25	*at UNCG (ESPN+)	L, 50-62
J28	* <b>WESTERN CAROLINA (ESPN+)</b>	<b>L, 65-71</b>
F2	*at The Citadel (ESPN+)	W, 75-69
F4	*at Mercer (ESPN+)	L, 54-80
F8	* <b>FURMAN (ESPN+)</b>	<b>L, 63-94</b>
F10	*at ETSU (ESPN+)	L, 65-69
F15	* <b>CHATTANOOGA (ESPN+)</b>	<b>7 p.m.</b>
F18	* <b>SAMFORD (ESPN+)</b>	<b>1 p.m.</b>
F22	* <b>WOFFORD (ESPN+)</b>	<b>7 p.m.</b>
F25	*at Western Carolina (ESPN+)	4 p.m.
M3-6	at Ingles SoCon Championship (Asheville, N.C.)	


^ - JK54 Classic (Farmville, Va.)



**Western Carolina**  
(14-13, 7-7 SoCon)

N7	at Georgia (SEC Network Plus)	L, 55-68
N10	at Maryland (Big Ten Network Plus)	L, 51-71
N13	<b>BRESCIA (ESPN+)</b>	<b>W, 112-45</b>
N18	at McNeese^ (ESPN+)	W, 88-69
N19	vs. Lamar^	W, 98-91 (OT)
N20	vs. Lindenwood^	W, 90-88 (OT)
N26	at UNC Asheville (ESPN+)	L, 61-73
N30	<b>GARDNER-WEBB (ESPN+)</b>	<b>L, 55-71</b>
D3	<b>USC UPSTATE (ESPN+)</b>	<b>L, 64-79</b>
D7	at Davidson (ESPN+)	L, 64-72
D10	<b>BREVARD (ESPN+)</b>	<b>W, 99-55</b>
D17	at Tennessee Tech (ESPN+)	W, 75-65
D20	<b>TOCCOA FALLS (ESPN+)</b>	<b>W, 117-50</b>
D29	* <b>UNCG (ESPN+)</b>	<b>L, 47-72</b>
D31	* <b>FURMAN (ESPN+)</b>	<b>W, 79-67</b>
J4	*at ETSU (ESPN+)	W, 71-60
J7	* <b>MERCER (ESPN+)</b>	<b>W, 73-45</b>
J11	*at Chattanooga (ESPN+)	L, 76-95
J14	*at The Citadel (ESPN+)	L, 61-65
J18	* <b>WOFFORD (ESPN+)</b>	<b>W, 76-71</b>
J21	*at Samford (ESPN+)	L, 65-74
J25	* <b>THE CITADEL (ESPN+)</b>	<b>L, 70-81</b>
J28	*at VMI (ESPN+)	W, 71-65
F1	* <b>SAMFORD (ESPN+)</b>	<b>L, 77-85</b>
F4	* <b>CHATTANOOGA (ESPN+)</b>	<b>W, 83-68</b>
F8	*at Wofford (ESPN+)	W, 95-91 (2OT)
F11	*at Furman (ESPN+)	L, 59-93
F15	* <b>ETSU (ESPN+)</b>	<b>7 p.m.</b>
F18	*at Mercer (ESPN+)	2 p.m.
F22	*at UNCG (ESPN+)	7 p.m.
F25	* <b>VMI (ESPN+)</b>	<b>4 p.m.</b>
M3-6	at Ingles SoCon Championship (Asheville, N.C.)	

^ - McNeese MTE (Lake Charles, La.)



**Wofford**  
(13-14, 5-9 SoCon)

N7	<b>BOB JONES (ESPN+)</b>	<b>W, 120-48</b>
N12	at High Point (ESPN+)	L, 80-91
N14	at Drake (Mediacom MC22/ESPN+)	L, 72-80
N18	<b>GARDNER-WEBB^ (ESPN+)</b>	<b>W, 60-58</b>
N20	<b>NORTH CAROLINA A&amp;T^ (ESPN+)</b>	<b>W, 78-64</b>
N23	<b>NORTH GREENVILLE (ESPN+)</b>	<b>W, 70-59</b>
N27	at LSU (ESPN+/SEC Network Plus)	L, 75-78
D1	<b>PRESBYTERIAN (ESPN+)</b>	<b>W, 76-63</b>
D3	at Vanderbilt (SEC Network Plus)	L, 62-65
D6	<b>COASTAL CAROLINA (ESPN+)</b>	<b>W, 71-61</b>
D10	at Georgia Southern (ESPN+)	L, 57-79
D17	<b>MONTREAT (ESPN+)</b>	<b>W, 107-65</b>
D20	at Texas A&M (SEC Network Plus)	W, 67-62
D29	* <b>ETSU (ESPN+)</b>	<b>L, 71-73</b>
D31	* <b>UNCG (ESPN+)</b>	<b>L, 64-73</b>
J4	*at Mercer (ESPN+)	W, 53-52
J7	* <b>THE CITADEL (ESPN+)</b>	<b>W, 77-57</b>
J11	*at Samford (ESPN+)	L, 58-83
J14	* <b>VMI (ESPN+)</b>	<b>W, 86-67</b>
J18	*at Western Carolina (ESPN+)	L, 71-76
J22	* <b>FURMAN (ESPN+)</b>	<b>L, 82-96</b>
J25	*at Chattanooga (ESPN+)	W, 85-80
J28	* <b>SAMFORD (CBS Sports Network)</b>	<b>W, 85-77</b>
F1	*at ETSU (ESPN+)	L, 52-77
F4	*at Furman (CBS Sports Network)	L, 67-80
F8	* <b>WESTERN CAROLINA (ESPN+)</b>	<b>L, 91-95 (2OT)</b>
F12	*at UNCG (ESPN+)	L, 89-97 (OT)
F15	* <b>MERCER (ESPN+)</b>	<b>7 p.m.</b>
F18	*at The Citadel (ESPN+)	1 p.m.
F22	*at VMI (ESPN+)	7 p.m.
F25	* <b>CHATTANOOGA (ESPN+)</b>	<b>7 p.m.</b>
M3-6	at Ingles SoCon Championship (Asheville, N.C.)	

^ - Battle of the Carolinas  
& - Bon Secours Wellness Arena

### Southern Conference men's basketball media relations information

<p><b>The Citadel (CitadelSports.com)</b> John Brush (jbrush@citadel.edu) Phone: 843-953-6795</p> <p><b>ETSU (ETSUBucs.com)</b> Kevin Brown (brownk@etsu.edu) Phone: 423-439-5263</p> <p><b>Furman (FurmanPaladins.com)</b> Jordan Caskey (jordan.caskey@furman.edu) Phone: 864-294-3065</p> <p><b>Mercer (MercerBears.com)</b> Amanda Cover (cover_al@mercer.edu) Phone: 478-301-5218</p> <p><b>UNCG (UNCGSpartans.com)</b> Denise Archetto (d_archetto@uncg.edu) Phone: 770-598-2901</p> <p><b>Samford (SamfordSports.com)</b> Jacob Horton (jhorton8@samford.edu) Phone: 205-726-4217</p>	<p><b>Chattanooga (GoMocs.com)</b> Corey Belonzi (corey-belonzi@utc.edu) Phone: 423-425-2116</p> <p><b>VMI (VMIKeydets.com)</b> Daniel Whitehead (whiteheadk@vmi.edu) Phone: 540-464-7514</p> <p><b>Western Carolina (CatamountSports.com)</b> Steven Grandy (sgrandy@email.wcu.edu) Phone: 828-227-2655</p> <p><b>Wofford (WoffordTerriers.com)</b> Ryan Scott (scottrm@wofford.edu) Phone: 864-597-4092</p> <p><b>Southern Conference (SoConSports.com)</b> Phil Perry (pperry@socon.org) Phone: 864-591-5100 // Cell: 864-525-5174</p>	
--	---	--

2022-23 Southern Conference  
CONFERENCE BASKETBALL STATISTICS  
Through games of Feb 14, 2023 (All games)

SCORING OFFENSE	G	W-L	Pts	Avg/G
1. Furman	27	21-6	2236	82.8
2. Samford	27	18-9	2104	77.9
3. Chattanooga	27	14-13	2074	76.8
4. Western Carolina	27	14-13	2032	75.3
5. Wofford	27	13-14	2026	75.0
6. UNCG	27	18-9	1943	72.0
7. VMI	27	6-21	1876	69.5
8. Mercer	27	12-15	1870	69.3
9. ETSU	27	10-17	1868	69.2
10. The Citadel	27	9-18	1860	68.9

SCORING DEFENSE	G	Pts	Avg/G
1. UNCG	27	1723	63.8
2. Mercer	27	1836	68.0
3. ETSU	27	1856	68.7
4. Chattanooga	27	1907	70.6
5. Samford	27	1910	70.7
Furman	27	1910	70.7
7. Western Carolina	27	1929	71.4
8. Wofford	27	1956	72.4
9. The Citadel	27	2021	74.9
10. VMI	27	2023	74.9

SCORING MARGIN	G	Offense	Defense	Margin
1. Furman	27	82.8	70.7	+12.1
2. UNCG	27	72.0	63.8	+8.1
3. Samford	27	77.9	70.7	+7.2
4. Chattanooga	27	76.8	70.6	+6.2
5. Western Carolina	27	75.3	71.4	+3.8
6. Wofford	27	75.0	72.4	+2.6
7. Mercer	27	69.3	68.0	+1.3
8. ETSU	27	69.2	68.7	+0.4
9. VMI	27	69.5	74.9	-5.4
10. The Citadel	27	68.9	74.9	-6.0

FREE THROW PCT	G	FTM	FTA	Pct.
1. VMI	27	255	332	.768
2. The Citadel	27	329	432	.762
3. Samford	27	474	629	.754
4. Furman	27	372	497	.748
5. Wofford	27	333	455	.732
6. Chattanooga	27	356	494	.721
7. UNCG	27	363	507	.716
8. Western Carolina	27	402	567	.709
9. Mercer	27	306	450	.680
10. ETSU	27	298	449	.664

FIELD GOAL PERCENTAGE	G	FGM	FGA	Pct.
1. Furman	27	800	1644	.487
2. Wofford	27	744	1571	.474
3. ETSU	27	702	1544	.455
4. Samford	27	701	1552	.452
5. Mercer	27	701	1559	.450
6. Chattanooga	27	706	1574	.449
7. UNCG	27	686	1546	.444
8. The Citadel	27	662	1519	.436
9. Western Carolina	27	696	1631	.427
10. VMI	27	682	1606	.425

FIELD GOAL PCT DEFENSE	G	FGM	FGA	Pct.
1. UNCG	27	609	1512	.403
2. Chattanooga	27	683	1619	.422
3. ETSU	27	672	1565	.429
4. Mercer	27	649	1499	.433
5. Samford	27	651	1498	.435
6. The Citadel	27	703	1591	.442
7. Furman	27	696	1570	.443
8. Western Carolina	27	706	1582	.446
9. Wofford	27	725	1591	.456
10. VMI	27	723	1586	.456

3-POINT FG PCT	G	3FGM	3FGA	Pct.
1. Chattanooga	27	306	809	.378
2. VMI	27	257	719	.357
3. Furman	27	264	754	.350
4. UNCG	27	208	601	.346
5. The Citadel	27	207	612	.338
6. Western Carolina	27	238	706	.337
7. Mercer	27	162	482	.336
8. Samford	27	228	679	.336
9. Wofford	27	205	615	.333
10. ETSU	27	166	531	.313

3-POINT FG PCT DEFENSE	G	3FGM	3FGA	Pct.
1. UNCG	27	190	613	.310
2. ETSU	27	215	676	.318
3. The Citadel	27	219	669	.327
4. Western Carolina	27	148	442	.335
5. Wofford	27	225	669	.336
6. Chattanooga	27	223	661	.337
7. Furman	27	191	554	.345
8. Mercer	27	177	513	.345
9. VMI	27	271	780	.347
10. Samford	27	227	627	.362

REBOUNDING OFFENSE	G	Rebounds	Avg/G
1. Western Carolina	27	1010	37.4
2. Chattanooga	27	995	36.9
3. UNCG	27	990	36.7
4. Furman	27	982	36.4
5. Samford	27	976	36.1
6. VMI	27	969	35.9
7. ETSU	27	966	35.8
8. Mercer	27	923	34.2
9. Wofford	27	901	33.4
10. The Citadel	27	873	32.3

REBOUNDING DEFENSE	G	Rebounds	Avg/G
1. Wofford	27	847	31.4
2. Furman	27	881	32.6
3. Samford	27	890	33.0
4. VMI	27	900	33.3
5. Chattanooga	27	901	33.4
Mercer	27	901	33.4
7. ETSU	27	903	33.4
8. UNCG	27	907	33.6
9. Western Carolina	27	956	35.4
10. The Citadel	27	1002	37.1



2022-23 Southern Conference  
CONFERENCE BASKETBALL STATISTICS  
Through games of Feb 14, 2023 (All games)

REBOUNDING MARGIN						
	G	Team	Avg.	Opp.	Avg.	Margin
1. Furman	27	982	36.4	881	32.6	+3.7
2. Chattanooga	27	995	36.9	901	33.4	+3.5
3. Samford	27	976	36.1	890	33.0	+3.2
4. UNCG	27	990	36.7	907	33.6	+3.1
5. VMI	27	969	35.9	900	33.3	+2.6
6. ETSU	27	966	35.8	903	33.4	+2.3
7. Wofford	27	901	33.4	847	31.4	+2.0
8. Western Carolina	27	1010	37.4	956	35.4	+2.0
9. Mercer	27	923	34.2	901	33.4	+0.8
10. The Citadel	27	873	32.3	1002	37.1	-4.8

BLOCKED SHOTS			
	G	No.	Avg/G
1. Chattanooga	27	102	3.8
2. Furman	27	86	3.2
3. ETSU	27	84	3.1
4. Western Carolina	27	73	2.7
5. Samford	27	70	2.6
6. UNCG	27	67	2.5
7. The Citadel	27	63	2.3
8. Mercer	27	56	2.1
9. Wofford	27	54	2.0
10. VMI	27	31	1.1

ASSISTS			
	G	No.	Avg/G
1. Furman	27	488	18.1
2. Chattanooga	27	411	15.2
3. UNCG	27	402	14.9
4. Mercer	27	363	13.4
5. Wofford	27	344	12.7
6. Western Carolina	27	340	12.6
7. ETSU	27	335	12.4
8. The Citadel	27	330	12.2
9. Samford	27	310	11.5
10. VMI	27	310	11.5

STEALS			
	G	No.	Avg/G
1. Samford	27	209	7.7
2. UNCG	27	200	7.4
3. Furman	27	191	7.1
4. ETSU	27	170	6.3
5. Chattanooga	27	159	5.9
6. Western Carolina	27	159	5.9
7. Mercer	27	158	5.9
8. Wofford	27	154	5.7
9. The Citadel	27	148	5.5
10. VMI	27	146	5.4

TURNOVER MARGIN						
	G	Team	Avg.	Opp.	Avg.	Margin
1. Furman	27	312	11.6	368	13.6	+2.1
2. UNCG	27	323	12.0	375	13.9	+1.9
3. Samford	27	353	13.1	397	14.7	+1.6
4. Mercer	27	298	11.0	327	12.1	+1.1
5. Western Carolina	27	292	10.8	316	11.7	+0.9
6. Wofford	27	300	11.1	301	11.1	+0.0
7. Chattanooga	27	324	12.0	295	10.9	-1.1
8. ETSU	27	368	13.6	337	12.5	-1.1
9. The Citadel	27	339	12.6	300	11.1	-1.4
10. VMI	27	367	13.6	292	10.8	-2.8

ASSIST/TURNOVER RATIO						
	G	Ast.	Avg.	T/O	Avg.	Ratio
1. Furman	27	488	18.1	312	11.6	1.6
2. Chattanooga	27	411	15.2	324	12.0	1.3
3. UNCG	27	402	14.9	323	12.0	1.2
4. Mercer	27	363	13.4	298	11.0	1.2
5. Western Carolina	27	340	12.6	292	10.8	1.2
6. Wofford	27	344	12.7	300	11.1	1.1
7. The Citadel	27	330	12.2	339	12.6	1.0
8. ETSU	27	335	12.4	368	13.6	0.9
9. Samford	27	310	11.5	353	13.1	0.9
10. VMI	27	310	11.5	367	13.6	0.8

OFFENSIVE REBOUNDS			
	G	No.	Avg/G
1. VMI	27	299	11.1
2. ETSU	27	294	10.9
3. Samford	27	285	10.6
4. Western Carolina	27	279	10.3
5. Chattanooga	27	278	10.3
6. UNCG	27	277	10.3
7. Furman	27	274	10.1
8. Mercer	27	270	10.0
9. Wofford	27	248	9.2
10. The Citadel	27	191	7.1

DEFENSIVE REBOUNDS			
	G	No.	Avg/G
1. Western Carolina	27	731	27.1
2. Chattanooga	27	717	26.6
3. UNCG	27	713	26.4
4. Furman	27	708	26.2
5. Samford	27	691	25.6
6. The Citadel	27	682	25.3
7. ETSU	27	672	24.9
8. VMI	27	670	24.8
9. Mercer	27	653	24.2
10. Wofford	27	653	24.2

DEFENSIVE REB PCT.				
	G	D-Reb	Opp. OR	D-Reb%
1. Western Carolina	27	731	230	.761
2. Furman	27	708	242	.745
3. Chattanooga	27	717	250	.741
4. Samford	27	691	248	.736
5. UNCG	27	713	256	.736
6. Wofford	27	653	239	.732
7. VMI	27	670	252	.727
8. Mercer	27	653	254	.720
9. ETSU	27	672	276	.709
10. The Citadel	27	682	288	.703

OFFENSIVE REB PCT.				
	G	O-Reb	Opp. DR	O-Reb%
1. ETSU	27	294	627	.319
2. VMI	27	299	648	.316
3. Samford	27	285	642	.307
4. Furman	27	274	639	.300
5. Chattanooga	27	278	651	.299
6. UNCG	27	277	651	.298
7. Mercer	27	270	647	.294
8. Wofford	27	248	608	.290
9. Western Carolina	27	279	726	.278
10. The Citadel	27	191	714	.211

2022-23 Southern Conference  
CONFERENCE BASKETBALL STATISTICS  
Through games of Feb 14, 2023 (All games)

3-POINT FG MADE	G	No.	Avg/G
1. Chattanooga	27	306	11.3
2. Furman	27	264	9.8
3. VMI	27	257	9.5
4. Western Carolina	27	238	8.8
5. Samford	27	228	8.4
6. UNCG	27	208	7.7
7. The Citadel	27	207	7.7
8. Wofford	27	205	7.6
9. ETSU	27	166	6.1
10. Mercer	27	162	6.0

2022-23 Southern Conference  
CONFERENCE BASKETBALL STATISTICS  
Through games of Feb 14, 2023 (All games)

Team	Conference	Pct.	PF	PA	Overall	Pct.	PF	PA	Current unbeaten streak
Furman	12-2	.857	83.0	68.7	21-6	.778	82.8	70.7	Furman -- 8
Samford	12-2	.857	76.9	70.6	18-9	.667	77.9	70.7	Samford -- 4
UNCG	12-2	.857	73.6	62.0	18-9	.667	72.0	63.8	UNCG -- 4
Western Carolina	7-7	.500	71.6	73.7	14-13	.519	75.3	71.4	Chattanooga -- 2
Chattanooga	6-8	.429	73.4	72.4	14-13	.519	76.8	70.6	ETSU -- 1
ETSU	6-8	.429	67.5	68.6	10-17	.370	69.2	68.7	
Wofford	5-9	.357	73.6	77.4	13-14	.481	75.0	72.4	
Mercer	5-9	.357	61.9	67.2	12-15	.444	69.3	68.0	
The Citadel	4-10	.286	66.7	75.1	9-18	.333	68.9	74.9	
VMI	1-13	.071	62.6	75.2	6-21	.222	69.5	74.9	

TEAM SUMMARIES	G	PF-PA	Avg score	Margin	FG-FGA	Pct.	3FG-FGA	Pct.	FT-FTA	Pct.	RebF	RebA	Margin
Chattanooga	27	2074-1907	76.8-70.6	+6.2	706-1574	.449	306-809	.378	356-494	.721	995	901	+3.5
ETSU	27	1868-1856	69.2-68.7	+0.4	702-1544	.455	166-531	.313	298-449	.664	966	903	+2.3
Furman	27	2236-1910	82.8-70.7	+12.1	800-1644	.487	264-754	.350	372-497	.748	982	881	+3.7
Mercer	27	1870-1836	69.3-68.0	+1.3	701-1559	.450	162-482	.336	306-450	.680	923	901	+0.8
Samford	27	2104-1910	77.9-70.7	+7.2	701-1552	.452	228-679	.336	474-629	.754	976	890	+3.2
The Citadel	27	1860-2021	68.9-74.9	-6.0	662-1519	.436	207-612	.338	329-432	.762	873	1002	-4.8
UNCG	27	1943-1723	72.0-63.8	+8.1	686-1546	.444	208-601	.346	363-507	.716	990	907	+3.1
VMI	27	1876-2023	69.5-74.9	-5.4	682-1606	.425	257-719	.357	255-332	.768	969	900	+2.6
Western Carolina	27	2032-1929	75.3-71.4	+3.8	696-1631	.427	238-706	.337	402-567	.709	1010	956	+2.0
Wofford	27	2026-1956	75.0-72.4	+2.6	744-1571	.474	205-615	.333	333-455	.732	901	847	+2.0

ATTENDANCE	Home	Average	Away	Average	Neutral	Average	Total	Average
Chattanooga	14-42859	3061	13-38444	2957	0-0	0	27-81303	3011
ETSU	14-42884	3063	11-31451	2859	2-1796	898	27-76131	2820
Furman	14-30985	2213	9-28124	3125	4-7768	1942	27-66877	2477
Mercer	12-20126	1677	12-28011	2334	3-804	268	27-48941	1813
Samford	14-34118	2437	13-26565	2043	0-0	0	27-60683	2248
The Citadel	12-18742	1562	13-48172	3706	2-467	234	27-67381	2496
UNCG	13-17668	1359	11-44124	4011	3-0	0	27-61792	2289
VMI	11-14370	1306	14-29745	2125	2-264	132	27-44379	1644
Western Carolina	12-19933	1661	13-42859	3297	2-390	195	27-63182	2340
Wofford	14-17321	1237	13-47827	3679	0-0	0	27-65148	2413
Totals	130-259006	1992	122-365322	2994	18-11489	638	270-635817	2355

2022-23 Southern Conference  
INDIVIDUAL BASKETBALL STATISTICS  
Through games of Feb 14, 2023 (All games)

To be ranked, a player must appear in at least 75.0% of their team's games.

SCORING								REBOUNDING							
	Cl	G	FG	3FG	FT	Pts	Avg/G		Cl	G	Off	Def	Total	Avg/G	
1. Mike Bothwell-FUR	Sr	27	174	38	111	497	18.4	1. Tyzhaun Claude-WCU	Jr	25	81	132	213	8.5	
2. Stephen Clark-CIT	Sr	27	182	10	80	454	16.8	2. Vonterius Woolbright-WCU	Sr	26	39	154	193	7.4	
3. B.J. Mack-WOF	Sr	26	152	43	73	420	16.2	3. Jaden Seymour-ETSU	So	24	56	120	176	7.3	
4. Tre Jackson-WCU	Jr	26	131	90	57	409	15.7	4. Jalen Slawson-FUR	Sr	27	47	145	192	7.1	
5. Jalyn McCreary-MER	So	27	193	0	36	422	15.6	5. Mohammed Abdulsalam-UNCG	Sr	27	53	136	189	7.0	
6. Jalen Slawson-FUR	Sr	27	148	28	96	420	15.6	6. Taeshaud Jackson-VMI	Fr	26	52	119	171	6.6	
7. Tyzhaun Claude-WCU	Jr	25	137	2	109	385	15.4	7. Stephen Clark-CIT	Sr	27	44	132	176	6.5	
8. Austin Ash-CIT	Sr	27	134	91	48	407	15.1	8. Jermaine Marshall-SAM	Jr	26	49	119	168	6.5	
9. Jackson Paveletzke-WOF	Fr	27	133	34	100	400	14.8	9. Keondre Kennedy-UNCG	Sr	25	26	127	153	6.1	
10. Vonterius Woolbright-WCU	Sr	26	132	8	109	381	14.7	10. Jalen Haynes-ETSU	So	27	66	99	165	6.1	
11. Jalen Haynes-ETSU	So	27	145	3	98	391	14.5	11. Jalyn McCreary-MER	So	27	62	90	152	5.6	
12. Keyshaun Langley-UNCG	Sr	27	136	74	39	385	14.3	12. B.J. Mack-WOF	Sr	26	28	114	142	5.5	
Jordan King-ETSU	Sr	27	139	54	53	385	14.3	13. Logan Dye-SAM	Sr	27	41	102	143	5.3	
14. Logan Dye-SAM	Sr	27	131	33	83	378	14.0	Sean Conway-VMI	Sr	27	50	93	143	5.3	
15. Asher Woods-VMI	Fr	27	130	39	72	371	13.7	15. Messiah Jones-WOF	Sr	27	60	80	140	5.2	
16. Jamal Johnson-UTC	Sr	27	110	71	73	364	13.5	16. Marcus Foster-FUR	Jr	27	35	103	138	5.1	
17. Keondre Kennedy-UNCG	Sr	25	108	52	64	332	13.3	17. Rickey Bradley-VMI	Fr	26	34	94	128	4.9	
18. Sean Conway-VMI	Sr	27	122	62	37	343	12.7	18. Asher Woods-VMI	Fr	27	26	102	128	4.7	
19. Jermaine Marshall-SAM	Jr	26	98	26	91	313	12.0	Tyler Houser-VMI	Fr	27	41	87	128	4.7	
20. Kamar Robertson-MER	Sr	23	83	37	54	257	11.2	20. Kyler Filewich-WOF	Jr	27	56	71	127	4.7	
21. Marcus Foster-FUR	Jr	27	105	52	38	300	11.1								
22. Tony Felder-VMI	Fr	27	99	49	42	289	10.7								
23. Mikeal Brown-Jones-UNCG	Jr	27	105	7	69	286	10.6								
24. JP Pegues-FUR	So	27	97	51	40	285	10.6								
25. Tyler Houser-VMI	Fr	27	108	34	33	283	10.5								
26. Russell Jones Jr.-WCU	Jr	27	87	51	40	265	9.8								
27. Dalvin White-UTC	Sr	25	82	53	25	242	9.7								
28. Messiah Jones-WOF	Sr	27	96	0	60	252	9.3								
29. Bubba Parham-SAM	Sr	27	69	47	61	246	9.1								
30. Shawn Walker Jr.-MER	Sr	26	87	31	30	235	9.0								
FIELD GOAL PCT						ASSISTS									
	Cl	G	FGM	FGA	Pct.		Cl	G	No.	Avg/G					
1. Mikeal Brown-Jones-UNCG	Jr	27	105	179	.587	1. Vonterius Woolbright-WCU	Sr	26	121	4.7					
2. Jalen Haynes-ETSU	So	27	145	251	.578	2. JP Pegues-FUR	So	27	109	4.0					
3. Jalen Slawson-FUR	Sr	27	148	263	.563	3. Jackson Paveletzke-WOF	Fr	27	102	3.8					
4. Messiah Jones-WOF	Sr	27	96	172	.558	4. Dante Treacy-UNCG	Sr	27	100	3.7					
5. Jalyn McCreary-MER	So	27	193	349	.553	5. Kobe Langley-UNCG	Sr	27	99	3.7					
6. Garrett Hien-FUR	Jr	25	78	145	.538	6. Jalen Slawson-FUR	Sr	27	95	3.5					
7. Mike Bothwell-FUR	Sr	27	174	330	.527	7. Luis Hurtado-MER	Sr	26	87	3.3					
8. Tyzhaun Claude-WCU	Jr	25	137	265	.517	8. Mike Bothwell-FUR	Sr	27	88	3.3					
9. Stephen Clark-CIT	Sr	27	182	356	.511	9. Jordan King-ETSU	Sr	27	85	3.1					
10. Logan Dye-SAM	Sr	27	131	259	.506	10. Tony Felder-VMI	Fr	27	84	3.1					
11. B.J. Mack-WOF	Sr	26	152	307	.495	11. Allen Strothers-ETSU	Fr	27	79	2.9					
12. Rickey Bradley-VMI	Fr	26	82	167	.491	Stephen Clark-CIT	Sr	27	79	2.9					
13. Justice Smith-ETSU	So	27	81	165	.491	13. Dalvin White-UTC	Sr	25	72	2.9					
14. Jackson Paveletzke-WOF	Fr	27	133	274	.485	14. Bubba Parham-SAM	Sr	27	68	2.5					
15. Kamar Robertson-MER	Sr	23	83	174	.477	15. Jaron Rillie-SAM	So	27	67	2.5					

2022-23 Southern Conference  
INDIVIDUAL BASKETBALL STATISTICS  
Through games of Feb 14, 2023 (All games)

FREE THROW PCT					
	Cl	G	FTM	FTA	Pct.
1. Tre Jackson-WCU	Jr	26	57	62	.919
2. Jackson Paveletzke-WOF	Fr	27	100	118	.847
3. Mike Bothwell-FUR	Sr	27	111	132	.841
4. Jamal Johnson-UTC	Sr	27	73	88	.830
5. Bubba Parham-SAM	Sr	27	61	74	.824
6. Asher Woods-VMI	Fr	27	72	88	.818
Kamar Robertson-MER	Sr	23	54	66	.818
8. Keondre Kennedy-UNCG	Sr	25	64	79	.810
9. Jalen Slawson-FUR	Sr	27	96	120	.800
10. B.J. Mack-WOF	Sr	26	73	92	.793
11. Jermaine Marshall-SAM	Jr	26	91	115	.791
12. Mikeal Brown-Jones-UNCG	Jr	27	69	90	.767
13. Madison Durr-CIT	Fr	27	55	74	.743
14. Tyzhaun Claude-WCU	Jr	25	109	154	.708
15. Logan Dye-SAM	Sr	27	83	118	.703

STEALS				
	Cl	G	No.	Avg/G
1. Kobe Langley-UNCG	Sr	27	54	2.0
2. Keyshaun Langley-UNCG	Sr	27	50	1.9
3. Elijah Morgan-CIT	Jr	27	47	1.7
4. A.J. Staton-McCray-SAM	So	26	45	1.7
5. Russell Jones Jr.-WCU	Jr	27	46	1.7
Jalen Slawson-FUR	Sr	27	46	1.7
7. Allen Strothers-ETSU	Fr	27	34	1.3
8. Corey Tripp-WOF	So	27	33	1.2
9. Vonterius Woolbright-WCU	Sr	26	31	1.2
Jermaine Marshall-SAM	Jr	26	31	1.2
11. Jordan King-ETSU	Sr	27	31	1.1
12. Tre Jackson-WCU	Jr	26	29	1.1
13. Jamal Johnson-UTC	Sr	27	30	1.1
14. Kamar Robertson-MER	Sr	23	25	1.1
15. Jaron Rillie-SAM	So	27	29	1.1
Austin Ash-CIT	Sr	27	29	1.1

3-POINT FG PCT					
	Cl	G	3FG	FGA	Pct.
1. Dalvin White-UTC	Sr	25	53	120	.442
2. Tre Jackson-WCU	Jr	26	90	210	.429
3. Kamar Robertson-MER	Sr	23	37	87	.425
4. Keyshaun Langley-UNCG	Sr	27	74	177	.418
5. Keondre Kennedy-UNCG	Sr	25	52	130	.400
6. Austin Ash-CIT	Sr	27	91	228	.399
7. Sean Conway-VMI	Sr	27	62	157	.395
8. Jamal Johnson-UTC	Sr	27	71	180	.394
9. Jackson Paveletzke-WOF	Fr	27	34	88	.386
10. Marcus Foster-FUR	Jr	27	52	136	.382
11. Logan Dye-SAM	Sr	27	33	88	.375
12. Shawn Walker Jr.-MER	Sr	26	31	83	.373
13. Tyler Houser-VMI	Fr	27	34	92	.370
14. Russell Jones Jr.-WCU	Jr	27	51	139	.367
15. Jalen Slawson-FUR	Sr	27	28	77	.364

3-POINT FG MADE				
	Cl	G	3FG	Avg/G
1. Tre Jackson-WCU	Jr	26	90	3.5
2. Austin Ash-CIT	Sr	27	91	3.4
3. Keyshaun Langley-UNCG	Sr	27	74	2.7
4. Jamal Johnson-UTC	Sr	27	71	2.6
5. Sean Conway-VMI	Sr	27	62	2.3
6. Dalvin White-UTC	Sr	25	53	2.1
7. Keondre Kennedy-UNCG	Sr	25	52	2.1
8. Jordan King-ETSU	Sr	27	54	2.0
9. Marcus Foster-FUR	Jr	27	52	1.9
10. Russell Jones Jr.-WCU	Jr	27	51	1.9
JP Pegues-FUR	So	27	51	1.9
12. Tony Felder-VMI	Fr	27	49	1.8
13. Bubba Parham-SAM	Sr	27	47	1.7
14. B.J. Mack-WOF	Sr	26	43	1.7
15. Kamar Robertson-MER	Sr	23	37	1.6

BLOCKED SHOTS				
	Cl	G	No.	Avg/G
1. Stephen Clark-CIT	Sr	27	44	1.6
2. Jalen Slawson-FUR	Sr	27	42	1.6
3. Jaden Seymour-ETSU	So	24	25	1.0
4. Tyzhaun Claude-WCU	Jr	25	23	0.9
5. Achor Achor-SAM	So	25	21	0.8
6. Sam Alexis-UTC	Fr	24	17	0.7
7. Tyler Harris-WCU	Sr	27	18	0.7
Logan Dye-SAM	Sr	27	18	0.7
9. Keondre Kennedy-UNCG	Sr	25	16	0.6
10. Jalyn McCreary-MER	So	27	17	0.6
11. Jalen Haynes-ETSU	So	27	16	0.6
Mohammed Abdulsalam-UNCG	Sr	27	16	0.6
13. Jermaine Marshall-SAM	Jr	26	12	0.5
14. Mikeal Brown-Jones-UNCG	Jr	27	12	0.4
Messiah Jones-WOF	Sr	27	12	0.4

ASSIST/TURNOVER RATIO					
	Cl	G	Ast.	T/O	Ratio
1. Kobe Langley-UNCG	Sr	27	99	36	2.8
2. JP Pegues-FUR	So	27	109	51	2.1
3. Dante Treacy-UNCG	Sr	27	100	50	2.0
4. Mike Bothwell-FUR	Sr	27	88	45	2.0
5. Vonterius Woolbright-WCU	Sr	26	121	67	1.8
6. Luis Hurtado-MER	Sr	26	87	52	1.7
7. Jackson Paveletzke-WOF	Fr	27	102	61	1.7
8. Jordan King-ETSU	Sr	27	85	62	1.4
9. Jalen Slawson-FUR	Sr	27	95	70	1.4
10. Tony Felder-VMI	Fr	27	84	62	1.4

2022-23 Southern Conference  
INDIVIDUAL BASKETBALL STATISTICS  
Through games of Feb 14, 2023 (All games)

OFFENSIVE REBOUNDS	Cl	G	No.	Avg/G
1. Tyzhaun Claude-WCU	Jr	25	81	3.2
2. Jalen Haynes-ETSU	So	27	66	2.4
3. Jaden Seymour-ETSU	So	24	56	2.3
4. Jalyn McCreary-MER	So	27	62	2.3
5. Messiah Jones-WOF	Sr	27	60	2.2
6. Kyler Filewich-WOF	Jr	27	56	2.1
Bas Leyte-UNCG	Sr	27	56	2.1
8. Taeshaud Jackson-VMI	Fr	26	52	2.0
9. Mohammed Abdulsalam-UNCG	Sr	27	53	2.0
10. Jermaine Marshall-SAM	Jr	26	49	1.9
11. Sean Conway-VMI	Sr	27	50	1.9
12. Jalen Slawson-FUR	Sr	27	47	1.7
13. Stephen Clark-CIT	Sr	27	44	1.6
14. Sam Alexis-UTC	Fr	24	39	1.6
15. Achor Achor-SAM	So	25	39	1.6

DEFENSIVE REBOUNDS	Cl	G	No.	Avg/G
1. Vonterius Woolbright-WCU	Sr	26	154	5.9
2. Jalen Slawson-FUR	Sr	27	145	5.4
3. Tyzhaun Claude-WCU	Jr	25	132	5.3
4. Keondre Kennedy-UNCG	Sr	25	127	5.1
5. Mohammed Abdulsalam-UNCG	Sr	27	136	5.0
6. Jaden Seymour-ETSU	So	24	120	5.0
7. Stephen Clark-CIT	Sr	27	132	4.9
8. Jermaine Marshall-SAM	Jr	26	119	4.6
Taeshaud Jackson-VMI	Fr	26	119	4.6
10. B.J. Mack-WOF	Sr	26	114	4.4
11. Austin Ash-CIT	Sr	27	117	4.3
12. Marcus Foster-FUR	Jr	27	103	3.8
13. Asher Woods-VMI	Fr	27	102	3.8
Logan Dye-SAM	Sr	27	102	3.8
15. Jalen Haynes-ETSU	So	27	99	3.7

MINUTES PLAYED	Cl	G	No.	Avg/G
1. Austin Ash-CIT	Sr	27	1007	37.3
2. Jordan King-ETSU	Sr	27	953	35.3
3. Asher Woods-VMI	Fr	27	948	35.1
4. Tre Jackson-WCU	Jr	26	895	34.4
5. Stephen Clark-CIT	Sr	27	920	34.1
6. Mike Bothwell-FUR	Sr	27	909	33.7
7. Jackson Paveletzke-WOF	Fr	27	879	32.6
8. Russell Jones Jr.-WCU	Jr	27	871	32.3
9. Vonterius Woolbright-WCU	Sr	26	826	31.8
10. JP Pegues-FUR	So	27	848	31.4
11. Sean Conway-VMI	Sr	27	832	30.8
12. Elijah Morgan-CIT	Jr	27	826	30.6
13. Jalen Slawson-FUR	Sr	27	825	30.6
14. Keondre Kennedy-UNCG	Sr	25	761	30.4
15. B.J. Mack-WOF	Sr	26	790	30.4
16. Rickey Bradley-VMI	Fr	26	781	30.0
17. Corey Tripp-WOF	So	27	810	30.0
18. Keyshaun Langley-UNCG	Sr	27	798	29.6
19. Shawn Walker Jr.-MER	Sr	26	764	29.4
20. Tyler Harris-WCU	Sr	27	790	29.3
21. Jamal Johnson-UTC	Sr	27	786	29.1
22. Bubba Parham-SAM	Sr	27	778	28.8
23. Marcus Foster-FUR	Jr	27	771	28.6
24. Jalen Haynes-ETSU	So	27	756	28.0
25. Dante Treacy-UNCG	Sr	27	746	27.6
26. Allen Strothers-ETSU	Fr	27	740	27.4
27. A.J. Caldwell-UTC	Sr	27	724	26.8
28. Tony Felder-VMI	Fr	27	717	26.6
29. Jaden Seymour-ETSU	So	24	636	26.5
30. Kamar Robertson-MER	Sr	23	608	26.4

2022-23 Southern Conference  
Conference Team Highs  
Through games of Feb 14, 2023 (All games)

TEAM HIGHS (highest totals made by)

Points	120	Wofford vs Bob Jones (11/07/22)
	120	UNCG vs Warren Wilson (12/18/22)
Margin	72 (120-48)	Wofford vs Bob Jones (11/07/22)
	72 (120-48)	UNCG vs Warren Wilson (12/18/22)
Field goals made	49	Wofford vs Bob Jones (11/07/22)
	46	Mercer vs Milligan (11/11/22)
Field goal attempts	86	Western Carolina vs Toccoa Falls (12/20/22)
	83	The Citadel vs Morris (11/15/22)
Field goal percentage	.662 (45-68)	UNCG vs Warren Wilson (12/18/22)
	.661 (37-56)	VMI vs Regent (11/26/22)
3-Pt FG made	22	Chattanooga vs Covenant (11/19/22)
	20	VMI vs Carlow (12/07/22)
3-Pt FG attempts	53	VMI vs Carlow (12/07/22)
	45	Furman at VMI (02/08/23)
3-Pt percentage	.625 (10-16)	Furman at Mercer (01/11/23)
	.615 (16-26)	VMI at Chattanooga (01/07/23)
Free throws made	33	UNCG at Furman (01/14/23)
	29	Samford at The Citadel (12/31/22)
Free throw attempts	42	ETSU vs Little Rock (11/17/22)
	41	UNCG at Furman (01/14/23)
Free throw percentage	1.000 (17-17)	The Citadel at VMI (01/21/23)
	1.000 (16-16)	ETSU vs Chattanooga (01/28/23)
	1.000 (12-12)	The Citadel vs IUPUI (11/25/22)
	1.000 (11-11)	VMI at Furman (12/29/22)
	1.000 (10-10)	VMI at ETSU (02/10/23)
	1.000 (7-7)	Wofford at Texas A&M (12/20/22)
Rebounds	69	The Citadel vs Morris (11/15/22)
	64	Western Carolina vs Brescia (11/13/22)
Assists	32	UNCG vs Warren Wilson (12/18/22)
	31	Mercer vs Milligan (11/11/22)
	31	Mercer vs Middle Georgia State (12/06/22)
Steals	16	ETSU at The Citadel (01/11/23)
	15	Furman vs North Greenville (11/07/22)
Blocked shots	11	Chattanooga vs Johnson (Tenn.) (12/10/22)
	9	The Citadel vs Western Carolina (01/14/23)
	9	Western Carolina vs Wofford (01/18/23)
Turnovers	24	VMI vs SIUE (11/19/22)
	23	Samford vs Louisiana Tech (11/25/22)
Fouls	29	The Citadel at N.C. Central (12/20/22)
	29	Furman vs UNCG (01/14/23)

2022-23 Southern Conference  
Conference Individual Highs  
Through games of Feb 14, 2023 (All games)

INDIVIDUAL PLAYER GAME HIGHS

Points	47		Tre Jackson (Western Carolina) at Wofford (02/08/23)
	42		Jordan King (ETSU) at The Citadel (01/11/23)
Field goals made	14		Jordan King (ETSU) at The Citadel (01/11/23)
	14		Tre Jackson (Western Carolina) at Wofford (02/08/23)
Field goal attempts	26		Vonterius Woolbright (Western Carolina) at Wofford (02/08/23)
	21		Jake Stephens (Chattanooga) vs Milwaukee (12/06/22)
	21		Tre Jackson (Western Carolina) at Wofford (02/08/23)
	21		Keyshaun Langley (UNCG) vs Wofford (02/12/23)
Field goal percentage	1.000	(8-8)	Jalen Haynes (ETSU) vs Mars Hill (11/30/22)
	.923	(12-13)	Jalyn McCreary (Mercer) vs Middle Georgia State (12/06/22)
3-Pt FG made	9		Austin Ash (The Citadel) vs Longwood (12/17/22)
	8		Jordan King (ETSU) at The Citadel (01/11/23)
	8		Tre Jackson (Western Carolina) at Wofford (02/08/23)
3-Pt FG attempts	17		Devin Butler (VMI) vs Carlow (12/07/22)
	17		Austin Ash (The Citadel) vs Longwood (12/17/22)
3-Pt percentage	.857	(6-7)	Sean Conway (VMI) vs Regent (11/26/22)
	.857	(6-7)	Sean Conway (VMI) vs Navy (12/03/22)
	.857	(6-7)	Marcus Foster (Furman) at Mercer (01/11/23)
	.857	(6-7)	Carson McCorkle (Wofford) vs VMI (01/14/23)
Free throws made	13		Jermaine Marshall (Samford) at UCF (12/04/22)
	13		Mike Bothwell (Furman) at Wofford (01/22/23)
	13		Jalen Slawson (Furman) vs Samford (01/25/23)
Free throw attempts	16		Jermaine Marshall (Samford) at UCF (12/04/22)
	15		Jalen Slawson (Furman) vs Samford (01/25/23)
Free throw percentage	1.000	(11-11)	Mike Bothwell (Furman) vs Stephen F. Austin (12/17/22)
	1.000	(11-11)	Tre Jackson (Western Carolina) at Wofford (02/08/23)
	1.000	(10-10)	Mike Bothwell (Furman) at App State (11/29/22)
	1.000	(9-9)	Jalen Haynes (ETSU) vs Louisiana (11/13/22)
	1.000	(9-9)	Keondre Kennedy (UNCG) vs Montana State (11/25/22)
	1.000	(9-9)	Tyzhaun Claude (Western Carolina) vs Toccoa Falls (12/20/22)
	1.000	(9-9)	Jaron Rillie (Samford) at The Citadel (12/31/22)
	1.000	(8-8)	Jermaine Marshall (Samford) vs Spring Hill (11/10/22)
	1.000	(8-8)	Jackson Paveletzke (Wofford) vs North Carolina A&T (11/20/22)
	1.000	(8-8)	Austin Ash (The Citadel) at Charleston Southern (11/30/22)
	1.000	(8-8)	B.J. Mack (Wofford) vs ETSU (12/29/22)
	1.000	(8-8)	Austin Ash (The Citadel) at VMI (01/21/23)
	1.000	(8-8)	Jalen Haynes (ETSU) vs Chattanooga (01/28/23)
	1.000	(8-8)	B.J. Mack (Wofford) vs Western Carolina (02/08/23)
Rebounds	20		Jake Stephens (Chattanooga) vs Belmont (12/18/22)
	17		Tyzhaun Claude (Western Carolina) at The Citadel (01/14/23)
Assists	11		Vonterius Woolbright (Western Carolina) at VMI (01/28/23)
	10		DJ Campbell (Western Carolina) vs Brescia (11/13/22)
	10		Luis Hurtado (Mercer) vs Winthrop (11/19/22)
	10		Rickey Bradley (VMI) vs Carlow (12/07/22)
	10		Jackson Paveletzke (Wofford) vs Montreat (12/17/22)
	10		Jaron Rillie (Samford) vs Mercer (12/28/22)
	10		Vonterius Woolbright (Western Carolina) vs Wofford (01/18/23)
	10		Carter Whitt (Furman) at VMI (02/08/23)
Steals	7		Jordan King (ETSU) at The Citadel (01/11/23)
	6		Jaron Rillie (Samford) vs Wofford (01/11/23)
Blocked shots	5		Jake Stephens (Chattanooga) at Gardner-Webb (12/03/22)
	5		Jake Stephens (Chattanooga) vs Belmont (12/18/22)
	5		Jake Stephens (Chattanooga) at The Citadel (12/29/22)
	5		Stephen Clark (The Citadel) vs ETSU (01/11/23)
	5		Stephen Clark (The Citadel) vs Western Carolina (01/14/23)



Turnovers	8	Jake Stephens (Chattanooga) at Col. of Charleston (11/07/22)
	8	Asher Woods (VMI) at Mercer (02/04/23)

2022-23 Southern Conference  
CONFERENCE BASKETBALL STATISTICS  
Through games of Feb 14, 2023 (Conference games only)

SCORING OFFENSE	G	W-L	Pts	Avg/G
1. Furman	14	12-2	1162	83.0
2. Samford	14	12-2	1076	76.9
3. Wofford	14	5-9	1031	73.6
4. UNCG	14	12-2	1030	73.6
5. Chattanooga	14	6-8	1028	73.4
6. Western Carolina	14	7-7	1003	71.6
7. ETSU	14	6-8	945	67.5
8. The Citadel	14	4-10	934	66.7
9. VMI	14	1-13	877	62.6
10. Mercer	14	5-9	867	61.9

SCORING DEFENSE	G	Pts	Avg/G
1. UNCG	14	868	62.0
2. Mercer	14	941	67.2
3. ETSU	14	960	68.6
4. Furman	14	962	68.7
5. Samford	14	988	70.6
6. Chattanooga	14	1014	72.4
7. Western Carolina	14	1032	73.7
8. The Citadel	14	1052	75.1
9. VMI	14	1053	75.2
10. Wofford	14	1083	77.4

SCORING MARGIN	G	Offense	Defense	Margin
1. Furman	14	83.0	68.7	+14.3
2. UNCG	14	73.6	62.0	+11.6
3. Samford	14	76.9	70.6	+6.3
4. Chattanooga	14	73.4	72.4	+1.0
5. ETSU	14	67.5	68.6	-1.1
6. Western Carolina	14	71.6	73.7	-2.1
7. Wofford	14	73.6	77.4	-3.7
8. Mercer	14	61.9	67.2	-5.3
9. The Citadel	14	66.7	75.1	-8.4
10. VMI	14	62.6	75.2	-12.6

FREE THROW PCT	G	FTM	FTA	Pct.
1. VMI	14	120	154	.779
2. The Citadel	14	179	231	.775
3. Samford	14	236	306	.771
4. Furman	14	221	294	.752
5. Chattanooga	14	179	244	.734
6. Wofford	14	174	242	.719
7. UNCG	14	198	282	.702
8. Western Carolina	14	208	297	.700
9. ETSU	14	155	235	.660
10. Mercer	14	134	208	.644

FIELD GOAL PERCENTAGE	G	FGM	FGA	Pct.
1. Furman	14	400	844	.474
2. Wofford	14	379	805	.471
3. Samford	14	359	771	.466
4. UNCG	14	363	784	.463
5. ETSU	14	352	780	.451
6. The Citadel	14	325	753	.432
7. Chattanooga	14	350	817	.428
8. Western Carolina	14	344	826	.416
9. Mercer	14	332	821	.404
10. VMI	14	323	810	.399

FIELD GOAL PCT DEFENSE	G	FGM	FGA	Pct.
1. UNCG	14	306	764	.401
2. ETSU	14	346	836	.414
3. Furman	14	340	812	.419
4. Chattanooga	14	353	811	.435
5. Samford	14	340	767	.443
6. Mercer	14	336	757	.444
7. Wofford	14	388	846	.459
8. The Citadel	14	370	804	.460
9. Western Carolina	14	374	809	.462
10. VMI	14	374	805	.465

3-POINT FG PCT	G	3FGM	3FGA	Pct.
1. Chattanooga	14	149	408	.365
2. UNCG	14	106	296	.358
3. Furman	14	141	395	.357
4. The Citadel	14	105	298	.352
5. Samford	14	122	347	.352
6. ETSU	14	86	264	.326
7. Wofford	14	99	305	.325
8. VMI	14	111	350	.317
9. Western Carolina	14	107	344	.311
10. Mercer	14	69	243	.284

3-POINT FG PCT DEFENSE	G	3FGM	3FGA	Pct.
1. UNCG	14	98	318	.308
2. Furman	14	83	266	.312
3. ETSU	14	113	361	.313
4. The Citadel	14	115	349	.330
5. Chattanooga	14	115	339	.339
6. Samford	14	110	323	.341
7. Wofford	14	131	380	.345
8. Western Carolina	14	90	253	.356
9. VMI	14	139	388	.358
10. Mercer	14	101	273	.370

REBOUNDING OFFENSE	G	Rebounds	Avg/G
1. Furman	14	525	37.5
2. ETSU	14	512	36.6
3. UNCG	14	503	35.9
4. Western Carolina	14	488	34.9
5. Chattanooga	14	486	34.7
6. VMI	14	481	34.4
7. Mercer	14	474	33.9
8. Samford	14	470	33.6
9. Wofford	14	452	32.3
10. The Citadel	14	426	30.4

REBOUNDING DEFENSE	G	Rebounds	Avg/G
1. Samford	14	442	31.6
2. UNCG	14	457	32.6
3. VMI	14	475	33.9
4. Furman	14	476	34.0
5. ETSU	14	478	34.1
6. Chattanooga	14	491	35.1
7. Wofford	14	494	35.3
8. Mercer	14	495	35.4
9. The Citadel	14	499	35.6
10. Western Carolina	14	510	36.4

2022-23 Southern Conference  
CONFERENCE BASKETBALL STATISTICS  
Through games of Feb 14, 2023 (Conference games only)

REBOUNDING MARGIN	G	Team	Avg.	Opp.	Avg.	Margin
1. Furman	14	525	37.5	476	34.0	+3.5
2. UNCG	14	503	35.9	457	32.6	+3.3
3. ETSU	14	512	36.6	478	34.1	+2.4
4. Samford	14	470	33.6	442	31.6	+2.0
5. VMI	14	481	34.4	475	33.9	+0.4
6. Chattanooga	14	486	34.7	491	35.1	-0.4
7. Mercer	14	474	33.9	495	35.4	-1.5
8. Western Carolina	14	488	34.9	510	36.4	-1.6
9. Wofford	14	452	32.3	494	35.3	-3.0
10. The Citadel	14	426	30.4	499	35.6	-5.2

BLOCKED SHOTS	G	No.	Avg/G
1. ETSU	14	44	3.1
2. Chattanooga	14	43	3.1
3. Furman	14	39	2.8
4. UNCG	14	38	2.7
5. Western Carolina	14	37	2.6
6. The Citadel	14	35	2.5
7. Samford	14	34	2.4
8. Mercer	14	30	2.1
9. Wofford	14	29	2.1
10. VMI	14	14	1.0

ASSISTS	G	No.	Avg/G
1. Furman	14	234	16.7
2. UNCG	14	203	14.5
3. Chattanooga	14	196	14.0
4. Wofford	14	172	12.3
5. The Citadel	14	162	11.6
6. ETSU	14	158	11.3
7. Samford	14	153	10.9
8. Western Carolina	14	149	10.6
9. VMI	14	141	10.1
10. Mercer	14	137	9.8

STEALS	G	No.	Avg/G
1. UNCG	14	115	8.2
2. Samford	14	105	7.5
3. Chattanooga	14	88	6.3
4. Mercer	14	79	5.6
The Citadel	14	79	5.6
Furman	14	79	5.6
7. Wofford	14	77	5.5
Western Carolina	14	77	5.5
9. ETSU	14	76	5.4
10. VMI	14	69	4.9

TURNOVER MARGIN	G	Team	Avg.	Opp.	Avg.	Margin
1. UNCG	14	151	10.8	193	13.8	+3.0
2. Furman	14	137	9.8	169	12.1	+2.3
3. Mercer	14	145	10.4	169	12.1	+1.7
4. Western Carolina	14	134	9.6	149	10.6	+1.1
5. Samford	14	161	11.5	175	12.5	+1.0
6. Chattanooga	14	155	11.1	162	11.6	+0.5
7. Wofford	14	151	10.8	145	10.4	-0.4
8. The Citadel	14	181	12.9	152	10.9	-2.1
9. ETSU	14	183	13.1	142	10.1	-2.9
10. VMI	14	189	13.5	131	9.4	-4.1

ASSIST/TURNOVER RATIO	G	Ast.	Avg.	T/O	Avg.	Ratio
1. Furman	14	234	16.7	137	9.8	1.7
2. UNCG	14	203	14.5	151	10.8	1.3
3. Chattanooga	14	196	14.0	155	11.1	1.3
4. Wofford	14	172	12.3	151	10.8	1.1
5. Western Carolina	14	149	10.6	134	9.6	1.1
6. Samford	14	153	10.9	161	11.5	1.0
7. Mercer	14	137	9.8	145	10.4	0.9
8. The Citadel	14	162	11.6	181	12.9	0.9
9. ETSU	14	158	11.3	183	13.1	0.9
10. VMI	14	141	10.1	189	13.5	0.7

OFFENSIVE REBOUNDS	G	No.	Avg/G
1. VMI	14	155	11.1
2. Furman	14	151	10.8
3. Mercer	14	150	10.7
4. ETSU	14	145	10.4
5. Chattanooga	14	140	10.0
6. UNCG	14	135	9.6
7. Western Carolina	14	128	9.1
8. Wofford	14	120	8.6
Samford	14	120	8.6
10. The Citadel	14	89	6.4

DEFENSIVE REBOUNDS	G	No.	Avg/G
1. Furman	14	374	26.7
2. UNCG	14	368	26.3
3. ETSU	14	367	26.2
4. Western Carolina	14	360	25.7
5. Samford	14	350	25.0
6. Chattanooga	14	346	24.7
7. The Citadel	14	337	24.1
8. Wofford	14	332	23.7
9. VMI	14	326	23.3
10. Mercer	14	324	23.1

DEFENSIVE REB PCT.	G	D-Reb	Opp. OR	D-Reb%
1. Western Carolina	14	360	116	.756
2. Samford	14	350	120	.745
3. UNCG	14	368	129	.740
4. Furman	14	374	139	.729
5. Mercer	14	324	122	.726
6. Chattanooga	14	346	133	.722
7. The Citadel	14	337	136	.712
8. VMI	14	326	133	.710
9. ETSU	14	367	153	.706
10. Wofford	14	332	152	.686

OFFENSIVE REB PCT.	G	O-Reb	Opp. DR	O-Reb%
1. VMI	14	155	342	.312
2. Furman	14	151	337	.309
3. ETSU	14	145	325	.309
4. UNCG	14	135	328	.292
5. Mercer	14	150	373	.287
6. Chattanooga	14	140	358	.281
7. Samford	14	120	322	.271
8. Wofford	14	120	342	.260
9. Western Carolina	14	128	394	.245
10. The Citadel	14	89	363	.197

2022-23 Southern Conference  
CONFERENCE BASKETBALL STATISTICS  
Through games of Feb 14, 2023 (Conference games only)

3-POINT FG MADE	G	No.	Avg/G
1. Chattanooga	14	149	10.6
2. Furman	14	141	10.1
3. Samford	14	122	8.7
4. VMI	14	111	7.9
5. Western Carolina	14	107	7.6
6. UNCG	14	106	7.6
7. The Citadel	14	105	7.5
8. Wofford	14	99	7.1
9. ETSU	14	86	6.1
10. Mercer	14	69	4.9

2022-23 Southern Conference  
CONFERENCE BASKETBALL STATISTICS  
Through games of Feb 14, 2023 (Conference games only)

Team	Conference	Pct.	PF	PA	Overall	Pct.	PF	PA	Current unbeaten streak
Furman	12-2	.857	83.0	68.7	12-2	.857	83.0	68.7	Furman -- 8
Samford	12-2	.857	76.9	70.6	12-2	.857	76.9	70.6	Samford -- 4
UNCG	12-2	.857	73.6	62.0	12-2	.857	73.6	62.0	UNCG -- 4
Western Carolina	7-7	.500	71.6	73.7	7-7	.500	71.6	73.7	Chattanooga -- 2
Chattanooga	6-8	.429	73.4	72.4	6-8	.429	73.4	72.4	ETSU -- 1
ETSU	6-8	.429	67.5	68.6	6-8	.429	67.5	68.6	
Wofford	5-9	.357	73.6	77.4	5-9	.357	73.6	77.4	
Mercer	5-9	.357	61.9	67.2	5-9	.357	61.9	67.2	
The Citadel	4-10	.286	66.7	75.1	4-10	.286	66.7	75.1	
VMI	1-13	.071	62.6	75.2	1-13	.071	62.6	75.2	

TEAM SUMMARIES	G	PF-PA	Avg score	Margin	FG-FGA	Pct.	3FG-FGA	Pct.	FT-FTA	Pct.	RebF	RebA	Margin
Chattanooga	14	1028-1014	73.4-72.4	+1.0	350-817	.428	149-408	.365	179-244	.734	486	491	-0.4
ETSU	14	945-960	67.5-68.6	-1.1	352-780	.451	86-264	.326	155-235	.660	512	478	+2.4
Furman	14	1162-962	83.0-68.7	+14.3	400-844	.474	141-395	.357	221-294	.752	525	476	+3.5
Mercer	14	867-941	61.9-67.2	-5.3	332-821	.404	69-243	.284	134-208	.644	474	495	-1.5
Samford	14	1076-988	76.9-70.6	+6.3	359-771	.466	122-347	.352	236-306	.771	470	442	+2.0
The Citadel	14	934-1052	66.7-75.1	-8.4	325-753	.432	105-298	.352	179-231	.775	426	499	-5.2
UNCG	14	1030-868	73.6-62.0	+11.6	363-784	.463	106-296	.358	198-282	.702	503	457	+3.3
VMI	14	877-1053	62.6-75.2	-12.6	323-810	.399	111-350	.317	120-154	.779	481	475	+0.4
Western Carolina	14	1003-1032	71.6-73.7	-2.1	344-826	.416	107-344	.311	208-297	.700	488	510	-1.6
Wofford	14	1031-1083	73.6-77.4	-3.7	379-805	.471	99-305	.325	174-242	.719	452	494	-3.0

ATTENDANCE	Home	Average	Away	Average	Neutral	Average	Total	Average
Chattanooga	7-23367	3338	7-14044	2006	0-0	0	14-37411	2672
ETSU	7-22606	3229	7-12838	1834	0-0	0	14-35444	2532
Furman	7-18471	2639	7-16152	2307	0-0	0	14-34623	2473
Mercer	7-13332	1905	7-13156	1879	0-0	0	14-26488	1892
Samford	7-19823	2832	7-13344	1906	0-0	0	14-33167	2369
The Citadel	7-10952	1565	7-16111	2302	0-0	0	14-27063	1933
UNCG	8-11722	1465	6-11029	1838	0-0	0	14-22751	1625
VMI	6-9190	1532	8-18335	2292	0-0	0	14-27525	1966
Western Carolina	7-13043	1863	7-18129	2590	0-0	0	14-31172	2227
Wofford	7-10852	1550	7-20220	2889	0-0	0	14-31072	2219
Totals	70-153358	2191	70-153358	2191	0-0	0	140-306716	2191

2022-23 Southern Conference  
INDIVIDUAL BASKETBALL STATISTICS  
Through games of Feb 14, 2023 (Conference games only)

To be ranked, a player must appear in at least 75.0% of their team's games.

SCORING							REBOUNDING						
	Cl	G	FG	3FG	FT	Pts Avg/G		Cl	G	Off	Def	Total	Avg/G
1. Stephen Clark-CIT	Sr	14	93	6	54	246 17.6	1. Tyzhaun Claude-WCU	Jr	12	40	62	102	8.5
2. Logan Dye-SAM	Sr	14	78	25	56	237 16.9	2. Vonterius Woolbright-WCU	Sr	14	19	92	111	7.9
3. Mike Bothwell-FUR	Sr	14	80	18	57	235 16.8	3. Mohammed Abdulsalam-UNCG	Sr	14	31	79	110	7.9
4. Tre Jackson-WCU	Jr	14	75	45	39	234 16.7	4. Taeshaud Jackson-VMI	Fr	14	36	69	105	7.5
5. Vonterius Woolbright-WCU	Sr	14	79	5	69	232 16.6	5. Jaden Seymour-ETSU	So	14	30	73	103	7.4
6. B.J. Mack-WOF	Sr	14	78	27	48	231 16.5	6. Jalen Slawson-FUR	Sr	14	28	74	102	7.3
7. Keyshaun Langley-UNCG	Sr	14	84	39	19	226 16.1	7. Stephen Clark-CIT	Sr	14	26	71	97	6.9
8. Jalen Slawson-FUR	Sr	14	72	14	67	225 16.1	Jermaine Marshall-SAM	Jr	14	24	73	97	6.9
9. Jalyn McCreary-MER	So	14	100	0	24	224 16.0	9. Jalen Haynes-ETSU	So	14	35	58	93	6.6
10. Jalen Haynes-ETSU	So	14	80	1	57	218 15.6	10. Jalyn McCreary-MER	So	14	37	48	85	6.1
11. Tyzhaun Claude-WCU	Jr	12	66	2	51	185 15.4	11. B.J. Mack-WOF	Sr	14	13	67	80	5.7
12. Jordan King-ETSU	Sr	14	77	30	29	213 15.2	12. Marcus Foster-FUR	Jr	14	24	55	79	5.6
13. Jamal Johnson-UTC	Sr	14	60	41	44	205 14.6	13. Tyler Houser-VMI	Fr	14	24	49	73	5.2
14. Jackson Paveletzke-WOF	Fr	14	69	16	41	195 13.9	Logan Dye-SAM	Sr	14	14	59	73	5.2
15. Jermaine Marshall-SAM	Jr	14	63	20	46	192 13.7	Keondre Kennedy-UNCG	Sr	14	13	60	73	5.2
16. Austin Ash-CIT	Sr	14	62	40	25	189 13.5	16. A.J. Staton-McCray-SAM	So	13	20	46	66	5.1
17. Keondre Kennedy-UNCG	Sr	14	62	29	30	183 13.1	17. Messiah Jones-WOF	Sr	14	29	42	71	5.1
18. Asher Woods-VMI	Fr	14	62	22	29	175 12.5	18. Jamal Johnson-UTC	Sr	14	12	57	69	4.9
19. Marcus Foster-FUR	Jr	14	59	36	18	172 12.3	Asher Woods-VMI	Fr	14	15	54	69	4.9
20. JP Pegues-FUR	So	14	57	24	31	169 12.1	20. Sean Conway-VMI	Sr	14	25	39	64	4.6
21. Tyler Houser-VMI	Fr	14	61	13	18	153 10.9							
22. Russell Jones Jr.-WCU	Jr	14	51	29	20	151 10.8							
23. Mikeal Brown-Jones-UNCG	Jr	14	50	5	43	148 10.6							
24. A.J. Staton-McCray-SAM	So	13	48	12	27	135 10.4							
25. Rickey Bradley-VMI	Fr	13	50	10	23	133 10.2							
26. Sean Conway-VMI	Sr	14	47	24	20	138 9.9							
27. Dalvin White-UTC	Sr	14	47	28	14	136 9.7							
Tony Felder-VMI	Fr	14	48	28	12	136 9.7							
29. Messiah Jones-WOF	Sr	14	54	0	27	135 9.6							
30. Corey Tripp-WOF	So	14	50	13	10	123 8.8							

FIELD GOAL PCT						ASSISTS			
	Cl	G	FGM	FGA	Pct.		Cl	G	No. Avg/G
1. Mohammed Abdulsalam-UNCG	Sr	14	44	75	.587	1. Vonterius Woolbright-WCU	Sr	14	73 5.2
2. Mikeal Brown-Jones-UNCG	Jr	14	50	86	.581	2. JP Pegues-FUR	So	14	57 4.1
3. Messiah Jones-WOF	Sr	14	54	93	.581	3. Dante Treacy-UNCG	Sr	14	56 4.0
4. Jalen Haynes-ETSU	So	14	80	144	.556	4. Jalen Slawson-FUR	Sr	14	51 3.6
5. Rickey Bradley-VMI	Fr	13	50	93	.538	5. Jackson Paveletzke-WOF	Fr	14	49 3.5
6. Jalen Slawson-FUR	Sr	14	72	134	.537	6. Stephen Clark-CIT	Sr	14	46 3.3
7. Logan Dye-SAM	Sr	14	78	147	.531	Kobe Langley-UNCG	Sr	14	46 3.3
8. A.J. Staton-McCray-SAM	So	13	48	92	.522	8. Jordan King-ETSU	Sr	14	45 3.2
9. Tyzhaun Claude-WCU	Jr	12	66	128	.516	9. Tony Felder-VMI	Fr	14	39 2.8
10. Jalyn McCreary-MER	So	14	100	194	.515	10. Dalvin White-UTC	Sr	14	37 2.6
11. Jermaine Marshall-SAM	Jr	14	63	126	.500	11. Jaron Rillie-SAM	So	14	35 2.5
12. B.J. Mack-WOF	Sr	14	78	157	.497	12. Elijah Morgan-CIT	Jr	14	34 2.4
13. Mike Bothwell-FUR	Sr	14	80	163	.491	13. Bubba Parham-SAM	Sr	14	33 2.4
14. Jaden Seymour-ETSU	So	14	48	98	.490	14. Keyshaun Langley-UNCG	Sr	14	31 2.2
15. Keyshaun Langley-UNCG	Sr	14	84	172	.488	15. Adam Silas-WOF	Fr	12	26 2.2

2022-23 Southern Conference  
INDIVIDUAL BASKETBALL STATISTICS  
Through games of Feb 14, 2023 (Conference games only)

FREE THROW PCT					
	Cl	G	FTM	FTA	Pct.
1. Tre Jackson-WCU	Jr	14	39	42	.929
2. Jordan King-ETSU	Sr	14	29	34	.853
Asher Woods-VMI	Fr	14	29	34	.853
4. Mike Bothwell-FUR	Sr	14	57	68	.838
5. Bubba Parham-SAM	Sr	14	31	37	.838
6. Jamal Johnson-UTC	Sr	14	44	53	.830
7. Jalen Slawson-FUR	Sr	14	67	82	.817
8. Jackson Paveletzke-WOF	Fr	14	41	51	.804
9. B.J. Mack-WOF	Sr	14	48	60	.800
10. A.J. Staton-McCray-SAM	So	13	27	34	.794
11. Keondre Kennedy-UNCG	Sr	14	30	39	.769
12. Madison Durr-CIT	Fr	14	32	43	.744
13. Jermaine Marshall-SAM	Jr	14	46	62	.742
14. Stephen Clark-CIT	Sr	14	54	73	.740
15. Logan Dye-SAM	Sr	14	56	77	.727

STEALS				
	Cl	G	No.	Avg/G
1. Keyshaun Langley-UNCG	Sr	14	33	2.4
2. Kobe Langley-UNCG	Sr	14	31	2.2
3. Elijah Morgan-CIT	Jr	14	29	2.1
4. Russell Jones Jr.-WCU	Jr	14	23	1.6
5. A.J. Staton-McCray-SAM	So	13	20	1.5
6. Jalen Slawson-FUR	Sr	14	20	1.4
Vonterius Woolbright-WCU	Sr	14	20	1.4
Jermaine Marshall-SAM	Jr	14	20	1.4
9. Allen Strothers-ETSU	Fr	14	19	1.4
Jaron Rillie-SAM	So	14	19	1.4
Jamal Johnson-UTC	Sr	14	19	1.4
12. Asher Woods-VMI	Fr	14	16	1.1
Messiah Jones-WOF	Sr	14	16	1.1
14. Keondre Kennedy-UNCG	Sr	14	15	1.1
Bubba Parham-SAM	Sr	14	15	1.1

3-POINT FG PCT					
	Cl	G	3FG	FGA	Pct.
1. David Maynard-CIT	Sr	14	16	35	.457
2. Marcus Foster-FUR	Jr	14	36	82	.439
3. Jamal Johnson-UTC	Sr	14	41	98	.418
4. Austin Ash-CIT	Sr	14	40	97	.412
5. Keyshaun Langley-UNCG	Sr	14	39	95	.411
6. Carson McCorkle-WOF	So	14	20	49	.408
7. Jackson Price-CIT	So	11	15	37	.405
8. Tre Jackson-WCU	Jr	14	45	112	.402
9. Dalvin White-UTC	Sr	14	28	70	.400
Jermaine Marshall-SAM	Jr	14	20	50	.400
11. Keondre Kennedy-UNCG	Sr	14	29	73	.397
12. Jamarius Hairston-ETSU	Sr	14	20	51	.392
13. Alex Williams-FUR	So	14	18	46	.391
14. Logan Dye-SAM	Sr	14	25	64	.391
15. Bubba Parham-SAM	Sr	14	24	62	.387

3-POINT FG MADE				
	Cl	G	3FG	Avg/G
1. Tre Jackson-WCU	Jr	14	45	3.2
2. Jamal Johnson-UTC	Sr	14	41	2.9
3. Austin Ash-CIT	Sr	14	40	2.9
4. Keyshaun Langley-UNCG	Sr	14	39	2.8
5. Marcus Foster-FUR	Jr	14	36	2.6
6. Jordan King-ETSU	Sr	14	30	2.1
7. Keondre Kennedy-UNCG	Sr	14	29	2.1
Russell Jones Jr.-WCU	Jr	14	29	2.1
9. Tony Felder-VMI	Fr	14	28	2.0
Dalvin White-UTC	Sr	14	28	2.0
11. B.J. Mack-WOF	Sr	14	27	1.9
12. Logan Dye-SAM	Sr	14	25	1.8
13. Bubba Parham-SAM	Sr	14	24	1.7
Sean Conway-VMI	Sr	14	24	1.7
JP Pegues-FUR	So	14	24	1.7

BLOCKED SHOTS				
	Cl	G	No.	Avg/G
1. Jalen Slawson-FUR	Sr	14	23	1.6
Stephen Clark-CIT	Sr	14	23	1.6
3. Jaden Seymour-ETSU	So	14	16	1.1
4. Tyzhaun Claude-WCU	Jr	12	11	0.9
5. Jalen Haynes-ETSU	So	14	11	0.8
Jalyn McCreary-MER	So	14	11	0.8
7. Tyler Harris-WCU	Sr	14	10	0.7
Keondre Kennedy-UNCG	Sr	14	10	0.7
9. Mikeal Brown-Jones-UNCG	Jr	14	9	0.6
Achor Achor-SAM	So	14	9	0.6
Jermaine Marshall-SAM	Jr	14	9	0.6
12. Sam Alexis-UTC	Fr	11	7	0.6
13. Logan Dye-SAM	Sr	14	8	0.6
Mohammed Abdulsalam-UNCG	Sr	14	8	0.6
15. Jackson Sivills-WOF	So	14	6	0.4
Vonterius Woolbright-WCU	Sr	14	6	0.4

ASSIST/TURNOVER RATIO					
	Cl	G	Ast.	T/O	Ratio
1. JP Pegues-FUR	So	14	57	19	3.0
2. Dante Treacy-UNCG	Sr	14	56	19	2.9
3. Kobe Langley-UNCG	Sr	14	46	17	2.7
4. Vonterius Woolbright-WCU	Sr	14	73	38	1.9
5. Jordan King-ETSU	Sr	14	45	32	1.4
6. Jackson Paveletzke-WOF	Fr	14	49	35	1.4
7. Jalen Slawson-FUR	Sr	14	51	39	1.3
8. Stephen Clark-CIT	Sr	14	46	46	1.0

2022-23 Southern Conference  
INDIVIDUAL BASKETBALL STATISTICS  
Through games of Feb 14, 2023 (Conference games only)

OFFENSIVE REBOUNDS				Cl	G	No.	Avg/G
1.	Tyzhaun Claude-WCU	Jr	12	40	3.3		
2.	Jalyn McCreary-MER	So	14	37	2.6		
3.	Taeshaud Jackson-VMI	Fr	14	36	2.6		
4.	Jalen Haynes-ETSU	So	14	35	2.5		
5.	Mohammed Abdulsalam-UNCG	Sr	14	31	2.2		
6.	Jaden Seymour-ETSU	So	14	30	2.1		
7.	Messiah Jones-WOF	Sr	14	29	2.1		
8.	Jalen Slawson-FUR	Sr	14	28	2.0		
	Sam Alexis-UTC	Fr	11	22	2.0		
10.	Jah Quinones-MER	Fr	14	27	1.9		
11.	Stephen Clark-CIT	Sr	14	26	1.9		
12.	Bas Leyte-UNCG	Sr	14	25	1.8		
	Kyler Filewich-WOF	Jr	14	25	1.8		
	Sean Conway-VMI	Sr	14	25	1.8		
15.	Marcus Foster-FUR	Jr	14	24	1.7		
	Tyler Houser-VMI	Fr	14	24	1.7		
	Jermaine Marshall-SAM	Jr	14	24	1.7		

DEFENSIVE REBOUNDS				Cl	G	No.	Avg/G
1.	Vonterius Woolbright-WCU	Sr	14	92	6.6		
2.	Mohammed Abdulsalam-UNCG	Sr	14	79	5.6		
3.	Jalen Slawson-FUR	Sr	14	74	5.3		
4.	Jermaine Marshall-SAM	Jr	14	73	5.2		
	Jaden Seymour-ETSU	So	14	73	5.2		
6.	Tyzhaun Claude-WCU	Jr	12	62	5.2		
7.	Stephen Clark-CIT	Sr	14	71	5.1		
8.	Taeshaud Jackson-VMI	Fr	14	69	4.9		
9.	B.J. Mack-WOF	Sr	14	67	4.8		
10.	Keondre Kennedy-UNCG	Sr	14	60	4.3		
11.	Logan Dye-SAM	Sr	14	59	4.2		
12.	Jalen Haynes-ETSU	So	14	58	4.1		
	Austin Ash-CIT	Sr	14	58	4.1		
14.	Jamal Johnson-UTC	Sr	14	57	4.1		
15.	Marcus Foster-FUR	Jr	14	55	3.9		

MINUTES PLAYED				Cl	G	No.	Avg/G
1.	Austin Ash-CIT	Sr	14	530	37.9		
2.	Asher Woods-VMI	Fr	14	520	37.1		
3.	Tre Jackson-WCU	Jr	14	507	36.2		
4.	Jordan King-ETSU	Sr	14	506	36.1		
5.	Russell Jones Jr.-WCU	Jr	14	494	35.3		
6.	Stephen Clark-CIT	Sr	14	491	35.1		
7.	Mike Bothwell-FUR	Sr	14	478	34.1		
8.	Vonterius Woolbright-WCU	Sr	14	473	33.8		
9.	JP Pegues-FUR	So	14	470	33.6		
10.	Jackson Paveletzke-WOF	Fr	14	455	32.5		
11.	Rickey Bradley-VMI	Fr	13	421	32.4		
12.	Elijah Morgan-CIT	Jr	14	448	32.0		
13.	B.J. Mack-WOF	Sr	14	444	31.7		
14.	Keondre Kennedy-UNCG	Sr	14	442	31.6		
15.	Keyshaun Langley-UNCG	Sr	14	440	31.4		
16.	Shawn Walker Jr.-MER	Sr	14	435	31.1		
17.	Marcus Foster-FUR	Jr	14	433	30.9		
18.	Sean Conway-VMI	Sr	14	429	30.6		
19.	Jalen Slawson-FUR	Sr	14	428	30.6		
20.	Bubba Parham-SAM	Sr	14	427	30.5		
21.	Corey Tripp-WOF	So	14	424	30.3		
22.	Jamal Johnson-UTC	Sr	14	423	30.2		
23.	Logan Dye-SAM	Sr	14	407	29.1		
24.	Tyler Harris-WCU	Sr	14	402	28.7		
25.	Jalen Haynes-ETSU	So	14	398	28.4		
26.	Allen Strothers-ETSU	Fr	14	389	27.8		
27.	Tyzhaun Claude-WCU	Jr	12	328	27.3		
28.	Dante Treacy-UNCG	Sr	14	382	27.3		
	Jaden Seymour-ETSU	So	14	382	27.3		
30.	Jermaine Marshall-SAM	Jr	14	374	26.7		



2022-23 Southern Conference  
Conference Team Highs  
Through games of Feb 14, 2023 (Conference games only)

TEAM HIGHS (highest totals made by)

Points	97		Furman vs The Citadel (01/04/23)
	97		UNCG vs Wofford (02/12/23)
Margin	34	(93-59)	Furman vs Western Carolina (02/11/23)
	31	(94-63)	Furman at VMI (02/08/23)
Field goals made	36		Furman at VMI (02/08/23)
	36		Wofford vs Western Carolina (02/08/23)
Field goal attempts	76		Western Carolina at Wofford (02/08/23)
	70		Furman vs Samford (01/25/23)
	70		Wofford vs Western Carolina (02/08/23)
	70		UNCG vs Wofford (02/12/23)
Field goal percentage	.615	(32-52)	ETSU vs Wofford (02/01/23)
	.608	(31-51)	Chattanooga vs Western Carolina (01/11/23)
3-Pt FG made	17		Furman at VMI (02/08/23)
	16		Furman vs VMI (12/29/22)
	16		VMI at Chattanooga (01/07/23)
	16		Samford vs Wofford (01/11/23)
3-Pt FG attempts	45		Furman at VMI (02/08/23)
	40		Furman vs VMI (12/29/22)
3-Pt percentage	.625	(10-16)	Furman at Mercer (01/11/23)
	.615	(16-26)	VMI at Chattanooga (01/07/23)
Free throws made	33		UNCG at Furman (01/14/23)
	29		Samford at The Citadel (12/31/22)
Free throw attempts	41		UNCG at Furman (01/14/23)
	34		Samford at The Citadel (12/31/22)
	34		Furman vs Samford (01/25/23)
	34		Wofford vs Samford (01/28/23)
Free throw percentage	1.000	(17-17)	The Citadel at VMI (01/21/23)
	1.000	(16-16)	ETSU vs Chattanooga (01/28/23)
	1.000	(11-11)	VMI at Furman (12/29/22)
	1.000	(10-10)	VMI at ETSU (02/10/23)
Rebounds	53		Furman vs Chattanooga (02/01/23)
	53		Furman vs Western Carolina (02/11/23)
Assists	30		Furman at VMI (02/08/23)
	25		Furman vs VMI (12/29/22)
	25		UNCG vs ETSU (02/07/23)
Steals	16		ETSU at The Citadel (01/11/23)
	13		Chattanooga vs The Citadel (02/08/23)
	13		Samford vs The Citadel (02/11/23)
Blocked shots	9		The Citadel vs Western Carolina (01/14/23)
	9		Western Carolina vs Wofford (01/18/23)
Turnovers	22		The Citadel at Samford (02/11/23)
	21		The Citadel at Chattanooga (02/08/23)
Fouls	29		Furman vs UNCG (01/14/23)
	26		Samford at Furman (01/25/23)
	26		Mercer vs ETSU (01/25/23)

2022-23 Southern Conference  
Conference Individual Highs  
Through games of Feb 14, 2023 (Conference games only)

INDIVIDUAL PLAYER GAME HIGHS

Points	47	Tre Jackson (Western Carolina) at Wofford (02/08/23)
	42	Jordan King (ETSU) at The Citadel (01/11/23)
Field goals made	14	Jordan King (ETSU) at The Citadel (01/11/23)
	14	Tre Jackson (Western Carolina) at Wofford (02/08/23)
Field goal attempts	26	Vonterius Woolbright (Western Carolina) at Wofford (02/08/23)
	21	Tre Jackson (Western Carolina) at Wofford (02/08/23)
	21	Keyshaun Langley (UNCG) vs Wofford (02/12/23)
Field goal percentage	.909 (10-11)	Jalen Haynes (ETSU) vs Wofford (02/01/23)
	.900 (9-10)	Mohammed Abdulsalam (UNCG) vs Furman (01/29/23)
3-Pt FG made	8	Jordan King (ETSU) at The Citadel (01/11/23)
	8	Tre Jackson (Western Carolina) at Wofford (02/08/23)
3-Pt FG attempts	15	Tre Jackson (Western Carolina) at Wofford (02/08/23)
	15	Keyshaun Langley (UNCG) vs Wofford (02/12/23)
3-Pt percentage	.857 (6-7)	Marcus Foster (Furman) at Mercer (01/11/23)
	.857 (6-7)	Carson McCorkle (Wofford) vs VMI (01/14/23)
Free throws made	13	Mike Bothwell (Furman) at Wofford (01/22/23)
	13	Jalen Slawson (Furman) vs Samford (01/25/23)
Free throw attempts	15	Jalen Slawson (Furman) vs Samford (01/25/23)
	14	Mike Bothwell (Furman) at Wofford (01/22/23)
	14	Jalen Haynes (ETSU) at UNCG (02/07/23)
Free throw percentage	1.000 (11-11)	Tre Jackson (Western Carolina) at Wofford (02/08/23)
	1.000 (9-9)	Jaron Rillie (Samford) at The Citadel (12/31/22)
	1.000 (8-8)	B.J. Mack (Wofford) vs ETSU (12/29/22)
	1.000 (8-8)	Austin Ash (The Citadel) at VMI (01/21/23)
	1.000 (8-8)	Jalen Haynes (ETSU) vs Chattanooga (01/28/23)
	1.000 (8-8)	B.J. Mack (Wofford) vs Western Carolina (02/08/23)
Rebounds	17	Tyzhaun Claude (Western Carolina) at The Citadel (01/14/23)
	16	Taeshaud Jackson (VMI) at The Citadel (02/02/23)
	16	Mohammed Abdulsalam (UNCG) at Mercer (02/02/23)
Assists	11	Vonterius Woolbright (Western Carolina) at VMI (01/28/23)
	10	Jaron Rillie (Samford) vs Mercer (12/28/22)
	10	Vonterius Woolbright (Western Carolina) vs Wofford (01/18/23)
	10	Carter Whitt (Furman) at VMI (02/08/23)
Steals	7	Jordan King (ETSU) at The Citadel (01/11/23)
	6	Jaron Rillie (Samford) vs Wofford (01/11/23)
Blocked shots	5	Jake Stephens (Chattanooga) at The Citadel (12/29/22)
	5	Stephen Clark (The Citadel) vs ETSU (01/11/23)
	5	Stephen Clark (The Citadel) vs Western Carolina (01/14/23)
Turnovers	8	Asher Woods (VMI) at Mercer (02/04/23)
	7	Asher Woods (VMI) at Chattanooga (01/07/23)
	7	Austin Ash (The Citadel) vs ETSU (01/11/23)