

# Southern Conference Football Record Book



*Through 2019 season*

## **Table of contents**

All-time team records .....	1	All-Academic selections.....	36-38
Coaching records.....	2	FBS wins.....	39
NFL Draftees.....	3-6	Individual records.....	40-52
NCAA statistics champions.....	7	Team records.....	53-55
Overtime history.....	8	Annual individual leaders.....	56-59
Final national polls.....	9-12	Annual team leaders .....	60-63
Annual award winners.....	13-15	FCS Playoff history .....	64-66
National and regional honors .....	16-17	FCS national champions .....	67-70
All-Americans.....	18-19	FCS Playoff individual records .....	71
All-conference selections .....	20-26	FCS Playoff team records.....	72
All-freshman selections.....	27	Pre-FCS history.....	73
Players of the Week.....	28-34	Yearly standings.....	74-77
Players of the Month .....	35	Southern Conference champions .....	78

# ALL-TIME SOCON RECORDS



## Winning percentage

Team (years in SoCon)	W	L	T	Pct.
Duke (24)	99	23	5	.7992
Alabama (11)	60	14	3	.7987
West Virginia (17)	56	13	3	.7986
Tennessee (11)	50	13	6	.736
East Carolina (13)	43	18	1	.702
Appalachian State (42)	204	87	5	.698
Vanderbilt (11)	42	17	5	.6953
Georgia Southern (21)	114	50	0	.6951
Tulane (11)	43	21	4	.662
Wofford (23)	114	64	0	.640
North Carolina (31)	96	53	15	.631
Georgia Tech (11)	41	23	10	.622
Wake Forest (17)	65	40	5	.614
Florida (11)	33	22	7	.589
Georgia (11)	38	26	4	.588
Furman (81)	277	215	11	.562
Clemson (31)	67	53	6	.556
Samford (12)	52	42	0	.553
William & Mary (40)	113	95	11	.541
Maryland (29)	64	58	9	.523
Marshall (21)	69	63	2	.522
Virginia Tech (41)	108	112	22	.492
Chattanooga (43)	151	158	2	.489
Richmond (37)	102	118	10	.465
Kentucky (11)	26	31	7	.461
LSU (11)	21	25	3	.459
Washington & Lee (32)	54	70	11	.441
South Carolina (31)	67	84	10	.431
George Washington (23)	53	73	4	.423
The Citadel (81)	215	300	5	.418
Mercer (6)	18	28	0	.391
Elon (11)	32	52	0	.381
North Carolina State (31)	63	108	14	.37838
VMI (86)	186	313	23	.37835
ETSU (30)	79	133	0	.373
Western Carolina (43)	115	199	1	.367
Virginia (14)	24	46	10	.363
Auburn (11)	20	40	7	.351
Mississippi State (11)	15	35	3	.311
Mississippi (11)	12	37	2	.255
Davidson (50)	51	174	8	.236
University of the South (9)	9	37	1	.202

## Most victories

Team (years in SoCon)	W	L	T	Pct.
Furman (81)	277	215	11	.562
The Citadel (81)	215	300	5	.418
Appalachian State (42)	204	87	5	.698
VMI (86)	186	313	23	.378
Chattanooga (43)	151	158	2	.489
Western Carolina (43)	115	199	1	.367
Georgia Southern (21)	114	50	0	.695
Wofford (23)	114	64	0	.640
William & Mary (40)	113	95	11	.541
Virginia Tech (41)	108	112	22	.492
Richmond (37)	102	118	10	.465
Duke (24)	99	23	5	.799
North Carolina (31)	96	53	15	.631
ETSU (30)	79	133	0	.373
Marshall (21)	69	63	2	.522
Clemson (31)	67	53	6	.556
South Carolina (31)	67	84	10	.431
Wake Forest (17)	65	40	5	.614
Maryland (29)	64	58	9	.523
North Carolina State (31)	63	108	14	.378
Alabama (11)	60	14	3	.799
West Virginia (17)	56	13	3	.799
Washington & Lee (32)	54	70	11	.441
George Washington (23)	53	73	4	.423
Samford (12)	52	42	0	.553
Davidson (50)	51	174	8	.236
Tennessee (11)	50	13	6	.736
East Carolina (13)	43	18	1	.702
Tulane (11)	43	21	4	.662
Vanderbilt (11)	42	17	5	.695
Georgia Tech (11)	41	23	10	.622
Georgia (11)	38	26	4	.588
Florida (11)	33	22	7	.589
Elon (11)	32	52	0	.381
Kentucky (11)	26	31	7	.461
Virginia (14)	24	46	10	.363
LSU (11)	21	25	3	.459
Auburn (11)	20	40	7	.351
Mercer (6)	18	28	0	.391
Mississippi State (11)	15	35	3	.311
Mississippi (11)	12	37	2	.255
University of the South (9)	9	37	1	.202



Tennessee's General Robert Neyland (right) guided the Volunteers to a 41-2-5 record and one SoCon title from 1926-32.



Legendary coach Paul "Bear" Bryant (center) began his coaching career in 1945 at then-SoCon member Maryland, guiding the Terrapins to a 6-2-1 overall mark.

## Most victories (overall)

### Rk Coach, school (seasons)

Rk	Coach, school (seasons)	Wins
1.	Jerry Moore, Appalachian State (1989-12)	215
2.	Wallace Wade, Alabama (1923-30); Duke (1931-41, 46-50)	171 (61 UA/110 DU)
3.	Mike Ayers, ETSU (1985-87); Wofford (1997-17)	161 (11 ETSU/150 WOF)
4.	Bobby Lamb, Furman (2002-10); Mercer (2014-19)	98 (67 FUR/31 MER)
5.	D.C. Walker, Wake Forest (1937-50)	77
6.	Frank Howard, Clemson (1940-52)	69
	Dick Sheridan, Furman (1978-85)	69
8.	H.C. Byrd, Maryland (1921-34)	68
9.	Jimmy Satterfield, Furman (1986-93)	66
	Bob Waters, Western Carolina (1977-88)	66

## Average wins per season (min. three seasons)

### Rk Coach, school (seasons)

Rk	Coach, school (seasons)	Avg.	Wins	Seasons
1.	Paul Johnson, Georgia Southern (1997-01)	12.4	62	5
2.	Jim Donnan, Marshall (1990-95)	10.7	64	6
3.	Jeff Monken, Georgia Southern (2010-13)	9.5	38	4
4.	Jerry Moore, Appalachian State (1989-12)	8.9	215	24
5.	Mike Sewak, Georgia Southern (2002-05)	8.8	35	4
6.	Dick Sheridan, Furman (1978-85)	8.6	69	8
7.	Joe Morrison, Chattanooga (1977-79)	8.3	25	3
	Tim Stowers, Georgia Southern (1993-95)	8.3	25	3
9.	George Chaump, Marshall (1986-89)	8.3	33	4
	Jimmy Satterfield, Furman (1986-93)	8.3	66	8

## Winning percentage (min. three seasons)

### Rk Coach, school (seasons)

Rk	Coach, school (seasons)	Pct.	Record
1.	Robert Neyland, Tennessee (1926-32)	93.4	61-2-5
2.	Paul Johnson, Georgia Southern (1997-01)	86.1	62-10
3.	Jim Tatum, Maryland (1947-52)	79.7	46-11-2
4.	Joe Morrison, Chattanooga (1977-79)	78.8	25-6-2
5.	Carl Voyles, William & Mary (1939-42)	78.2	29-7-3
6.	Wallace Wade, Alabama (1923-30); Duke (1931-41, 46-50)	76.5	171-49-10 (61-13-3 UA/110-36-7 DU)
7.	Jim Donnan, Marshall (1990-95)	75.3	64-21
8.	Dick Sheridan, Furman (1978-85)	74.5	69-23-2
9.	Pat Dye, East Carolina (1974-76)	72.7	24-9
10.	Jeff Monken, Georgia Southern (2010-13)	71.7	38-16


## Most seasons

### Rk Coach, school (seasons)


Rk	Coach, school (seasons)	Seasons
1.	Wallace Wade, Alabama (1923-30); Duke (1931-41, 46-50)	24 (8 UA/16 DU)
	Jerry Moore, Appalachian State (1989-12)	24
	Mike Ayers, ETSU (1985-87); Wofford (1997-17)	24 (3 ETSU/21 WOF)
4.	Ed Merrick, Richmond (1951-65)	15
	Bob King, Furman (1958-72)	15
	Bobby Lamb, Furman (2002-10); Mercer (2014-19)	15 (9 FUR/6 MER)
7.	H.C. Byrd, Maryland (1921-34)	14
	D.C. Walker, Wake Forest (1937-50)	14
	Bob Thalman, VMI (1971-84)	14
10.	Frank Howard, Clemson (1940-52)	13
	William Dole, Davidson (1952-64)	13
	John McKenna, VMI (1953-65)	13



Jerry Moore's 215 wins in 24 seasons at Appalachian State are the most of any SoCon head coach.



Wallace Wade won 171 games while at Alabama (61) and Duke (110) and later became the SoCon's first commissioner.



Mike Ayers retired after the 2017 season third all-time on the SoCon wins chart with 161 over 24 seasons at ETSU and Wofford.



# NFL DRAFT PICKS



Year	Rd.	Sel.	Team	Name	Pos.	School	Year	Rd.	Sel.	Team	Name	Pos.	School
1936	6	54	New York Giants	Gus Durner	T	Duke	1944	13	129	Chicago Cardinals	Bob Longacre	B	William & Mary
1937	2	13	Brooklyn Dodgers	Ace Parker	TB	Duke	1944	14	142	Boston Yanks	John Maskas	G	Virginia Tech
1937	6	51	Philadelphia Eagles	Bill Guckeyson	B	Maryland	1944	15	146	Philadelphia Eagles	Dom Fusci	T	South Carolina
1937	6	54	New York Giants	Jim Farley	G	VMI	1944	15	150	Chicago Bears	Bill Milner	LB	Duke
1937	7	63	Chicago Cardinals	Herm Dickerson	B	Virginia Tech	1944	17	168	Philadelphia Eagles	Jackie Freeman	B	William & Mary
1937	10	96	Washington Redskins	Mac Cara	E	North Carolina State	1944	17	171	Washington Redskins	Tom Davis	B	Duke
1938	5	36	Detroit Lions	Andy Bershak	E	North Carolina	1944	18	181	Green Bay Packers	Hugh Cox	B	North Carolina
1938	6	45	Chicago Cardinals	Joe Brunansky	T	Duke	1944	19	197	Boston Yanks	Art Faircloth	B	North Carolina State
1938	8	64	Pittsburgh Pirates	Tom Burnette	B	North Carolina	1944	21	219	Boston Yanks	Bill Furman	T	Washington & Lee
1938	12	103	Brooklyn Dodgers	Lou Mark	C	North Carolina State	1944	23	236	Green Bay Packers	John Perry	B	Duke
1938	12	108	New York Giants	Elmore Hackney	B	Duke	1944	24	242	Chicago Cardinals	Bob Nanni	T	Duke
1938	12	109	Washington Redskins	Hank Bartos	G	North Carolina	1944	24	248	Washington Redskins	Ed Bauer	G	South Carolina
1939	5	37	Detroit Lions	Steve Maronic	T	North Carolina	1944	24	252	Boston Yanks	Courtney Lawlor	B	Richmond
1939	5	40	New York Giants	Don Willis	B	Clemson	1944	26	269	Green Bay Packers	Ray Jordan	B	North Carolina
1939	6	49	Green Bay Packers	Larry Craig	QB	South Carolina	1944	30	308	Chicago Cardinals	Lloyd Ott	C	North Carolina State
1939	8	65	Brooklyn Dodgers	Dan Hill	C	Duke	1945	1	10	New York Giants	Elmer Barbour	BB	Wake Forest
1939	12	104	Philadelphia Eagles	Jack Kraynick	B	North Carolina	1945	10	93	Chicago Bears	Billy Poe	B	Clemson
1939	12	108	Washington Redskins	Robert O'Mara	B	Duke	1945	13	121	Chicago Cardinals	Buddy Luper	B	Duke
1939	13	111	Chicago Cardinals	Andy Sabodos	G	The Citadel	1945	13	123	Boston Yanks	George McDonald	T	South Carolina
1939	14	121	Pittsburgh Pirates	Ed Clary	B	South Carolina	1945	15	144	Chicago Cardinals	Gordon Carver	B	Duke
1939	14	130	New York Giants	George Watson	B	North Carolina	1945	15	146	Boston Yanks	Chan Highsmith	C	North Carolina
1939	15	135	Brooklyn Dodgers	Lou Trunzo	G	Wake Forest	1945	16	156	Boston Yanks	Skimp Harrison	E	South Carolina
1939	15	138	Washington Redskins	Eric Tipton	B	Duke	1945	16	160	Washington Redskins	Dom Fusci	T	South Carolina
1939	16	142	Chicago Cardinals	Gus Goins	E	Clemson	1945	17	167	Chicago Cardinals	Ben Cittadino	E	Duke
1940	1	4	Brooklyn Dodgers	Banks McFadden	HB	Clemson	1945	17	172	Chicago Bears	Nick Sacrinty	QB	Wake Forest
1940	1	2	Philadelphia Eagles	George McAfee	HB	Duke	1945	18	177	Chicago Cardinals	Ralph Strayhorn	G	North Carolina
1940	2	11	Chicago Cardinals	George Stirrweiss	B	North Carolina	1945	18	185	New York Giants	Bill Byrd	C	Maryland
1940	3	19	Brooklyn Dodgers	Rhoten Shetley	B	Furman	1945	22	220	Chicago Cardinals	Fred Grant	B	Wake Forest
1940	4	29	Brooklyn Dodgers	Bill Bailey	OE	Duke	1945	24	246	Cleveland Rams	Stan Nowak	E	South Carolina
1940	7	54	Brooklyn Dodgers	Ty Coon	G	North Carolina State	1945	25	256	Boston Yanks	Bill Iancelli	E	William & Mary
1940	7	55	Cleveland Rams	Bob Nowaskey	DE	George Washington	1945	26	271	Chicago Bears	Lu Gambino	FB	Maryland
1940	9	73	Pittsburgh Steelers	Dick Bousseau	T	Washington & Lee	1945	27	277	Pittsburgh Steelers	Glen Stough	T	Duke
1940	10	82	Pittsburgh Steelers	Paul Shu	B	VMI	1945	27	279	Cleveland Rams	Russ Perry	B	Wake Forest
1940	12	108	Washington Redskins	Allen Johnson	G	Duke	1945	29	302	Washington Redskins	Frank Irwin	T	Duke
1940	13	120	New York Giants	Joe Payne	G	Clemson	1945	29	304	Chicago Bears	Nick Forkovitch	FB	William & Mary
1940	16	148	Washington Redskins	Bolo Perdue	DE	Duke	1946	2	13	Pittsburgh Steelers	George Clark	B	Duke
1940	17	153	Pittsburgh Steelers	Mike Sullivan	E	North Carolina State	1946	2	15	New York Giants	Elmer Jones	G	Wake Forest
1940	18	166	Detroit Lions	Frank Ribar	B	Duke	1946	3	20	New York Giants	Hosea Rodgers	FB	North Carolina
1940	18	161	Chicago Cardinals	Shad Bryant	B	Clemson	1946	4	29	Chicago Bears	Ernie Knotts	G	Duke
1940	19	178	Washington Redskins	Charley Slagle	B	North Carolina	1946	5	38	Detroit Lions	Dave Harris	E	Wake Forest
1940	20	181	Chicago Cardinals	Rupert Pate	G	Wake Forest	1946	6	43	Pittsburgh Steelers	Marion Woods	G	Clemson
1941	1	11	Philadelphia Eagles	Art Jones	B	Richmond	1946	10	88	Philadelphia Eagles	Al Vandeweghe	E	William & Mary
1941	4	27	Pittsburgh Steelers	Jim Ringgold	B	Wake Forest	1946	11	93	Pittsburgh Steelers	Doc Holloway	G	William & Mary
1941	7	55	Detroit Lions	John Jett	E	Wake Forest	1946	12	105	New York Giants	Al Bush	T	Duke
1941	8	64	Cleveland Rams	Tony Gallovich	WB	Wake Forest	1946	14	147	Detroit Lions	Kelley Mote	OE	Duke
1941	9	75	Detroit Lions	Jasper Davis	B	Duke	1946	15	136	Green Bay Packers	Jim Hough	G	Clemson
1941	10	84	Cleveland Rams	John Pendergast	C	Wake Forest	1946	15	138	Detroit Lions	Pat Thrash	E	South Carolina
1941	10	88	Chicago Bears	Jim Lalanne	B	North Carolina	1946	16	144	Chicago Bears	Ted Hazelwood	T	North Carolina
1941	12	102	Pittsburgh Steelers	Paul Severin	E	North Carolina	1946	16	148	Philadelphia Eagles	Buddy Hubbard	B	William & Mary
1941	16	142	Pittsburgh Steelers	Wes McAfee	HB	Duke	1946	18	161	Chicago Cardinals	Frank Irwin	T	Duke
1941	16	143	Chicago Cardinals	Gates Kimball	T	North Carolina	1946	18	163	Pittsburgh Steelers	Charles (Buck) Garrison	G	Wake Forest
1941	18	162	Pittsburgh Steelers	Bill Cornwell	T	Furman	1946	19	171	Chicago Cardinals	Pride Ratterree	G	Wake Forest
1941	19	179	Chicago Bears	Alex Winterson	T	Duke	1946	20	188	Philadelphia Eagles	Dave Butcher	B	William & Mary
1942	1	4	Chicago Cardinals	Steve Lach	FB	Duke	1946	21	200	Los Angeles Rams	Cliff Lewis	DB	Duke
1942	5	35	Detroit Lions	Joe Blalock	E	Clemson	1946	23	213	Pittsburgh Steelers	Bill Leitheiser	G	Duke
1942	6	49	Green Bay Packers	Joe Krivonak	G	South Carolina	1946	24	222	Boston Yanks	Mike Karmazin	G	Duke
1942	7	58	New York Giants	Tommy Prothro	B	Duke	1946	28	262	Boston Yanks	Don Gleasner	E	Maryland
1942	9	76	Washington Redskins	Frank Swiger	B	Duke	1946	28	264	Chicago Bears	Howard Weldon	G	North Carolina
1942	11	95	Detroit Lions	John Polanski	FB	Wake Forest	1946	29	275	New York Giants	Steve Lucas	E	Duke
1942	13	114	Chicago Cardinals	Charley Givler	G	Wake Forest	1946	29	276	Green Bay Packers	Francis Saunders	T	Clemson
1942	13	118	New York Giants	Bob Barnett	C	Duke	1946	30	281	Chicago Cardinals	Jim LaRue	B	Duke
1942	14	129	Green Bay Packers	Bill Applegate	G	South Carolina	1946	30	285	New York Giants	Bill Voris	B	North Carolina
1942	18	164	Chicago Cardinals	Carl Suntheimer	C	North Carolina	1947	7	49	Pittsburgh Steelers	Bryant Meeks	C	South Carolina
1942	19	176	Washington Redskins	Charley Timmons	B	Clemson	1947	7	50	Chicago Cardinals	Howard Turner	B	North Carolina State
1942	20	181	Pittsburgh Steelers	Frank Kapriva	FB	Wake Forest	1947	8	57	Boston Yanks	Bill Chipley	E	Washington & Lee
1942	22	197	Brooklyn Dodgers	Walt Fedora	FB	George Washington	1947	9	66	Detroit Lions	Kale Alexander	T	South Carolina
1943	1	2	Philadelphia Eagles	Joe Muha	FB	VMI	1947	9	71	Philadelphia Eagles	Bob Leonetti	G	Wake Forest
1943	3	21	New York Giants	Dewey Proctor	B	Furman	1947	10	78	Pittsburgh Steelers	Paul Gibson	E	North Carolina State
1943	4	26	Detroit Lions	Ralph Hamer	B	Furman	1947	10	80	Philadelphia Eagles	Ulysses Cornogg	T	Wake Forest
1943	6	43	Brooklyn Dodgers	Harvey Johnson	T	William & Mary	1947	10	79	Washington Redskins	Ernie Williamson	T	North Carolina
1943	6	47	Philadelphia Eagles	Lou Sossamon	C	South Carolina	1947	12	98	Pittsburgh Steelers	Jack Fitch	B	North Carolina
1943	7	51	Detroit Lions	Paul Sizemore	E	Furman	1947	12	99	Washington Redskins	Ulysses S. Savage	E	Richmond
1943	9	73	Chicago Cardinals	Moffatt Storer	B	Duke	1947	13	108	Washington Redskins	Bob Steckroth	E	William & Mary
1943	11	96	New York Giants	Glenn Knox	E	William & Mary	1947	13	115	Chicago Bears	Emil Fritz	G	Maryland
1943	13	117	Philadelphia Eagles	Pete Boltrek	T	North Carolina State	1947	14	117	Boston Yanks	Leo Long	B	Duke
1943	14	124	Chicago Cardinals	Buster Ramsey	G	William & Mary	1947	15	131	Chicago Cardinals	Buddy Mulligan	B	Duke
1943	16	141	Detroit Lions	Marv Bass	T	William & Mary	1947	16	138	Pittsburgh Steelers	Ralph Jenkins	C	Clemson
1943	17	159	Chicago Bears	Pat Preston	G	Wake Forest	1947	18	159	Washington Redskins	Tom Nichols	B	Richmond
1943	20	189	Chicago Bears	Marion Butler	B	Clemson	1947	18	164	New York Giants	Dick Brinkley	B	Wake Forest
1943	21	196	New York Giants	Tank Marshall	G	North Carolina	1947	18	165	Chicago Bears	Walt Pupa	B	North Carolina
1943	22	206	New York Giants	John Korczowski	B	William & Mary	1947	19	168	Washington Redskins	Harry Dowda	DB	Wake Forest
1943	23	214	Brooklyn Dodgers	W.J. Gibson	E	North Carolina State	1947	22	200	Philadelphia Eagles	George Blomquist	E	North Carolina State
1943	32	298	Green Bay Packers	Ken Roskie	FB	South Carolina	1947	25	228	Washington Redskins	Hal Mullins	T	Duke
1944	3	25	Pittsburgh Steelers	Bob Gantt	E	Duke	1947	27	248	Washington Redskins	Otis Sacrinty	B	Wake Forest
1944	5	41	Chicago Cardinals	George Owen	G	Wake Forest	1947	28	258	Pittsburgh Steelers	Ralph Sazio	T	William & Mary
1944	7	65	Boston Yanks	Mike Andrews	E	North Carolina State	1947	28	262	Green Bay Packers	Baxter Jerrell	T	North Carolina
1944	8	66	Chicago Cardinals	Red Cochran	QB	Wake Forest	1947	28	263	Los Angeles Rams	Jim Hunnicutt	G	South Carolina
1944	8	75	Cleveland Rams	Stan Stascia	B	South Carolina	1947	29	274	New York Giants	Claude Harrison	B	South Carolina
1944	10	92	New York Giants	Ernie Beamer	E	Duke	1947	31	291	Los Angeles Rams	James Atwell	B	South Carolina
1944	10	95	Chicago Bears	Bill Starford	C	Wake Forest	1948	3	16	Washington Redskins	Tommy Thompson	LB	William & Mary
1944	12	114	New York Giants	Tommy Mont	QB	Maryland	1948	3	23	Chicago Cardinals	Bill Smith	T	North Carolina



# NFL DRAFT PICKS

#SoConFB

Year	Rd.	Sel.	Team	Name	Pos.	School	Year	Rd.	Sel.	Team	Name	Pos.	School
1948	5	32	Chicago Bears	Knox Ramsey	G	William & Mary	1951	28	337	Los Angeles Rams	Sterling Wingo	B	Virginia Tech
1948	8	65	Chicago Cardinals	Jim Camp	B	North Carolina	1951	29	346	Philadelphia Eagles	Roscoe Hansen	E	North Carolina
1948	9	74	Chicago Bears	Malachi Mills	T	VMI	1951	30	360	Chicago Bears	Charley Butler	E	George Washington
1948	9	75	New York Giants	Ed Royston	G	Wake Forest	1952	1	6	Pittsburgh Steelers	Ed Modzelewski	FB	Maryland
1948	10	76	New York Giants	Stan Magdziak	B	William & Mary	1952	2	19	Washington Redskins	Andy Davis	DB	George Washington
1948	11	92	Chicago Bears	Jim McDowell	G	William & Mary	1952	3	30	Pittsburgh Steelers	Steve Wadiak	B	South Carolina
1948	18	165	Chicago Cardinals	Harry Caughron	T	William & Mary	1952	4	39	Cleveland Browns	Elmer Costa	G	North Carolina State
1948	20	180	Los Angeles Rams	Jim Rees	T	North Carolina State	1952	5	59	New York Giants	Bob Patton	T	Clemson
1948	20	184	Pittsburgh Steelers	Fred Folger	B	Duke	1952	6	62	New York Giants	Dave Cianelli	C	Maryland
1948	21	188	Washington Redskins	Bryan Bell	B	Washington & Lee	1952	6	67	Washington Redskins	Ed Kensler	G	Maryland
1948	21	189	Boston Yanks	Jim Lukens	E	Washington & Lee	1952	7	75	Chicago Cardinals	Harry Jabbusch	C	South Carolina
1948	23	208	Washington Redskins	Lou Hoitsma	E	William & Mary	1952	11	128	Chicago Bears	Bill Miller	B	Wake Forest
1948	23	212	Chicago Bears	Jim Duncan	E	Wake Forest	1952	13	148	Green Bay Packers	Billy Hair	B	Clemson
1948	23	214	Pittsburgh Steelers	Dike Norman	C	Washington & Lee	1952	13	156	Cleveland Browns	Tom Cosgrove	C	Maryland
1948	24	225	Chicago Cardinals	Dick Wedel	G	Wake Forest	1952	14	160	Chicago Cardinals	Tom Toffaute	C	North Carolina State
1948	27	246	New York Giants	Tom Salisbury	T	Clemson	1952	14	169	Los Angeles Rams	Joe Mossa	T	Maryland
1948	27	252	Philadelphia Eagles	Bill Stanton	DE	North Carolina State	1952	15	179	New York Giants	Paul Bischoff	E	West Virginia
1948	26	237	Detroit Lions	Phil Alexander	T	South Carolina	1952	16	186	Pittsburgh Steelers	Pete Ladygo	G	Maryland
1948	26	243	Philadelphia Eagles	Lou Creekmur	T	William & Mary	1952	17	199	Washington Redskins	Gil Bocetti	B	Washington & Lee
1948	28	263	Chicago Bears	Fred Hardison	E	Duke	1952	19	219	Chicago Cardinals	Ed Listopad	G	Wake Forest
1948	30	279	Boston Yanks	Harry Bonk	B	Maryland	1952	19	221	Philadelphia Eagles	Talbott Trammell	E	Washington & Lee
1949	1	6	Pittsburgh Steelers	Bobby Gage	B	Clemson	1952	19	226	Detroit Lions	Blaine Earon	DE	Duke
1949	1	7	Los Angeles Rams	Bobby Thomason	QB	VMI	1952	20	241	Los Angeles Rams	Ed Weber	B	William & Mary
1949	7	71	Philadelphia Eagles	Frank Gillespie	G	Clemson	1952	22	259	Washington Redskins	Jim O'Rourke	B	North Carolina State
1949	2	14	New York Giants	Al DeRogatis	DT	Duke	1952	23	272	Chicago Bears	Paul Nestor	T	Maryland
1949	3	28	Washington Redskins	Len Szafaryn	T	North Carolina	1952	23	275	New York Giants	Bob Bickel	B	Duke
1949	3	31	Chicago Bears	Red O'Quinn	DB	Wake Forest	1952	24	278	New York Giants	Bob Ward	G	Maryland
1949	5	44	New York Bulldogs	Mike Boyda	LB	Washington & Lee	1952	24	279	Green Bay Packers	John Schuetzner	E	South Carolina
1949	5	50	Chicago Cardinals	Tom Wham	E	Furman	1952	26	304	Chicago Cardinals	Charley Fry	T	Maryland
1949	6	60	Chicago Cardinals	Bernie Hanula	T	Wake Forest	1952	27	324	Cleveland Browns	Bill Maletzky	G	Maryland
1949	8	73	New York Bulldogs	Mike Rubish	E	North Carolina	1952	28	332	Chicago Bears	Karney Scioscia	B	Maryland
1949	8	78	Washington Redskins	Bob Kennedy	B	North Carolina	1952	30	354	Pittsburgh Steelers	Ed Kissell	DB	Wake Forest
1949	10	92	Detroit Lions	Bill Davis	G	Duke	1952	30	356	Chicago Bears	Bob Shemonski	B	Maryland
1949	14	138	Washington Redskins	Pat Haggerty	E	William & Mary	1953	1	3	Washington Redskins	Jack Scarbath	QB	Maryland
1949	16	153	New York Bulldogs	Jack Bruce	B	William & Mary	1953	2	16	Washington Redskins	Dick Modzelewski	DT	Maryland
1949	19	189	Chicago Bears	Bob Mitten	G	North Carolina	1953	4	43	Pittsburgh Steelers	Lloyd Colterayhn	E	Maryland
1949	20	192	Detroit Lions	Joe Romano	T	North Carolina	1953	4	42	Chicago Bears	Joe Koch	B	Wake Forest
1949	20	197	Los Angeles Rams	Lloyd Eisenberg	T	Duke	1953	4	47	San Francisco 49ers	Ed Fullerton	DB	Maryland
1949	21	208	Washington Redskins	Tommy Hughes	B	Duke	1953	5	54	Pittsburgh Steelers	Bob Gaona	T	Wake Forest
1949	21	209	Chicago Bears	Jim Duncan	E	Duke	1953	5	55	Chicago Bears	Stan Jones	G	Maryland
1949	22	213	New York Bulldogs	Jim Lail	B	Wake Forest	1953	6	67	Pittsburgh Steelers	Tom Barton	G	Clemson
1949	22	215	New York Giants	Tom Fetzter	B	Wake Forest	1953	6	71	Chicago Cardinals	Tom Higgins	T	North Carolina
1949	23	230	Chicago Cardinals	Bob Cox	E	North Carolina	1953	7	78	Pittsburgh Steelers	John Alderton	DE	Maryland
1949	25	249	Chicago Bears	Stan Marczyk	T	North Carolina	1953	8	89	Washington Redskins	Lew Weidensaul	E	Maryland
1950	2	16	New York Yanks	Art Weiner	E	North Carolina	1953	8	90	Chicago Bears	John Kreamcheck	DT	William & Mary
1950	3	34	Pittsburgh Steelers	George Hughes	T	William & Mary	1953	8	97	Los Angeles Rams	Bob Morgan	DT	Maryland
1950	5	60	Pittsburgh Steelers	Louis Allen	OT	Duke	1953	10	122	Detroit Lions	Dreher Gaskin	E	Clemson
1950	6	69	Green Bay Packers	Jack Cloud	LB	William & Mary	1953	11	124	Washington Redskins	Alex Webster	HB	North Carolina State
1950	9	108	Green Bay Packers	Roger Wilson	E	South Carolina	1953	12	137	Washington Redskins	Buzz Nutter	C	Virginia Tech
1950	9	113	Chicago Cardinals	Vito Ragazzo	E	William & Mary	1953	12	138	Chicago Bears	Jim Lawrence	T	Duke
1950	9	117	Cleveland Browns	Jim Duncan	DE	Wake Forest	1953	12	141	San Francisco 49ers	Carson Leach	G	Duke
1950	10	130	Cleveland Browns	Frank O'Pella	B	William & Mary	1953	12	146	Detroit Lions	Larry Spencer	B	Wake Forest
1950	16	201	Washington Redskins	Charlie Justice	B	North Carolina	1953	13	151	Green Bay Packers	Bob Orders	C	West Virginia
1950	16	203	Chicago Cardinals	Harry Bierman	E	Furman	1953	13	158	Detroit Lions	Bob Thomas	E	Washington & Lee
1950	16	206	Chicago Bears	Ed Bradley	G	Wake Forest	1953	14	159	Baltimore Colts	Frank Continetti	G	George Washington
1950	17	217	Chicago Cardinals	Tom Palmer	DT	Wake Forest	1953	16	190	Philadelphia Eagles	Bud Wallace	B	North Carolina
1950	18	230	Pittsburgh Steelers	Kenneth Powell	E	North Carolina	1953	17	206	Detroit Lions	Ray Green	T	Duke
1950	20	252	Detroit Lions	Fred Davis	E	Maryland	1953	18	210	Chicago Bears	Jim Shirley	B	Clemson
1950	22	282	Pittsburgh Steelers	Stan Burak	B	George Washington	1953	18	211	Pittsburgh Steelers	Carl Holben	T	Duke
1950	22	284	Chicago Bears	Jim Byler	G	North Carolina State	1953	18	218	Detroit Lions	Ed Mioduszewski	QB	William & Mary
1950	24	304	Detroit Lions	Jim McDowell	G	William & Mary	1953	19	220	Washington Redskins	Tom Flyzik	T	George Washington
1950	25	325	Cleveland Browns	Jim Brasher	C	Maryland	1953	19	221	Chicago Cardinals	Tom Donahue	C	Wake Forest
1950	26	331	Washington Redskins	Earl Roth	B	Maryland	1953	20	233	Washington Redskins	Bill Link	G	Wake Forest
1950	29	367	New York Bulldogs	Ed Jasonek	B	Furman	1953	21	246	Pittsburgh Steelers	Don Earley	G	South Carolina
1950	29	378	Philadelphia Eagles	Wes Curtier	T	Richmond	1953	21	251	Philadelphia Eagles	Hal Brooks	T	Washington & Lee
1951	2	21	Washington Redskins	Jim Staton	DT	Wake Forest	1953	22	259	Pittsburgh Steelers	Ed O'Connor	T	Maryland
1951	2	23	Chicago Bears	Bill George	LB	Wake Forest	1953	22	264	Cleveland Browns	Byrd Looper	B	Duke
1951	2	25	New York Giants	Ray Krouse	DT	Maryland	1953	24	290	Detroit Lions	Truett Grant	T	Duke
1951	3	27	Green Bay Packers	Fred Cone	FB	Clemson	1953	25	292	Washington Redskins	Art Hurd	G	Maryland
1951	4	46	New York Yanks	Elmer Wingate	DE	Maryland	1953	25	295	Chicago Bears	Clyde Pickard	G	Wake Forest
1951	6	64	San Francisco 49ers	Bishop Strickland	FB	South Carolina	1953	29	341	Chicago Cardinals	Earl Wrightenberry	T	Clemson
1951	6	66	Chicago Cardinals	Ed Jasonek	B	Furman	1953	29	343	Chicago Bears	Jack Lewis	E	Wake Forest
1951	7	81	Pittsburgh Steelers	Ray Mathews	B	Clemson	1953	29	347	New York Giants	Bob Griffis	G	Furman
1951	7	82	Cleveland Browns	Irv Holdash	C	North Carolina	1953	30	354	Chicago Bears	Bill Brehany	QB	VMI
1951	7	86	Cleveland Browns	Walt Michaels	LB	Washington & Lee	1953	30	355	Pittsburgh Steelers	Lou Tepe	C	Duke
1951	8	87	Washington Redskins	Billy Cox	DB	Duke	1954	3	35	San Francisco 49ers	Steve Korcheck	C	George Washington
1951	9	101	Washington Redskins	Jack Rowden	C	Maryland	1954	3	37	Detroit Lions	Bill Bowman	FB	William & Mary
1951	9	108	Chicago Bears	Bill Gregus	B	Wake Forest	1954	4	40	Green Bay Packers	Tommy Allman	B	West Virginia
1951	10	123	Cleveland Browns	Chet Giurla	G	Maryland	1954	5	54	Chicago Bears	Bob Griffis	G	Furman
1951	11	129	Pittsburgh Steelers	Joe McCutcheon	C	Washington & Lee	1954	5	61	Detroit Lions	George Parozzo	T	William & Mary
1951	11	131	New York Yanks	Wyndie Wyndham	B	Clemson	1954	6	68	Washington Redskins	Bill McHenry	C	Washington & Lee
1951	12	146	New York Giants	Bob Hudson	E	Clemson	1954	8	89	New York Giants	Ralph Starkey	T	West Virginia
1951	15	173	San Francisco 49ers	Dave Sparks	G	South Carolina	1954	8	92	Washington Redskins	Bill Marker	E	West Virginia
1951	16	195	Cleveland Browns	Ed Pasky	B	South Carolina	1954	12	140	Washington Redskins	Ben Dunkerley	T	West Virginia
1951	17	201	Pittsburgh Steelers	Ted Gehlmann	T	William & Mary	1954	15	178	Los Angeles Rams	Ed Elliott	B	Richmond
1951	19	224	Philadelphia Eagles	Jack Bove	T	West Virginia	1954	19	218	Chicago Cardinals	Jerry Sazio	T	William & Mary
1951	20	240	Chicago Bears	Larry Smith	C	South Carolina	1954	21	250	Los Angeles Rams	Jerry Cooper	T	West Virginia
1951	22	262	Pittsburgh Steelers	Dick Hendley	B	Clemson	1954	22	258	Chicago Bears	Charlie Sumner	DB	William & Mary
1951	24	282	Washington Redskins	Tom Powers	B	Duke	1954	24	282	Chicago Bears	Bill Jarrett	B	West Virginia
1951	25	300	Los Angeles Rams	Jackie Calvert	T	Clemson	1954	24	286	Los Angeles Rams	Ed Brookman	T	West Virginia
1951	26	308	Detroit Lions	Frank Kazmierski	C	West Virginia	1954	25	300	Cleveland Browns	Tom Hughes	T	Virginia Tech




# NFL DRAFT PICKS




Year	Rd.	Sel.	Team	Name	Pos.	School	Year	Rd.	Sel.	Team	Name	Pos.	School
1954	27	324	Cleveland Browns	Johnny Mapp	B	VMI	1959	13	150	San Francisco 49ers	Bill Lopasky	G	West Virginia
1954	28	326	Chicago Cardinals	Tom Koller	B	William & Mary	1959	14	165	Los Angeles Rams	Pete Davidson	T	The Citadel
1954	29	345	Philadelphia Eagles	Jack Stone	B	West Virginia	1959	17	193	Green Bay Packers	Tom Secules	B	William & Mary
1954	29	348	Cleveland Browns	Troy Carter	B	VMI	1959	21	244	Washington Redskins	Mel Reight	B	West Virginia
1955	5	51	Baltimore Colts	George Preas	T	Virginia Tech	1959	21	245	Detroit Lions	Buddy Davis	B	Richmond
1955	5	57	Philadelphia Eagles	Gene Lamone	G	West Virginia	1959	22	255	Chicago Cardinals	Glenn Shamblyn	B	West Virginia
1955	7	76	Washington Redskins	Erik Christensen	E	Richmond	1959	22	260	Chicago Bears	Lennie Rubal	B	William & Mary
1955	7	82	San Francisco 49ers	Johnny Dean	B	Virginia Tech	1959	26	302	Philadelphia Eagles	Jim Burks	T	Virginia Tech
1955	7	83	Chicago Bears	Bruce Sturgess	B	William & Mary	1959	27	323	New York Giants	Joe Biscaha	E	Richmond
1955	11	128	New York Giants	Bill Hillen	E	West Virginia	1960	2	21	Washington Redskins	Sam Horner	HB	VMI
1955	13	154	San Francisco 49ers	Richie Gaskell	E	George Washington	1960	8	86	Los Angeles Rams	Carroll Dale	WR	Virginia Tech
1955	18	211	Los Angeles Rams	Clyde Sweeney	T	West Virginia	1960	14	163	Cleveland Browns	Bill Dumbauld	T	West Virginia
1955	21	242	Chicago Cardinals	Howie Wright	B	Virginia Tech	1960	14	164	Philadelphia Eagles	Ray Peterson	B	West Virginia
1955	22	255	Washington Redskins	Joe Boland	B	George Washington	1960	15	169	Los Angeles Rams	Harry Rakowski	C	The Citadel
1955	23	268	Washington Redskins	Chuck Donaldson	C	West Virginia	1960	16	186	Pittsburgh Steelers	Dave Ames	B	Richmond
1955	27	315	Baltimore Colts	Jim Locke	T	Virginia Tech	1960	17	194	Chicago Cardinals	Joe Davis	T	The Citadel
1955	28	332	New York Giants	Al Crow	DT	William & Mary	1961	3	42	Philadelphia Eagles	Don Oakes	T	Virginia Tech
1955	30	351	Washington Redskins	Tom Petty	E	Virginia Tech	1961	6	77	Baltimore Colts	Don Kern	HB	VMI
1956	1	6	Los Angeles Rams	Joe Marconi	FB	West Virginia	1961	12	157	Washington Redskins	Bob Coolbaugh	E	Richmond
1956	2	15	San Francisco 49ers	Bruce Bosley	C	West Virginia	1961	12	160	Chicago Bears	Howard Dyer	QB	VMI
1956	3	30	New York Giants	Sam Huff	LB	West Virginia	1961	16	214	Los Angeles Rams	Mike Zeno	G	Virginia Tech
1956	3	36	Washington Redskins	Fred Wyant	QB	West Virginia	1961	16	221	New York Giants	Bernie Vishneski	T	Virginia Tech
1956	4	40	San Francisco 49ers	Frank Pajaczkowski	B	Richmond	1962	6	78	San Francisco 49ers	Bill Winter	T	West Virginia
1956	4	49	Cleveland Browns	Bobby Moss	B	West Virginia	1962	11	148	San Francisco 49ers	Larry Jepson	C	Furman
1956	6	62	Detroit Lions	Bob Lusk	C	William & Mary	1962	14	191	Baltimore Colts	Stinson Jones	B	VMI
1956	7	76	Pittsburgh Steelers	Dick Gaspari	C	George Washington	1962	15	205	Baltimore Colts	Joe Monti	G	Furman
1956	11	122	Detroit Lions	Lou Wacker	B	Richmond	1962	15	210	Green Bay Packers	Roger Holdinsky	B	West Virginia
1956	11	133	Cleveland Browns	Bill Underdonk	T	West Virginia	1962	18	247	Baltimore Colts	Mel Rideout	QB	Richmond
1956	14	169	Cleveland Browns	Charlie Sidwell	B	William & Mary	1963	5	61	Baltimore Colts	Bill Ventura	T	Richmond
1956	19	218	Detroit Lions	Dale Vaughn	B	VMI	1963	7	95	Green Bay Packers	Olin Hill	T	Furman
1956	22	260	Green Bay Packers	Jonny Popson	B	Furman	1963	8	102	Philadelphia Eagles	Tom Woodeshick	RB	West Virginia
1957	8	95	Detroit Lions	Dave Liddick	DT	George Washington	1963	12	165	Chicago Bears	Dick Drummond	B	George Washington
1957	13	147	Los Angeles Rams	Bob Wolfenden	B	Virginia Tech	1963	13	181	New York Giants	Jim Moss	B	West Virginia
1957	13	153	Washington Redskins	Claude Austin	B	George Washington	1963	15	210	Green Bay Packers	Gene Breen	LB	Virginia Tech
1957	15	180	Chicago Bears	Tony Hosek	E	West Virginia	1963	18	250	New York Giants	Bill Pashe	DB	George Washington
1957	16	191	Detroit Lions	Hillmer Olson	C	Virginia Tech	1963	19	257	Baltimore Colts	Steve Berzansky	B	West Virginia
1957	18	213	Washington Redskins	Ed Sakach	G	George Washington	1964	5	66	Pittsburgh Steelers	T.W. Alley	T	William & Mary
1957	21	250	Chicago Cardinals	Joe Kopnisky	E	West Virginia	1964	6	76	Detroit Lions	John Hilton	TE	Richmond
1957	22	264	Chicago Bears	Tom Dalzell	T	Virginia Tech	1964	7	86	Philadelphia Eagles	Pete Goimarac	C	West Virginia
1957	24	285	Washington Redskins	Bob Jennings	C	Furman	1964	10	131	Los Angeles Rams	Ron Smith	QB	Richmond
1957	24	286	Chicago Cardinals	Ron Klim	C	West Virginia	1964	10	134	Detroit Lions	Glenn Holton	HB	West Virginia
1957	29	341	Cleveland Browns	Bill Trozzo	T	West Virginia	1964	11	150	Pittsburgh Steelers	Robert Soleau	LB	William & Mary
1957	30	358	Detroit Lions	Mike Shill	T	Furman	1964	12	156	Philadelphia Eagles	John Sapinsky	T	William & Mary
1958	1	7	Chicago Bears	Chuck Howley	LB	West Virginia	1964	13	177	St. Louis Cardinals	Jake Adams	E	Virginia Tech
1958	2	16	Washington Redskins	Mike Sommer	HB	George Washington	1965	3	29	San Francisco 49ers	Bob Schweickert	QB	Virginia Tech
1958	2	20	Pittsburgh Steelers	Larry Krutko	FB	West Virginia	1965	6	75	Dallas Cowboys	Sonny Utz	FB	Virginia Tech
1958	3	35	Baltimore Colts	Joe Nicely	G	West Virginia	1965	15	198	San Francisco 49ers	Joe Pabian	T	West Virginia
1958	8	89	Chicago Bears	Ed Rutsch	T	George Washington	1966	1	3	Pittsburgh Steelers	Dick Leftridge	FB	West Virginia
1958	10	121	Detroit Lions	Elliot Schaubach	T	William & Mary	1966	6	86	Dallas Cowboys	Bob Dunlevy	E	West Virginia
1958	11	130	Baltimore Colts	Bobby Jordan	B	VMI	1966	15	225	Detroit Lions	Bill Sullivan	DE	West Virginia
1958	13	148	Philadelphia Eagles	Mickey Trimarki	QB	West Virginia	1967	3	63	Chicago Bears	Garry Lyle	DB	George Washington
1958	17	197	Chicago Bears	Dick Eaton	C	Richmond	1967	10	254	St. Louis Cardinals	Lavern Barrs	DB	Furman
1958	17	198	Washington Redskins	Fred Wilt	T	Richmond	1968	3	58	Denver Broncos	Garrett Ford	RB	West Virginia
1958	19	221	Chicago Bears	Bill Chancey	E	West Virginia	1968	5	117	Washington Redskins	Mike Bragg	P	Richmond
1958	24	281	Chicago Bears	Russ Moon	T	Virginia Tech	1968	10	258	Philadelphia Eagles	John Mallory	DB	West Virginia
1959	3	32	Chicago Bears	Pete Johnson	DB	VMI	1968	13	336	Buffalo Bills	Dan Darragh	QB	William & Mary
1959	4	42	Detroit Lions	Art Brandriff	B	VMI	1968	14	366	Philadelphia Eagles	Dan Williamson	LB	West Virginia
1959	6	65	Washington Redskins	Jim McFalls	T	VMI	1968	14	373	Dallas Cowboys	Ron Williams*	DB	West Virginia
1959	6	67	Detroit Lions	Dick Guesman	DT	West Virginia	1968	16	412	Denver Broncos	Adin Brown	LB	William & Mary
1959	13	146	Chicago Cardinals	Pat Lamberti	E	Richmond	1969	16	415	Baltimore Colts	Jim McMillan	RB	The Citadel



North Carolina's Charlie Justice was drafted by the Washington Redskins in 1950. In 1961, he was inducted into the College Football Hall of Fame.



Maryland's Dick Modzelewski was a second-round pick of the Washington Redskins in 1953. He was elected to the College Football Hall of Fame in 1993.



The New York Giants drafted West Virginia's Sam Huff in the third round in 1956. Huff went on to become a five-time Pro Bowler during his Hall of Fame career.

# NFL DRAFT PICKS



Appalachian State's Dino Hackett was a second-round pick by the Kansas City Chiefs in 1986. The linebacker went 35th overall.



Chattanooga's Terrell Owens was picked in the third round of the 1996 draft by the San Francisco 49ers to start his Pro Football Hall of Fame career.



Samford defensive back Jaquiski Tartt was drafted in the second round by the San Francisco 49ers in 2015.

#SoConFB

Year	Rd.	Sel.	Team	Name	Pos.	School	Year	Rd.	Sel.	Team	Name	Pos.	School
1969	17	417	Buffalo Bills	Wayne Lineberry	LB	East Carolina	1992	6	141	Indianapolis Colts	Shoun Habersham	WR	Chattanooga
1969	17	425	Denver Broncos	Buster O'Brien	QB	Richmond	1992	7	178	Seattle Seahawks	Mike Frier	DT	Appalachian State
1970	1	12	Atlanta Falcons	John Small	LB	The Citadel	1992	8	207	Seattle Seahawks	Muhammad Shamsid-Deen	RB	Chattanooga
1970	1	15	San Diego Chargers	Walker Gillette	WR	Richmond	1992	11	299	Dallas Cowboys	Pumpy Tudors	P	Chattanooga
1970	7	161	Buffalo Bills	Wayne Fowler	T	Richmond	1993	3	67	Atlanta Falcons	Harold Alexander	P	Appalachian State
1970	7	174	Baltimore Colts	Gordon Slade	QB	Davidson	1993	6	162	Pittsburgh Steelers	Willie Williams	DB	Western Carolina
1970	17	416	Chicago Bears	Joe Brunson	DT	Furman	1993	8	198	New England Patriots	Troy Brown	WR	Marshall
1971	3	61	St. Louis Cardinals	Jim Livesay	WR	Richmond	1994	6	179	Minnesota Vikings	Andrew Jordan	TE	Western Carolina
1971	11	280	Los Angeles Rams	Charlie Richards	QB	Richmond	1995	5	170	Green Bay Packers	Travis Jervey	RB	The Citadel
1971	14	364	Baltimore Colts	Mike Mikolayunas	WR	Davidson	1996	3	71	Tampa Bay Buccaneers	Donnie Abraham	CB	ETSU
1971	15	383	Oakland Raiders	Andy Giles	DE	William & Mary	1996	3	87	Buffalo Bills	Matt Stevens	DB	Appalachian State
1972	9	223	Atlanta Falcons	Ray Easterling	DB	Richmond	1996	3	89	San Francisco 49ers	Terrell Owens	WR	Chattanooga
1972	14	358	Oakland Raiders	Dennis Cambal	TE	William & Mary	1996	6	195	New England Patriots	Mario Orien	RB	Chattanooga
1972	15	389	Miami Dolphins	Bill Davis	DT	William & Mary	1997	3	65	Dallas Cowboys	Dexter Coakley	LB	Appalachian State
1973	11	272	New York Jets	David Knight	WR	William & Mary	1997	5	155	Philadelphia Eagles	Luther Broughton	TE	Furman
1973	16	391	Houston Oilers	Tom Dameron	WR	East Carolina	2000	4	108	San Francisco 49ers	John Keith	DB	Furman
1973	17	438	Dallas Cowboys	Les Strayhorn	RB	East Carolina	2000	5	159	Jacksonville Jaguars	Kiwaukee Thomas	DB	Georgia Southern
1974	1	12	Green Bay Packers	Barty Smith	RB	Richmond	2000	7	208	Kansas City Chiefs	Des Kitchings	WR	Furman
1974	4	80	New York Giants	Carl Summerell	QB	East Carolina	2001	7	235	Jacksonville Jaguars	Richmond Flowers	WR	Chattanooga
1974	4	95	Buffalo Bills	Carlester Crumpler	RB	East Carolina	2001	7	243	Kansas City Chiefs	Terrell Sands	DT	Chattanooga
1974	15	369	Buffalo Bills	Pat Kelly	LB	Richmond	2001	7	215	Atlanta Falcons	Corey Hall	DB	Appalachian State
1974	16	405	Kansas City Chiefs	Barry Beers	G	William & Mary	2002	6	199	Chicago Bears	Adrian Peterson	RB	Georgia Southern
1975	9	210	New York Giants	Mike Mahoney	WR	Richmond	2003	6	179	Jacksonville Jaguars	David Young	SS	Georgia Southern
1975	9	232	Oakland Raiders	Harry Knight	QB	Richmond	2005	7	222	Washington Redskins	Nehemiah Broughton	RB	The Citadel
1975	12	298	Philadelphia Eagles	Dick Pawlewicz	RB	William & Mary	2006	5	148	Green Bay Packers	Ingle Martin	QB	Furman
1976	9	244	New York Jets	Ronnie Moore	WR	VMI	2007	7	251	Jacksonville Jaguars	Chad Nkang	LB	Elon
1976	16	447	Detroit Lions	Craig McCurdy	LB	William & Mary	2008	2	58	Tampa Bay Buccaneers	Dexter Jackson	WR	Appalachian State
1977	6	166	Detroit Lions	Reggie Pinkney	DB	East Carolina	2008	5	146	Detroit Lions	Jerome Felton	RB	Furman
1977	8	206	Green Bay Packers	David Whitehurst	QB	Furman	2008	6	177	Cincinnati Bengals	Corey Lynch	SS	Appalachian State
1977	11	304	Baltimore Colts	Brian Ruff	LB	The Citadel	2009	5	138	Atlanta Falcons	William Middleton	CB	Furman
1978	4	103	Cleveland Browns	Pete Pullara	G	Chattanooga	2010	3	88	Arizona Cardinals	Andre Roberts	WR	The Citadel
1980	10	257	Atlanta Falcons	Walt Bellamy	DB	VMI	2010	3	89	Carolina Panthers	Armani Edwards	WR	Appalachian State
1980	10	259	Buffalo Bills	Greg Cater	P	Chattanooga	2011	4	128	Pittsburgh Steelers	Cortez Allen	DB	The Citadel
1981	9	226	St. Louis Cardinals	Stump Mitchell	RB	The Citadel	2011	5	137	Cleveland Browns	Buster Skrine	DB	Chattanooga
1982	5	125	St. Louis Cardinals	Earl Ferrell	RB	ETSU	2011	5	156	Seattle Seahawks	Mark LeGree	DB	Appalachian State
1982	10	259	St. Louis Cardinals	Eddie McGill	TE	Western Carolina	2011	5	163	San Francisco 49ers	Daniel Kilgore	OL	Appalachian State
1982	11	286	Minnesota Vikings	Curtis Rouse	G	Chattanooga	2011	6	186	Green Bay Packers	D.J. Smith	LB	Appalachian State
1983	7	186	Minnesota Vikings	Carl Lee	DB	Marshall	2012	2	33	St. Louis Rams	Brian Quick	WR	Appalachian State
1984	3	65	Cincinnati Bengals	Stanford Jennings	RB	Furman	2012	5	162	New Orleans Saints	Corey White	S	Samford
1984	6	151	New England Patriots	Ernest Gibson	DB	Furman	2012	7	243	Green Bay Packers	B.J. Coleman	QB	Chattanooga
1984	9	236	Buffalo Bills	Leroy Howell	DE	Appalachian State	2013	3	80	Dallas Cowboys	J.J. Wilcox	DB	Georgia Southern
1984	12	311	New York Giants	Lawrence Green	LB	Chattanooga	2013	5	165	Detroit Lions	Sam Martin	P	Appalachian State
1985	10	271	St. Louis Cardinals	Dinky Williams	RB	Furman	2013	7	210	Jacksonville Jaguars	Demetrius McCray	DB	Appalachian State
1985	11	305	Seattle Seahawks	Louis Cooper	LB	Western Carolina	2013	7	223	Pittsburgh Steelers	Nicholas Williams	DT	Samford
1986	2	35	Kansas City Chiefs	Dino Hackett	LB	Appalachian State	2013	7	238	Baltimore Ravens	Aaron Mellette	WR	Elon
1986	4	90	Kansas City Chiefs	Chas Fox	WR	Furman	2014	3	96	Minnesota Vikings	Jerick McKinnon	RB	Georgia Southern
1986	9	233	Philadelphia Eagles	Clyde Simmons	DE	Western Carolina	2014	4	137	New York Jets	Dakota Dozier	OL	Furman
1987	9	246	Tampa Bay Buccaneers	Greg Davis	P	The Citadel	2014	7	252	Cincinnati Bengals	Lavelle Westbrook	DB	Georgia Southern
1988	5	135	Buffalo Bills	Kirk Roach	K	Western Carolina	2015	2	46	San Francisco 49ers	Jaquiski Tartt	S	Samford
1988	7	188	Cleveland Browns	Thane Gash	DB	ETSU	2015	5	148	New Orleans Saints	Davis Tull	DE	Chattanooga
1988	10	265	New York Giants	Steve Wilkes	DB	Appalachian State	2016	2	62	Carolina Panthers	James Bradberry	DB	Samford
1989	4	101	Seattle Seahawks	Travis McNeal	TE	Chattanooga	2017	6	217	Tennessee Titans	Corey Levin	OL	Chattanooga
1989	4	112	San Francisco 49ers	Michael Barber	WR	Marshall	2018	7	243	New England Patriots	Keion Crossen	DB	Western Carolina
1989	6	144	Pittsburgh Steelers	Mark Stock	WR	VMI							
1989	6	164	Buffalo Bills	Sean Doctor	RB	Marshall							
1989	12	313	Atlanta Falcons	Tony Bowick	NT	Chattanooga							
1990	5	124	Kansas City Chiefs	Derrick Graham	T	Appalachian State							
1990	7	193	San Diego Chargers	Keith Collins	DB	Appalachian State							
1991	4	108	Dallas Cowboys	Tony Hill	DE	Chattanooga							
1991	12	331	Miami Dolphins	Joe Brunson	DT	Chattanooga							
1992	5	122	Seattle Seahawks	Gary Dandridge	DB	Appalachian State							

\* played basketball, not football, for West Virginia



## NCAA STATISTICAL CHAMPIONS (INDIVIDUAL)

**All-purpose yards average**  
189.6, Otis Washington (WCU), 1988  
210.3, DaVon Fowlkes (APP), 2004  
213.0, Detrez Newsome (WCU), 2016  
170.67, Detrez Newsome (WCU), 2017

**Field goals made per game**  
2.16, Kirk Roach (WCU), 1986  
2.0, Matt Vick (UTC), 2000  
1.83, Andrew Wilcox (Elon), 2008  
1.82, Anthony Pistelli (SAM), 2015

**Forced fumbles per game**  
0.42, Jayden Pauling (WCU), 2019

**Interceptions per game**  
1.0, Jim Bolding (ECU), 1975  
0.77, Mark LeGree (APP), 2008

**Kickoff return average**  
21.4, Sam Woolwine (VMI), 1955  
36.4, Tony Ball (UTC), 1977  
32.1, Josh Cole (FUR), 1995  
34.6, Randy Moss (MAR), 1996  
33.1, Richard Holland (VMI), 2000  
37.2, Brian Bratton (FUR), 2001  
35.9, Jerodis Williams (FUR), 2012

**Passing completions per game**  
31.45, Scott Riddle (Elon), 2007  
31.25, Devlin Hodges (Samford), 2016  
28.92, Devlin Hodges (Samford), 2017  
35.27, Devlin Hodges (Samford), 2018

**Pass completion percentage**  
68.5, Jacob Huesman (UTC), 2014  
69.4, Devlin Hodges (SAM), 2015  
70.5, Devlin Hodges (SAM), 2018

**Passing efficiency**  
170.9, Bobby Lamb (FUR), 1985  
181.3, Michael Payton (MAR), 1991  
172.4, Chris Forcier (FUR), 2011

**Passing yards**  
4,283, Devlin Hodges (Samford), 2018

**Passing yards per game**  
347.00, Scott Riddle (Elon), 2007  
389.36, Devlin Hodges (Samford), 2018

**Points responsible for per game**  
21.8, Devlin Hodges (SAM), 2018

**Punting**  
44.6, Pat Velarde (MAR), 1983  
43.3, Steve Kornegay (WCU), 1984  
44.6, Greg Davis (CIT), 1986  
43.3, Pumpy Tudors (UTC), 1989  
47.0, Harold Alexander (APP), 1991  
44.5, Harold Alexander (APP), 1992

**Punt return average**  
13.8, Mike Sommer (GWU), 1955  
19.21, Andre Roberts (CIT), 2008  
21.9, Montrell Washington (SAM), 2019

**Punt return touchdowns**  
3, Chandler Curtis (MER), 2014

**Receptions**  
78, Mike Barber (MAR), 1987  
113, Aaron Mellette (Elon), 2011

**Receptions per game**  
8.7, Mike Mikolayunas (DAV), 1970  
6.6, Wayne Tolleson (WCU), 1977  
8.1, Jeff Johnson (TSU), 1994  
9.4, DaVon Fowlkes (APP), 2004  
10.64, Terrell Hudgins (Elon), 2007  
10.25, Terrell Hudgins (Elon), 2009  
10.27, Aaron Mellette (Elon), 2011  
10.1, Karel Hamilton (Samford), 2016

**Receiving yards per game**  
147.1, DaVon Fowlkes (APP), 2004  
134.0, Terrell Hudgins (Elon), 2007  
136.08, Terrell Hudgins (Elon), 2009  
149.00, Aaron Mellette (Elon), 2011

**Rushing yards per game**  
189.0, Louis Ivory (FUR), 2001

**Sacks per game**  
1.09, Josh Beard (UTC), 2009  
1.50, Adrian Hope (FUR), 2018

**Scoring**  
15.8, Adrian Peterson (GSU), 1999  
12.7, Chaz Williams (GSU), 2004

**Tackles per game**  
10.2, Chad Nkang (Elon), 2005

**Total offense**  
417.8, Devlin Hodges (SAM), 2018

**Total receiving yards**  
1,474, Terrell Hudgins (Elon), 2007  
1,633, Terrell Hudgins (Elon), 2009  
1,639, Aaron Mellette (Elon), 2011

**Solo tackles per game**  
8.73, Chris Camacho (UTC), 2007  
6.70, Bryce Smith (SAM), 2009

**Yards per pass attempt**  
10.56, P.J. Blazejowski, Furman, 2017

## NCAA STATISTICAL CHAMPIONS (TEAM)

**Total offense**  
551.7, Georgia Southern, 1999  
488.33, Appalachian State, 2007

**Rushing offense per game**  
289.1, Furman, 1983  
316.9, VMI, 1991  
345.5, The Citadel, 1992  
382.0, The Citadel, 1994  
419.0, Georgia Southern, 1999  
323.6, Georgia Southern, 2001  
386.2, Georgia Southern, 2002  
335.6, Georgia Southern, 2003  
369.9, Georgia Southern, 2004  
386.8, Georgia Southern, 2005  
326.27, Georgia Southern, 2007  
399.4, Georgia Southern, 2012  
348.2, The Citadel, 2016

**Passing efficiency**  
173.5, Georgia Southern, 2004  
169.92, Wofford, 2008

**Pass completion percentage**  
67.6, Chattanooga, 2014  
69.7, Samford, 2015  
70.2, Samford, 2018

**Passing offense**  
392.7, Samford, 2018

**Passing yards per completion**  
20.04, The Citadel, 2017  
18.42, The Citadel, 2018

**Passes had intercepted**  
3, Wofford, 2017

**Scoring offense per game**  
42.4, Marshall, 1992  
50.0, Georgia Southern, 1999  
47.0, Georgia Southern, 2004

**Sacks allowed per game**  
0.42, Wofford, 2008  
0.21, Wofford, 2016  
0.54, Furman, 2017  
0.33, Wofford, 2019

**Time of possession**  
34:19, The Citadel, 2017

**Passing defense**  
104.4, Chattanooga, 1989  
132.8, Furman, 2003  
132.2, Western Carolina, 2005  
139.1, Samford, 2014

**Scoring defense per game**  
9.9, Appalachian State, 1985  
9.7, Furman, 1988  
13.0, The Citadel, 1992

**Net punting average**  
42.9, Marshall, 1994  
44.5, Marshall, 1996  
41.5, Western Carolina, 1998  
41.6, Wofford, 2016  
40.58, Mercer, 2018

**Punt return average**  
19.67, The Citadel, 2008  
19.41, Samford, 2019

**Kickoff return average**  
26.8, Western Carolina, 1993  
27.1, Furman, 1997  
27.4, Western Carolina, 2005

**Kick return defense**  
14.41, Mercer, 2017

**Fumbles lost**  
3, Samford, 2009

**Fumbles recovered**  
16, Mercer, 2017

**Turnovers lost**  
11, Wofford, 2008  
10, Mercer, 2015  
10, ETSU, 2016

**Turnover margin**  
+1.64, Wofford, 2003

**First downs per game**  
24.50, Appalachian State, 2009

**Fourth down efficiency**  
83.3%, Georgia Southern, 2007  
81.82%, Furman, 2009

**Fourth down efficiency defense**  
9.09%, Samford, 2009

**Fewest penalties**  
38, VMI, 2017

**Fewest penalties per game**  
2.92, The Citadel, 2013  
3.27, Mercer, 2015  
3.15, Furman, 2017

**Fewest penalty yards**  
332, VMI, 2017

**Fewest penalty yards per game**  
30.18, VMI, 2017

**Blocked kicks allowed**  
0, Chattanooga, 2017  
0, Samford, 2018  
0, Samford, 2019  
0, VMI, 2019  
0, Wofford, 2019

**Blocked punts allowed**  
0, The Citadel, 2017  
0, Chattanooga, 2017  
0, Furman, 2018  
0, Samford, 2018  
0, The Citadel, 2019  
0, ETSU, 2019  
0, Furman, 2019  
0, Samford, 2019  
0, VMI, 2019  
0, Western Carolina, 2019  
0, Wofford, 2019



Elon's Aaron Mellette led the nation in receptions (113), receptions per game (10.27), receiving yards per game (149.00) and total receiving yards (1,639) in 2011.





# OVERTIME RECORDS

## SOCON TEAMS IN OVERTIME

Date	Result
Dec. 1, 1990	Nevada-Reno 42, Furman 35 (3OT)
Oct. 19, 1991	Appalachian State 26, Furman 23 (3OT)
Nov. 2, 1991	Marshall 27, Western Carolina 24 (3OT)
Nov. 21, 1992	VMI 37, Chattanooga 34
Oct. 16, 1993	VMI 35, Chattanooga 29 (2OT)
Nov. 19, 1994	VMI 26, Appalachian State 23
Nov. 26, 1994	Appalachian State 17, New Hampshire 10
Nov. 16, 1996	VMI 34, The Citadel 27 (2OT)
Oct. 11, 1997	The Citadel 23, ETSU 20
Sept. 26, 1998	Western Carolina 31, ETSU 24
Oct. 3, 1998	Appalachian State 30, Wake Forest 27
Oct. 24, 1998	ETSU 22, Furman 19 (2OT)
Nov. 6, 1999	Samford 35, Western Carolina 32
Nov. 6, 1999	Chattanooga 30, The Citadel 27
Nov. 27, 1999	Massachusetts 30, Furman 23
Nov. 4, 2000	Chattanooga 20, The Citadel 13
Nov. 18, 2000	Furman 45, Chattanooga 44
Dec. 9, 2000	Montana 19, Appalachian State 16
Oct. 13, 2001	VMI 19, Chattanooga 16
Nov. 3, 2001	The Citadel 20, Chattanooga 17 (2OT)
Oct. 5, 2002	Wofford 27, Chattanooga 21
Sept. 11, 2003	ETSU 14, Tennessee-Martin 7
Sept. 25, 2004	Gardner-Webb 26, Western Carolina 20
Sept. 25, 2004	Pittsburgh 41, Furman 38
Sept. 3, 2005	Chattanooga 30, Tennessee Tech 23
Sept. 3, 2005	Georgia Southern 41, Northeastern 38
Sept. 25, 2005	Furman 44, Hofstra 41 (2OT)
Oct. 15, 2005	Furman 39, The Citadel 31 (3OT)
Sept. 9, 2006	Charleston Southern 38, The Citadel 35 (2OT)
Oct. 14, 2006	Chattanooga 17, Western Carolina 14
Oct. 21, 2006	Appalachian State 27, Georgia Southern 20 (2OT)
Oct. 21, 2006	Furman 28, Chattanooga 22
Oct. 21, 2006	The Citadel 30, Western Carolina 27
Nov. 18, 2006	Central Arkansas 34, Georgia Southern 31
Sept. 22, 2007	Chattanooga 45, Georgia Southern 38
Oct. 13, 2007	The Citadel 54, Furman 51
Oct. 13, 2007	Elon 36, Georgia Southern 33 (2OT)
Sept. 13, 2008	Georgia Southern 34, Northeastern 27
Sept. 27, 2008	Wofford 38, Georgia Southern 37
Oct. 25, 2008	Georgia Southern 38, Western Carolina 31
Nov. 1, 2008	Georgia Southern 44, The Citadel 41 (3OT)
Oct. 3, 2009	Appalachian State 30, The Citadel 27
Sept. 18, 2010	Richmond 27, Elon 21
Nov. 6, 2010	Georgia Southern 21, Appalachian State 14
Sept. 24, 2011	Elon 18, The Citadel 15
Sept. 8, 2012	Coastal Carolina 47, Furman 45 (3OT)
Oct. 27, 2012	Georgia Southern 39, Chattanooga 31 (3OT)
Nov. 3, 2012	Samford 24, Wofford 17 (2OT)
Nov. 10, 2012	Wofford 16, Chattanooga 13
Dec. 1, 2012	Illinois State 38, Appalachian State 37
Oct. 5, 2013	The Citadel 31, Appalachian State 28
Oct. 26, 2013	Western Carolina 27, Elon 24
Nov. 16, 2013	Samford 17, Chattanooga 14
Sept. 6, 2014	Jacksonville State 26, Chattanooga 23
Oct. 4, 2014	Coastal Carolina 37, Furman 31 (2OT)
Oct. 11, 2014	The Citadel 63, Charlotte 56 (2OT)
Oct. 18, 2014	Gardner-Webb 47, VMI 41 (2OT)
Nov. 8, 2014	The Citadel 42, Furman 35
Oct. 3, 2015	Wofford 34, Mercer 33
Oct. 3, 2015	Bucknell 28, VMI 22
Nov. 14, 2015	Mercer 27, Furman 20
Dec. 5, 2015	Jacksonville State 41, Chattanooga 35
Sept. 3, 2016	ETSU 20, Kennesaw State 17 (2OT)
Sept. 24, 2016	VMI 23, Bucknell 17 (3OT)
Oct. 1, 2016	Mercer 33, VMI 30

Date	Result
Oct. 22, 2016	The Citadel 24, Wofford 21
Nov. 5, 2016	The Citadel 37, Samford 34
Dec. 10, 2016	Youngstown State 30, Wofford 23 (2OT)
Sept. 23, 2017	ETSU 26, Mercer 23
Oct. 7, 2017	Wofford 35, Western Carolina 28
Nov. 4, 2017	Wofford 24, Chattanooga 21 (2OT)
Sept. 8, 2018	Chattanooga 29, The Citadel 28
Oct. 27, 2018	ETSU 45, Western Carolina 43 (3OT)
Aug. 31, 2019	Tennessee Tech 59, Samford 58 (2OT)
Sept. 14, 2019	The Citadel 27, Georgia Tech 24
Sept. 14, 2019	VMI 31, ETSU 24
Sept. 28, 2019	Samford 61, The Citadel 55 (4OT)
Oct. 12, 2019	VMI 48, Samford 41
Oct. 26, 2019	Wofford 35, Chattanooga 34
Nov. 2, 2019	Mercer 36, Samford 33 (3OT)
Nov. 9, 2019	Western Carolina 23, ETSU 20



VMI's Daz Palmer ran for a 12-yard touchdown in the third overtime as the Keydets downed Bucknell on the road, 23-17, on Sept. 24, 2016.

Current league members' overtime records		
School	Record	Win pct.
The Citadel	10-10	.500
ETSU	5-4	.56
Furman	4-10	.286
Mercer	3-2	.600
Samford	3-3	.500
Chattanooga	6-14	.300
VMI*	8-5	.615
Western Carolina	3-8	.273
Wofford	7-3	.700
<b>Total</b>	<b>49-59</b>	<b>.454</b>

\* includes two losses as a member of the Big South Conference

#SoConFB

# FINAL NATIONAL RANKINGS



## 1982 (NCAA)

- Eastern Kentucky
- Louisiana Tech
- Delaware
- Tennessee State
- Eastern Illinois
- Furman**
- South Carolina State
- Jackson State
- Colgate
- Grambling
- Idaho
- Northern Illinois
- Holy Cross
- Bowling Green
- Boise State
- Western Illinois
- Chattanooga**
- Northwestern State
- Montana
- Lafayette

## 1983 (NCAA)

- Southern Illinois
- Furman**
- Holy Cross
- North Texas State
- Indiana State
- Eastern Illinois
- Colgate
- Eastern Kentucky
- Western Carolina**
- Grambling
- Nevada-Reno
- Idaho State
- Boston University
- Northeast Louisiana
- Jackson State
- Middle Tennessee
- Tennessee State
- South Carolina State
- Mississippi Valley
- New Hampshire

## 1984 (NCAA)

- Alcorn State
- Montana State
- Rhode Island
- Boston University
- Indiana State
- Middle Tennessee
- Mississippi Valley
- Eastern Kentucky
- Louisiana Tech
- Arkansas State
- New Hampshire
- Richmond
- Murray State
- Western Carolina**
- Holy Cross
- Furman**
- Chattanooga**
- Northern Iowa
- Delaware
- McNeese State

## 1985 (NCAA)

- Middle Tennessee
- Furman**
- Nevada-Reno
- Northern Iowa
- Idaho
- Arkansas State
- Rhode Island
- Grambling
- Georgia Southern
- Akron
- Eastern Washington
- Appalachian State**
- Delaware State
- Louisiana Tech

- Jackson State
- William & Mary
- Murray State
- Richmond
- Eastern Kentucky
- Alcorn State

## 1986 (NCAA)

- Nevada-Reno
- Arkansas State
- Eastern Illinois
- Georgia Southern
- Holy Cross
- Appalachian State**
- Pennsylvania
- William & Mary
- Jackson State
- Eastern Kentucky
- Sam Houston State
- Nicholls State
- Delaware
- Tennessee State
- Furman**
- Idaho
- Southern Illinois
- Murray State
- Connecticut
- North Carolina A&T

## 1986 (TSN)

- Nevada-Reno
- Arkansas State
- Eastern Illinois
- Georgia Southern
- Appalachian State**
- Holy Cross
- Pennsylvania
- Tennessee State
- Jackson State
- William & Mary
- Nicholls State
- Eastern Kentucky
- Sam Houston State
- Delaware
- Furman**
- North Carolina A&T
- Murray State
- Cornell
- Idaho
- Northern Arizona

## 1987 (NCAA)

- Holy Cross
- Appalachian State**
- Northeast Louisiana
- Northern Iowa
- Idaho
- Georgia Southern
- Eastern Kentucky
- James Madison
- Jackson State
- Weber State
- Western Kentucky
- Arkansas State
- Maine
- Marshall**
- Youngstown State
- North Texas
- Richmond
- Howard
- Sam Houston State
- Delaware State

## 1987 (TSN)

- Holy Cross
- Appalachian State**
- Northeast Louisiana
- Georgia Southern
- Eastern Kentucky
- Northern Iowa
- Idaho

- Weber State
- Arkansas State
- James Madison
- North Texas
- Jackson State
- Howard
- Western Kentucky
- Marshall**
- Maine
- Furman**
- Youngstown State
- Harvard
- Sam Houston State

## 1988 (NCAA)

- Idaho
- Georgia Southern
- Western Illinois
- Furman**
- Jackson State
- Marshall**
- Eastern Kentucky
- NW Louisiana
- Stephen F. Austin
- Massachusetts
- North Texas
- Boise State
- Western Kentucky
- The Citadel**
- Delaware
- Montana
- Middle Tennessee
- Florida A&M
- Holy Cross
- Grambling

## 1988 (TSN)

- Idaho
- Georgia Southern
- Western Illinois
- Furman**
- Marshall**
- Northwestern State
- Jackson State
- Stephen F. Austin
- Eastern Kentucky
- North Texas
- Montana
- The Citadel**
- Boise State
- Western Kentucky
- Massachusetts
- Holy Cross
- Grambling
- Delaware
- Florida A&M
- Pennsylvania

## 1989 (NCAA)

- Georgia Southern
- Furman**
- Stephen F. Austin
- Holy Cross
- Idaho
- Montana
- Appalachian State**
- Maine
- Southwest Missouri St.
- Middle Tennessee
- William & Mary
- Eastern Kentucky
- Grambling
- Youngstown State
- Eastern Illinois
- Villanova
- Jackson State
- Connecticut
- Nevada-Reno
- Northern Iowa

## 1989 (TSN)

- Georgia Southern
- Furman**
- Idaho
- Stephen F. Austin
- Montana
- Holy Cross
- Appalachian State**
- Middle Tennessee
- Maine
- Southwest Missouri St.
- Eastern Kentucky
- William & Mary
- Eastern Illinois
- Youngstown State
- Grambling
- Villanova
- Jackson State
- Yale
- Northern Iowa
- Nevada-Reno

## 1990 (NCAA)

- Middle Tennessee
- Youngstown State
- Georgia Southern
- Nevada-Reno
- Eastern Kentucky
- Southwest Missouri St.
- William & Mary
- Holy Cross
- Massachusetts
- Boise State
- Northern Iowa
- Furman**
- Idaho
- Northeast Louisiana
- The Citadel**
- Jackson State
- Dartmouth
- UCF
- New Hampshire
- North Carolina A&T

## 1990 (TSN)

- Youngstown State
- Middle Tennessee
- Nevada-Reno
- Eastern Kentucky
- Georgia Southern
- William & Mary
- Southwest Missouri St.
- Holy Cross
- Furman**
- Northern Iowa
- Boise State
- Massachusetts
- Idaho
- UCF
- The Citadel**
- Jackson State
- Dartmouth
- Northeast Louisiana
- North Carolina A&T
- New Hampshire

## 1991 (NCAA)

- Nevada-Reno
- Eastern Kentucky
- Holy Cross
- Northern Iowa
- Alabama State
- Delaware
- Villanova
- Marshall**
- Middle Tennessee
- Samford
- New Hampshire
- Sam Houston State
- Youngstown State
- Western Illinois

- Weber State
- James Madison
- Appalachian State**
- Northeast Louisiana
- McNeese State
- T20. The Citadel**
- T20. Furman**

## 1991 (TSN)

- Nevada-Reno
- Eastern Kentucky
- Northern Iowa
- Holy Cross
- Delaware
- Villanova
- Marshall**
- Middle Tennessee
- Alabama State
- Appalachian State**
- New Hampshire
- Samford
- Weber State
- Youngstown State
- Furman**
- Sam Houston State
- James Madison
- Lehigh
- Western Illinois
- Northeast Louisiana

## 1992 (NCAA)

- The Citadel**
- Northeast Louisiana
- Northern Iowa
- Middle Tennessee
- Idaho
- Marshall**
- Youngstown State
- Delaware
- Samford
- Villanova
- McNeese State
- Eastern Kentucky
- William & Mary
- Eastern Washington
- Florida A&M
- Appalachian State**
- North Carolina A&T
- Alcorn State
- Liberty
- Western Illinois

## 1992 (TSN)

- The Citadel**
- Northeast Louisiana
- Northern Iowa
- Middle Tennessee
- Idaho
- Youngstown State
- Delaware
- Samford
- Marshall**
- Eastern Kentucky
- Villanova
- William & Mary
- McNeese State
- Eastern Washington
- North Carolina A&T
- Appalachian State**
- Grambling
- Florida A&M
- Western Carolina**
- Georgia Southern

## 1993 (TSN)

- Troy State
- Georgia Southern**
- Montana
- Northeast Louisiana
- McNeese State
- Boston University



# FINAL NATIONAL RANKINGS

#SoConFB

- 7. Youngstown State
- 8. Howard
- 9. **Marshall**
- 10. William & Mary
- 11. Idaho
- 12. UCF
- 13. Northern Iowa
- 14. Stephen F. Austin
- 15. Southern
- 16. Pennsylvania
- 17. Eastern Kentucky
- 18. Delaware
- 19. Western Kentucky
- 20. Eastern Washington
- 21. North Carolina A&T
- 22. Tennessee Tech
- 23. Alcorn State
- 24. Towson State
- 25. Massachusetts

### 1994 (TSN)

- 1. Youngstown State
- 2. Boise State
- 3. **Marshall**
- 4. Montana
- 5. Eastern Kentucky
- 6. McNeese State
- 7. James Madison
- 8. Idaho
- 9. **Appalachian State**
- 10. Boston University
- 11. Northern Iowa
- 12. Troy State
- 13. New Hampshire
- 14. Pennsylvania
- 15. North Texas
- 16. Middle Tennessee St.
- 17. Grambling
- 18. Alcorn State
- 19. William & Mary
- 20. UCF
- 21. Stephen F. Austin
- 22. Hofstra
- 23. South Carolina State
- 24. Western Illinois
- 25. Northern Arizona

### 1995 (TSN)

- 1. Montana
- 2. **Marshall**
- 3. McNeese State
- 4. Stephen F. Austin
- 5. **Appalachian State**
- 6. Delaware
- 7. Troy State
- 8. Southern
- 9. Murray State
- 10. Hofstra
- 11. **Georgia Southern**
- 12. Eastern Kentucky
- 13. Northern Illinois
- 14. Eastern Illinois
- 15. James Madison
- 16. Jackson State
- 17. Florida A&M
- 18. Idaho
- 19. William & Mary
- 20. Richmond
- 21. Boise State
- 22. Northern Arizona
- 23. Connecticut
- 24. Indiana State
- 25. Middle Tennessee St.

### 1996 (TSN)

- 1. **Marshall**
- 2. Montana
- 3. Northern Iowa
- 4. Troy State
- 5. William & Mary
- 6. Murray State

- 7. **ETSU**
- 8. Northern Arizona
- 9. **Furman**
- 10. Delaware
- 11. Jackson State
- 12. Villanova
- 13. Western Illinois
- 14. Florida A&M
- 15. Nicholls State
- 16. Eastern Illinois
- 17. New Hampshire
- 18. Youngstown State
- 19. Dartmouth
- 20. Howard
- 21. Stephen F. Austin
- 22. **Appalachian State**
- 23. Southwest Missouri St.
- 24. Dayton
- 25. James Madison

### 1997 (TSN)

- 1. Youngstown State
- 2. McNeese State
- 3. Delaware
- 4. Eastern Washington
- 5. Villanova
- 6. Western Illinois
- 7. Western Kentucky
- 8. **Georgia Southern**
- 9. Hampton
- 10. Florida A&M
- 11. Southern
- 12. Montana
- 13. Jackson State
- 14. Hofstra
- 15. Eastern Kentucky
- 16. Cal Poly-SLO
- 17. Northwestern St. (La.)
- 18. Stephen F. Austin
- 19. South Carolina State
- 20. Liberty
- 21. Eastern Illinois
- 22. **Appalachian State**
- 23. Dayton
- 24. Northeastern
- 25. Colgate

### 1997 (ESPN)

- 1. Youngstown State
- 2. McNeese State
- 3. Delaware
- 4. Eastern Washington
- 5. Villanova
- 6. Western Illinois
- 7. Western Kentucky
- 8. **Georgia Southern**
- 9. Montana
- 10. Hampton
- 11. Southern
- 12. Florida A&M
- 13. Jackson State
- 14. Northwestern State
- 15. Eastern Kentucky
- 16. Hofstra
- 17. Cal Poly SLO
- 18. Stephen F. Austin
- 19. Liberty
- 20. South Carolina State
- 21. Colgate
- 22. Eastern Illinois
- 23. **Appalachian State**
- 24. Northeastern
- 25. Dayton

### 1998 (TSN)

- 1. Massachusetts
- 2. **Georgia Southern**
- 3. Northwestern State
- 4. Western Illinois
- 5. Florida A&M
- 6. **Appalachian State**

- 7. Lehigh
- 8. McNeese State
- 9. Connecticut
- 10. Richmond
- 11. Hampton
- 12. Tennessee State
- 13. Troy State
- 14. Southern
- 15. Montana
- 16. Illinois State
- 17. William & Mary
- 18. Bethune-Cookman
- 19. Western Kentucky
- 20. Hofstra
- 21. Colgate
- 22. South Florida
- 23. Delaware
- 24. Murray State
- 25. Montana State

### 1999 (TSN)

- 1. **Georgia Southern**
- 2. Youngstown State
- 3. Illinois State
- 4. Florida A&M
- 5. Hofstra
- 6. Troy State
- 7. Massachusetts
- 8. Montana
- 9. **Appalachian State**
- 10. North Carolina A&T
- 11. Tennessee State
- 12. **Furman**
- 13. James Madison
- 14. Lehigh
- 15. Northern Iowa
- 16. Northern Arizona
- 17. Southern
- 18. Colgate
- 19. Jackson State
- 20. Portland State
- 21. Elon
- 22. Stephen F. Austin
- 23. South Florida
- 24. Villanova
- 25. Brown

### 2000 (TSN)

- 1. **Georgia Southern**
- 2. Montana
- 3. Delaware
- 4. **Appalachian State**
- 5. Western Kentucky
- 6. Richmond
- 7. Hofstra
- 8. Lehigh
- 9. Troy State
- 10. **Furman**
- 11. Youngstown State
- 12. Western Illinois
- 13. Grambling
- 14. Florida A&M
- 15. Portland State
- 16. McNeese State
- 17. Eastern Illinois
- 18. Weber State
- 19. Northern Iowa
- 20. Bethune-Cookman
- 21. North Carolina A&T
- 22. Tennessee Tech
- 23. **Wofford**
- 24. Illinois State
- 25. Southwest Texas State

### 2001 (TSN)

- 1. Montana
- 2. **Furman**
- 3. **Georgia Southern**
- 4. Northern Iowa
- 5. Lehigh
- 6. **Appalachian State**

- 7. Sam Houston State
- 8. Grambling
- 9. Eastern Illinois
- 10. Maine
- 11. Hofstra
- 12. Western Kentucky
- 13. McNeese State
- 14. Northwestern State
- 15. Youngstown State
- 16. Northern Arizona
- 17. William & Mary
- 18. Eastern Kentucky
- 19. Harvard
- 20. Villanova
- 21. Rhode Island
- 22. Florida A&M
- 23. Tennessee Tech
- 24. Penn
- 25. Tennessee State

### 2002 (TSN)

- 1. Western Kentucky
- 2. McNeese State
- 3. **Georgia Southern**
- 4. Villanova
- 5. Western Illinois
- 6. Maine
- 7. Montana
- 8. Grambling
- 9. **Furman**
- 10. **Appalachian State**
- 11. Northeastern
- 12. Fordham
- 13. Eastern Illinois
- 14. **Wofford**
- 15. Bethune-Cookman
- 16. Northwestern State
- 17. Penn
- 18. Idaho State
- 19. Montana State
- 20. Murray State
- 21. Eastern Kentucky
- 22. Gardner-Webb
- 23. Nicholls State
- 24. Southeast Missouri St.
- 25. Colgate

### 2003 (TSN/CSTV)

- 1. Delaware
- 2. Colgate
- 3. **Wofford**
- 4. Florida Atlantic
- 5. Northern Iowa
- 6. Western Illinois
- 7. Western Kentucky
- 8. McNeese State
- 9. Southern Illinois
- 10. Northern Arizona
- 11. Massachusetts
- 12. Pennsylvania
- 13. Southern
- 14. Montana
- 15. Bethune-Cookman
- 16. North Carolina A&T
- 17. Grambling
- 18. Jacksonville State
- 19. Northern Colorado
- 20. Northeastern
- 21. Montana State
- 22. Idaho State
- 23. Lehigh
- 24. **Georgia Southern**
- 25. Villanova

### 2004 (TSN)

- 1. James Madison
- 2. Montana
- 3. William & Mary
- 4. Sam Houston
- 5. **Furman**
- 6. New Hampshire

- 7. Delaware
- 8. Eastern Washington
- 9. Southern Illinois
- 10. **Georgia Southern**
- 11. Western Kentucky
- 12. Hampton
- 13. Harvard
- 14. Jacksonville State
- 15. Lehigh
- 16. Cal Poly
- 17. Northwestern State
- 18. **Wofford**
- 19. Lafayette
- 20. Alabama State
- 21. Pennsylvania
- 22. South Carolina State
- 23. North Dakota State
- 24. Coastal Carolina
- 25. Northern Iowa

### 2005 (TSN)

- 1. **Appalachian State**
- 2. Northern Iowa
- 3. **Furman**
- 4. Texas State
- 5. New Hampshire
- 6. Cal Poly
- 7. Southern Illinois
- 8. Richmond
- 9. **Georgia Southern**
- 10. Hampton
- 11. Grambling State
- 12. Montana
- 13. Eastern Washington
- 14. Youngstown State
- 15. Brown
- 16. Eastern Illinois
- 17. Nicholls State
- 18. Montana State
- 19. Massachusetts
- 20. South Carolina State
- 21. Lafayette
- 22. Illinois State
- 23. Colgate
- 24. Coastal Carolina
- 25. James Madison

### 2006 (TSN)

- 1. **Appalachian State**
- 2. Massachusetts
- 3. Montana
- 4. Youngstown State
- 5. North Dakota State
- 6. New Hampshire
- 7. Southern Illinois
- 8. Illinois State
- 9. James Madison
- 10. Montana State
- 11. Hampton
- 12. **Furman**
- 13. Tennessee-Martin
- 14. Coastal Carolina
- 15. Eastern Illinois
- 16. Cal Poly
- 17. Northern Iowa
- 18. Princeton
- 19. Portland State
- 20. San Diego
- 21. McNeese State
- 22. South Dakota State
- 23. **Wofford**
- 24. Central Arkansas
- 25. Yale

### 2006 (CSN)

- 1. **Appalachian State**
- 2. Massachusetts
- 3. Montana
- 4. Youngstown State
- 5. North Dakota State
- 6. New Hampshire



# FINAL NATIONAL RANKINGS



7. Southern Illinois
8. Illinois State
9. James Madison
10. Hampton
11. Montana State
- 12. Furman**
13. Tennessee-Martin
14. Cal Poly
15. Coastal Carolina
16. Eastern Illinois
17. Princeton
18. San Diego
19. Northern Iowa
20. Portland State
21. South Dakota State
22. McNeese State
- 23. Wofford**
24. Cal-Davis
25. Northern Arizona

## 2007 (Coaches)

- 1. Appalachian State**
2. Delaware
3. Southern Illinois
4. Richmond
5. Northern Iowa
6. Massachusetts
7. James Madison
8. Eastern Washington
9. North Dakota State
- 10. Wofford**
11. McNeese State
12. Montana
13. Eastern Kentucky
14. New Hampshire
15. Eastern Illinois
16. Delaware State
17. Youngstown State
- 18. Georgia Southern**
19. Fordham
20. Harvard
21. Yale
22. South Dakota State
- 23. Elon**
24. Grambling State
25. Dayton

## 2007 (TSN)

- 1. Appalachian State**
2. Delaware
3. Southern Illinois
4. Northern Iowa
5. Richmond
- 6. Wofford**
7. Massachusetts
8. Eastern Washington
9. North Dakota State
10. Montana
11. McNeese State
12. James Madison
13. Eastern Kentucky
14. New Hampshire
15. Delaware State
16. Youngstown State
- 17. Georgia Southern**
18. Eastern Illinois
19. South Dakota State
20. Fordham
21. Harvard
22. Yale
- 23. Elon**
24. Cal Poly
25. Grambling State

## 2008 (Coaches)

1. Richmond
2. Montana
3. James Madison
4. Northern Iowa
- 5. Appalachian State**
6. Villanova

7. New Hampshire
8. Cal Poly
9. Weber State
10. Southern Illinois
- 11. Wofford**
12. Central Arkansas
13. South Carolina State
14. Harvard
15. Liberty
16. Maine
17. Colgate
18. Eastern Kentucky
- 19. Elon**
20. William & Mary
21. McNeese State
22. Jacksonville State
23. Texas State
24. Grambling State
25. Prairie View A&M

## 2008 (TSN)

1. Richmond
2. Montana
3. James Madison
4. Northern Iowa
- 5. Appalachian State**
6. Villanova
7. Weber State
8. New Hampshire
- 9. Wofford**
10. Cal Poly
11. Southern Illinois
12. Central Arkansas
13. South Carolina State
14. Liberty
15. Harvard
16. Colgate
- 17. Elon**
18. Maine
19. Eastern Kentucky
20. William & Mary
21. McNeese State
22. Texas State
23. Jacksonville State
24. Grambling State
25. Prairie View

## 2009 (Coaches)

1. Villanova
2. Montana
- T3. Appalachian State**
5. Richmond
6. Southern Illinois
7. New Hampshire
8. South Carolina State
9. Stephen F. Austin
- 10. Elon**
11. South Dakota State
12. McNeese State
13. Eastern Washington
14. Holy Cross
15. Eastern Illinois
16. Jacksonville State
17. Weber State
18. Northern Iowa
19. Prairie View A&M
20. Colgate
21. Liberty
22. Florida A&M
23. Pennsylvania
24. Texas State
25. Lafayette

## 2009 (TSN)

1. Villanova
2. Montana
- 3. Appalachian State**
4. William & Mary
5. Richmond
6. Southern Illinois

7. New Hampshire
8. South Carolina State
- 9. Elon**
10. Stephen F. Austin
11. South Dakota State
12. McNeese State
13. Eastern Washington
14. Holy Cross
15. Prairie View A&M
16. Jacksonville State
17. Weber State
18. Northern Iowa
19. Eastern Illinois
20. Pennsylvania
21. Colgate
22. Liberty
23. Florida A&M
24. Lafayette
25. Texas State

## 2010 (Coaches)

1. Eastern Washington
2. Delaware
3. Villanova
- 4. Appalachian State**
- 5. Wofford**
- 6. Georgia Southern**
7. New Hampshire
8. William & Mary
9. North Dakota State
10. Stephen F. Austin
11. Montana State
12. Jacksonville State
13. Southeast Missouri
14. Lehigh
15. Bethune Cookman
16. Penn
17. South Carolina State
18. Northern Iowa
19. Liberty
20. Western Illinois
21. Montana
22. Jacksonville
23. Cal Poly
24. Grambling State
25. Dayton

## 2010 (TSN)

1. Eastern Washington
2. Delaware
3. Villanova
- 4. Appalachian State**
- 5. Georgia Southern**
- 6. Wofford**
7. New Hampshire
8. Stephen F. Austin
9. North Dakota State
10. William & Mary
11. Montana State
12. Jacksonville State
13. Southeast Missouri
14. Lehigh
15. Bethune Cookman
16. South Carolina State
17. Western Illinois
18. Penn
19. Northern Iowa
20. Montana
21. Liberty
22. Jacksonville
23. Grambling State
24. Cal Poly
25. Dayton

## 2011 (Coaches)

1. North Dakota State
2. Sam Houston State
- 3. Georgia Southern**
4. Montana
5. Northern Iowa
6. Lehigh

7. Montana State
8. Maine
9. Towson
10. Old Dominion
- 11. Appalachian State**
12. New Hampshire
- 13. Wofford**
14. James Madison
15. Central Arkansas
16. Stony Brook
17. Harvard
18. Norfolk State
19. Tennessee Tech
20. Delaware
21. Eastern Kentucky
22. Illinois State
23. Albany
24. Jackson State
25. Liberty

## 2011 (TSN)

1. North Dakota State
2. Sam Houston State
3. Montana
- 4. Georgia Southern**
5. Lehigh
6. Northern Iowa
7. Montana State
8. Maine
9. Towson
10. Old Dominion
11. New Hampshire
- 12. Appalachian State**
- 13. Wofford**
14. Central Arkansas
15. James Madison
16. Harvard
17. Delaware
18. Stony Brook
19. Norfolk State
20. Illinois State
21. Tennessee Tech
22. Jackson State
23. North Dakota
24. Eastern Kentucky
25. Liberty

## 2012 (Coaches)

1. North Dakota State
2. Sam Houston State
- 3. Georgia Southern**
4. Eastern Washington
5. Montana State
6. Old Dominion
- 7. Wofford**
- 8. Appalachian State**
9. Illinois State
10. Central Arkansas
11. Cal Poly
12. Stony Brook
13. New Hampshire
14. Lehigh
15. Towson
16. Villanova
17. South Dakota State
18. Richmond
19. Eastern Kentucky
20. Northern Arizona
21. James Madison
22. Wagner
23. Bethune-Cookman
24. Coastal Carolina
25. Eastern Illinois

## 2012 (TSN)

1. North Dakota State
2. Sam Houston State
- 3. Georgia Southern**
4. Eastern Washington
5. Montana State
6. Old Dominion

- 7. Wofford**
8. Illinois State
- 9. Appalachian State**
10. Central Arkansas
11. Stony Brook
12. Cal Poly
13. New Hampshire
14. South Dakota State
15. Villanova
16. Lehigh
17. Towson
18. Richmond
19. James Madison
20. Northern Arizona
21. Wagner
22. Bethune-Cookman
23. Eastern Kentucky
24. Coastal Carolina
25. Colgate

## 2013 (Coaches)

1. North Dakota State
2. Towson
3. Eastern Washington
4. Eastern Illinois
5. New Hampshire
6. Southeastern La.
7. Coastal Carolina
8. Montana
9. McNeese State
10. Fordham
11. Maine
12. Jacksonville State
13. Sam Houston State
14. South Dakota State
15. Northern Arizona
16. Bethune-Cookman
17. Tennessee State
- 18. Samford**
19. Youngstown State
20. Montana State
- 21. Furman**
22. Charleston Southern
23. Harvard
24. Southern Utah
- 25. Chattanooga**

## 2013 (TSN)

1. North Dakota State
2. Towson
3. Eastern Washington
4. Eastern Illinois
5. New Hampshire
6. Southeastern La.
7. Coastal Carolina
8. Montana
9. Fordham
10. Jacksonville State
11. McNeese State
12. Maine
13. South Dakota State
14. Sam Houston State
15. Northern Arizona
16. Bethune-Cookman
17. Tennessee State
18. Youngstown State
- 19. Samford**
20. Montana State
21. Southern Utah
- 22. Furman**
- 23. Chattanooga**
24. Charleston Southern
25. South Carolina State

## 2014 (Coaches)

1. North Dakota State
2. Illinois State
3. New Hampshire
4. Eastern Washington
5. Coastal Carolina
6. Sam Houston State

# FINAL NATIONAL RANKINGS

#SoConFB

7. Villanova
- 8. Chattanooga**
9. Jacksonville State
10. Northern Iowa
11. Montana
12. SE Louisiana
13. South Dakota State
14. Fordham
15. Harvard
16. Richmond
17. Liberty
18. Indiana State
19. James Madison
20. Montana State
21. Eastern Kentucky
22. Bethune-Cookman
23. Sacred Heart
24. William & Mary
25. Youngstown State

#### 2014 (TSN)

1. North Dakota State
2. Illinois State
3. New Hampshire
4. Eastern Washington
5. Coastal Carolina
6. Sam Houston State
7. Villanova
- 8. Chattanooga**
9. Jacksonville State
10. Northern Iowa
11. Fordham
12. South Dakota State
13. Montana
14. SE Louisiana
15. Harvard
16. Richmond
17. Liberty
18. James Madison
19. Indiana State
20. Montana State
21. Eastern Kentucky
22. Youngstown State
23. Bethune-Cookman
24. Sacred Heart
25. Idaho State

#### 2015 (Coaches)

1. North Dakota State
2. Jacksonville State
3. Richmond
4. Sam Houston State
5. Illinois State
6. Northern Iowa
7. Charleston Southern
- 8. Chattanooga**
9. McNeese State
10. Portland State
11. James Madison
12. William & Mary
13. Colgate
14. Montana
- 15. The Citadel**
16. South Dakota State
17. Coastal Carolina
18. Southern Utah
19. Fordham
20. Harvard
21. North Carolina A&T
22. Western Illinois
23. Eastern Illinois
24. Dartmouth
25. Bethune-Cookman

#### 2015 (STATS LLC)

1. North Dakota State
2. Jacksonville State
3. Sam Houston State
4. Richmond
5. Illinois State
6. Charleston Southern



*Brent Thompson led The Citadel to a SoCon title and a top-10 national finish in 2016, his first year at the helm.*

7. McNeese State
8. Northern Iowa
- 9. Chattanooga**
10. Portland State
11. James Madison
12. William & Mary
- 13. The Citadel**
14. Montana
15. South Dakota State
16. Coastal Carolina
17. Colgate
18. Southern Utah
19. Fordham
20. Harvard
21. North Carolina A&T
22. Western Illinois
23. Dartmouth
24. Grambling State
25. Eastern Illinois

#### 2016 (Coaches)

1. James Madison
2. Youngstown State
3. North Dakota State
4. Eastern Washington
5. Sam Houston State
6. Jacksonville State
7. South Dakota State
8. Richmond
- 9. The Citadel**
- 10. Chattanooga**
- 11. Wofford**
12. North Dakota
13. Villanova
14. Charleston Southern
15. Grambling State
16. Central Arkansas
17. New Hampshire
18. Lehigh
19. North Carolina Central
20. North Carolina A&T
- T21. Cal-Poly
- T21. San Diego
- 23. Samford**

24. Weber State
25. Montana

#### 2016 (STATS LLC)

1. James Madison
2. Youngstown State
3. North Dakota State
4. Eastern Washington
5. Sam Houston State
6. South Dakota State
7. Jacksonville State
8. Richmond
- 9. Wofford**
- 10. The Citadel**
11. Villanova
12. North Dakota
- 13. Chattanooga**
14. Central Arkansas
15. Charleston Southern
16. Grambling State
17. New Hampshire
18. Coastal Carolina
19. San Diego
20. North Carolina A&T
21. Lehigh
22. North Carolina Central
- 23. Samford**
24. Cal Poly
25. Weber State

#### 2017 (Coaches)

1. North Dakota State
2. James Madison
3. Sam Houston State
4. South Dakota State
5. Weber State
6. North Carolina A&T
- 7. Wofford**
8. Central Arkansas
9. Kennesaw State
10. Jacksonville State
11. Stony Brook
12. Western Illinois
13. Southern Utah

14. Grambling State
15. New Hampshire
16. South Dakota
- 17. Samford**
18. McNeese
19. Northern Iowa
- 20. Furman**
21. Elon
22. Eastern Washington
23. Nicholls
24. Yale
25. San Diego

#### 2017 (STATS LLC)

1. North Dakota State
2. James Madison
3. South Dakota State
4. Sam Houston State
5. Weber State
- 6. Wofford**
7. North Carolina A&T
8. Kennesaw State
9. Jacksonville State
10. Central Arkansas
11. Stony Brook
12. New Hampshire
13. Western Illinois
14. Southern Utah
15. South Dakota
16. Grambling State
17. Northern Iowa
- 18. Samford**
- 19. Furman**
20. Elon
21. Eastern Washington
22. McNeese
23. San Diego
24. Yale
25. Nicholls

#### 2018 (Coaches)

1. North Dakota State
2. Eastern Washington
3. South Dakota State
4. Kennesaw State
5. Maine
6. Weber State
7. Colgate
8. UC Davis
9. Princeton
10. James Madison
11. North Carolina A&T
- 12. Wofford**
13. Jacksonville State
14. Nicholls
15. Dartmouth
16. Southeast Missouri State
17. Montana State
18. Stony Brook
19. Elon
20. San Diego
- 21. ETSU**
22. Towson
23. Delaware
24. Duquesne
25. Indiana State

#### 2018 (STATS LLC)

1. North Dakota State
2. Eastern Washington
3. South Dakota State
4. Maine
5. Kennesaw State
6. Weber State
7. UC Davis
8. Colgate
9. James Madison
10. Jacksonville State
11. Princeton
12. North Carolina A&T
- 13. Wofford**

14. Nicholls
15. Southeast Missouri State
16. Stony Brook
17. Montana State
18. Dartmouth
19. Elon
20. Towson
21. Duquesne
- 22. ETSU**
23. Northern Iowa
24. Delaware
25. San Diego

#### 2019 (Coaches)

1. North Dakota State
2. James Madison
3. Weber State
4. Montana State
5. Northern Iowa
6. Montana
7. Illinois State
8. Kennesaw State
9. Sacramento State
10. Austin Peay
11. Central Arkansas
12. South Dakota State
13. Monmouth
14. Nicholls
15. Villanova
16. Southeast Missouri
- 17. Wofford**
18. Southeastern Louisiana
- 19. Furman**
20. Albany
21. Dartmouth
22. Central Connecticut
23. North Carolina A&T
24. Yale
25. Florida A&M

#### 2019 (STATS LLC)

1. North Dakota State
2. James Madison
3. Weber State
4. Montana State
5. Northern Iowa
6. Montana
7. Illinois State
8. Austin Peay
9. Sacramento State
10. South Dakota State
11. Central Arkansas
12. Monmouth
13. Kennesaw State
14. Nicholls
15. Villanova
- 16. Wofford**
17. Southeast Missouri
18. Albany
19. Southeastern Louisiana
20. North Carolina A&T
- 21. Furman**
22. Dartmouth
23. Central Connecticut
24. Florida A&M
25. Yale

*SoCon teams in bold*



# ANNUAL AWARD WINNERS



## Coaches Player of the Year

The Coaches Player of the Year has been presented annually since 1989 to the top offensive and defensive players in the league. The players are chosen by a vote of the conference coaches.

- 1989 Offense - George Searcy, RB, ETSU  
Defense - Junior Jackson, LB, Chattanooga
- 1990 Offense - Frankie DeBusk, QB, Furman  
Defense - Troy Boeck, DL, Chattanooga  
Defense - Kevin Kendrick, LB, Furman
- 1991 Offense - Michael Payton, QB, Marshall  
Defense - Allen Edwards, DL, Furman
- 1992 Offense - Michael Payton, QB, Marshall  
Defense - Avery Hall, DL, Appalachian State
- 1993 Offense - Chris Parker, RB, Marshall  
Defense - Alex Mash, DL, Georgia Southern
- 1994 Offense - Todd Donnan, QB, Marshall  
Defense - Dexter Coakley, LB, Appalachian State
- 1995 Offense - Thomas Haskins, RB, VMI  
Defense - Dexter Coakley, LB, Appalachian State
- 1996 Offense - Thomas Haskins, RB, VMI  
Defense - Dexter Coakley, LB, Appalachian State
- 1997 Offense - B.J. Adigun, WR, ETSU  
Defense - Mario Hankerson, LB, ETSU
- 1998 Offense - Adrian Peterson, FB, Georgia Southern  
Defense - Eric Johnson, FS, Western Carolina
- 1999 Offense - Greg Hill, QB, Georgia Southern  
Defense - John Keith, DB, Furman
- 2000 Offense - Louis Ivory, TB, Furman  
Defense - Will Bouton, LB, Furman
- 2001 Offense - Adrian Peterson, RB, Georgia Southern  
Defense - Freddy Pesqueira, DT, Georgia Southern
- 2002 Offense - Chaz Williams, QB, Georgia Southern  
Defense - Josh Jeffries, DE, Appalachian State
- 2003 Offense - Jermaine Austin, FB, Georgia Southern  
Defense - K.T. Stovall, DT, Appalachian State
- 2004 Offense - DaVon Fowlkes, WR, Appalachian State  
Defense - William Freeman, LB, Furman
- 2005 Offense - Richie Williams, QB, Appalachian State  
Defense - Chad Nkang, LB, Elon  
Defense - Katon Bethay, NT, Wofford
- 2006 Offense - Kevin Richardson, RB, Appalachian State  
Defense - Marques Murrell, DL, Appalachian State
- 2007 Offense - Jayson Foster, QB, Georgia Southern  
Defense - Corey Lynch, DB, Appalachian State
- 2008 Offense - Armanti Edwards, QB, Appalachian State  
Defense - Jacque Roman, LB, Appalachian State
- 2009 Offense - Armanti Edwards, QB, Appalachian State  
Defense - Josh Beard, DE, Chattanooga
- 2010 Offense - DeAndre Presley, QB Appalachian State  
Defense - Amet Pall, DL, Wofford
- 2011 Offense - Eric Breitenstein, RB, Wofford  
Defense - Brent Russell, DL, Georgia Southern
- 2012 Offense - Eric Breitenstein, RB, Wofford  
Defense - Jeremy Kimbrough, LB, Appalachian State  
Defense - Davis Tull, DL, Chattanooga
- 2013 Offense - Jacob Huesman, QB, Chattanooga  
Defense - Davis Tull, DL, Chattanooga
- 2014 Offense - Jacob Huesman, QB, Chattanooga  
Defense - Davis Tull, DL, Chattanooga
- 2015 Offense - Jacob Huesman, QB, Chattanooga  
Defense - Mitchell Jeter, DL, The Citadel
- 2016 Offense - Devlin Hodges, QB, Samford  
Defense - Keionta Davis, DL, Chattanooga
- 2017 Offense - Devlin Hodges, QB, Samford  
Defense - Ahmad Gooden, DL, Samford
- 2018 Offense - Devlin Hodges, QB, Samford  
Defense - Isaiah Mack, DL, Chattanooga
- 2019 Offense - Joe Newman, QB, Wofford  
Defense - Willie Eubanks III, LB, The Citadel

## Media Player of the Year

The Media Player of the Year award is named after Roy M. "Legs" Hawley, who served as director of athletics at West Virginia from 1938 until his death in 1954. Hawley was instrumental in West Virginia's admittance to the Southern Conference in 1950. He was inducted posthumously in to the National Association of Collegiate Directors of Athletics Hall of Fame in 1974.


- 1948 Charlie Justice, RB, North Carolina
- 1949 Charlie Justice, RB, North Carolina
- 1950 Steve Wadiak, RB, South Carolina
- 1951 Bob Ward, G, Maryland
- 1952 Jack Scarbath, QB, Maryland
- 1953 Steve Korcheck, C, George Washington
- 1954 Freddy Wyant, QB, West Virginia
- 1955 Bruce Bosley, T, West Virginia
- 1956 Walt Brodie, E, William & Mary
- 1957 Bobby Jordan, RB, VMI
- 1958 Carroll Dale, E, Virginia Tech
- 1959 Paul Maguire, E, The Citadel
- 1960 Howard Dyer, QB, VMI
- 1961 Earl Stoudt, RB, Richmond



Marshall's Michael Payton was a two-time SoCon Offensive Player of the Year (1991-92). Payton, who also won the Walter Payton Award in 1992, threw a pair of touchdown passes in the Thundering Herd's 31-28 win over Youngstown State in the 1992 NCAA title contest.

- 1962 Bob Soleau, G, William & Mary
- 1963 Bob Schweickert, QB, Virginia Tech
- 1964 Bob Schweickert, QB, Virginia Tech
- 1965 George Pearce, E, William & Mary
- 1966 Garrett Ford, RB, West Virginia  
Jimmy Poole, QB, Davidson
- 1967 Butch Colson, RB, East Carolina
- 1968 Buster O'Brien, QB, Richmond
- 1969 Gordon Slade, QB, Davidson
- 1970 Phil Mosser, RB, William & Mary
- 1971 Brian Baima, E, The Citadel
- 1972 Carlester Crumpler, RB, East Carolina
- 1973 Carl Summerell, QB, East Carolina
- 1974 Andrew Johnson, RB, The Citadel
- 1975 Brian Ruff, LB, The Citadel
- 1976 Brian Ruff, LB, The Citadel
- 1977 Darrell Lipford, RB, Western Carolina
- 1978 Gerald Harp, WR, Western Carolina  
David Henderson, QB, Furman
- 1979 Rick Beasley, WR, Appalachian State
- 1980 Stump Mitchell, RB, The Citadel
- 1981 Stanford Jennings, RB, Furman
- 1982 Stanford Jennings, RB, Furman
- 1983 Stanford Jennings, RB, Furman
- 1984 Jeff Gilbert, QB, Western Carolina
- 1985 Bobby Lamb, QB, Furman
- 1986 Offense - John Settle, RB, Appalachian State  
Defense - Scott Thompson, T, The Citadel
- 1987 Offense - Tony Petersen, QB, Marshall  
Defense - Anthony Downs, DL, Appalachian State
- 1988 Offense - Gene Brown, QB, The Citadel  
Defense - Jeff Blankenship, LB, Furman
- 1989 Offense - George Searcy, RB, ETSU  
Defense - Kelly Fletcher, E, Furman
- 1990 Offense - Frankie DeBusk, QB, Furman  
Defense - Kevin Kendrick, LB, Furman
- 1991 Offense - Michael Payton, QB, Marshall  
Defense - Rico Mack, LB, Appalachian State
- 1992 Offense - Michael Payton, QB, Marshall  
Defense - Avery Hall, DL, Appalachian State
- 1993 Offense - Chris Parker, RB, Marshall  
Defense - William King, LB, Marshall
- 1994 Offense - Todd Donnan, QB, Marshall  
Defense - Dexter Coakley, LB, Appalachian State
- 1995 Offense - Chris Parker, RB, Marshall  
Defense - Dexter Coakley, LB, Appalachian State
- 1996 Offense - Thomas Haskins, RB, VMI  
Defense - Dexter Coakley, LB, Appalachian State
- 1997 Offense - B.J. Adigun, WR, ETSU  
Defense - Bryan Dailer, DE, Furman
- 1998 Offense - Adrian Peterson, FB, Georgia Southern  
Defense - Eric Johnson, FS, Western Carolina

- 1999 Offense - Greg Hill, QB, Georgia Southern  
Defense - John Keith, DB, Furman
- 2000 Offense - Louis Ivory, TB, Furman  
Defense - Will Bouton, LB, Furman
- 2001 Offense - Louis Ivory, TB, Furman  
Defense - Will Bouton, LB, Furman
- 2002 Offense - Chaz Williams, QB, Georgia Southern  
Defense - Josh Jeffries, DE, Appalachian State
- 2003 Offense - Jermaine Austin, FB, Georgia Southern  
Defense - Matt Nelson, DB, Wofford
- 2004 Offense - DaVon Fowlkes, WR, Appalachian State  
Defense - William Freeman, LB, Furman
- 2005 Offense - Richie Williams, QB, Appalachian State  
Defense - Chad Nkang, LB, Elon
- 2006 Offense - Kevin Richardson, RB, Appalachian State  
Defense - Chad Nkang, LB, Elon
- 2007 Offense - Jayson Foster, QB, Georgia Southern  
Defense - Corey Lynch, DB, Appalachian State
- 2008 Offense - Armanti Edwards, QB, Appalachian State



Appalachian State linebacker Dexter Coakley was the first player in SoCon history to be named Defensive Player of the Year three times (1994-96).





In 2015, Chattanooga quarterback Jacob Huesman became the first player to earn SoCon Offensive Player of the Year honors from the league's coaches three times.

- 2009 Defense - Chris Covington, LB, Georgia Southern
- Offense - Armanti Edwards, QB, Appalachian State
- Defense - Josh Beard, DE, Chattanooga
- 2010 Offense - DeAndre Presley, QB, Appalachian State
- Defense - Ameet Pall, DL, Wofford
- 2011 Offense - Eric Breitenstein, RB, Wofford
- Defense - Brent Russell, DL, Georgia Southern
- 2012 Offense - Eric Breitenstein, RB, Wofford
- Defense - Davis Tull, DL, Chattanooga
- 2013 Offense - Andy Summerlin, QB, Samford
- Defense - Justin Shade, LB, Samford
- 2014 Offense - Jacob Huesman, QB, Chattanooga
- Defense - Davis Tull, DL, Chattanooga
- 2015 Offense - Jacob Huesman, QB, Chattanooga
- Defense - Cory Magwood, LB, Furman
- 2016 Offense - Devlin Hodges, QB, Samford
- Defense - Kailik Williams, DB, The Citadel
- 2017 Offense - Devlin Hodges, QB, Samford
- Defense - Ahmad Gooden, DL, Samford
- 2018 Offense - Devlin Hodges, QB, Samford
- Defense - Isaiah Mack, DL, Chattanooga
- 2019 Offense - Joe Newman, QB, Wofford
- Defense - Willie Eubanks III, LB, The Citadel

#### Coaches Coach of the Year

The Coaches Coach of the Year is selected in a vote of the league's coaches and has been presented to the top coach annually since 1989.

- 1989 Jimmy Satterfield, Furman
- 1990 Buddy Nix, Chattanooga
- 1991 Jerry Moore, Appalachian State
- 1992 Steve Hodgin, Western Carolina
- 1993 Tim Stowers, Georgia Southern
- 1994 Jerry Moore, Appalachian State
- 1995 Jerry Moore, Appalachian State
- 1996 Mike Cavan, ETSU
- 1997 Paul Johnson, Georgia Southern
- 1998 Paul Johnson, Georgia Southern
- 1999 Bobby Johnson, Furman
- 2000 Mike Ayers, Wofford
- 2001 Bill Bleil, Western Carolina
- 2002 Cal McCombs, VMI
- 2003 Mike Ayers, Wofford
- 2004 Mike Sewak, Georgia Southern
- 2005 Jerry Moore, Appalachian State
- 2006 Jerry Moore, Appalachian State
- 2007 Mike Ayers, Wofford
- Pete Lembo, Elon
- 2008 Jerry Moore, Appalachian State
- 2009 Jerry Moore, Appalachian State and Russ Huesman, Chattanooga
- 2010 Jerry Moore, Appalachian State
- 2011 Jeff Monken, Georgia Southern
- 2012 Kevin Higgins, The Citadel
- Pat Sullivan, Samford

- 2013 Russ Huesman, Chattanooga
- 2014 Russ Huesman, Chattanooga
- 2015 Mike Houston, The Citadel
- 2016 Brent Thompson, The Citadel
- 2017 Clay Hendrix, Furman
- 2018 Randy Sanders, ETSU
- 2019 Scott Wachenheim, VMI

#### Media Coach of the Year


The Media Coach of the Year award is named in honor of Wallace Wade, the first commissioner of the Southern Conference. Wade served as commissioner from 1951 until 1960. He spent 16 years as the head football coach at Duke, where his team posted a 110-36-7 record. Wade is a member of the National Football Hall of Fame.

- 1948 Frank Howard, Clemson
- 1949 Wallace Wade, Duke
- 1950 George Barclay, Washington & Lee
- 1951 Jim Tatum, Maryland
- 1952 Bill Murray, Duke
- 1953 Art Lewis, West Virginia
- 1954 Art Lewis, West Virginia
- 1955 Eugene Sherman, George Washington
- 1956 Frank Moseley, Virginia Tech
- 1957 John McKenna, VMI
- 1958 Ed Merrick, Richmond
- 1959 John McKenna, VMI
- 1960 Bill Elias, George Washington
- 1961 Eddie Teague, The Citadel
- 1962 John McKenna, VMI
- 1963 Jerry Claiborne, Virginia Tech
- 1964 Marv Levy, William & Mary
- 1965 Marv Levy, William & Mary
- 1966 Jim Camp, George Washington
- 1967 Frank Jones, Richmond
- 1968 Frank Jones, Richmond
- 1969 Homer Smith, Davidson
- 1970 Bob King, Furman
- 1971 Frank Jones, Richmond
- 1972 Sonny Randle, East Carolina
- 1973 Sonny Randle, East Carolina
- 1974 Bob Thalman, VMI
- 1975 Jim Tait, Richmond
- 1976 Jim Root, William & Mary
- 1977 Joe Morrison, Chattanooga
- 1978 Dick Sheridan, Furman
- 1979 Joe Morrison, Chattanooga
- 1980 Dick Sheridan, Furman
- 1981 Bob Thalman, VMI
- 1982 Dick Sheridan, Furman
- 1983 Bob Waters, Western Carolina
- 1984 Tom Moore, The Citadel
- 1985 Sparky Woods, Appalachian State
- 1986 Sparky Woods, Appalachian State
- 1987 Sparky Woods, Appalachian State

- 1988 Charlie Taaffe, The Citadel
- 1989 Jimmy Satterfield, Furman
- 1990 Charlie Taaffe, The Citadel
- 1991 Jerry Moore, Appalachian State
- 1992 Steve Hodgin, Western Carolina
- 1993 Tim Stowers, Georgia Southern
- 1994 Jerry Moore, Appalachian State
- 1995 Jerry Moore, Appalachian State
- 1996 Mike Cavan, ETSU
- 1997 Paul Johnson, Georgia Southern
- 1998 Paul Johnson, Georgia Southern
- 1999 Bobby Johnson, Furman
- 2000 Mike Ayers, Wofford
- 2001 Bill Bleil, Western Carolina
- 2002 Mike Ayers, Wofford
- 2003 Mike Ayers, Wofford
- 2004 Bobby Lamb, Furman
- 2005 Jerry Moore, Appalachian State
- 2006 Jerry Moore, Appalachian State
- 2007 Pete Lembo, Elon
- 2008 Jerry Moore, Appalachian State
- 2009 Russ Huesman, Chattanooga
- 2010 Mike Ayers, Wofford
- 2011 Jeff Monken, Georgia Southern
- 2012 Kevin Higgins, The Citadel
- 2013 Bruce Fowler, Furman
- 2014 Russ Huesman, Chattanooga
- 2015 Mike Houston, The Citadel
- 2016 Brent Thompson, The Citadel
- 2017 Clay Hendrix, Furman
- 2018 Randy Sanders, ETSU
- 2019 Josh Conklin, Wofford

#### Coaches Freshman of the Year

- 1989 James Roberts, RB, Chattanooga
- 1990 Derrick Hollins, RB, ETSU
- 1991 Offense - Chip Hooks, RB, Appalachian State
- Defense - Roger Johnson, DB, Marshall
- 1992 Marlon Anderson, WR, VMI
- 1993 Dexter Coakley, LB, Appalachian State
- 1994 Kenny Robinson, QB, Georgia Southern
- 1995 Chad Pennington, QB, Marshall
- 1996 Brandon Walker, RB, ETSU
- 1997 Todd Wells, QB, ETSU
- 1998 Adrian Peterson, FB, Georgia Southern
- 1999 Jesse McCoy, RB, Wofford
- 2000 Lamont Seward, WR, Western Carolina
- 2001 Titus Green, RS, VMI
- 2002 Jermaine Austin, RB, Georgia Southern
- 2003 Kevious Johnson, RB, Wofford
- 2004 Jayson Foster, QB, Georgia Southern
- 2005 Dedrick Bynam, DB, Georgia Southern
- 2006 Armanti Edwards, QB, Appalachian State
- 2007 Scott Riddle, QB, Elon
- 2008 Dustin Taliaferro, QB, Samford
- 2009 Michael Johnson, RB, Western Carolina
- 2010 Kadeem Wise, DB, Chattanooga



Furman running back Stanford Jennings was the media's pick for SoCon Player of the Year in 1981, 1982 and 1983.

# ANNUAL AWARD WINNERS



- 2011 Terrell Robinson, QB, Chattanooga
- Dominique Swope, RB, Georgia Southern
- 2012 Sean Price, WR, Appalachian State
- 2013 Marcus Cox, RB, Appalachian State
- 2014 Al Cobb, QB, VMI
- 2015 Kelvin McKnight, WR, Samford
- 2016 Tyrie Adams, QB, Western Carolina
- 2017 Kaelan Riley, QB, Mercer
- 2018 Quay Holmes, RB, ETSU
- 2019 Ailym Ford, RB, Chattanooga

## Media Freshman of the Year

- 1979 Ron Lear, RB, Marshall
- 1980 Barry Childers, K, Marshall
- 1981 Stanford Jennings, RB, Furman
- 1982 Victor Frazier, WR, The Citadel
- Stanford Glenn, RB, The Citadel
- 1983 John Settle, RB, Appalachian State
- 1984 Kirk Roach, K, Western Carolina
- 1985 Tim Sanders, RB, Appalachian State
- 1986 Ron Darby, RB, Marshall
- 1987 Stan Nix, QB, Chattanooga
- 1988 Dewey Klein, K, Marshall
- 1989 James Roberts, RB, Chattanooga
- 1990 Derrick Hollins, RB, ETSU
- 1991 Chip Hooks, RB, Appalachian State
- 1992 Alandus Sims, DB, Marshall
- 1993 Dexter Coakley, LB, Appalachian State
- 1994 Kenny Robinson, QB, Georgia Southern
- 1995 Chad Pennington, QB, Marshall
- 1996 Randy Moss, WR/KR, Marshall
- 1997 Todd Wells, QB, ETSU
- 1998 Adrian Peterson, FB, Georgia Southern
- 1999 Jesse McCoy, RB, Wofford
- 2000 Lamont Seward, WR, Western Carolina
- 2001 Brian Bratton, RS, Furman
- 2002 Jermaine Austin, FB, Georgia Southern
- 2003 Kevious Johnson, RB, Wofford
- 2004 Andrew Thacker, FS, Furman
- 2005 Dedrick Bynam, DB, Georgia Southern
- 2006 Armanti Edwards, QB Appalachian State
- 2007 Scott Riddle, QB, Elon
- 2008 Dustin Taliaferro, QB, Samford
- 2009 Michael Johnson, RB, Western Carolina
- 2010 Kadeem Wise, DB, Chattanooga
- 2011 Terrell Robinson, QB, Chattanooga
- 2012 Sean Price, WR, Appalachian State
- 2013 Marcus Cox, RB, Appalachian State
- 2014 Al Cobb, QB, VMI
- 2015 Kelvin McKnight, WR, Samford
- 2016 Tyrie Adams, QB, Western Carolina
- 2017 Kaelan Riley, QB, Mercer
- 2018 Quay Holmes, RB, ETSU
- 2019 Ailym Ford, RB, Chattanooga

## Jacobs Blocking Award

*The Jacobs Blocking Award was originated in 1928 by Dr. William P. Jacobs II, who helped organize Presbyterian College's first varsity football team in 1913. From 1928 to 1932, the Jacobs Award was presented to a player from the state of South Carolina. Dr. Jacobs had a duplicate award made and began presenting it to a Southern Conference player in 1933. Additional awards were subsequently made for the Southeastern (1935) and Atlantic Coast (1953) Conferences.*

- 1933 George Smith, B, Virginia Tech
- 1934 George Smith, B, Virginia Tech
- 1935 Herman Snyder, B, North Carolina
- 1936 John Gormley, B, Maryland
- 1937 George Watson, B, North Carolina
- 1938 Andy Trzeciak, B, VMI
- 1939 James Ringgold, B, Wake Forest
- 1940 Billy Walker, G, VMI
- 1941 Tommy Prothro, B, Duke
- 1942 Mike Cooke, B, North Carolina
- 1943 Elmer Barbour, B, Wake Forest
- 1944 Tom Davis, B, Duke
- 1945 Nick Ognovich, B, Wake Forest
- 1946 Nick Ognovich, B, Wake Forest
- 1947 Nick Ognovich, B, Wake Forest
- 1948 Robert Bowlby, B, North Carolina State
- 1949 Robert Bowlby, B, North Carolina State
- 1950 Dick Hendley, B, Clemson
- 1951 Jack Kistler, B, Duke
- 1952 Louis Tepe, C, Duke
- 1953 Tommy Allman, B, West Virginia
- 1954 Gene Lamone, G, West Virginia
- 1955 Bruce Bosley, T, West Virginia
- 1956 John Hall, C, Virginia Tech
- 1957 Chuck Howley, G, West Virginia
- 1958 Carroll Dale, E, Virginia Tech
- 1959 John Boggs, B, Richmond



*SoCon Hall of Famer Charlie "Choo Choo" Justice of North Carolina was named the league's player of the year in 1948 and 1949. Justice was runner-up for the Heisman Trophy and was an All-American both seasons.*

- 1960 Lou Shuba, G, VMI
- 1961 Don Christman, C, Richmond
- 1962 Bob Soleau, G, William & Mary
- 1963 Bob Soleau, G, William & Mary
- 1964 Sonny Utz, B, Virginia Tech
- 1965 Norman Swindell, B, East Carolina
- 1966 Brad Cashman, G, George Washington
- 1967 Kevin Moran, T, East Carolina
- 1968 Wayne Fowler, T, Richmond
- 1969 Wayne Fowler, T, Richmond
- 1970 Bob Herb, C, William & Mary
- 1971 Jackson Neal, G, William & Mary
- 1972 Barty Smith, B, Richmond
- 1973 Barty Smith, B, Richmond
- 1974 Andy Dearman, G, VMI
- 1975 Rodney Elam, T, Richmond
- 1976 Gill Beck, C, Appalachian State
- 1977 Gill Beck, C, Appalachian State
- 1978 Brette Simmons, TE, Furman
- 1979 John Shuman, T, VMI
- 1980 Charlie Anderson, T, Furman
- 1981 Charlie Anderson, T, Furman
- 1982 Mike Coleman, G, Furman
- 1983 Mike Nease, T, Chattanooga
- 1984 Dinky Williams, B, Furman
- 1985 Gene Reeder, C, Furman
- 1986 Mike Callaway, B, Appalachian State
- 1987 James Hardman, G, Appalachian State
- 1988 Kennet Goldsmith, B, Furman
- 1989 Derrick Graham, T, Appalachian State
- 1990 Steve Duggan, C, Furman
- 1991 Lorenzo Carpenter, C, VMI
- 1992 Phil Ratliff, G, Marshall
- 1993 Chris Deaton, T, Marshall
- 1994 Franklin Stephens, C, Georgia Southern
- 1995 William Pannell, T, Marshall
- 1996 Aaron Ferguson, G, Marshall
- 1997 Mark Williams, G, Georgia Southern
- 1998 Mark Williams, G, Georgia Southern
- 1999 Ben Hall, G, Furman
- 2000 Josh Moore, T, Furman
- 2001 Donnie Littlejohn, T, Furman
- 2002 Charles Clarke, C, Georgia Southern

- 2003 Eric Deutsch, G, Wofford
- 2004 Ben Bainbridge, T, Furman
- 2005 Matt Isenhour, T, Appalachian State
- 2006 Kerry Brown, G, Appalachian State
- 2007 Kerry Brown, G, Appalachian State
- 2008 Joel Bell, T, Furman
- 2009 Mario Acitelli, T, Appalachian State
- 2010 Pat Illig, G, Wofford
- 2011 Nate Page, G, Wofford
- 2012 Mike Sellers, C, The Citadel
- 2013 Dakota Dozier, T, Furman
- 2014 Corey Levin, T, Chattanooga
- 2015 Corey Levin, T, Chattanooga
- 2016 Isaiah Pinson, T, The Citadel
- 2017 Matthew Schmidt, C, Furman
- 2018 Matt Pyke, OL, ETSU
- 2019 Blake Jeresaty, OL, Wofford

## Pinnacle Award

*The Pinnacle Award is given to the student-athlete with the highest GPA on the championship-winning team for each Southern Conference sport. In the event of co-champions, the award goes to the team that clinched the Southern Conference's automatic bid to the NCAA Division I Football Championship. The award was inaugurated in 2016.*

- 2016 Cody Floyd, The Citadel
- 2017 Blake Jeresaty, Wofford
- 2018 Blake Jeresaty, Wofford
- 2019 Blake Jeresaty, Wofford



## College Football Hall of Fame

The College Football Hall of Fame was founded in 1955 and opened its doors at its new home in Atlanta, Georgia, on Aug. 23, 2014, after moving from its longtime home in South Bend, Indiana. To be selected, a nominated player must be out of college at least 10 years and a first-team All-America selection by a major selector during his career. The voting is done by a 12-member panel made up of athletic directors, conference and bowl officials and media representatives. Listed below are players and coaches from current and former Southern Conference schools who have been selected and the year they were inducted.

- Charlie Bachman, Florida (1978)
- Bill Banker, Tulane (1977)
- Mike Barber, Marshall (2005)
- Bernie Bierman, Tulane (1955)
- Robert Bomar, Vanderbilt (1956)
- Bruce Bosley, West Virginia (1982)
- John Mack Brown, Alabama (1957)
- Paul "Bear" Bryant, Maryland (1986)
- John L. Cain, Alabama (1973)
- Ed Cameron, Washington & Lee (1976)
- Jerry Claiborne, Virginia Tech (1999)
- Jack Cloud, William & Mary (1990)
- Dexter Coakley, Appalachian State (2011)
- Fred Crawford, Duke (1973)
- Carroll Dale, Virginia Tech (1987)
- Jerry Dalrymple, Tulane (1954)
- Al DeRogatis, Duke (1986)
- Bobby Dodd, Tennessee (1959)
- Michael Donahue, LSU (1951)
- Jim Donnan, Marshall (2009)
- William Beattie Feathers, Tennessee (1955)
- Herman Hickman Jr., Tennessee (1959)
- Dan Hill Jr., Duke (1962)
- Jimmy Franklin Hitchcock, Auburn (1954)
- Lou Holtz, William & Mary (2009)
- Frank Howard, Clemson (1989)
- Allison "Pooley" Hubert, Alabama (1964)
- Sam Huff, West Virginia (1980)
- Stan Jones, Maryland (2000)
- Charlie Justice, North Carolina (1961)
- Steve Lach, Duke (1980)
- Lester Lautenschlaeger, Tulane (1975)
- George McAfee, Duke (1961)
- Jack McDowall, North Carolina State (1975)
- Eugene McEver, Tennessee (1954)
- Banks McFadden, Clemson (1959)
- Dan McGugin, Vanderbilt (1951)
- Dick Modzelewski, Maryland (1993)
- Jerry Moore, Appalachian State (2014)
- Jess Neely, Vanderbilt/Clemson (1971)
- Robert Neyland, Tennessee (1956)
- Clarence "Ace" Parker, Duke (1955)
- Adrian Peterson, Georgia Southern (2017)
- G. Barney Poole, North Carolina (1974)
- Peter Pund, Georgia Tech (1963)
- Buster Ramsey, William & Mary (1978)
- Jack Scarbath, Maryland (1983)
- Clark Shaughnessy, Maryland (1968)
- Buck Shaw, North Carolina State (1972)
- Dick Sheridan, Furman (to be inducted in 2020)**
- Monk Simons, Tulane (1963)
- Fred Sington, Alabama (1985)
- Vernon Smith Sr., Georgia (1979)
- Carl Snavely, North Carolina (1965)
- W.D. Spears, Vanderbilt (1962)
- Jim Tatum, Maryland (1984)
- Eric Tipton, Duke (1965)
- Dale Van Sickel, Florida (1975)
- Wallace Wade, Alabama/Duke (1955)
- Bob Ward, Maryland (1980)
- Art Edward Weiner, North Carolina (1992)

## Walter Payton Award

The Walter Payton Award was established in 1987 and is presented annually by Stats Perform to the Football Championship Subdivision's (FCS) Offensive Player of the Year. A standout running back at Jackson State from 1971-74, Payton starred with the Chicago Bears from 1975-87, rushing for 16,726 yards and scored 125 touchdowns. He was inducted into the Pro Football Hall of Fame in 1993 and the College Football Hall of Fame in 1996.

- 1992 – Michael Payton, QB, Marshall
- 1999 – Adrian Peterson, RB, Georgia Southern
- 2000 – Louis Ivory, RB, Furman
- 2007 – Jayson Foster, QB, Georgia Southern
- 2008 – Armanti Edwards, QB, Appalachian State
- 2009 – Armanti Edwards, QB, Appalachian State
- 2018 – Devlin Hodges, QB, Samford



Walter Payton

## Buck Buchanan Award

The Sports Network (now Stats Perform) established the Buck Buchanan Award in 1995 to recognize the Defensive Player of the Year in the Football Championship Subdivision (FCS). After playing at Grambling from 1959-62, Buchanan played in the NFL with the Kansas City Chiefs from 1963-76, leading the team to a victory over the Minnesota Vikings in Super Bowl IV. He was inducted into the Pro Football Hall of Fame in 1990 and the College Football Hall of Fame in 1996.

- 1995 – Dexter Coakley, LB, Appalachian State
- 1996 – Dexter Coakley, LB, Appalachian State



Buck Buchanan

## Eddie Robinson Award

The Eddie Robinson Award was established in 1987 by The Sports Network (now Stats Perform) to honor the top coach in the Football Championship Subdivision (FCS). College football's all-time winningest coach, Robinson coached at Grambling from 1941-97 and finished his career with a 408-164-15 record. More than 200 of his former players went on to play in the NFL.

- 1992 – Charlie Taaffe, The Citadel
- 1998 – Paul Johnson, Georgia Southern
- 2003 – Mike Ayers, Wofford
- 2006 – Jerry Moore, Appalachian State



Eddie Robinson

## FCS ADA Player of the Year

The Football Championship Subdivision Athletics Directors Association's mission is to enhance Football Championship Subdivision football. It announces offensive and defensive players of the year.

- 2018 – Devlin Hodges, QB, Samford (offensive)



Samford quarterback Devlin Hodges earned the Walter Payton Award and was named the FCS ADA Offensive Player of the Year in 2018.



Georgia Southern's Adrian Peterson (3) and Furman's Louis Ivory won the Walter Payton Award in consecutive years, in 1999 and 2000, respectively.



Appalachian State quarterback Armanti Edwards became the league's sixth overall and third straight Walter Payton Award winner in 2009. Until 2017, he was the only repeat winner in the award's history.



# NATIONAL/REGIONAL HONORS



Current schools only

## CoSIDA Academic All-Americans

**THE CITADEL (10):** 1963 – Vince Petno, WR (1st); 1976 – Kenny Caldwell, LB (1st); 1977 – Kenny Caldwell, LB (1st); 1978 – Kenny Caldwell, LB (1st); 1987 – Tom Frooman, RB (1st); 1989 – Tom Frooman, RB (1st); 2001 – Travis Stephens, LB (2nd); 2015 – Joe Crochet, LB (1st); 2016 – Joe Crochet, LB (2nd); Nick Jeffreys, OL (2nd)

**ETSU (4):** 1979 – Jay Patterson, T (2nd); 1980 – Jay Patterson, T (2nd); 1984 – Ricky Thompson, C (2nd); 1985 – Ricky Thompson, C (2nd);

**FURMAN (15):** 1976 – Jeff Holcomb, T (1st); 1984 – Brian Jager, RB (2nd); 1985 – Brian Jager, RB (1st); 1986 – Steve Squire, DB (2nd); 1988 – Kelly Fletcher, DE (1st); 1989 – Kelly Fletcher, DE (1st); Chris Roper, LB (1st); Mike Wood, K (2nd); 1990 – Eric Walter, G (2nd); 1991 – Eric Walter, G (1st); 1999 – Stuart Rentz, RB (1st); Marion Martin, LB (2nd); 2000 – Marion Martin, LB (1st); 2002 – Rodney Johnson, CB (2nd); 2006 – Adi Filipovic, OL (1st)

**MERCER (2):** 2015 – Tee Mitchell, RB (1st); 2019 – Jack Raines, DL (1st)

**CHATTANOOGA (5):** 2013 – Davis Tull, DL (1st); 2014 – Davis Tull, DL (2nd); 2015 – Derrick Craine, RB (2nd); 2016 – Derrick Craine, RB (1st); 2019 – Bryce Nunnally, WR (2nd)

**VMI (1):** 2018 – A.J. Smith, DB (2nd)

**WESTERN CAROLINA (5):** 1976 – Mike Wade, LB (1st); 1984 – Eddie Maddox, RB (1st); 1985 – Eddie Maddox, RB (2nd); 2003 – Jason Whaley, OL (1st); 2014 – Darius Ramsey, RB (1st)

**WOFFORD (4):** 2000 – Brian Bodor, DL (1st); 2004 – Ben Whitney, DE (2nd); 2005 – Katon Bethay, DL (1st); 2013 – James Zotto, DB (2nd)

## National Football Foundation Scholar-Athlete Hall of Fame

**THE CITADEL (3):** 1985 – Ted Willard; 1990 – William Phillips; 1996 – Derek Beres

**FURMAN (5):** 1985 – Brian Jager; 1986 – Steve Squire; 1987 – Tim Stepp; 1989 – Chris Roper; 2000 – Marion Martin

**VMI (7):** 1978 – Robert Bookmiller; 1979 – Craig Jones; 1982 – Thomas Gottwald; 1984 – David Twillie; 1987 – Daniel Young; 1988 – Anthony McIntosh; 1989 – Charles Plageman

**WESTERN CAROLINA (1):** 2003 – Jason Whaley

## NCAA Postgraduate Scholarship winners

*The NCAA postgraduate scholarship program was established in 1964. To qualify, a student-athlete must maintain a 3.00 grade-point average on a 4.00 scale during their collegiate careers and perform with distinction in varsity football. Listed below are past Southern Conference NCAA postgraduate scholarship winners.*

**THE CITADEL (4):** 1974 – Tommy Leitner; 1979 – Kenny Caldwell; 1984 – Bill West; 1996 – Derek Beres

**ETSU (1):** 1982 – Jay Patterson

**FURMAN (10):** 1977 – Jeff Holcomb; 1982 – Charlie Anderson; 1984 – Ernest Gibson; 1986 – Brian Jager; 1987 – Steve Squire; 1990 – Chris Roper; 1992 – Paul Siffri; Eric Walter; 1996 – Philly Jones; 2017 – Andy Schumpert

**VMI (2):** 1979 – Bob Bookmiller; 1980 – Craig Jones

**WESTERN CAROLINA (1):** 1993 – Thomas Jackson

## FCS Athletic Directors Association Academic All-Star Team

**THE CITADEL (10):** 1999 – Chip Simmons, OL; 2000 – Travis Stephens, LB; 2001 – Travis Stephens, LB; 2009 – Jordon Gilmore, LB; 2010 – Tolu Akindele, LB; 2011 – Tolu Akindele, LB; 2012 – Brandon McCladdie, DB; 2015 – Joe Crochet, LB; 2016 – Joe Crochet, LB; 2017 – Myles Pierce, LB

**ETSU (2):** 2001 – Scott Carter, FB; 2002 – Scott Carter, FB

**FURMAN (7):** 2000 – Marion Martin, LB; 2001 – Rodney Johnson, DB; Trent Sansbury, TE; 2002 – Rodney Johnson, DB; 2006 – Adi Filipovic, OL; 2007 – Jerome Felton, FB; 2018 – Harris Roberts, QB

**SAMFORD (1):** 2009 – Ty Levie, FS

**CHATTANOOGA (11):** 1998 – Brian Hampton, QB; 2009 – Steven Smigelsky, LB; 2010 – Joel Bradford, WR; 2011 – Joel Bradford, WR; 2011 – Adam Miller, OL; 2012 – Adam Miller, OL; 2013 – Davis Tull, DL; 2014 – Davis Tull, DL; Nick Pollard, P; 2015 – Derrick Craine, RB; 2019 – Bryce Nunnally, WR

**VMI (2):** 2015 – Al Cobb, QB; 2016 – Al Cobb, QB

**WESTERN CAROLINA (8):** 2000 – Caesar Campana, WR; 2002 – Jason Whaley, OL; 2003 – Jason Whaley, OL; 2012 – Conner Orr, TE; Rock Williams, LB; 2017 – Ian Berryman, P; 2018 – Ian Berryman, P; Zach Weeks, OL

**WOFFORD (30):** 1998 – Eric Cole, OL; 1999 – Eric Nash, OL; 2000 – Brian Bodor, DT; Eric Nash, OL; 2001 – Darren Brown, PK; Ben Foster, RB; Eric Nash, OL; 2002 – J.R. McNair, RB; Chase Corn, LB; 2003 – J.R. McNair, RB; 2004 – Jeff Zolman, QB; Josh Smith, LB; 2005 – Katon Bethay, DL; Josh Smith, LB; 2007 – Kevin Adleman, LB; 2008 – Ben Quick, OL; 2009 – Mitch Allen, QB; 2010 – Mitch Allen, QB; 2010 – Pat Illig, OL; 2011 – Mitch Allen, QB; 2012 – Eric Breiteinstein, RB; Calvin Cantrell, OL; 2013 – James Zotto, DB; 2015 – David Marvin, K; Anton Wahrby, OL; 2016 – David Marvin, K/P; Anton Wahrby, OL; 2017 – Jared Jacon-Duffy, LB; 2018 – Blake Jeresaty, OL; 2019 – Blake Jeresaty, OL

## FCS Athletic Directors Association Scholar-Athlete

**WOFFORD (1):** 2016 – Anton Wahrby

## AFCA Regional Coach of the Year

**THE CITADEL (2):** 1988 – Charlie Taafe; 2015 – Mike Houston, Region 2

**FURMAN (5):** 1985 – Dick Sheridan; 1988 – Jimmy Satterfield; 1996 – Bobby

Johnson; 1999 – Bobby Johnson; 2001 – Bobby Johnson

**WOFFORD (2):** 2002 – Mike Ayers, Region 2; 2003 – Mike Ayers, Region 2

## AFCA Coach of the Year

**THE CITADEL (1):** 1992 – Charlie Taafe

**FURMAN (3):** 1985 – Dick Sheridan; 1988 – Jimmy Satterfield; 2001 – Bobby Johnson

## East-West Shrine Game

**THE CITADEL (4):** 1969 – John Small; 1987 – Greg Davis; 2002 – Cliff Washburn; 2010 – Cortez Allen

**FURMAN (3):** 1984 – Dennis Williams; 2008 – Jerome Felton; 2013 – Dakota Dozier

**SAMFORD (1):** 2016 – Karel Hamilton

**CHATTANOOGA (1):** 1988 – Travis McNeal

## FCS Bowl by SPIRAL

**ETSU (2):** 2018 – Matt Pyke; 2019 – Jeremy Lewis

**MERCER (3):** 2018 – Matt Shiel, Cole Fisher; 2019 – Destin Guillen

**SAMFORD (1):** 2017 – Shaheed Salmon

**WOFFORD (1):** 2019 – George Gbese

## NFLPA Collegiate Bowl

**THE CITADEL (1):** 2019 – Noah Dawkins

**CHATTANOOGA (4):** 2016 – Corey Levin; 2018 – Tae Davis; 2019 – Isaiah Mack; 2020 – Nick Tiano

**WESTERN CAROLINA (2):** 2014 – Darius Ramsey; 2018 – Detrez Newsome

## Senior Bowl

**THE CITADEL (11):** 1962 – Earley Eastburn; 1970 – John Small; 1981 – Stump Mitchell; 1987 – Greg Davis; Scott Thompson; 1990 – J.J. Davis; 1992 Lester Smith; 1996 – Shawn Lyons; 2005 – Nehemiah Broughton; 2009 – Andre Roberts; 2018 – Myles Pierce

**FURMAN (2):** 1962 – Bill Canty; 1983 – Stanford Jennings

**SAMFORD (1):** 2014 – Jaquiski Tartt

**CHATTANOOGA (4):** 1981 – Curtis Rouse; 1988 – Travis McNeal; 1995 – Terrell Owens; 2016 – Keionta Davis

**WESTERN CAROLINA (1):** 2001 – David Rivers

## SPIRAL Tropical Bowl

**ETSU (1):** 2019 – Matt Pyke

**MERCER (1):** 2019 – Marquise Irvin

**SAMFORD (2):** 2019 – Devlin Hodges, Ahmad Gooden

## DEFUNCT

## All Star Gridiron Classic

**FURMAN (1):** 2001 – Josh Moore

## Blue-Gray Classic

**THE CITADEL (1):** 1980 – Stump Mitchell

**FURMAN (5):** 1981 – Charlie Anderson; 1983 – Ernest Gibson, Stanford Jennings; 1998 – Orlando Ruff; 2001 – Trent Sansbury

**CHATTANOOGA (4):** 1979 – John Creager; 1982 – John Howell; 1988 – Travis McNeal; 2000 – Richmond Flowers (MVP)

**WESTERN CAROLINA (3):** 1992 – Willie Williams; 2001 – David Rivers; 2003 – Michale Spicer

## Can-Am Bowl

**FURMAN (1):** 1978 – Greg Laetsch

**WESTERN CAROLINA (1):** 1977 – Wayne Tolleson

## College All-Star Game

**THE CITADEL (1):** 1970 – John Small

## Copper Bowl

**THE CITADEL (1):** 1959 – Paul McGuire, Barry Thomas

## Hula Bowl

**THE CITADEL (2):** 1977 – Brian Ruff; 2002 – Cliff Washburn

**FURMAN (1):** 1998 – Orlando Ruff

**CHATTANOOGA (1):** 1998 – Kolu Fainuulelei

## Japan Bowl

**THE CITADEL (1):** 1977 – Brian Ruff

## Las Vegas All-American Classic

**FURMAN (1):** 2006 – William Freeman

## Texas vs. The Nation

**FURMAN (2):** 2009 – William Middleton; 2009 – Joel Bell

## Current schools only

### THE CITADEL

**Consensus (American Football Coaches Association, Associated Press, The Sports Network/STATS) (5):** Carlos Alvarez, 1988; Lester Smith, 1992; Andre Roberts, 2008; Mike Sellers, 2012; Willie Eubanks III, 2019.

**AFCA (12):** 1982 – Jim Ettari, DL. 1984 – Jim Gabrish, T. 1985 – Jim Gabrish, T. 1988 – Carlos Avalos, G. 1990 – DeRhon Robinson, G. 1992 – Lester Smith, DB. 1994 – Levi Davis, OL. 1995 – Brad Keeney, DL. 2008 – Andre Roberts, WR. 2012 – Mike Sellers, C. 2016 – Isaiah Pinson, OL; 2019 – Willie Eubanks III, LB (1st).

**Associated Press (25):** 1959 – Paul Maguire, E (3rd). 1963 – Vince Petno, WR (3rd). 1969 – John Small, LB (2nd). 1975 – Brian Ruff, LB (2nd). 1976 – Brian Ruff, LB (1st). 1980 – Stump Mitchell, RB (3rd). 1984 – Jim Gabrish, T (2nd). 1985 – Jim Gabrish, T (1st). 1986 – Scott Thompson, DL (1st). 1987 – Scott Thompson, DL (3rd). 1988 – Carlos Avalos, G (1st). 1990 – J.J. Davis, LB (2nd); DeRhon Robinson, G (2nd). 1992 – Carey Cash, OL (1st); Torrence Forney, DB (2nd); Lance Hansen, OL (3rd); Lester Smith, DB, (1st). 2001 – Travis Stephens, LB (3rd); 2007 – Andre Roberts, WR (3rd). 2008 – Andre Roberts, WR (1st); Mike Sellers, C (1st). 2015 – Dee Delaney, DB (2nd); Mitchell Jeter, DL (2nd). 2016 – Dee Delaney, DB (1st); 2019 – Willie Eubanks III, LB (1st).

**Walter Camp (4):** 2012 – Mike Sellers, C. 2015 – Sam Frye, OL; Dee Delaney, DB. 2016 – Isaiah Pinson, OL; Dee Delaney, DB.

**The Sports Network/STATS (26):** 1988 – Carlos Avalos, OL (1st). 1990 – J.J. Davis, LB (1st); DeRhon Robinson, OL (2nd). 1991 – Lester Smith, DB (1st). 1992 – Carey Cash, OL (1st); Torrence Forney, DB (2nd); Lance Hansen, OL (1st); Everette Sands, RB (2nd); Lester Smith, DB (1st). 1995 – Scott Belcher, LB (3rd). 1997 – Carlos Frank, KR (1st). 2000 – Travis Stephens, LB (3rd). 2001 – Travis Stephens, LB (2nd). 2007 – Andre Roberts, WR (3rd). 2008 – Andre Roberts, WR (1st); Andre Roberts, PR (3rd). 2012 – Mike Sellers, C (1st). 2013 – Darien Robinson, FB (2nd). 2015 – Dee Delaney, DB (1st); Tyler Renew, FB (1st); Mitchell Jeter, DL (3rd). 2016 – Dee Delaney, DB (1st); Isaiah Pinson, OL (2nd); Tyler Renew, RB (3rd). 2018 – Patrick Keefe, LS (3rd); 2019 – Willie Eubanks III, LB (2nd).

**Don Hansen's Football Gazette (10):** 1988 – Carlos Avalos, OG. 1990 – J.J. Davis, LB. 1991 – Lester Smith, DB. 1992 – Lester Smith, DB; Torrence Forney, DB; Lance Hansen, OG; Carey Cash, OT. 1997 – Carlos Frank, PR (2nd). 2000 – Travis Stephens, LB (3rd). 2001 – Travis Stephens, LB (3rd).

### ETSU

**Consensus (American Football Coaches Association, Associated Press, The Sports Network/STATS) (1):** Matt Pyke, 2018.

**AFCA (6):** 1985 – George Cimadevilla, P. 1994 – Jeff Johnson, WR. 1996 – James Russell, DL. 2018 – Matt Pyke, OL (1st); Nasir Player, DL (2nd); 2019 – Nasir Player, DL (2nd).

**Associated Press (10):** 1986 – George Cimadevilla, P (1st). 1989 – George Searcy, RB (2nd). 1994 – Jeff Johnson, WR (2nd). 1996 – James Russell, DL (2nd). 1997 – B.J. Adigun, WR (1st); Mario Hankerson, LB (1st). 1999 – Kevin Peterson, LB (2nd). 2018 – Matt Pyke, OL (1st); Tyree Robinson, DB (2nd); 2019 – Artevius Smith, DB (2nd).

**Walter Camp (1):** 1996 – James Russell, DL.

**The Sports Network/STATS (12):** 1987 – Rick Harris, DB, (1st).

1994 – Jeff Johnson, WR (1st). 1997 – B.J. Adigun, WR (1st); Mario Hankerson, LB (1st). 1998 – Kevin Peterson, LB (3rd). 1999 – Kevin Peterson, LB (2nd). 2003 – Gerald Sensabaugh, DB (3rd). 2018 – Matt Pyke, OL (1st); Tyree Robinson, DB (2nd); Nasir Player, DL (3rd); 2019 – Nasir Player, DL (2nd); Artevius Smith, DB (2nd).

**Don Hansen's Football Gazette (5):** 1997 – B.J. Adigun, WR (1st); Mario Hankerson, LB (2nd). 1998 – Kevin Peterson, LB (3rd); Lamar Cooper, WR (3rd). 2001 – Tony Tiller, DB (3rd). 2003 – Brandon Calton, DL (1st); Aaron Bass, P (2nd).

### FURMAN

**Consensus (American Football Coaches Association, Associated Press, The Sports Network/STATS) (10):** Jeff Blankenship, 1988; Kelly Fletcher, 1989; Steve Duggan, 1990; Kevin Kendrick, 1990; John Keith, 1999; Louis Ivory, 2000; Donnie Littlejohn, 2001; Dakota Dozier, 2013; Matthew Schmidt, 2017; Grayson Atkins, 2019.

**AFCA (21):** 1982 – Ernest Gibson, DB. 1983 – Ernest Gibson, DB. 1984 – Rock Hurst, LB. 1988 – Jeff Blankenship, LB. 1989 – Kelly Fletcher, DE. 1990 – Steve Duggan, C; Kevin Kendrick, LB. 1991 – Eric Walter, OL. 1992 – Kota Suttle, LB. 1998 – Orlando Ruff, LB. 1999 – John

Keith, DB. 2000 – Louis Ivory, RB. 2001 – Donnie Littlejohn, OL. 2002 – Trevor Kruger, OL. 2005 – William Freeman, LB. 2008 – William Middleton, DB. 2011 – Kadarron Anderson, LB; Ryan Steed, DB. 2013 – Dakota Dozier, OL. 2017 – Matthew Schmidt, OL (1st); 2019 – Grayson Atkins, K (1st).

**Associated Press (45):** 1981 – Bruce Gheesling, LB (3rd). 1982 – Stanford Jennings, RB (3rd). 1983 – Dan Sleet, G (3rd). 1985 – Gene Reeder, C (1st). 1987 – Alex Albert, G (3rd). 1988 – Jeff Blankenship, LB (1st); Fe Cowan, OL (3rd). 1989 – Kelly Fletcher, DE (1st). 1990 – Steve Duggan, C (1st); Kevin Kendrick, LB (1st). 1991 – Allen Edwards, DL (2nd); Eric Walter, OT (1st). 1992 – Kota Suttle, LB (2nd); Carl Tremble, RB (3rd). 1993 – Ronnie McCutchan, P (2nd); Andre Worrell, DB (3rd). 1994 – Jim Richter, PK (1st). 1997 – Bryan Dailer, DL (3rd). 1999 – John Keith, DB (1st); Des Kitchings, All-Purpose (3rd). 2000 – Louis Ivory, RB (1st); Marty Priore, OG (1st); Will Bouton, LB (1st). 2001 – Donnie Littlejohn, OT (1st); Louis Ivory, RB (2nd); Will Bouton, LB (2nd); Marty Priore, OG (2nd); Brian Bratton, All-Purpose (3rd). 2002 – Trevor Kruger, OL (3rd). 2003 – Danny Marshall, PK (3rd). 2004 – Ben Bainbridge, OT (1st); Roy Ravenell, DL (3rd); William Freeman, LB (3rd). 2005 – William Freeman, LB (1st); Corey Stewart, OL (2nd); Patrick Covington, OL (2nd). 2011 – Kadarron Anderson, LB (1st); Ryan Steed, DB (1st). 2012 – Dakota Dozier, OL (3rd). 2013 – Dakota Dozier, OL (1st); Ray Early, PK (2nd). 2017 – Matthew Schmidt, OL (2nd). 2018 – Grayson Atkins, K (2nd); Adrian Hope, LB (2nd); 2019 – Grayson Atkins, K (2nd).

**Walter Camp (14):** 1988 – Jeff Blankenship, LB. 1990 – Kevin Kendrick, LB; Steve Duggan, C. 1999 – John Keith, DB. 2000 – Louis Ivory, RB; Josh Moore, OL. 2001 – Will Bouton, LB; Donnie Littlejohn, OL. 2002 – Trevor Kruger, OL. 2004 – Ben Bainbridge, OT. 2008 – Joel Bell, OL. 2011 – Colin Anderson, TE. 2012 – Jerodis Williams, KR. 2013 – Dakota Dozier, OL.

**The Sports Network/STATS (43):** 1988 – Jeff Blankenship, LB (1st). 1989 – Kelly Fletcher, DE (1st). 1990 – Steve Duggan, C (1st); Kevin Kendrick, LB (1st). 1992 – Kota Suttle, LB (2nd). 1994 – Jim Richter, PK (2nd). 1996 – Luther Broughton, TE (2nd). 1997 – Bryan Dailer, DL (1st). 1999 – John Keith, DB (1st); 2000 – Louis Ivory, RB (1st); Josh Moore, OT (1st); Will Bouton, LB (2nd); Chris Stewart, C (3rd). 2001 – Donnie Littlejohn, OT (1st); Will Bouton, LB (1st); Louis Ivory, RB (2nd); Marty Priore, OL (2nd); Chris Stewart, C (2nd); Brian Bratton, RS (2nd). 2002 – Trevor Kruger, OL (2nd). 2003 – Danny Marshall, PK (3rd). 2004 – Ben Bainbridge, OT (1st); Roy Ravenell, DL (3rd); William Freeman, LB (3rd). 2005 – Patrick Covington, OL (1st); Corey Stewart, OL (2nd); Ingle Martin, P (2nd); William Freeman, LB (3rd). 2006 – Roy Ravenell, DL (1st). 2007 – Jerome Felton, FB (1st). 2008 – Joel Bell, T (1st); William Middleton, CB (1st). 2009 – Kadarron Anderson, LB (3rd). 2011 – Colin Anderson, TE (1st); Ryan Steed, DB (3rd). 2012 – Jerodis Williams, KR (1st); Dakota Dozier, OL (2nd). 2013 – Dakota Dozier, OL (1st). 2014 – Gary Wilkins, DL (3rd). 2015 – Cory Magwood, LB (3rd). 2017 – Matthew Schmidt, OL (2nd); 2019 – Grayson Atkins, K (2nd).

**Don Hansen's Football Gazette (22):** 1985 – Kyle Davis, DE (1st). 1988 – Jeff Blankenship, LB (1st). 1989 – Kelly Fletcher, DE (1st); Chris Roper, DE (1st). 1990 – Kevin Kendrick, LB (1st). 1994 – Jim Richter, PK (1st). 1998 – Orlando Ruff, LB (3rd). 1999 – John Keith, DB (2nd). 2000 – Louis Ivory, RB (1st); Josh Moore, OL (1st); Trent Sansbury, TE (3rd). 2001 – Donnie Littlejohn, OL (1st); Will Bouton, LB (1st); Louis Ivory, RB (2nd); Brian Bratton, KR (2nd). 2002 – Trevor Kruger, OL (1st); Rodney Johnson, DB (3rd). 2003 – Danny Marshall, PK (2nd). 2004 – William Freeman, LB (2nd); Roy Ravenell, DL (3rd); Patrick Covington, G (3rd). 2006 – Andrew Thornburg, OL (3rd)

### MERCER

**The Sports Network/STATS (1):** 2014 – Chandler Curtis, AP, (3rd).

### SAMFORD

**Consensus (American Football Coaches Association, Associated Press, The Sports Network/STATS) (5):** Jaquiski Tartt, 2014; Karel Hamilton, 2016; Ahmad Gooden, 2017; Devlin Hodges, 2018; Kelvin McKnight, 2018.

**AFCA (8):** 2013 – Fabian Truss, AP. 2014 – Jaquiski Tartt, DB. 2016 – Karel Hamilton, WR (2nd). 2017 – Ahmad Gooden, DL (1st); Devlin Hodges, QB (2nd); Kelvin McKnight, WR (2nd). 2018 – Devlin Hodges, QB (1st); Kelvin McKnight, WR (1st).

**Associated Press (12):** 2010 – Bryce Smith, LB (2nd). 2012 – Jaquiski Tartt, DB (1st). 2013 – Justin Shade, LB (1st); Fabian Truss, KR (1st); Jaquiski Tartt, DB (2nd). 2014 – Jaquiski Tartt, DB (2nd). 2015 –



## Current schools only

Anthony Pistelli, PK (1st). 2016 – Karel Hamilton, WR (1st); Devlin Hodges, QB (3rd). 2017 – Ahmad Gooden, DL (2nd); Austin Barnard, P (3rd). 2018 – Ahmad Gooden, DL (1st); Devlin Hodges, QB (2nd); Kelvin McKnight, WR (2nd).

**Walter Camp (6):** 2012 – Jaquiski Tartt, DB. 2013 – Justin Shade, LB. 2015 – Anthony Pistelli, PK. 2016 – Karel Hamilton, WR. 2017 – Ahmad Gooden, DL. 2018 – Devlin Hodges, QB; Kelvin McKnight, WR.

**The Sports Network/STATS (16):** 2012 – Jaquiski Tartt, DB (1st); Fabian Truss, KR (2nd). 2013 – Justin Shade, LB (1st). Fabian Truss, AP (1st). Jaquiski Tartt, DB (2nd). 2014 – Jaquiski Tartt, DB (1st). 2015 – James Bradberry, DB (3rd). 2016 – Karel Hamilton, WR (1st); Devlin Hodges, QB (3rd). 2017 – Ahmad Gooden, DL (2nd); Kelvin McKnight, WR (3rd); Shaheed Salmon, LB (3rd). 2018 – Devlin Hodges, QB (1st); Ahmad Gooden, DL (2nd); Kelvin McKnight, WR (3rd); 2019 – Montrell Washington, PR (1st).

## CHATTANOOGA

**Consensus (American Football Coaches Association, Associated Press, The Sports Network/STATS) (4):** Davis Tull, 2013-2014; Keionta Davis, 2016; Corey Levin, 2016; Isaiah Mack, 2018.

**AFCA (12):** 1985 – Mike Makins, DL. 1989 – Junior Jackson, LB. 1990 – Tony Hill, LB; Pumpu Tudors, P. 2012 – Davis Tull, DL. 2013 – Davis Tull, DL. 2014 – Davis Tull, DL. 2015 – Jacob Huesman, QB; Keionta Davis, DL. 2016 – Keionta Davis, DL (1st); Corey Levin, OL (2nd). 2018 – Isaiah Mack, DL (1st).

**Associated Press (23):** 1989 – Pumpu Tudors, P (1st); Junior Jackson, LB (2nd). 1990 – Troy Boeck, T (1st); Pumpu Tudors, P (2nd). 1991 – Pumpu Tudors, P (2nd). 1996 – Ron Faugue, DB (3rd). 2000 – Matt Vick, PK (2nd); 2002 – Josh Cain, LB (2nd). 2003 – Alonzo Nix, WR (3rd). 2005 – Chad Motte, OL (1st); Jermaine Austin, RB (1st). 2009 – Craig Camay, PK (2nd); Josh Beard, DL (3rd). 2010 – Joel Bradford, WR (3rd). 2012 – Davis Tull, DL (2nd). 2013 – Davis Tull, DL (1st). 2014 – Davis Tull, DL (1st); Faysal Shafaat, TE (3rd). 2015 – Corey Levin, OL (1st); Keionta Davis, DL (2nd). 2016 – Corey Levin, OL (2nd); Keionta Davis, DL (2nd). 2018 – Isaiah Mack, DL (1st).

**Walter Camp (4):** 2012 – Davis Tull, DL. 2013 – Davis Tull, DL. 2015 – Corey Levin, OL. 2018 – Isaiah Mack, DL.

**The Sports Network/STATS (21):** 1989 – Pumpu Tudors, P (1st). 1990 – Troy Boeck, DL (2nd); Pumpu Tudors, P (2nd). 1996 – Ron Faugue, DB (2nd). 2000 – Matt Vick, PK (1st). 2002 – Josh Cain, LB (2nd). 2003 – Alonzo Nix, WR (3rd). 2007 – Chris Camacho, S (2nd). 2011 – Wes Dothard, LB (1st). 2012 – Davis Tull, DL (2nd); Wes Dothard, LB (3rd). 2013 – Davis Tull, DL (2nd). 2014 – Davis Tull, DL (1st); Corey Levin, OL (3rd). 2015 – Corey Levin, OL (1st); Jacob Huesman, QB (2nd); Keionta Davis, DL (2nd). 2016 – Keionta Davis, DL (1st); Corey Levin, OL (2nd); Nakevion Leslie, LB (3rd). 2018 – Isaiah Mack, DL (1st).

**Don Hansen's Football Gazette (6):** 1998 – Kenny Sanders, DE (3rd). 2000 – Matt Vick, PK (1st); Chris Sanders, QB (2nd). 2001 – Tyler Unzicker, DL (2nd); Josh Cain, LB (2nd). 2002 – Josh Cain, LB (3rd)

## VMI

**Consensus (American Football Coaches Association, Associated Press, The Sports Network/STATS) (3):** Mark Stock, 1988; Thomas Haskins, 1986; Alex Ramsey, 2019.

**AFCA (3):** 1988 – Mark Stock, WR. 1996 – Thomas Haskins, RB; 2019 – Alex Ramsey, RB (2nd).

**Associated Press (10):** 1937 – Paul Shu, RB (3rd). 1938 – Paul Shu, RB (3rd). 1947 – Chi Mills, T (2nd). 1974 – Andy Dearman, G (2nd). 1988 – Mark Stock, WR (1st). 1991 – Lorenzo Carpenter, C (2nd). 1992 – Lorenzo Carpenter, OL (2nd). 1995 – Thomas Haskins, RB (1st). 1996 – Thomas Haskins, RB (1st); 2019 – Alex Ramsey, RB (2nd).

**Walter Camp (1):** 1996 – Thomas Haskins, RB.

**The Sports Network/STATS (5):** 1988 – Mark Stock, WR (1st). 1992 – Lorenzo Carpenter, C (2nd). 1995 – Thomas Haskins, RB (2nd). 1996 – Thomas Haskins, RB (1st); 2019 – Alex Ramsey, RB (2nd).

**Don Hansen's Football Gazette (3):** 1995 – Thomas Haskins, RB (2nd). 1996 – Thomas Haskins, RB (2nd). 2000 – Richard Holland, KR (1st).

## WESTERN CAROLINA

**Consensus (American Football Coaches Association, Associated Press, The Sports Network/STATS) (4):** Kerry Hayes, 1993; Eric Johnson, 1998; Detrez Newsome, 2016-2017.

**AFCA (7):** 1984 – Louis Cooper, DE. 1985 – Clyde Simmons, DE. 1993 – Kerry Hayes, WR. 1998 – Eric Johnson, DB (1st). 2016 – Detrez Newsome, AP (1st). 2017 – Detrez Newsome, AP (1st); Marvin

Tillman, DB (2nd).

**Associated Press (24):** 1976 – Darrell Lipford, RB. 1983 – Eric Rasheed, WR (2nd); Tiger Greene, DB (2nd). 1984 – Kirk Roach, K (1st); Louis Cooper, DE (1st); Tiger Greene, DB (1st); Steve Kornegay, P (1st); Mark Buffamoyer, DL (2nd). 1985 – Alonzo Carmichael, TE (1st); Clyde Simmons, DE (1st). 1986 – Kirk Roach, K (1st); Alonzo Carmichael, TE (2nd). 1987 – Kirk Roach, K (1st). 1992 – Todd Harkins, OL (3rd); Kerry Hayes, KR (3rd). 1993 – Kerry Hayes, KR (1st). 1998 – Eric Johnson, DB (1st); Ken Hinsley, P (3rd). 1999 – Josh Jones, PK (3rd). 2007 – Eddie Cohen, WR (2nd). 2016 – Detrez Newsome, AP (1st). 2017 – Ian Berryman, P (2nd); Detrez Newsome, RB (3rd). 2018 – Owen Cosenke, TE (3rd).

**USA Today/ESPN (2):** 1998 – Eric Johnson, DB (2nd); Ken Hinsley, P (2nd).

**The Sports Network/STATS (12):** 1988 – Geno Segers, DL (1st). 1992 – Todd Harkins, OL (2nd). 1993 – Kerry Hayes, KR (1st). 1997 – Eric Johnson, DB (3rd). 1998 – Eric Johnson, DB (1st); Ken Hinsley, P (3rd). 2007 – Eddie Cohen, WR (2nd). 2009 – Adrian McLeod, LB (3rd). 2014 – Christon Gill, LB (3rd). 2016 – Todd Harkins, OL (2nd). 2017 – Detrez Newsome, AP (1st). 2018 – Tyrie Adams, AP (2nd).

**Don Hansen's Football Gazette (4):** 1998 – Ken Hinsley, P (1st); Eric Johnson, DB (2nd); Brad Hoover, RB (2nd). 2002 – Michael Spicer, DL (3rd).

## WOFFORD

**Consensus (Associated Press, American Football Coaches Association, The Sports Network/STATS) (3):** Matt Nelson, 2003; Lee Basinger, 2004; Blake Jeresaty, 2019.

**AFCA (5):** 2003 – Matt Nelson, DB. 2004 – Lee Basinger, DL. 2005 – Katon Bethay, DT. 2013 – Jared Singleton, OL; 2019 – Blake Jeresaty, OL (2nd).

**Associated Press (20):** 1997 – Dan Williams, OL (1st). 2000 – Brian Bodor, DL (2nd). 2002 – Anthony Jones, DL (2nd). 2003 – Eric Deutsch, OL (1st); Matt Nelson, FS (1st); Bobby Gibbs, OL (3rd). 2004 – Lee Basinger, DE (1st); Eric Deutsch, OL (1st). 2005 – Katon Bethay, DL (3rd); 2008 – Derek Wooten, OL (3rd). 2010 – Eric Breitenstin, RB (2nd); Pat Illig, OL (2nd); Ameet Pall, DL (2nd). 2011 – Eric Breitenstein, RB (1st); Nate Page, OL (2nd). 2012 – Eric Breitenstein, RB (1st). 2013 – Jared Singleton, OL (3rd). 2016 – Lorenzo Long, RB (3rd); Anton Wahrby, OL (3rd). 2017 – Ross Demmel, OL (3rd). 2018 – Justus Basinger, OL (3rd); 2019 – Blake Jeresaty, OL (1st).

**Walter Camp (5):** 2002 – Anthony Jones, DL. 2004 – Eric Deutsch, OL; Lee Basinger, DE. 2010 – Ameet Pall, DL. 2011 – Nate Page, OL.

**The Sports Network/STATS (26):** 1997 – Dan Williams, OL (1st). 2000 – Brian Bodor, DL (2nd); 2002 – Anthony Jones, DL (2nd). 2003 – Eric Deutsch, OL (1st); Matt Nelson, FS (1st); Bobby Gibbs, OL (3rd). 2004 – Lee Basinger, DE (1st); Eric Deutsch, OL (1st). 2005 – Katon Bethay, DL (3rd). 2007 – Corey McKenna, OT (2nd). 2008 – Dane Romero, FB (1st); 2010 – Eric Breitenstein, RB (1st); Pat Illig, OL (1st), Ameet Pall, DL (1st). 2011 – Eric Breitenstein, RB (1st); Nate Page, OL (1st); Alvin Scioneaux, LB (3rd). 2012 – Eric Breitenstein, RB (1st). 2016 – David Marvin, PK (1st); Lorenzo Long, RB (2nd); Anton Wahrby, OL (3rd). 2017 – Andre Stoddard, FB (2nd); Miles Brown, DL (3rd). 2018 – Andre Stoddard, FB (2nd); Miles Brown, DL (3rd); 2019 – Blake Jeresaty, OL (2nd).

**Don Hansen's Football Gazette (13):** 1997 – Dan Williams, OL (1st). 1998 – Tony Young, DB (3rd). 2000 – Brian Bodor, DL (3rd). 2001 – Nathan Fuqua, DL (3rd). 2002 – Anthony Jones, DL (1st); Matt Nelson, DB (1st); Eric Deutsch, OL (3rd). 2003 – Eric Deutsch, OL (1st); Bobby Gibbs, OL (1st); Lee Basinger, DL (1st); Matt Nelson, DB (1st); Timmy Thrift, LB (2nd). 2004 – Eric Deutsch, OL (3rd).



## First-team selections only

### 1933

E Red Negri, UVA  
 E Tom Rogers, Duke  
 T Ray Burger, UVA  
 T Fred Crawford, Duke  
 G Amos Bolen, W&L  
 G George Barclay, UNC  
 C Gene Wagner, UVA  
 B Al Casey, Va. Tech  
 B Earl Clary, USC  
 B Bob Cox, Duke  
 B Horace Hendrickson, Duke

### 1934

E Dave Thomas, VT  
 E Earl Wentz, Duke  
 T Gus Durner, Duke  
 T Jim Tatum, UNC  
 G George Barclay, UNC  
 G Jack Dunlap, Duke  
 C Steve Sabol, NCSU  
 B Corkey Cornelius, Duke  
 B Charlie Schaffer, UNC  
 B Ace Parker, Duke  
 B Norwood Sotherton, MD

### 1935

E Dick Buck, UNC  
 E Johnny Leys, UVA  
 T Hugo Bonino, W&M  
 T Gus Durner, Duke  
 G Jim Farley, VMI  
 G Jim Johnston, Duke  
 C Steve Sabol, NCSU  
 B Foots Dickerson, VT  
 B Bill Guckeyson, MD  
 B Don Jackson, UNC  
 B Ace Parker, Duke

### 1936

E Andy Bershak, UNC  
 E Bob King, FUR  
 T Joe Brunansky, Duke  
 T Joe Caldwell, Duke  
 G Jim Farley, VMI  
 G Dick Johnston, DAV  
 C Dan Hill Jr., Duke  
 B Bill Guckeyson, MD  
 B Elmore Hackney, Duke  
 B Jim Hutchins, UNC  
 B Ace Parker, Duke

### 1937

E Andy Bershak, UNC  
 E Herb Hudgins, Duke  
 T Henry Bartos, UNC  
 T Joe Brunansky, Duke  
 G Woody Lipscomb, Duke  
 G Elmer Wreen, UNC  
 C Charlie Woods, CLEM  
 B Elmore Hackney, Duke  
 B Crowell Little, UNC  
 B Jim Meade, MD  
 B Paul Shu, VMI

### 1938

E Gus Goins, CLEM  
 E Bolo Perdue, Duke  
 T Ed Coon, NCSU  
 T Steve Maronic, UNC  
 G Louis Trunzo, WFU  
 G Fred York, Duke  
 C Dan Hill Jr., Duke  
 B Bob O'Mara, Duke  
 B Paul Shu, VMI  
 B George Stirnweiss, UNC  
 B Eric Tipton, Duke

### 1939

E Joe Blalock, CLEM  
 E Paul Severin, UNC  
 T Dick Boisseau, W&M  
 T Rupert Pate, WFU  
 G Allen Johnson, Duke  
 G Frank Ribar, Duke  
 C Ed Merrick, UR  
 B George McAfee, Duke  
 B Banks McFadden, CLEM  
 B Roten Shetley, FUR  
 B George Stirnweiss, UNC

### 1940

E Joe Blalock, CLEM  
 E Paul Severin, UNC  
 T Andy Fronczek, UR  
 T Tony Ruffa, Duke  
 G Bill Faircloth, UNC  
 C Alex Winterspoon, Duke  
 C Bob Barnett, Duke  
 B Tony Gallovich, WFU  
 B Steve Lach, Duke  
 B Jim Lelanne, UNC  
 B Charlie Timmons, CLEM

### 1941

E Joe Blalock, CLEM  
 E Bob Gantt, Duke  
 T George Fritts, CLEM  
 T Mike Karmazin, Duke  
 G Carl Givler, WFU  
 G Garrard Ramsey, W&M  
 C Bob Barnett, Duke  
 B Harvey Johnson, W&M  
 B Steve Lach, Duke  
 B Stan Stasica, USC  
 B Charlie Timmons, CLEM

### 1942

E Bob Gantt, Duke  
 E Glen Knox, W&M  
 T Marvin Bass, W&M  
 T Pat Preston, WFU  
 G Tom Burns, Duke  
 G Garrard Ramsey, W&M  
 C Lou Sossamon, USC  
 B John Cochran, WFU  
 B Tom Davis, Duke  
 B Harvey Johnson, W&M  
 B Joe Muha, VMI

### 1943

E Ben Cittadino, Duke  
 E Ray Poole, UNC  
 T John Maskas, UNC  
 T Pat Preston, Duke  
 G Bill Milner, Duke  
 G Jamie Myers, Duke  
 C Bill Starford, WFU  
 B Tom Davis, Duke  
 B Buddy Jumper, Duke  
 B Hosea Rodgers, UNC  
 B Nick Sacrinty, WFU

### 1944

E Dave Harris, WFU  
 E Pat Thrash, USC  
 T John Kerns, WFU  
 T George Owen, WFU  
 G John Clowes, W&M  
 G Ernie Knotts, Duke  
 C Ralph Jenkins, CLEM  
 B Elmer Barbour, WFU  
 B Gordon Carver, Duke  
 B Tom Davis, Duke  
 B Howard Turner, NCSU

### 1945

E Dave Harris, WFU  
 E Kelley Mote, Duke  
 T Chi Mills, VMI  
 T Knox Ramsey, W&M  
 G Charley Garrison, WFU  
 G Ernie Knotts, Duke  
 C Ralph Jenkins, CLEM  
 B Lynn Chewing, VMI  
 B George Clark, Duke  
 B Nick Sacrinty, WFU  
 B Howard Turner, NCSU

### 1946

E Bill Chipley, W&L  
 E Kelley Mote, Duke  
 T Al DeRogatis, Duke  
 T John Maskas, VT  
 G Bill Milner, Duke  
 G Knox Ramsey, W&M  
 C Bryant Meeks, USC  
 B Jack Cloud, W&M  
 B Charlie Justice, UNC  
 B Nick Sacrinty, WFU  
 B Howard Turner, NCSU

### 1947

E Bob Steckroth, W&M  
 E Art Weiner, UNC  
 T Chi Mills, VMI  
 T Len Szafaryn, UNC  
 G Knox Ramsey, W&M  
 G Ed Royston, WFU  
 C Tommy Thompson, W&M  
 B Jack Cloud, W&M  
 B Fred Fogler Jr., Duke  
 B Lou Gambino, MD  
 B Charlie Justice, UNC

### 1948

E John O'Quinn, WFU  
 E Art Weiner, UNC  
 T Louis Allen, Duke  
 T Len Szafaryn, UNC  
 G Frank Gillespie, CLEM  
 G Bernie Watts, NCSU  
 C Tommy Thompson, W&M  
 B Jack Cloud, W&M  
 B Bobby Gage, CLEM  
 B Bill Gregus, WFU  
 B Charlie Justice, UNC

### 1949

E Vito Ragazzo, W&M  
 E Art Weiner, UNC  
 T Louis Allen, Duke  
 T Ray Krouse, MD  
 G Bob Hughes, W&M  
 G Charlie Musser, NCSU  
 C Irwin Holdash, UNC  
 B Fred Cone, CLEM  
 B Billy Cox, Duke  
 B Bill Gregus, WFU  
 B Charlie Justice, UNC  
 B Buddy Lex, W&M  
 B Steve Wadiak, USC

### 1950

E Glenn Smith, CLEM  
 E Elmer Wingate, MD  
 T Elmer Costa, NCSU  
 T Jim Staton, WFU  
 G Bob Auffarth, WFU  
 G Bob Ward, MD  
 C Irwin Holdash, UNC  
 B Gil Bocetti, W&L  
 B Fred Cone, CLEM  
 B Billy Cox, Duke  
 B Steve Wadiak, USC

### 1951

E Jack Lewis, WFU  
 E Glenn Smith, CLEM  
 T Elmer Costa, NCSU  
 T Bill George, WFU  
 G Joe Dudeck, UNC  
 G Bob Ward, MD  
 C Larry Smith, USC  
 B Gil Bocetti, W&L  
 B Ed Mioduszewski, W&M  
 B Ed Modzelewski, MD  
 B Steve Wadiak, USC

### 1952

E Jack Lewis, WFU  
 E Howard Pitt, Duke  
 T Ben Dunkerley, WVU  
 T Stan Jones, MD  
 G Linwood Cox, W&M  
 G Truet Grant, Duke  
 C Louis Tepe, Duke  
 B Bill Brehaney, VMI  
 B Worth Lutz, Duke  
 B Ed Mioduszewski, W&M  
 B Jack Scarbath, MD

### 1953

E Richie Gaskell, GWU  
 E Bill Marker, WVU  
 T Bruce Bosley, WVU  
 T George Parozzo, W&M  
 G Gene Lamone, WVU  
 G Vince Perone, FUR  
 C Steve Korcheck, GWU  
 B Tommy Allman, WVU  
 B Bill Bowman, W&M  
 B Johnny Mapp, VMI  
 B Freddy Wyant, WVU

### 1954

E Billy Hillen, WVU  
 E Tom Petty, VT  
 T Bruce Bosley, WVU  
 T George Preas, VT  
 G Gene Lamone, WVU  
 G Webster Williams, FUR  
 C Chick Donaldson, WVU  
 B Dickie Beard, VT  
 B Joe Marconi, WVU  
 B Johnny Popson, FUR  
 B Freddy Wyant, WVU

### 1955

E Walt Brodie, W&M  
 E Paul Thompson, GWU  
 T Bruce Bosley, WVU  
 T Bob Lusk, W&M  
 G Gene Lathey, WVU  
 G Jim Locke, VT  
 C Jack Prater, VT  
 B Bob Moss, WVU  
 B Frank Paiczkowski, UR  
 B Mike Sommer, GWU  
 B Freddy Wyant, WVU

### 1956

E Walt Brodie, W&M  
 E Paul Thompson, GWU  
 T Dave Liddick, GWU  
 T Bill Underdonk, WVU  
 G Gene Lathey, WVU  
 G Joe Nicely, WVU  
 C Chuck Howley, WVU  
 B Larry Krutko, WVU  
 B Jim Lugar, VT  
 B Charlie Sidwell, W&M  
 B Sam Woolwine, VMI

### 1957

E Paul Maguire, CIT  
 E Larry Peccatiello, W&M  
 T Jim McFalls, VMI  
 T Elliot Shaubach, W&M  
 G Lou Farmer, VMI  
 G Chuck Howley, WVU  
 C Bill Rush, W&M  
 B Bobby Jordan, VMI  
 B Bob Schwarze, CIT  
 B Mike Sommer, GWU  
 B Sam Woolwine, VMI

### 1958

E Carroll Dale, VT  
 E Ray Siminski, FUR  
 T Jim McFalls, VMI  
 T Ed Rutsch, GWU  
 G Dick Cleveland, CIT  
 G Bob Frulla, GWU  
 C Jerry Borst, VMI  
 B Ted Colna, GWU  
 B Billy Holsclaw, VT  
 B Sam Horner, VMI  
 B Dick Longfellow, WVU

### 1959

E Carroll Dale, VT  
 E Paul Maguire, CIT  
 T Pat Lamberti, UR  
 T Mike Lashley, W&M  
 G Bill Lopasky, WVU  
 G Mike Zeno, VT  
 C Ron DeMelf, GWU  
 B Dave Ames, UR  
 B Howard Dyer, VMI  
 B Alger Pugh, VT  
 B Sam Horner, VMI

### 1960

E Bob Coolbaugh, UR  
 E Andy Guida, GWU  
 T Harry Rakowski, CIT  
 T Allen Whittier, VT  
 G Lou Shuba, VMI  
 G Mike Zeno, VT  
 C George Garrison, CIT  
 B Tom Campbell, FUR  
 B Howard Dyer, VMI  
 B Don Kern, VMI  
 B Earl Stoudt, UR

### 1961

E Bill Gilgo, CIT  
 E Andy Guida, GWU  
 T Gene Breen, VT  
 T Bill Winter, WVU  
 G Eric Erdosy, W&M  
 G Keith Melenzyer, WVU  
 C Don Christian, UR  
 B Tom Campbell, FUR  
 B Dick Drummond, GWU  
 B Earley Eastburn, CIT  
 B Earl Stoudt, UR

### 1962

E Charlie Brendle, CIT  
 E Gene Heeter, WVU  
 T John Sapinsky, W&M  
 T Bill Welsh, VMI  
 G Newt Green, VT  
 G Bob Soleau, W&M  
 C Pete Goimarac, WVU  
 B Dick Drummond, GWU  
 B Glenn Holton, WVU  
 B Elliott Keller, FUR  
 B Jerry Yost, WVU

### 1963

E Pete Emelianchik, UR  
 E Vince Petno, CIT  
 T Gene Breen, VT  
 T Bill Welsh, VMI  
 G Newt Green, VT  
 G Bob Soleau, W&M  
 C Pete Goimarac, WVU  
 B Dick Drummond, GWU  
 B Bob Schweickert, VT  
 B Kenny Stoudt, UR  
 B Sonny Utz, VT

### 1964

**Offense**  
 E John Hilton, UR  
 E Tommy Marvin, VT  
 T Jeff Craig, W&M  
 T Doug McNeil, GWU  
 G Joe Missar, CIT  
 G Craig Smith, W&M  
 C Gary Barnette, WVU  
 B Mike Lane, CIT  
 B Garry Lyle, GWU  
 B Bob Schweickert, VT  
 B Sonny Utz, VT

### 1964

**Defense**  
 E George Pearce, W&M  
 E Bill Sullivan, WVU  
 T Doug McNeil, GWU  
 T John Turner, VMI  
 LB Joe Missar, CIT  
 LB Ken Whitley, VT  
 LB Don Young, WVU  
 B Fred D'Orazio, GWU  
 B Mike Patterson, VMI  
 B Joe Stromick, UR  
 B Scott Swan, W&M

### 1965

**Offense**  
 E Bob Dunlevy, WVU  
 E George Pearce, W&M  
 T Steve Lapko, GWU  
 T Stan Lysick, WVU  
 G Doug McNeil, GWU  
 G Ray Tate, UR  
 C Tom Feola, W&M  
 B Dave Alexander, ECU  
 B Garrett Ford, WVU  
 B Mike Holloran, GWU  
 B Dick Leftridge, WVU

### 1965

**Defense**  
 E Pack Hindsley, DAV  
 E Bill Sullivan, WVU  
 T Tony Buccino, W&M  
 T John Turner, VMI  
 LB Bob Gadowski, W&M  
 LB Bob Schmalzreidt, VMI  
 LB Billy Turner, FUR  
 B Francis Grant, CIT  
 B Tom Metz, GWU  
 B Jim Lofrese, W&M  
 B Dave Sprinkle, DAV

# ALL-CONFERENCE TEAMS



## 1966

**Offense**  
 E Chuck Alberston, W&M  
 E Robbie Hahn, FUR  
 T Bob Andrews, UR  
 T Denny Williamson, WVU  
 G Walter Bostic, ECU  
 G Brad Cashman, GWU  
 C Johnny Crew, ECU  
 B Garrett Ford, WVU  
 B Steve Molnar, WVU  
 B Jimmy Poole, DAV  
 B Larry Zurich, UR

## Defense

E Bob Gadkowski, W&M  
 E Norm Neverson, GWU  
 T Kevin Moran, ECU  
 T Joe Neilson, W&M  
 MG Dave Delgado, UR  
 LB Adin Brown, W&M  
 LB Baker Brown, WVU  
 LB Bob Schmalzreidt, VMI  
 B Robert Ellis, ECU  
 B Cal McCombs, CIT  
 B John Mallory, WVU

## 1967

**Offense**  
 E Jim Cavanaugh, W&M  
 E Walker Gillette, UR  
 T Brad Cashman, W&M  
 T Kevin Moran, ECU  
 G Bob Biddle, VMI  
 G Terry Crum, UR  
 C Robbie Patterson, FUR  
 B Butch Colson, ECU  
 B Bob Habsevich, VMI  
 B Neal Hughes, ECU  
 B Jimmy Poole, DAV

## Defense

E Bob Gadkowski, W&M  
 E Danny Williamson, WVU  
 T Dave Delgado, UR  
 T George Henshaw, WVU  
 MG Carl Crennell, WVU  
 LB Adin Brown, W&M  
 LB Bob Schmalzreidt, VMI  
 LB John Small, CIT  
 B Joe Isaac, CIT  
 B John Mallory, WVU  
 B Chip Young, W&M

## 1968

**Offense**  
 E Walker Gillette, UR  
 E Mike Kelly, DAV  
 T Ralph Beatty, W&M  
 T Wayne Fowler, UR  
 G Bob Biddle, VMI  
 G Ben Grieb, ECU  
 C Bob Herb, W&M  
 B Jim McMillian, CIT  
 B Terry Morton, W&M  
 B Buster O'Brien, UR  
 B Gordon Slade, DAV

## Defense

E Mel Medved, UR  
 E Buzz Montsinger, UR  
 E Jim Rathbun, CIT  
 T Don Tyson, ECU  
 T Eddie Watkins, CIT  
 MG Dick Irvin, UR  
 MG Burt Waite, W&M  
 LB Ken Diaz, CIT  
 LB Pat Turchetta, UR  
 B Jim Barton, W&M  
 B Joe Isaac, CIT  
 B Kerr Kump, VMI  
 B Winston Whitehead, UR

## 1969

**Offense**  
 E Walker Gillette, UR  
 E Mike Kelly, DAV  
 T Wayne Fowler, UR  
 T Marion Glover, CIT  
 G Terry Esterkamp, DAV  
 G Creig Tyler, CIT  
 C Bob Herb, W&M  
 B Bob Duncan, CIT  
 B Charlie Richards, UR  
 B Gordon Slade, DAV  
 B Billy Wightman, ECU  
 K Ed Terry, DAV

## Defense

E Mel Medved, UR  
 E Buzz Montsinger, UR  
 T John Barelli, UR  
 T Bruce Kasardo, UR  
 T George Wheeler, ECU  
 MG Dick Irvin, UR  
 LB John Small, CIT  
 LB Pat Turchetta, UR  
 B Phil Bryan, CIT  
 B Tom Duffey, W&M  
 B Whit Morrow, DAV  
 B Winston Whitehead, UR

## 1970

**Offense**  
 E Dick Corrada, ECU  
 E Jim Livesay, UR  
 T Peyton Barton, FUR  
 T Brian Bitton, UR  
 T Butch Kersey, FUR  
 G Don Dease, CIT  
 G Jackson Neall, W&M  
 C Bob Herb, W&M  
 B Bob Duncan, CIT  
 B Mike Mikolayunas, DAV  
 B Phil Mosser, W&M  
 B Charlie Richards, UR  
 B Don Cupit, VMI

## Defense

E Jim Lee, CIT  
 E Pat Morris, UR  
 T John Barelli, UR  
 T Bruce Dasarda, UR  
 T Rich Peeler, ECU  
 LB Wally Ake, W&M  
 LB Chuck Cross, FUR  
 B Ray Easterling, UR  
 B Jim King, CIT  
 B Paul Scolaro, W&M  
 B Jeff Varnadoe, CIT

## 1971

**Offense**  
 E Brian Baima, CIT  
 E David Knight, W&M  
 T Mike Davitt, CIT  
 T Pete Ramsey, VMI  
 G Pat Hutto, CIT  
 G Jackson Neall, W&M  
 C Bob Conrad, UR  
 B Jon Hall, CIT  
 B Harry Lynch, CIT  
 B Phil Mosser, W&M  
 B Barty Smith, UR  
 K Keith Clark, UR

## Defense

E John Nugent, UR  
 E David Shi, FUR  
 T Milt Ignatius, UR  
 T Rich Peeler, ECU  
 MG Keith Dooley, UR  
 LB Pat Kelly, UR  
 LB Monty Kiernan, ECU  
 B Ray Easterling, UR  
 B Jack Patterson, ECU  
 B Paul Scolaro, W&M  
 B Jeff Varnadoe, CIT

## 1972

**Offense**  
 TE Stan Eure, ECU  
 WR David Knight, W&M  
 WR Walt Walker, DAV  
 T Andy Dearman, VMI  
 T Dan Utley, FUR  
 G Greg Troupe, ECU  
 G Stan Victor, W&M  
 C Joe Montgomery, W&M  
 B Carlester Crumpler, ECU  
 B Billy Meyers, UR  
 B Carl Summerell, ECU  
 K Terry Regan, W&M

## Defense

E Ronnie Chappell, W&M  
 E John Nugent, UR  
 T Ron Reynolds, APP  
 T Norman Seabrooks, CIT  
 LB Pat Kelly, UR  
 LB Danny Kepley, ECU  
 LB Neal Rumble, CIT  
 B Bob Loprete, UR  
 B Rusty Markland, ECU  
 B Vince Perone Jr., FUR  
 B Paul Scolaro, W&M  
 P Jay Jones, UR

## 1973

**Offense**  
 TE Dick Pawlewicz, W&M  
 WR Stan Eure, ECU  
 WR Walt Walker, DAV  
 T Andy Dearman, VMI  
 T Dan Utley, FUR  
 G Jim Amrhein, UR  
 G Greg Troupe, ECU  
 C Joe Montgomery, W&M  
 QB Carl Summerell, ECU  
 RB Carlester Crumpler, ECU  
 RB Barty Smith, UR  
 K Jim Woody, ECU

## Defense

E Cary Godette, ECU  
 E Lee Pearson, UR  
 T Vic Moye, UR  
 T Ron Reynolds, APP  
 G Tony Cicoria, CIT  
 LB Pat Kelly, UR  
 LB Danny Kepley, ECU  
 B Bob Loprete, UR  
 B Mike Myrick, ECU  
 B Vince Perone Jr., FUR  
 B Gene Williams, VMI  
 P Russell Brown, W&M

## 1974

**Offense**  
 TE Dick Pawlewicz, W&M  
 WR Mike Mahoney, UR  
 WR Ronnie Moore, VMI  
 T Rick Bennett, ECU  
 T Buddy Parrish, CIT  
 G Andy Dearman, VMI  
 G Jimbo Walker, ECU  
 C Doug Hines, VMI  
 QB Bill Deery, W&M  
 RB Andrew Johnson, CIT  
 RB Ronnie Norman, VMI  
 RB Bill Schink, ECU  
 K Jerry Harmon, APP

## Defense

E Bill Anderson, FUR  
 E Butch Strawderman, ECU  
 T Kenny Moore, ECU  
 T Ace Owens, UR  
 MG Fred Snipes, APP  
 LB Danny Kepley, ECU  
 LB Brian Ruff, CIT  
 B Jim Bolding, ECU  
 B Larry McKenzie, APP  
 B Vince Perone Jr., FUR  
 B Mike Stewart, W&M  
 P Joe Parker, APP

## 1975

**Offense**  
 TE Dickie Regan, CIT  
 WR Ronnie Moore, VMI  
 T Rodney Elam, UR  
 T Andre Staton, APP  
 G Jimbo Walker, ECU  
 G Tom Sofield, APP  
 G Gill Beck, APP  
 QB Robbie Price, APP  
 RB Emmitt Hamilton, APP  
 RB Larry Robinson, FUR  
 RB Kenny Strayhorn, ECU  
 K Gary Davis, APP

## Defense

E Cary Godette, ECU  
 E Mike Copley, UR  
 T Willie Bryant, ECU  
 T Dickie Childress, UR  
 LB Larry Anderson, FUR  
 LB Harold Randolph, ECU  
 LB Brian Ruff, CIT  
 B Jim Bolding, ECU  
 B Ralph Ferguson, CIT  
 B Mark Gordon, FUR  
 B Quinton McKinney, APP  
 P Joe Parker, APP

## 1976

**Offense**  
 TE Ken Cloud, W&M  
 WR Dennis Holt, APP  
 WR Tommy Southard, FUR  
 T Ed Glackin, VMI  
 T Jeff Holcomb, FUR  
 G Wayne Bolt, ECU  
 G Andre Staton, APP  
 C Gill Beck, APP  
 QB Tom Rozantz, W&M  
 RB Eddie Hicks, ECU  
 RB Andrew Johnson, CIT  
 RB Jim Kruis, W&M  
 K Pete Conaty, ECU

## Defense

E Cary Godette, ECU  
 E Bruno Schmalhofer, W&M  
 T Jack Dove, ECU  
 T Ned Stephanovich, VMI  
 LB Larry Anderson, FUR  
 LB Harold Randolph, ECU  
 LB Brian Ruff, CIT  
 B Jim Bolding, ECU  
 B Ralph Ferguson, CIT  
 B Gerald Hall, ECU  
 B Reggie Pinkney, ECU  
 P Joe Parker, APP

## 1977

**Offense**  
 TE Brette Simmons, FUR  
 WR Mike Riley, CIT  
 WR Wayne Tolleson, WCU  
 T Ken Cadle, FUR  
 T Paul Edmondson, UTC  
 G Joe Petosa, UTC  
 G Tom Replogie, VMI  
 C Gill Beck, APP  
 QB Mike Pusey, WCU  
 RB Andre Gibson, VMI  
 RB Darrell Lipford, WCU  
 K Craig Jones, VMI

## Defense

E Greg Arnett, VMI  
 E Bobby Church, FUR  
 T Ronnie Powe, UTC  
 T Ned Stephanovich, VMI  
 G Tony Sparks, CIT  
 LB Kenny Caldwell, CIT  
 LB Glen Jones, VMI  
 B Russell Gambrell, FUR  
 B Paul Gillis, CIT  
 B Gary McNeal, VMI  
 B Kenny Mitchell, UTC  
 P Greg Cater, UTC

## 1978

**Offense**  
 TE Brette Simmons, FUR  
 WR Rick Beasley, APP  
 WR Gerald Harp, WCU  
 T Bob Bookmiller, VMI  
 T Paul Edmondson, UTC  
 G Joe Petosa, UTC  
 G Robbie Vannoy, WCU  
 C Rickey Young, FUR  
 QB David Henderson, FUR  
 RB Scott McConnell, APP  
 RB Mark Stowers, FUR  
 K Craig Jones, VMI

## Defense

E George Alston, WCU  
 E Frank Jordan, UTC  
 E Sami Killman, APP  
 T Jacob Burney, UTC  
 T Kevin Morgan, FUR  
 MG Ty Smith, WCU  
 LB Kenny Caldwell, CIT  
 LB Pat Murphy, APP  
 B Willie Carpenter, WCU  
 B Russell Gambrell, FUR  
 B Paul Gillis, CIT  
 B Thomas Gunn, WCU  
 P Greg Cater, UTC

## 1979

**Offense**  
 TE Orion Rust, CIT  
 WR Rick Beasley, APP  
 WR Gerald Harp, WCU  
 T John Burke, CIT  
 T Doug Patterson, UTC  
 T John Shuman, VMI  
 G David Kreber, CIT  
 G Roderick Moore, UTC  
 C Paul Wright, UTC  
 QB Mark Hutsell, ETSU  
 RB Floyd Allen, VMI  
 RB Gwain Durden, UTC  
 K Craig Jones, VMI

## Defense

E Mike Adams, CIT  
 E Frank Jordan, UTC  
 E Jeff Snipes, FUR  
 T Jacob Burney, UTC  
 T Kevin Morgan, FUR  
 T Bobby Peche, WCU  
 LB Bruce Ghesling, FUR  
 LB Alfonso McCloud, UTC  
 LB Ralph Smith, WCU  
 B Walt Bellamy, VMI  
 B Willie Carpenter, WCU  
 B Paul Gillis, CIT  
 B Jay Megna, ETSU  
 P Greg Cater, UTC

## 1980

**Offense**  
 TE Eddie McGill, WCU  
 WR Rick Beasley, APP  
 WR Gerald Harp, WCU  
 T Charlie Anderson, FUR  
 T Richard Farrier, CIT  
 G Mike Coleman, FUR  
 G John Olson, APP  
 C Robert Lee, UTC  
 QB Steve Brown, APP  
 RB Floyd Allen, VMI  
 RB Mike Glenn, FUR  
 RB Stump Mitchell, CIT  
 K Barry Childers, MAR

## Defense

E Dale McLarty, CIT  
 E Jerry Moses, APP  
 E Jeff Snipes, FUR  
 T Jacob Burney, UTC  
 T Kevin Morgan, FUR  
 LB Bruce Ghesling, FUR  
 LB Ricky Smith, WCU  
 LB Willie Yates, UTC  
 B Chris Buono, FUR  
 B Mike Eden, VMI  
 B Mike Hunt, UTC  
 B Jeff Vincent, APP  
 P John Johnson, FUR

## 1981

**Offense**  
 TE Byron Lee, FUR  
 WR Jeff Dean, WCU  
 T Charlie Anderson, FUR  
 T Steve Lloyd, FUR  
 T Curtis Rouse, UTC  
 G Mike Coleman, FUR  
 G Jay Lasek, VMI  
 C Austin Beckham, VMI  
 QB Tim Sorrells, FUR  
 RB Floyd Allen, VMI  
 RB Stanford Jennings, FUR  
 RB Danny Miller, CIT  
 K Tim Tanguay, FUR  
 B Donnie Cook, ETSU  
 B Mike Hunt, UTC  
 B Carl Lee, MAR

## Defense

E Felix Andrews, FUR  
 E Wade Foltz, VMI  
 T Sedrick Brown, CIT  
 T Willie Little, UTC  
 NG Jim Ettari, CIT  
 LB Bruce Ghesling, FUR  
 LB Melvin Rucker, VMI  
 B Bruce Alexander, CIT  
 B Jeff Burke, FUR  
 B Donnie Cook, ETSU  
 B Mike Hunt, UTC  
 B Carl Lee, MAR  
 P John Johnson, FUR





# ALL-CONFERENCE TEAMS

#SoConFB

## 1982

### Offense

TE Tom Radle, VMI  
 WR Eric Rasheed, WCU  
 T Greg Hochstetler, UTC  
 T Joe Pipczynski, CIT  
 G Mike Coleman, FUR  
 G Jay Lasek, VMI  
 C Briggs Taylor, FUR  
 QB Ronnie Nixon, WCU  
 RB Anthony James, WCU  
 RB Stanford Jennings, FUR  
 RB Alvin Parker, APP  
 K Dean Biasucci, WCU

### Defense

E Joey Abbney, UTC  
 E Louis Cooper, WCU  
 T Jim Ettari, CIT  
 T Willie Little, UTC  
 NG Troy Phillips, FUR  
 LB Billy Hall, FUR  
 LB Melvin Rucker, VMI  
 B Mark Bridgman, FUR  
 B Donnie Cook, ETSU  
 B Carl Lee, MAR  
 B Gib McEachran, FUR  
 P Jon Howell, UTC

## 1983

### Offense

TE Bill West, CIT  
 WR Eric Rasheed, WCU  
 T Paul Johannessen, FUR  
 T Mike Nease, UTC  
 G Ed Boyd, APP  
 G Dan Sleet, FUR  
 C Steve Taylor, WCU  
 QB David Charpia, FUR  
 RB Melvin Dorsey, WCU  
 RB Larry Fourqurean, MAR  
 RB Stanford Jennings, FUR  
 K Dean Biasucci, WCU

### Defense

E Bernard Jones, WCU  
 E Steve Kurtz, UTC  
 T Mark Buffamoyer, WCU  
 T Bob Standifer, UTC  
 LB Buck Coatney, FUR  
 LB Ricky Pate, WCU  
 LB Glen Richardson, UTC  
 B Glenn Bates, MAR  
 B Mark Bridgman, FUR  
 B Ernest Gibson, FUR  
 B Tiger Greene, WCU  
 P Pat Velarde, MAR

## 1984

### Offense

TE Fred Johnson, CIT  
 TE Steve Panoram, VMI  
 WR Victor Frazier, CIT  
 WR Eric Rasheed, WCU  
 T Jim Gabrish, CIT  
 T Mike Herndon, WCU  
 G Ed Boyd, APP  
 G Brent Johnson, UTC  
 C Steve Taylor, WCU  
 QB Tony Petersen, MAR  
 RB John Gilwell, FUR  
 RB Artis Edwards, UTC  
 RB Robbie Gardner, FUR  
 K Kirk Roach, WCU

### Defense

E Louis Cooper, WCU  
 E David Ferrell, ETSU  
 T Mark Buffamoyer, WCU  
 T Bob Standifer, UTC  
 MG Randall Mitchell, UTC  
 LB Rock Hurst, FUR  
 LB Glen Richardson, UTC  
 B Tiger Greene, WCU  
 B David McCrary, UTC  
 B Jerome Norris, FUR  
 B Gary Zingler, ETSU  
 P Steve Kornegay, WCU

## 1985

### Offense

TE Alonzo Carmichael, WCU  
 WR Chas Fox, FUR  
 WR Lee Glaze, CIT  
 T Mike Calloway, APP  
 T Jim Gabrish, CIT  
 G Brent Johnson, UTC  
 G Charles Stephenson, WCU  
 C Gene Reeder, FUR  
 QB Bobby Lamb, FUR  
 RB Brian Jager, FUR  
 RB John Settle, APP  
 K Kirk Roach, WCU

### Defense

E Chris Melick, APP  
 E Clyde Simmons, WCU  
 T Anthony Downs, APP  
 T Mike Makens, UTC  
 MG Randall Mitchell, UTC  
 LB Dino Hackett, APP  
 LB Glen Richardson, UTC  
 B Phillip Aldridge, FUR  
 B Mike Mayo, VMI  
 B Struggy Smith, APP  
 B Steve Squire, FUR  
 P George Cimadevilla, ETSU

## 1986

### Offense

TE Alonzo Carmichael, WCU  
 WR Mike Barber, MAR  
 WR Vincent Nowell, WCU  
 T Mike Calloway, APP  
 T Mark Cook, ETSU  
 G Alex Albert, FUR  
 G Steve Hall, WCU  
 C Sam Manos, MAR  
 QB Willie Perkins, WCU  
 RB Robbie Gardner, FUR  
 RB John Settle, APP  
 K Kirk Roach, WCU

### Defense

L Anthony Down, APP  
 L Phillip Ferguson, FUR  
 L Mike Makins, UTC  
 L Scott Thompson, CIT  
 LB Cedric Felton, APP  
 LB Darryl Gardner, FUR  
 LB Willie Greenway, UTC  
 LB Jimmy Armstrong, APP  
 B Fred Davis, WCU  
 B Jerome Norris, FUR  
 B Steve Squire, FUR  
 P George Cimadevilla, ETSU

## 1987

### Offense

TE Sean Doctor, MAR  
 WR Mike Barber, MAR  
 WR Vincent Nowell, WCU  
 T Fe Cowan, FUR  
 T James Hardman, APP  
 G Alex Albert, FUR  
 G Steve Hall, WCU  
 C Terry Poore, APP  
 QB Tony Petersen, MAR  
 RB John Bagwell, FUR  
 RB Ron Darby, MAR  
 K Kirk Roach, WCU

### Defense

L Tony Bowick, UTC  
 L Anthony Downs, APP  
 L Phillip Ferguson, FUR  
 L Scott Thompson, CIT  
 LB Kenny Blaknell, APP  
 LB Zach Ervin, UTC  
 LB Darryl Gardner, FUR  
 B Derrick Harris, ETSU  
 B Mike Mayo, VMI  
 B Mark Snyder, MAR  
 B Reggie Solomon, UTC  
 P Tony Cox, APP

## 1988

### Offense

TE Sean Doctor, MAR  
 WR Mike Barber, MAR  
 WR Mark Stock, VMI  
 T Fe Cowan, FUR  
 T Derrick Graham, APP  
 G Carlos Avalos, CIT  
 G John Halford, MAR  
 C Steve Duggan, FUR  
 QB Gene Brown, CIT  
 QB John Gregory, MAR  
 RB Ron Darby, MAR  
 RB Adrian Johnson, CIT  
 K Bjorn Nittmo, APP

### Defense

L Tony Bowick, UTC  
 L Kelly Fletcher, FUR  
 L Geno Segers, WCU  
 L Jimmy Snowden, APP  
 LB Jeff Blankenship, FUR  
 LB Willie Greenway, UTC  
 LB Pete Long, CIT  
 B J.D. Cauten, CIT  
 B Julius Dixon, FUR  
 B Toussaint Kennedy, WCU  
 B Mike Lowman, UTC  
 P Billy Smith, UTC

## 1989

### Coaches

### Offense

TE Eric Ihnat, MAR  
 TE Greg Key, FUR  
 WR Phillip Florence, CIT  
 WR Andre Motley, MAR  
 T David Ewart, ETSU  
 T Derrick Graham, APP  
 G David Adams, FUR  
 G Ricky Bray, UTC  
 C Steve Duggan, FUR  
 QB John Gregory, MAR  
 RB Ritchie Melchor, APP  
 RB George Searcy, ETSU  
 K Dewey Klein, MAR

### Defense

OLB Kelly Fletcher, FUR  
 OLB Chris Roper, FUR  
 L Troy Boeck, UTC  
 L Allen Edwards, FUR  
 L Brian Pitts, FUR  
 ILB Junior Jackson, UTC  
 ILB Kevin Kendrick, FUR  
 B Keith Collins, APP  
 B Gary Dandridge, APP  
 B Derrick Harris, ETSU  
 B Pat Turner, FUR  
 P Pumpu Tudors, UTC

## 1989

### Media

### Offense

TE Eric Ihnat, MAR  
 WR Phillip Florence, CIT  
 WR Andre Motley, MAR  
 T Rick Brodsky, CIT  
 T Derrick Graham, APP  
 G David Adams, FUR  
 G Ricky Bray, UTC  
 C Steve Duggan, FUR  
 QB Frankie DeBusk, FUR  
 RB James Roberts, UTC  
 RB George Searcy, ETSU  
 K Dewey Klein, MAR

### Defense

L Troy Boeck, UTC  
 L Kelly Fletcher, FUR  
 L Avery Hall, APP  
 L Brian Pitts, FUR  
 LB Junior Jackson, UTC  
 LB Kevin Kendrick, FUR  
 LB Chris Roper, FUR  
 B Keith Collins, APP  
 B Gary Dandridge, APP  
 B Pat Turner, FUR  
 B Derrick Willis, UTC  
 P Pumpu Tudors, UTC

## 1990

### Coaches

### Offense

TE Eric Ihnat, MAR  
 WR Donald Lipscomb, FUR  
 WR Andre Motley, MAR  
 T David Ewart, ETSU  
 T Kyle Lowery, FUR  
 G DeRhon Robinson, CIT  
 G Eric Walter, FUR  
 C Steve Duggan, FUR  
 QB Frankie DeBusk, FUR  
 RB Derrick Hollins, ETSU  
 RB Carl Tremble, FUR  
 K Mike Shoun, ETSU

### Defense

E Tony Hill, UTC  
 E Rico Mack, APP  
 L Troy Boeck, UTC  
 L Allen Edwards, FUR  
 L Avery Hall, APP  
 ILB Kevin Kendrick, FUR  
 ILB J.J. Davis, CIT  
 ILB Dwayne Pelham, APP  
 B Brance Draine, UTC  
 B Derek Grier, MAR  
 B Lester Smith, CIT  
 B Ivan Johnson, FUR  
 B Lester Smith, CIT  
 P Pumpu Tudors, UTC

## 1990

### Media

### Offense

TE Eric Ihnat, MAR  
 WR Donald Lipscomb, FUR  
 WR Andre Motley, MAR  
 T Kyle Lowery, FUR  
 T Greg Barnette, APP  
 T Carey Cash, CIT  
 G DeRhon Robinson, CIT  
 G Eric Walter, FUR  
 C Steve Duggan, FUR  
 QB Frankie DeBusk, FUR  
 RB Derrick Hollins, ETSU  
 RB Carl Tremble, FUR  
 K Rodney Allen, UTC

### Defense

L Troy Beck, UTC  
 L Allen Edwards, FUR  
 L Billy Glanton, UTC  
 L Tony Hill, UTC  
 LB J.J. Davis, CIT  
 LB Kevin Kendrick, FUR  
 LB Rico Mack, APP  
 B Joe Chirico, MAR  
 B Brance Draine, UTC  
 B Jason Grant, FUR  
 B Ivan Johnson, FUR  
 P Pumpu Tudors, UTC

## 1991

### Coaches

### Offense

TE Paul Siffri, FUR  
 WR Donald Lipscomb, FUR  
 WR Brian Dowler, MAR  
 WR Shoun Habersham, UTC  
 T Carey Cash, CIT  
 T Madison Sayre, MAR  
 G Kitt Hill, APP  
 G Eric Walter, FUR  
 C Lorenzo Carpenter, VMI  
 QB Michael Payton, MAR  
 RB Chip Hooks, APP  
 RB Carl Tremble, FUR  
 K Andrew Burr, FUR

### Defense

E Albert Luke, UTC  
 E Rico Mack, APP  
 L Allen Edwards, FUR  
 L Avery Hall, APP  
 L Mike Perfetti, VMI  
 ILB Murphy Duckett, ETSU  
 ILB Kota Suttle, FUR  
 B Gary Dandridge, APP  
 B Mike Ratcliff, FUR  
 B Lester Smith, CIT  
 B Jackie Washington, UTC  
 P Harold Alexander, APP

## 1991

### Media

### Offense

TE Paul Siffri, FUR  
 WR Brian Dowler, MAR  
 WR Donald Lipscomb, FUR  
 T Carey Cash, CIT  
 T Kyle Lowery, FUR  
 G Phil Ratliff, MAR  
 G Eric Walter, FUR  
 C Lorenzo Carpenter, VMI  
 QB Michael Payton, MAR  
 RB Chip Hooks, APP  
 RB Carl Tremble, FUR  
 K Dewey Klein, MAR

### Defense

L Allen Edwards, FUR  
 L Avery Hall, APP  
 L Ryan Livezey, FUR  
 L Mike Perfetti, VMI  
 LB Rico Mack, APP  
 LB Donahue Stephenson, MAR  
 LB Kota Suttle, FUR  
 B Gary Dandridge, APP  
 B Derek Grier, MAR  
 B Lester Smith, CIT  
 B Jackie Washington, UTC  
 P Harold Alexander, APP

## 1992

### Coaches

### Offense

TE Mike Bartrum, MAR  
 WR Troy Brown, MAR  
 WR Craig Aiken, WCU  
 T Carey Cash, CIT  
 T Johnny McKee, MAR  
 G Todd Harkins, WCU  
 G Phil Ratliff, MAR  
 C Lorenzo Carpenter, VMI  
 QB Michael Payton, MAR  
 RB Carl Tremble, FUR  
 RB Everette Sands, CIT  
 KR Kerry Hayes, WCU  
 K Rodney Allen, UTC

### Defense

E Ryan Livezey, FUR  
 E Rico Mack, APP  
 L Avery Hall, APP  
 L Tony Johnson, WCU  
 L Keenan Rhodes, MAR  
 ILB Kota Suttle, FUR  
 ILB Brent David, APP  
 B Lester Smith, CIT  
 B Willie Williams, WCU  
 B Torrence Forney, CIT  
 B Julius Grant, WCU  
 P Harold Alexander, APP

## 1992

### Media

### Offense

TE Mike Bartrum, MAR  
 WR Troy Brown, MAR  
 WR Craig Aiken, WCU  
 T Carey Cash, CIT  
 T Chris Deaton, MAR  
 G Phil Ratliff, MAR  
 G Lance Hansen, CIT  
 C Lorenzo Carpenter, VMI  
 QB Michael Payton, MAR  
 RB Carl Tremble, FUR  
 RB Everette Sands, CIT  
 KR Kerry Hayes, WCU  
 K Rodney Allen, UTC

### Defense

L Avery Hall, APP  
 L Sean Swoope, APP  
 L Ryan Livezey, FUR  
 L Bryan Litton, MAR  
 and Milan Sterling, FUR  
 LB Kota Suttle, FUR  
 LB Rico Mack, APP  
 LB Shannon King, MAR  
 B Lester Smith, CIT  
 B Torrence Forney, CIT  
 B Willie Williams, WCU  
 B Andre Worrell, FUR  
 P Harold Alexander, APP

# ALL-CONFERENCE TEAMS



**1993**  
**Coaches**  
**Offense**  
TE Andrew Jordan, WCU  
WR Jeff Johnson, ETSU  
WR Craig Aiken, WCU  
T Chris Deaton, MAR  
T Thomas Jackson, WCU  
G Trevor Thomas, MAR  
G Miguel Ayoub, GSU  
C Wes Greenwell, WCU  
QB Todd Donnan, MAR  
RB Chris Parker, MAR  
RB Everette Sands, CIT  
KR Kerry Hayes, WCU  
K Reed Haley, GSU  
**Defense**  
E Ryan Livezey, FUR  
E Rodney Garrett, MAR  
L Alex Mash, GSU  
L Tony Johnson, WCU  
L Mike Hardy, FUR  
ILB William King, MAR  
ILB Milan Sterling, FUR  
DB Andre Worrell, FUR  
DB Julius Grant, WCU  
DB Roger Johnson, MAR  
DB Shawn Austin, GSU  
P Ronnie McCutchan, FUR

**1993**  
**Media**  
**Offense**  
TE Demarko Kemp, UTC  
WR Jeff Johnson, ETSU  
WR Ricky Carter, MAR  
T Chris Deaton, MAR  
T Thomas Jackson, WCU  
G Miguel Ayoub, GSU  
G Trevor Thomas, MAR  
C Wes Greenwell, WCU  
QB Lonnie Galloway, WCU  
RB Chris Parker, MAR  
RB Chip Hooks, APP  
KR Kerry Hayes, WCU  
K Jim Richter, FUR  
**Defense**  
L Alex Mash, GSU  
L Ryan Livezey, FUR  
L Rodney Garrett, MAR  
L Tony Johnson, WCU  
LB William King, MAR  
LB Milan Sterling, FUR  
LB Tom Bodine, WCU  
DB Andre Worrell, FUR  
DB Roger Johnson, MAR  
DB Julius Grant, WCU  
DB Detric Cummings, CIT  
P Ronnie McCutchan, FUR

**1994**  
**Coaches**  
**Offense**  
TE Luther Broughton, FUR  
WR Jeff Johnson, ETSU  
WR Craig Aiken, WCU  
T William Pannell, MAR  
T Brad Ohrt, APP  
G Isaac Ferrell, GSU  
G Levi Davis, CIT  
C Franklin Stephens, GSU  
QB Todd Donnan, MAR  
RB Chris Parker, MAR  
RB Thomas Haskins, VMI  
KR Kerry Hayes, WCU  
K Jim Richter, FUR  
**Defense**  
DL William Peebles, APP  
DL James Russell, ETSU  
DL Billy Lyon, MAR  
DL Billy Bumper, WCU  
LB Dexter Coakley, APP  
LB Paul Carroll, GSU  
LB Brian Stump, APP  
DB Matt Stevens, APP  
DB Roger Johnson, MAR  
DB Shannon Morrison, MAR  
DB Jon Jenkins, WCU  
P Travis Colquitt, MAR

**1994**  
**Media**  
**Offense**  
TE Demarko Kemp, UTC  
WR Jeff Johnson, ETSU  
WR Craig Aiken, WCU  
T William Pannell, MAR  
T Brian Fisher, FUR  
G Aaron Ferguson, MAR  
G Brad Ohrt, APP  
C Wes Greenwell, WCU  
QB Todd Donnan, MAR  
RB Chris Parker, MAR  
RB Thomas Haskins, VMI  
KR Kerry Hayes, WCU  
K Jim Richter, FUR  
**Defense**  
DL William Peebles, APP  
DL Chip Miller, APP  
DL Billy Lyon, MAR  
DL B.J. Cohen, MAR  
LB Dexter Coakley, APP  
LB Tom Bodine, WCU  
LB Micah Young, CIT  
DB Shannon Morrison, MAR  
DB Roger Johnson, MAR  
DB Matt Stevens, APP  
DB Jon Jenkins, WCU  
P Travis Colquitt, MAR

**1995**  
**Coaches**  
**Offense**  
TE Jermaine Wiggins, MAR  
WR Tim Martin, MAR  
WR Terrell Owens, UTC  
OT William Pannell, MAR  
OT Chad Groover, APP  
OG Aaron Ferguson, MAR  
OG Shawn Clark, APP  
C Scott Kadlub, APP  
QB Scott Satterfield, APP  
RB Thomas Haskins, VMI  
RB Chris Parker, MAR  
KR Dexter Dawson, GSU  
PK Jay Sutton, APP  
**Defense**  
DL Billy Lyon, MAR  
DL James Russell, ETSU  
DL B.J. Cohen, MAR  
DL Derek Summerour, WCU  
LB Dexter Coakley, APP  
LB Jermaine SWOF, MAR  
LB Larry McCloud, MAR  
DB Matt Stevens, APP  
DB Donnie Abraham, ETSU  
DB Brancis Williams, GSU  
DB Jamie Coleman, APP  
P Josh Siefken, UTC

**1995**  
**Media**  
**Offense**  
TE Luther Broughton, FUR  
WR Terrell Owens, UTC  
WR David Patten, WCU  
OT William Pannell, MAR  
OT Chad Groover, APP  
OG Aaron Ferguson, MAR  
OG Shawn Clark, APP  
C Scott Kadlub, APP  
QB Scott Satterfield, APP  
RB Thomas Haskins, VMI  
RB Chris Parker, MAR  
KR Dexter Dawson, GSU  
PK Tim Openlander, MAR  
**Defense**  
DL B.J. Cohen, MAR  
DL Billy Lyon, MAR  
DL James Russell, ETSU  
DL Shawn Elliott, APP  
LB Dexter Coakley, APP  
LB Scott Belcher, CIT  
LB Joe DiBernardo, APP  
DB Matt Stevens, APP  
DB Melvin Cunningham, MAR  
DB Donnie Abraham, ETSU  
DB Jamie Coleman, APP  
P Allen Guinn, APP

**1996**  
**Coaches**  
**Offense**  
TE Luther Broughton, FUR  
WR Tim Martin, MAR  
WR Randy Moss, MAR  
OT Chad Groover, APP  
OT Jamie Wilson, MAR  
OG Aaron Ferguson, MAR  
OG Shawn Clark, APP  
C John Wade, MAR  
QB Braniff Bonaventure, FUR  
RB Thomas Haskins, VMI  
RB Damon Scott, APP  
PK Tim Openlander, MAR  
KR Tim Martin, MAR  
**Defense**  
DL James Russell, ETSU  
DL Billy Lyon, MAR  
DL B.J. Cohen, MAR  
DL Edward Thomas, GSU  
LB Dexter Coakley, APP  
LB Larry McCloud, MAR  
LB Mike Rogers, VMI  
DB Melvin Cunningham, MAR  
DB Ron Fague, UTC  
DB Jeremy Osborne, FUR  
DB Scott Smythe, MAR  
P Chris Hanson, MAR

**1996**  
**Media**  
**Offense**  
TE Luther Broughton, FUR  
WR Randy Moss, MAR  
WR Tim Martin, MAR  
OT Chad Groover, APP  
OT Derek Beres, CIT  
OG Aaron Ferguson, MAR  
OG Shawn Clark, APP  
C Scott Kadlub, APP  
QB Eric Kresser, MAR  
RB Thomas Haskins, VMI  
RB Damon Scott, APP  
PK Tim Openlander, MAR  
KR Randy Moss, MAR  
**Defense**  
DL Billy Lyon, MAR  
DL James Russell, ETSU  
DL B.J. Cohen, MAR  
DL Jackie Avery, APP  
LB Dexter Coakley, APP  
LB Larry McCloud, MAR  
LB Jermaine Swafford, MAR  
DB Melvin Cunningham, MAR  
DB Ron Fague, UTC  
DB Gordon Fenderson, APP  
DB Cornell Lewis, VMI  
P Chris Hanson, MAR

**1997**  
**Coaches**  
**Offense**  
TE Frank Leatherwood, APP  
WR B.J. Adigun, ETSU  
WR Stephon Hawkins, UTC  
T Rich McGrath, GSU  
T Sam Haynie, ETSU  
G Mark Williams, GSU  
G Alvin Brown, CIT  
C Dan Williams, WOF  
QB Bake Baker, APP  
RB Roderick Russell, GSU  
RB Brian Edwards, ETSU  
RET Carlos Frank, CIT  
PK Eric Meng, GSU  
**Defense**  
L Bryan Dailer, FUR  
L Jackie Avery, APP  
L Adrian Luster, CIT  
L Voncellies Allen, GSU  
LB Mario Hankerson, ETSU  
LB D.T. Tanner, GSU  
LB Orlando Ruff, FUR  
DB Jeremy Osborne, FUR  
DB Ron Fague, UTC  
DB Eric Johnson, WCU  
DB Eric Smith, CIT  
P Ken Hinsley, WCU

**1997**  
**Media**  
**Offense**  
TE Frank Leatherwood, APP  
WR B.J. Adigun, ETSU  
WR Stephon Hawkins, UTC  
T Rich McGrath, GSU  
T David Sutton, ETSU  
G Mark Williams, GSU  
G Tony Bequette, APP  
C Dan Williams, WOF  
QB Bake Baker, APP  
RB Roderick Russell, GSU  
RB Brandon Walker, ETSU  
RET Anthony Stringfield, ETSU  
PK Eric Meng, GSU  
**Defense**  
L Bryan Dailer, FUR  
L Jackie Avery, APP  
L Adrian Luster, CIT  
L Kareem Robinson, UTC  
LB Jay Thier, FUR  
LB Mario Hankerson, ETSU  
LB Chad Nighbert, GSU  
DB Ken Byrd, APP  
DB Ron Fague, UTC  
DB Jeremy Osborne, FUR  
DB Eric Johnson, WCU  
P Ken Hinsley, WCU

**1998**  
**Coaches**  
**Offense**  
TE Frank Leatherwood, APP  
WR Lamar Cooper, ETSU  
WR Daryl Skinner, APP  
T Shawn Clark, APP  
T Dan Best, WCU  
G Mark Williams, GSU  
G Cedrone Hodges, APP  
C Matt Winslette, GSU  
QB Greg Hill, GSU  
RB Adrian Peterson, GSU  
RB Brad Hoover, WCU  
RET Carlos Frank, CIT  
PK Chris Chambers, GSU  
**Defense**  
L Voncellies Allen, GSU  
L Kenny Sanders, UTC  
L Rocky Hunt, APP  
L Dary Myricks, CIT  
LB Kevin Peterson, ETSU  
LB Orlando Ruff, FUR  
LB Eric Johnson, WCU  
DB Daryl Morrell, GSU  
DB Arkee Thompson, GSU  
DB Chuch Payne, APP  
DB Earthwind Moreland, GSU  
P Ken Hinsley, WCU

**1998**  
**Media**  
**Offense**  
TE Frank Leatherwood, APP  
WR Lamar Cooper, ETSU  
WR Mark Hill, UTC  
T Dan Best, WCU  
T Rich McGrath, GSU  
G Mark Williams, GSU  
G Boo Robinson, WCU  
C Matt Winslette, GSU  
QB Greg Hill, GSU  
RB Adrian Peterson, GSU  
RB Brad Hoover, WCU  
RET Corey Joyner, GSU  
PK Chris Chambers, GSU  
**Defense**  
L Voncellies Allen, GSU  
L Eric Davis, GSU  
L Rocky Hunt, APP  
L Dary Myricks, CIT  
LB Kevin Peterson, ETSU  
LB Orlando Ruff, FUR  
LB Brett Chappell, WCU  
DB Eric Johnson, WCU  
DB Arkee Thompson, GSU  
DB Chuch Payne, APP  
DB Tony Young, WOF  
P Ken Hinsley, WCU

**1999**  
**Media**  
**Offense**  
TE Trent Sansbury, FUR  
WR Des Kitchings, FUR  
WR Cos DeMatteo, UTC  
G Mark Williams, GSU  
G Ben Hall, FUR  
T Rich McGrath, GSU  
T Josh Moore, FUR  
C Chip Simmons, CIT  
QB Greg Hill, GSU  
RB Adrian Peterson, GSU  
RB Louis Ivory, FUR  
PK Josh Jones, WCU  
KR Des Kitchings, FUR  
**Defense**  
L Rocky Hunt, APP  
L Voncellies Allen, GSU  
L Eugene Phillips, GSU  
L Jamie Lovern, APP  
LB Will Bouton, FUR  
LB Kevin Peterson, ETSU  
LB Derek Fudge, ETSU  
DB John Keith, FUR  
DB Corey Hall, APP  
DB Earthwind Moreland, GSU  
DB Arkee Thompson, GSU  
P Brian Reilly, APP

**1999**  
**Coaches**  
**Offense**  
TE Trent Sansbury, FUR  
WR Des Kitchings, FUR  
WR Cos DeMatteo, UTC  
G Mark Williams, GSU  
G Ben Hall, FUR  
T Rich McGrath, GSU  
T Josh Moore, FUR  
C Jim Beverly, ETSU  
QB Greg Hill, GSU  
RB Adrian Peterson, GSU  
RB Louis Ivory, FUR  
PK Josh Jones, WCU  
KR Des Kitchings, FUR  
**Defense**  
L Rocky Hunt, APP  
L Voncellies Allen, GSU  
L Eugene Phillips, GSU  
L Jamie Lovern, APP  
LB Will Bouton, FUR  
LB Kevin Peterson, ETSU  
LB Derek Fudge, ETSU  
DB John Keith, FUR  
DB Corey Hall, APP  
DB Earthwind Moreland, GSU  
DB Kiwaukee Thomas, GSU  
P Brian Reilly, APP

**2000**  
**Media**  
**Offense**  
TE Daniel Wilcox, APP  
WR Cos DeMatteo, UTC  
WR Richmond Flowers, UTC  
OT Josh Moore, FUR  
OT Billy Young, APP  
G Eric Nash, WOF  
G Marty Priore, FUR  
C Tyler Elkins, APP  
QB Chris Sanders, UTC  
RB Louis Ivory, FUR  
RB Adrian Peterson, GSU  
RS Richard Holland, VMI  
PK Matt Vick, UTC  
**Defense**  
DT Brian Bodor, WOF  
DT Jimmy Freeman, APP  
DT Josh Jeffries, APP  
DT Freddy Pesqueira, GSU  
LB Joe Best, APP  
LB Will Bouton, FUR  
LB Denny Haywood, CIT  
DB Nate Gates, GSU  
DB Corey Hall, APP  
DB Richard Holland, VMI  
DB Lavar Rainey, GSU  
P Nathan McKinney, APP

SoConSPORTS.COM





# ALL-CONFERENCE TEAMS

#SoConFB

## 2000

### Coaches

#### Offense

TE Daniel Wilcox, APP  
 WR Troy Albea, APP  
 WR Richmond Flowers, UTC  
 T Josh Moore, FUR  
 T Billy Young, APP  
 G Marty Priore, FUR  
 G Eric Nash, WOF  
 C Chris Stewart, FUR  
 QB Chris Sanders, UTC  
 RB Louis Ivory, FUR  
 RB Adrian Peterson, GSU  
 RS Teray Frost, VMI  
 PK Matt Vick, UTC

#### Defense

DL Jimmy Freeman, APP  
 DL Nathan Fuqua, WOF  
 DL Andre Miller, WCU  
 DL Freddy Pesqueira, GSU  
 LB Will Bouton, FUR  
 LB Joe Best, APP  
 LB Rahim El Amin, ETSU  
 LB Denny Haywood, CIT  
 DB Denario Smalls, ETSU  
 DB Richard Holland, VMI  
 DB Nate Gates, GSU  
 DB Corey Hall, APP  
 P Nathan McKinney, APP

## 2001

### Media

#### Offense

TE Trent Sansbury, FUR  
 WR Cecil Moore, ETSU  
 WR Michael Banks, WCU  
 OT Wayne Smith, APP  
 OT Donnie Littlejohn, FUR  
 G Omar Nesbitt, CIT  
 G Marty Priore, FUR  
 C Chris Stewart, FUR  
 QB J.R. Revere, GSU  
 RB Louis Ivory, FUR  
 RB Adrian Peterson, GSU  
 RS Brian Bratton, FUR  
 PK Danny MAR, FUR

#### Defense

DL Josh Jeffries, APP  
 DL Ryan Watson, APP  
 DL Freddy Pesqueira, GSU  
 DL Nathan Fuqua, WOF  
 LB Justin Seaverns, APP  
 LB Travis Stephens, CIT  
 LB Will Bouton, FUR  
 DB Kevin Howard, CIT  
 DB Shelvis Smith, FUR  
 DB David Young, GSU  
 DB Justin Fryer, WCU  
 P Jimmy Miner, WOF

## 2001

### Coaches

#### Offense

TE Trent Sansbury, FUR  
 WR Cecil Moore, ETSU  
 WR Michael Banks, WCU  
 OT Wayne Smith, APP  
 OT Donnie Littlejohn, FUR  
 G Omar Nesbitt, CIT  
 G Marty Priore, FUR  
 C Chris Stewart, FUR  
 QB J. R. Revere, GSU  
 RB Louis Ivory, FUR  
 RB Adrian Peterson, GSU  
 RS Brian Bratton, FUR  
 PK Darren Brown, WOF

#### Defense

DL Josh Jeffries, APP  
 DL Ryan Watson, APP  
 DL Freddy Pesqueira, GSU  
 DL Nathan Fuqua, WOF  
 LB Justin Seaverns, APP  
 LB Travis Stephens, CIT  
 LB Will Bouton, FUR  
 DB Nygel Rogers, APP  
 DB Kevin Howard, CIT  
 DB David Young, GSU  
 DB Justin Fryer, WCU  
 P Jimmy Miner, WOF

## 2002

### Coaches

#### Offense

TE Todd Bargella, WCU  
 WR Alvin (Scooter) Johnson, CIT  
 WR Michael Banks, WCU  
 OT James Vasquez, APP  
 OT Steven Cain, FUR  
 G Joe Patrick, APP  
 G Trevor Kruger, FUR  
 C Charles Clarke, GSU  
 QB Chaz Williams, GSU  
 QB Joey Gibson, VMI  
 RB Nehemiah Broughton, CIT  
 RB Jesse McCoy, WOF  
 RS DaVon Fowlkes, APP  
 PK Mark Wright, APP

#### Defense

DL K.T. Stovall, APP  
 DL Josh Jeffries, APP  
 DL Freddy Pesqueira, GSU  
 DL Michale Spicer, WCU  
 DL Anthony Jones, WOF  
 LB Sam Smalls, APP  
 LB Josh Cain, UTC  
 LB Joe Scott, GSU  
 DB Derrick Black, APP  
 DB Tony Tiller, ETSU  
 DB Gerald Sensabaugh, ETSU  
 DB David Young, GSU  
 DB Ahmed Green, WCU  
 P Brent Barth, VMI

## 2002

### Media

#### Offense

TE Willis Sudderth, FUR  
 WR Alvin (Scooter) Johnson, CIT  
 WR Bear Rinehart, FUR  
 OT James McCoy, GSU  
 OT Steven Cain, FUR  
 G Joe Patrick, APP  
 G Trevor Kruger, FUR  
 C Charles Clarke, GSU  
 QB Chaz Williams, GSU  
 RB Jermaine Austin, GSU  
 RB Jesse McCoy, WOF  
 RS Ant Williams, GSU  
 PK Travis Zobel, CIT

#### Defense

DL K.T. Stovall, APP  
 DL Josh Jeffries, APP  
 DL Freddy Pesqueira, GSU  
 DL Anthony Jones, WOF  
 LB Sam Smalls, APP  
 LB Josh Cain, UTC  
 LB Joe Scott, GSU  
 DB David Young, GSU  
 DB Rodney Johnson, FUR  
 DB Scott Cornatzer, APP  
 DB Matt Nelson, WOF  
 P Brent Barth, VMI

## 2003

### Coaches

#### Offense

TE Ross Armstrong, CIT  
 WR Alonzo Nix, UTC  
 WR Lamont Seward, WCU  
 OT Lew Dawson, CIT  
 OT Jason Whaley, WCU  
 G Bobby Gibbs, WOF  
 G Eric Deutsch, WOF  
 C Brandon Mason, ELON  
 QB Willie Simmons, CIT  
 RB Gaven Varner, ETSU  
 RB Jermaine Austin, GSU  
 RS DaVon Fowlkes, APP  
 PK Danny MAR, FUR

#### Defense

DL K.T. Stovall, APP  
 DL Leon Moore, APP  
 DL Nick McNeil, WCU  
 DL Michale Spicer, WCU  
 LB Sam Smalls, APP  
 LB Mike Killian, FUR  
 LB Derrick Butler, GSU  
 DB Derrick Black, APP  
 DB Tony Tiller, ETSU  
 DB Gerald Sensabaugh, ETSU  
 DB Matt Nelson, WOF  
 P Nate McKinney, APP

## 2003

### Media

#### Offense

TE Todd Bargella, WCU  
 WR Alonzo Nix, UTC  
 WR Lamont Seward, WCU  
 OT Chad Bentley, WOF  
 OT Jason Whaley, WCU  
 G Bobby Gibbs, WOF  
 G Eric Deutsch, WOF  
 C Corey Stewart, FUR  
 QB Willie Simmons, CIT  
 RB Nehemiah Broughton, CIT  
 RB Jermaine Austin, GSU  
 RS Lewis Barr, GSU  
 PK Danny MAR, FUR

#### Defense

DL K.T. Stovall, APP  
 DL Lee Basinger, WOF  
 DL Michael Burant, FUR  
 DL Michale Spicer, WCU  
 LB Timmy Thrift, WOF  
 LB Mike Killian, FUR  
 LB Teddie Whitaker, WOF  
 DB Cam Newton, FUR  
 DB Tony Tiller, ETSU  
 DB Gerald Sensabaugh, ETSU  
 DB Matt Nelson, WOF  
 P Jimmy Miner, WOF

## 2004

### Coaches

#### Offense

TE Willis Sudderth, FUR  
 WR DaVon Fowlkes, APP  
 WR Alonzo Nix, UTC  
 OT Ben Bainbridge, FUR  
 OT Albert Turner, GSU  
 G Chad Motte, GSU  
 G Eric Deutsch, WOF  
 C Brandon Mason, ELON  
 QB Richie Williams, APP  
 RB Jermaine Austin, GSU  
 RB John Taylor, ELON  
 RS DaVon Fowlkes, APP  
 PK Jonathan Dudley, GSU

#### Defense

DL Lee Basinger, WOF  
 DL Roy Ravenell, FUR  
 DL Eric Hadley, GSU  
 DL Albert Reid, WCU  
 LB William Freeman, FUR  
 LB Calvin Sutton, ELON  
 LB Derrick Butler, GSU  
 DB James Young, GSU  
 DB Shawn Grant, CIT  
 DB Cam Newton, FUR  
 DB Terence McBride, GSU  
 P Dan Jordan, GSU

## 2004

### Media

#### Offense

TE Willis Sudderth, FUR  
 WR DaVon Fowlkes, APP  
 WR Isaac West, FUR  
 OT Ben Bainbridge, FUR  
 OT Albert Turner, GSU  
 G Chad Motte, GSU  
 G Eric Deutsch, WOF  
 C Brandon Mason, ELON  
 QB Richie Williams, APP  
 RB Kevious Johnson, WOF  
 RB John Taylor, ELON  
 RS DaVon Fowlkes, APP  
 PK Scott Beckler, FUR

#### Defense

DL Lee Basinger, WOF  
 DL Roy Ravenell, FUR  
 DL Eric Hadley, GSU  
 DL Marquess Murrell, APP  
 LB William Freeman, FUR  
 LB Chad Nkang, ELON  
 LB Derrick Butler, GSU  
 DB James Young, GSU  
 DB Nygel Rogers, APP  
 DB Cam Newton, FUR  
 DB A.J. Bryant, GSU  
 P Dan Jordan, GSU

## 2005

### Coaches

#### Offense

TE Daniel Bettis, APP  
 WR Jermaine Little, APP  
 WR Emanuel Hassell, UTC  
 OT Grant Oliver, APP  
 OT Matt Isenhour, APP  
 G Chad Motte, GSU  
 G Patrick Covington, FUR  
 G Kerry Brown, APP  
 C Corey Stewart, FUR  
 QB Richie Williams, APP  
 RB Jermaine Austin, GSU  
 RB Kevin Richardson, APP  
 RB Eldra Buckley, UTC  
 RS Mike Malone, WCU  
 PK Jonathan Dudley, GSU

#### Defense

DL Marques Murrell, APP  
 DL Jason Hunter, APP  
 DL Felipe Foster, WCU  
 DL Katon Bethay, WOF  
 LB Shawn Grant, CIT  
 LB Chad Nkang, ELON  
 LB John Mohring, GSU  
 DB Corey Lynch, APP  
 DB Terence McBride, GSU  
 DB Primus Glover, WCU  
 DB Francis Brown, WCU  
 P Ingle Martin, FUR

## 2005

### Media

#### Offense

TE John Rust, FUR  
 WR Justin Stepp, FUR  
 WR Emanuel Hassell, UTC  
 OT Grant Oliver, APP  
 OT John Kivett, FUR  
 G Chad Motte, GSU  
 G Patrick Covington, FUR  
 C Corey Stewart, FUR  
 QB Richie Williams, APP  
 RB Jermaine Austin, GSU  
 RB Kevin Richardson, APP  
 RS Mike Malone, WCU  
 PK Scott Beckler, FUR

#### Defense

DL Marques Murrell, APP  
 DL Jason Hunter, APP  
 DL Rico Reese, WCU  
 DL Katon Bethay, WOF  
 LB William Freeman, FUR  
 LB Chad Nkang, ELON  
 LB John Mohring, GSU  
 DB Jeremy Wiggins, APP  
 DB Corey Lynch, APP  
 DB Terence McBride, GSU  
 DB Primus Glover, WCU  
 P Ingle Martin, FUR

## 2006

### Coaches

#### Offense

TE Daniel Bettis, APP  
 WR William Mayfield, APP  
 WR Jayson Foster, GSU  
 C Scott Suttle, APP  
 G Jeremy Robertson, APP  
 G Kerry Brown, APP  
 T Matt Isenhour, APP  
 T John Kivett, FUR  
 QB Armanti Edwards, APP  
 RB Kevin Richardson, APP  
 RB Eldra Buckley, UTC  
 RS Dexter Jackson, APP  
 PK Julian Rauch, APP

#### Defense

DL Marques Murrell, APP  
 DL Roy Ravenell, FUR  
 DL Charrod Taylor, GSU  
 DL James Wilson, CIT  
 LB Chad Nkang, ELON  
 LB Andrew Jones, FUR  
 LB John Mohring, GSU  
 DB Corey Lynch, APP  
 DB Jeremy Wiggins, APP  
 DB Quintez Smith, UTC  
 DB Jeremy Blocker, FUR  
 P Tim Mayse, WCU

## 2006

### Media

#### Offense

TE Daniel Bettis, APP  
 WR Terrell Hudgins, ELON  
 WR William Mayfield, APP  
 T John Kivett, FUR  
 T Will Rutherford, WOF  
 G Andrew Thornburg, FUR  
 G Kerry Brown, APP  
 C Scott Suttle, APP  
 QB Armanti Edwards, APP  
 RB Kevin Richardson, APP  
 RB Jerome Felton, FUR  
 RS Jayson Foster, GSU  
 PK Andrew Wilcox, ELON

#### Defense

DL Marques Murrell, APP  
 DL Charrod Taylor, GSU  
 DL Justin Brown, FUR  
 DL Roy Ravenell, FUR  
 LB Chad Nkang, ELON  
 LB Andrew Jones, FUR  
 LB John Mohring, GSU  
 DB Jeremy Blocker, FUR  
 DB Jeremy Wiggins, APP  
 DB Corey Lynch, APP  
 DB Josh Lawson, CIT  
 P Brandon Lane, ELON

## 2007

### Coaches

#### Offense

QB Jayson Foster, GSU  
 RB Kevin Richardson, APP  
 RB Kevious Johnson, WOF  
 OL Kerry Brown, APP  
 OL Joel Bell, FUR  
 OL Scott Suttle, APP  
 OL Chris McDowell, CIT  
 OL Russell Orr, GSU  
 TE Larry Hedden, FUR  
 WR Terrell Hudgins, ELON  
 WR Eddie Cohen, WCU  
 PK Julian Rauch, APP  
 RS Michael Mayers, ELON

#### Defense

DL Wallace Artis, FUR  
 DL Larry Beard, GSU  
 DL Gary Tharrington, APP  
 DL Trevar Broughton, CIT  
 LB Seth Goldwire, WOF  
 LB Andrew Rowell, CIT  
 LB Corey Weaver, ELON  
 DB Corey Lynch, APP  
 DB Chris Camacho, UTC  
 DB Josh Lawson, CIT  
 DB Jerome Touchstone, APP  
 P Brandon Lane, ELON

## 2007

### Media

#### Offense

QB Jayson Foster, GSU  
 RB Kevin Richardson, APP  
 RB Kevious Johnson, WOF  
 OL Scott Suttle, APP  
 OL Kerry Brown, APP  
 OL Russell Orr, GSU  
 OL Joel Bell, FUR  
 OL Chris McDowell, CIT  
 TE Larry Hedden, FUR  
 WR Terrell Hudgins, ELON  
 WR Eddie Cohen, WCU  
 PK Julian Rauch, APP  
 RS Michael Mayers, ELON

#### Defense

DL Wallace Artis, FUR  
 DL Gary Tharrington, APP  
 DL Trevar Broughton, CIT  
 DL Larry Beard, GSU  
 LB Pierre Banks, APP  
 LB Seth Goldwire, WOF  
 LB Quinton Phillips, WCU  
 DB Corey Lynch, APP  
 DB Chris Camacho, UTC  
 DB Chris Covington, GSU  
 DB Josh Lawson, CIT  
 P Brandon Lane, ELON

# ALL-CONFERENCE TEAMS



## 2008

### Coaches

**Offense**  
 QB Armanti Edwards, APP  
 RB Chris Evans, SAM  
 RB Dane Romero, WOF  
 OL Jon Bieschke, APP  
 OL Brad Coley, APP  
 OL David Harrison, Elon  
 OL Joel Bell, FUR  
 OL Derek Wooten, WOF  
 OL Dan DeHaven, CIT  
 TE Ben Jorden, APP  
 WR Andre Roberts, CIT  
 WR Terrell Hudgins, Elon

### Defense

DL Dakota Walker, GSU  
 DL Mitch Clark, WOF  
 DL Jabari Fletcher, APP  
 DL Terrence Reese, CIT  
 LB Jacque Roman, APP  
 LB Chris Covington, GSU  
 LB Pierre Banks, APP  
 DB Cortez Gilbert, APP  
 DB Mark LeGree, APP  
 DB William Middleton, FUR  
 DB Thomas Twitty, FUR  
 DB Max Lerner, FUR

### Specialists

PK Andrew Wilcox, Elon  
 P Neil Young, APP  
 RS Andre Roberts, CIT

## 2008

### Media

**Offense**  
 QB Armanti Edwards, APP  
 RB Chris Evans, SAM  
 RB Dane Romero, WOF  
 OL Ben Quick, WOF  
 OL Joel Bell, FUR  
 OL Derek Wooten, WOF  
 OL Jon Bieschke, APP  
 OL Mario Acitelli, APP  
 TE Ben Jorden, APP  
 WR Andre Roberts, CIT  
 WR Terrell Hudgins, Elon

### Defense

DL Dakota Walker, GSU  
 DL Jabari Fletcher, APP  
 DL Mitch Clark, WOF  
 DL Patrick Hatcher, SAM  
 LB Jacque Roman, APP  
 LB Chris Covington, GSU  
 LB Brandon Williams, FUR  
 DB Mark LeGree, APP  
 DB William Middleton, FUR  
 DB Cortez Gilbert, APP  
 DB Max Lerner, FUR

### Specialists

PK Andrew Wilcox, Elon  
 P Neil Young, APP  
 RS Andre Roberts, CIT

## 2009

### Coaches

**Offense**  
 QB Armanti Edwards, APP  
 RB Chris Evans, AM  
 RB Devon Moore, APP  
 OL Mario Acitelli, APP  
 OL David Harrison, Elon  
 OL Pat Illig, WOF  
 OL Jon Weber, SAM  
 OL Chris Werden, Elon  
 TE Ben Jorden, APP  
 WR Terrell Hudgins, Elon  
 WR Andre Roberts, CIT

### Defense

DL Josh Beard, UTC  
 DL Jabari Fletcher, APP  
 DL Andre Campbell, Elon  
 DL Eric Ludwig, Elon  
 LB Jacque Roman, APP  
 LB D.J. Smith, APP  
 LB Bryce Smith, SAM  
 LB (tie) Joshua Jones, Elon  
 DB Mark LeGree, APP  
 DB Karlos Sullivan, Elon  
 DB Buster Skrine, UTC  
 DB Cortez Gilbert, APP

### Specialists

PK Craig Camay, UTC  
 P Chris Tommie, WOF  
 RS Andre Roberts, CIT

## 2009

### Media

**Offense**  
 QB Armanti Edwards, APP  
 RB Chris Evans, SAM  
 RB Devon Moore, APP  
 OL Mario Acitelli, APP  
 OL David Harrison, Elon  
 OL Jon Weber, SAM  
 OL Pat Illig, WOF  
 OL Brett Irvin, APP  
 TE Alex Sellars, CIT  
 WR Terrell Hudgins, Elon  
 WR Andre Roberts, CIT

### Defense

DL Josh Beard, UTC  
 DL Andre Campbell, Elon  
 DL Jabari Fletcher, APP  
 DL Brent Russell, GSU  
 LB D.J. Smith, APP  
 LB Kadarion Anderson, FUR  
 LB Bryce Smith, SAM  
 DB Mark LeGree, APP  
 DB Jordan Tippit, UTC  
 DB Ryan Steed, FUR  
 DB Cortez Gilbert, APP

### Specialists

PK Craig Camay, UTC  
 P Bob Hooper, SAM  
 RS CoCo Hillary, APP

## 2010

### Coaches

**Offense**  
 QB DeAndre Presley, APP  
 Scott Riddle, Elon  
 RB Chris Evans, SAM  
 RB Eric Breitenstein, WOF  
 OL Daniel Kilgore, APP  
 OL Rodney Austin, Elon  
 OL Brett Moore, GSU  
 OL Chris Harr, UTC  
 OL Pat Illig, WOF  
 TE Garrett Hughes, UTC  
 WR Aaron Mellette, Elon  
 WR Adam Mims, FUR

### Defense

DL Jabari Fletcher, APP  
 DL Ameet Pall, WOF  
 DL Erik Clanton, CIT  
 DL Brent Russell, GSU  
 LB D.J. Smith, APP  
 LB Kadarion Anderson, FUR  
 LB Bryce Smith, SAM  
 DB Mark LeGree, APP  
 DB Ryan Steed, FUR  
 DB Laron Scott, GSU  
 DB Buster Skrine, UTC

### Specialists

PK Jason Vitaris, APP  
 P Charlie Edwards, GSU  
 RS Laron Scott, GSU

## 2010

### Media

**Offense**  
 QB DeAndre Presley, APP  
 RB Chris Evans, SAM  
 RB Eric Breitenstein, WOF  
 OL Daniel Kilgore, APP  
 OL Brett Irvin, APP  
 OL Pat Mills, APP  
 OL Pat Illig, WOF  
 OL Clark Bishop, WOF  
 TE Ben Jorden, APP  
 WR Aaron Mellette, Elon  
 WR Joel Bradford, UTC

### Defense

DL Jabari Fletcher, APP  
 DL Erik Clanton, CIT  
 DL Brent Russell, GSU  
 DL Ameet Pall, GSU  
 LB D.J. Smith, APP  
 LB Kadarion Anderson, FUR  
 LB Bryce Smith, FUR  
 DB Mark LeGree, APP  
 DB Laron Scott, GSU  
 DB Thomas Broussard, SAM  
 DB Torez Jones, WCU

### Specialists

PK Jason Vitaris, APP  
 P Charlie Edwards, GSU  
 RS Laron Scott, GSU



Furman defensive lineman Gary Wilkins earned first-team All-SoCon honors in 2013 and 2014.

## 2011

### Coaches

**Offense**  
 QB Chris Forcier, FUR  
 RB Fabian Truss, SAM  
 RB Eric Breitenstein, WOF  
 OL Orry Frye, APP  
 OL Mike Sellers, CIT  
 OL Ned Cuthbertson, Elon  
 OL Brett Moore, GSU  
 OL Nate Page, WOF  
 TE Colin Anderson, FUR  
 WR Brian Quick, APP  
 WR Aaron Mellette, Elon

### Defense

DL Derek Douglas, CIT  
 DL Brent Russell, GSU  
 DL Josh Williams, UTC  
 DL Eric Eberhardt, WOF  
 LB Jeremy Kimbrough, APP  
 LB Ryan Consiglio, UTC  
 LB Wes Dothard, UTC  
 DB Demetrius McCray, APP  
 DB Ryan Steed, FUR  
 DB Laron Scott, GSU  
 DB Corey White, SAM

### Specialists

PK Adrian Mora, GSU  
 P Cass Couey, CIT  
 RS Laron Scott, GSU

## 2011

### Media

**Offense**  
 QB Chris Forcier, FUR  
 RB Jerodis Williams, FUR  
 RB Eric Breitenstein, WOF  
 OL Orry Frye, APP  
 OL Ryan Lee, FUR  
 OL Brett Moore, GSU  
 OL William Maxwell, GSU  
 OL Nate Page, WOF  
 TE Colin Anderson, FUR  
 WR Brian Quick, APP  
 WR Aaron Mellette, Elon

### Defense

DL Derek Douglas, CIT  
 DL Brent Russell, GSU  
 DL Josh Williams, UTC  
 DL Alex Goltry, WOF  
 LB Joshua Jones, Elon  
 LB Kadarion Anderson, FUR  
 LB Alvin Scioneaux, WOF  
 DB Demetrius McCray, APP  
 DB Ryan Steed, FUR  
 DB Laron Scott, GSU  
 DB Corey White, SAM

### Specialists

PK Adrian Mora, GSU  
 P Cass Couey, CIT  
 RS Laron Scott, GSU

## 2012

### Coaches

**Offense**  
 QB Jamal Jackson, APP  
 RB Jerodis Williams, FUR  
 RB Eric Breitenstein, WOF  
 OL Mike Sellers, CIT  
 OL Dakota Dozier, FUR  
 OL Dorian Byrd, GSU  
 OL Ryan Dudchock, SAM  
 OL Jared Singleton, WOF  
 TE Colin Anderson, FUR  
 WR Sean Price, APP  
 WR Aaron Mellette, Elon

### Defense

DL Josh Lynn, FUR  
 DL Dion Dubose, GSU  
 DL Brent Russell, GSU  
 DL Davis Tull, UTC  
 DL Nicholas Williams, SAM  
 LB Jeremy Kimbrough, APP  
 LB Wes Dothard, UTC  
 LB Alvin Scioneaux, WOF  
 DB Demetrius McCray, APP  
 DB Darius Eubank, GSU  
 DB J.J. Wilcox, GSU  
 DB Jaquiski Tartt, SAM

### Specialists

PK Cameron Yaw, SAM  
 P Sam Martin, APP  
 RS Jerodis Williams, FUR

## 2012

### Media

**Offense**  
 QB Jamal Jackson, APP  
 RB Steven Miller, APP  
 RB Eric Breitenstein, WOF  
 OL Mike Sellers, CIT  
 OL Dakota Dozier, FUR  
 OL Dorian Byrd, GSU  
 OL Ryan Dudchock, SAM  
 OL Jake Miles, WOF  
 TE Colin Anderson, FUR  
 WR Sean Price, APP  
 WR Aaron Mellette, Elon

### Defense

DL Ronald Blair, APP  
 DL Brent Russell, GSU  
 DL Nicholas Williams, SAM  
 DL Davis Tull, UTC  
 LB Jeremy Kimbrough, APP  
 LB Wes Dothard, UTC  
 LB Rock Williams, WCU  
 DB Demetrius McCray, APP  
 DB Troy Sanders, APP  
 DB Jaquiski Tartt, SAM  
 DB D.J. Key, UTC

### Specialists

PK Cameron Yaw, SAM  
 P Sam Martin, APP  
 RS Jerodis Williams, FUR

## 2013

### Coaches

**Offense**  
 QB Jacob Huesman, UTC  
 RB Jerick McKinnon, GSU  
 RB Fabian Truss, SAM  
 OL Kendall Lamm, APP  
 OL Dakota Dozier, FUR  
 OL Dorian Byrd, GSU  
 OL Kevin Revis, UTC  
 OL Jared Singleton, WOF  
 TE Faysal Shafaat, UTC  
 WR Tony Washington, APP  
 WR Kelsey Pope, SAM

### Defense

DL Derek Douglas, CIT  
 DL Gary Wilkins, FUR  
 DL Davis Tull, UTC  
 DL Tarek Odom, UTC  
 LB Justin Shade, SAM  
 LB Wes Dothard, UTC  
 LB Alvin Scioneaux, WOF  
 DB Brandon McCladdie, CIT  
 DB D.J. Key, UTC  
 DB Jaquiski Tartt, SAM  
 DB Kadeem Wise, UTC

### Specialists

PK Ray Early, FUR  
 P Bentlee Critcher, APP  
 RS Fabian Truss, SAM

## 2013

### Media

**Offense**  
 QB Andy Summerlin, SAM  
 RB Marcus Cox, APP  
 RB Jerick McKinnon, GSU  
 OL Dakota Dozier, FUR  
 OL Dorian Byrd, GSU  
 OL Kasey Morrison, SAM  
 OL Kevin Revis, UTC  
 OL Ty Gregory, WOF  
 TE Colin Anderson, FUR  
 WR Tony Washington, APP  
 WR Kelsey Pope, SAM

### Defense

DL Justin Oxendine, CIT  
 DL Gary Wilkins, FUR  
 DL Davis Tull, UTC  
 DL Tarek Odom, WOF  
 LB Carl Rider, FUR  
 LB Justin Shade, SAM  
 LB Alvin Scioneaux, WOF  
 DB Greg Worthy, FUR  
 DB D.J. Key, UTC  
 DB Kadeem Wise, UTC  
 DB Jaquiski Tartt, SAM

### Specialists

PK Ray Early, FUR  
 P Bentlee Critcher, APP  
 RS Fabian Truss, SAM

## 2014

### Coaches

**Offense**  
 QB Jacob Huesman, UTC  
 RB Denzel Williams, SAM  
 RB Keon Williams, UTC  
 OL Sam Frye, CIT  
 OL Joe Turner, FUR  
 OL Gunnar Bromelow, SAM  
 OL Corey Levin, UTC  
 OL Anton Wahrby, WOF  
 TE Faysal Shafaat, UTC  
 WR Karel Hamilton, SAM  
 WR Spearman Robinson, WCU

### Defense

DL Gary Wilkins, FUR  
 DL Derrick Lott, UTC  
 DL Davis Tull, UTC  
 DL Tarek Odom, WOF  
 LB Cory Magwood, FUR  
 LB Justin Cooper, SAM  
 LB Christon Gill, WCU  
 DB Jaquiski Tartt, SAM  
 DB Cedric Nettles, UTC  
 DB Dee Virgin, UTC  
 DB Ace Clark, WCU

### Specialists

PK Henrique Ribeiro, UTC  
 P Greg Peranich, SAM  
 RS Chandler Curtis, MER



## 2014

### Media

#### Offense

QB Jacob Huesman, UTC  
 RB Alex Lakes, MER  
 RB Keon Williams, UTC  
 OL Sam Frye, CIT  
 OL Jordan Boatright, SAM  
 OL Corey Levin, UTC  
 OL Jake Thornton, WCU  
 OL T.J. Chamberlain, WOF  
 TE Faysal Shafaat, UTC  
 WR Karel Hamilton, SAM  
 WR Spearman Robinson, WCU

#### Defense

DL Davis Tull, UTC  
 DL Gary Wilkins, FUR  
 DL Derrick Lott, UTC  
 DL Tarek Odum, WOF  
 LB Cory Magwood, FUR  
 LB Muhasibi Wakeel, UTC  
 LB Christon Gill, WCU  
 DB Jaquiski Tartt, SAM  
 DB Lucas Webb, UTC  
 DB Ace Clark, WCU  
 DB Trey Morgan, WCU

#### Specialists

PK Henrique Ribeiro, UTC  
 P Nick Pollard, UTC  
 RS Chandler Curtis, MER

## 2016

### Coaches

#### Offense

QB Devlin Hodges, SAM  
 RB Derrick Craine, UTC  
 RB Lorenzo Long, WOF  
 OL Nick Jeffreys, CIT  
 OL Isaiah Pinson, CIT  
 OL Corey Levin, UTC  
 OL Jacob Revis, UTC  
 OL Anton Wahrby, WOF  
 TE Ryan Swingle, VMI  
 WR Karel Hamilton, SAM  
 WR Andrej Suttles, FUR

#### Defense

DL Joe Crochet, CIT  
 DL Keionta Davis, UTC  
 DL Miles Brown, WOF  
 DL Tyler Vaughn, WOF  
 LB Shaheed Salmon, SAM  
 LB Dale Warren, UTC  
 LB Nakevion Leslie, UTC  
 DB Dee Delaney, CIT  
 DB Kaiik Williams, CIT  
 DB Omari Williams, SAM  
 DB Lucas Webb, UTC

#### Specialists

PK David Marvin, WOF  
 P Ian Berryman, WCU  
 RS DeAndre Scholtz, CIT

## 2015

### Coaches

#### Offense

QB Jacob Huesman, UTC  
 RB Derrick Craine, UTC  
 RB Detrez Newsome, WCU  
 OL Sam Frye, CIT  
 OL Joe Turner, FUR  
 OL Armando Bonheur, SAM  
 OL Corey Levin, UTC  
 OL Anton Wahrby, WOF  
 TE Tyler Sexton, WCU  
 WR Karel Hamilton, SAM  
 WR Aaron Sanders, VMI

#### Defense

DL Mitchell Jeter, CIT  
 DL Michael Pierce, SAM  
 DL Keionta Davis, UTC  
 DL Caleb Hawkins, WCU  
 LB Cory Magwood, FUR  
 LB Justin Cooper, SAM  
 LB Nakevion Leslie, UTC  
 DB Dee Delaney, CIT  
 DB Jamerson Blount, SAM  
 DB James Bradberry, SAM  
 DB Cedric Nettles, UTC

#### Specialists

PK Henrique Ribeiro, UTC  
 P Ian Berryman, WCU  
 RS Quinlan Washington, CIT  
 RS Dan Forlines, VMI

## 2015

### Media

#### Offense

QB Jacob Huesman, UTC  
 RB Derrick Craine, UTC  
 RB Detrez Newsome, WCU  
 OL Sam Frye, CIT  
 OL Gunnar Bromelow, SAM  
 OL Synjen Herren, UTC  
 OL Corey Levin, UTC  
 OL Anton Wahrby, WOF  
 TE Tyler Sexton, WCU  
 WR Karel Hamilton, SAM  
 WR Aaron Sanders, VMI

#### Defense

DL Mitchell Jeter, CIT  
 DL Michael Pierce, SAM  
 DL Keionta Davis, UTC  
 DL Caleb Hawkins, WCU  
 LB Cory Magwood, FUR  
 LB Nakevion Leslie, UTC  
 LB Daniel Riddle, WCU  
 DB Dee Delaney, CIT  
 DB Trey Robinson, FUR  
 DB Jamerson Blount, SAM  
 DB Lucas Webb, UTC

#### Specialists

PK Anthony Pistelli, SAM  
 P Matt Shiel, MER  
 RS Dane Forlines, VMI

## 2016

### Media

#### Offense

QB Devlin Hodges, SAM  
 RB Lorenzo Long, WOF  
 RB Tyler Renew, CIT  
 OL Nick Jeffreys, CIT  
 OL Isaiah Pinson, CIT  
 OL Bret Niederreither, MER  
 OL Corey Levin, UTC  
 OL Anton Wahrby, WOF  
 TE Ryan Swingle, VMI  
 WR Karel Hamilton, SAM  
 WR Terryon Robinson, WCU

#### Defense

DL Joe Crochet, CIT  
 DL Ahmad Gooden, SAM  
 DL Keionta Davis, UTC  
 DL Vantrel McMillan, UTC  
 DL Tyler Vaughn, WOF  
 LB Ryan Francis, VMI  
 LB Allan Cratsenberg, VMI  
 LB Nakevion Leslie, UTC  
 LB Tevin Floyd, CIT  
 DB Dee Delaney, CIT  
 DB Kaiik Williams, CIT  
 DB Omari Williams, SAM  
 DB Jaleel Green, WOF

#### Specialists

PK David Marvin, WOF  
 P David Marvin, WOF  
 RS DeAndre Scholtz, CIT

## 2017

### Coaches

#### Offense

QB Devlin Hodges, SAM  
 RB Antonio Wilcox, FUR  
 RB Detrez Newsome, WCU  
 OL Tyler Davis, CIT  
 OL Terrell Bush, FUR  
 OL Matthew Schmidt, FUR  
 OL Zach Weeks, WCU  
 OL Ross Demmel, WOF  
 TE Andy Schumpert, FUR  
 WR Kelvin McKnight, SAM  
 WR Terryon Robinson, WCU

#### Defense

DL Isaiah Buehler, MER  
 DL Ahmad Gooden, SAM  
 DL Miles Brown, WOF  
 DL Tyler Vaughn, WOF  
 LB Lee Bennett, MER  
 LB Shaheed Salmon, SAM  
 LB Tahjai Watt, WCU  
 DB Kaiik Williams, CIT  
 DB Omari Williams, SAM  
 DB Lucas Webb, UTC  
 DB Marvin Tillman, WCU  
 DB Devin Watson, WOF

#### Specialists

PK Luke Carter, WOF  
 P Ian Berryman, WCU  
 RS Chandler Curtis, MER



Defensive back Dee Delaney of The Citadel earned first-team all-conference honors from the coaches and media in 2015 and 2016.

## 2017

### Media

#### Offense

QB Devlin Hodges, SAM  
 RB Detrez Newsome, WCU  
 RB Andre Stoddard, WOF  
 OL Tyler Davis, CIT  
 OL Terrell Bush, FUR  
 OL Matthew Schmidt, FUR  
 OL Roo Daniels, WOF  
 OL Ross Demmel, WOF  
 TE Andy Schumpert, FUR  
 WR Kelvin McKnight, SAM  
 WR Terryon Robinson, WCU

#### Defense

DL Nasir Player, ETSU  
 DL Isaiah Buehler, MER  
 DL Ahmad Gooden, SAM  
 DL Miles Brown, WOF  
 LB Lee Bennett, MER  
 LB Shaheed Salmon, SAM  
 LB Allan Cratsenberg, VMI  
 DB Aron Spann III, CIT  
 DB Omari Williams, SAM  
 DB Marvin Tillman, WCU  
 DB Devin Watson, WOF

#### Specialists

PK Luke Carter, WOF  
 P Ian Berryman, WCU  
 RS Chandler Curtis, MER

## 2018

### Coaches

#### Offense

QB Devlin Hodges, SAM  
 RB Quay Holmes, ETSU  
 RB Andre Stoddard, WOF  
 OL Tyler Davis, CIT  
 OL Matt Pyke, ETSU  
 OL Bo Layton, FUR  
 OL Zach Weeks, WCU  
 OL Justus Basinger, WOF  
 TE Owen Cosenke, WCU  
 WR Kelvin McKnight, SAM  
 WR Bryce Nunnally, UTC

#### Defense

DL Nasir Player, ETSU  
 DL Ahmad Gooden, SAM  
 DL Isaiah Mack, UTC  
 DL Miles Brown, WOF  
 LB Noah Dawkins, CIT  
 LB Jared Folks, ETSU  
 LB Dylan Weigel, ETSU  
 DB Aron Spann III, CIT  
 DB Tyree Robinson, ETSU  
 DB Brandon Dowdell, UTC  
 DB Kareem Orr, UTC

#### Specialists

PK Grayson Atkins, FUR  
 P Matthew Campbell, CIT  
 RS DeJuan Bell, FUR

## 2018

### Media

#### Offense

QB Devlin Hodges, SAM  
 RB Quay Holmes, ETSU  
 RB Andre Stoddard, WOF  
 OL Tyler Davis, CIT  
 OL Matt Pyke, ETSU  
 OL Austin Sanders, MER  
 OL Zach Weeks, WCU  
 OL Michael Ralph, WOF  
 OL Justus Basinger, WOF  
 TE Owen Cosenke, WCU  
 WR Kelvin McKnight, SAM  
 WR Bryce Nunnally, UTC

#### Defense

DL Joseph Randolph II, CIT  
 DL Nasir Player, ETSU  
 DL Ahmad Gooden, SAM  
 DL Isaiah Mack, UTC  
 DL Miles Brown, WOF  
 LB Dylan Weigel, ETSU  
 LB Adrian Hope, FUR  
 LB Mitchell Chancey, WCU  
 DB Jeremy Lewis, ETSU  
 DB Tyree Robinson, ETSU  
 DB Kareem Orr, UTC  
 DB Marvin Tillman, WCU  
 DB George Gbese, WOF

#### Specialists

PK Grayson Atkins, FUR  
 P Matthew Campbell, CIT  
 RS DeJuan Bell, FUR

## 2019

### Coaches

#### Offense

QB Joe Newman, WOF  
 RB Ailym Ford, UTC  
 RB Alex Ramsey, VMI  
 OL Ben Blackmon, ETSU  
 OL Bo Layton, FUR  
 OL Nick Nixon, SAM  
 OL Justus Basinger, WOF  
 OL Blake Jeresaty, WOF  
 TE Nate Adkins, ETSU  
 WR Raleigh Webb, CIT  
 WR Bryce Nunnally, UTC  
 WR Jakob Herres, VMI

#### Defense

DL Joseph Randolph II, CIT  
 DL Nasir Player, ETSU  
 DL Adrian Hope, FUR  
 DL Devonsha Maxwell, UTC  
 LB Willie Eubanks III, CIT  
 LB John Staton, SAM  
 LB Jireh Wilson, WOF  
 DB Artevius Smith, ETSU  
 DB Bryan Okeh, FUR  
 DB Brandon Dowdell, UTC  
 DB A.J. Smith, VMI

## Specialists

PK Grayson Atkins, FUR  
 P Matt Campbell, CIT  
 RS David Durden, MER

## 2019

### Media

#### Offense

QB Joe Newman, WOF  
 RB Devin Wynn, FUR  
 RB Alex Ramsey, VMI  
 OL Drew McEntyre, CIT  
 OL Bo Layton, FUR  
 OL Nick Nixon, SAM  
 OL Justus Basinger, WOF  
 OL Michael Ralph, WOF  
 TE Chris James, UTC  
 WR Bryce Nunnally, UTC  
 WR Jakob Herres, VMI

#### Defense

DL Joseph Randolph II, CIT  
 DL Nasir Player, ETSU  
 DL Devonsha Maxwell, UTC  
 DL Michael Mason, WOF  
 LB Willie Eubanks III, CIT  
 LB John Staton, SAM  
 LB Marshall Cooper, UTC  
 LB Jireh Wilson, WOF  
 DB Artevius Smith, ETSU  
 DB Eric Jackson, MER  
 DB Brandon Dowdell, UTC  
 DB A.J. Smith, VMI  
 DB JerMichael White, WCU

#### Specialists

PK Grayson Atkins, FUR  
 P Matt Campbell, CIT  
 RS David Durden, MER

# ALL-FRESHMAN TEAMS



## 2008

### Offense

Ben Jordan, Appalachian State  
Brian Quick, Appalachian State  
Asheton Jordan, The Citadel  
David Hendrix, Furman  
Tersoo Uhaa, Furman  
Adam Urbano, Georgia Southern  
Riley Hawkins, Samford  
**Dustin Taliaferro, Samford**  
Zack Jaynes, Western Carolina  
Quan Warley, Western Carolina  
Eric Breitenstein, Wofford

### Defense

Ed Gaineey, Appalachian State  
Lanston Tanyi, Appalachian State  
Demontrelle Smith, The Citadel  
Joshua Jones, Elon  
Jordan Griffin, Furman  
Ryan Steed, Furman  
Dion Dubose, Georgia Southern  
Derek Heyden, Georgia Southern  
J.B. Shippy, Georgia Southern  
K.R. Snipes, Georgia Southern  
John Julien, Western Carolina

### Specialists

Charlie Edwards, Georgia Southern  
Adrian Mora, Georgia Southern  
Blake Cain, Western Carolina

## 2009

### Offense

Tommy Edwards, The Citadel  
Van Dyke Jones, The Citadel  
Miguel Starks, The Citadel  
Jeremy Peterson, Elon  
Jerry Williams, Furman  
Patrick Barker, Georgia Southern  
Jamere Valentine, Georgia Southern  
George Allers, Samford  
Charlie Sanford, Samford  
Chris Awuah, Chattanooga  
**Michael Johnson, Western Carolina**

### Defense

Michael Frazier, Appalachian State  
Justin Lloyd, Appalachian State  
Chris Billingslea, The Citadel  
Joseph Boateng, The Citadel  
Dale Riley, Elon  
Josh Lynn, Furman  
Nathan Wade, Furman  
Darius Eubanks, Georgia Southern  
Brent Russell, Georgia Southern  
Joshua Williams, Chattanooga  
SeQuan Stanley, Wofford

### Specialists

Sam Martin, Appalachian State  
Adam Shreiner, Elon  
Cameron Yaw, Samford

## 2010

### Offense

Terrance Martin, The Citadel  
Kierre Brown, Elon  
Dakota Dozier, Furman  
Robert Brown, Georgia Southern  
Dorian Byrd, Georgia Southern  
Kelsey Pope, Samford  
Quin Roberson, Samford  
Fabian Truss, Samford  
Marlon Anthony, Chattanooga  
Keon Williams, Chattanooga  
Deja Alexander, Western Carolina

### Defense

Patrick Blalock, Appalachian State  
Derek Douglas, The Citadel  
Brandon Brant, Elon  
Shawn Boone, Furman  
Josh Gebhardt, Georgia Southern  
D.J. Key, Chattanooga  
Gunner Miller, Chattanooga  
**Kadeem Wise, Chattanooga**  
Randy Pressley, Western Carolina  
Mike McCrimon, Wofford  
James Zotto, Wofford

### Specialists

Ray Early, Furman  
Kasey Redfern, Wofford  
Sidney Rhodes, Western Carolina

## 2011

### Offense

Alex Acey, Appalachian State  
Aaron Miller, The Citadel  
Austin Sowell, Elon  
Charles Emert, Furman  
Manrey Saint Amour, Georgia Southern  
**Dominique Swope, Georgia Southern**  
Kelvin Clay, Samford  
Marquis Green, Chattanooga  
**Terrell Robinson, Chattanooga**  
Faysal Shafaat, Chattanooga  
Shaun Warren, Western Carolina

### Defense

Ronald Blair, Appalachian State  
Doug Middleton, Appalachian State  
Rock Muhammad, The Citadel  
Jonathan Spain, Elon  
Tyreek Phillips, Furman  
Gary Wilkins, Furman  
Deion Stanley, Georgia Southern  
Josh Freeman, Chattanooga  
Keyon Reed, Chattanooga  
Davis Tull, Chattanooga  
Ace Clark, Western Carolina  
Tarek Odem, Wofford

### Specialists

Greg Peranich, Samford  
Nick Pollard, Chattanooga

## 2012

### Offense

Shaq Counts, Appalachian State  
Malachi Jones, Appalachian State  
**Sean Price, Appalachian State**  
Tracey Coppedge, Elon  
Reese Hannon, Furman  
Jordan Snellings, Furman  
Joe Turner, Furman  
Tony Philpot, Samford  
Jacob Huesman, Chattanooga  
Darius Ramsey, Western Carolina  
Troy Mitchell, Western Carolina

### Defense

Stephen Burns, Appalachian State  
Davante Harris, Appalachian State  
Mitchell Jeter, The Citadel  
James Riley, The Citadel  
Mark Thomas, The Citadel  
Reggie Thomas, Furman

Patrick Flowe, Georgia Southern  
James Bradberry, Samford  
Trey Wesley, Samford  
Sertonuse Harris, Western Carolina  
Jaleel Lorquet, Western Carolina

### Specialists

Alex Hanks, Georgia Southern  
Cam Flowers, Wofford  
Danny LaMontagne, Furman

## 2013

### Offense

**Marcus Cox, Appalachian State**  
B.J. Bennett, Elon  
Marcus Anderson, Furman  
Andrej Suttles, Furman  
Garry Ellison, Georgia Southern  
Karel Hamilton, Samford  
Derrick Craine, Chattanooga  
Corey Levin, Chattanooga  
Michael Helms Jr., Western Carolina  
Garry Lewis, Western Carolina  
Willie Police, Western Carolina  
Anton Wahrby, Wofford

### Defense

Kennan Gilchrist, Appalachian State  
Alex Gray, Appalachian State  
John Law, Appalachian State  
Tevin Floyd, The Citadel  
John Silas, Elon  
Trey Robinson, Furman  
T.J. Warren, Furman  
Jared Holloway, Samford  
Keionta Davis, Chattanooga  
Bryson Jordan, Western Carolina  
Trey Morgan, Western Carolina

### Specialists

Bentlee Crichter, Appalachian State  
David Petroni, Elon  
Younghoe Koo, Georgia Southern  
Warren Handrahan, Samford

## 2014

### Offense

Cam Jackson, The Citadel  
Isiaha Smith, The Citadel  
P.J. Blazejewski, Furman  
Alex Lakes, Mercer  
Malik Johns, Samford  
Richardre Bagley, Chattanooga

Jacob Revis, Chattanooga  
Hunter Townson, Chattanooga  
**Al Cobb, VMI**  
Detrez Newsome, Western Carolina  
Davis Lenoir, Wofford

### Defense

Dee Delaney, The Citadel  
Austin Barrett, Mercer  
Kyle Williams, Mercer  
Shaheed Salmon, Samford  
Tavon Lawson, Chattanooga  
Lucas Webb, Chattanooga  
Trevor Wright, Chattanooga  
Greg Sanders, VMI  
Derrick Davis, Western Carolina  
Daniel Riddle, Western Carolina  
Terrance Morris, Wofford

### Specialists

Jon Croft Hollingsworth, Furman  
Chandler Curtis, Mercer  
Detrez Newsome, Western Carolina  
David Marvin, Wofford

## 2015

### Offense

Tyler Davis, The Citadel  
Evan McField, The Citadel  
Triston Luke, Furman  
Marquise Irvin, Mercer  
Jimmie Robinson, Mercer  
Sam Walker, Mercer  
Devlin Hodges, Samford  
**Kelvin McKnight, Samford**  
Daunte Mauck, VMI  
Nathan Dalton, Western Carolina  
Zach Weeks, Western Carolina

### Defense

Ken Allen, The Citadel  
Quinlan Washington, The Citadel  
Aaquil Annoor, Furman  
Jaylan Reid, Furman  
Isaiah Buehler, Mercer  
Ahmad Gooden, Samford  
C.J. Fritz, Chattanooga  
Isaiah Mack, Chattanooga  
Montrell Pardue, Chattanooga  
Marvin Tillman, Western Carolina  
Miles Brown, Wofford

### Specialists

Jimmie Robinson, Mercer  
Ian Berryman, Western Carolina  
Logan Howard, Western Carolina

## 2016

### Offense

Drew McEntyre, The Citadel  
Ben Blackmon, ETSU  
Tim Coleman, Furman  
Thomas Gordon, Furman  
TaDarryl Marshall, Samford  
Nick Nixon, Samford  
Malcolm White, Chattanooga  
Javean Lara, VMI  
Daz Palmer, VMI  
**Tyrie Adams, Western Carolina**  
Walker Lanning, Western Carolina  
Aubrey Payne, Western Carolina

### Defense

Khafari Buffalo, The Citadel  
Jason Maduafokwa, ETSU  
Nasir Player, ETSU  
Will Coneway, Mercer  
Eric Jackson, Mercer  
Dorian Kithcart, Mercer  
Jalen Nash, Samford  
George Gbese, Wofford  
Mikel Horton, Wofford  
DT Wilson, Wofford  
Jireh Wilson, Wofford

### Specialists

Jacob Godek, The Citadel  
Colin Brewer, Chattanooga  
Connell Young, Western Carolina

## 2017

### Offense

Jonathan Cole, The Citadel  
Jon Barrett Lewis, The Citadel  
Brandon Rainey, The Citadel  
Reed Kroeber, Furman  
Darius Morehead, Furman  
**Kaelan Riley, Mercer**

Montrell Washington, Samford  
Mike Williams, Samford  
Cole Copeland, Chattanooga  
Kris Thornton, VMI  
Donnavan Spencer, Western Carolina

### Defense

Blake Bockrath, ETSU  
Reynard Ellis, Furman  
Elijah McCoy, Furman  
Malique Fleming, Mercer  
Sidney Otiwu, Mercer  
Koi Freeman, Samford  
Brett Granger, Samford  
Jerrell Lawson, Chattanooga  
A.J. Smith, VMI  
Michael Murphy, Western Carolina  
Deon Priestler, Wofford

### Specialists

Grayson Atkins, Furman  
Brandon Dowdell, Chattanooga  
Victor Ulmo, Chattanooga

## 2018

### Offense

Haden Haas, The Citadel  
Clay Harris, The Citadel  
**Quay Holmes, ETSU**  
Jacob Saylor, ETSU  
Tremond Shorts, ETSU  
Corey Watkins, Furman  
David Durden, Mercer  
Robert Riddle, Mercer  
DeMarcus Ware, Samford  
Marshall Gill, VMI  
Jakob Herres, VMI

### Defense

Chris Beverly, The Citadel  
Mason Kinsey, The Citadel  
Adrian Hope, Furman  
Nathan East, Samford  
Jaylan Jordan, Samford  
Jordan Montgomery, Samford  
Devonsha Maxwell, Chattanooga  
Ethan Caselberry, VMI  
Brett Howell, VMI  
Colin Loftis, VMI  
Ronald Kent Jr., Western Carolina

### Specialists

Matthew Campbell, The Citadel  
**Quay Holmes, ETSU**  
Dequan Bell, Furman  
Mitchell Fineran, Samford

## 2019

### Offense

Will Huzzie, ETSU  
Devin Abrams, Furman  
Wayne Anderson, Furman  
Darren Grainger, Furman  
Evan Jumper, Furman  
Yahsyn McKee, Mercer  
Jay Stanton, Samford  
A.J. Toney, Samford  
**Ailym Ford, Chattanooga**  
Leroy Thomas, VMI  
Jacquez Allen, Wofford

### Defense

Hasan Black, The Citadel  
Donovan Manuel, ETSU  
Josh Agbenou, Furman  
Travis Blackshear, Furman  
Braden Gilby, Furman  
Richie Coffey, Mercer  
TriMarcus Cheeks, Samford  
Kameron Brown, Chattanooga  
Aljareek Malry, VMI  
Keyvaun Cobb, Wofford  
Michael Mason, Wofford

### Specialists

Tyler Keltner, ETSU  
Caleb Dowden, Mercer  
Zach Lassiter, Mercer  
Julian Pletz, Western Carolina

**Freshman of the Year listed in bold italics**



Western Carolina's Tyrie Adams was the SoCon Freshman of the Year in 2016. He finished fourth the STATS Jerry Rice Award voting.





# PLAYERS OF THE WEEK

In 1963, the Southern Conference began naming players of the week. The conference named a lineman and a back to honor each week.

## 1963

- S 14 L - Joe Kessel, UR
- B - Danny Donovan, FUR
- S 21 L - Joe Staub, VMI
- B - Bob Schweickert, VT
- S 28 L - Lynn Jones, VT
- B - Nick DiLoreto, CIT
- O 5 L - Vince Petno, CIT
- B - Dick Drummond, GWU
- O 12 L - Tommy Marvin, VT
- B - Jerry Yost, WVU
- O 19 L - John Gettys, FUR
- B - Bob Schweickert, VT
- O 26 L - Charlie Cole, VMI
- B - Merv Holland, GWU
- N 2 L - Steve Kush, WVU
- B - Bob Schweickert, VT
- N 9 L - Craig Smith, WM
- B - Ronnie Smith, UR
- N 16 L - Burton Mack Rodgers, VT
- B - Charlie Weaver, WM
- N 28 L - Bill Welsh, VMI
- B - Bob Schweickert, VT

## 1964

- S 19 L - Joe Missar, CIT
- B - Chuck Albertson, WM
- S 26 L - John Hilton, UR
- B - Steve Heckard, DAV
- O 3 L - Joe Missar, CIT
- B - Steve Welpott, GWU
- O 10 L - Tim Crawford, FUR
- B - Bob Schweickert, VT
- O 17 L - Milt Clegg, WVU
- B - Ronnie Smith, UR
- O 24 L - Ken Whitley, VT
- B - Bob Schweickert, VT
- O 31 L - Doug McNeil, GWU
- B - Allen McCune, WVU
- N 7 L - Don Young, WVU
- B - Bob Schweickert, VT
- N 14 L - Mitch Foster, CIT
- B - Allen McCune, WVU
- N 21 L - Milt Clegg, WVU
- B - Allen McCune, WVU
- N 26 L - Jeff Craig, WM
- B - Sonny Utz, VT

## 1965

- S 18 L - Pack Hindsley, DAV
- B - Mike Holloran, GWU
- S 26 L - George Pearce, WM
- B - Allen McCune, WVU
- O 2 L - Walker Kimbell, FUR
- B - Garrett Ford, WVU
- O 9 L - George Pearce, WM
- B - Bill Bailey, ECU
- O 16 L - John Turner, VMI
- B - Dan Darragh, WM
- O 23 L - George Pearce, WM
- B - George Richardson, ECU
- O 30 L - Tony Buccino, WM
- B - Bob Buzzell, FUR
- N 6 L - Ernie Wheeler, WVU
- B - Hill Ellett, VMI
- N 13 L - John McPaul, ECU
- B - Dusty Chichester, FUR
- N 20 L - George Pearce, WM
- B - Dick Lethridge, WVU
- N 25 L - Pack Hindsley, DAV
- B - Hill Ellett, VMI

## 1966

- S 17 L - Don Taylor, VMI
- B - Jimmy Poole, DAV
- S 24 L - Robbie Hahn, FUR
- B - Garrett Ford, WVU
- O 1 L - Kevin Moran, ECU
- B - Steve Molnar, GWU
- O 8 L - Kenneth Doyen, GWU
- B - Dan Darragh, WM
- O 15 L - Adin Brown, WM
- B - Marty Fuller, WM
- O 22 L - Paul Janssen, GWU
- B - Larry Zurich, UR
- O 29 L - Joe Neilson, WM
- B - Jim Secret, WVU

- N 5 L - John Mallory, WVU
- B - Jimmy Poole, DAV
- N 12 L - Chuck Albertson, WM
- B - Jay Goolsby, CIT
- N 19 L - Terry O'Toole, WM
- B - Dan Darragh, WM

In 1967, the Southern Conference changed the player-of-the-week format to honor an offensive and defensive player each week.

## 1967

- S 9 O - Ken Juskowich, WVU
- D - Chip Young, WM
- S 16 O - Charlie Bishop, VMI
- D - Dick Collins, FUR
- S 23 O - Kerry Keith, DAV
- D - George Wheeler, ECU
- S 30 O - Jim Friedl, CIT
- D - Wayne Collins, UR
- O 7 O - Dan Darragh, WM
- D - Joe Isaac, CIT
- O 14 O - Ted Zychowski, WM
- D - Pat Turchetta, UR
- O 21 O - Dan Darragh, WM
- D - Danny Williamson, WVU
- O 28 O - Jay Goolsby, CIT
- D - Harvey Bauguess, FUR
- N 4 O - Clyde Hewell, FUR
- D - George Wheeler, ECU
- N 11 O - Robbie Hahn, FUR
- D - Kerr Kump, VMI
- N 18 O - Joe Kellum, UR
- D - Harvey Bauguess, FUR

## 1968

- S 14 O - Jimmy Adkins, ECU
- D - Winston Whitehead, UR
- S 21 O - Jimmy Jordan, FUR
- D - Burt Waite, WM
- S 28 O - Jim McMillan, CIT
- D - Pat Turchetta, UR
- O 5 O - Gordon Slade, DAV
- D - Paul Fraim, VMI
- O 12 O - Gordon Slade, DAV
- D - Dick Irvin, UR
- O 19 O - Buster O'Brien, UR
- D - Jim Rathbun, CIT
- O 26 O - Mike Kelly, DAV
- D - Dave Holland, WM
- N 2 O - Terry Morton, WM
- D - John Kenerleder, FUR
- N 9 O - Buster O'Brien, UR
- D - John Griffin, VMI
- N 16 O - Tony Passander, CIT
- D - Buster O'Brien, UR
- D - Ken Diaz, CIT
- N 30 O - Walker Gillette, UR
- D - Jim Flowe, ECU

## 1969

- S 20 O - Walker Gillette, UR
- D - Chuck Cross, FUR
- S 27 O - Ed Terry, DAV
- D - Dave Holland, WM
- O 4 O - Tony Passander, CIT
- D - Dick Irvin, UR
- O 11 O - Gordon Slade, DAV
- D - Ken Therothrow, DAV
- O 18 O - Charlie Richards, UR
- D - Steve Butler, DAV
- O 25 O - Tony Passander, CIT
- D - Jim Lee, CIT
- N 1 O - Walker Gillette, UR
- D - Pat Turchetta, UR
- N 8 O - Gordon Slade, DAV
- D - Ken Therothrow, DAV
- N 15 O - George Hannan, DAV
- D - Dick Irvin, UR
- N 22 O - Butch Colson, ECU
- D - Mel Medved, UR

## 1970

- S 12 O - Charlie Richards, UR
- D - Jerry Acuff, VMI
- S 19 O - Bob Herb, WM
- D - George Whitley, ECU
- S 26 O - Bob Duncan, CIT
- D - Ken Therothrow, DAV
- O 3 O - Phil Mosser, WM
- D - Rich Peeler, ECU
- O 10 O - Pat Carroll, FUR

- D - Jeff Varnadoe, CIT
- O 17 O - Steve Crislip, FUR
- D - Wally Ake, WM
- O 24 O - Charlie Richards, UR
- D - Jimmy King, CIT
- O 31 O - Mike Mikolayunas, DAV
- D - John Barelli, UR
- N 7 O - Phil Mosser, WM
- D - Mike Mills, ECU
- N 14 O - Bob Herb, WM
- D - Chuck Cross, FUR
- O - Steve Regan, WM
- D - Jeff Varnadoe, CIT

## 1971

- S 11 O - Phil Mosser, WM
- D - Woody Montgomery, DAV
- S 18 O - Mac Bowman, VMI
- D - Paul Scolaro, WM
- S 25 O - Brian Baima, CIT
- D - Pat Kelly, UR
- O 2 O - Dennis Cambal, WM
- D - Robin Hogue, ECU
- O 9 O - Phil Mosser, WM
- D - Monty Kiernan, ECU
- O 16 O - Ken Nichols, UR
- D - Mike Fabian, FUR
- O 23 O - Billy Wallace, ECU
- D - Jeff Varnadoe, CIT
- O 30 O - John Gargano, WM
- O - David Knight, WM
- D - Jack Patterson, ECU
- N 6 O - John Casazza, ECU
- D - Monty Kiernan, ECU
- N 13 O - Billy Meyers, UR
- D - Keith Dooley, UR
- N 20 O - Ken Nichols, UR
- D - John Nugent, UR

## 1972

- S 9 O - Doug Gerhart, WM
- D - Woody Montgomery, DAV
- S 16 O - Greg Troupe, ECU
- D - Allan Melton, CIT
- S 23 O - Carl Summerell, ECU
- D - Rusty Markland, ECU
- S 30 O - Bill Deery, WM
- D - Bob Loprete, UR
- O 7 O - Carlester Crumpler, ECU
- D - Eddie Womack, DAV
- O 14 O - Dave Ingold, DAV
- D - Norman Seabrooks, CIT
- O 21 O - Billy Meyers, UR
- D - Ron Reynolds, APP
- O 28 O - David Knight, WM
- D - Danny Kepley, ECU
- N 4 O - Mac Bowman, VMI
- D - Mark Shelton, UR
- N 11 O - Carlester Crumpler, ECU
- D - Terry Stoughton, ECU
- N 18 O - Billy Meyers, UR
- D - Phil Upton, VMI

## 1973

- S 8 O - Tom Waechter, WM
- D - Rusty Holt, CIT
- S 15 O - Harry Lynch, CIT
- D - Kenny Moore, ECU
- S 22 O - Dick Pawlewicz, WM
- D - Vic Moye, UR
- S 29 O - Bob Allen, UR
- D - Gary Godette, ECU
- O 6 O - Bill Deery, WM
- D - Gene Williams, VMI
- O 13 O - Harry Knight, UR
- D - Jim Roberts, CIT
- O 20 O - David Harper, DAV
- D - Pat Kelly, UR
- O 27 O - David Harper, DAV
- D - David Webb, APP
- N 3 O - Carlester Crumpler, ECU
- D - Gary Niklason, ECU
- N 10 O - Carl Summerell, ECU
- D - Danny Kepley, ECU
- N 17 O - Carlester Crumpler, ECU
- D - Ed Amrhein, UR

## 1974

- S 14 O - Harry Knight, UR
- D - Brian Ruff, CIT
- S 21 O - Bill Deery, WM

- D - Danny Kepley, ECU
- S 28 O - Ronnie Moore, VMI
- D - Curtis Boyd, FUR
- O 5 O - Andrew Johnson, CIT
- D - John Willison, VMI
- O 12 O - Charles Elvington, FUR
- D - Phil Upton, VMI
- O 19 O - Jerry Harmon, APP
- D - Fred Snipes, APP
- O 26 O - Ken Strayhorn, ECU
- D - Brian Ruff, CIT
- N 2 O - Joe Parker, APP
- D - Mike Copley, UR
- N 9 O - Harry Knight, UR
- D - Mike Copley, UR
- N 16 O - Andrew Johnson, CIT
- D - Julius Thomas, APP
- N 23 O - Bill Deery, WM
- D - Phil Upton, VMI

## 1975

- S 13 O - Emmitt Hamilton, APP
- D - Glen Jones, VMI
- S 20 O - Calvin Simon, APP
- D - Julius Thomas, APP
- S 27 O - Ronnie Moore, VMI
- D - Brian Ruff, CIT
- O 4 O - Dave Taylor, UR
- D - Gilbert Rossie, APP
- O 11 O - Larry Robinson, FUR
- D - Brian Ruff, CIT
- O 18 O - Emmitt Hamilton, APP
- D - Mike Andrus, UR
- O 25 O - Mike Weaver, ECU
- D - Jim Bolding, ECU
- N 1 O - John Palazeti, UR
- D - Harold Fort, ECU
- N 8 O - Robbie Price, APP
- D - Dickie Carey, UR
- N 15 O - Joe Summral, CIT
- D - Brian Ruff, CIT
- N 22 O - Tom Rozantz, WM
- D - Jim Ryan, WM

## 1976

- S 11 O - Jim Kruis, WM
- D - Brian Ruff, CIT
- S 18 O - Keith Fimian, WM
- D - Joe Agee, WM
- S 25 O - Raymond Jones, ECU
- D - Ralph Ferguson, CIT
- O 2 O - Tom Rozantz, WM
- D - Gerald Hall, ECU
- O 9 O - Pete Conaty, ECU
- D - Greg James, CIT
- O 16 O - Jim Kruis, WM
- D - Brian Ruff, CIT
- O 23 O - Tom Rozantz, WM
- D - Brian Ruff, CIT
- O 30 O - Scott McConnell, APP
- D - Greg Arnett, VMI
- N 6 O - Tom Rozantz, WM
- D - Reggie Pinkney, ECU
- N 13 O - Larry Robinson, FUR
- D - Scott Hays, WM
- N 20 O - Mike Weaver, ECU
- D - Harold Randolph, ECU

## 1977

- S 10 O - Craig Jones, VMI
- D - Kenny Mitchell, UTC
- S 17 O - C.W. Geiger, MAR
- D - Ronnie Powe, UTC
- S 24 O - Mike Pusey, WCU
- D - Joey Brison, MAR
- O 1 O - Emmitt Hamilton, APP
- D - Pat Murphy, APP
- O 8 O - Andre Gibson, VMI
- D - no nominations
- O 15 O - David Henderson, FUR
- D - Gary McNeal, VMI
- O 22 O - Wayne Tolleson, WCU
- D - Bobby Church, FUR
- O 29 O - Tony Meredino, UTC
- D - Ricky Smith, WCU
- N 5 O - Robby Clark, VMI
- D - Kenny Caldwell, CIT
- N 12 O - Darrell Lipford, WCU
- D - Tony Starks, CIT
- N 19 O - Mike Pusey, WCU
- D - Felix Hooks, CIT

#SoConFB

# PLAYERS OF THE WEEK



- 1978**
- S 9** O – Mike Pusey, WCU  
D – George Elliott, MAR
- S 16** O – Steve Brown, APP  
D – Kurt Woerner, UTC
- S 23** O – Mark Slawson, CIT  
D – Pat Murphy, APP
- S 30** O – Steve Brown, APP  
D – Ty Smith, WCU
- O 7** O – Tony Merendino, UTC  
D – Kenny Caldwell, CIT
- O 14** O – Jeff Norman, WCU  
D – Mike Alston, VMI
- O 21** O – Eddie Estes, APP  
D – John Creager, UTC
- O 28** O – David Henderson, FUR  
D – Thomas Gunn, WCU
- N 4** O – Gerald Harp, WCU  
D – Ty Smith, WCU
- N 11** O – Mark Stowers, FUR  
D – Scott Wages, CIT
- N 18** O – Scott McConnell, APP  
D – Jerry Scott, FUR
- 1979**
- S 8** O – Gwain Durden, UTC  
D – John Strong, WCU
- S 15** O – Mike Pusey, WCU  
D – Willis Yates, UTC
- S 22** O – Gwain Durden, UTC  
D – Scott Wages, CIT
- S 29** O – Tim Russell, CIT  
D – Ricky Smith, WCU
- O 6** O – Floyd Allen, VMI  
D – John Creager, UTC
- O 13** O – Mark Hutsell, ETSU  
D – Ron Phillips, ETSU
- O 20** O – Stump Mitchell, CIT  
D – Jeff Snipes, FUR
- O 27** O – Floyd Allen, VMI  
D – Charles Stein, ETSU
- N 3** O – Tim Sorrells, FUR  
D – Al McCloud, UTC
- N 10** O – Mike Smith, UTC  
D – Bruce Gheesling, FUR
- N 17** O – Tim Russell, CIT  
D – Eddie Estes, WCU
- 1980**
- S 6** O – Rick Beasley, APP  
D – Bruce Kitchen, VMI
- S 13** O – Mike Glenn, FUR  
D – Melvin Rucker, VMI
- S 20** O – Gwain Durden, UTC  
D – Richard Ward, UTC
- S 27** O – Steve Brown, APP  
D – Sedrick Brown, CIT
- O 4** O – Stump Mitchell, CIT  
D – Willis Yates, UTC
- O 11** O – Stump Mitchell, CIT  
D – Steve O'Neill, FUR
- O 8** O – Joe Burke, UTC  
D – Kris Timmons, VMI
- O 25** O – Steve Bishop, FUR  
D – Kevin Morgan, FUR
- N 1** O – Tim Sorrells, FUR  
D – Bruce Gheesling, FUR
- N 8** O – Stump Mitchell, CIT  
D – Jesse Bandy, MAR
- N 15** O – Ron Mixon, WCU  
D – Melvin Rucker, VMI
- N 22** O – Tony Jackson, UTC  
D – Jeff Snipes, FUR
- 1981**
- S 12** O – Floyd Allen, VMI  
D – Jim Devine, MAR
- S 19** O – Stan Goodson, APP  
D – Les Dunnaville, VMI
- S 26** O – Danny Miller, CIT  
D – Bruce Gheesling, FUR
- O 3** O – Steve Woods, UTC  
D – Mike Smith, ETSU
- O 10** O – Stanford Jennings, FUR  
D – Bruce Gheesling, FUR
- O 17** O – Scott Nault, ETSU  
D – Willis Yates, UTC
- O 24** O – Floyd Allen, VMI  
D – Johnny Williams, WCU
- O 31** O – Ron Mixon, WCU  
D – Steve Kurtz, UTC
- N 7** O – Larry Fourqurean, MAR

- N 14** D – Bruce Gheesling, FUR  
O – Anthony James, WCU
- N 21** D – Melvin Rucker, VMI  
O – Byron Walker, CIT  
D – Melvin Rucker, VMI
- 1982**
- S 4** O – Larry Fourqurean, MAR  
D – Glenn Bates, MAR
- S 11** O – Tom Radle, VMI  
D – Nathan Williams, WCU
- S 18** O – Dean Biasucci, WCU  
D – Gib McEachran, FUR
- S 25** O – Jack Teichmann, UTC  
D – Kenny Washington, UTC
- O 2** O – Stan Goodson, APP  
D – John Zemina, FUR
- O 9** O – Gerald Toney, CIT  
D – Ernest Gibson, FUR
- O 16** O – Anthony James, WCU  
D – Billy Hall, FUR
- O 23** O – Anthony James, WCU  
D – Shannon DePew, ETSU
- O 30** O – Stan Goodson, APP  
D – Richard Dukes, WCU
- N 6** O – Artis Edwards, UTC  
D – Glenn Bates, MAR
- N 13** O – Stanford Jennings, FUR  
D – Barry Smith, VMI
- N 20** O – Jerry Butler, ETSU  
D – Shannon DePew, ETSU
- 1983**
- S 3** O – Bill Van Aman, APP  
D – Joel Carter, APP
- S 10** O – Robert Hill, CIT  
D – Gary Zingler, ETSU
- S 17** O – Stanford Jennings, FUR  
D – David McCrary, UTC
- S 24** O – Robert Hill, CIT  
D – Troy Phillips, FUR
- O 1** O – Randy Joyce, APP  
D – Richard Dukes, WCU
- O 8** O – Larry Fourqurean, MAR  
D – Glenn Richardson, UTC
- O 15** O – Ralph Potter, UTC  
D – Mark Bridgeman, FUR
- O 22** O – David Charpia, FUR  
D – George Milton, CIT
- O 29** O – Jack Borders, FUR  
D – Ricky Pate, WCU
- N 5** O – David Charpia, FUR  
D – Miles Nicholson, WCU
- N 12** O – Herman Jacobs, ETSU  
D – Mark Bridgeman, FUR
- N 19** O – Leonard Williams, WCU  
D – Buck Coatney, FUR
- 1984**
- S 1** O – Robbie Gardner, FUR  
D – Rock Hurst, FUR
- S 8** O – Jerry Butler, ETSU  
D – Louis Cooper, WCU
- S 15** O – Carl Fodor, MAR  
D – Rock Hurst, FUR
- S 22** O – Carl Fodor, MAR  
D – Tiger Greene, WCU
- S 29** O – Artis Edwards, UTC  
D – Glenn Richardson, UTC
- O 6** O – Jeff Gilbert, WCU  
D – David Ferrell, ETSU
- O 13** O – Robert Surratt, MAR  
D – Jerome Norris, FUR
- O 20** O – Robert Hill, CIT  
D – Dino Hackett, APP
- O 27** O – Jeff Gilbert, WCU  
D – Tiger Greene, WCU
- N 3** O – Robbie White, ETSU  
D – Gary Zingler, ETSU
- N 10** O – Mitch Fontenot, UTC  
D – David McCrary, UTC
- N 17** O – John Settle, APP  
D – Phillip Aldridge, UTC
- 1985**
- S 7** O – John Settle, APP  
D – Glenn Richardson, UTC
- S 14** O – Tim Sanders, APP  
D – Todd Brown, MAR
- S 21** O – John Settle, APP  
D – Dino Hackett, APP
- S 28** O – Bobby Lamb, FUR

- O 5** D – Dino Hackett, APP  
O – Alan Evans, UTC
- O 12** O – Bobby Lamb, FUR  
D – Mike Mayo, VMI
- O 19** O – Brian Jager, FUR  
D – Phillip Aldridge, UTC
- O 26** O – Al Comer, VMI  
D – Dino Hackett, APP
- N 2** O – Tim Couch, UTC  
D – Joel Thompson, CIT
- N 9** O – John Settle, APP  
D – Dino Hackett, APP
- N 16** O – Tim Couch, UTC  
D – Chris Melick, APP
- N 23** O – Bobby Lamb, FUR  
D – Dino Hackett, APP
- 1986**
- S 6** O – John Settle, APP  
D – Jeff Blankenship, FUR
- S 13** O – Willie Perkins, WCU  
D – Darryl Gardner, FUR
- S 20** O – Herman Jacobs, ETSU  
D – Tim Settle, FUR
- S 27** O – Keith Moore, FUR  
D – Darryl Gardner, FUR
- O 4** O – John Settle, APP  
D – Rick Harris, ETSU
- O 11** O – David Brown, VMI  
D – Kenny Blacknell, APP
- O 18** O – Tony Petersen, MAR  
D – Everett Spellman, WCU
- O 25** O – John Settle, APP  
D – Kenny Peebles, WCU
- N 1** O – Mike Barber, MAR  
D – Stan Hall, MAR
- N 8** O – John Settle, APP  
D – Junior Jackson, UTC
- N 15** O – Kirk Roach, WCU  
D – Albert English, ETSU
- N 22** O – Mark Stock, VMI  
D – Darryl Gardner, FUR
- 1987**
- S 5** O – Jeff Morgan, ETSU  
D – David Freeland, APP
- S 12** O – Chris Speaks, FUR  
D – Jerome Merrill, UTC
- S 19** O – Tony Petersen, MAR  
D – J.D. Cauthen, CIT
- S 26** O – Stan Nix, UTC  
D – Scott Arant, WCU
- O 3** O – John Bagwell, FUR  
D – Julius Dixon, FUR
- O 10** O – Tony Petersen, MAR  
D – Kelly Smith, FUR
- O 17** O – Mark Smith, WCU  
D – Reggie Solomon, UTC
- O 24** O – Tim Sanders, APP  
D – Leonard Lee, APP
- O 31** O – Tommy Burriss, CIT  
D – Mark Snyder, MAR
- N 7** O – Jeff Morgan, ETSU  
D – Anthony Downs, APP
- N 14** O – Tony Petersen, MAR  
D – Ken Green, MAR
- N 21** O – Steve Colwell, UTC  
D – Everett Spellman, WCU
- In 1988, the Southern Conference began honoring a freshman of the week in addition to the offensive and defensive players of the week.*
- 1988**
- S 3** O – Bobby Fuller, APP  
D – Rick Harris, ETSU
- S 10** F – Dewey Klein, MAR  
O – Gene Brown, CIT
- S 17** D – Willie Greenway, UTC  
F – Mark Williams, ETSU
- S 24** O – Darryl Jackson, WCU  
D – Geno Segars, WCU
- O 1** F – Dewey Klein, MAR  
O – Gene Brown, CIT
- O 8** F – Mike Lowman, UTC  
D – Jackie Washington, UTC

- O 15** F – Scott Council, VMI  
O – Mike Barber, MAR
- O 22** D – Pete Long, CIT  
F – Michael Bryant, MAR
- O 29** O – Sean Doctor, MAR  
D – Nick McKnight, MAR
- N 5** F – Rocky Clay, APP  
O – Frankie DeBusk, FUR
- N 12** D – Jeff Barnes, VMI  
F – Dewey Klein, MAR
- N 19** O – Adrian Johnson, CIT  
D – Jeff Blankenship, FUR
- S 2** O – John Gregory, MAR  
D – Larry Huffman, MAR
- S 9** F – D.J. Campbell, APP  
O – Ritchie Melchor, APP
- S 16** D – Keith Collins, APP  
F – Harold Alexander, APP
- S 23** O – George Searcy, ETSU  
D – Terrell Wagner, WCU
- S 30** F – Tony Scales, VMI  
O – James Roberts, UTC
- O 7** D – Junior Jackson, UTC  
F – James Roberts, UTC
- O 14** O – George Searcy, ETSU  
D – Chris Roper, FUR
- O 21** F – James Roberts, UTC  
O – John Gregory, MAR
- O 28** D – Junior Jackson, UTC  
F – James Roberts, UTC
- N 4** O – Ritchie Melchor, APP  
D – Kelly Fletcher, FUR
- N 11** F – D.J. Campbell, APP  
O – D.J. Campbell, APP
- N 18** D – Kevin Kendrick, FUR  
F – D.J. Campbell, APP
- S 1** O – John Gregory, MAR  
D – Raymond Flowers, VMI
- S 8** F – Raymond Flowers, VMI  
O – Frankie DeBusk, FUR
- S 15** D – Dwayne Pelham, APP  
F – Dewayne Arkadie, VMI
- S 22** O – Michael Payton, MAR  
D – Donahue Stephenson, MAR
- S 29** F – Butch Jennings, VMI  
O – Jack Douglas, CIT
- O 6** D – J.J. Davis, CIT  
F – Kevin Thigpen, WCU
- O 13** O – Tony Scales, VMI  
D – Shingo Weems, UTC
- O 20** F – Derrick Hollins, ETSU  
O – Jack Douglas, CIT
- O 27** D – Lester Smith, CIT  
F – Maurice Kelly, ETSU
- N 3** O – Jack Douglas, CIT  
D – Kevin Kendrick, FUR
- N 10** F – Derrick Hollins, ETSU  
O – Joe Chirico, MAR
- S 1** D – Derrick Hollins, ETSU  
O – Glen Connally, FUR
- S 8** D – Allen Edwards, FUR  
F – Shingo Weems, UTC

SOCONSPO RTS.COM



# PLAYERS OF THE WEEK

#SoConFB

**N 17** O – Carl Tremble, FUR  
D – Rico Mack, APP  
F – Johnny Smith, APP

**1991**

**8/31** O – James Roberts, UTC  
D – Harold Alexander, APP  
F – Kerry Hayes, WCU  
**S 7** O – Tony Scales, VMI  
D – Charles McGregor, MAR  
F – Tim Williams, VMI  
**S 14** O – Tony Scales, VMI  
D – Steve Wilks, APP  
F – Chip Hooks, APP  
**S 21** O – Shoun Habersham, UTC  
D – Jackie Washington, UTC  
F – Kerry Hayes, WCU  
**S 28** O – Chip Hooks, APP  
D – Dewayne Arkadie, VMI  
F – Chip Hooks, APP  
**O 5** O – Hugh Swilling, FUR  
D – Rico Mack, APP  
F – Nate Abraham, APP  
**O 12** O – Michael Payton, MAR  
D – Lester Smith, CIT  
F – Chip Hooks, APP  
**O 19** O – Kevin Thigpen, WCU  
D – Avery Hall, APP  
F – Kerry Hayes, WCU  
**O 26** O – Kenyon Earl, UTC  
D – David Masterson, UTC  
F – Todd Donnan, MAR  
**N 2** O – Jack Douglas, CIT  
D – David Brodsky, CIT  
F – Roger Johnson, MAR  
**N 9** O – Michael Payton, MAR  
D – Albert Luke, UTC  
F – Roger Johnson, MAR  
**N 16** O – Michael Payton, MAR  
D – Ryan Livezey, FUR  
F – Chip Hooks, APP  
**N 23** O – Troy Brown, MAR  
D – David Russinko, CIT  
F – Roger Johnson, MAR

**1992**

**S 5** O – Jerry Ellison, UTC  
D – Judson Boehmer, CIT  
F – Pat Crust, ETSU  
**S 12** O – Troy Brown, MAR  
D – Lester Smith, CIT  
F – Chris Parker, MAR  
**S 19** O – Everette Sands, CIT  
D – Shannon King, MAR  
F – Terry Tucker, VMI  
**S 26** O – Everette Sands, CIT  
D – Avery Hall, APP  
F – Marlon Anderson, VMI  
**O 3** O – Everette Sands, CIT  
D – Milan Sterling, FUR  
F – Gabe Berry, ETSU  
**O 10** O – Michael Payton, MAR  
D – William King, MAR  
F – Willie McLain, APP  
**O 17** O – Lonnie Galloway, WCU  
D – William King, MAR  
F – Wes Greenwell, WCU  
**O 24** O – Craig Aiken, WCU  
D – Ahren Self, CIT  
F – Jim Richter, FUR  
**O 31** O – Lonnie Galloway, WCU  
D – Julius Grant, WCU  
F – Ricky Carter, MAR  
**N 7** O – Michael Payton, MAR  
D – Sean Swoope, APP  
F – Ricky Carter, MAR  
**N 14** O – Carl Tremble, FUR  
D – Tom Bodine, WCU  
F – Byron Turner, MAR  
**N 21** O – Carl Tremble, FUR  
D – Avery Hall, APP  
F – Marlon Anderson, VMI

**1993**

**S 4** O – Jim Richter, FUR  
D – Andre Worrell, FUR  
F – Larry Bell, ETSU  
**S 11** O – Chris Parker, MAR  
D – Alex Mash, GSU  
F – Nakia Thomas, ETSU  
**S 18** O – Kenyon Earl, UTC  
D – William King, MAR

**S 25** F – Dexter Coakley, APP  
O – C.J. Haynes, CIT  
D – Dexter Coakley, APP  
F – Gerard Hardy, APP  
**O 2** O – Kenyon Earl, UTC  
D – Roger Johnson, MAR  
F – Jimmy Butler, WCU  
**O 9** O – Lonnie Galloway, WCU  
D – Shannon King, MAR  
F – Greg Ryan, ETSU  
**O 16** O – Chris Parker, MAR  
D – Tom Bodine, WCU  
F – Shawn Lyons, CIT  
**O 23** O – Charles Bostick, GSU  
D – Shannon King, MAR  
F – Tim Martin, MAR  
**O 30** O – Scott Satterfield, APP  
D – Roger Johnson, MAR  
F – Damon Scott, APP  
**N 6** O – Chris Parker, MAR  
D – William King, MAR  
F – Thomas Haskins, VMI  
**N 13** O – Thomas Haskins, VMI  
D – Milan Sterling, FUR  
F – Braniff Bonaventure, FUR  
**N 20** O – Jerry Ellison, UTC  
D – Julius Grant, WCU  
F – Greg Ryan, ETSU

**1994**

**S 5** O – Thomas Haskins, VMI  
D – Vince Parker, MAR  
F – B.J. Cohen, MAR  
**S 12** O – Chris Parker, MAR  
D – Andre Hentz, FUR  
F – Brian Edwards, ETSU  
**S 19** O – Jeff Johnson, ETSU  
D – James Russell, ETSU  
F – B.J. Cohen, MAR  
**S 26** O – Don Blue, APP  
D – Dexter Coakley, APP  
F – Kenny Robinson, GSU  
**O 3** O – John Burton, CIT  
D – William Peebles, APP  
F – Leander Dumas, WCU  
**O 10** O – Greg Ryan, ETSU  
D – Herb Streater, WCU  
F – Larry McCloud, MAR  
**O 17** O – Terrance Rivers, CIT  
D – Marco Bradham, GSU  
F – Stan Sullivan, UTC  
**O 24** O – Kerry Hayes, WCU  
D – Johnny Smith, APP  
F – Robb Harris, WCU  
**O 31** O – Todd Donnan, MAR  
D – Mark Tate, FUR  
F – Mark Moore, FUR  
**N 7** O – Aldwin Lance, APP  
D – Micah Young, CIT  
F – Quasey Vinson, UTC  
**N 14** O – Todd Donnan, MAR  
D – Chip Miller, APP  
F – Brian Edwards, ETSU  
**N 21** O – Thomas Haskins, VMI  
D – Craig Wasik, ETSU  
F – Brian Edwards, ETSU

**1995**

**S 4** O – Scott Satterfield, APP  
D – Scott Belcher, CIT  
F – Stanley Myers, CIT  
**S 11** O – Thomas Haskins, VMI  
D – Brad Keeney, CIT  
F – Stanley Myers, CIT  
**S 18** O – Damon Scott, APP  
D – Kelly Cook, VMI  
F – Chad Pennington, MAR  
**S 25** O – Braniff Bonaventure, FUR  
D – Robert Tucker, WCU  
F – Marques Stubbs, FUR  
**O 2** O – Braniff Bonaventure, FUR  
D – Jason Hatcher, WCU  
F – Orlando Ruff, FUR  
**O 9** O – Greg Ryan, ETSU  
D – Derrick Reeves, GSU  
F – Chad Pennington, MAR  
**O 16** O – Chris Parker, MAR  
D – Thomas Haskins, VMI  
F – Dexter Coakley, APP  
D – Marques Stubbs, FUR  
**O 23** O – Marrio Grier, UTC  
D – Dexter Coakley, APP

**O 30** F – Tyrone Coleman, UTC  
O – Greg Ryan, ETSU  
D – James Russell, ETSU  
F – Terence Stokes, WCU  
**N 6** O – Charles Bostick, GSU  
D – B.J. Cohen, MAR  
F – Brian Hampton, UTC  
**N 13** O – Damon Scott, APP  
D – Dexter Coakley, APP  
F – Joey Hall, APP  
**N 20** O – Chris Parker, MAR  
D – Donnie Abraham, ETSU  
F – Chad Pennington, MAR

**1996**

**S 1** O – Kenny Robinson, GSU  
D – Dexter Coakley, APP  
F – Carlos Locklyn, UTC  
**S 8** O – Erik Thomas, MAR  
D – Eric Johnson, WCU  
F – Darius Hooks, WCU  
**S 15** O – Ernest Crosby, FUR  
D – James Russell, ETSU  
F – Randy Moss, MAR  
**S 22** O – Gerard Hardy, APP  
D – Shon Galloway, ETSU  
F – Brandon Walker, ETSU  
O – Josh Cole, FUR  
D – Larry McCloud, MAR  
F – Stuart Rentz, FUR  
**O 6** O – Eric Kresser, MAR  
D – Dexter Coakley, APP  
D – Marq Cerqua, FUR  
**O 13** O – Ernest Crosby, FUR  
D – Dexter Coakley, APP  
F – Greg Hill, GSU  
**O 20** O – Thomas Haskins, VMI  
D – Gordon Fenderson, APP  
F – Randy Moss, MAR  
**O 27** O – Roderick Russell, GSU  
D – Scott Belcher, CIT  
F – Brandon Walker, ETSU  
**N 3** O – Damon Scott, APP  
D – Adam Walton, ETSU  
F – Randy Moss, MAR  
**N 10** O – Eric Kresser, MAR  
D – Billy Lyon, MAR  
F – Randy Moss, MAR  
**N 17** O – Thomas Haskins, VMI  
D – Mike Rogers, VMI  
F – Greg Hill, GSU  
**N 24** O – Braniff Bonaventure, FUR  
D – Bryan Dailer, FUR  
F – Chuck Payne, APP

**1997**

**S 6** O – Carlos Frank, CIT  
D – Mario Hankerson, ETSU  
F – Todd Wells, ETSU  
**S 13** O – Brian Edwards, ETSU  
D – Chris Webb, CIT  
F – Mario Richardson, CIT  
**S 20** O – Darius Hooks, WCU  
D – D.T. Tanner, GSU  
F – Daryl Skinner, APP  
**S 27** O – Brent Rickman, FUR  
D – Chad Nighbert, GSU  
F – Todd Wells, ETSU  
**O 4** O – Todd Wells, ETSU  
D – David Damon, UTC  
F – Daryl Skinner, APP  
**O 11** O – Ernest Crosby, FUR  
D – Jay Thier, FUR  
F – Britt Gardner, CIT  
**O 18** O – Gerard Hardy, APP  
D – Earl Hunter, APP  
F – Brent Rickman, FUR  
**O 25** O – Roderick Russell, GSU  
D – Mario Hankerson, ETSU  
F – Keydrick Gordon, ETSU  
**N 1** O – Corey Joyner, GSU  
D – Ken Byrd, APP  
F – Daryl Morrell, GSU  
**N 8** O – Greg Hill, GSU  
D – Daryl Morrell, GSU  
F – Todd Wells, ETSU  
**N 15** O – Stefpnon Hawkins, UTC  
D – Marcus Bradley, WCU  
F – Justin Hill, FUR  
**N 22** O – B.J. Adigun, ETSU  
D – Bryan Dailer, FUR  
F – Derek Russell, FUR

**1998**

**S 5** O – Antonio Smith, CIT  
D – Arkee Thompson, GSU  
F – Adrian Peterson, GSU  
**S 12** O – Adrian Peterson, GSU  
D – Chuck Payne, APP  
F – Louis Ivory, FUR  
**S 19** O – Greg Hill, GSU  
D – Eric Johnson, WCU  
F – Daniel Robertson, FUR  
**S 26** O – Adrian Peterson, GSU  
D – Anthony Jenkins, WCU  
F – Arkee Thompson, GSU  
**O 3** O – Daniel Jeremiah, APP  
D – Richie Jackson, FUR  
F – Will Bouton, FUR  
O – Daryl Skinner, APP  
D – Marcus Johnson, CIT  
F – Aaron Mitchell, VMI  
**O 17** D – Arkee Thompson, GSU  
F – Adrian Peterson, GSU  
**O 24** O – Adrian Peterson, GSU  
D – DeNorris Burton, WCU  
F – Aaron Mitchell, VMI  
**O 31** O – Brad Hoover, WCU  
D – Kevin Peterson, ETSU  
F – Adrian Peterson, GSU  
**N 7** O – Greg Hill, GSU  
D – Eric Davis, GSU  
F – Adrian Peterson, GSU  
**N 14** O – Terrence McCall, APP  
D – Marcus Johnson, CIT  
F – Travis Wilson, WOF  
**N 21** O – Brad Hoover, WCU  
D – Brett Chappell, WCU  
F – Travis Wilson, WOF

**1999**

**S 4** O – Chris Sanders, UTC  
D – Cody Goodwin, UTC  
F – Joe Patrick, APP  
**S 11** O – Karim Razzak, APP  
D – Corey Hall, APP  
F – Anthony Williams, GSU  
**S 18** O – Adrian Peterson, GSU  
D – Will Bouton, FUR  
F – Jesse McCoy, WOF  
**S 25** O – Adrian Peterson, GSU  
D – Ben Dae, WOF  
F – Billy Napier, FUR  
**O 2** O – Adrian Peterson, GSU  
D – Tim Ramseur, APP  
John Keith, FUR  
F – Jesse McCoy, WOF  
Matthew Kluk, VMI  
**O 9** O – Louis Ivory, FUR  
D – Walter Booth, FUR  
F – David Young, GSU  
**O 16** O – Carlos Locklyn, UTC  
D – Corey Hall, APP  
F – Jesse McCoy, WOF  
**O 23** O – Chris Sanders, UTC  
D – Carlos Locklyn, UTC  
Louis Ivory, FUR  
D – Dean Kelley, CIT  
F – Mike Ward, GSU  
**O 31** O – Justin Hill, FUR  
D – Hondre McNeil, WOF  
F – Jesse McCoy, WOF  
**N 7** O – Greg Hill, GSU  
D – Justin Seaverns, APP  
F – Josh Cain, UTC  
**N 15** O – Justin Hill, FUR  
D – John Keith, FUR  
F – David Young, GSU  
**N 22** O – Chris Sanders, UTC  
D – Richie Jackson, FUR  
F – Michael Banks, WCU

**2000**

**S 2** O – Louis Ivory, FUR  
D – Will Bouton, FUR  
F – Tim Turner, ETSU  
**S 9** O – David Rivers, WCU  
D – Marcus Ellerbe, UTC  
F – Lamont Seward, WCU  
**S 16** O – Cos DeMatteo, UTC  
D – Denny Haywood, CIT  
F – Corey Carter, ETSU  
**S 23** O – J.R. Revere, GSU  
D – Justin Fryer, WCU

# PLAYERS OF THE WEEK



- S 30** F – Brandon Poole, FUR  
O – Louis Ivory, FUR  
O – Adrian Peterson, GSU  
D – Du'Shon Martin, APP  
F – Scooter Johnson, CIT
- O 7** O – Joe Burchette, APP  
D – Freddie Pesqueira, GSU  
F – Fred Boateng, WCU
- O 14** O – David Rivers, WCU  
D – Josh Cooper, FUR  
F – Lamont Seward, WCU
- O 21** O – Todd Wells, ETSU  
D – Rahim El Amin, ETSU  
D – Justin Fryer, WCU  
F – Lamont Seward, WCU
- O 28** O – Matt Vick, UTC  
D – Brian Bodor, WOF  
F – Lamont Seward, WCU
- N 4** O – Louis Ivory, FUR  
D – Will Bouton, FUR  
F – Shaun Fogle, WOF
- N 11** O – Joe Burchette, APP  
O – Joey Gibson, VMI  
D – Will Bouton, FUR  
D – Josh Jeffries, APP  
F – Danny Marshall, FUR
- N 18** O – Louis Ivory, FUR  
O – Chris Sanders, UTC  
D – Kevin Hudson, WOF  
F – Lamont Seward, WCU
- 2001**
- S 3** O – Adrian Peterson, GSU  
D – Justin Fryer, WCU  
F – Mazzie Drummond, CIT
- S 10** O – Adrian Peterson, GSU  
D – Josh Jeffries, APP  
F – Victor Cabral, GSU
- S 24** O – Fred Boateng, WCU  
D – Robert Mathis, WOF  
F – Johnathan Woodman, GSU
- O 1** O – Louis Ivory, FUR  
D – Kevin Howard, CIT  
F – Titus Green, VMI
- O 8** O – J.R. Revere, GSU  
D – Will Bouton, FUR  
F – Isaac West, FUR
- O 15** O – Michael Banks, WCU  
D – Derik Screen, VMI  
F – Kwento Ikuezunma, UTC
- O 22** O – Joe Burchette, APP  
D – Travis Stephens, CIT  
F – Jermaine Little, APP
- O 29** O – Jimmy Watkins, APP  
D – Chase Corn, WOF  
F – Gerald Sensabaugh, ETSU
- N 5** O – Adrian Peterson, GSU  
D – Josh Cain, UTC  
F – Kevin Corley, CIT
- N 12** O – Maurice Murphy, CIT  
D – Tyler Unzicker, UTC  
F – Jonathan Lyles, APP
- N 19** O – Billy Napier, FUR  
D – Josh Cooper, FUR  
F – Tyler Norman, WCU
- N 26** O – Charles McNeill, UTC  
D – Josh Cain, UTC  
F – Cedrick Ritter, FUR
- 2002**
- S 2** O – Jeff Zolman, WOF  
D – Rod Dunlap, WCU  
F – Donnie Johnston, VMI
- S 9** O – Joey Gibson, VMI  
D – David Young, GSU  
F – Jermaine Austin, GSU
- S 16** O – Billy Napier, FUR  
D – Cliff Washburn, CIT  
F – Brad West, APP
- S 23** O – Jesse McCoy, WOF  
D – Montreal Harkley, ETSU  
F – Jim Thurman, WOF
- S 30** O – Joe Burchette, APP  
D – Josh Jeffries, APP  
F – Jermaine Austin, GSU
- O 7** O – Jesse McCoy, WOF  
D – Josh Cain, UTC  
F – Jim Thurman, WOF
- O 14** O – Chaz Williams, GSU  
D – Josh Jeffries, APP  
F – Gary Price, VMI
- O 21** O – Chaz Williams, GSU

- D – Lamar Beam, ETSU  
F – Sean Mizzer, VMI
- O 28** O – Manny DeShauteurs, WCU  
D – Roland Harris, WOF  
F – Gabriel Jackson, WOF
- N 4** O – Jesse McCoy, WOF  
D – Scott Cornatzer, APP  
F – Sean Mizzer, VMI
- N 11** O – Chaz Williams, GSU  
D – Anthony Jones, WOF  
F – Richie Williams, APP
- N 18** O – Billy Napier, FUR  
D – Chris Walsh, VMI  
F – Jermaine Austin, GSU
- N 25** O – Jeff Klein, CIT  
D – Rodney Johnson, FUR  
F – William Freeman, FUR
- 2003**
- S 1** O – Ern Mills, CIT  
D – Cam Newton, FUR  
F – Chad Nkang, Elon
- S 8** O – Jermaine Austin, GSU  
D – Teddie Whitaker, WOF  
F – Carl Meadows, ETSU
- S 15** O – Gaven Varner, ETSU  
D – Allen Davis, ETSU  
Mike Warren, Elon  
F – Carl Meadows, ETSU
- S 22** O – Brian Gaither, WCU  
D – William Freeman, FUR  
F – Kevious Johnson, WOF
- S 29** O – Lamont Seward, WCU  
D – James Burchett, GSU  
F – Mike Cullen, ETSU
- O 6** O – J.R. McNair, WOF  
Alonzo Nix, UTC  
D – Timmy Thrift, WOF  
F – Alan Atwater, APP
- O 13** O – Trey Hunter, GSU  
D – K.T. Stovall, APP  
F – Nicholas Wishart, WCU
- O 20** O – Nehemiah Broughton, CIT  
D – Tony Tiller, ETSU  
F – Corey Lynch, APP
- O 27** O – Vinnie Miroth, UTC  
D – Teddie Whitaker, WOF  
F – Josh Stepp, FUR
- N 3** O – Jermaine Austin, GSU  
D – Matt Nelson, WOF  
F – Alan Atwater, APP
- N 10** O – Sean Holland, GSU  
D – Sam Smalls, APP  
F – Kevious Johnson, WOF
- N 17** O – Gaven Varner, ETSU  
Ern Mills, CIT  
D – K.T. Stovall, APP  
F – Carl Meadows, ETSU
- N 24** O – Gaven Varner, ETSU  
Bo Moore, FUR  
D – Nick McNeil, WCU  
F – Carl Meadows, ETSU
- 2004**
- S 6** O – Ingle Martin, FUR  
D – Travis Hill, WCU  
F – Scott Beckler, FUR
- S 13** O – Richie Williams, APP  
D – Cam Newton, FUR  
F – Antonio Miller, UTC
- S 20** O – Richie Williams, APP  
D – William Freeman, FUR  
F – Kye Hamilton, Elon
- S 27** O – Jermaine Austin, GSU  
D – William Freeman, FUR  
F – Brian Kemp, WOF
- O 4** O – Chaz Williams, GSU  
D – Jeremy Wiggins, APP  
F – Trey Elder, APP
- O 11** O – Richie Williams, APP  
D – Dwayne Ijames, Elon  
F – Cedrick Gipson, FUR
- O 18** O – John Taylor, Elon  
D – Lee Basinger, WOF  
F – Jayson Foster, GSU
- O 25** O – DaVon Fowlkes, APP  
D – Greg McConico, UTC  
F – Montrell Lee, CIT
- N 1** O – Cedric Stevens, UTC  
D – Travis Hill, WCU  
F – Jayson Foster, GSU
- N 8** O – DaVon Fowlkes, APP

- D – William Freeman, FUR  
F – Jerome Felton, FUR
- N 15** O – Isaac West, FUR  
D – Bruce Lee, WCU  
F – Andrew Jones, FUR
- N 22** O – Ingle Martin, FUR  
D – Justin Franklin, WOF  
F – Cedrick Gipson, FUR
- 2005**
- S 5** O – Jermaine Austin, GSU  
D – Jeff Phillips, UTC  
F – Zach McAlister, Elon
- S 12** O – Darius Fuge, WCU  
D – Larry White, UTC  
F – Chris Tommie, WOF
- S 19** O – Kevin Richardson, APP  
D – Katon Bethay, WOF  
F – Zach McAlister, Elon
- S 26** O – Larry White, UTC  
D – Marques Murrell, APP  
F – Joel Bell, FUR
- O 3** O – Ingle Martin, FUR  
D – Porter Johnson, CIT  
F – Matt Wise, GSU
- O 10** O – Richie Williams, APP  
D – William Freeman, FUR  
F – Dedrick Bynam, GSU
- O 17** O – Kevin Richardson, APP  
D – Chad Nkang, Elon  
F – Joe Baptiste, Elon
- O 24** O – Richie Williams, APP  
D – Carlton Bailey, WCU  
F – Larry Beard, GSU
- O 31** O – Richie Williams, APP  
Eldra Buckley, UTC  
Jayson Foster, GSU  
D – Andrew Rowell, CIT  
F – Jarvis Newson, UTC
- N 7** O – Eldra Buckley, UTC  
D – William Freeman, FUR  
F – Brandon Williams, FUR
- N 14** O – Richie Williams, APP  
D – Marques Murrell, APP  
F – Ben Carnell, CIT
- N 21** O – Ingle Martin, FUR  
D – Porter Johnson, CIT  
F – Dane Romero, WOF
- 2006**
- S 4** O – Eldra Buckley, UTC  
D – Chad Nkang, Elon  
F – Jordan Sorrells, FUR
- S 11** O – Chris Covington, GSU

- D – Pierre Banks, APP  
F – Karlos Sullivan, Elon
- S 18** O – Renaldo Gray, FUR  
D – Chris Johnson, UTC  
F – Gary Tharrington, APP
- S 25** O – Jerome Felton, FUR  
D – Jeremy Wiggins, APP  
F – Armanti Edwards, APP
- O 2** O – Duran Lawson, CIT  
D – Corey Weaver, Elon  
F – Armanti Edwards, APP
- O 9** O – Wes Pope, Elon  
D – Jeremy Wiggins, APP  
F – Armanti Edwards, APP
- O 16** O – Travis Clark, GSU  
D – Corey Lynch, APP  
F – Jordan Sorrells, FUR
- O 23** O – Tory Cooper, CIT  
D – Chris Camacho, UTC  
F – Armanti Edwards, APP  
Jordan Sorrells, FUR
- O 30** O – Kevin Richardson, APP  
D – Corey Lynch, APP  
James Gonsoulin, WOF  
F – Nolan Ward, Elon
- N 5** O – Kevin Richardson, APP  
Michael Hobbs, WOF  
D – Chad Nkang, Elon  
F – Erroll Wynn, UTC
- N 12** O – Tory Cooper, CIT  
D – Chad Nkang, Elon  
F – Armanti Edwards, APP
- N 19** O – Duran Lawson, CIT  
D – Kevin Adleman, WOF  
F – Andre Roberts, CIT  
Ron Flott, WOF
- 2007**
- S 3** O – Armanti Edwards, APP  
D – Corey Lynch, APP  
S – Patrick Mugan, WOF  
F – Scott Riddle, Elon
- S 10** O – Jayson Foster, GSU  
Trey Elder, APP  
D – Gary Blount, WCU  
S – Johnathan Synovec, CIT  
F – Scott Riddle, Elon
- S 17** O – Jayson Foster, GSU  
D – Anthony Williams, APP  
S – Jonathan Parsons, WCU

*In 2007, the Southern Conference added a special teams player of the week to the list of honorees each week.*



*Elon quarterback Scott Riddle took six weekly honors in 2007, earning three SoCon offensive player of the week awards and three freshman of the week awards.*



# PLAYERS OF THE WEEK

#SoConFB

- S 24** F – Zeke Rozier, GSU  
O – Terrell Hudgins, Elon  
D – Dan Tavani, WOF  
S – Jonathan Parsons, WCU  
Craig Camay, UTC
- O 1** F – E.J. Webb, GSU  
O – Kevin Richardson, APP  
Kevious Johnson, WOF  
D – Quinton Phillips, WCU  
S – Michael Mayers, Elon  
F – Chris Teal, GSU
- O 8** O – Scott Riddle, Elon  
D – Thomas Twitty, FUR  
S – Jesse Hartley, GSU  
F – Adam Hearn, WCU
- O 15** O – Duran Lawson, CIT  
D – Chris Camacho, UTC  
S – Andrew Wilcox, Elon  
F – Mike Brown, FUR
- O 22** O – Scott Riddle, Elon  
D – Quinton Phillips, WCU  
S – Mike Adams, CIT  
F – Billy Lowe, GSU
- O 29** O – Scott Riddle, Elon  
D – Corey Lynch, APP  
S – Jesse Hartley, GSU  
F – Marquel Pittman, WCU
- N 5** O – Armanti Edwards, APP  
Jayson Foster, GSU  
D – William Middleton, FUR  
S – Jesse Hartley, GSU  
F – Scott Riddle, Elon
- N 12** O – Kevin Richardson, APP  
D – Julian Hicks, FUR  
S – Sean Lees, WOF  
F – Bart Blanchard, CIT
- N 19** O – Renaldo Gray, FUR  
D – D.J. Smith, APP  
S – Mike Adams, CIT  
F – Brandon Wiggins, Elon

**2008**

- S 1** O – Dane Romero, WOF  
D – Jacque Roman, APP  
S – Andre Roberts, CIT  
F – Asheton Jordan, CIT
- S 8** O – Robert Welton, APP  
D – Brandon Williams, FUR  
S – Karlos Sullivan, Elon  
F – Mitch Allen, WOF
- S 15** O – Antonio Henton, GSU  
D – Quintin Phillips, WCU  
S – Bo Williamson, Elon  
F – A.J. Harris, Elon
- S 22** O – Terrell Hudgins, Elon  
D – Reggie Rice, CIT  
S – Andrew Wilcox, Elon  
F – Quan Warley, WCU
- S 29** O – Devin Radford, APP  
D – Seth Goldwire, WOF  
S – Andrew Wilcox, Elon  
F – Demarcus Watts, GSU
- O 6** O – Armanti Edwards, APP  
D – Cortez Gilbert, APP  
S – Bob Hooper, SAM  
F – Dustin Taliaferro, SAM
- O 13** O – Armanti Edwards, APP  
D – D.J. Smith, APP  
S – Andrew Wilcox, Elon  
F – Zack Jaynes, WCU
- O 20** O – Armanti Edwards, APP  
D – William Middleton, FUR  
S – Raja Andrews, GSU  
F – Jamal Shuman, Elon
- O 27** O – Chris Evans, SAM  
D – Patrick Hatcher, SAM  
S – Patrick Bolen, GSU  
F – Quan Warley, WCU
- N 3** O – Armanti Edwards, APP  
D – Mark LeGree, APP  
S – Blake Cain, WCU  
F – Brian Quick, APP
- N 10** O – Dane Romero, WOF  
D – Andy Davis, SAM  
S – Bob Hooper, SAM  
F – Dustin Taliaferro, SAM
- N 17** O – Lee Chapple, GSU  
D – Dion Dubose, GSU  
S – Andre Roberts, CIT  
F – Terrell Dallas, CIT
- N 24** O – DeAndre Presley, APP  
D – Adrian McLeod, WCU

- S – Asheton Jordan, CIT  
F – DeAndre Presley, APP

**2009**

- S 7** O – Jordan Sorrells, FUR  
D – Joseph Boateng, CIT  
S – Lance Camp, Elon  
F – Jamere Valentine, GSU
- S 14** O – Jamal Shuman, Elon  
D – Max Lerner, FUR  
S – Craig Camay, UTC  
F – Chris Awuah, UTC
- S 21** O – Bryan Fitzgerald, UTC  
D – Ryan Consiglio, UTC  
S – Mike Hammons, UTC  
F – SeQuan Stanley, WOF
- S 28** O – Scott Riddle, Elon  
Bart Blanchard, CIT  
D – D.J. Smith, APP  
S – Matthew Cesari, FUR  
F – Ryan Consiglio, UTC
- O 5** O – Terrell Hudgins, Elon  
D – Kadarron Anderson, FUR  
S – Adrian Mora, GSU  
F – Van Dyke Jones, CIT
- O 12** O – Devon Moore, APP  
D – Josh Beard, UTC  
S – Bob Hooper, SAM  
F – Adam Shreiner, Elon
- O 19** O – Armanti Edwards, APP  
D – Mark LeGree, APP  
S – Jason Vitaris, APP  
F – Dion Wilson, WCU
- O 26** O – Miguel Starks, CIT  
D – Karlos Sullivan, Elon  
S – A.J. Harris, Elon  
F – Van Dyke Jones, CIT
- N 2** O – Armanti Edwards, APP  
D – Cortez Allen, CIT  
S – Adam Shreiner, Elon  
F – Tommy Edwards, CIT
- N 9** O – Brandon Newsome, Elon  
D – Bryce Smith, SAM  
S – Trent Hawk, FUR  
F – Michael Johnson, WCU
- N 16** O – Chris Evans, SAM  
D – Mark LeGree, APP  
S – Craig Camay, UTC  
F – Joshua Williams, UTC
- N 23** O – Jordan Sorrells, FUR  
D – Nathan Wade, FUR  
S – Bob Hooper, SAM  
F – Michael Johnson, WCU

**2010**

- S 6** O – DeAndre Presley, APP  
D – Brandon Wiggins, Elon  
S – Adrian Mora, GSU  
F – Matt Thompson, CIT
- S 13** O – Brian Quick, APP  
D – Ryan Consiglio, UTC  
S – Mike Hammons, UTC  
F – Quin Roberson, SAM
- S 20** O – Joel Bradford, UTC  
Adam Mims, FUR  
D – Torez Jones, WCU  
S – Jason Vitaris, APP  
F – Shawn Boone, FUR
- S 27** O – DeAndre Presley, APP  
D – Laron Scott, GSU  
S – Sam Martin, APP  
F – Kadeem Wise, UTC
- O 4** O – Eric Breitenstein, WOF  
D – Adam Hearn, WCU  
S – Cameron Yaw, SAM  
F – Brandon Pechloff, WCU
- O 11** O – DeAndre Presley, APP  
D – Jamael Lett, SAM  
S – Cass Couey, CIT  
F – Keon Williams, UTC
- O 18** O – DeAndre Presley, APP  
D – Ryan Steed, FUR  
S – Donovan Johnson, WOF  
F – Ray Early, FUR
- O 25** O – Joel Bradford, UTC  
D – Jabari Fletcher, APP  
S – Mike Rucker, WOF  
F – Deja Alexander, WCU
- N 1** O – A.J. Harris, Elon  
D – Jabari Fletcher, APP  
S – Sam Martin, APP  
F – Brandon Brant, Elon



Appalachian State punter/place kicker Sam Martin earned special teams player of the week honors twice in 2010.

- N 8** O – Eric Breitenstein, WOF  
D – Ameet Pall, WOF  
S – Brian Sutherland, UTC  
F – Robert Brown, GSU
- N 15** O – Devon Moore, APP  
D – Brent Russell, GSU  
S – Jason Vitaris, APP  
F – Robert Brown, GSU
- N 22** O – Scott Riddle, Elon  
D – Demetrius Jackson, CIT  
S – Cameron Yaw, SAM  
F – Ben Dupree, CIT

**2011**

- S 5** O – Jerodis Williams, FUR  
D – Alvin Scioneaux, WOF  
F – Deion Stanley, GSU  
S – Sam Martin, APP
- S 12** O – Joel Bradford, UTC  
D – Wes Dothard, UTC  
F – Shaun Warren, WCU  
S – Chas Short, FUR
- S 19** O – Aaron Mellette, FUR  
D – Wes Dothard, UTC  
F – Marquis Green, UTC  
S – Sam Martin, APP
- S 26** O – Chris Forcier, FUR  
D – Jeremy Kimbrough, APP  
F – Ezayi Youyoute, GSU  
S – Adam Shreiner, Elon
- O 3** O – Chris Forcier, FUR  
D – Rod Harland, CIT  
F – Dominique Swope, GSU  
S – George Richardson, WCU
- O 10** O – Robert Brown, GSU  
D – Alvin Hines, SAM  
F – Terrell Robinson, UTC  
S – Brenton Bersin, WOF
- O 17** O – Fabian Truss, SAM  
D – Corey White, SAM  
F – Terrell Robinson, UTC  
S – Adrian Mora, GSU
- O 24** O – Jerodis Williams, FUR  
D – Wes Dothard, UTC  
F – Terrell Robinson, UTC  
S – Travaris Cadet, APP
- O 31** O – Eric Breitenstein, WOF  
D – Mitch McGrath, FUR  
F – Ronald Blair, APP  
S – Fabian Truss, SAM
- N 7** O – Chris Forcier, FUR  
D – Josh Williams, UTC  
F – Deion Stanley, GSU  
S – Joel Bradford, UTC
- N 14** O – Thomas Wilson, Elon  
D – Joshua Jones, Elon  
F – Dominique Swope, GSU  
S – Drew Stewart, APP
- N 21** O – Aaron Mellette, Elon  
D – Ryan Consiglio, UTC

- F – Dominique Swope, GSU  
S – Laron Scott, GSU

**2012**

- S 3** O – Eric Breitenstein, WOF  
D – Chris Billingslea, CIT  
F – Troy Mitchell, WCU  
S – Sam Martin, APP
- S 10** O – Jamal Jackson, APP  
D – Jaquiski Tartt, SAM  
F – Reese Hannon, FUR  
S – Thomas Warren, CIT
- S 17** O – Ben Dupree, CIT  
D – Carson Smith, CIT  
F – Michael Weimer, WOF  
S – Fabian Truss, SAM
- S 24** O – Fabian Truss, SAM  
D – Brandon Grier, APP  
F – James Bradberry, SAM  
S – Alex Hanks, GSU
- O 1** O – Eric Breitenstein, WOF  
D – Kadeem Wise, UTC  
F – Sean Price, APP  
S – Jerodis Williams, FUR
- O 8** O – Jamal Jackson, APP  
D – Jaquiski Tartt, SAM  
F – James Dean, GSU  
S – Ray Early, FUR
- O 15** O – Dominique Swope, GSU  
D – Rock Williams, WCU  
F – Jacob Huesman, UTC  
S – Sam Martin, APP
- O 22** O – Thomas Wilson, Elon  
D – Tarek Odom, WOF  
F – Troy Mitchell, WCU  
S – Tony Washington, APP
- O 29** O – Steven Miller, APP  
D – Marcus McMorris, FUR  
F – Jacob Huesman, UTC  
S – Kasey Redfern, WOF
- N 5** O – Sean Price, APP  
D – Troy Sanders, APP  
F – Sean Price, APP  
S – Cameron Yaw, SAM
- N 12** O – Jerick McKinnon, GSU  
D – Derek Douglas, CIT  
F – Jacob Huesman, UTC  
S – Sam Martin, APP
- N 19** O – Jacob Huesman, UTC  
D – Alvin Scioneaux, WOF  
F – Jacob Huesman, UTC  
S – Nick Pollard, UTC

**2013**

- S 2** O – Dominique Swope, RB, GSU  
D – Jaquiski Tartt, DB, SAM  
F – John Law, LB, APP  
S – Fabian Truss, KR/RB, SAM
- S 9** O – Keon Williams, RB, UTC  
D – Justin Shade, LB, SAM

# PLAYERS OF THE WEEK



- S 16** F – B.J. Bennett, RB, Elon  
S – Bentlee Critcher, P, APP  
O – Keon Williams, RB, UTC  
D – Josh Kimberlin, DB, SAM
- S 23** F – Kevin Ellison, QB, GSU  
S – Jairus Hollman, DB, FUR  
O – Ben Dupree, QB, CIT  
D – John Law, LB, APP  
F – Marcus Cox, RB, APP  
S – David Petroni, P, Elon
- S 30** O – Andy Summerlin, QB, SAM  
D – T.J. Warren, LB, FUR  
F – Marcus Cox, RB, APP  
S – Younghoe Koo, PK, GSU
- O 7** O – Andy Summerlin, QB, SAM  
D – Chandler Wrightenberry, DB, ETSU  
F – Duncan Fletcher, QB, FUR  
S – Thomas Warren, PK, CIT
- O 14** O – Jerick McKinnon, QB, GSU  
D – Davis Tull, DL, UTC  
F – Kevin Ellison, QB, GSU  
S – Kasey Redfern, PK/P, WOF
- O 21** O – Michael Weimer, QB, WOF  
D – Wes Dothard, LB, UTC  
F – Marcus Cox, RB, APP  
S – Ray Early, PK/P, FUR
- O 28** O – Kameron Bryant, QB, APP  
D – Muhasibi Wakeel, LB, UTC  
F – Garry Lewis, RB, WCU  
S – Richard Sigmon, PK/P, WCU
- N 4** O – Jacob Huesman, QB, UTC  
D – Ira McCune, DE, FUR  
F – Marcus Cox, RB, APP  
S – Ray Early, PK/P, FUR
- N 11** O – Ben Dupree, QB, CIT  
D – Marcus McMorris, LB, FUR  
F – Nakevion Leslie, LB, UTC  
S – Nick Pollard, PK/P, UTC
- N 18** O – Kevin Ellison, QB, GSU  
D – Jaquiski Tartt, DB, SAM  
F – Marcus Cox, RB, APP  
S – Ray Early, PK/P, FUR
- N 25** O – Andy Summerlin, QB, SAM  
D – Cory Magwood, LB, FUR  
F – Marcus Cox, RB, APP  
S – Kierre Brown, RS, Elon

- S 1** O – Troy Mitchell, QB, WCU  
D – Gary Wilkins, DL, FUR  
F – Al Cobb, QB, VMI  
S – David Marvin, P/PK, WOF
- S 8** O – Darius Ramsey, RB, WCU  
D – Gary Wilkins, DL, FUR  
F – Lucas Webb, DB, UTC  
S – Jon Croft Hollingsworth, P/PK, FUR
- S 15** O – Aaron Sanders, WR, VMI  
D – Daniel Riddle, LB, WCU  
F – Alex Lakes, RB, MER  
S – Tommy Hudson, WR/KR, UTC
- S 22** O – Denzel Williams, RB, SAM  
D – Josh Kimberlin, DB, SAM  
F – Krondis Larry, RB, SAM  
S – Chandler Curtis, WR/KR, MER
- S 29** O – Spearman Robinson, WR, WCU  
D – Davis Tull, DL, UTC  
F – Chandler Curtis, WR/KR, MER  
S – Tommy Hudson, WR/KR, UTC
- O 6** O – Jacob Huesman, QB, UTC  
D – Mitchell Jeter, DE, CIT  
F – P.J. Blazejowski, QB, FUR  
S – Chandler Curtis, WR/KR, MER
- O 13** O – Aaron Miller, QB, CIT  
D – Christon Gill, LB, WCU  
F – Cam Jackson, RB, CIT  
S – Detrez Newsome, RB/KR, WCU
- O 20** O – Spearman Robinson, WR, WCU  
D – Jaleel Lorquet, DB, WCU  
F – Al Cobb, QB, VMI  
S – Henrique Ribeiro, K, UTC
- O 27** O – Jacob Huesman, QB, UTC  
D – Trey Morgan, DB, WCU  
F – Detrez Newsome, RB, WCU  
S – Deion Pierre, LB, SAM
- N 3** O – Keon Williams, RB, UTC  
D – Dee Delaney, DB, CIT  
F – Al Cobb, QB, VMI  
S – Henrique Ribeiro, K, UTC
- N 10** O – Aaron Miller, QB, CIT  
D – Justin Cooper, LB, SAM  
F – P.J. Blazejowski, QB, FUR  
S – Nick Pollard, P, UTC

- N 17** O – Troy Mitchell, QB, WCU  
D – Justin Cooper, LB, SAM  
F – P.J. Blazejowski, QB, FUR  
S – Greg Peranich, P, SAM
- N 25** O – Jacob Huesman, QB, UTC  
D – Malik Diggs, DB, CIT  
F – Al Cobb, QB, VMI  
S – Greg Peranich, P, SAM

*In 2015, the Southern Conference began honoring offensive, defensive and special teams performers each week.*

- 2015**
- S 7** O – Michael Eubank, QB, SAM  
D – Tevin Floyd, LB, CIT  
S – Henrique Ribeiro, P/PK, UTC
- S 14** O – John Russ, QB, MER  
D – Justin Cooper, LB, SAM  
S – Dillon Christopher, PK, VMI
- S 21** O – Jacob Huesman, QB, UTC  
D – Trey Robinson, S, FUR  
S – Jon Croft Hollingsworth, P/PK, FUR
- S 28** O – Jacob Huesman, QB, UTC  
D – Keionta Davis, DL, UTC  
S – Brian Ross, DE, FUR
- O 5** O – Detrez Newsome, RB, WCU  
D – Drake Michaelson, LB, WOF  
S – Logan Howard, PK, WCU
- O 12** O – Michael Eubank, QB, SAM  
D – Tevin Floyd, LB, CIT  
S – Henrique Ribeiro, P/PK, UTC
- O 19** O – Karel Hamilton, WR, SAM  
D – Dee Delaney, DB, CIT  
S – Henrique Ribeiro, P/PK, UTC
- O 26** O – Aaron Sanders, WR, VMI  
D – Daniel Riddle, LB, WCU  
S – Henrique Ribeiro, P/PK, UTC
- N 2** O – Jacob Huesman, QB, UTC  
D – Cory Magwood, LB, FUR  
S – Jon Croft Hollingsworth, P/PK, FUR
- N 9** O – Troy Mitchell, QB, WCU  
D – Quinlan Washington, LB, CIT  
S – Anthony Pistelli, PK, SAM
- N 16** O – Jacob Huesman, QB, UTC  
D – Zach Jackson, S, MER  
S – Anthony Pistelli, PK, SAM
- N 23** O – Tyler Renew, RB, CIT  
D – Daniel Riddle, LB, WCU  
S – Anthony Pistelli, PK, SAM
- 2016**
- S 5** O – Tyler Renew, RB, CIT  
D – Jaleel Green, DB, WOF  
S – JJ Jerman, PK, ETSU
- S 12** O – Tyrie Adams, QB, WCU  
D – Dee Delaney, DB, CIT

- S 19** S – Austin Barnard, P, SAM  
O – Austin Herink, QB, ETSU  
D – Nakevion Leslie, LB, UTC  
S – DeAndre Schoultz, KR, CIT
- S 26** O – Derrick Craine, RB, UTC  
D – Ryan Francis, LB, VMI  
S – Henrique Ribeiro, P/PK, UTC
- O 3** O – Devlin Hodges, QB, SAM  
D – Joe Crochet, LB, CIT  
S – Henrique Ribeiro, P/PK, UTC
- O 10** O – Devlin Hodges, QB, SAM  
D – Montrell Pardue, DB, UTC  
S – David Marvin, P/PK, WOF
- O 17** O – Devlin Hodges, QB, SAM  
D – Nakevion Leslie, LB, UTC  
S – Cody Clark, PK, CIT
- O 24** O – Karel Hamilton, WR, SAM  
D – Kailik Williams, DB, CIT  
S – David Marvin, P/PK, WOF
- O 31** O – Detrez Newsome, RB, WCU  
D – Paul Hunter, DB, ETSU  
S – David Howerton, QB, WOF
- N 7** O – Tyler Renew, RB, CIT  
D – Keion Crossen, DB, WCU  
S – David Marvin, P/PK, WOF
- N 14** O – Devlin Hodges, QB, SAM  
D – Jonathan King, DL, CIT  
S – Lennox McAfee, RS, WOF
- N 21** O – John Russ, QB, MER  
D – Terrance Morris, LB, WOF  
S – JJ Jerman, PK, ETSU

- 2017**
- S 4** O – Tyrie Adams, QB, WCU  
D – Malik Rivera, S, WOF  
S – Luke Carter, P/K, WOF
- S 11** O – Detrez Newsome, RB, WCU  
D – Devin Watson, CB, WOF  
S – Cole Fisher, K, MER
- S 18** O – Dominique Allen, QB, CIT  
D – Dylan Weigel, LB, ETSU  
S – Austin Barnard, P, SAM
- S 25** O – Tyrie Adams, QB, WCU  
D – Keion Crossen, DB, WCU  
S – JJ Jerman, K, ETSU
- O 2** O – Devlin Hodges, QB, SAM  
D – Tahjai Watt, LB, WCU  
S – Logan McCarter, WR/RS, FUR
- O 9** O – Andre Stoddard, FB, WOF  
D – Lee Bennett, LB, MER  
S – Luke Carter, P/K, WOF
- O 16** O – Brandon Goodson, QB, WOF  
D – John Brannon III, DB, WCU  
S – Jon Croft Hollingsworth, P/K, FUR
- O 23** O – Devlin Hodges, QB, SAM  
D – Omari Williams, DB, SAM  
S – Joshua Gibson, K, WCU

- O 30** O – Antonio Wilcox, RB, FUR  
D – Tae Davis, LB, UTC  
S – Victor Ulmo, K, UTC
- N 6** O – Detrez Newsome, RB, WCU  
D – Devin Watson, CB, WOF  
S – Luke Carter, P/K, WOF
- N 13** O – Tyrie Adams, QB, WCU  
D – Lee Bennett, LB, MER  
S – Chandler Curtis, WR/RS, MER
- N 20** O – Kelvin McKnight, WR, SAM  
D – Shaheed Salmon, LB, SAM  
S – Marshall Cooper, LB, UTC
- 2018**
- S 3** O – Bryce Nunnally, WR, UTC  
D – Noah Dawkins, LB, CIT  
S – Mitchell Fineran, PK, SAM
- S 10** O – Bryce Nunnally, WR, UTC  
D – Aaron Harris, LB, SAM  
S – Mitchell Fineran, PK, SAM
- S 17** O – Robert Riddle, QB, MER  
D – Jared Folks, LB, ETSU  
S – Cole Fisher, PK, MER
- S 24** O – Reece Udinski, QB, VMI  
D – Marshall Cooper, LB, UTC  
S – Rod Johnson, RB/KR, CIT
- O 1** O – Tyrie Adams, QB, WCU  
D – Nasir Player, DL, ETSU  
S – Dejuan Bell, WR/RS, FUR
- O 8** O – Devlin Hodges, QB, SAM  
D – Tre'Shun Floyd, LB, SAM  
S – Mitchell Fineran, PK, SAM
- O 15** O – Harris Roberts, QB, FUR  
D – Tyree Robinson, DB, ETSU  
S – JJ Jerman, PK, ETSU
- O 22** O – Tyrie Adams, QB, WCU  
D – Ahmad Gooden, DL, SAM  
S – Grayson Atkins, P/K, FUR
- O 29** O – Tyrie Adams, QB, WCU  
D – Donovan Perryman, LB, FUR  
S – Grayson Atkins, P/K, FUR
- N 5** O – Devlin Hodges, QB, SAM  
D – Artevius Smith, DB, ETSU  
S – Grayson Atkins, P/K, FUR
- N 12** O – Brandon Rainey, QB, CIT  
D – Aron Spann III, DB, CIT  
S – Stephen Houzah, WR/RS, MER
- N 19** O – Devlin Hodges, QB, SAM  
D – Adrian Hope, BAN, FUR  
S – Will Horton, PK, WCU

- 2019**
- S 2** O – Chris Oladokun, QB, SAM  
D – Marshall Cooper, LB, UTC  
S – Grayson Atkins, P/K, FUR
- S 9** O – Darren Grainger, QB, FUR  
D – Kaleb Tucker, DB, VMI  
S – Sean-Thomas Faulkner, DB, CIT
- S 16** O – Chris Oladokun, QB, SAM  
D – Braden Gilby, LB, FUR  
S – Jacob Godek, K, CIT
- S 23** O – Chris Oladokun, QB, SAM  
D – Jireh Wiladon, LB, WOF  
S – Grayson Atkins, P/K, FUR
- S 30** O – Liam Welch, QB, SAM  
D – Artevius Smith, DB, ETSU  
S – Mitchell Fineran, PK, SAM
- O 7** O – Devin Wynn, TB, FUR  
D – Ty Boeck, LB, UTC  
S – Grant Clemons, K, VMI
- O 14** O – Alex Ramsey, RB, VMI  
D – Marquise Blount, LB, CIT  
S – Grant Clemons, K, VMI
- O 21** O – Joe Newman, QB, WOF  
D – Marquise Blount, LB, CIT  
S – Jacob Godek, K, CIT
- O 28** O – Joe Newman, QB, WOF  
D – Artevius Smith, DB, ETSU  
S – Grayson Atkins, P/K, FUR
- N 4** O – Donnavan Spencer, RB, WCU  
D – Sidney Otiwu, LB, MER  
S – Julian Pletz, PK, WCU
- N 11** O – Devin Wynn, TB, FUR  
D – Ty Harris, LB, WCU  
S – Grayson Atkins, P/K, FUR
- N 18** O – Quay Holmes, RB, ETSU  
D – Jayden Pauling, LB, WCU  
S – Montrell Washington, WR/KR, SAM
- N 25** O – Jakob Herres, WR, VMI  
D – Jarrod Richmond, DL, VMI  
S – Grayson Atkins, P/K, FUR



*Mercer's Chandler Curtis was honored three times in 2014, taking special teams player of the week honors twice and freshman of the week honors once.*





# REPEAT PLAYERS OF THE WEEK

## Fourteen times

Adrian Peterson, GSU (1998-01)

## Thirteen times

Armanti Edwards, APP (2006-09)  
Jacob Huesman, UTC (2012-15)

## Nine times

Dexter Coakley, APP (1993-96)  
Richie Williams, APP (2002, '04-05)  
Devlin Hodges, SAM (2016-18)

## Eight times

Brian Ruff, CIT (1974-76)  
John Settle, APP (1984-86)  
Thomas Haskins, VMI (1993-96)  
Louis Ivory, FUR (1998-01)  
Scott Riddle, Elon (2007, '09-10)  
Henrique Ribeiro, UTC (2014-16)  
Grayson Atkins, FUR (2018-19)

## Seven times

Bob Schweickert, VT (1963-64)  
Chris Parker, MAR (1992-95)  
Jesse McCoy, WOF (1999, '02)  
Jermaine Austin, GSU (2002-05)  
William Freeman, FUR (2002-05)  
Sam Martin, APP (2010-12)  
Tyrie Adams, WCU (2016-18)

## Six times

Dino Hackett, APP (1984-85)  
Michael Payton, MAR (1990-92)  
Greg Hill, GSU (1996-99)  
Will Bouton, FUR (1998-01)  
Lamont Seward, WCU (2000, '03)  
Jayson Foster, GSU (2004-05, '07)  
Kevin Richardson, APP (2005-07)  
DeAndre Presley, APP (2008, '10)  
Marcus Cox, APP (2013)  
Detrez Newsome, WCU (2014-17)

## Five times

Dan Darragh, WM (1965-67)  
Bruce Ghesling, FUR (1979-81)  
Derrick Hollins, ETSU (1990)  
James Roberts, UTC (1989, '91)  
Tony Scales, VMI (1989-91)  
Chip Hooks, APP (1991)  
Roger Johnson, MAR (1991-93)  
Greg Ryan, ETSU (1993-95)  
Todd Wells, ETSU (1997, '00)  
Chad Nkang, Elon (2003, '05-06)  
Corey Lynch, APP (2003, '06-07)  
Jordan Sorrells, FUR (2006, '09)  
Eric Breitenstein, WOF (2010-12)  
Dominique Swope, GSU (2011-13)  
Fabian Truss, SAM (2011-13)  
Ray Early, FUR (2010, '12-13)  
Troy Mitchell, WCU (2012, '14-15)

## Four times

Allen McCune, WVU (1964-65)  
George Pearce, WM (1965)  
Gordon Slade, DAV (1968-69)  
Phil Mosser, WM (1970-71)  
Carlester Crumpler, ECU (1972-73)  
Bill Deery, WM (1972-74)  
Tom Rozantz, WM (1975-76)  
Mike Pusey, WCU (1977-79)  
Stump Mitchell, CIT (1979-80)  
Floyd Allen, VMI (1979, '81)  
Melvin Rucker, VMI (1980-81)  
Tony Petersen, MAR (1986-87)  
Gene Brown, CIT (1988)  
Junior Jackson, UTC (1986, '89)  
D.J. Campbell, APP (1989)  
John Gregory, MAR (1988-89)  
Kevin Thigpen, WCU (1990-91)  
Jack Douglas, CIT (1990-91)  
Carl Tremble, FUR (1990, '92)  
William King, MAR (1992-93)  
Kerry Hayes, WCU (1991, '94)  
Damon Scott, APP (1993, '95-96)  
Randy Moss, MAR (1996)  
Braniff Bonaventure, FUR (1993, '95-96)  
Brian Edwards, ETSU (1994, '97)  
Chris Sanders, UTC (1999-00)  
Joe Burchette, APP (2000-02)  
Josh Cain, UTC (1999, '01-02)  
Josh Jeffries, APP (2000-02)  
Billy Napier, FUR (1999, '01-02)  
Carl Meadows, ETSU (2003)  
Chaz Williams, GSU (2002, '04)  
Ingle Martin, FUR (2004-05)  
Andrew Wilcox, Elon (2007-08)  
Bob Hooper, SAM (2008-09)  
Joel Bradford, UTC (2010-11)

Ryan Consiglio, UTC (2009-11)  
Wes Dothard, UTC (2011, '13)  
Ben Dupree, CIT (2010, '12-13)  
Jaquiski Tartt, SAM (2012-13)  
Keon Williams, UTC (2010, '13-14)  
Al Cobb, VMI (2014)  
David Marvin, WOF (2014, '16)  
Jon Croft Hollingsworth, FUR (2014-15, '17)  
Chandler Curtis, MER (2014, '17)  
JJ Jerman, ETSU (2016-18)  
Mitchell Fineran, SAM (2018-19)

## Three times

Buster O'Brien, UR (1968)  
Tony Passander, CIT (1968-69)  
Walker Gillette, UR (1968-69)  
Pat Turchetta, UR (1967-69)  
Dick Irvin, UR (1968-69)  
Ken Thotterow, DAV (1969-70)  
Charlie Richards, UR (1969-70)  
Jeff Varnadoe, CIT (1970-71)  
Billy Meyers, UR (1971-72)  
Danny Kepley, ECU (1972-74)  
Harry Knight, UR (1973-74)  
Phil Upton, VMI (1972, '74)  
Emmitt Hamilton, APP (1975, '77)  
Gwain Durden, UTC (1979-80)  
Steve Brown, APP (1978, '80)  
Willis Yates, UTC (1979-81)  
Anthony James, WCU (1981-82)  
Stan Goodson, APP (1981-82)  
Stanford Jennings, FUR (1981-83)  
Larry Fourqurean, MAR (1981-83)  
Robert Hill, CIT (1983-84)  
Glenn Richardson, UTC (1983-85)  
Bobby Lamb, FUR (1985)  
Darryl Gardner, FUR (1986)  
Dewey Klein, MAR (1988)  
Jeff Blankenship, FUR (1986, '88)  
George Searcy, ETSU (1989)  
Frankie DeBusk, FUR (1988-89)  
Shingo Weems, UTC (1990)  
Rico Mack, APP (1990-91)  
Lester Smith, CIT (1990-92)  
Everette Sands, CIT (1992)  
Avery Hall, APP (1991-92)  
Kenyon Earl, UTC (1991, '93)  
Lonnie Galloway, WCU (1992-93)  
Shannon King, MAR (1992-93)  
Todd Donnan, MAR (1991, '94)  
B.J. Cohen, MAR (1994-95)  
Chad Pennington, MAR (1995)  
James Russell, ETSU (1994-96)  
Ernest Crosby, FUR (1996-97)  
Gerard Hardy, APP (1993, '96-97)  
Daryl Skinner, APP (1997-98)  
Stanley Myers, CIT (1995, '98)  
Arkee Thompson, GSU (1998)  
Carlos Locklyn, UTC (1996, '99)  
Justin Hill, FUR (1997, '99)  
Justin Fryer, WCU (2000-01)  
David Young, GSU (1999, '02)  
Gaven Varner, ETSU (2003)  
Eldra Buckley, UTC (2005-06)  
Jeremy Wiggins, APP (2004, '06)  
Kevious Johnson, WOF (2003, '07)  
Duran Lawson, CIT (2006-07)  
Jesse Hartley, GSU (2007)  
Quinton Phillips, WCU (2007-08)  
Dane Romero, WOF (2005, '08)  
Andre Roberts, CIT (2006, '08)  
D.J. Smith, APP (2007-09)  
Terrell Hudgins, Elon (2007-09)  
Karlos Sullivan, Elon (2006, '08-09)  
Mark LeGree, APP (2008-09)  
Craig Camay, UTC (2007, '09)  
A.J. Harris, Elon (2008-10)  
Jason Vitaris, APP (2009-10)  
Adam Shreiner, Elon (2009-11)  
Robert Brown, GSU (2010-11)  
Adrian Mora, GSU (2009-11)  
Terrell Robinson, UTC (2011)  
Chris Forcier, FUR (2011)  
Jerodis Williams, FUR (2011-12)  
Sean Price, APP (2012)  
Cameron Yaw, SAM (2010, '12)  
Kevin Ellison, GSU (2013)  
Andy Summerlin, SAM (2013)  
Nick Pollard, UTC (2012-14)  
P.J. Blazewski, FUR (2014)  
Justin Cooper, SAM (2014-15)  
Daniel Riddle, WCU (2014-15)  
Anthony Pistelli, SAM (2015)  
Dee Delaney, CIT (2014-16)  
Nakevion Leslie, UTC (2013, '16)  
Tyler Renew, CIT (2015-16)  
Luke Carter, WOF (2017)  
Marshall Cooper, UTC (2017-19)

Chris Oladokun, SAM (2019)  
Artevis Smith, ETSU (2018-19)

## Two times

Joe Missar, CIT (1964)  
Ronnie Smith, UR (1963-64)  
Milt Clegg, WVU (1964)  
Pack Hindsley, DAV (1965)  
Hill Ellett, VMI (1965)  
Garrett Ford, WVU (1965-66)  
Jimmy Poole, DAV (1966)  
Chuck Albertson, WM (1964, '66)  
Jay Goolsby, CIT (1966-67)  
George Wheeler, ECU (1967)  
Robbie Hahn, FUR (1966-67)  
Harvey Bauguess, FUR (1967)  
Dave Holland, WM (1968-69)  
Bob Herb, WM (1970)  
Chuck Cross, FUR (1969-70)  
Ken Nichols, UR (1971)  
Monty Kiernan, ECU (1971)  
Woody Montgomery, DAV (1971-72)  
David Knight, WM (1971-72)  
Mac Bowman, VMI (1971-72)  
Pat Kelly, UR (1971, '73)  
David Harper, DAV (1973)  
Carl Summerell, ECU (1972-73)  
Mike Copley, UR (1974)  
Andrew Johnson, CIT (1974)  
Ronnie Moore, VMI (1974-75)  
Julius Thomas, APP (1974-75)  
Jim Krus, WM (1976)  
Larry Robinson, FUR (1975-76)  
Mike Weaver, ECU (1975-76)  
Pat Murphy, APP (1977-78)  
Kenny Caldwell, CIT (1977-78)  
David Henderson, FUR (1977-78)  
Ty Smith, WCU (1978)  
Scott McConnell, APP (1976, '78)  
Scott Wages, CIT (1978-79)  
Ricky Smith, WCU (1977, '79)  
John Creager, UTC (1978-79)  
Tim Russell, CIT (1979)  
Eddie Estes, APP (1978-79)  
Tim Sorrells, FUR (1979-80)  
Jeff Snipes, FUR (1979-80)  
Ron Mixon, WCU (1980-81)  
Glenn Bates, MAR (1982)  
Shannon DePew, ETSU (1982)  
Richard Dukes, WCU (1982-83)  
David Charpia, FUR (1983)  
Mark Bridgeman, FUR (1983)  
Jerry Butler, ETSU (1982, '84)  
Rock Hurst, FUR (1984)  
Carl Fodor, MAR (1984)  
Artis Edwards, UTC (1982, '84)  
Jeff Gilbert, WCU (1984)  
Tiger Greene, WCU (1984)  
Gary Zingler, ETSU (1983-84)  
David McCrary, UTC (1983-84)  
Phillip Aldridge, UTC (1984-85)  
Tim Couch, UTC (1985)  
Herman Jacobs, ETSU (1983, '86)  
Tim Sanders, APP (1985, '87)  
Jeff Morgan, ETSU (1987)  
Everett Spellman, WCU (1986-87)  
Rick Harris, ETSU (1986, '88)  
Mike Barber, MAR (1986, '88)  
Michael Bryant, MAR (1988)  
Bobby Fuller, APP (1988)  
Scott Council, VMI (1988)  
Ritchie Melchor, APP (1989)  
Raymond Flowers, VMI (1989)  
J.J. Davis, CIT (1990)  
Donahue Stephenson, MAR (1990)  
Kevin Kendrick, FUR (1989-90)  
Harold Alexander, APP (1989, '91)  
Jackie Washington, UTC (1988, '91)  
Dewayne Arkadie, VMI (1989, '91)  
Troy Brown, MAR (1991-92)  
Ricky Carter, MAR (1992)  
Marlon Anderson, VMI (1992)  
Jim Richter, FUR (1992-93)  
Tom Bodine, WCU (1992-93)  
Milan Sterling, FUR (1992-93)  
Jerry Ellison, UTC (1992-93)  
Julius Grant, WCU (1992-93)  
Johnny Smith, APP (1990, '94)  
Scott Satterfield, APP (1993, '95)  
Marques Stubbs, FUR (1995)  
Charles Bostick, GSU (1993, '95)  
Kenny Robinson, GSU (1994, '96)  
Larry McCloud, MAR (1994, '96)  
Scott Belcher, CIT (1995-96)  
Brandon Walker, ETSU (1996)  
Eric Kresser, MAR (1996)  
Darius Hooks, WCU (1996-97)  
Brent Rickman, FUR (1997)

Roderick Russell, GSU (1996-97)  
Mario Hankerson, ETSU (1997)  
Daryl Morrell, GSU (1997)  
Bryan Dailer, FUR (1996-97)  
Chuck Payne, APP (1996, '98)  
Eric Johnson, WCU (1996, '98)  
Aaron Mitchell, VMI (1998)  
Marcus Johnson, CIT (1998)  
Brad Hoover, WCU (1998)  
Travis Wilson, WOF (1998)  
Corey Hall, APP (1999)  
John Keith, FUR (1999)  
Richie Jackson, FUR (1998-99)  
David Rivers, WCU (2000)  
Josh Jeffries, APP (2000-01)  
Fred Boateng, WCU (2000-01)  
J.R. Revere, GSU (2000-01)  
Michael Banks, WCU (1999, '01)  
Josh Cooper, FUR (2000-01)  
Joey Gibson, VMI (2000, '02)  
Jim Thurman, WOF (2002)  
Sean Mizzer, VMI (2002)  
Teddie Whitaker, WOF (2003)  
Alan Atwater, APP (2003)  
Ern Mills, CIT (2003)  
K.T. Stovall, APP (2003)  
Cam Newton, FUR (2003-04)  
Travis Hill, WCU (2004)  
DaVon Fowlkes, APP (2004)  
Isaac West, FUR (2001, '04)  
Cedrick Gipson, FUR (2004)  
Zach McAlister, Elon (2005)  
Marques Murrell, APP (2005)  
Porter Johnson, CIT (2005)  
Jerome Felton, FUR (2004, '06)  
Troy Cooper, CIT (2006)  
Trey Elder, APP (2004, '07)  
Jonathan Parsons, WCU (2007)  
Chris Camacho, UTC (2006-07)  
Renaldo Gray, FUR (2006-07)  
Mike Adams, CIT (2007)  
Brandon Williams, FUR (2005, '08)  
William Middleton, FUR (2007-08)  
Quan Warley, WCU (2008)  
Dustin Taliaferro, SAM (2008)  
Asheton Jordan, CIT (2008)  
Jamal Shuman, Elon (2008-09)  
Bart Blanchard, CIT (2007, '09)  
Van Dyke Jones, CIT (2009)  
Chris Evans, SAM (2008-09)  
Michael Johnson, WCU (2009)  
Brandon Wiggins, Elon (2007, '10)  
Brian Quick, APP (2008, '10)  
Mike Hammons, UTC (2009-10)  
Adam Hearn, WCU (2007, '10)  
Jabari Fletcher, APP (2010)  
Devon Moore, APP (2009-10)  
Deion Stanley, GSU (2011)  
Laron Scott, GSU (2010-11)  
Kadeem Wise, UTC (2010-12)  
Jamal Jackson, APP (2012)  
Thomas Wilson, Elon (2011-12)  
Alvin Scioneaux, WOF (2011-12)  
John Law, APP (2013)  
Thomas Warren, CIT (2012-13)  
Jerick McKinnon, GSU (2012-13)  
Kasey Redfern, WOF (2012-13)  
Michael Weimer, WOF (2012-13)  
Marcus McMorris, FUR (2012-13)  
Gary Wilkins, FUR (2014)  
Josh Kimberlin, DB, SAM (2013-14)  
Davis Tull, UTC (2013-14)  
Tommy Hudson, UTC (2014)  
Spearman Robinson, WCU (2014)  
Aaron Miller, CIT (2014)  
Greg Peranich, SAM (2014)  
Michael Eubank, SAM (2015)  
Tevin Floyd, LB, CIT (2015)  
Aaron Sanders, VMI (2014-15)  
Cory Magwood, FUR (2013, '15)  
Karel Hamilton, SAM (2015-16)  
John Russ, MER (2015-16)  
Austin Barnard, SAM (2016-17)  
Keion Crossen, WCU (2016-17)  
Devin Watson, WOF (2017)  
Lee Bennett, MER (2017)  
Bryce Nunnelly, UTC (2018)  
Cole Fisher, MER (2017-18)  
Grant Clemons, VMI (2019)  
Jacob Godek, CIT (2019)  
Marquise Blount, CIT (2019)  
Joe Newman, WOF (2019)  
Devin Wynn, FUR (2019)

#SoConFB

# PLAYERS OF THE MONTH



**2003**  
September  
October  
November

**Offensive**  
Brian Gaither (WCU)  
Alonzo Nix (UTC)  
Richie Williams (APP)

December Eric Deutsch (WOF)

**2004**  
September  
October  
November

**Offensive**  
John Taylor (Elon)  
DaVon Fowlkes (APP)  
Ingle Martin (FUR)

**2005**  
September  
October  
November  
December

**Offensive**  
Richie Williams (APP)  
Richie Williams (APP)  
Jayson Foster (GSU)  
Richie Williams (APP)

**2006**  
September  
October  
November  
December

**Offensive**  
Eldra Buckley (UTC)  
Kevin Richardson (APP)  
Armani Edwards (APP)  
Kevin Richardson (APP)

**2007**  
September  
October  
November

**Offensive**  
Jayson Foster (GSU)  
Scott Riddle (Elon)  
Armani Edwards (APP)

**2008**  
September  
October  
November

**Offensive**  
Jordan Sorrells (FUR)  
Armani Edwards (APP)  
Armani Edwards (APP)

**2009**  
September  
October  
November

**Offensive**  
Terrell Hudgins (Elon)  
Armani Edwards (APP)  
Terrell Hudgins (Elon)

**2010**  
September  
October  
November

**Offensive**  
DeAndre Presley (APP)  
Eric Breitenstein (WOF)  
Scott Riddle (Elon)

**2011**  
September  
October  
November

**Offensive**  
Aaron Mellette (Elon)  
Eric Breitenstein (WOF)  
Aaron Mellette (Elon)

**2012**  
September  
October  
November

**Offensive**  
Jamal Jackson (APP)  
Aaron Mellette (Elon)  
Jacob Huesman (UTC)

**2013**  
September  
October  
November

**Offensive**  
Andy Summerlin (SAM)  
Andy Summerlin (SAM)  
Marcus Cox (APP)

**2014**  
September  
October  
November

**Offensive**  
Alex Lakes (MER)  
Jacob Huesman (UTC)  
Keon Williams (UTC)

**2015**  
September  
October  
November

**Offensive**  
Jacob Huesman (UTC)  
Derrick Craine (UTC)  
Devlin Hodges (SAM)

**2016**  
September  
October  
November

**Offensive**  
Tyrie Adams (WCU)  
Devlin Hodges (SAM)  
Devlin Hodges (SAM)

**2017**  
September  
October  
November

**Offensive**  
Tyrie Adams (WCU)  
Devlin Hodges (SAM)  
Devlin Hodges (SAM)

**2018**  
September  
October  
November

**Offensive**  
Tyrie Adams (WCU)  
Devlin Hodges (SAM)  
Devlin Hodges (SAM)

**Defensive**  
Eddie Bell (Elon)  
Rod Dunlap (WCU)  
K.T. Stovall (APP)  
Matt Nelson (WOF)  
Matt Nelson (WOF)

**Defensive**  
Mike Sheeley (Elon)  
Greg McConico (UTC)  
Chad Nkang (Elon)

**Defensive**  
Chad Nkang (Elon)  
Chad Nkang (Elon)  
Chad Nkang (Elon)  
Jason Hunter (APP)

**Defensive**  
Chad Nkang (Elon)  
Chad Nkang (Elon)  
Chad Nkang (Elon)  
Corey Lynch (APP)

**Defensive**  
Corey Lynch (APP)  
Chris Camacho (UTC)  
D.J. Smith (APP)

**Defensive**  
Seth Goldwire (WOF)  
Mark LeGree (APP)  
Adrian McLeod (WCU)

**Defensive**  
D.J. Smith (APP)  
Josh Beard (UTC)  
Mark LeGree (APP)

**Defensive**  
Torez Jones (WCU)  
Jabari Fletcher (APP)  
Brent Russell (GSU)

**Defensive**  
Wes Dothard (UTC)  
Demetrius McCray (APP)  
Joshua Jones (Elon)

**Defensive**  
Jaquiski Tartt (SAM)  
Jeremy Kimbrough (APP)  
Darion Sutton (SAM)

**Defensive**  
John Law (APP)  
Davis Tull (UTC)  
Jaquiski Tartt (SAM)

**Defensive**  
Gary Wilkins (FUR)  
Trey Morgan (WCU)  
Justin Cooper (SAM)

**Defensive**  
Dee Delaney (CIT)  
Daniel Riddle (WCU)  
Tevin Floyd (CIT)

**Defensive**  
Kailik Williams (CIT)  
Shaheed Salmon (SAM)  
Jaleel Green (WOF)

**Defensive**  
Marvin Tillman (WCU)  
Aron Spann III (CIT)  
Shaheed Salmon (SAM)

**Defensive**  
Jared Folks (ETSU)  
Tyree Robinson (ETSU)  
Adrian Hope (FUR)

**2019**  
September  
October  
November

**Offensive**  
Chris Oladokun (SAM)  
Joe Newman (WOF)  
Nick Tiano (UTC)

**Defensive**  
Willie Eubanks III (CIT)  
Marquise Blount (CIT)  
Jayden Pauling (WCU)

## REPEAT WINNERS

**Seven times**  
Chad Nkang, Elon (2004-06)  
Devlin Hodges, SAM (2015-18)

**Five times**  
Armani Edwards, APP (2006-09)

**Four times**  
Richie Williams, APP (2003, 05)

**Three times**  
Aaron Mellette, Elon (2011-12)  
Jacob Huesman, UTC (2012, 14-15)  
Tyrie Adams, WCU (2016-18)

**Two times**  
Matt Nelson, WOF (2003)  
Kevin Richardson, APP (2006)  
Jayson Foster, GSU (2005, 07)  
Corey Lynch, APP (2006-07)  
D.J. Smith, APP (2007, 09)  
Mark LeGree, APP (2008-09)  
Terrell Hudgins, Elon (2009)  
Scott Riddle, Elon (2007, 10)  
Eric Breitenstein, WOF (2010-11)  
Andy Summerlin, SAM (2013)  
Jaquiski Tartt, SAM (2012-13)  
Shaheed Salmon, SAM (2016-17)



Elon's Chad Nkang was named the defensive player of the month seven times from 2004-06, taking the honor three times each in 2005 and 2006.



Appalachian State's Armani Edwards was named the offensive player of the month five times from 2006-09.





# ALL-ACADEMIC TEAMS

*The Southern Conference named a Football All-Academic Team from 1974-1987, when the team was discontinued. In 2003 the team was reinstated as a part of the league's Academic Honors Program.*

**1974**  
Jimmy Lofton, VMI  
Tony Farry, VMI  
John Gerdelman, W&M  
Jim Kleinfelder, DAV  
Bill Smith, DAV  
Ronnie Norman, VMI  
Mark Duffner, W&M  
Jeff Hosmer, W&M  
Larry Lundy, ECU  
Dave Grazier, W&M  
Tom Fleisher, DAV

**1975**  
Gill Beck, APP  
Jeff Holcomb, FUR  
Willie Freeman, FUR  
Larry Lundy, ECU  
Steve Patton, FUR  
Mark Mosher, FUR  
Andy Goss, FUR  
Stan Yarborough, CIT  
George Myers, APP  
Ken Smith, W&M  
Jeff Hosmer, W&M

**1976**  
Kenny Caldwell, CIT  
Gill Beck, APP  
Ken Smith, W&M  
Jeff Holcomb, FUR  
Bob Bookmiller, VMI  
Jimmy Kiser, FUR  
Steve Patton, FUR  
John Graham, FUR  
Jeff Hosmer, W&M  
Willie Freeman, FUR  
Andy Goss, FUR

**1977**  
Craig Jones, VMI  
Gill Beck, APP  
Kenny Caldwell, CIT  
Bob Bookmiller, VMI  
Greg Beck, VMI  
Brette Simmons, FUR  
Ty Smith, WCU  
Jimmy Kiser, FUR  
Wayne Tolleson, WCU  
Bobby Peche, WCU  
Ray Schaper, VMI

**1978**  
Kenny Caldwell, CIT  
Craig Jones, VMI  
Bob Bookmiller, VMI  
Bobby Peche, WCU  
Mark Hunt, CIT  
Ty Smith, WCU  
Orion Rust, CIT  
Jimmy Kiser, FUR  
Keith Allen, CIT  
Dale Ogg, VMI  
David Kelly, FUR

**1979**  
Jay Patterson, ETSU  
Mark Hunt, CIT  
Craig Jones, VMI  
Bobby Peche, WCU  
Orion Rust, CIT  
Tim Cox, VMI  
Steve O'Neill, FUR  
Paul Gillis, CIT  
Mike Alston, VMI  
Scott Montgomery, FUR  
Stan Stanley, FUR  
David Willingham, WCU

Charlie Hughes, WCU

**1980**  
Eric Janssen, MAR  
Tom Gottwald, VMI  
Jay Patterson, ETSU  
Mark Hunt, CIT  
Sam Kinker, MAR  
Kelly Curry, CIT  
Zach Kelehear, FUR  
Charlie Anderson, FUR  
Steve O'Neill, FUR  
Rick Beasley, APP  
Scott Strickland, WCU  
Charlie Hughes, WCU

**1981**  
Rick Armfield, ETSU  
Jay Patterson, ETSU  
Bill West, CIT  
Teddy Gottwald, VMI  
Mike Smith, ETSU  
Bill Corn, VMI  
Terry Smith, FUR  
Kelly Curry, CIT  
Steve O'Neill, FUR  
Charlie Anderson, FUR  
Scott Strickland, WCU

**1982**  
Ralph Potter, UTC  
Don Chason, WCU  
Teddy Gottwald, VMI  
Bill West, CIT  
Jerry Rye, CIT  
Scott Smith, UTC  
Jack Teichmann, UTC  
Steve Taylor, WCU  
Bill Corn, VMI  
Jeff Harper, APP  
Ernest Gibson, FUR

**1983**  
Ricky Thompson, ETSU  
Ralph Ptter, UTC  
David Twillie, VMI  
Bob Coxe, DAV  
Micah Downing, DAV  
Steve Taylor, WCU  
Mike Smith, ETSU  
Bill West, CIT  
David Lambert, CIT  
Mitch Fontenot, UTC  
Todd Dodson, APP

**1984**  
Ricky Thompson, ETSU  
Eddie Maddox, WCU  
Ralph Potter, UTC  
Micah Downing, DAV  
Tim Lewis, MAR  
David Twillie, VMI  
Steve Squire, FUR  
David Lambert, CIT  
Steve Taylor, WCU  
Rick Boden, DAV  
Todd Dodson, APP

**1985**  
Ricky Thompson, ETSU  
Micah Downing, DAV  
Mike Poulos, DAV  
Eddie Maddox, WCU  
Dan Young, VMI  
Tim Lewis, MAR  
David Lambert, CIT  
Brian Jager, FUR  
Steve Squire, FUR  
John Drye, FUR  
Tim Stepp, FUR

**1986**  
Lee Duckworth, ETSU  
Dan Young, VMI  
Mike Poulos, DAV  
Tom Frooman, CIT

Gary Stewart, DAV  
Steve Squire, FUR  
Tim Stepp, FUR  
Mike Kissenberth, CIT  
Joe Kelly, UTC  
Troy DeCastro, ETSU  
John Spellacy, MAR

**1987**  
Lee Duckworth, ETSU  
Jeff Legg, UTC  
Dan Young, VMI  
Tom Frooman, CIT  
Mike Wood, FUR  
Joe Kelly, UTC  
Steve Colwell, UTC  
Mike Kissenberth, CIT  
Steve Gandy, FUR  
Anthony McIntosh, VMI  
Tim Stepp, FUR

No team selected, 1988-2002

**2003**  
Eric Elsener, APP  
Andrew Stamey, APP  
Daniel Utley, APP  
Porter Johnson, CIT  
Travis Williams, ETSU  
Mark Jetton, Elon  
Brandon Mason, Elon  
Derek Neal, Elon  
Brian Simer, Elon  
Brant Glover, FUR  
Justin Purdue, FUR  
Josh Slagle, FUR  
Derrick Butler, GSU  
Matt Rio, GSU  
Troy Blackwell, UTC  
Patrick Shuttles, UTC  
Brian Pesci, WCU  
Chris Vought, WCU  
Jason Whaley, WCU  
Tim Beckner, WOF  
Katon Bethay, WOF  
Shane Fast, WOF  
J.R. McNair, WOF  
Derek Newberry, WOF  
Davy Olmsted, WOF  
Josh Smith, WOF  
Jonathan Wheeler, WOF  
Ben Whitney, WOF  
Jeff Zolman, WOF

**2004**  
Eric Elsener, APP  
Wes Herlocker, APP  
Andrew Stamey, APP  
Daniel Utley, APP  
Lukas Gleissner, CIT  
Porter Johnson, CIT  
Ryan Moody, CIT  
Christopher Murray, CIT  
Adam Peterson, CIT  
Mark Jetton, Elon  
Brandon Mason, Elon  
Brad Bell, FUR  
Adi Filipovic, FUR  
Brant Glover, FUR  
Justin Purdue, FUR  
Josh Slagle, FUR  
Clint Barbour, GSU  
Derrick Butler, GSU  
David Willingham, GSU  
Sean Digby, UTC  
Wesley Tankersley, UTC  
Buck Freeman, WCU  
Matt Beavin, WOF  
Tim Beckner, WOF  
Katon Bethay, WOF  
Shane Fast, WOF  
Kyle Horne, WOF  
Derek Newberry, WOF  
Davy Olmsted, WOF  
Josh Smith, WOF  
Jonathan Wheeler, WOF

Ben Whitney, WOF  
Jeff Zolman, WOF

**2005**  
Eric Eisner, APP  
Russell Wilson, APP  
Pierre Banks, APP  
Chase Laws, APP  
Daniel Orlebar, APP  
Chase Carlton, CIT  
Chris Murray, CIT  
Adam Peterson, CIT  
Mark Jetton, Elon  
Greg Abbott, Elon  
Reggie Hall, Elon  
Danny Bobcak, Elon  
Wes Pope, Elon  
Jason Lotz, Elon  
Joe Watson, FUR  
Scott Shuford, FUR  
Rico Scott, FUR  
David Menocal, FUR  
Adi Filipovic, FUR  
Dusty Reddick, GSU  
Dan Jordan, GSU  
Chris Williams, GSU  
Pierce Giboney, GSU  
Jerry Barker, GSU  
Ryan Kelly, GSU  
Seth Brownlee, GSU  
David Willingham, GSU  
Matthew Angeloni, UTC  
William Giles, UTC  
Bryant Freeman, WCU  
Linden Ryan, WCU  
Sam Howard, WCU  
Travis Hill, WCU  
Stephen Brown, WCU  
Josh Smith, WOF  
Dave Olmsted, WOF  
Katon Bethay, WOF  
Derek Newberry, WOF  
Brian Ford, WOF  
Michael Combest, WOF  
Zach Grey, WOF  
Dan Tavani, WOF  
Jason Leventis, WOF  
Matt Beavin, WOF  
Nick Robinson, WOF  
Kyle Horne, WOF

**2006**  
Pierre Banks, APP  
Chase Laws, APP  
Daniel Orlebar, APP  
Russell Wilson, APP  
Willie Rowell, CIT  
Trevor Broughton, CIT  
Derek Moore, CIT  
Adam Peterson, CIT  
Kevin McCaskill, CIT  
Danny Boback, Elon  
Mark Ewing, Elon  
Greg Abbott, Elon  
Wes Pope, Elon  
Brad Bell, FUR  
Jordan Sorrells, FUR  
Adi Filipovic, FUR  
Joe Watson, FUR  
Andrew Thacker, FUR  
Scott Shuford, FUR  
Clay Crosby, FUR  
Daniel Leagans, FUR  
Dan Jordan, GSU  
Chris Ashkouti, GSU  
Jerry Barker, GSU  
Pierce Giboney, GSU  
Dusty Reddick, GSU  
Robert Roulhac, GSU  
David Willingham, GSU  
Charlie Giacomarro, GSU  
William Giles, UTC  
Steven Smigelsky, UTC  
Drew Walker, WCU  
Justin Johnson, WCU

Marcus Brown, WCU  
Kevin Adleman, WOF  
Brian Ford, WOF  
Michael Combest, WOF  
Dan Tavani, WOF  
Derek Wooten, WOF  
Matt Beavin, WOF  
Kyle Horne, WOF  
Nick Robinson, WOF  
Brent Owe, WOF  
Ben Quick, WOF

**2007**  
Russell Wilson, APP  
Brad Hardee, APP  
Pierre Banks, APP  
Anthony Williams, APP  
Cory Rycroft, APP  
Chris McDowell, CIT  
Ryan Keiper, CIT  
Brice Peper, CIT  
James Costigan, CIT  
Mike Adams, CIT  
Kevin McCaskill, CIT  
Bart Blanchard, CIT  
Jonathan Felix, CIT  
Trevor Broughton, CIT  
Andrew Rowell, CIT  
Aaron Kelly, CIT  
Clay Muirhead, CIT  
Joe Watson, FUR  
Bobby Yawn, FUR  
Scott Shuford, FUR  
Jordan Sorrells, FUR  
Daniel Leagans, FUR  
David Menocal, FUR  
Thomas Twitty, FUR  
Andrew Thacker, FUR  
Jerome Felton, FUR  
Patrick Sprague, FUR  
Daniel Jordan, GSU  
Dusty Reddick, GSU  
Jerry Barker, GSU  
Pierce Giboney, GSU  
Charlie Giacomarro, GSU  
Joe Haynie, GSU  
Steven Smigelsky, UTC  
Matthew Angeloni, UTC  
William Giles, UTC  
Thomas Hinton, UTC  
Marcus Brown, WCU  
Jonathan Parsons, WCU  
Justin Johnson, WCU  
Kadeem Morgan, WCU  
Chris Collins, WCU  
Joe Fornadel, WOF  
Austin Palmer, WOF  
Zac Grey, WOF  
Kevin Adleman, WOF  
Ben Quick, WOF  
Dan Tavani, WOF  
Brent Owen, WOF  
Brian Ford, WOF  
Trey Johnson, WOF  
Brad Miller, WOF  
Gary Blount, WOF  
Derek Wooten, WOF  
Travis Boyd, WOF  
Kyle Lanham, WOF  
Michael Combest, WOF  
Patrick Muga, WOF

**2008**  
Pierre Banks, APP  
Xan Thomas, APP  
Jabari Fletcher, APP  
Brad Hardee, APP  
Orry Frye, APP  
William Giles, UTC  
Steven Smigelsky, UTC  
Khirey Walker, Elon  
Lance Canington, FUR  
Clay Crosby, FUR  
Rick Fur, FUR  
Dustin Gourdin, FUR  
Daniel Leagans, FUR

#SoConFB

# ALL-ACADEMIC TEAMS



David Menocal, FUR  
 Jordan Sorrells, FUR  
 Thomas Twitty, FUR  
 Brett Layson, GSU  
 Adrian Mora, GSU  
 Ty Levie, SAM  
 Richie Fordham, SAM  
 Mitch Waters, SAM  
 Ryan Keiper, CIT  
 Samuel Keeler, CIT  
 Travis Ruff, CIT  
 Kevin McCaskill, CIT  
 Charles Major, CIT  
 Cody Wilson, CIT  
 Dewitt Jones, CIT  
 Jordan Gilmore, CIT  
 Jordan Panter, CIT  
 Jonathan Vest, CIT  
 Desmond Capers, CIT  
 Andy Horn, WCU  
 Chris Everett, WCU  
 John Julien, WCU  
 Josh Deaver, WCU  
 Quintin Phillips, WCU  
 Zack Jaynes, WCU  
 Mitch Allen, WOF  
 Joe Fornadel, WOF  
 Austin Palmer, WOF  
 Ben Quick, WOF  
 Brent Owen, WOF  
 Cody Van Der Linden, WOF  
 Travis Boyd, WOF  
 Brad Miller, WOF  
 Trey Johnson, WOF  
 Ben Wilmoth, WOF  
 Kyle Lanham, WOF  
 Clark Bishop, WOF  
 Derek Wooten, WOF  
 Patrick Mugan, WOF  
 Gary Blount, WOF  
 Andrew Strickland, WOF  
 Chris Cummings, WOF

## 2009

Rod Chisholm, APP  
 Cougar Norris, APP  
 Xan Thomas, APP  
 Tim Frye, APP  
 Orry Frye, APP  
 Brad Hardee, APP  
 Justin Lloyd, APP  
 Sam Martin, APP  
 Adam Miller, UTC  
 Brock Oliver, UTC  
 Joel Bradford, UTC  
 Steven Smigelsky, UTC  
 Jeff Veres, UTC  
 Austin Wilson, UTC  
 Mike Hammons, UTC  
 Dustin Tate, UTC  
 Nick Craig, UTC  
 Ryan Geist, UTC  
 Chris Shafto, Elon  
 Andrew McMicken, Elon  
 Jake Goldsberry, Elon  
 A.J. Harris, Elon  
 Khirey Walker, Elon  
 David Barrington, FUR  
 Rick Fur, FUR  
 Jordan Sorrells, FUR  
 Dustin Gourdin, FUR  
 Will King, FUR  
 Daniel Spisak, FUR  
 Chisom Onyeuku, FUR  
 Jordan Eshelman, FUR  
 Christopher Rogers, GSU  
 Cornelius (Neil) Harrell, GSU  
 Jeremy Towns, SAM  
 Dustin Taliaferro, SAM  
 Charlie Sanford, SAM  
 Cory Smith, SAM  
 Tyler Levie, SAM  
 Richie Fordham, SAM  
 Ryan Fordham, SAM  
 J. D. Lott, SAM  
 Ryan Keiper, CIT

John Synovec, CIT  
 Samuel Keeler, CIT  
 Travis Ruff, CIT  
 Jordan Panter, CIT  
 Toluwalase Akindede, CIT  
 Dewitt Jones, CIT  
 Davis Boyle, CIT  
 Leon Buncum, CIT  
 Austin Boyle, CIT  
 Cameron Turner, CIT  
 Jordon Gilmore, CIT  
 Colby McCoy, WCU  
 Zack Jaynes, WCU  
 Ricky Schwarz, WCU  
 Brett Allen, WCU  
 Michael Roulhac, WOF  
 Mitch Allen, WOF  
 Joe Fornadel, WOF  
 Austin Palmer, WOF  
 Cody Van Der Linden, WOF  
 Ben Wilmoth, WOF  
 Trey Johnson, WOF  
 Brad Miller, WOF  
 Clark Bishop, WOF  
 Chris Cummings, WOF  
 Gary Blount, WOF  
 Sean Lees, WOF  
 Brenton Bersin, WOF  
 Tommy Irvin, WOF

## 2010

Karl Anderson, APP  
 Blake Elder, APP  
 BJ Frazier, APP  
 Michael Frazier, APP  
 Orry Frye, APP  
 Brad Hardee, APP  
 Josh Jurius, APP  
 Sam Martin, APP  
 Cougar Norris, APP  
 Troy Sandes, APP  
 Toluwalase Akindede, CIT  
 Austin Boyle, CIT  
 Jeremy Buncum, CIT  
 Domic Jones, CIT  
 VanDyke Jones, CIT  
 Ryan Keiper, CIT  
 Brandon McCladdie, CIT  
 Jordan Panter, CIT  
 Travis Ruff, CIT  
 John Synovec, CIT  
 Tyler Thornton, CIT  
 Alexander Wall, CIT  
 Kyle Herbert, Elon  
 John Reece, Elon  
 Justin Ward, Elon  
 Blake Thompson, Elon  
 A.J. Harris, Elon  
 Bruce Rosell, Elon  
 Chris Shafto, Elon  
 Kevin Allman, FUR  
 David Barrington, FUR  
 Jordan Eshelman, FUR  
 Rick Furman, FUR  
 Bryan Hayes, FUR  
 Will White, FUR  
 Patrick Barker, GSU  
 Andrew Sasser, GSU  
 Ritchie Fordham, SAM  
 Craig Millard, SAM  
 Michael Pendergrast, SAM  
 Charlie Sanford, SAM  
 Justin Sly, SAM  
 Cory Smith, SAM  
 Dustin Taliaferro, SAM  
 Joel Bradford, UTC  
 Mike Hammons, UTC  
 B.J. Coleman, UTC  
 Ryan Consiglio, UTC  
 Ryan Geist, UTC  
 Shane Heatherly, UTC  
 Adam Miller, UTC  
 Brock Oliver, UTC  
 Jeff Veres, UTC  
 Brett Allen, WCU  
 Wesley Cook, WCU

Richard Schwartz, WCU  
 Charles Woolwine, WCU  
 Mitch Allen, WOF  
 Clark Bishop, WOF  
 Calvin Cantrell, WOF  
 Chris Cummings, WOF  
 Pat Illig, WOF  
 Tommy Irvin, WOF  
 Trey Johnson, WOF  
 Ben Wilmoth, WOF

## 2011

Karl Anderson, APP  
 Ian Barnard, APP  
 Graham Fisher, APP  
 Orry Frye, APP  
 Logan Hallock, APP  
 Cougar Norris, APP  
 Troy Sanders, APP  
 Xan Thomas, APP  
 Tony Washington, APP  
 Tolu Akindede, CIT  
 Preston Bailey, CIT  
 Leon Buncum, CIT  
 Brandon McCladdie, CIT  
 John Synovec, CIT  
 Christopher Thornton, CIT  
 Alexander Wall, CIT  
 Gavin Billings, Elon  
 AJ Harris, Elon  
 John Reece, Elon  
 Austin Sowell, Elon  
 Will White, FUR  
 Billy Greer, GSU  
 Adrian Mora, GSU  
 Joe Collins, SAM  
 Phillip Ketcham, SAM  
 Ben Neill, SAM  
 Greg Peranich, SAM  
 Michael Pendergast, SAM  
 Charlie Sanford, SAM  
 Justin Sly, SAM  
 Dustin Taliaferro, SAM  
 Noah Wilson, SAM  
 Joel Bradford, UTC  
 Taylor Dodds, UTC  
 Mike Hammons, UTC  
 Adam Miller, UTC  
 C.J. Murrell, UTC  
 Brock Oliver, UTC  
 Nick Pollard, UTC  
 Brett Allen, WCU  
 Wesley Cook, WCU  
 Rory Pearson, WCU  
 Dan Polaski, WCU  
 Ricky Schwarz, WCU  
 Marcus Stokes, WCU  
 Rock Williams, WCU  
 Walt Woolwine, WCU  
 Mitch Allen, WOF  
 Calvin Cantrell, WOF  
 Tymeco Gregory, WOF  
 Ryan Pretrea, WOF  
 Thomas Simmons, WOF  
 James Zotto, WOF

## 2012

Karl Anderson, APP  
 Ian Barnard, APP  
 Graham Fisher, APP  
 Logan Hallock, APP  
 Troy Sanders, APP  
 Adam Scott, APP  
 Michael Washington, APP  
 Austin Boyle, CIT  
 Davis Boyle, CIT  
 Douglas German, CIT  
 Brandon McCladdie, CIT  
 Oyeyemi Oyegunle, CIT  
 Carson Smith, CIT  
 Walker Smith, CIT  
 Thomas Warren, CIT  
 Gavin Billings, Elon  
 Thomas McGuire, Elon  
 Austin Sowell, Elon  
 Dennis Wagner, Elon

Justin Ward, Elon  
 Miles Williams, Elon  
 Ernie Cain, FUR  
 Carson Parker, FUR  
 Gary Scott, FUR  
 Will White, FUR  
 Garrett Frye, GSU  
 Michael O'Neal, SAM  
 Greg Peranich, SAM  
 Michael Pendergrast, SAM  
 Charlie Sanford, SAM  
 Justin Sly, SAM  
 Jeremy Towns, SAM  
 Zeke Walters, SAM  
 Bobby Wilson, SAM  
 Bryn Oliver, UTC  
 Adam Miller, UTC  
 Nick Pollard, UTC  
 Jacob Huesman, UTC  
 C.J. Murrell, UTC  
 Davis Tull, UTC  
 Wesley Cook, WCU  
 K.P. Hicks, WCU  
 David Giron, WCU  
 Conner Orr, WCU  
 Dan Polaski, WCU  
 Bevan Robbs, WCU  
 Clark Sechrest, WCU  
 Richard Sigmon, WCU  
 Marcus Stokes, WCU  
 Rock Williams, WCU  
 Calvin Cantrell, WOF  
 Rob Greene, WOF  
 Paul Inclan, WOF  
 James Lawson, WOF  
 Zach Murray, WOF  
 Thomas Simmons, WOF  
 Kane Sherrill, WOF  
 James Zotto, WOF

## 2013

Karl Anderson, APP  
 Josh Anding, APP  
 Barrett Burns, APP  
 Austin Chambers, APP  
 Graham Fisher, APP  
 Logan Hallock, APP  
 Jacob McCann, APP  
 Tony Washington, APP  
 Cullen Brown, CIT  
 Joe Crochet, CIT  
 Preston Durham, CIT  
 Eric Goins, CIT  
 Brandon McCladdie, CIT  
 Walker Smith, CIT  
 Thomas Warren, CIT  
 Jacob Ingle, Elon  
 John Loughery, Elon  
 Thomas McGuire, Elon  
 Austin Sowell, Elon  
 Dennis Wagner, Elon  
 Ernie Cain, FUR  
 Reese Hannon, FUR  
 Gibson Klapthor, FUR  
 Andy McMillan, FUR  
 Chad Scott, FUR  
 Tanner Skogen, FUR  
 Matthew Dobson, GSU  
 Garrett Frye, GSU  
 Hunter Lamar, GSU  
 Jeffery Ward, GSU  
 Gunnar Bromelow, SAM  
 Greg Peranich, SAM  
 Brinson Porter, SAM  
 Michael O'Neal, SAM  
 Ben Neill, SAM  
 Hans Rice, SAM  
 Andy Summerlin, SAM  
 Jeremy Towns, SAM  
 Zeke Walters, SAM  
 Bobby Wilson, SAM  
 C.J. Murrell, UTC  
 Kevin Neithammer, UTC  
 Nick Pollard, UTC  
 Beau Simmons, UTC  
 Davis Tull, UTC

Chandler Addertion, WCU  
 Sertonuse Harris, WCU  
 K.P. Hicks, WCU  
 Darius Ramsey, WCU  
 Leonard Richardson, WCU  
 Clark Sechrest, WCU  
 Richard Sigmon, WCU  
 Jake Thornton, WCU  
 T.J. Chamberlain, WOF  
 Robert Greene, WOF  
 Octavius Harden, WOF  
 Paul Inclan, WOF  
 Marcus Isom, WOF  
 James Lawson, WOF  
 Kane Sherrill, WOF  
 Kevin Thomas, WOF  
 James Zotto, WOF

## 2014

Joe Crochet, CIT  
 Eric Goins, CIT  
 Nick Jeffreys, CIT  
 Austin Jordan, CIT  
 Craig Miller, CIT  
 Hunter Morris, CIT  
 Isaiah Pinson, CIT  
 Carson Smith, CIT  
 Walker Smith, CIT  
 Will Vanvick, CIT  
 Kyle Weaver, CIT  
 Ernie Cain, FUR  
 Duncan Fletcher, FUR  
 Andy McMillan, FUR  
 Chad Scott, FUR  
 Dillon Woodruff, FUR  
 John Garrett Abernathy, MER  
 Robert Brown, MER  
 Devin Davidson, MER  
 Rob East, MER  
 Mike Gray, MER  
 Cody Jones, MER  
 James Palmer, MER  
 Grant Radakovich, MER  
 John Russ, MER  
 Kirby Southard, MER  
 Brett Steverson, MER  
 Michael Wagner, MER  
 Tyler Ward, MER  
 Avery White, MER  
 Gunnar Bromelow, SAM  
 Wesley Carter, SAM  
 Reece Everett, SAM  
 Michael O'Neal, SAM  
 Greg Peranich, SAM  
 Brinson Porter, SAM  
 Ryan Bossung, UTC  
 Derrick Craine, UTC  
 Kevin Niethammer, UTC  
 Nick Pollard, UTC  
 Jacob Revis, UTC  
 Jerkerious Scott, UTC  
 Hunter Townson, UTC  
 Davis Tull, UTC  
 Hayden Alford, VMI  
 Al Cobb, VMI  
 Chris Copeland, VMI  
 K.P. Hicks, WCU  
 Andrew Mayton, WCU  
 Lee Patillo, WCU  
 Fred Payne, WCU  
 Darius Ramsey, WCU  
 Richard Sigmon, WCU  
 Taylor Bragg, WOF  
 Nick Colvin, WOF  
 Steven Cornellier, WOF  
 Octavius Harden, WOF  
 Cole Higbie, WOF  
 Brody Hingst, WOF  
 Marcus Isom, WOF  
 David Marvin, WOF  
 Paul Nelson, WOF  
 T.J. Novotny, WOF  
 Brian Sanders, WOF  
 Kevin Thomas, WOF  
 Anton Wharby, WOF





# ALL-ACADEMIC TEAMS

#SoConFB

## 2015

Caleb Bennett, CIT  
 Tyus Carter, CIT  
 Joe Crochet, CIT  
 Brandon Eakins, CIT  
 Eric Goins, CIT  
 Nick Jeffreys, CIT  
 Craig Miller, CIT  
 Myles Pierce, CIT  
 Lee Riley, CIT  
 Will Vanvick, CIT  
 Kyle Weaver, CIT  
 Duncan Fletcher, FUR  
 Reese Hannon, FUR  
 Carl Rider, FUR  
 Andy Schumpert, FUR  
 Chad Scott, FUR  
 Dillon Woodruff, FUR  
 John Abernathy, MER  
 Samuel Arrington, MER  
 Lee Bennett, MER  
 Robert Brown, MER  
 Devin Davidson, MER  
 Robert East, MER  
 Michael Gray, MER  
 Brandon Gurley, MER  
 Cody Jones, MER  
 CJ Kleckley, MER  
 Philip Lieb, MER  
 Thomas Marchman, MER  
 Arterious Mitchell, MER  
 Grant Radakovich, MER  
 Zechariah Rice, MER  
 John Russ, MER  
 Kirby Southard, MER  
 Tyler Ward, MER  
 Avery White, MER  
 Charles Yates, MER  
 Gunnar Bromelow, SAM  
 Wesley Carter, SAM  
 Carter McManes, SAM  
 Anthony Pistelli, SAM  
 Jacob Wilks, SAM  
 Derek Slaughter, SAM  
 Cody Bennett, UTC  
 Jacob Revis, UTC  
 Nikolay Timoshchuk, UTC  
 Ryan Bossung, UTC  
 Derrick Craine, UTC  
 Alex Hooper, UTC  
 Hunter Townson, UTC  
 Hayden Alford, VMI  
 Al Cobb, VMI  
 Chris Copeland, VMI  
 Patrick Doucette, VMI  
 Brian Ellis, VMI  
 Ryan Francis, VMI  
 Scott Frazier, VMI  
 Chad Jacob, VMI  
 Andrew Lewis, VMI  
 Tony Richardson, VMI  
 Greg Sanders, VMI  
 Chandler Addertion, WCU  
 Derrick Davis, WCU  
 Blake Metcalf, WCU  
 A.J. Newman, WCU  
 London Richardson, WCU  
 Daniel Riddle, WCU  
 Kaleb Spry, WCU  
 Zach Weeks, WCU  
 Taylor Bragg, WOF  
 Logan Christian, WOF  
 Nick Colvin, WOF  
 Steven Cornellier, WOF  
 Jared Jacon-Duffy, WOF  
 David Marvin, WOF  
 Paul Nelson, WOF  
 T.J. Novotny, WOF  
 John Patterson, WOF  
 Brian Sanders, WOF  
 Anton Wahrby, WOF  
 Hunter Windham, WOF

## 2016

Ken Allen, CIT  
 Jordan Black, CIT

Tyus Carter, CIT  
 Joe Crochet, CIT  
 Jonathan Dorogy, CIT  
 Nick Jeffreys, CIT  
 Patrick Keefe, CIT  
 Myles Pierce, CIT  
 Will Vanvick, CIT  
 Kyle Weaver, CIT  
 Samuel Wike, ETSU  
 Alston Quillin, ETSU  
 Haddon Hill, ETSU  
 Jack Jones, ETSU  
 Austin Herink, ETSU  
 Christopher Bouyer, ETSU  
 Johnathon Jerman, ETSU  
 Kobe Kelley, ETSU  
 Christopher Jackson, ETSU  
 Austin Gatewood, ETSU  
 Kevin McConnell, ETSU  
 Jackson Buonamia, FUR  
 Duncan Fletcher, FUR  
 Reese Hannon, FUR  
 Carl Rider, FUR  
 Brian Ross, FUR  
 Andy Schumpert, FUR  
 Chad Scott, FUR  
 Wade Smith, FUR  
 Tosin Agebor, MER  
 Samuel Arrington, MER  
 Lemarkus Bailey, MER  
 Robert Brown, MER  
 Sytavius Brown, MER  
 Tanner Brumby, MER  
 Coleman Fisher, MER  
 Michael Gray, MER  
 Brandon Gurley, MER  
 Dorian Kithcart, MER  
 Clifford Kleckley, MER  
 Philip Lieb, MER  
 Corey Lockett, MER  
 Thomas Marchman, MER  
 Steven Nixon, MER  
 John Russ, MER  
 Tyler Ward, MER  
 Charles Yates, MER  
 Reece Everett, SAM  
 Carter McManes, SAM  
 Mitchell Smith, SAM  
 Ryan White, SAM  
 Cody Bennett, UTC  
 Colin Brewer, UTC  
 Derrick Craine, UTC  
 Alex Hooper, UTC  
 Branden Parker, UTC  
 Hunter Townson, UTC  
 Alex Trotter, UTC  
 Zach Baker, VMI  
 Al Cobb, VMI  
 Patrick Doucette, VMI  
 Tyler Fedison, VMI  
 Ryan Francis, VMI  
 Scott Frazier, VMI  
 Chad Jacob, VMI  
 Andrew Lewis, VMI  
 Tony Richardson, VMI  
 Greg Sanders, VMI  
 Chandler Addertion, WCU  
 Ian Berryman, WCU  
 Nathan Dalton, WCU  
 Corey Holloway, WCU  
 Ethan James, WCU  
 Tyler Junius, WCU  
 Andrew Mayton, WCU  
 A.J. Newman, WCU  
 Daniel Riddle, WCU  
 Kaleb Spry, WCU  
 Jerod Walls, WCU  
 Zach Weeks, WCU  
 Nick Colvin, WCU  
 Steven Cornellier, WOF  
 Jared Jacon-Duffy, WOF  
 David Marvin, WOF  
 T.J. Novotny, WOF  
 John Patterson, WOF  
 Malik Rivera, WOF  
 Brian Sanders, WOF

Anton Wahrby, WOF  
 Hunter Windham, WOF

## 2017

Carl Cunningham Jr., CIT  
 Cody Floyd, CIT  
 Jacob Godek, CIT  
 Cam Jackson, CIT  
 Patrick Keefe, CIT  
 Jonathan King, CIT  
 Myles Pierce, CIT  
 Blake Bockrath, ETSU  
 Chris Bouyer, ETSU  
 Eddie Gajardo, ETSU  
 Austin Gatewood, ETSU  
 JD Griffin, ETSU  
 Austin Herink, ETSU  
 Haddon Hill, ETSU  
 JJ Jerman, ETSU  
 Kobe Kelley, ETSU  
 Trey Quilin, ETSU  
 Braxton Richburg, ETSU  
 Austin Rowan, ETSU  
 Myles Smith, ETSU  
 Jajuan Stinson, ETSU  
 Hunter Wike, ETSU  
 Cole Kennedy, FUR  
 Reed Kroeber, FUR  
 Bo Layton, FUR  
 Jack Owen, FUR  
 Harris Roberts, FUR  
 Wade Smith, FUR  
 Sean Rusnak, FUR  
 Andy Schumpert, FUR  
 Wade Smith, FUR  
 Jonah Tibbs, FUR  
 Dillon Woodruff, FUR  
 Tucker Cannon, MER  
 Logan Craighead, MER  
 Cole Fisher, MER  
 Jake Flath, MER  
 Brandon Gurley, MER  
 Dorian Kithcart, MER  
 Alex Lakes, MER  
 Thomas Marchman, MER  
 Ryan May, MER  
 Tee Mitchell, MER  
 Steven Nixon, MER  
 Sidney Otiwu, MER  
 John Russ, MER  
 Brumby Tanner, MER  
 Chase Westfall, MER  
 Austin Wysor, MER  
 Caleb Yates, MER  
 Austin Barnard, SAM  
 Alec Happel, SAM  
 Reid Hulgan, SAM  
 Carter McManes, SAM  
 Matthew Pittarelli, SAM  
 Jordan Weaver, SAM  
 Rashun Freeman, UTC  
 Alex Hooper, UTC  
 Jerrell Lawson, UTC  
 Zach Baker, VMI  
 Brad Davis, VMI  
 Reed King, VMI  
 Cole Strange, UTC  
 Zach Baker, VMI  
 Brad Davis, VMI  
 Reed King, VMI  
 Jake Paladino, VMI  
 Colby Rider, VMI  
 A.J. Smith, VMI  
 Jordan Ward, VMI  
 Kenny Benton, WCU  
 Ian Berryman, WCU  
 Nathan Dalton, WCU  
 Alan Harris, WCU  
 Corey Holloway, WCU  
 Will Jones, WCU  
 Kaleb Spry, WCU  
 Grady Thomas, WCU  
 Zach Weeks, WCU  
 John Beckley, WOF  
 Blake Jeresaty, WOF  
 Garrison Moore, WOF  
 Michael Ralph, WOF  
 Andy Riazzi, WOF  
 Weston Rountree, WOF  
 Ryan Titus, WOF  
 Brandon Zamarly, WOF

## 2018

Aaron Brawley, CIT  
 Sean-Thomas Faulkner, CIT  
 Jacob Godek, CIT  
 Patrick Keefe, CIT  
 Brandon Rainey, CIT  
 Gage Russell, CIT  
 Dante Smith, CIT  
 Raleigh Webb, CIT  
 Denzel Wright, CIT  
 Chris Bouyer, ETSU  
 Eddie Gajardo, ETSU  
 Austin Gatewood, ETSU  
 Austin Herink, ETSU  
 Haddon Hill, ETSU  
 JJ Jerman, ETSU  
 Kobe Kelley, ETSU  
 Greg McCloud, ETSU  
 Cameron Parker, ETSU  
 Matt Thompson, ETSU  
 Dylan Weigel, ETSU  
 Grayson Atkins, FUR  
 Reed Kroeber, FUR  
 Bo Layton, FUR  
 Jack Owen, FUR  
 Harris Roberts, FUR  
 Wade Smith, FUR  
 Guysen Bohler, MER  
 Michael Cannon, MER  
 Thomas Craighead, MER  
 Coleman Fisher, MER  
 John Flath, MER  
 Charles Frost, MER  
 Brandon Gurley, MER  
 John Iorillo, MER  
 Barron King, MER  
 Dorian Kithcart, MER  
 Connor Krieger, MER  
 Arterious Mitchell, MER  
 Steven Nixon, MER  
 Sidney Otiwu, MER  
 Andrew Pettit, MER  
 John Raines, MER  
 Matthew Shiel, MER  
 Carl Westfall, MER  
 Austin Wysor, MER  
 Nicholas Barton, SAM  
 Nathan East, SAM  
 Matthew Pittarelli, SAM  
 John Staton, SAM  
 Jordan Weaver, SAM  
 Colin Brewer, UTC  
 Marshall Cooper, UTC  
 Rashun Freeman, UTC  
 Jerrell Lawson, UTC  
 Jared Nash, UTC  
 Bryce Nunnally, UTC  
 Hawk Schrider, UTC  
 Jonathan Stovall, UTC  
 Cole Strange, UTC  
 Alex Trotter, UTC  
 Zach Baker, VMI  
 Brad Davis, VMI  
 Reed King, VMI  
 Jake Paladino, VMI  
 Colby Rider, VMI  
 A.J. Smith, VMI  
 Jordan Ward, VMI  
 Kenny Benton, WCU  
 Ian Berryman, WCU  
 Nathan Dalton, WCU  
 Alan Harris, WCU  
 Corey Holloway, WCU  
 Will Jones, WCU  
 Kaleb Spry, WCU  
 Grady Thomas, WCU  
 Zach Weeks, WCU  
 John Beckley, WOF  
 Blake Jeresaty, WOF  
 Garrison Moore, WOF  
 Michael Ralph, WOF  
 Andy Riazzi, WOF  
 Weston Rountree, WOF  
 Ryan Titus, WOF  
 Brandon Zamarly, WOF

## 2019

Aaron Brawley, CIT  
 Matt Campbell, CIT  
 Thomas Crawford, CIT  
 Sean-Thomas Faulkner, CIT  
 Jacob Godek, CIT  
 Elijah Lowe, CIT  
 Brandon Rainey, CIT  
 Gage Russell, CIT  
 Dante Smith, CIT  
 Raleigh Webb, CIT  
 Denzel Wright, CIT  
 Nate Adkins, ETSU  
 Ben Blackmon, ETSU  
 Eddie Gajardo, ETSU  
 Dustin Nickle, ETSU  
 Cameron Parker, ETSU  
 Austin Rowan, ETSU  
 Chase Abshier, FUR  
 Grayson Atkins, FUR  
 Jack Hardin, FUR  
 Reed Kroeber, FUR  
 Bo Layton, FUR  
 Jack Owen, FUR  
 Hamp Sisson, FUR  
 Michael Cannon, MER  
 Willie Coneway, MER  
 Thomas Craighead, MER  
 John Flath, MER  
 Collin Foster, MER  
 Charles Frost, MER  
 John Iorillo, MER  
 Eric Jackson, MER  
 Barron King, MER  
 Dorian Kithcart, MER  
 Conner Krieger, MER  
 Landon Miller, MER  
 Sidney Otiwu, MER  
 Loy Peppers, MER  
 Andrew Pettit, MER  
 John Raines, MER  
 Robert Riddle, MER  
 Carl Westfall, MER  
 Nicholas Barton, SAM  
 Nathan East, SAM  
 Mitchell Fineran, SAM  
 Luke Hill, SAM  
 Jonathan Moore, SAM  
 Gavin Orr, SAM  
 Matthew Pittarelli, SAM  
 Bradley Porcellato, SAM  
 Chandler Smith, SAM  
 Kendall Watson, SAM  
 Colin Brewer, UTC  
 Thomas Burks, UTC  
 Marshall Cooper, UTC  
 Rashun Freeman, UTC  
 Jack Keebler, UTC  
 Jerrell Lawson, UTC  
 Bryce Nunnally, UTC  
 CaMiron Smith, UTC  
 Christian Snyder, UTC  
 Jonathan Stovall, UTC  
 Cole Strange, UTC  
 Nick Tiano, UTC  
 Brad Davis, VMI  
 Michael Jackson, VMI  
 Reed King, VMI  
 Colby Rider, VMI  
 Jonathan Tobin, VMI  
 Jordan Ward, VMI  
 Clayton Bardall, WCU  
 Allan Harris, WCU  
 Ezekiel Jennette, WCU  
 Will Jones, WCU  
 Grady Thomas, WCU  
 John Beckley, WOF  
 Blake Jeresaty, WOF  
 Garrison Moore, WOF  
 Liam Ronan, WOF

# WINS VERSUS FBS SCHOOLS



## Appalachian State 34, No. 5 Michigan 32 Sept. 1, 2007

**ANN ARBOR, Mich.** – Julian Rauch’s 24-yard field goal with 26 seconds left put Appalachian State ahead of Michigan and Corey Lynch blocked a field goal in the final seconds to seal one of college football’s biggest upsets as the Mountaineers prevailed over the fifth-ranked Wolverines, 34-32, in front of 109,218 fans. The win marked the first-ever FCS win over a ranked FBS opponent.

“We’re still sort of shocked,” coach Jerry Moore said after being carried off the field by his players.

Appalachian State’s victory prompted the Associated Press to allow FCS teams to be considered for inclusion in the 71-year-old poll for the first time.

	1Q	2Q	3Q	4Q	F
Appalachian State	7	21	3	3	- 34
Michigan	14	3	9	6	- 32



Corey Lynch (47) blocked Michigan’s last-second field-goal try to seal Appalachian State’s historic win in the “Big House.”

## SoCon wins over FBS opponents (31)

- 1979 The Citadel 27, Vanderbilt 14
- 1982 Furman 28, South Carolina 23
- 1983 Furman 17, Georgia Tech 14
- 1983 Chattanooga 38, Louisiana-Lafayette 14
- 1983 Appalachian State 27, Wake Forest 25
- 1984 Chattanooga 9, Louisiana-Lafayette 7
- 1984 Furman 34, North Carolina State 30
- 1985 Furman 42, North Carolina State 20
- 1987 ETSU 29, North Carolina State 14
- 1988 The Citadel 42, Navy 35
- 1988 Appalachian State 34, Wake Forest 34
- 1989 Appalachian State 15, Wake Forest 10
- 1989 The Citadel 14, Navy 10
- 1990 The Citadel 38, South Carolina 35
- 1991 The Citadel 20, Army 14
- 1991 Appalachian State 17, Wake Forest 3
- 1992 The Citadel 10, Arkansas 3
- 1992 The Citadel 15, Army 14
- 1995 Appalachian State 24, Wake Forest 22
- 1998 Appalachian State 30, Wake Forest 27
- 1999 Furman 28, North Carolina 3
- 2000 Wofford 24, Louisiana-Monroe 6
- 2000 Appalachian State 20, Wake Forest 16
- 2004 Georgia Southern 53, Florida International 32
- 2007 Appalachian State 34, No. 5 Michigan 32
- 2013 Samford 31, Georgia State 21
- 2013 Chattanooga 42, Georgia State 14
- 2013 Georgia Southern 26, Florida 20
- 2015 Furman 16, UCF 15
- 2015 The Citadel 23, South Carolina 22
- 2019 The Citadel 27, Georgia Tech 24 (OT)

## Furman 28, North Carolina 3 Oct. 30, 1999




Louis Ivory rushed for 177 yards and a touchdown as Furman manhandled North Carolina, 28-3.

## Wofford 24, Louisiana-Monroe 6 Nov. 18, 2000



QB Travis Wilson rushed for a pair of scores as Wofford topped Louisiana-Monroe, 24-6.

## The Citadel 10, Arkansas 3 Sept. 5, 1992



All-American fullback Everette Sands of The Citadel powered past Arkansas, 10-3, in the Razorbacks’ first game as an SEC school.





# INDIVIDUAL RECORDS

## ~ ~ ~ TOTAL OFFENSE ~ ~ ~

### MOST PLAYS

#### Half

59, Michael Payton (MAR) vs. Western Carolina, Oct. 31, 1992  
 48, Devlin Hodges (SAM) at Mississippi State, Oct. 29, 2016  
 47, DeAndre Presley (APP) vs. Villanova, Dec. 11, 2010  
 47, Devlin Hodges (SAM) at Kennesaw State, Nov. 25, 2017  
 45, Devlin Hodges (SAM) at The Citadel, Nov. 10, 2018  
 44, Andy Summerlin (SAM) at Furman, Nov. 9, 2013  
 44, Reece Udinski (VMI) at Western Carolina, Sept. 22, 2018  
 43, Devlin Hodges (SAM) vs. Chattanooga, Oct. 28, 2017  
 42, Devlin Hodges (SAM) at Western Carolina, Sept. 23, 2017  
 40, Scott Riddle (Elon) vs. South Florida, Sept. 1, 2007

#### Game

86, Devlin Hodges (SAM) at Mississippi State, Oct. 29, 2016  
 80, Reece Udinski (VMI) at Western Carolina, Sept. 22, 2018  
 79, Devlin Hodges (SAM) at The Citadel, Nov. 10, 2018  
 77, Troy Mitchell (WCU) at South Florida, Aug. 30, 2014  
 77, Devlin Hodges (SAM) at Western Carolina, Oct. 24, 2015  
 74, Michael Payton (MAR) vs. Western Carolina, Oct. 31, 1992  
 74, Devlin Hodges (SAM) at Kennesaw State, Nov. 25, 2017  
 74, Reece Udinski (VMI) vs. Mercer, Sept. 29, 2018  
 73, Tony Petersen (MAR) vs. Western Carolina, Nov. 14, 1987  
 73, Reece Udinski (VMI) at ETSU, Sept. 14, 2019

#### Season

641, Devlin Hodges (SAM), 2016  
 640, Devlin Hodges (SAM), 2018  
 623, Devlin Hodges (SAM), 2017  
 622, Scott Riddle (Elon), 2007  
 600, Reece Udinski (VMI), 2018  
 537, Andy Summerlin (SAM), 2013  
 533, Reece Udinski (VMI), 2019  
 527, Jacob Huesman (UTC), 2014  
 524, Chris Sanders (UTC), 1999  
 520, Chris Sanders (UTC), 2000  
 520, Jamal Jackson (APP), 2012

#### Career

2,266, Devlin Hodges (SAM), 2015-18  
 2,069, Scott Riddle (Elon), 2007-2010  
 1,935, Armanti Edwards (APP), 2006-09  
 1,892, Jacob Huesman (UTC), 2012-15  
 1,766, Tyrie Adams (WCU), 2016-19  
 1,425, Dustin Taliaferro (SAM), 2008-11  
 1,411, Richie Williams (APP), 2002-05  
 1,348, Greg Ryan (ETSU), 1993-96  
 1,335, D.J. Campbell (APP), 1989-92  
 1,331, Kenyon Earl (UTC), 1991-94

### MOST TOTAL YARDS

#### Game

586, Devlin Hodges (SAM) at Western Caro., Oct. 6, 2018  
 570, Cedric Stevens (UTC) vs. Appalachian St., Oct. 30, 2004  
 545, Tyrie Adams (WCU) at Mercer, Oct. 20, 2018  
 530, Devlin Hodges (SAM) at Western Caro., Sept. 23, 2017  
 526, Chris Sanders (UTC) vs. Furman, Nov. 20, 1999  
 517, Richie Williams (APP) vs. Chattanooga, Oct. 30, 2004  
 516, Scott Riddle (Elon) vs. Furman, Nov. 3, 2007  
 513, Devlin Hodges (SAM), at Mississippi St., Oct. 29, 2016  
 510, Tyrie Adams (WCU) vs. Gardner-Webb, Sept. 10, 2016  
 505, Devlin Hodges (SAM) vs. VMI, Oct. 13, 2018

#### Season

4,596, Devlin Hodges (SAM), 2018  
 4,310, Devlin Hodges (SAM), 2016  
 4,138, Devlin Hodges (SAM), 2017  
 3,970, Armanti Edwards (APP), 2009  
 3,843, Armanti Edwards (APP), 2008  
 3,756, Chris Sanders (UTC), 2000  
 3,745, Richie Williams (APP), 2005  
 3,740, Jacob Huesman (UTC), 2014  
 3,738, Scott Riddle (Elon), 2007  
 3,649, Tony Petersen (MAR), 1987

#### Career

15,601, Devlin Hodges (SAM), 2015-18  
 14,753, Armanti Edwards (APP), 2006-09  
 13,147, Scott Riddle (Elon), 2007-10  
 12,248, Jacob Huesman (UTC), 2012-15  
 11,525, Tyrie Adams (WCU), 2016-19  
 9,397, Troy Mitchell (WCU), 2012-15  
 9,370, Richie Williams (APP), 2002-05  
 8,711, Todd Wells (ETSU), 1997-00

8,086, John Russ (MER), 2014-16  
 8,019, Al Cobb (VMI), 2014-16

### MOST TOUCHDOWNS RESPONSIBLE FOR (touchdowns scored and passed for)

#### Game

9, Allen McCune (WVU) vs. Pittsburgh, Oct. 2, 1965  
 8, Chris Forcier (FUR) vs. Presbyterian, Sept. 24, 2011  
 7, Chris Sanders (UTC) vs. Mississippi Valley State, Sept. 16, 2000  
 7, Armanti Edwards (APP) vs. Richmond, Dec. 7, 2007  
 7, Devlin Hodges (SAM) vs. Western Caro., Oct. 6, 2018  
 7, Devlin Hodges (SAM) vs. VMI, Oct. 13, 2018  
 7, Chris Oladokun (SAM) at Tennessee Tech, Aug. 31, 2019  
 6, 20 times  
 Last: Alex Ramsey (VMI) vs. Samford, Oct. 12, 2019

#### Season

41, Armanti Edwards (APP), 2008  
 40, Scott Riddle (Elon), 2007  
 40, Devlin Hodges (SAM), 2016  
 40, Devlin Hodges (SAM), 2018  
 38, Chaz Williams (GSU), 2004  
 38, Armanti Edwards (APP), 2007  
 37, Jacob Huesman (UTC), 2014  
 36, Chaz Williams (GSU), 2002  
 34, DeAndre Presley (APP), 2010  
 34, Devlin Hodges (SAM), 2017

#### Career

139, Armanti Edwards (APP), 2006-09  
 128, Devlin Hodges (SAM), 2015-18  
 120, Scott Riddle (Elon), 2007-10  
 107, Jacob Huesman (UTC), 2012-15  
 85, Chaz Williams (GSU), 2001-04  
 82, Tyrie Adams (WCU), 2016-19  
 81, Richie Williams (APP), 2002-05  
 77, Jayson Foster (GSU), 2004-07  
 75, John Russ (MER), 2014-16  
 71, Greg Hill (GSU), 1996-99

### MOST GAMES 250 OR MORE TOTAL YARDS

#### Season

11, Devlin Hodges (SAM), 2016  
 11, Devlin Hodges (SAM), 2017  
 10, Armanti Edwards (APP), 2008  
 10, Scott Riddle (Elon), 2007  
 10, Jamal Jackson (APP), 2012  
 10, Devlin Hodges (SAM), 2018  
 9, Chris Sanders (UTC), 2000  
 9, Armanti Edwards (APP), 2007  
 9, Armanti Edwards (APP), 2009  
 9, DeAndre Presley (APP), 2010

#### Career

38, Devlin Hodges (SAM), 2015-18  
 35, Armanti Edwards (APP), 2006-09  
 28, Scott Riddle (Elon), 2007-10  
 24, Jacob Huesman (UTC), 2012-15  
 24, Tyrie Adams (WCU), 2016-19  
 17, Troy Mitchell (WCU), 2012-15  
 16, Chris Sanders (UTC), 1999-00  
 16, Al Cobb (VMI), 2014-16  
 15, Jamal Jackson (APP), 2010-13  
 14, Thomas Wilson (Elon), 2009-12

### MOST CONSECUTIVE GAMES 250 OR MORE TOTAL YARDS

#### Season

10, Scott Riddle (Elon), 2007  
 10, Devlin Hodges (SAM), 2016  
 9, Devlin Hodges (SAM), 2017  
 8, Reece Udinski (VMI), 2019  
 7, Chris Sanders (UTC), 2000  
 7, Thomas Wilson (Elon), 2012  
 7, Andy Summerlin (SAM), 2013  
 6, Devlin Hodges (SAM), 2018  
 5, Armanti Edwards (APP), 2008  
 5, Armanti Edwards (APP), 2009  
 5, Jamal Jackson (APP), 2012  
 5, Jacob Huesman (UTC), 2014

### MOST GAMES 300 OR MORE TOTAL YARDS

#### Season

10, Devlin Hodges (SAM), 2016  
 10, Devlin Hodges (SAM), 2018  
 8, Scott Riddle (Elon), 2007  
 8, Armanti Edwards (APP), 2009  
 8, Devlin Hodges (SAM), 2017

7, Richie Williams (APP), 2004  
 7, Armanti Edwards (APP), 2008  
 7, Jamal Jackson (APP), 2012  
 7, Jacob Huesman (UTC), 2015  
 7, Tyrie Adams (WCU), 2018

#### Career

32, Devlin Hodges (SAM), 2015-18  
 24, Armanti Edwards (APP), 2006-09  
 20, Scott Riddle (Elon), 2007-2010  
 16, Tyrie Adams (WCU), 2016-19  
 15, Jacob Huesman (UTC), 2012-15  
 12, Chris Sanders (UTC), 1999-00  
 11, Al Cobb (VMI), 2014-16  
 10, Jamal Jackson (APP), 2010-2013  
 9, Thomas Wilson (Elon), 2009-12  
 9, Troy Mitchell (WCU) 2012-15

### HIGHEST AVERAGE GAIN PER PLAY

#### Game (minimum 20 plays)

17.00 (29-493), Michael Payton (MAR) vs. VMI, Nov. 16, 1991  
 15.16 (31-470), Chris Oladokun (SAM) at Tenn. Tech, Aug. 31, 2019  
 15.08 (24-362), Greg Hill (GSU) vs. Furman, Nov. 7, 1998

#### Season (minimum 1,500 yards)

9.09 (258-2,346), Greg Hill (GSU), 1999  
 8.94 (266-2,379), Michael Payton (MAR), 1991  
 8.65 (257-2,222), Bobby Lamb (FUR), 1985  
 8.60 (323-2,779), P.J. Blazejewski (FUR), 2017  
 8.03 (384-3,082), Ingle Martin (FUR), 2004  
 8.02 (260-2,084), Ben Widmyer (WOF), 2008  
 8.00 (255-2,039), Joe Newman (WOF), 2019  
 7.88 (313-2,468), Lonnie Galloway (WCU), 1992  
 7.71 (515-3,970), Armanti Edwards (APP), 2009  
 7.70 (459-3,536), Armanti Edwards (APP), 2007

#### Career (minimum 3,000 yards)

7.76 (809-6,277), Ingle Martin (FUR), 2004-05  
 7.62 (1,935-14,753), Armanti Edwards (APP), 2006-09  
 7.330 (911-6,678), Greg Hill (GSU), 1996-99  
 7.329 (661-4,845), Bobby Lamb (FUR), 1982-85  
 6.89 (992-6,832), Lonnie Galloway (WCU), 1990-93  
 7.00, Michael Payton (MAR), 1989-92  
 6.94 (1,044-7,247), Chris Sanders (UTC), 1999-00  
 6.91 (839-5,801) P.J. Blazejewski (FUR), 2014-17  
 6.88 (2,266-15,601), Devlin Hodges (SAM), 2015-18  
 6.79, (626-4,251) Joe Newman (WOF), 2016-19

### RUSHING AND PASSING FOR 4,000 YARDS

#### Career

Armanti Edwards (APP), 2006-09 (4,361 rush, 10,392 pass)  
 Jacob Huesman (UTC), 2012-15 (4,051 rush, 8,197 pass)

### RUSHING AND PASSING FOR 3,000 YARDS

#### Career

Armanti Edwards (APP), 2006-09 (4,361 rush, 10,392 pass)  
 Greg Hill (GSU), 1996-99 (3,309 rush, 3,369 pass)  
 Jacob Huesman (UTC), 2012-15 (4,051 rush, 8,197 pass)

### RUSHING AND PASSING FOR 1,000 YARDS

#### Season

3,740, Jacob Huesman (UTC), 2014 (1,009 rush, 2,731 pass)  
 3,670, DeAndre Presley (APP), 2010 (1,039 rush, 2,631 pass)  
 3,536, Armanti Edwards (APP), 2007 (1,588 rush, 1,948 pass)  
 3,423, Tyrie Adams (WCU), 2018 (1,006 rush, 2,417 pass)  
 3,404, Armanti Edwards (APP), 2006 (1,153 rush, 2,251 pass)  
 3,361, Jacob Huesman (UTC), 2015 (1,244 rush, 2,117 pass)  
 3,047, Jayson Foster (GSU), 2007 (1,844 rush, 1,203 pass)  
 2,444, Chaz Williams (GSU), 2002 (1,422 rush, 1,022 pass)  
 2,346, Greg Hill (GSU), 1999 (1,084 rush, 1,262 pass)  
 2,254, Greg Hill (GSU), 1998 (1,061 rush, 1,193 pass)

## ~ ~ ~ RUSHING ~ ~ ~

### MOST RUSHES

#### Game

52, Tom Sowers (VMI) vs. Davidson, Nov. 9, 1968  
 49, Brad Hoover (WCU) vs. Appalachian State, Nov. 21, 1998  
 47, Andrew Johnson (CIT) vs. William & Mary, Oct. 5, 1974  
 47, Ron Darby (MAR) vs. Western Carolina, Nov. 12, 1988  
 45, Tyler Renew (CIT) vs. Samford, Nov. 5, 2016  
 44, Floyd Allen (VMI) vs. Western Carolina, Sept. 12, 1981  
 43, John Settle (APP) vs. Marshall, Nov. 8, 1986  
 42, Damon Scott (APP) vs. Chattanooga, Nov. 2, 1996  
 41, Butch Colson (ECU) vs. Southern Mississippi, Nov. 22, 1969

#SoConFB

# INDIVIDUAL RECORDS



41, Louis Ivory (FUR) vs. ETSU, Oct. 21, 2000  
41, John Russ (MER) at Samford, Nov. 12, 2016

## Season

340, Carlester Crumpler (ECU), 1972  
331, Brad Hoover (WCU), 1998  
317, John Settle (APP), 1986  
302, Kevin Richardson (APP), 2006  
294, Lorenzo Long, (WOF), 2016  
291, Floyd Allen (VMI), 1979  
291, Floyd Allen (VMI), 1980  
291, Stump Mitchell (CIT), 1980  
290, Chaz Williams (GSU), 2002  
290, Eric Breitenstein (WOF), 2012

## Career

996, Adrian Peterson (GSU), 1998-01  
912, Eric Breitenstein (WOF), 2008-12  
898, Thomas Haskins (VMI), 1993-96  
897, Kevin Richardson (APP), 2004-07  
891, John Settle (APP), 1983-86  
857, Jermaine Austin (GSU), 2002-05  
847, Louis Ivory (FUR), 1998-01  
823, Jack Douglas (CIT), 1989-92  
788, Jacob Huesman (UTC), 2012-15  
786, Stump Mitchell (CIT), 1977-80

## MOST RUSHING YARDS

### Quarter

174, Jayson Foster (GSU) vs. Wofford, Nov. 3, 2007 (1st)  
174, DeAndre Presley (APP) vs. W. Illinois, Dec. 4, 2010 (2nd)  
174, Devin Wynn (FUR) at Samford, Oct. 5, 2019 (1st)  
159, Adrian Peterson (GSU) vs. ETSU, Oct. 30, 1999 (3rd)  
147, Adrian Peterson (GSU) vs. The Citadel, Oct. 24, 1998 (4th)  
145, Quay Holmes (ETSU) vs. Mercer, Nov. 16, 2019 (1st)  
143, Louis Ivory (FUR) vs. Western Carolina, Sept. 30, 2000 (1st)  
135, Louis Ivory (FUR) vs. Georgia Southern, Nov. 4, 2000

133, Garrett Ford Sr. (WVU) vs. Pittsburgh, Oct. 2, 1965 (2nd)

## Half

243, Detrez Newsome (WCU) vs. Davidson, Sept. 9, 2017 (1st)  
232, Jayson Foster (GSU) vs. Wofford, Nov. 3, 2007 (1st)  
228, Eric Breitenstein (WOF) at Elon, Sept. 29, 2012 (1st)  
211, Armanti Edwards (APP) vs. The Citadel, Nov. 3, 2007 (1st)  
207, Brandon Rainey (CIT) vs. Samford, Nov. 10, 2018 (2nd)  
204, Armanti Edwards (APP) vs. Richmond, Dec. 7, 2007 (1st)  
202, Anthony James (WCU) vs. Marshall, Nov. 14, 1981  
201, Jerodis Williams (FUR) vs. W. Carolina, Sept. 29, 2012 (1st)  
197, Adrian Peterson (GSU) vs. VMI, Oct. 2, 1999 (1st)  
196, Adrian Peterson (GSU) vs. The Citadel, Oct. 24, 1998 (2nd)

## Game

321, Eric Breitenstein (WOF) at Elon, Sept. 29, 2012  
(see 200-Yard Club)

## Season

2,079, Louis Ivory (FUR), 2000  
2,035, Eric Breitenstein (WOF), 2012  
1,932, Adrian Peterson (GSU), 1998  
1,844, Jayson Foster (GSU), 2007  
1,817, Jerick McKinnon (GSU), 2012  
1,807, Adrian Peterson (GSU), 1999  
1,698, Thomas Haskins (VMI), 1996  
1,676, Kevin Richardson (APP), 2006  
1,663, Brad Hoover (WCU), 1998  
1,661, John Settle (APP), 1986

## Career

6,559, Adrian Peterson (GSU), 1998-01  
5,734, Eric Breitenstein (WOF), 2008-12  
5,411, Jermaine Austin (GSU), 2002-05  
5,353, Louis Ivory (FUR), 1998-01  
5,349, Thomas Haskins (VMI), 1993-96  
4,804, Kevin Richardson (APP), 2004-07

4,560, Chris Parker (MAR), 1991-95  
4,409, John Settle (APP), 1983-86  
4,361, Armanti Edwards (APP), 2006-09  
4,149, Carl Tremble (FUR), 1989-92

## MOST RUSHING YARDS PER GAME-AVERAGE

### Season

189.0, Louis Ivory (FUR), 2000  
175.6, Adrian Peterson (GSU), 1998  
167.6, Jayson Foster (GSU), 2007  
164.3, Adrian Peterson (GSU), 1999  
156.5, Eric Breitenstein (WOF), 2012  
154.4, Thomas Haskins (VMI), 1996  
151.8, Brad Hoover (WCU), 1998  
151.2, Adrian Peterson (GSU), 2000  
151.2, Brad Hoover (WCU), 1998  
151.0, John Settle (APP), 1986

### Career

156.2, Adrian Peterson (GSU), 1998-01  
127.5, Louis Ivory (FUR), 1998-01  
121.6, Thomas Haskins (VMI), 1993-96  
115.3, Jermaine Austin (GSU), 2002-05  
114.6, Eric Breitenstein (WOF), 2008-12  
112.9, Eldra Buckley (UTC), 2005-06  
107.3, Chris Evans (SAM), 2008-10  
104.2, Stump Mitchell (CIT), 1977-80  
103.6, Chris Parker (MAR), 1991-95  
102.5, John Settle (APP), 1983-86

## MOST RUSHING YARDS BY A FRESHMAN

### Season

1,932, Adrian Peterson (GSU), 1998 (NCAA record)  
1,416, Jermaine Austin (GSU), 2002  
1,250, Marcus Cox (APP), 2013  
1,159, Armanti Edwards (APP), 2006  
1,107, Alex Lakes (MER), 2014

## 200-yard rushing club

321, Eric Breitenstein (WOF) at Elon, Sept. 29, 2012  
316, Jerick McKinnon (GSU) vs. C. Arkansas, Dec. 1, 2012  
313, Armanti Edwards (APP) vs. Richmond, Dec. 7, 2007  
301, Louis Ivory (FUR) vs. Georgia Southern, Nov. 4, 2000  
291, Armanti Edwards (APP) vs. The Citadel, Nov. 3, 2007  
288, Detrez Newsome (WCU) vs. Davidson, Sept. 9, 2017  
286, Gene Brown (CIT) vs. VMI, Nov. 12, 1988  
285, Tyler Renew (CIT) vs. Samford, Nov. 5, 2016  
279, Jayson Foster (GSU) vs. Wofford, Nov. 3, 2007  
277, Thomas Haskins (VMI) vs. The Citadel, Nov. 16, 1996  
277, Detrez Newsome (WCU) vs. Chattanooga, Oct. 28, 2016  
267, Ritchie Melchor (APP) vs. Chattanooga, Oct. 28, 1989  
266, Thomas Haskins (VMI) vs. Chattanooga, Oct. 14, 1995  
264, DeAndre Presley (APP) vs. W. Illinois, Dec. 4, 2010  
262, Ron Darby (MAR) vs. Western Carolina, Nov. 12, 1988  
261, Mike Glenn (FUR) vs. Presbyterian, Sept. 13, 1980  
260, Ray Sinclair (DAV) vs. Catawba, Nov. 14, 1981  
257, Phil Mosser (W&M) vs. Ohio Wesleyan, Oct. 3, 1970  
257, Chris Evans (SAM) vs. Wofford, Nov. 14, 2009  
255, Dominique Swope (GSU) vs. Old Dominion, Dec. 3, 2011  
255, Quay Holmes (ETSU) vs. Mercer, Nov. 16, 2019  
253, Jayson Foster (GSU) vs. Coastal Carolina, Sept. 15, 2007  
251, Thomas Haskins (VMI) vs. Richmond, Sept. 24, 1994  
251, Brad Hoover (WCU) vs. VMI, Oct. 31, 1998  
250, Thomas Haskins (VMI) vs. The Citadel, Nov. 12, 1994  
247, Eric Breitenstein (WOF) vs. New Hampshire, Dec. 1, 2012  
246, Floyd Allen (VMI) vs. Furman, Oct. 27, 1979  
245, Bill Wightman (ECU) vs. Davidson, Nov. 8, 1969  
245, Larry Fourquaren (MAR) vs. Appalachian State, Nov. 7, 1981  
245, John Settle (APP) vs. Furman, Oct. 25, 1986  
245, Steven Miller (APP) at Western Carolina, Oct. 27, 2012  
243, Ernest Crosby (FUR) vs. South Carolina State, Sept. 14, 1996  
242, Brandon Walker (ETSU) vs. Chas. Southern Nov. 21, 1998  
241, Andrew Johnson (CIT) vs. William & Mary, Oct. 5, 1974  
241, Darrell Lipford (WCU) vs. Marshall, Nov. 12, 1977  
241, Anthony James (WCU) vs. Marshall, Nov. 14, 1981  
241, Thomas Haskins (VMI) vs. Appalachian State, Nov. 23, 1996  
240, Andrew Johnson (CIT) vs. Davidson, Nov. 18, 1973  
239, Larry Zunich (UR) vs. Davidson, Oct. 22, 1966  
239, John Settle (APP) vs. Western Carolina, Nov. 9, 1985  
239 Jerodis Williams (FUR) vs. W. Carolina, Sept. 29, 2012  
237, Herman Jacobs (ETSU) vs. The Citadel, Nov. 12, 1983  
236, John Settle (APP) vs. Nicholls State, Nov. 29, 1986  
235, Charles McNeill (UTC) vs. Kentucky State, Nov. 24, 2001  
232, Derrick Hollins (ETSU) vs. Wofford, Nov. 3, 1990  
232, Louis Ivory (FUR) vs. William & Mary, Sept. 16, 2000  
231, Jerry Ellison (UTC) vs. Boise State, Sept. 5, 1992  
231, Adrian Peterson (GSU) vs. The Citadel, Oct. 24, 1998

231, Jayson Foster (GSU) vs. West Georgia, Sept. 8, 2007  
230, Eric Breitenstein (WOF) vs. Furman, Oct. 2, 2010  
229, Steve Crislip (FUR) vs. Carson-Newman, Nov. 20, 1971  
228, Carl Tremble (FUR) vs. Chattanooga, Nov. 14, 1992  
227, Thomas Haskins (VMI) vs. Chattanooga, Oct. 19, 1996  
227, Louis Ivory (FUR) vs. ETSU, Oct. 21, 2000  
227, Eric Breitenstein (WOF) at Samford, Nov. 6, 2010  
227, Darien Robinson (CIT) at Old Dominion, Sept. 21, 2013  
226, Rick Reeves (ETSU) vs. Middle Tenn. State, Nov. 10, 1979  
225, Thomas Haskins (VMI) vs. Appalachian State, Nov. 19, 1994  
224, Thomas Haskins (VMI) vs. The Citadel, Nov. 13, 1993  
224, Travis Jervey (CIT) vs. VMI, Nov. 12, 1994  
222, Alvin Parker (APP) vs. Marshall, Nov. 12, 1983  
222, Adrian Peterson (GSU) vs. Chattanooga, Sept. 25, 1999  
222, Derrick Craine (UTC) vs. Samford, Sept. 24, 2016  
221, Roderick Russell (GSU) vs. The Citadel, Oct. 26, 1996  
221, Adrian Peterson (GSU) vs. Chattanooga, Sept. 26, 1998  
220, Armanti Edwards (APP) vs. Georgia Southern, Oct. 20, 2007  
219, Greg Hill (GSU) vs. Furman, Nov. 7, 1998  
219, Adrian Peterson (GSU) vs. Jacksonville State, Sept. 12, 1998  
219, Greg Hill (GSU) vs. Furman, Nov. 6, 1999  
219, Carlos Locklyn (UTC) at VMI, Oct. 16, 1999  
219, Eric Breitenstein (WOF) at Gardner-Webb, Sept. 1, 2012  
219, Fabian Truss (SAM) at Elon, Nov. 10, 2012  
218, Ron Lear (MAR) vs. Furman, Oct. 13, 1979  
218, Damon Scott (APP) vs. North Carolina A&T, Sept. 16, 1995  
217, Terrance Rivers (CIT) vs. Furman, Oct. 15, 1994  
217, Eric Breitenstein (WOF) vs. Elon, Oct. 29, 2011  
217, Brandon Rainey (CIT) vs. Samford, Nov. 10, 2018  
217, Connell Young (WCU) at Chattanooga, Sept. 28, 2019  
217, Devin Wynn (FUR) at Samford, Oct. 5, 2019  
216, Damon Scott (APP) vs. The Citadel, Sept. 28, 1996  
216, Adrian Peterson (GSU) vs. Appalachian State, Oct. 17, 1998  
216, Adrian Peterson (GSU) vs. ETSU, Oct. 30, 1999  
216, Jimmy Watkins (APP) vs. William & Mary, Dec. 1, 2001  
216, Chris Covington (GSU) vs. Central Conn. St., Sept. 6, 2006  
215, Tim Sowers (VMI) vs. Davidson, Nov. 9, 1968  
215, Emmitt Hamilton (APP) vs. Lenoir-Rhyne, Oct. 18, 1975  
215, Kevin Richardson (APP) vs. Western Carolina, Nov. 10, 2007  
215, Marcus Cox (APP) vs. Western Carolina, Nov. 23, 2013  
214, Louis Ivory (FUR) vs. The Citadel, Oct. 14, 2000  
213, Tony Ball (UTC) vs. Western Carolina, Nov. 3, 1979  
213, John Bagwell (FUR) vs. Marshall, Oct. 3, 1987  
213, Fred Boateng (WCU) vs. Georgia Southern, Oct. 7, 2000  
212, Damell Powell (UTC) vs. Middle Tenn. State, Oct. 4, 1975  
211, Everette Sands (CIT) vs. Lees-McRae, Oct. 2, 1993  
211, Adrian Peterson (GSU) vs. VMI, Oct. 2, 1999  
210, George Searcy (ETSU) vs. The Citadel, Oct. 28, 1989

210, Thomas Haskins (VMI) vs. Richmond, Nov. 9, 1996  
210, Tyrone Coleman (UTC) at The Citadel, Nov. 7, 1998  
210, Eldra Buckley (UTC) vs. Appalachian State, Oct. 29, 2005  
210, Jayson Foster (GSU) vs. Chattanooga, Sept. 22, 2007  
209, Jerry Butler (ETSU) vs. Tennessee Tech, Sept. 8, 1984  
209, Marcus Mines (VMI) vs. West Virginia Tech, Sept. 26, 1992  
209, Adrian Peterson (GSU) vs. ETSU, Oct. 31, 1998  
209, Maurice Murphy (CIT) vs. VMI, Nov. 10, 2001  
208, Ron Lear (MAR) vs. Appalachian State, Nov. 17, 1979  
208, Ritchie Melchor (APP) vs. Middle Tenn. State, Sept. 30, 1989  
208, Kevin Richardson (APP) vs. Georgia Southern, Oct. 15, 2005  
207, Louis Ivory (FUR) vs. Chattanooga, Nov. 18, 2000  
207, Jermaine Austin (GSU) vs. FIU, Oct. 4, 2003  
207, Alan Atwater (APP) vs. Chattanooga, Nov. 1, 2003  
207, Alex Ramsey (VMI) vs. Wofford, Sept. 28, 2019  
206, Lamar Lewis (GSU) vs. Coastal Carolina, Sept. 15, 2007  
205, Ted Anderson (WVU) vs. VMI, Oct. 24, 1953  
205, Bob Duncan (CIT) vs. Richmond, Nov. 1, 1969  
205, Bob Carson (CIT) vs. Chattanooga, Oct. 23, 1971  
205, Tony Scales (VMI) vs. Appalachian State, Sept. 14, 1991  
205, Jerry Ellison (UTC) vs. Furman, Nov. 20, 1993  
205, Alden Lance (APP) vs. Liberty, Nov. 5, 1994  
205, Damon Scott (APP) vs. Western Carolina, Nov. 11, 1995  
204, Tony Scales (VMI) vs. Richmond, Sept. 28, 1991  
204, Eldra Buckley (UTC) vs. Tennessee Tech, Aug. 31, 2006  
203, John Settle (APP) vs. Wake Forest, Aug. 30, 1986  
203, Darius Hooks (WCU) vs. Wofford, Sept. 14, 1996  
203, Brad Hoover (WCU) vs. Wofford, Oct. 17, 1998  
203, Louis Ivory (FUR) vs. ETSU, Oct. 23, 1999  
203, Shaun Warren (WCU) vs. Mars Hill, Sept. 10, 2011  
202, Pat Carroll (FUR) vs. Carson-Newman, Oct. 3, 1970  
202, James Roberts (UTC) vs. ETSU, Oct. 14, 1989  
202, Carl Tremble (FUR) vs. The Citadel, Nov. 17, 1990  
202, Chris Parker (MAR) vs. ETSU, Nov. 6, 1993  
202, Antonio Smith (CIT) vs. Hofstra, Oct. 31, 1998  
202, Steven Miller (APP) vs. Coastal Carolina, Sept. 29, 2012  
202, Antonio Wilcox (FUR) at Western Carolina, Oct. 28, 2017  
200, Darryl Jackson (WCU) vs. Mars Hill, Oct. 10, 1987  
200, Jack Douglas (CIT) vs. ETSU, Oct. 27, 1990  
200, Chip Hooks (APP) vs. Chattanooga, Sept. 28, 1991  
200, Thomas Haskins (VMI) vs. Appalachian State, Nov. 4, 1995  
200, Quan Wardley (WCU) vs. Presbyterian, Sept. 20, 2008  
200, Andre Stoddard (WOF) at Gardner-Webb, Sept. 29, 2018  
200, Ailym Ford (UTC) vs. ETSU, Oct. 17, 2019





Georgia Southern's Adrian Peterson holds numerous SoCon and NCAA records, including the most rushing yards in a career (6,559).

- 1,090, Mike Smith (UTC), 1977
- 1,081, Ailym Ford (UTC), 2019
- 1,067, James Roberts (UTC), 1989
- 1,045, Gwain Durden (UTC), 1977
- 1,023, Dominique Swope (GSU), 2011

#### **MOST RUSHING YARDS BY A QUARTERBACK** **Game**

- 316, Jerick McKinnon (GSU) vs. C. Arkansas, Dec. 1, 2012
- 313, Armanti Edwards (APP) vs. Richmond, Dec. 7, 2007
- 291, Armanti Edwards (APP) vs. The Citadel, Nov. 3, 2007
- 286, Gene Brown (CIT) vs. VMI, Nov. 12, 1988
- 279, Jayson Foster (GSU) vs. Wofford, Nov. 3, 2007
- 264, DeAndre Presley (APP) vs. W. Illinois, Dec. 4, 2010
- 253, Jayson Foster (GSU) vs. Coastal Carolina, Sept. 15, 2007
- 231, Jayson Foster (GSU) vs. West Georgia, Sept. 8, 2007
- 219, Greg Hill (GSU) vs. Furman, Nov. 7, 1998
- 219, Greg Hill (GSU) vs. Furman, Nov. 6, 1999

#### **Season**

- 1,884, Jayson Foster (GSU), 2007
- 1,817, Jerick McKinnon (GSU), 2012
- 1,588, Armanti Edwards (APP), 2007
- 1,481, Jayson Foster (GSU), 2005
- 1,422, Chaz Williams (GSU), 2002
- 1,244, Jacob Huesman (UTC), 2015
- 1,153, Armanti Edwards (APP), 2006
- 1,152, Jack Douglas (CIT), 1991
- 1,084, Greg Hill (GSU), 1999
- 1,061, Greg Hill (GSU), 1998

#### **Career**

- 4,361, Armanti Edwards (APP), 2006-09
- 4,051, Jacob Huesman (UTC), 2012-15
- 3,899, Jerick McKinnon (GSU), 2010-13
- 3,674, Jack Douglas (CIT), 1989-92
- 3,664, Jayson Foster (GSU), 2004-07
- 3,309, Greg Hill (GSU), 1996-99
- 2,768, Chaz Williams (GSU), 2001-04
- 2,547, Tyrie Adams (WCU), 2016-19
- 2,475, Tony Scales (VMI), 1989-92
- 2,202, Dominique Allen (CIT), 2014-17

#### **MOST GAMES RUSHING FOR 100+ YARDS**

##### **Season**

- 12, Eric Breitenstein (WOF), 2012
- 11, Adrian Peterson (GSU), 1998
- 11, Adrian Peterson (GSU), 1999
- 11, Chaz Williams (GSU), 2002
- 10, Stump Mitchell (CIT), 1980
- 10, John Settle (APP), 1986
- 10, Carl Tremble (FUR), 1992
- 10, Louis Ivory (FUR), 2000
- 10, Louis Ivory (FUR), 2001

- 10, Jermaine Austin (GSU), 2005
- 10, Eric Breitenstein (WOF), 2011

#### **Career**

- 40, Adrian Peterson (GSU), 1998-01
- 33, Jermaine Austin (GSU), 2002-05
- 32, Eric Breitenstein (APP), 2008-12
- 28, Louis Ivory (FUR), 1998-01
- 25, Carl Tremble (FUR), 1989-92
- 24, Thomas Haskins (VMI), 1993-96
- 22, John Settle (APP), 1983-86
- 21, Stump Mitchell (CIT), 1977-80
- 20, Damon Scott (APP), 1993-96
- 20, Kevin Richardson (APP), 2004-07

#### **MOST CONSECUTIVE GAMES RUSHING 100+ YARDS**

##### **Season**

- 11, Adrian Peterson (GSU), 1998 (NCAA record)
- 11, Adrian Peterson (GSU), 1999 (NCAA record)
- 11, Eric Breitenstein (WOF), 2012 (NCAA record)
- 10, Chaz Williams (GSU), 2002
- 9, Stump Mitchell (CIT), 1980
- 9, John Settle (APP), 1986
- 9, Carl Tremble (FUR), 1992
- 9, Adrian Peterson (GSU), 2000
- 7, Brad Hoover (WCU), 1998
- 7, Eric Breitenstein (WOF), 2011

#### **Career**

- 36, Adrian Peterson (GSU), 1998-00

#### **MOST GAMES RUSHING FOR 100+ YARDS BY A FRESHMAN**

- 11, Adrian Peterson (GSU), 1998 (NCAA record)
- 7, Jermaine Austin (GSU), 2002
- 6, Alex Lakes (MER), 2014
- 6, Ailym Ford (UTC), 2019

#### **MOST GAMES RUSHING FOR 100+ YARDS BY A QUARTERBACK**

##### **Season**

- 11, Chaz Williams (GSU), 2002

#### **MOST CONSECUTIVE GAMES RUSHING FOR 100+ YARDS BY A QUARTERBACK**

##### **Season**

- 10, Chaz Williams (GSU), 2002

#### **MOST GAMES RUSHING 200 OR MORE YARDS**

##### **Season**

- 5, Adrian Peterson (GSU), 1998
- 5, Louis Ivory (FUR), 2000
- 4, Thomas Haskins (VMI), 1996
- 4, Jayson Foster (GSU), 2007
- 3, John Settle (APP), 1986
- 3, Thomas Haskins (VMI), 1994
- 3, Armanti Edwards (APP), 2007
- 3, Eric Breitenstein (WOF), 2012

#### **Career**

- 10, Thomas Haskins (VMI), 1993-96
- 8, Adrian Peterson (GSU), 1998-01
- 6, Louis Ivory (FUR), 1998-01
- 6, Eric Breitenstein (WOF), 2008-12
- 4, John Settle (APP), 1983-86
- 4, Jayson Foster (GSU), 2004-07
- 3, Damon Scott (APP), 1993-96
- 3, Armanti Edwards (APP), 2006-09

#### **MOST CONSECUTIVE GAMES RUSHING FOR 200+ YARDS**

##### **Season**

- 3, Thomas Haskins (VMI), 1996
- 3, Adrian Peterson (GSU), 1998
- 3, Louis Ivory (FUR), 2000
- 3, Jayson Foster (GSU), 2007

#### **MOST RUSHING YARDS IN MULTIPLE GAMES**

##### **2 Games**

- 528, Louis Ivory (FUR), 2000
- 518, Thomas Haskins (VMI), 1996
- 487, Jerick McKinnon (GSU), 2012
- 484, Jayson Foster (GSU), 2007
- 481, Eric Breitenstein (WOF), 2012
- 479, Eric Breitenstein (WOF), 2012
- 466, Louis Ivory (FUR), 2000
- 441, Adrian Peterson (GSU), 1998
- 441, Louis Ivory (FUR), 2000
- 439, Armanti Edwards (APP), 2007

#### **3 Games**

- 742, Louis Ivory (FUR), 2000
- 728, Thomas Haskins (VMI), 1996
- 694, Jayson Foster (GSU), 2007
- 673, Louis Ivory (FUR), 2000
- 655, Jerick McKinnon (GSU), 2012
- 650, Adrian Peterson (GSU), 1998
- 639, Eric Breitenstein (WOF), 2012
- 637, Armanti Edwards (APP), 2007
- 623, Jerick McKinnon (GSU), 2012
- 605, Adrian Peterson (GSU), 1999

#### **4 Games**

- 907, Louis Ivory (FUR), 2000
- 874, Thomas Haskins (VMI), 1996
- 833, Adrian Peterson (GSU), 1998
- 794, Jerick McKinnon (GSU), 2012
- 790, Jayson Foster (GSU), 2007
- 764, Jerick McKinnon (GSU), 2012
- 761, Adrian Peterson (GSU), 1999
- 744, Jerick McKinnon (GSU), 2012
- 741, Eric Breitenstein (WOF), 2012
- 728, Armanti Edwards (APP), 2007

#### **5 Games**

- 1,114, Louis Ivory (FUR), 2000
- 1,101, Thomas Haskins (VMI), 1996
- 1,011, Adrian Peterson (GSU), 1998
- 962, Jerick McKinnon (GSU), 2012
- 885, Jerick McKinnon (GSU), 2012
- 882, Jayson Foster (GSU), 2007
- 876, Adrian Peterson (GSU), 1999
- 872, Stump Mitchell (CIT), 1980
- 864, Eric Breitenstein (WOF), 2012
- 835, Adrian Peterson (GSU), 2000

#### **MOST SEASONS RUSHING FOR 1,000+ YARDS**

##### **Career**

- 4, Adrian Peterson (GSU), 1998-01
- 3, Stanford Jennings (FUR), 1981-83
- 3, Chris Parker (MAR), 1993-95
- 3, Thomas Haskins (VMI), 1994-96
- 3, Louis Ivory (FUR), 1999-01
- 3, Chris Evans (SAM), 2008-10
- 3, Eric Breitenstein (WOF), 2010-12
- 3, Detrez Newsome (WCU), 2015-17

#### **TWO PLAYERS, SAME TEAM, RUSHING FOR 1,000+ YARDS**

##### **Chattanooga, 1977**

- Mike Smith (1,067) and Gwain Durden (1,045)
- The Citadel, 1988

- Adrian Johnson (1,091) and Gene Brown (1,006)

##### **Georgia Southern, 1998**

- Greg Hill (1,061) and Adrian Peterson (1,932)

##### **Georgia Southern, 1999**

- Greg Hill (1,084) and Adrian Peterson (1,807)

##### **Georgia Southern, 2002**

- Chaz Williams (1,422) and Jermaine Austin (1,416)

##### **Georgia Southern 2005**

- Jermaine Austin (1,546) and Jayson Foster (1,481)

##### **Appalachian State, 2006**

- Kevin Richardson (1,676) and Armanti Edwards (1,153)

##### **Appalachian State, 2007**

- Armanti Edwards (1,588) and Kevin Richardson (1,348)

##### **Georgia Southern, 2012**

- Jerick McKinnon (1,817) and Dominique Swope (1,246)

##### **Chattanooga, 2014**

- Keon Williams (1,037) and Jacob Huesman (1,009)

##### **Chattanooga, 2015**

- Derrick Craine (1,251) and Jacob Huesman (1,244)

#### **MOST RUSHING YARDS BY TWO PLAYERS, SAME TEAM**

##### **Game**

- 459, Jayson Foster (253), Lamar Lewis (206), GSU vs. Coastal Carolina, Sept. 15, 2007
- 416, Greg Hill (219), Adrian Peterson (197), GSU vs. Furman, Nov. 6, 1999

##### **Season**

- 3,027, Jermaine Austin (1,546) and Jayson Foster (1,481), GSU, 2005

#### **MOST RUSHING YARDS BY TWO OPPOSING PLAYERS**

##### **Game**

- 474, Thomas Haskins (VMI) (250), Travis Jervey (CIT) (224), Nov. 12, 1994

# INDIVIDUAL RECORDS



## HIGHEST RUSHING AVERAGE

### Game (minimum 15 carries)

19.2 (15-288), Detrez Newsome (WCU) vs. Davidson, Sept. 9, 2017  
 19.1 (15-286), Gene Brown (CIT) vs. VMI, Nov. 12, 1988  
 16.5 (16-264), DeAndre Presley (APP) vs. W. Illinois, Dec. 4, 2011  
 13.9, Andre Lockhart (UTC) vs. ETSU, Oct. 25, 1986

### Game (minimum 5 carries)

38.6 (5-193), Shaun Fogle (WOF) vs. ETSU, Nov. 4, 2000  
 29.8 (6-179), Joe Bedenbaugh (CIT) vs. Chattanooga, Nov. 7, 1970  
 24.3 (7-170), Gabriel Jackson (WOF) vs. The Citadel, Oct. 30, 2004  
 22.7 (7-159), Zzream Walden (GSU) vs. Western Carolina, Oct. 12, 2002

## Season

### (minimum 200 carries)

7.5, Adrian Peterson (GSU), 1998  
 7.3, Louis Ivory (FUR), 2000  
 7.3, Adrian Peterson (GSU), 1999  
 7.1, Jayson Foster (GSU), 2007  
 7.0, Brad Hoover (WCU), 1996  
 7.0, Eric Breitenstein (WOF), 2012  
 6.9, Kevious Johnson (WOF), 2007  
 6.8, Carl Tremble (FUR), 1992  
 6.8, Bryan Fitzgerald (UTC), 2007  
 6.8, Jerick McKinnon (GSU), 2012

### (minimum 100 carries)

9.0, Terrance Rivers (CIT), 1994  
 8.8, Donovan Johnson (WOF), 2011  
 7.8, Gwain Durden (UTC), 1979  
 7.8, Jesse McCoy (WOF), 2002  
 7.7, Travis Jervey (CIT), 1994  
 7.5, Brothel Cole (FUR), 1979  
 7.3, Jon Hall (CIT), 1971  
 7.3, Robbie Gardner (FUR), 1984  
 7.2, Darien Robinson (CIT), 2012  
 7.1, Gwain Durden (UTC), 1980  
 7.1, Greg Hill (GSU), 1999  
 7.1, Lennox McAfee (WOF), 2018

## Career

### (minimum 300 carries)

7.4, Cam Jackson (CIT), 2014-17  
 7.3, Jesse McCoy (WOF), 1999-02  
 7.0, Erik Thomas (MAR), 1995-96  
 6.8, Gwain Durden (UTC), 1977-80  
 6.7, Jayson Foster (GSU), 2004-07  
 6.6, Adrian Peterson (GSU), 1998-01  
 6.3, Erik Thomas (MAR), 1993-96  
 6.3, Louis Ivory (FUR), 1998-01  
 6.3, Jermaine Austin (GSP) vs. Gardner-Webb, 2002-05  
 6.3, Eric Breitenstein (WOF), 2008-12  
**6.3 Devin Wynn (FUR), 2017-present**

## MOST RUSHING TOUCHDOWNS

### Half

5, Adrian Peterson (GSU) vs. The Citadel, Oct. 24, 1998  
 5, Jerome Felton (FUR) vs. Western Carolina, Sept. 23, 2006  
 4, John Settle (APP) vs. Davidson, Oct. 4, 1986  
 4, Kevin Richardson (APP) vs. Gardner-Webb, Oct. 6, 2007  
 4, Armanti Edwards (APP) vs. Richmond, Dec. 7, 2007  
 4, Lorenzo Ward (CIT) vs. Samford, Nov. 10, 2018 (2nd)  
 4, Joe Newman (WOF) at ETSU, Oct. 5, 2019 (1st)  
 4, Alex Ramsey (VMI) vs. Samford, Oct. 12, 2019 (1st)

### Game

6, Jerome Felton (FUR), Western Carolina, Sept. 23, 2006  
 6, Jayson Foster (GSU) vs. Coastal Carolina, Sept. 15, 2007  
 6, Alex Ramsey (VMI) vs. Samford (OT), Oct. 12, 2019  
 5, John Settle (APP) vs. Davidson, Oct. 4, 1986  
 5, Adrian Peterson (GSU) vs. The Citadel, Oct. 24, 1998  
 5, J.R. McNair (WOF) vs. Chattanooga, Oct. 4, 2003  
 5, Ben Dupree (CIT) at Old Dominion, Sept. 21, 2013

## Season

30, Kevin Richardson (APP), 2006  
 28, Adrian Peterson (GSU), 1999  
 27, Chaz Williams (GSU), 2002  
 25, Adrian Peterson (GSU), 1998  
 25, Chaz Williams (GSU), 2004  
 24, Jayson Foster (GSU), 2007  
 23, Jerome Felton (FUR), 2006  
 23, Dane Romero (WOF), 2008  
 22, Eric Breitenstein (WOF), 2010

22, Alex Ramsey (VMI), 2019

## Career

84, Adrian Peterson (GSU), 1998-01  
 66, Kevin Richardson (APP), 2004-07  
 65, Armanti Edwards (APP), 2006-09  
 65, Eric Breitenstein (WOF), 2008-12  
 63, Jerome Felton (FUR), 2004-07  
 62, Chaz Williams (GSU), 2001-04  
 54, Jayson Foster (GSU), 2004-07  
 53, Louis Ivory (FUR), 1998-01  
 50, Thomas Haskins (VMI), 1993-96  
 49, Greg Hill (GSU), 1996-99

## MOST RUSHING TOUCHDOWNS PER GAME

### Season

2.5 (11-28), Adrian Peterson (GSU), 1999 (NCAA record)

## CONSECUTIVE GAMES WITH A RUSHING TOUCHDOWN

### Season

12, Jayson Foster (GSU), 2005  
 11, Louis Ivory (FUR), 2001  
 11, Chaz Williams (GSU), 2002

## Career

14, Adrian Peterson (GSU), 1998-99  
 13, Chaz Williams (GSU), 2002-03

## RUSHING TOUCHDOWNS BY A QUARTERBACK

### Season

27, Chaz Williams (GSU), 2002 (NCAA record)  
 25, Chaz Williams (GSU), 2004  
 24, Jayson Foster (GSU), 2007  
 21, Jayson Foster (GSU), 2005  
 21, Armanti Edwards (APP), 2007300  
 20, Jerick McKinnon (GSU), 2012  
 18, Armanti Edwards (APP), 2009  
 17, Brandon Rianey (CIT), 2019  
 16, Dave Alexander (ECU), 1965  
 16, Greg Hill (GSU), 1998  
 16, Greg Hill (GSU), 1999

## Career

65, Armanti Edwards (APP), 2006-09  
 62, Chaz Williams (GSU), 2001-04  
 54, Jayson Foster (GSU), 2007  
 49, Greg Hill (GSU), 1996-99  
 43, Jacob Huesman (UTC), 2012-15

## THREE PLAYERS RUSHING FOR 100+ YARDS

### Game

Furman, Brian Jager (131), John Drye (123), John Bagwell (119) vs. Newberry, Sept. 14, 1985  
 Appalachian State, John Settle (187), Tim Sanders (108), Ritchie Melchor (108) vs. Davidson, Oct. 4, 1986  
 VMI, Tony Scales (167), Marcus Mines (113), Scott Council (110) vs. ETSU, Sept. 7, 1991  
 Georgia Southern, Andre Weathers (133), Greg Hill (126), and Adrian Peterson (115) vs. Western Carolina, Oct. 9, 1999  
 Georgia Southern, Jermaine Austin (160), Chaz Williams (120), Hakim Ford (106) vs. Gardner-Webb, Sept. 7, 2002  
 Georgia Southern, Jermaine Austin (133), Chaz Williams (117), Mark Myers (105) vs. Appalachian State, Oct. 19, 2002  
 Furman, Daric Carter (132), Jerome Felton (121), Cedrick Gipson (100) vs. Samford, Sept. 17, 2005  
 Wofford, Irving Mulligan (106), Jacques Allen (105), Joe Newman (104) vs. Western Carolina, Oct. 19, 2019

## MOST CONSECUTIVE RUSHES WITHOUT A FUMBLE

### Game

43, John Settle (APP) vs. Marshall, Nov. 8, 1986

## ~ ~ ~ PASSING ~ ~ ~

## HIGHEST PASSING EFFICIENCY RATING

### Game (minimum 10 attempts)

411.1, Billy Napier (FUR) vs. Elon, Sept. 14, 2002 (8-10 att., 237 yds., 4 TD, 0 int.)  
 404.8, Tony Scales (VMI) vs. William & Mary, Oct. 13, 1990 (9-12, 314, 4, 0)  
 380.9, Tyrrie Adams (WCU) vs. Davidson, Sept. 9, 2017 (10-13, 274, 5, 0)  
 369.4, Justin Barnes (UTC) vs. Kentucky State, Nov. 24, 2001 (12-16, 325, 6, 0)

343.0, Armanti Edwards (APP) vs. Chattanooga, Oct. 7, 2006 (12-14, 311, 3, 0)  
 338.6, Armanti Edwards (APP) vs. Wofford, Oct. 31, 2008 (17-19, 5, 0)  
 338.0, Chris Forcier (FUR) vs. Presbyterian, Sept. 24, 2011 (12-16, 226, 7, 0)  
 311.5, Chris Oladokun (SAM) at Tennessee Tech, Aug. 31, 2019 (19-24, 428, 6, 0)  
 306.5, Trey Elder (APP) vs. Lenoir-Rhyne, Sept. 8, 2007 (9-13, 210, 4, 0)  
 297.2, Lonnie Galloway (WCU) vs. Marshall, Oct. 31, 1992 (12-16, 266, 4, 0)

## Season (minimum 150 attempts)

181.3, Michael Payton (MAR), 1992  
 172.4, Chris Forcier (FUR), 2011  
 172.3, P.J. Blazejowski (FUR), 2017  
 170.9, Bobby Lamb (FUR), 1985  
 170.2, Armanti Edwards (APP), 2008  
 167.4, Lonnie Galloway (WCU), 1992  
 160.1, David Charpia (FUR), 1983  
 159.8, Todd Donnan (MAR), 1994  
 159.3, Bobby Lamb (FUR), 1984  
 159.3, Armanti Edwards (APP), 2007

## Career (minimum 300 attempts)

156.33, Bobby Lamb (FUR), 1982-85  
 154.27, Alejandro Bennifield (UTC), 2014-17  
 154.16, Armanti Edwards (APP), 2006-09  
 152.23, Ingle Martin (FUR), 2004-05  
 148.70, Devlin Hodges (SAM), 2015-18  
 147.74, Michael Payton (MAR), 1989-92  
 147.25, Greg Hill (GSU), 1996-99  
 147.16, Billy Napier (FUR), 1999-02  
 145.57, Richie Williams (APP), 2002-05  
 143.90, Thomas Wilson (Elon), 2009-12

## MOST PASSES COMPLETED

### Game

49, Reece Udinski (VMI) vs. The Citadel, Oct. 20, 2018  
 46, Troy Mitchell (WCU) at South Florida, Aug. 30, 2014  
 44, Andy Summerlin (SAM) at Furman, Nov. 9, 2013  
 44, Devlin Hodges (SAM) at Chattanooga, Sept. 22, 2018  
 44, Devlin Hodges (SAM) vs. Western Caro., Oct. 6, 2018  
 43, Reece Udinski (VMI) at Western Caro., Sept. 22, 2018  
 43, Devlin Hodges (SAM) at The Citadel, Nov. 10, 2018  
 42, Devlin Hodges (SAM) at Western Carolina, Oct. 24, 2015  
 42, Devlin Hodges (SAM) at Mississippi St., Oct. 29, 2016  
 41, Chris Sanders (UTC) vs. Furman, Nov. 20, 1999  
 41, Scott Riddle (Elon) vs. Wofford, Oct. 20, 2007

### Season

388, Devlin Hodges (SAM), 2018  
 375, Devlin Hodges (SAM), 2016  
 347, Devlin Hodges (SAM), 2016  
 346, Scott Riddle (Elon), 2007  
 306, Reece Udinski (VMI), 2019  
 301, Reece Udinski (VMI), 2018  
 300, Andy Summerlin (SAM), 2013  
 297, Chris Sanders (UTC), 1999  
 287, Chris Sanders (UTC), 2000  
 285, Scott Riddle (Elon), 2009

## Career

1,310, Devlin Hodges (SAM), 2015-18 (NCAA record)  
 1,168, Scott Riddle (Elon), 2007-10  
 768, Armanti Edwards (APP), 2006-09  
 743, Jacob Huesman (UTC), 2012-15  
 739, Tyrrie Adams (WCU), 2016-19  
 707, Dustin Taliaferro (SAM), 2008-11  
 703, Al Cobb (VMI), 2014-16  
 694, Greg Ryan (ETSU), 1993-96  
**658, Reece Udinski (VMI), 2017-present**  
 657, Reese Hannon (FUR), 2012-16

## MOST CONSECUTIVE PASSES COMPLETED

### Game

28, Richie Williams (APP) vs. Furman, Oct. 9, 2004 (NCAA record)  
 20, Chris Forcier (FUR) vs. Presbyterian, Sept. 24, 2011  
 17, Stanley Myers (CIT) vs. Furman, Oct. 17, 1998  
 17, Lee Chapple (GSU) vs. Wofford, Oct. 3, 2009  
 15, P.J. Blazejowski (FUR) vs. Wofford, Nov. 15, 2014  
 15, Austin Herink (ETSU) vs. Limestone, Sept. 2, 2017  
 14, Kaelan Riley (MER) at Furman, Oct. 21, 2017  
 14, Trey Mitchell (ETSU) vs. Shorter, Sept. 7, 2019  
 12, David Henderson (FUR) vs. Marshall, Oct. 28, 1978  
 12, Billy Napier (FUR) vs. Georgia Southern, Dec. 15, 2001\*



## 2 games

- 20, Stanley Myers (CIT) vs. Furman (last 17), Oct. 17, 1998; and Georgia Southern (first 3), Oct. 24, 1998
- 18, Austin Herink (ETSU) vs. Samford (last 3), Nov. 19, 2016; and vs. Limestone (first 15), Sept. 2, 2017
- 17, Scott Riddle (Elon) vs. Georgia Southern (last 7), Oct. 13, 2007; and Wofford (first 10), Oct. 20, 2007
- 15, Trey Mitchell (ETSU) vs. Appalachian State (last 1), Aug. 31, 2019; and Shorter (first 14), Sept. 7, 2019
- 13, Bobby Lamb (FUR), 1984
- 13, Nick Tiano (UTC) at The Citadel (last 3), Sept. 8, 2018; and at UT Martin (first 10), Sept. 15, 2018

## 3 Games

- 19, Justin Hill (FUR), 1999

## HIGHEST PASS COMPLETION PERCENTAGE

### Game (minimum 10 attempts)

- 100.0 (15-15), P.J. Blazejowski (FUR) vs. Wofford, Nov. 15, 2014
- 100.0 (12-12), Billy Napier (FUR) vs. Ga. Southern, Dec. 15, 2001\*
- 100.0 (10-10), Eric Kresser (MAR) vs. The Citadel, Nov. 2, 1996
- 100.0 (10-10), Jayson Foster (GSU) vs. W. Carolina, Nov. 10, 2007
- 94.7 (18-19), Stanley Myers (CIT) vs. Furman, Oct. 17, 1998
- 93.3 (14-15), Trey Mitchell (ETSU) vs. Shorter, Sept. 7, 2019
- 91.7 (11-12), Chad Greene (WCU) vs. Chattanooga, Oct. 22, 1994
- 90.0 (9-10), Mark Lambert (VMI) vs. Virginia, Sept. 20, 1975
- 90.0 (9-10), Mark Williams (ETSU) vs. Wofford, Sept. 10, 1988
- 89.5 (17-19), Armanti Edwards (APP) vs. Wofford, Oct. 31, 2008

## Season

### (minimum 300 attempts)

- 74.5, Devlin Hodges (SAM), 2016
- 71.1, Kameron Bryant (APP), 2013
- 70.1, Devlin Hodges (SAM), 2018
- 68.5, Jacob Huesman (UTC), 2014
- 68.1, Scott Riddle (Elon), 2007
- 68.0, Armanti Edwards (APP), 2009
- 67.8, Thomas Wilson (Elon), 2011
- 67.6, Scott Riddle (Elon), 2010
- 66.9, Richie Williams (APP), 2004
- 66.8, Reese Hannon (FUR), 2016

### (minimum 100 attempts)

- 74.5, Devlin Hodges (SAM), 2016
- 71.1, Kameron Bryant (APP), 2013
- 70.5, Devlin Hodges (SAM), 2018
- 69.4, Devlin Hodges (SAM), 2015
- 68.8, Harris Roberts (FUR), 2018
- 68.5, Billy Napier (FUR), 202
- 68.3, Jacob Huesman (UTC), 2013
- 67.8, Thomas Wilson (Elon), 2011
- 67.1, Dustin Taliaferro (SAM), 2008
- 66.9, Jacob Huesman (UTC), 2015

### Career (minimum 300 attempts)

- 69.1, Devlin Hodges (SAM), 2015-18
- 67.3, Jacob Huesman (UTC), 2012-15
- 66.4, Thomas Wilson (Elon), 2009-12
- 65.65, Scott Riddle (Elon), 2007-10
- 65.5, Cedric Stevens (UTC), 2004
- 65.08, Armanti Edwards (APP), 2006-09
- 64.9, Billy Napier (FUR), 1999-02
- 64.7, Lee Chapple (GSU), 2008-09
- 64.5, Andy Summerlin (SAM), 2012-13
- 63.9, Jamal Jackson (APP), 2010-12

## MOST PASSES ATTEMPTED

### Half

- 55, Michael Payton (MAR) vs. Western Carolina, Oct. 31, 1992 (2nd)

### Game

- 72, Reece Udinski (VMI) at Western Caro., Sept. 22, 2018
- 70, Reece Udinski (VMI) vs. Mercer, Sept. 29, 2018
- 69, Andy Summerlin (SAM) at Furman, Nov. 9, 2013
- 69, Devlin Hodges (SAM) at Mississippi St., Oct. 29, 2016
- 69, Devlin Hodges (SAM) at The Citadel, Nov. 10, 2018
- 68, Tony Petersen (MAR) vs. Western Carolina, Nov. 14, 1987
- 67, Cleve Hightower (FUR) vs. Wofford, Oct. 11, 1969
- 67, Michael Payton (MAR) vs. Western Carolina, Oct. 31, 1992
- 66, Chris Sanders (UTC) vs. Furman, Nov. 20, 1999
- 66, Troy Mitchell (WCU) at South Florida, Aug. 30, 2014
- 66, Devlin Hodges (SAM) at Western Carolina, Sept. 23, 2017
- 66, Devlin Hodges (SAM) at Kennesaw State, Nov. 25, 2017

## Season

- 550, Devlin Hodges (SAM), 2018



Samford quarterback Devlin Hodges finished his career with numerous SoCon single-game, season and career records to his credit. Hodges finished with 14,584 career passing yards, which is also the FCS record.

- 530, Devlin Hodges (SAM), 2016
- 528, Devlin Hodges (SAM), 2017
- 523, Reece Udinski (VMI), 2018
- 508, Scott Riddle (Elon), 2007
- 490, Chris Sanders (UTC), 1999
- 487, Jeff Gilbert (WCU), 1983
- 479, Reece Udinski (VMI), 2019
- 478, Andy Summerlin (SAM), 2013
- 466, Tony Petersen (MAR), 1987

## Career

- 1,896, Devlin Hodges (SAM), 2015-18 (NCAA record)
- 1,779, Scott Riddle (Elon), 2007-10
- 1,180, Armanti Edwards (APP), 2006-09
- 1,172, Tyrie Adams (WCU), 2016-19
- 1,148, Greg Ryan (ETSU), 1993-96
- 1,142, Dustin Taliaferro (SAM), 2008-11
- 1,134, Al Cobb (VMI), 2014-16
- 1,104, Jacob Huesman (UTC), 2012-15
- 1,096, Reece Udinski (VMI), 2017-present**
- 1,067, Reese Hannon (FUR), 2012-16

## MOST PASSING YARDS

### Half

- 383, Michael Payton (MAR) vs. VMI, Nov. 16, 1991 (1st) (NCAA record)
- 369, Scott Riddle (Elon) vs. Furman, Nov. 3, 2007 (2nd)

### Game

- 562, Devlin Hodges (SAM) vs. Western Carolina, Oct. 6, 2018 (see 400-yard passing club)

## Season

- 4,283, Devlin Hodges (SAM), 2018
- 4,088, Devlin Hodges (SAM), 2016
- 3,983, Devlin Hodges (SAM), 2017
- 3,817, Scott Riddle (Elon), 2007
- 3,691, Chris Sanders (UTC), 2000
- 3,640, Andy Summerlin (SAM), 2013
- 3,539, Chris Sanders (UTC), 1999
- 3,529, Tony Petersen (MAR), 1987
- 3,345, Scott Riddle (Elon), 2009
- 3,291, Armanti Edwards (APP), 2009

## Career

- 14,584, Devlin Hodges (SAM), 2015-18 (NCAA record)
- 13,264, Scott Riddle (Elon), 2007-10
- 10,392, Armanti Edwards (APP), 2006-09
- 8,978, Tyrie Adams (WCU), 2016-19
- 8,197, Jacob Huesman (UTC), 2012-15
- 7,826, Greg Ryan (ETSU), 1993-96

## 400-yard passing club

- 562, Devlin Hodges (SAM) vs. Western Carolina, Oct. 6, 2018
- 534, Scott Riddle (Elon) vs. Furman, Nov. 3, 2007
- 532, Chris Sanders (UTC) vs. Furman, Nov. 20, 1999
- 516, Devlin Hodges (SAM) at Western Carolina, Sept. 23, 2017
- 515, Cedric Stevens (UTC) vs. Appalachian State, Oct. 30, 2004
- 496, Michael Payton (MAR) vs. VMI, Nov. 16, 1991
- 495, Andy Summerlin (SAM) at Furman, Nov. 9, 2013
- 491, Reece Udinski (VMI) at Western Carolina, Sept. 22, 2018
- 488, Chris Sanders (UTC) vs. Western Carolina, Oct. 21, 2000
- 481, Tony Petersen (MAR) vs. Western Carolina, Nov. 14, 1987
- 478, Andy Summerlin (SAM) vs. S.E. Louisiana, Sept. 21, 2013
- 475, Devlin Hodges (SAM) at Florida State, Sept. 8, 2018
- 474, David Rivers (WCU) vs. Wofford, Oct. 14, 2000
- 473, Devlin Hodges (SAM) vs. VMI, Oct. 13, 2018
- 468, Devlin Hodges (SAM) at Mississippi State, Oct. 29, 2016
- 452, Scott Riddle (Elon) vs. Western Carolina, Nov. 20, 2010
- 449, Eric Kresser (MAR) vs. Delaware, Nov. 30, 1996\*
- 447, Reece Udinski (VMI) vs. The Citadel, Oct. 20, 2018
- 437, Chris Sanders (UTC) vs. Furman, Nov. 18, 2000
- 436, Carl Fodor (MAR) vs. Furman, Sept. 22, 1984
- 435, Devlin Hodges (SAM) vs. VMI, Oct. 15, 2016
- 434, Austin Herink (ETSU) at Furman, Sept. 30, 2017
- 434, Reece Udinski (VMI) vs. Mercer, Sept. 29, 2018
- 433, Armanti Edwards (APP) vs. S.C. State, Nov. 29, 2008\*
- 432, Michael Payton (MAR) vs. Appalachian State, Nov. 7, 1992
- 432, B.J. Coleman (UTC) at Furman, Oct. 23, 2010
- 429, Michael Payton (MAR) vs. Western Carolina, Oct. 31, 1992
- 428, Kip Allen (CIT) vs. Wofford, Nov. 9, 1985
- 428, David Rivers (WCU) vs. Tennessee Tech, Nov. 18, 2000
- 428, Chris Oladokun (SAM) at Tennessee Tech, Aug. 31, 2019
- 427, Tyrie Adams (WCU) vs. Gardner-Webb, Sept. 10, 2016
- 424, Tyrie Adams (WCU) at Furman, Sept. 29, 2018
- 422, David Brown (VMI) vs. Appalachian State, Nov. 15, 1986
- 422, Devlin Hodges (SAM) at Wofford, Oct. 21, 2017
- 419, Thomas Wilson (Elon) at Appalachian State, Oct. 6, 2012
- 416, Scott Riddle (Elon) vs. Samford, Oct. 2, 2010
- 416, Thomas Wilson (Elon) at N.C. Central, Sept. 17, 2011
- 415, Armanti Edwards (APP) vs. Wofford, Oct. 17, 2009
- 415, Andy Summerlin (SAM) vs. Elon, Nov. 23, 2013
- 412, Thomas Wilson (Elon) vs. Western Carolina, Oct. 20, 2012
- 413, Richie Williams (APP) vs. Furman, Oct. 9, 2004
- 411, Devlin Hodges (SAM) at Furman, Oct. 8, 2016
- 410, David Rivers (WCU) vs. Chattanooga, Oct. 21, 2000
- 410, Richie Williams (APP) vs. Chattanooga, Oct. 30, 2004
- 408, Steve Brown (APP) vs. ETSU, Sept. 27, 1980
- 408, Richie Williams (APP) vs. Elon, Nov. 6, 2004
- 405, Mark Thompson (DAV) vs. Bucknell, Oct. 10, 1970
- 405, Richie Williams (APP) vs. Wofford, Oct. 23, 2004
- 404, Chris Sanders (UTC) vs. Wofford, Sept. 30, 2000
- 404, Devlin Hodges (SAM) at The Citadel, Nov. 10, 2018
- 404, Devlin Hodges (SAM) at ETSU, Nov. 17, 2018
- 403, John Gregory (MAR) vs. Eastern Kentucky, Oct. 21, 1989
- 402, Devlin Hodges (SAM) at Furman, Oct. 20, 2018
- 401, Devlin Hodges (SAM) vs. Mercer, Nov. 12, 2016

\* indicates NCAA playoff game

- 7,759, Richie Williams (APP), 2002-05
- 7,735, Todd Wells (ETSU), 1997-00
- 7,730, Reese Hannon (FUR), 2012-16
- 7,727, Al Cobb (VMI), 2014-16

## MOST PASSING YARDS IN CONSECUTIVE GAMES

### 2 games

- 1,035, Devlin Hodges (SAM), Oct. 6-13, 2018
- 925, Reece Udinski (VMI), Sept. 22-29, 2018
- 915, Scott Riddle (Elon) Nov. 3-10, 2007
- 893, Scott Riddle (Elon), Oct. 27-Nov. 3, 2007
- 884, David Rivers (WCU), 2000
- 875, Devlin Hodges (SAM), Oct. 13-20, 2018
- 861, Michael Payton (MAR), 1992
- 859, Chris Sanders (UTC), 2000
- 846, Devlin Hodges (SAM), Oct. 8-15, 2016
- 843, Devlin Hodges (SAM), Oct. 22-29, 2016

### 3 games

- 1,437, Devlin Hodges (SAM), Oct. 6-20, 2018
- 1,300, Andy Summerlin (SAM), Sept. 21-Oct. 5, 2013
- 1,278, David Rivers (WCU), 2000
- 1,278, Devlin Hodges (SAM), Oct. 15-29, 2016
- 1,274, Scott Riddle (Elon), Oct. 27-Nov. 10, 2007
- 1,274, Devlin Hodges (SAM), Oct. 13-Nov. 3, 2018
- 1,236, Scott Riddle (Elon), Oct. 20-Nov. 3, 2007

1,230, Reece Udinski (VMI), Sept. 14-29, 2018  
 1,223, Richie Williams (APP), Oct. 23-Nov. 6, 2004  
 1,221, Devlin Hodges (SAM), Oct. 8-22, 2016

#### 4 games

1,836, Devlin Hodges (SAM), Oct. 6-Nov. 3, 2018  
 1,689, Devlin Hodges (SAM), Oct. 8-29, 2016  
 1,678, Devlin Hodges (SAM), Oct. 13-Nov. 10, 2018  
 1,632, Reece Udinski (VMI), Sept. 22-Oct. 20, 2018  
 1,617, Chris Sanders (UTC), 2000  
 1,617, Scott Riddle (Elon), Oct. 20-Nov. 10, 2007  
 1,609, Devlin Hodge (SAM), Oct. 20-Nov. 17, 2018  
 1,587, Devlin Hodges (SAM), Sept. 29-Oct. 20, 2018  
 1,570, Scott Riddle (Elon), Oct. 27-Nov. 17, 2007  
 1,569, Devlin Hodges (SAM), Sept. 22-Oct. 13, 2018

#### 5 games

2,240, Devlin Hodges (SAM), Oct. 6-Nov. 10, 2018  
 2,082, Devlin Hodges (SAM), Oct. 13-Nov. 17, 2018  
 2,004, Devlin Hodges (SAM), Oct. 1-29, 2016  
 1,986, Devlin Hodges (SAM), Sept. 29-Nov. 3, 2018  
 1,971, Devlin Hodges (SAM), Sept. 22-Oct. 20, 2018  
 1,969, Devlin Hodges (SAM), Oct. 8-Nov. 5, 2016  
 1,955, Reece Udinski (VMI), Sept. 22-Oct. 27, 2018  
 1,947, Reece Udinski (VMI), Sept. 14-Oct. 20, 2018  
 1,925, Chris Sanders (UTC), 2000  
 1,920, Scott Riddle (Elon), Oct. 13-Nov. 10, 2007

#### MOST GAMES PASSING FOR 200+ YARDS Season

12, Devlin Hodges (SAM), 2017  
 11, Tony Petersen (MAR), 1987 (NCAA record)  
 11, Chris Sanders (UTC), 1999 (NCAA record)  
 11, Chris Sanders (UTC), 2000 (NCAA record)  
 11, Scott Riddle (Elon), 2007 (NCAA record)  
 11, Thomas Wilson (Elon), 2011  
 11, Devlin Hodges (SAM), 2016  
 11, Reece Udinski (VMI), 2019  
 10, Armanti Edwards (APP), 2009  
 10, Scott Riddle (Elon), 2009  
 10, Scott Riddle (Elon), 2010  
 10, Jamal Jackson (APP), 2012  
 10, Devlin Hodges (SAM), 2018

#### Career

39, Scott Riddle (Elon), 2007-10  
 39, Devlin Hodges (SAM), 2015-18  
 29, D.J. Campbell (APP), 1989-92  
 26, Greg Ryan (ETSU), 1993-96  
 24, Armanti Edwards (APP), 2006-09  
 22, Chris Sanders (UTC), 1999-00  
 21, Randy Joyce (APP), 1981-84  
 21, Tyrie Adams (WCU), 2016-19  
 20, Michael Payton (MAR), 1989-92  
 20, B.J. Coleman (UTC), 2009-11  
 20, Thomas Wilson (Elon), 2009-12

#### MOST CONSECUTIVE GAMES PASSING FOR 200+ YARDS Season

12, Devlin Hodges (SAM), 2017 (NCAA record)  
 11, Tony Petersen (MAR), 1987 (NCAA record)  
 11, Chris Sanders (UTC), 1999 (NCAA record)  
 11, Chris Sanders (UTC), 2000 (NCAA record)  
 11, Scott Riddle (Elon), 2007 (NCAA record)  
 11, Thomas Wilson (Elon), 2011 (NCAA record)  
 11, Reece Udinski (VMI), 2019  
 10, Scott Riddle (Elon), 2010  
 10, Devlin Hodges (SAM), 2016  
 9, Thomas Wilson (Elon), 2012

#### Career

22, Chris Sanders (UTC), 1999-00

#### MOST GAMES PASSING FOR 300+ YARDS Season

10, Devlin Hodges (SAM), 2018  
 9, Scott Riddle (Elon), 2007  
 9, Devlin Hodges (SAM), 2016  
 8, Devlin Hodges (SAM), 2017  
 6, Chris Sanders (UTC), 1999  
 6, Chris Sanders (UTC), 2000  
 6, Richie Williams (APP), 2004  
 6, Scott Riddle (Elon), 2009  
 6, Scott Riddle (Elon), 2010  
 6, Al Cobb (VMI), 2014

#### Career

30, Devlin Hodges (SAM), 2015-18  
 23, Scott Riddle (Elon), 2007-2010  
 12, Chris Sanders (UTC), 1999-00  
 10, Armanti Edwards (APP), 2006-09  
 10, Al Cobb (VMI), 2014-16  
 9, Thomas Wilson (Elon), 2009-12  
 9, Tyrie Adams (WCU), 2016-19  
**9, Reece Udinski (VMI), 2017-present**  
 7, Tony Petersen (MAR), 1986-87  
 7, Michael Payton (MAR), 1989-92  
 7, Richie Williams (APP), 2002-05

#### MOST CONSECUTIVE GAMES PASSING FOR 300+ YARDS Season

9, Scott Riddle (Elon), 2007  
 6, Devlin Hodges (SAM), 2016  
 6, Devlin Hodges (SAM), 2018  
 5, Chris Sanders (UTC), 2000  
 4, Scott Riddle (Elon), 2010  
 4, Thomas Wilson (Elon), 2012  
 4, Devlin Hodges (SAM), 2018  
 3, Tony Petersen (MAR), 1987  
 3, David Rivers (WCU), 2000  
 3, Richie Williams (APP), 2004  
 3, Armanti Edwards (APP), 2009  
 3, Jamal Jackson (APP), 2012  
 3, Andy Summerlin (SAM), 2013  
 3, Devlin Hodges (SAM), 2015  
 3, Devlin Hodges (SAM), 2017  
 3, Reece Udinski (VMI), 2018  
 3, Reece Udinski (VMI), 2019

#### MOST GAMES PASSING FOR 400+ YARDS Season

6, Devlin Hodges (SAM), 2018  
 4, Richie Williams (APP), 2004  
 4, Devlin Hodges (SAM), 2016  
 3, David Rivers (WCU), 2000  
 3, Chris Sanders (UTC), 2000  
 3, Andy Summerlin (SAM), 2013  
 3, Reece Udinski (VMI), 2018  
 2, Michael Payton (MAR), 1992  
 2, Scott Riddle (Elon), 2010  
 2, Thomas Wilson (Elon), 2012  
 2, Devlin Hodges (SAM), 2017

#### Career

12, Devlin Hodges (SAM), 2015-18  
 4, Chris Sanders (UTC), 1999-00  
 4, Richie Williams (APP), 2004  
 3, Michael Payton (MAR), 1989-92  
 3, David Rivers (WCU), 2000  
 3, Scott Riddle (Elon), 2007-10  
 3, Thomas Wilson (Elon), 2009-12  
 3, Andy Summerlin (SAM), 2012-13  
**3, Reece Udinski (VMI), 2017-present**

#### MOST CONSECUTIVE GAMES PASSING FOR 400+ YARDS

3, Richie Williams (APP), 2004  
 3, Devlin Hodges (SAM), 2018 (Oct. 6-20)  
 2, Michael Payton (MAR), 1992  
 2, David Rivers (WCU), 2000  
 2, Thomas Wilson (Elon), 2012  
 2, Devlin Hodges (SAM), 2016  
 2, Reece Udinski (VMI), 2018 (Sept. 22-29)  
 2, Devlin Hodges (SAM), 2018 (Nov. 10-17)

#### MOST PASSING YARDS BY OPPOSING QUARTERBACKS Game

925, Cedric Stevens (515) (UTC) and Richie Williams (410) (APP), Oct. 30, 2004  
 898, Chris Sanders (488) (UTC) and David Rivers (410) (WCU), Oct. 21, 2000

#### MOST SEASONS PASSING FOR 3,000+ YARDS

**Career**  
 3, Scott Riddle (Elon), 2007, 2009, 2010  
 3, Devlin Hodges (SAM), 2016, 2017, 2018  
 2, Chris Sanders (UTC), 1999, 2000  
 2, Thomas Wilson (Elon), 2011, 2012  
 2, Reece Udinski (VMI), 2018, 2019  
 1, Tony Petersen (MAR), 1987  
 1, Richie Williams (APP), 2004  
 1, Thomas Wilson (Elon), 2011  
 1, Jamal Jackson (APP), 2012  
 1, Andy Summerlin (SAM), 2013

#### MOST TOUCHDOWN PASSES

##### Quarter

4, Chris Forcier (FUR) vs. Presbyterian, Sept. 24, 2011 (2nd)  
 4, Devlin Hodges (SAM) vs. Shorter, Aug. 30, 2018 (2nd)  
 4, Devlin Hodges (SAM) vs. WCU, Oct. 6, 2018 (1st)  
 3, Chris Sanders (UTC) vs. Miss. Valley St., Sept. 16, 2000 (1st)  
 3, Joe Burchette (APP) vs. Chattanooga, Oct. 27, 2001 (2nd)  
 3, Richie Williams (APP) vs. Chattanooga, Oct. 30, 2004 (4th)  
 3, Scott Riddle (Elon) vs. Chattanooga, Oct. 27, 2007 (2nd)  
 3, Armanti Edwards (APP) vs. The Citadel, Oct. 4, 2008 (2nd)  
 3, Scott Riddle (Elon) vs. Davidson, Sept. 5, 2009 (3rd)

##### Half

6, Chris Forcier (FUR) vs. Presbyterian, Sept. 24, 2011 (1st)  
 5, Chris Sanders (UTC) vs. Miss. Valley St., Sept. 16, 2000 (1st)  
 4, Tim Russell (CIT) vs. Furman, Nov. 17, 1979 (2nd)  
 4, Tony Petersen (MAR) vs. Eastern Kentucky, Sept. 19, 1987 (1st)  
 4, Kenyon Earl (UTC) vs. Gardner-Webb, Sept. 18, 1993 (1st)  
 4, Richie Williams (APP) vs. Chattanooga, Oct. 20, 2004 (2nd)  
 4, DeAndre Presley (APP) vs. The Citadel, Oct. 16, 2010 (1st)  
 4, Tyrie Adams (WCU) vs. Davidson, Sept. 9, 2017 (1st)  
 4, Devlin Hodges (SAM) vs. ETSU, Nov. 11, 2017 (1st)  
 4, Devlin Hodges (SAM) vs. WCU, Oct. 6, 2018 (1st)  
 4, Devlin Hodges (SAM) vs. VMI, Oct. 13, 2018 (1st)  
 4, Robert Riddle (MER) at WCU, Aug. 31, 2019 (1st)

##### Game

7, Chris Forcier (FUR) vs. Presbyterian, Sept. 24, 2011  
 6, Tim Russell (CIT) vs. Furman, Nov. 17, 1979  
 6, Kenyon Earl (UTC) vs. Gardner-Webb, Sept. 18, 1993  
 6, Chris Sanders (UTC) vs. Mississippi Valley St., Sept. 16, 2000  
 6, Justin Barnes (UTC) vs. Kentucky State, Nov. 24, 2001  
 6, Bart Blanchard (CIT) vs. Presbyterian, Sept. 26, 2009  
 6, Al Cobb (VMI) vs. Gardner-Webb, Oct. 18, 2014  
 6, Devlin Hodges (SAM) vs. Western Carolina, Oct. 6, 2018  
 6, Devlin Hodges (SAM) vs. VMI, Oct. 13, 2018  
 6, Chris Oladokun (SAM) at Tennessee Tech, Aug. 31, 2019

##### Season

36, Devlin Hodges (SAM), 2016  
 33, Devlin Hodges (SAM), 2018  
 31, Michael Payton (MAR), 1992  
 31, Scott Riddle (Elon), 2007  
 31, Devlin Hodges (SAM), 2017  
 30, Armanti Edwards (APP), 2008  
 28, Todd Donnan (MAR), 1994  
 28, Scott Riddle (Elon), 2010  
 27, Chris Sanders (UTC), 1999  
 26, Michael Payton (MAR), 1991  
 26, B.J. Coleman (UTC), 2010  
 26, Andy Summerlin (SAM), 2013

##### Career

111, Devlin Hodges (SAM), 2015-18  
 106, Scott Riddle (Elon), 2007-10  
 74, Armanti Edwards (APP), 2006-09  
 64, Jacob Huesman (UTC), 2012-15  
 64, Tyrie Adams (WCU), 2016-19  
 59, Richie Williams (APP), 2002-05  
 57, Michael Payton (MAR), 1989-92  
 57, John Russ (MER), 2014-16  
 56, Greg Ryan (ETSU), 1993-96  
 52, B.J. Coleman (UTC), 2009-11

#### MOST CONSECUTIVE GAMES THROWING A TOUCHDOWN PASS

##### Season

13, Armanti Edwards (APP), 2008  
 12, Scott Riddle (Elon), 2009  
 12, Devlin Hodges (SAM), 2017  
 11, Todd Donnan (MAR), 1994  
 11, Scott Riddle (Elon), 2007  
 11, Scott Riddle (Elon), 2008  
 11, Thomas Wilson (Elon), 2011  
 10, B.J. Coleman (UTC), 2010  
 10, Scott Riddle (Elon), 2010  
 10, Thomas Wilson (Elon), 2012  
 10, John Russ (MER), 2016  
 10, Devlin Hodges (SAM), 2016  
 10, Devlin Hodges (SAM), 2018

##### Career

23, Devlin Hodges (SAM) (last 1 of 2016, all 12 of 2017, first 10 of 2018)  
 22, Scott Riddle (Elon) (all 11 of 2007, first 11 of 2008)  
 20, Scott Riddle (Elon) (all of 2009 through 2010)  
 16, Armanti Edwards (APP) (last 3 of 2007, all 13 of 2008)



16, Devlin Hodges (SAM) (last 6 of 2015, first 10 of 2016)  
 15, B.J. Coleman (UTC) (all of 2010, first 4 of 2011)  
 12, Joe Burchette (APP) (last 8 of 2001, first 4 of 2002)  
 11, Thomas Wilson (Elon) (all of 2011)  
 10, Thomas Wilson (Elon) (last 10 of 2012)  
 10, John Russ (MER) (last 10 of 2016)

## MOST PASSES HAD INTERCEPTED Game

7, Jeff Gilbert (WCU) vs. Southern Illinois, Dec. 17, 1983\*  
 6, Murphy Sprinkel (VMI) vs. Boston College, Nov. 16, 1968  
 6, Cleve Hightower (FUR) vs. Wofford, Oct. 11, 1969  
 6, Tom Schultz (VMI) vs. Navy, Sept. 15, 1973  
 6, Tim Couch (UTC) vs. Georgia Southern, Sept. 28, 1985  
 6, D.J. Campbell (APP) vs. Marshall, Nov. 3, 1990  
 5, Jack Ruth (DAV) vs. Washington & Lee, Sept. 27, 1952  
 5, Bob Hardage (W&M) vs. Army, Nov. 10, 1956  
 5, Duke Johnston (VMI) vs. Davidson, Oct. 12, 1957  
 5, Ronnie Smith (UR) vs. Syracuse, Nov. 16, 1963  
 5, Bill Bailey (ECU) vs. Louisville, Nov. 25, 1966  
 5, John Casazza (ECU) vs. Richmond, Oct. 24, 1970  
 5, Ingle Martin (FUR) vs. Western Carolina, Sept. 10, 2005  
 5, Armanti Edwards (APP) vs. Richmond, Dec. 6, 2008  
 5, B.J. Coleman (UTC) vs. Elon, Oct. 30, 2010

## Season

27, Tom Schultze (VMI), 1973  
 25, Tony Petersen (MAR), 1987  
 22, Scotty Shipp (DAV), 1972  
 21, Mike Posey (WCU), 1979  
 21, Willie Perkins (WCU), 1986  
 21, Thomas Wilson (Elon), 2011  
 20, Murphy Sprinkel (VMI), 1968  
 20, John Casazza (ECU), 1970  
 19, Cleve Hightower (FUR), 1969  
 19, Dave Harper (DAV), 1973  
 19, Carl Fodor (MAR), 1985

## Career

56, Carl Fodor (MAR), 1982-85  
 51, Mike Pusey (WCU), 1977-79  
 49, Greg Ryan (ETSU), 1993-96  
 45, Dave Brown (VMI), 1986-88  
 43, Tom Schultze (VMI), 1972-73  
 43, Lonnie Galloway (WCU), 1990-93  
 41, Kenyon Earl (UTC), 1991-94  
 41, Scott Riddle (Elon), 2007-10  
 41, Devlin Hodges (SAM), 2015-18  
 37, Todd Wells (ETSU), 1997-00

## LOWEST PERCENTAGE OF PASSES HAD INTERCEPTED

**Season**  
 0.0, Mark Williams (ETSU), 1989 (71 attempts)  
 0.0, Kenny Robinson (GSU), 1997 (70 attempts)

## MOST CONSECUTIVE PASSES WITHOUT AN INTERCEPTION Game

69, Devlin Hodges (SAM) at The Citadel, Nov. 10, 2018

## Season

368, Reece Udinski (VMI), 2019 (NCAA record)  
 203, Braniff Bonaventure (FUR), 1996  
 185, DeAndre Presley (APP), 2010  
 183, Devlin Hodges (SAM), 2017  
 176, Armanti Edwards (APP), 2008

## Career

368, Reece Udinski (VMI), 2019 (NCAA record)  
 218, Scott Riddle (Elon), 2008-09  
 215, Braniff Bonaventure (FUR), 1995-96

\* indicates NCAA playoff game

## RECEIVING

### MOST PASSES CAUGHT

**Game**  
 20, Walker Gillette (UR) vs. Ohio, Dec. 27, 1968^  
 18, Alonzo Nix (UTC) vs. Wofford, Oct. 4, 2003  
 18, Aaron Mellette (Elon) at Richmond, Sept. 19, 2010  
 17, Mike Mikolayunas (DAV) vs. Richmond, Oct. 11, 1969  
 17, DaVon Fowlkes (APP) vs. Elon, Nov. 6, 2004  
 17, Kelsey Pope (SAM) at The Citadel, Nov. 12, 2011  
 16, Walker Gillette (UR) vs. Mississippi State, Sept. 20, 1969  
 16, Jeff Johnson (ETSU) vs. VMI, Sept. 17, 1994  
 16, Richmond Flowers (UTC) vs. Western Carolina, Oct. 21, 2000

16, Terrell Hudgins (Elon) vs. Liberty, Sept. 22, 2007  
 16, Terrell Hudgins (Elon) vs. Furman, Nov. 3, 2007  
 16, Terrell Hudgins (Elon) vs. Furman, Oct. 3, 2009  
 16, Blue Cooper (UTC) vs. Western Carolina, Oct. 31, 2009  
 16, Aaron Mellette (Elon) at N. C. Central, Sept. 17, 2011  
 16, Aaron Sanders (VMI) at Mercer, Oct. 24, 2015  
 16, Karel Hamilton (SAM) vs. WCU, Oct. 22, 2016  
 16, Karel Hamilton (SAM) vs. Mercer, Nov. 12, 2016

## Season

123, Terrell Hudgins (Elon), 2009  
 117, Terrell Hudgins (Elon), 2007  
 113, Aaron Mellette (Elon), 2011  
 111, Karel Hamilton (SAM), 2016  
 103, DaVon Fowlkes (APP), 2004  
 100, Kelvin McKnight (SAM), 2018  
 97, Aaron Mellette (Elon), 2012  
 95, Andre Roberts (CIT), 2008  
 90, Alonzo Nix (UTC), 2003  
 90, Michael Mayers (Elon), 2007

## Career

395, Terrell Hudgins (Elon), 2006-09 (NCAA record)  
 313, Kelvin McKnight (SAM), 2015-18  
 304, Aaron Mellette (Elon), 2009-12  
 285, Andre Roberts (CIT), 2006-09  
 279, Karel Hamilton (SAM), 2013-16  
 250, Kelsey Pope (SAM), 2010-13  
 230, Terryon Robinson (WCU), 2013-14, 2016-17  
 223, Michael Mayers (Elon), 2004-07  
 218, Aaron Sanders (VMI), 2014-16  
 209, Mike Barber (MAR), 1985-88

## MOST RECEIVING YARDS

**Game**  
 280, DaVon Fowlkes (APP) vs. Elon, Nov. 6, 2004  
 274, Joel Bradford (UTC) at Furman, Oct. 23, 2010  
 268, Bryce Nunnely (UTC) at The Citadel, Sept. 8, 2018  
 264, Walker Gillette (UR) vs. Mississippi State, Sept. 20, 1969  
 263, Mark Stock (VMI) vs. ETSU, Nov. 22, 1986  
 262, Andre Motley (MAR) vs. Chattanooga, Oct. 20, 1990  
 254, Joel Bradford (UTC) vs. Eastern Kentucky, Sept. 18, 2010  
 248, Rick Lyon (DAV) vs. Bucknell, Oct. 10, 1970  
 248, Troy Brown (MAR) vs. VMI, Nov. 16, 1991  
 247, Alonzo Nix (UTC) vs. Appalachian State, Oct. 30, 2004

## Season

1,639, Aaron Mellette (Elon), 2011  
 1,633, Terrell Hudgins (Elon), 2009  
 1,618, DaVon Fowlkes (APP), 2004  
 1,474, Terrell Hudgins (Elon), 2007  
 1,453, Kelvin McKnight (SAM), 2018  
 1,398, Aaron Mellette (Elon), 2012  
 1,389, B.J. Adigun (ETSU), 1997  
 1,389, Karel Hamilton (SAM), 2016  
 1,334, Andre Roberts (CIT), 2008  
 1,284, Joel Bradford (UTC), 2010

## Career

5,250, Terrell Hudgins (Elon), 2006-09 (NCAA record)  
 4,254, Aaron Mellette (Elon), 2009-12  
 4,144, Kelvin McKnight (SAM), 2015-18  
 3,803, Karel Hamilton (SAM), 2013-16  
 3,743, Andre Roberts (CIT), 2006-09  
 3,520, Mike Barber (MAR), 1985-88  
 3,418, Brian Quick (APP), 2008-11  
 3,124, Rick Beasley (APP), 1978-80  
 3,091, Mark Stock (VMI), 1985-88  
 3,025, Gerald Harp (WCU), 1977-80

## MOST YARDS PER RECEPTION

**Game (minimum 3 receptions)**  
 72.6 (3-218), Terry Gallaher (ECU) vs. Appalachian State, Sept. 13, 1975  
 53.3 (3-160), Isaac West (FUR) vs. Elon, Sept. 14, 2002  
 52.7 (3-158), Chris Truss (FUR) vs. Chattanooga, Sept. 27, 2008  
 48.0 (3-144), Terryon Robinson (WCU) vs. Davidson, Sept. 9, 2017  
 45.5 (4-142), Alonzo Upshur (APP) vs. ETSU, Oct. 1, 1983  
 43.0 (4-172), Brian Quick (APP) vs. Wofford, Oct. 31, 2008  
 41.0 (3-123), Matt Beavin (WOF) vs. Furman, Nov. 13, 2004  
 40.3 (3-121), Justin Stepp (FUR) vs. Chattanooga, Nov. 19, 2005  
 40.7 (3-122), David Durden (MER) at Yale, Oct. 13, 2018  
 40.0 (3-120), Darius Smiley (GSU) vs. Central Arkansas, Nov. 18, 2006

## Season (minimum 25 receptions)

28.1 (30-844), Joe Burke (UTC), 1978

25.0 (45-1,123), Mark Stock (VMI), 1986  
 24.1 (20-482), Teddy Craft (GSU), 2004  
 23.5 (32-753), Donald Lipscomb (FUR), 1991  
 23.2 (33-767), Shoun Habersham (UTC), 1991  
 23.2 (29-673), Chris Johnson (GSU), 2000  
 23.1 (35-809), Alonzo Upshur (APP), 1983  
 22.9 (30-688), Dexter Jackson (APP), 2007  
 22.4 (40-896), Kerry Hayes (WCU), 1992  
 22.3 (26-581), Joe Burke (UTC), 1979

## Career (minimum 50 receptions)

23.1 (92-2,125), Joe Burke (UTC), 1977-80  
 22.8 (80-1,827), Donald Lipscomb (FUR), 1988-91  
**22.1 (60-1,333), Raleigh Webb (CIT), 2017-present**  
 20.4 (77-1,567), Brenton Benson (WOF), 2008-11  
 19.6, Paul Maguire (CIT), 1957-59  
 19.1, Chris Johnson (GSU), 1997-00  
 19.1 (139-2,654), Craig Aiken (WCU), 1991-94  
 19.1 (69-1,316), Chris Johnson (GSU), 1997-00  
 18.9, Kerry Hayes (WCU), 1991-94  
 18.8 (71-1,332), Corey Joyner (GSU), 1996-98

## MOST TOUCHDOWN PASSES CAUGHT

### Quarter

3, Cos DeMatteo (UTC) vs. Mississippi Valley State, Sept. 16, 2000 (1st)  
 3, Isaac West (FUR) vs. Elon, Sept. 14, 2002 (1st)

### Half

5, Cos DeMatteo (UTC) vs. Mississippi Valley State, Sept. 16, 2000 (1st)  
 3, Gerald Harp (WCU) vs. Wofford, Oct. 20, 1979  
 3, Jon Reed (WCU) vs. Appalachian State, Nov. 18, 1989  
 3, Isaac West (FUR) vs. Elon, Sept. 14, 2002 (1st)  
 3, DaVon Fowlkes (APP) vs. Elon, Nov. 6, 2004 (1st)  
 3, Andre Roberts (CIT) vs. Webber Int'l, Sept. 8, 2007 (1st)  
 3, Terrell Hudgins (Elon) vs. Chattanooga, Oct. 24, 2009 (1st)  
 3, Thomas Gordon (FUR) at Samford, Oct. 5, 2019 (1st)

### Game

6, Cos DeMatteo (UTC) vs. Mississippi Valley State, Sept. 16, 2000 (NCAA record)  
 4, Gerald Harp (WCU) vs. Wofford, Oct. 20, 1979  
 4, Robert Surratt (MAR) vs. Appalachian State, Oct. 13, 1984  
 4, Terrell Owens (UTC) vs. Marshall, Oct. 1, 1994  
 4, Randy Moss (MAR) vs. The Citadel, Nov. 2, 1996  
 4, Cecil Moore (ETSU) vs. Elon, Oct. 19, 2002  
 4, DaVon Fowlkes (APP) vs. Northwestern State, Sept. 25, 2004  
 4, Terrell Hudgins (Elon) vs. Liberty, Sept. 22, 2007  
 4, Andre Roberts (CIT) vs. Presbyterian, Sept. 26, 2009  
 4, Karnorris Benson (WCU) vs. VMI, Nov. 15, 2014  
 4, Chris Shelling (SAM) at Tennessee Tech, Aug. 31, 2019

## Season

19, Randy Moss (MAR), 1996  
 18, Terrell Hudgins (Elon), 2007  
 18, Aaron Mellette (Elon), 2012  
 16, Terrell Hudgins (Elon), 2009



Marshall's Randy Moss set an NCAA freshman record with 19 TD receptions in 1996.

# INDIVIDUAL RECORDS



14, DaVon Fowlkes (APP), 2004  
 14, Andre Roberts (CIT), 2008  
 14, Karel Hamilton (SAM), 2016  
 13, Brian Baima (CIT), 1971  
 12, Rick Beasley (APP), 1979  
 12, B.J. Adigun (ETSU), 1997  
 12, Aaron Mellette (Elon), 2010  
 12, Aaron Mellette (Elon), 2011  
 12, Karnorris Benson (WCU), 2013  
 12, Kelvin McKnight (SAM), 2017

## Career

52, Terrell Hudgins (Elon), 2006-09  
 44, Aaron Mellette (Elon), 2009-12  
 37, Andre Roberts (CIT), 2006-09  
 32, Kelvin McKnight (SAM), 2015-18  
 31, Brian Quick (Elon), 2008-11  
 31, Karel Hamilton (SAM), 2013-16  
 28, Chas Fox (FUR), 1982-85  
 26, Gerald Harp (WCU), 1977-80  
 26, B.J. Adigun (ETSU), 1994-97  
 25, Joe Burke (UTC), 1977-79

## MOST TD PASSES CAUGHT BY A FRESHMAN

**Season**  
 19, Randy Moss (MAR), 1996 (NCAA record)

## MOST GAMES CATCHING A TOUCHDOWN PASS

**Season**  
 11, Randy Moss (MAR), 1996  
 10, Terrell Hudgins (Elon), 2009  
 10, Aaron Mellette (Elon), 2011  
 9, Terrell Hudgins (Elon), 2007  
 9, Terrell Hudgins (Elon), 2008  
 9, Andre Roberts (CIT), 2008  
 9, Aaron Mellette (Elon), 2012  
 9, Raleigh Webb (CIT), 2019  
 8, Rick Beasley (APP), 1979  
 8, B.J. Adigun (ETSU), 1997  
 8, Jason Jones (UTC), 2002  
 8, DaVon Fowlkes (APP), 2004  
 8, Justin Stepp (FUR), 2005  
 8, Andre Roberts (CIT), 2007  
 8, Karel Hamilton (SAM), 2016  
 8, Kelvin McKnight (SAM), 2017  
 8, Terryon Robinson (WCU), 2017

## MOST GAMES WITH 100+ YARDS RECEIVING

**Season**  
 10, Terrell Hudgins (Elon), 2009  
 10, Kelvin McKnight (SAM), 2018  
 9, Aaron Mellette (Elon), 2011  
 8, Aaron Mellette (Elon), 2012  
 7, B.J. Adigun (ETSU), 1997  
 7, DaVon Fowlkes (APP), 2004  
 7, Terrell Hudgins (Elon), 2007  
 7, Andre Roberts (CIT), 2008  
 7, Sean Price (APP), 2012  
 6, 11 times. Last:  
 Bryce Nunnally (UTC), 2018  
 Kris Thornton (VMI), 2018

## Career

28, Terrell Hudgins (Elon), 2006-09  
 23, Aaron Mellette (Elon), 2009-12  
 23, Kelvin McKnight (SAM), 2015-18  
 17, Rick Beasley (APP), 1978-80  
 17, Mark Stock (VMI), 1985-88  
 17, Andre Roberts (CIT), 2006-09  
 14, Karel Hamilton (SAM), 2013-16  
 13, Brian Quick (APP), 2008-11  
 13, Kelvin McKnight (SAM), 2015-18  
 10, Isaac West (FUR), 2001-04

## MOST CONSECUTIVE GAMES WITH 100+ RECEIVING YARDS

7, Aaron Mellette (Elon), 2011 (Oct. 1-Nov. 19)  
 7, Aaron Mellette (Elon), 2012 (Sept. 29-Nov. 17)  
 6, Kelvin McKnight (SAM), 2018 (Oct. 6-Nov. 17)  
 5, Terrell Hudgins (Elon), 2006 (Sept. 16-Oct. 21)  
 5, Terrell Hudgins (Elon), 2009 (Sept. 5-Oct. 3)  
 5, Terrell Hudgins (Elon), 2009 (Oct. 31-Nov. 28)  
 4, Terrell Hudgins (Elon), 2007 (Oct. 20-Nov. 10)  
 4, Andre Roberts (CIT), 2008 (Oct. 25-Nov. 15)  
 4, Sean Price (APP), 2012 (Oct. 27-Dec. 1)  
 4, Karel Hamilton (SAM), 2016 (Oct. 8-29)  
 4, Kelvin McKnight (SAM), 2018 (Aug. 30-Sept. 22)  
 4, Bryce Nunnally (UTC), 2018 (Aug. 30-Sept. 22)

## MOST GAMES WITH 200+ RECEIVING YARDS

### Season

3, DaVon Fowlkes (APP), 2004 (consecutive record)  
 2, Rick Beasley (APP), 1980  
 2, Terrell Hudgins (Elon), 2007  
 2, Joel Bradford (UTC), 2010  
 2, Aaron Mellette (Elon), 2011  
 2, Karel Hamilton (SAM), 2016

### Career

4, Karel Hamilton (SAM), 2013-16  
 3, DaVon Fowlkes (APP), 2001-04  
 3, Terrell Hudgins (Elon), 2006-09

## MOST SEASONS WITH 1,000+ RECEIVING YARDS

### Career

4, Terrell Hudgins (Elon), 2006-09  
 3, Mike Barber (MAR), 1986-88  
 3, Aaron Mellette (Elon), 2010-12  
 2, Gerald Harp (WCU), 1978-79  
 2, Mike Stock (VMI), 1986, '88  
 2, Kelvin McKnight (SAM), 2017-18

## MOST RECEIVING YARDS BY TWO TEAMMATES

### Season


2,538, Terrell Hudgins (1,474) and Michael Mayers (1,064), (Elon), 2007  
 2,241, Mike Barber and Sean Doctor (MAR), 1987  
 2,218, Terrell Hudgins and Lance Camp (Elon), 2009  
 2,141, Kelvin McKnight and Chris Shelling (SAM), 2018  
 2,125, Aaron Mellette and Lance Camp (Elon), 2010  
 2,086, Kelvin McKnight and Chris Shelling (SAM), 2017  
 2,042, Aaron Mellette and Kierre Brown (Elon), 2012  
 2,001, Michael Banks and Lamont Seward (WCU), 2002  
 1,991, Sean Price and Andrew Peacock (APP), 2012  
 1,963, Matt Cline and Brian Quick (APP), 2009

^ indicates postseason bowl game

## ~ ~ ~ KICKING ~ ~ ~

## LONGEST FIELD GOAL

57, Kirk Roach (WCU) vs. North Carolina A&T, Oct. 17, 1987  
 57, Kirk Roach (WCU) vs. Appalachian State, Nov. 21, 1987  
 57, Chris Chambers (GSU) vs. Oregon State, Sept. 18, 1999  
 57, Mark Wright (APP) vs. Troy State, Sept. 9, 2000  
 57, Matt Maxey (VMI) at Georgia Southern, Sept. 30, 2000  
 57, David Marvin (WOF) at WCU, Oct. 8, 2016  
 57, David Marvin (WOF) at Furman, Nov. 5, 2016  
 56, Grant Clemons (VMI) vs. Samford, Oct. 12, 2019  
 55, Mark French (APP) vs. Western Carolina, Nov. 21, 1981  
 55, Kirk Roach (WCU) vs. Georgia Southern, Oct. 24, 1987



Western Carolina's Kirk Roach holds SoCon records for field goals in a season (24) and a career (71).

55, Jon Croft Hollingsworth (FUR) at UCF, Sept. 19, 2015  
 55, Dillon Christopher (VMI) vs. W. Carolina, Nov. 21, 2015  
 55, Grayson Atkins (FUR) at Western Carolina, Oct. 26, 2019

## MOST FIELD GOALS MADE

### Half

5, Dean Biasucci (WCU) vs. Mars Hill, Sept. 18, 1982 (NCAA record)

### Game

6, Josh Jones (WCU) vs. Samford, Nov. 5, 1999  
 6, Drew Stewart (APP) vs. Western Carolina, Nov. 12, 2011  
 6, Ray Early (FUR) at Western Carolina, Nov. 16, 2013  
 5, Ken Juskowich (WVU) vs. Pittsburgh, Oct. 7, 1967  
 5, Craig Jones (VMI) vs. William & Mary, Sept. 10, 1977  
 5, Dean Biasucci (WCU) vs. Mars Hill, Sept. 18, 1982  
 5, Mike Wood (FUR) vs. Western Carolina, Oct. 18, 1986  
 5, Glenn Connally (FUR) vs. ETSU, Nov. 10, 1990  
 5, Reed Haley (GSU) vs. The Citadel, Nov. 19, 1994  
 5, Sean Holland (GSU) vs. Furman, Nov. 8, 2003  
 5, Andrew Wilcox (Elon) vs. Georgia Southern, Oct. 13, 2007  
 5, Andrew Wilcox (Elon) vs. Georgia Southern, Sept. 20, 2008  
 5, Eric Goins (CIT) vs. VMI, Nov. 7, 2015  
 5, Anthony Pistelli (SAM) vs. Clark Atlanta, Nov. 7, 2015

### Season

24, Kirk Roach (WCU), 1986  
 23, Cameron Yaw (SAM), 2011  
 22, Matt Vick (UTC), 2000  
 22, Andrew Wilcox (Elon), 2008  
 20, Ray Early (FUR), 2013  
 20, Anthony Pistelli (SAM), 2015  
 19, Kirk Roach (WCU), 1987  
 19, Jason Vitaris (APP), 2009  
 19, Adrian Mora (GSU), 2010  
 19, Warren Handrahan (SAM), 2013  
 19, JJ Jerman (ETSU), 2018

### Career

71, Kirk Roach (WCU), 1984-87  
 67, Cameron Yaw (SAM), 2009-12  
 59, Andrew Wilcox (Elon), 2005-08  
 58, Jay Sutton (APP), 1994-97  
 57, Adrian Mora (GSU), 2008-11  
 55, Craig Jones (VMI), 1976-79  
 55, Bjorn Nittmo (APP), 1985-88  
 54, Dean Biasucci (WCU), 1980-83  
 51, Danny Marshall (FUR), 2000-03  
 48, Dewey Klein (MAR), 1988-91  
 48, Henrique Ribeiro (UTC), 2013-16

## MOST FIELD GOALS ATTEMPTED

### Game

7, Reed Haley (GSU) vs. The Citadel, Nov. 19, 1994  
 7, Ray Early (FUR) at Western Carolina, Nov. 16, 2013  
 6, Jay Millson (APP) vs. Furman, Oct. 19, 1991  
 6, Josh Jones (WCU) vs. Samford, Nov. 5, 1999  
 6, Sean Holland (GSU) vs. Furman, Nov. 8, 2003  
 6, Jesse Hartley (GSU) vs. Elon, Oct. 13, 2007  
 6, Adam Shreiner (Elon) vs. The Citadel, Sept. 24, 2011  
 6, Drew Stewart (APP) vs. Western Carolina, Nov. 12, 2011  
 6, JJ Jerman (ETSU) vs. Robert Morris, Oct. 7, 2017  
 6, Mitchell Fineran (SAM) at Mercer, Nov. 2, 2019

### Season

30, Kirk Roach (WCU), 1987  
 28, Kirk Roach (WCU), 1986  
 28, Mike Wood (FUR), 1986  
 28, Jason Vitaris (APP), 2009  
 28, Cameron Yaw (SAM), 2011  
 27, Andrew Wilcox (Elon), 2008  
 26, Dean Biasucci (WCU), 1982  
 26, Matt Vick (UTC), 2000  
 26, Julian Rauch (APP), 2007  
 25, Rick McLester (ECU), 1972  
 25, Ray Early (FUR), 2013

### Career

102, Kirk Roach (WCU), 1984-87 (NCAA record)  
 92, Cameron Yaw (SAM), 2009-12  
 84, Andrew Wilcox (Elon), 2005-08  
 83, Craig Jones (VMI), 1976-79  
 82, Dean Biasucci (WCU), 1980-83  
 79, Jay Sutton (APP), 1994-97  
 77, Scott Beckler (FUR), 2004-07  
 74, Bjorn Nittmo (APP), 1985-88  
 69, Adrian Mora (GSU), 2008-11  
 68, Mike Shoun (ETSU), 1987-90





# INDIVIDUAL RECORDS

68, Jay Millson (APP), 1989-92

## MOST CONSECUTIVE FIELD GOALS MADE

### Season

- 14, JJ Jerman (ETSU), 2018
- 13, Matt Vick (UTC), 2000
- 13, Warren Hadrahan (SAM), 2013
- 12, Gary Davis (APP), 1975
- 12, Bjorn Nittmo (APP), 1988
- 12, Danny Marshall (FUR), 2001
- 12, Craig Camay (UTC), 2009
- 12, Adrian Mora (GSU), 2011
- 12, Henrique Ribeiro (UTC), 2014

## MOST GAMES WITH A FIELD GOAL

### Season

- 12, Andrew Wilcox (Elon), 2008
- 12, David Marvin (WOF), 2016
- 11, Mike Wood (FUR), 1986
- 11, Adrian Mora (GSU), 2010
- 11, Cameron Yaw (SAM), 2011
- 11, Henrique Ribeiro (UTC), 2014
- 10, Kirk Roach (WCU), 1986
- 10, Bjorn Nittmo (APP), 1986
- 10, Kirk Roach (WCU), 1987
- 10, Bjorn Nittmo (APP), 1987
- 10, Dewey Klein (MAR), 1988
- 10, Bjorn Nittmo (APP), 1988
- 10, Danny Marshall (FUR), 2003
- 10, Cameron Yaw (SAM), 2010
- 10, Cameron Yaw (SAM), 2012
- 10, Warren Handrahan (SAM), 2013
- 10, JJ Jerman (ETSU), 2017
- 10, JJ Jerman (ETSU), 2018
- 10, Mitchell Fineran (SAM), 2018
- 10, Tyler Keltner (ETSU), 2019
- 10, Grant Clemmons (VMI), 2019
- 10, Grayson Atkins (FUR), 2019

## HIGHEST FIELD GOAL PERCENTAGE

### Season

#### (minimum 15 attempts)

- 90.4 (19-21), Adrian Mora (GSU), 2010
- 86.9 (20-23), Anthony Pistelli (SAM), 2015
- 86.7 (13-15), Glen Connally (FUR), 1990
- 86.7 (13-15), Jay Sutton (APP), 1996
- 86.7 (13-15), Grayson Atkins (FUR), 2019
- 84.6 (22-26), Matt Vick (UTC), 2000
- 84.2 (16-19), Jim Richter (FUR), 1994
- 84.2 (16-19), Craig Camay (UTC), 2009
- 83.3 (15-18), Craig Jones (VMI), 1976
- 82.6 (19-23), JJ Jerman (ETSU), 2018

#### (minimum 10 attempts)

- 91.7 (11-12), Ray Early (FUR), 2010
- 91.7 (11-12), Jason Vitaris (APP), 2010
- 91.7 (11-12), Luke Carter (WOF), 2017
- 90.9 (10-11), Dewey Klein (MAR), 1989
- 90.4 (19-21), Adrian Mora (GSU), 2010
- 90.0 (9-10), Rodney Allen (UTC), 1992
- 86.9 (20-23), Anthony Pistelli (SAM), 2015
- 86.7 (13-15), Jay Sutton (APP), 1996
- 86.7 (13-15), Grayson Atkins (FUR), 2019
- 85.7 (12-14), Tim Tanguay (FUR), 1981
- 85.7 (12-14), Eric Meng (GSU), 1997
- 85.7 (12-14), Chris Chambers (GSU), 1998
- 85.7 (12-14), Darren Brown (WOF), 2000
- 85.7 (12-14), Adrian Mora (GSU), 2011
- 85.7 (12-14), Logan Howard (WCU), 2015

## MOST FIELD GOALS MADE, 50 YARDS OR MORE

### Season

- 7, Kirk Roach (WCU), 1987 (NCAA record)

### Career

- 11, Kirk Roach (WCU), 1984-87 (NCAA record)

## MOST GAMES KICKING TWO OR MORE FIELD GOALS

### Career

- 25, Kirk Roach (WCU), 1984-87 (NCAA record)

## MOST EXTRA POINTS MADE BY KICKING

### Game

- 11, Ed Terry (DAV) vs. Furman, Sept. 27, 1969
- 10, Dewey Klein (MAR) vs. Morehead State, Sept. 14, 1991
- 10, Chris Chambers (GSU) vs. Western Carolina, Oct. 9, 1999
- 10, Mike Adams (CIT) vs. Webber International, Sept. 8, 2007

- 10, Mike Adams (CIT) vs. VMI, Nov. 17, 2007
- 10, Jason Vitaris (APP) vs. Wofford, Oct. 31, 2008
- 9, 19 times

LAST: Mitchell Fineran (SAM) vs. VMI, Oct. 13, 2018

### Season

- 76, Julian Rauch (APP), 2007
- 70, Chris Chambers (GSU), 1999
- 69, Julian Rauch (APP), 2006
- 64, Jason Vitaris (APP), 2008
- 62, Adrian Mora (GSU), 2011
- 61, Scott Shelton (GSU), 2002
- 60, Henrique Ribeiro (UTC), 2014
- 58, Tim Openlander (MAR), 1996
- 58, Julian Rauch (APP), 2005
- 58, Jason Vitaris (APP), 2009

### Career

- 247, Julian Rauch (APP), 2004-07
- 179, Jason Vitaris (APP), 2007-10
- 176, Scott Becker (FUR), 2004-07
- 164, Dewey Klein (MAR), 1988-91
- 163, Henrique Ribeiro (UTC), 2013-16
- 159, Tim Openlander (MAR), 1994-96
- 159, Danny Marshall (FUR), 2000-03
- 157, Adrian Mora (GSU), 2008-11
- 143, Jason Wells (FUR), 1996-99
- 141, Christian Reed (WOF), 2009-12
- 141, Adam Shreiner (Elon), 2009-12
- 141, Luke Carter (WOF), 2016-19

## MOST EXTRA POINTS ATTEMPTED BY KICKING

### Game

- 11, Ed Terry (DAV) vs. Furman, Sept. 27, 1969
- 10, Dewey Klein (MAR) vs. Morehead State, Sept. 14, 1991
- 10, Chris Chambers (GSU) vs. Western Carolina, Oct. 9, 1999
- 10, Mike Adams (CIT) vs. Webber International, Sept. 8, 2007
- 10, Mike Adams (CIT) vs. VMI, Nov. 17, 2007
- 10, Jason Vitaris (APP) vs. Wofford, Oct. 31, 2008
- 9, 21 times

LAST: Mitchell Fineran (SAM) vs. VMI, Oct. 13, 2018

### Season

- 81, Julian Rauch (APP), 2007
- 73, Chris Chambers (GSU), 1999
- 70, Julian Rauch (APP), 2006
- 69, Jason Vitaris (APP), 2008
- 64, Adrian Mora (GSU), 2011
- 62, Scott Shelton (GSU), 2002
- 62, Henrique Ribeiro (UTC), 2014
- 60, Tim Openlander (MAR), 1994
- 60, Jonathan Dudley (GSU), 2004
- 59, Julian Rauch (APP), 2005
- 59, Patrick Mugan (WOF), 2007
- 59, Jason Vitaris (APP), 2010

### Career

- 256, Julian Rauch (APP), 2004-07
- 188, Jason Vitaris (APP), 2007-10
- 185, Scott Beckler (FUR), 2004-07
- 168, Danny Marshall (FUR), 2000-03
- 168, Henrique Ribeiro (UTC), 2013-16
- 164, Dewey Klein (MAR), 1988-91
- 162, Tim Openlander (MAR), 1994-96
- 159, Adrian Mora (GSU), 2008-11
- 151, Jason Wells (FUR), 1996-99
- 150, Christian Reed (WOF), 2009-12

## MOST CONSECUTIVE EXTRA POINTS MADE

### Season

- 61, Julian Rauch (APP), 2006
- 58, Tim Openlander (MAR), 1996
- 58, Jason Vitaris (APP), 2009
- 56, Adrian Mora (GSU), 2011
- 55, Grayson Atkins (FUR), 2017
- 54, Julian Rauch (APP), 2005
- 51, Luke Carter (WOF), 2019
- 50, Julian Rauch (APP), 2007
- 50, Andrew Wilcox (Elon), 2007
- 50, Mitchell Fineran (SAM), 2018

### Career

- 152, Adrian Mora (GSU), 2008-11
- 141, Luke Carter (WOF), 2016-19
- 124, Tim Openlander (MAR), 1994-96
- 104, Jacob Godek (CIT), 2017-19
- 96, Adam Shreiner (Elon), 2009-11

- 94, Julian Rauch (APP), 2004-07
- 91, Mitchell Fineran (SAM), 2018-19
- 80, Andrew Wilcox (Elon), 2006-08
- 78, Jay Millson (APP), 1989-92
- 68, Grayson Atkins (FUR), 2017-18

## HIGHEST PERCENTAGE OF EXTRA POINTS MADE

### Season (minimum 30 made)

- 100.0 (58), Tim Openlander (MAR), 1995
- 100.0 (58), Jason Vitaris (APP), 2009
- 100.0 (56), Mike Adams (CIT), 2007
- 100.0 (55), Grayson Atkins (FUR), 2017
- 100.0 (51), Luke Carter (WOF), 2019
- 100.0 (50), Andrew Wilcox (Elon), 2007
- 100.0 (50), Mitchell Fineran (SAM), 2018
- 100.0 (48), Luke Carter (WOF), 2018
- 100.0 (47), Jesse Hartley (GSU), 2007
- 100.0 (47), Henrique Ribeiro (UTC), 2015
- 100.0 (45), Adrian Mora (GSU), 2010
- 100.0 (43), Alex Hanks (GSU), 2012
- 100.0 (43), Jacob Godek (CIT), 2019
- 100.0 (42), Eric Goins (CIT), 2015
- 100.0 (41), Anthony Pistelli (SAM), 2015
- 100.0 (41), Luke Carter (WOF), 2017
- 100.0 (41), Jacob Godek (CIT), 2018
- 100.0 (40), Reed Haley (GSU), 1993
- 100.0 (40), Cole Fisher (MER), 2018
- 100.0 (39), Adam Shreiner (Elon), 2010
- 100.0 (33), Adam Shreiner (Elon), 2011
- 100.0 (33), JJ Jerman (ETSU), 2018
- 100.0 (32), Clark Sechrest (WCU), 2011
- 100.0 (31), Matt Vick (UTC), 2000
- 100.0 (31), Danny Marshall (FUR), 2003
- 100.0 (30), Greg Clark (APP), 1972

## MOST POINTS SCORED BY KICKING

### Game

- 21, Drew Stewart (APP) vs. Western Carolina, Nov. 12, 2011
- 20, Josh Jones (WCU) vs. Samford, Nov. 5, 1999
- 20, Ray Early (FUR) vs. Western Carolina, Nov. 16, 2013
- 19, Dean Biasucci (WCU) vs. Mars Hill, Sept. 18, 1982
- 19, Anthony Pistelli (SAM) vs. Clark Atlanta, Nov. 7, 2015
- 18, Andrew Wilcox (Elon) vs. Georgia Southern, Oct. 13, 2007
- 17, Glen Connally (FUR) vs. ETSU, Nov. 10, 1990
- 17, Sean Holland (GSU) vs. Furman, Nov. 8, 2003
- 17, Eric Goins (CIT) vs. VMI, Nov. 7, 2015
- 17, Anthony Pistelli (SAM) at Mercer, Nov. 21, 2015

### Season

- 127, Julian Rauch (APP), 2007
- 115, Jason Vitaris (APP), 2009
- 108, Henrique Ribeiro (UTC), 2014
- 102, Adrian Mora (GSU), 2010
- 101, Cameron Yaw (SAM), 2011
- 101, Anthony Pistelli (SAM), 2015
- 99, Andrew Wilcox (Elon), 2008
- 99, Julian Rauch (APP), 2006
- 98, Jesse Hartley (GSU), 2007
- 98, Adrian Mora (GSU), 2011
- 98, Henrique Ribeiro (UTC), 2015

### Career

- 373, Julian Rauch (APP), 2004-07
- 328, Adrian Mora (GSU), 2008-11
- 314, Scott Beckler (FUR), 2004-07
- 312, Danny Marshall (FUR), 2000-03
- 307, Andrew Wilcox (Elon), 2005-08
- 307, Henrique Ribeiro (UTC), 2013-16
- 302, Kirk Roach (WCU), 1984-87
- 302, Cameron Yaw (SAM), 2009-12
- 300, Dewey Klein (MAR), 1988-91
- 293, Jason Vitaris (APP), 2007-10

## ~~~ SCORING ~~~

## MOST POINTS SCORED

### Game

- 36, Cos DeMatteo (UTC) vs. Miss. Valley State, Sept. 16, 2000
- 36, Jerome Felton (FUR) vs. Western Carolina, Sept. 23, 2006
- 36, Jayson Foster (GSU) vs. Coastal Carolina, Sept. 15, 2007
- 36, Alex Ramsey (VMI) vs. Samford (OT), Oct. 12, 2019
- 30, Robert Surratt (MAR) vs. Appalachian State, Oct. 13, 1984
- 30, John Settle (APP) vs. Davidson, Oct. 4, 1986
- 30, Brad Hoover (WCU) vs. VMI, Oct. 31, 1998
- 30, Adrian Peterson (GSU) vs. The Citadel, Oct. 24, 1998
- 30, Adrian Peterson (GSU) vs. Youngstown State, Dec. 20, 1999\*

#SoConFB

# INDIVIDUAL RECORDS



30, Adrian Peterson (GSU) vs. VMI, Sept. 30, 2000  
30, J.R. McNair (WOF) vs. Chattanooga, Oct. 4, 2003  
30, Ben Dupree (CIT) at Old Dominion, Sept. 21, 2013  
30, Devin Wynn (FUR) vs. VMI, Nov. 9, 2019

## Season

186, Kevin Richardson (APP), 2006  
174, Adrian Peterson (GSU), 1999  
162, Chaz Williams (GSU), 2002  
156, Adrian Peterson (GSU), 1998  
152, Chaz Williams (GSU), 2004  
144, Jayson Foster (GSU), 2007  
140, Jerome Felton (FUR), 2006  
138, Dane Romero (WOF), 2008  
134, Alex Ramsey (VMI), 2019  
132, Eric Breitenstein (WOF), 2010

## Career

524, Adrian Peterson (GSU), 1998-01  
444, Kevin Richardson (APP), 2004-07  
414, Jerome Felton (FUR), 2004-07  
392, Armanti Edwards (APP), 2006-09  
390, Eric Breitenstein (WOF), 2009-12  
374, Chaz Williams (GSU), 2001-04  
373, Julian Rauch (APP), 2004-07  
372, Jayson Foster (GSU), 2004-07  
334, Thomas Haskins (VMI), 1993-96  
318, Louis Ivory (FUR), 1998-01

## MOST TOUCHDOWNS SCORED

### Game

6, Adrian Peterson (GSU) vs. Youngstown State, Dec. 20, 1999\*  
6, Cos DeMatteo (UTC) vs. Miss. Valley State, Sept. 16, 2000  
6, Jerome Felton (FUR) vs. Western Carolina, Sept. 23, 2006  
6, Jayson Foster (GSU) vs. Coastal Carolina, Sept. 15, 2007  
6, Alex Ramsey (VMI) vs. Samford (OT), Oct. 12, 2019  
5, Robert Surratt (MAR) vs. Appalachian State, Oct. 13, 1984  
5, John Settle (APP) vs. Davidson, Oct. 4, 1986  
5, Adrian Peterson (GSU) vs. The Citadel, Oct. 24, 1998  
5, Brad Hoover (WCU) vs. VMI, Oct. 31, 1998  
5, Adrian Peterson (GSU) vs. VMI, Sept. 30, 2000  
5, J.R. McNair (WOF) vs. Chattanooga, Oct. 4, 2003  
5, Ben Dupree (CIT) at Old Dominion, Sept. 21, 2013  
5, Devin Wynn (FUR) vs. VMI, Nov. 9, 2019

### Season

31, Kevin Richardson (APP), 2006  
29, Adrian Peterson (GSU), 1998  
27, Chaz Williams (GSU), 2002  
26, Adrian Peterson (GSU), 1999  
25, Chaz Williams (GSU), 2004  
24, Jayson Foster (GSU), 2007  
23, Jerome Felton (FUR), 2006  
23, Dane Romero (WOF), 2008  
22, Eric Breitenstein (WOF), 2010  
22, Alex Ramsey (VMI), 2019

## Career

87, Adrian Peterson (GSU), 1998-01  
74, Kevin Richardson (APP), 2004-07  
65, Armanti Edwards (APP), 2006-09  
65, Eric Breitenstein (WOF), 2009-12  
62, Chaz Williams (GSU), 2001-04  
62, Jayson Foster (GSU), 2004-07  
53, Louis Ivory (FUR), 1998-2001  
52, Terrell Hudgins (Elon), 2006-09  
51, Chris Parker (MAR), 1992-95  
50, Thomas Haskins (VMI), 1993-96

## MOST TOUCHDOWNS SCORED BY A FRESHMAN

### Season

29, Adrian Peterson (GSU), 1998 (NCAA record)

## MOST 2-POINT ATTEMPTS

### Game

3, John Deleo (FUR) vs. Guilford, Nov. 7, 1970  
2, Dick Longfellow (WVU) vs. Pittsburgh, Oct. 18, 1958  
2, Don Kern (VMI) vs. The Citadel, Nov. 14, 1959  
2, John Hince (VMI) vs. Davidson, Sept. 16, 1967  
2, Tony Scales (VMI) vs. William & Mary, Oct. 13, 1990  
2, Thomas Haskins (VMI) vs. Liberty, Sept. 9, 1995  
2, Austin Herink (ETSU) vs. Western Carolina, Oct. 27, 2018

## MOST 2-POINT PASSES

### Game

3, Dick Longfellow (WVU) vs. Boston Univ., Oct. 11, 1958  
3, Howard Dyer (VMI) vs. Virginia, Oct. 15, 1960

## MOST DEFENSIVE 2-POINT CONVERSIONS

### Game

2, VMI vs. Davidson, Sept. 7, 2002

\* indicates NCAA playoff game

## ~~~ PUNTING ~~~

## MOST PUNTS

### Game

13, Jim Bailey (VMI) vs. West Virginia, Oct. 4, 1969  
13, Mike Bartik (FUR) vs. East Carolina, Oct. 28, 1972  
13, Mark Royals (APP) vs. The Citadel, Sept. 21, 1985  
13, Jeff Lloyd (UTC) vs. Oklahoma, Aug. 30, 2008  
13, Blake Cain (WCU) vs. Appalachian State, Nov. 22, 2008  
12, Jim Jordan (FUR) vs. The Citadel, Nov. 19, 1966  
12, Greg Davis (CIT) vs. Clemson, Oct. 4, 1986  
12, Nate McKinney (APP) vs. Hawaii, Aug. 30, 2003

### Season

101, Jim Bailey (VMI), 1969  
93, Jim Bailey (VMI), 1970  
86, Chuck Marks (VMI), 1968  
86, Anthony Turowski, (Elon), 2003  
86, Mike Bartik (FUR), 1972  
85, Mark Royals (APP), 1984  
84, Jimmy Jordan (FUR), 1968  
84, Billy Wightman (ECU), 1968  
82, Jim Bailey (VMI), 1971  
82, Kenny Pauley (WCU), 1990

## Career

297, Billy Smith (UTC), 1985-88  
276, Jim Bailey (VMI), 1969-71  
272, Brent Barth (VMI), 1999-02  
265, Aaron Bass (ETSU), 2000-03  
263, Greg Davis (CIT), 1983-86  
262, Blake Cain (WCU), 2008-11  
258, Harold Alexander (APP), 1989-92  
237, Nate McKinney (APP), 2000-03  
235, Ken Caldwell (CIT), 1975-78  
234, Greg Peranich (SAM), 2010-14

## MOST PUNTING YARDS

### Game

616, Greg Davis (CIT) vs. Clemson, Oct. 4, 1986  
528, Nate McKinney (APP) vs. Hawaii, Aug. 30, 2003  
512, Mark Royals (APP) vs. The Citadel, Sept. 21, 1985  
502, Jeff Lloyd (UTC) vs. Oklahoma, Aug. 30, 2008  
497, Blake Cain (WCU) vs. Appalachian State, Nov. 22, 2008  
494, Bentlee Critcher (APP) vs. Samford, Oct. 12, 2013  
492, Billy Smith (UTC) vs. ETSU, Sept. 21, 1985  
489, Eric Smith (GSU) vs. Miami (Fla.), Sept. 3, 1994  
488, Billy Smith (UTC) vs. Marshall, Oct. 22, 1988  
480, Billy Smith (UTC) vs. Georgia Tech, Sept. 10, 1988

### Season

3,529, Mark Royals (APP), 1984  
3,504, Jim Bailey (VMI), 1969  
3,441, Jim Bailey (VMI), 1970  
3,368, Jimmy Jordan (FUR), 1968  
3,306, Aaron Bass (ETSU), 2002  
3,297, Nate McKinney (APP), 2003  
3,287, Anthony Turowski (Elon), 2003  
3,273, Billy Smith (UTC), 1988  
3,264, Billy Smith (UTC), 1985  
3,250, Chuck Marks (VMI), 1968

## Career

11,906, Billy Smith (UTC), 1985-88  
11,438, Brent Barth (VMI), 1999-02  
11,055, Harold Alexander (APP), 1989-92  
11,076, Greg Davis (CIT), 1983-86  
11,002, Aaron Bass (ETSU), 2000-03  
10,145, Blake Cain (WCU), 2008-11  
10,143, Jim Bailey (VMI), 1969-71  
9,896, Nate McKinney (APP), 2000-03  
9,871, Aaron Bass (ETSU), 1999-02  
9,737, Greg Peranich (SAM), 2010-14

## HIGHEST PUNTING AVERAGE

### Game (minimum 5 punts)

55.7 (6-334), Harold Alexander (APP) vs. The Citadel, Oct. 3, 1992 (NCAA record)  
55.5 (8-444), Harold Alexander (APP) vs. Marshall, Aug. 31, 1991  
54.9 (9-494), Bentlee Critcher (APP) vs. Samford, Oct. 12, 2013

54.6 (5-273), Nathan McKinney (APP) vs. Furman, Oct. 12, 2002  
54.3 (8-434), Pumpu Tudors (UTC) vs. Appalachian State, Sept. 20, 1980

54.2 (5-271), Bob Hooper (SAM) vs. Chattanooga, Oct. 10, 2009  
53.0 (6-318), Bobby Goodwin (ETSU) vs. Eastern Kentucky, Sept. 3, 1983

53.0 (5-265), Nick Pollard (UTC) vs. Wofford, Nov. 8, 2014  
52.6 (5-263), Austin Barnard (SAM) at VMI, Oct. 7, 2017  
51.8 (5-259), John Howell (UTC) vs. Vanderbilt, Nov. 20, 1982

## Season (minimum 30 punts)

47.4, Brent Barth (VMI), 1999-02  
46.7, Harold Alexander (APP), 1991  
46.2, David Marvin (WOF), 2016  
45.9, Sam Martin (APP), 2012  
45.9, Bentlee Critcher (APP), 2013  
45.8, Chris Hanson (MAR), 1996  
45.5, Pumpu Tudors (MAR), 1991  
45.2, Austin Barnard (SAM), 2017  
44.9, Ian Berryman (WCU), 2016  
44.6, Pat Velarde (MAR), 1983  
44.6, Greg Davis (CIT), 1986  
44.6, Pumpu Tudors (APP), 1990  
44.6, Nate McKinney (UTC), 2003

## Career (minimum 100 punts)

44.4, Pumpu Tudors (UTC), 1989-91  
43.8, Ian Berryman (WCU), 2015-18  
43.4, Joe Parker (APP), 1973-76  
43.4, Pat Velarde (MAR), 1982-83  
43.2, Austin Barnard (SAM), 2014-17  
43.0, Harold Alexander (APP), 1989-92  
43.0, Ray Early (FUR), 2010-13  
42.8, Ken Hinsley (WCU), 1995-98  
42.4, Nate McKinney (APP), 2000-03  
42.1, Greg Carter (UTC), 1977-79  
42.1, Greg Davis (CIT), 1983-86  
42.1, Brent Barth (VMI), 1999-02

## MOST PUNTS OVER 50 YARDS

### Game

7, Harold Alexander (APP) vs. Marshall, Aug. 31, 1991

## MOST PUNTS INSIDE OPPONENT'S 20

### Game

8, Harold Alexander (APP) vs. Wake Forest, Sept. 9, 1989

\* indicates NCAA playoff game

## ~~~ PUNT RETURNS ~~~

## MOST PUNT RETURNS

### Game

10, Tim Dameron (ECU) vs. Furman, Oct. 28, 1972  
9, Devon Ford (APP) vs. Davidson, Sept. 21, 1974  
9, Gary Parris (UTC) vs. Middle Tenn. State, Oct. 20, 1979  
9, Ricardo Clark (MAR) vs. Chattanooga, Oct. 22, 1988  
9, Dexter Dawson (GSU) vs. VMI, Oct. 23, 1993  
8, Ed Mioduszewski (W&M) vs. North Carolina, Oct. 28, 1950  
8, Jeff Isaac (CIT) vs. Furman, Nov. 19, 1966  
8, Jeff Dean (WCU) vs. Marshall, Sept. 15, 1979  
8, Keyandre Fenn (ETSU) vs. VMI, Sept. 16, 2000  
8, Teray Frost (VMI) vs. Charleston Southern, Oct. 21, 2000  
8, Jermaine Anderson (CIT) vs. VMI, Nov. 10, 2001  
8, Andre Roberts (CIT) vs. Chas. Southern, Sept. 1, 2007

### Season

44, Ant Williams (GSU), 2002  
41, Ricardo Clark (MAR), 1990  
40, Chas Fox (FUR), 1983  
36, Devin Ford (APP), 1974  
36, DaVon Fowlkes (APP), 2002  
35, Jerry Haynes (UR), 1970  
35, David McCrary (UTC), 1983  
34, Dexter Jackson (APP), 2007  
33, Tim Martin (MAR), 1995  
33, Lamont Williams (WOF), 1997  
33, Anthony Stringfield (ETSU), 1997  
33, Ken Byrd (APP), 1997  
33, DaVon Fowlkes (APP), 2001

## Career

118, David McCrary (UTC), 1982-85  
118, Ant Williams (GSU), 1999-02  
116, DaVon Fowlkes (APP), 2001-04  
115, Tim Martin (MAR), 1993-96





# INDIVIDUAL RECORDS

- 107, Chas Fox (FUR), 1982-85
- 105, Devon Ford (APP), 1973-76
- 105, Ricardo Clark (MAR), 1988-91
- 93, Zach Smerdzinski (FUR), 1997-00
- 93, Dexter Jackson (APP), 2004-07
- 91, Anthony Stringfield (ETSU), 1994-97

## MOST PUNT RETURNS YARDS

### Game

- 177, Carlos Frank (CIT) vs. Newberry, Sept. 6, 1997
- 172, Devon Ford (APP) vs. East Carolina, Oct. 19, 1974
- 169, Ronnie Moore (VMI) vs. Davidson, Sept. 28, 1974
- 156, Jeff Varnadoe, (CIT) vs. Bucknell, Sept. 18, 1971
- 155, Tera Frost (VMI) vs. Chas. Southern, Oct. 21, 2000
- 154, Dexter Jackson (APP) vs. Gardner-Webb, Sept. 23, 2006
- 143, Ant Williams (GSU) vs. Chattanooga, Sept. 22, 2001
- 142, David McCrary (UTC) vs. Marshall, Oct. 22, 1983
- 133, Ed Elliott (UR) vs. Randolph-Macon, Sept. 18, 1953
- 131, Jermaine Anderson (CIT) vs. VMI, Nov. 10, 2001

### Season

- 570, Devon Ford (APP), 1974
- 478, DaVon Fowlkes (APP), 2002
- 474, Ant Williams (GSU), 2002
- 461, Andre Roberts (CIT), 2008
- 393, Tim Martin (MAR), 1995
- 385, David McCrary (UTC), 1983
- 369, Dexter Jackson (APP), 2006
- 366, Ricardo Clark (MAR), 1990
- 366, Dexter Dawson (GSU), 1993
- 354, Troy Brown (MAR), 1991

### Career

- 1,276, DaVon Fowlkes (APP), 2001-04
- 1,253, David McCrary (UTC), 1982-85
- 1,199, Devon Ford (APP), 1973-76
- 1,160, Andre Roberts (CIT), 2006-09
- 1,126, Ant Williams (GSU), 1999-02
- 1,066, Tim Martin (MAR), 1993-96
- 1,034, Zach Smerdzinski (FUR), 1997-00
- 975, Kerry Hayes (WCU), 1991-94
- 864, Dexter Dawson (GSU), 1992-95
- 848, Stephon Hawkins (UTC), 1996-99

## HIGHEST PUNT RETURN AVERAGE

### Game (minimum 3 returns)

- 43.0 (4-172), Devon Ford (APP) vs. East Carolina, Oct. 19, 1974
- 36.3 (3-109), Kerry Hayes (WCU) vs. ETSU, Nov. 14, 1992
- 30.7 (3-92), Adam Mims (FUR) vs. Colgate, Sept. 13, 2008
- 29.7 (3-89), Jimmy Watkins (APP) vs. Liberty, Sept. 1, 2001
- 29.0 (4-116), Karlos Sullivan (Elon) vs. W.Va. Wesleyan, Sept. 8, 2007
- 29.0 (4-116), Andre Roberts (CIT) vs. Webber Int'l., Aug. 30, 2008
- 28.3 (3-85), Andre Roberts (CIT) vs. Webber Int'l., Sept. 8, 2007
- 27.3 (3-82), Joel Bradford (UTC) vs. The Citadel, Nov. 14, 2009
- 27.0 (4-108), Ant Williams (GSU) vs. VMI, Oct. 5, 2002
- 27.0 (3-81), Lewis Barr (GSU) vs. Chattanooga, Sept. 27, 2003
- 27.0 (4-108), DeAndre Schoultz (CIT) vs. ETSU, Oct. 29, 2016

### Season

- 24.9, Kerry Hayes (WCU), 1994
- 21.9, Montrell Washington (SAM), 2019
- 19.2, Andre Roberts (CIT), 2008
- 19.1, Stephon Hawkins (UTC), 1996
- 15.9, Dexter Dawson (GSU), 1995
- 15.8, Jimmy Jordan (FUR), 1968
- 15.8, Devon Ford (APP), 1974
- 15.5, Andre Roberts (CIT), 2009
- 14.9, Corey Joyner (GSU), 1998
- 14.9, Bear Rinehart (FUR), 2002

### Career (minimum 25 returns)

- 18.9, George Hannen (DAV), 1967-69
- 18.2, Chandler Curtis (MER), 2014-17
- 16.9, David Ames (UR), 1955-57, 1959
- 16.0, Raja Andrews (GSU), 2005-08
- 14.0, Andre Roberts (CIT), 2006-09
- 13.9, Kerry Hayes (WCU), 1991-94
- 13.5, Stephon Hawkins (UTC), 1996-99
- 12.8, Bear Rinehart (FUR), 1999-02
- 11.8, Dexter Dawson (GSU), 1992-95
- 11.4, Devon Ford (APP), 1973-76

## MOST PUNT RETURNS FOR TOUCHDOWN

### Game

- 2, Carlos Frank (CIT) vs. Newberry, Sept. 6, 1997
- 2, Dexter Jackson (APP) vs. Gardner-Webb, Sept. 23, 2006

### Season

- 3, Carlos Frank (CIT), 1997
- 3, Andre Roberts (CIT), 2008
- 3, Chandler Curtis (MER), 2014
- 2, Andre Worrell (FUR), 1992
- 2, Dexter Jackson (APP), 2006
- 2, Tommy Hudson (UTC), 2014
- 2, Dante Smith (CIT), 2018

### Career

- 4, Tim Martin (MAR), 1993-96
- 4, Carlos Frank (CIT), 1996-99
- 3, Andre Roberts (CIT), 2006-09
- 3, A.J. Harris (Elon), 2008-11
- 3, Chandler Curtis (MER), 2014-17
- 2, David McCrary (UTC), 1982-85
- 2, Ricardo Clark (MAR), 1988-91
- 2, Anthony Smith (APP), 1989-92
- 2, Andre Worrell (FUR), 1991-93
- 2, Kerry Hayes (WCU), 1991-94
- 2, Ant Williams (GSU), 1999-02
- 2, Dexter Jackson (APP), 2004-07
- 2, Karlos Sullivan (Elon), 2006-09
- 2, Tommy Hudson (UTC), 2010-14
- 2, Dante Smith (CIT), 2018-present**

## ~ ~ ~ KICKOFF RETURNS ~ ~ ~

## MOST KICKOFF RETURNS

### Game

- 11, Mike Rucker (WOF), vs. Appalachian State, Oct. 31, 2008
- 10, Mason Dermott (VMI) vs. Chattanooga, Sept. 23, 2017
- 9, Mike Malone (WCU) vs. Appalachian State, Nov. 10, 2007
- 9, R.J. Webb (FUR) vs. Auburn, Nov. 7, 2009
- 8, Rusty Scales (ECU) vs. Bowling Green, Sept. 25, 1971
- 8, Scott Dykes (ETSU) vs. Marshall, Nov. 23, 1991
- 8, Tobe Taylor (UTC) vs. Marshall, Oct. 1, 1994
- 8, Carlos Frank (CIT) vs. Miami (Fla.), Sept. 7, 1996
- 8, Carlos Frank (CIT) vs. Vanderbilt, Oct. 9, 1999
- 8, Lance Camp (Elon) vs. Wofford, Oct. 25, 2008
- 8, Asheton Jordan (CIT) vs. Florida, Nov. 22, 2008
- 8, Nate Harris (WCU) at Wofford, Oct. 16, 2010
- 8, Brian Sutherland (UTC) at Auburn, Nov. 6, 2010
- 8, Brian Sutherland (UTC) at Wofford, Nov. 20, 2010
- 8, George Richardson (WCU) at Georgia Tech, Sept. 1, 2011
- 8, Kevin Hardy (CIT) vs. Appalachian State, Oct. 15, 2011

### Season

- 58, Mike Malone (WCU), 2007
- 48, Otis Washington (WCU), 1988
- 47, Mason Dermott (VMI), 2017
- 46, Michael Gilmore (UTC), 2004
- 45, Brian Sutherland (UTC), 2010
- 44, Laron Scott (UTC), 2010
- 43, CoCo Hilliary (APP), 2007
- 42, Mike Rucker (WOF), 2008
- 42, Mason Dermott (VMI), 2016
- 41, Jawan Clark (WCU), 2000

### Career

- 120, Mike Rucker (WOF), 2007-10
- 108, Carlos Frank (CIT), 1996-99
- 105, Mason Dermott (VMI), 2015-18
- 97, CoCo Hilliary (APP), 2007-10
- 95, Detrez Newsome (WCU), 2014-17
- 89, Dale Middleton (ETSU), 1986-89
- 89, Brian Bratton (FUR), 2001-04
- 85, Devon Ford (APP), 1973-76
- 85, Fabian Truss (SAM), 2010-13
- 82, Darryl Streeter (UTC), 1984-88

## MOST KICKOFF RETURNS YARDS

### Game

- 240, Detrez Newsome (WCU) at S. Carolina, Nov. 19, 2016
- 229, Mike Malone (WCU) vs. Furman, Nov. 17, 2007
- 225, Michael Mayers (Elon) vs. Appalachian St., Sept. 29, 2007
- 222, Kerry Hayes (WCU) vs. VMI, Oct. 10, 1992
- 212, Michael Gilmore (UTC) vs. Appalachian State, Oct. 30, 2004
- 212, Mike Rucker (WOF) vs. Appalachian State, Oct. 31, 2008
- 207, Titus Green (VMI) vs. Furman, Sept. 22, 2001
- 200, Asheton Jordan (CIT) vs. Florida, Nov. 22, 2008
- 198, Otis Washington (WCU) vs. Marshall, Nov. 12, 1988
- 195, R.J. Webb (FUR) vs. Auburn, Nov. 7, 2009

### Season

- 1,383, Mike Malone (WCU), 2007
- 1,161, Laron Scott (GSU), 2010
- 1,113, Otis Washington (WCU), 1988
- 1,040, Laron Scott (GSU), 2011
- 1,037, George Richardson (WCU), 2011
- 1,030, CoCo Hilliary (APP), 2007
- 1,009, Michael Gilmore (UTC), 2004
- 975, Mason Dermott (VMI), 2016
- 970, Detrez Newsome (WCU), 2016
- 931, Mike Rucker (WOF), 2008

### Career

- 2,725, Mike Rucker (WOF), 2007-10
- 2,535, Carlos Frank (CIT), 1996-99
- 2,493, Fabian Truss (SAM), 2010-13
- 2,301, CoCo Hilliary (APP), 2007-11
- 2,279, Detrez Newsome (WCU), 2014-17
- 2,257, Laron Scott (GSU), 2008-11
- 2,218, Mason Dermott (VMI), 2015-18
- 2,058, Kerry Hayes (WCU), 1991-94
- 2,053, Brian Bratton (FUR), 2001-04
- 1,869, Devin Ford (APP), 1973-76

## HIGHEST KICKOFF RETURN AVERAGE

### Game (minimum 4 returns)

- 56.2 (4-225), Michael Mayers (Elon) vs. Appalachian State, Sept. 29, 2007
- 55.5 (4-222), Kerry Hayes (WCU) vs. VMI, Oct. 10, 1992
- 45.8 (4-183), George Richardson (WCU) vs. Furman, Oct. 1, 2011
- 40.2 (4-161), Korey Bridy (VMI) vs. Western Carolina, Nov. 2, 2019
- 37.8 (4-151), Samir Baker (GSU) vs. Elon, Sept. 20, 2008
- 37.6 (5-188), Mike Rucker (WOF) vs. Chas. So., Sept. 6, 2008
- 36.5 (4-146), David Durden (MER) vs. Austin Peay, Sept. 14, 2019
- 35.8 (4-143), Stephon Shelton (WOF) vs. Elon, Oct. 31, 2009
- 34.5 (6-207), Titus Green (VMI) vs. Furman, Sept. 22, 2001
- 33.3 (4-133), Michael Mayers (Elon) vs. Furman, Nov. 3, 2007
- 33.3 (4-133), Laron Scott (GSU) at Navy, Sept. 11, 2010

### Season (minimum 1.0 per game)

- 39.0, Troy Brown (MAR), 1991
- 37.7, Tony Ball (UTC), 1977
- 37.2, Brian Bratton (FUR), 2001
- 36.8, Des Kitchings (FUR), 1999
- 36.5, Kerry Hayes (WCU), 1993
- 35.9, Jerodis Williams (FUR), 2012
- 34.6, Randy Moss (MAR), 1996
- 33.1, Richard Holland (VMI), 2000
- 32.1, Josh Cole (FUR), 1995
- 30.9, Thomas Haskins (VMI), 1994

### Career (minimum 25 returns)

- 29.7, Troy Brown (MAR), 1991-92
- 29.3, Des Kitchings (FUR), 1996-99
- 29.3, Fabian Truss (SAM), 2010-13
- 28.2, Kerry Hayes (WCU), 1991-94
- 27.9, Laron Scott (GSU), 2009-11
- 27.8, Jonathan Parker (UTC), 1984-88
- 27.3, Richard Holland (VMI), 1997-00
- 27.3, George Richardson (WCU), 2010-11
- 26.9, Josh Cole (FUR), 1993-96
- 26.7, Stephen Houzah (MER), 2015-18

## MOST KICKOFF RETURNS FOR TOUCHDOWNS

### Game

- 2, Kerry Hayes (WCU) vs. VMI, Oct. 10, 1992

### Season

- 3, Troy Brown (MAR), 1991
- 3, Kerry Hayes (WCU), 1993
- 3, Des Kitchings (FUR), 1999
- 3, Brian Bratton (FUR), 2001
- 2, Ronnie Horton (ETSU), 1980
- 2, Albert Burt (ETSU), 1988
- 2, Jerry Ellison (UTC), 1992
- 2, Kerry Hayes (WCU), 1992
- 2, Jimmy Watkins (APP), 2000
- 2, Laron Scott (GSU), 2011
- 2, Jerodis Williams (FUR), 2012

### Career

- 5, Kerry Hayes (WCU), 1991-94 (NCAA record)
- 4, Des Kitchings (FUR), 1996-99
- 4, Fabian Truss (SAM), 2010-13

# INDIVIDUAL RECORDS



3, Jerry Ellison (UTC), 1991-93  
3, Troy Brown (MAR), 1991-92  
3, Brian Bratton (FUR), 2001-04  
2, Albert Burt (ETSU), 1988-90  
2, Jimmy Watkins (APP), 2000-01  
2, Mike Rucker (WOF), 2007-10  
2, Laron Scott (GSU), 2008-11  
2, Jerodis Williams (FUR), 2009-12  
2, Chandler Curtiss (MER), 2014-17  
2, Detrez Newsome (WCU), 2014-17

## ~~~ ALL-PURPOSE YARDS ~~~

### MOST PLAYS

#### Game

54, Ron Darby (MAR) vs. Western Carolina, Nov. 12, 1988 (NCAA record)  
46, John Settle (APP) vs. Marshall, Nov. 8, 1986

#### Season

373, John Settle (APP), 1986  
356, Brad Hoover (WCU), 1998  
340, Carlester Crumpler (ECU), 1972  
319, Damon Scott (APP), 1996  
317, John Settle (APP), 1986  
317, Thomas Haskins (VMI), 1996  
316, Alex Ramsey (VMI), 2019  
313, George Searcy (ETSU), 1989  
309, Floyd Allen (VMI), 1979  
301, Tory Cooper (CIT), 2007

#### Career

1,026, John Settle (APP), 1983-86  
1,016, Adrian Peterson (GSU), 1998-01  
1,013, Thomas Haskins (VMI), 1993-96  
958, John Settle (APP), 1983-86  
913, Floyd Allen (VMI), 1978-81  
857, Louis Ivory (FUR), 1998-01  
834, Ron Darby (MAR), 1986-89  
825, Chris Parker (MAR), 1991-95  
824, Detrez Newsome (WCU), 2014-17  
823, Jack Douglas (CIT), 1989-92

### MOST YARDS GAINED

#### Game

387, Michael Mayers (Elon) vs. Appalachian State, Sept. 29, 2007  
365, Detrez Newsome (WCU) at S. Carolina, Nov. 19, 2016  
343, DaVon Fowlkes (APP) vs. Northwestern State, Sept. 25, 2004  
370, Jerodis Williams (FUR) vs. W. Carolina, Sept. 29, 2012  
347, Detrez Newsome (WCU) vs. UTC, Oct. 28, 2016  
342, DaVon Fowlkes (APP) vs. Elon, Nov. 6, 2004  
336, Tory Cooper (CIT) vs. Furman, Oct. 13, 2007  
332, Troy Brown (MAR) vs. VMI, Nov. 16, 1991  
329, Ron Darby (MAR) vs. Western Carolina, Nov. 12, 1988  
328, Thomas Haskins (VMI) vs. Richmond, Sept. 24, 1994

#### Season

2,343, Detrez Newsome (WCU), 2016  
2,313, DaVon Fowlkes (APP), 2004  
2,205, Fabian Truss (SAM), 2013  
2,143, Mike Malone (WCU), 2007  
2,134, Thomas Haskins (VMI), 1995  
2,102, John Settle (APP), 1986  
2,093, Louis Ivory (FUR), 2000  
2,092, Thomas Haskins (VMI), 1996  
2,086, Otis Washington (WCU), 1988  
2,080, Jayson Foster (GSU), 2007

#### Career

7,355, Thomas Haskins (VMI), 1993-96  
6,969, Detrez Newsome (WCU), 2014-17  
6,784, Adrian Peterson (GSU), 1998-01  
6,640, Fabian Truss (SAM), 2010-13  
5,843, Eric Breitenstein (WOF), 2009-12  
5,716, Kerry Hayes (WCU), 1991-94  
5,565, John Settle (APP), 1983-86  
5,497, Chris Parker (MAR), 1991-95  
5,465, Louis Ivory (FUR), 1998-01  
5,277, Terrell Hudgins (Elon), 2006-09

### HIGHEST AVERAGE GAIN PER PLAY

#### Game (minimum 5 plays)

47.5 (6-285), Kerry Hayes (WCU) vs. ETSU, Nov. 14, 1992  
44.2 (5-221), David Durden (MER) at WCU, Aug. 31, 2019

38.6 (5-193), Shaun Fogle (WOF) vs. ETSU, Nov. 4, 2000  
30.3 (6-182), Darius Harvey (SAM) vs. West Alabama, Sept. 7, 2017  
28.1 (8-225), Logan McCarter (FUR) vs. ETSU, Sept. 30, 2017  
28.4 (7-199), Montrell Washington (SAM) vs. Youngstown State, Aug. 24, 2019  
27.7 (6-166), Korey Bridy (VMI) vs. WCU, Nov. 2, 2019  
26.3 (8-210), D'mauria VanCleave (WOF) vs. WCU, Oct. 19, 2019  
24.8 (5-124), Chandler Curtis (MER) vs. ETSU, Sept. 23, 2017  
24.0 (8-192), Blake Morgan (WOF) at Presbyterian, Sept. 30, 2017

### Season (minimum 100 plays)

19.7, Otis Washington (WCU), 1988 (NCAA record)  
16.3 (120-1,959), Michael Mayers (Elon), 2007  
15.2, DaVon Fowlkes (APP), 2004  
15.2 (81-1,230), Bryce Nunnally (UTC), 2018  
14.0, Mark Stock (VMI), 1988  
13.3 (114-1,631), Richmond Flowers (UTC), 2000  
13.1 (125-1,641), Kelvin McKnight (SAM), 2018  
12.9 (209-1,405), Michael Mayers (Elon), 2006  
12.6 (100-1,257), Kelvin McKnight (SAM), 2017  
12.5 (118-1,480), Terrell Hudgins (Elon), 2007

#### Career

17.9 (136-2,436), Mason Dermott (VMI), 2015-18  
17.2 (205-3,526), Chandler Curtis (MER), 2014-17  
14.9 (225-3,350), Thomas Gordon (FUR), 2016-19  
14.0 (335-4,697), Michael Mayers (Elon), 2004-07  
13.5 (188-2,528), Terrell Hudgins (Elon), 2006-09  
13.3, DaVon Fowlkes (APP), 2004

### MOST YARDS PER GAME

#### Season

213.0, Detrez Newsome (WCU), 2016  
210.3, DaVon Fowlkes (APP), 2004  
194.8, Mike Malone (WCU), 2007  
194.0, Thomas Haskins (VMI), 1995  
190.3, Louis Ivory (FUR), 2000  
190.2, Thomas Haskins (VMI), 1996  
189.6, Otis Washington (WCU), 1988  
189.1, Jayson Foster (GSU), 2007  
183.8, Fabian Truss (SAM), 2013  
182.8, Mark Stock (VMI), 1988

#### Career

167.2, Thomas Haskins (VMI), 1993-96  
162.1, Detrez Newsome (WCU), 2014-17  
161.5, Adrian Peterson (GSU), 1998-01  
158.1, Fabian Truss (SAM), 2010-13  
148.3, Troy Brown (MAR), 1991-92  
147.1, Stump Mitchell (CIT), 1977-80  
**141.0, Quay Holmes (ETSU), 2018-present**  
139.4, Kerry Hayes (WCU), 1991-94  
137.3, Josh Cole (FUR), 1993-96  
132.8, Kenny Strayhorn (WCU), 1973-74

## ~~~ DEFENSE ~~~

### MOST TOTAL TACKLES

#### Game

30, Everett Spellman (WCU) vs. Appalachian State, Nov. 21, 1987  
30, Josh Cain (UTC) vs. The Citadel, Nov. 3, 2001  
28, Milan Sterling (FUR) vs. Wofford, Sept. 18, 1993  
27, Dino Hackett (APP) vs. ETSU, Nov. 23, 1985  
26, Roger Johnson (MAR) vs. The Citadel, Nov. 9, 1991  
26, Lester Smith (CIT) vs. Army, Oct. 12, 1991  
25, Julius Thomas (APP) vs. Lenoir-Rhyne, Oct. 6, 1973  
25, Chad Nkang (Elon) vs. Chattanooga, Oct. 15, 2005  
25, Corey Weaver (Elon) vs. Appalachian State, Sept. 30, 2006  
24, Dino Hackett (APP) vs. Furman, Oct. 26, 1985  
24, Junior Jackson (UTC) vs. The Citadel, Oct. 21, 1989  
24, Dexter Coakley (APP) vs. VMI, Nov. 20, 1993

#### Season

224, Brian Ruff (CIT), 1974  
213, Brian Ruff (CIT), 1976  
200, Dino Hackett (APP) 1985  
195, Milan Sterling (FUR), 1993  
183, Glen Richardson (UTC), 1985  
183, Scott Thompson (CIT), 1986  
182, Brian Ruff (CIT), 1975  
181, Scott Belcher (CIT), 1995  
176, Jay Their (FUR), 1997

175, Jeff Blankenship (FUR), 1988

#### Career

755, Brian Ruff (CIT), 1973-76  
616, Dexter Coakley (APP), 1993-96  
533, Tony Starks (CIT), 1974-77  
523, Frank Moses (FUR), 1974-77  
522, Glen Richardson (UTC), 1982-85  
511, Josh Cain (UTC), 1999-02  
495, Cedric Felton (APP), 1982-86  
489, Kota Suttle (FUR), 1989-92  
483, Jeff Blankenship (FUR), 1985-88  
483, Kevin Kendrick (FUR), 1987-90

### MOST PASSES INTERCEPTED

#### Game

6, Torez Jones (WCU) at Gardner-Webb, Sept. 18, 2010  
4, Jack Bruce (W&M) vs. Richmond, Oct. 30, 1948  
4, Jake Wade (DAV) vs. North Carolina State, Oct. 8, 1949  
4, Charlie Benson (DAV) vs. VMI, Oct. 12, 1957

#### Season

10, John Mapp (VMI), 1952  
10, Vince Perone, Jr. (FUR), 1972  
10, Jim Bolding (ECU), 1975  
10, Mark LeGree (APP), 2008  
9, Jeff Varnadoe (CIT), 1970  
8, Dick Kern (W&M), 1963  
8, Phillip Aldridge (UTC), 1985  
8, Reggie Giles (MAR), 1986  
8, Mark Snyder (MAR), 1987  
8, J.D. Cauthen (CIT), 1987  
8, Reggie Solomon (UTC), 1987

#### Career

24, Corey Lynch (APP), 2003-07  
22, Jim Bolding (ECU), 1973-76  
22, Rick Harris (ETSU), 1986-89  
22, Mark LeGree (APP), 2007-10  
18, Matt Stevens (APP), 1992-95  
17, J.D. Cauthen (CIT), 1985-88  
16, John Mapp (VMI), 1951-53  
16, Vince Perone, Jr. (FUR), 1972-74  
16, Tiger Greene (WCU), 1981-84  
15, Jerome Norris (FUR), 1984-86  
15, Mike Mayo (VMI), 1985-87  
15, Donnie Abraham (ETSU), 1992-95  
15, Richie Jackson (FUR), 1998-01

### MOST INTERCEPTION RETURN YARDS

#### Game

154, Jeff Varnadoe (CIT) vs. William & Mary, Oct. 10, 1970  
112, Cortez Allen (CIT) vs. Samford, Oct. 31, 2009  
109, Don Divers (VT) vs. VMI, Nov. 25, 1954  
102, Earthwind Moreland (GSU) vs. Jacksonville State, Sept. 12, 1998  
100, Andy Tucker (VMI) vs. Richmond, Sept. 29, 1961  
100, Timmy Thrift (WOF) vs. Chattanooga, Oct. 4, 2003  
99, Julius Grant (WCU) vs. Marshall, Oct. 31, 1992  
99, John Keith (FUR) vs. Chattanooga, Nov. 20, 1999  
98, Ryan Hadden (GSU) vs. Chattanooga, Sept. 25, 1999  
98, Gary Wilkins (FUR) vs. Appalachian State, Oct. 19, 2013

#### Season

251, Jeff Varnadoe (CIT), 1970  
197, Reggie Pinkney (ECU), 1976  
189, Donnie Abraham (ETSU), 1995  
165, A.J. Bryant (GSU), 2004  
160, Kerr Kump (VMI), 1967  
160, Reggie Giles (MAR), 1986  
156, Justin Wozaeh (APP), 2005  
153, Gerald Hall (ECU), 1976  
147, Tony Carmignani (FUR), 1961  
142, Phillip Aldridge (UTC), 1985

#### Career

453, Rick Harris (ETSU), 1986-89  
303, Jeff Varnadoe (CIT), 1970-71  
298, Donnie Abraham (ETSU), 1992-95  
295, Lucas Webb (UTC), 2014-17  
261, Kerr Kump (VMI), 1966-68  
260, A.J. Bryant (GSU), 2002-05  
248, Matt Stevens (APP), 1992-95  
240, Ryan Steed (FUR), 2008-11  
232, Omari Williams (SAM), 2014-17  
217, Glenn Bates (MAR), 1982-83





Corey Lynch (Appalachian State) closed his career as the SoCon's all-time leader in interceptions with 24.

### MOST INTERCEPTIONS RETURNED FOR A TOUCHDOWN

- Game**  
 2, Joel Carter (APP) vs. Wake Forest, Sept. 3, 1983  
 2, David McCrary (UTC) vs. SW Louisiana, Sept. 17, 1983  
 2, Tony Tiller (ETSU) vs. Liberty, Oct. 18, 2003  
 2, Travis Hill (WCU) vs. West Virginia State, Sept. 2, 2004

### Season

- 2, Glenn Bates (MAR), 1982  
 2, Joel Carter (APP), 1983  
 2, David McCrary (UTC), 1983  
 2, Rico Mack (APP), 1990  
 2, Venton Bell (FUR), 1991  
 2, Kareem Robinson (UTC), 1995  
 2, Melvin Cunningham (MAR), 1996  
 2, Lavar Rainey (GSU), 2000  
 2, Travis Hill (WCU), 2004  
 2, Anthony Harris (Elon), 2004  
 2, Mitchell Dukes (WCU), 2006  
 2, Ryan Steed (FUR), 2010  
 2, Tevin Floyd (CIT), 2015  
 2, Lucas Webb (UTC), 2015

### Career

- 4, Lucas Webb (UTC), 2014-17  
 3, Glenn Bates (MAR), 1982-83  
 3, Donnie Abraham (ETSU), 1992-95  
 3, Chris Edwards (WOF), 1998-01  
 3, Karlos Sullivan (Elon), 2006-09  
 3, Ryan Steed (FUR), 2008-11  
 3, Omari Williams (SAM), 2014-17

### MOST QUARTERBACK SACKS

- Game**  
 7, James Russell (ETSU) vs. Glenville State, Sept. 14, 1996  
 7, Bryan Dailer (FUR) vs. Chattanooga, Nov. 22, 1997  
 6, Bryan Dailer (FUR) vs. Chattanooga, Nov. 23, 1996  
 5, Rayford Cannon (APP) vs. Davidson, Oct. 4, 1986  
 5, Kelly Fletcher (FUR) vs. Newberry, Sept. 24, 1988  
 5, Kelly Fletcher (FUR) vs. Western Carolina, Oct. 28, 1989  
 4, Louis Cooper (WCU) vs. ETSU, Nov. 10, 1984  
 4, Derek Summerour (WCU) vs. Marshall, Oct. 14, 1995  
 4, Tyler Unzicker (UTC) vs. ETSU, Nov. 10, 2001  
 4, Katon Bethay (WOF) vs. VMI, Oct. 15, 2005  
 4, Mitch McGrath (FUR) at Chattanooga, Oct. 29, 2011  
 4, Solomon Clark (WCU) vs. VMI, Sept. 29, 2018

### Season

- 17.5, Bryan Dailer (FUR), 1997  
 16.0, Kelly Fletcher (FUR), 1989  
 16.0, Anthony Jones (WOF), 2002  
 15.0, Edward Thomas (GSU), 1996  
 15.0, Adrian Hope (FUR), 2018  
 14.5, Kelly Fletcher (FUR), 1988  
 13.5, Keionta Davis (UTC), 2015  
 13.0, Marques Murrell (APP), 2005  
 13.0, Jason Hunter (APP), 2005  
 13.0, Marques Murrell (APP), 2006

### Career

- 37.0, Davis Tull (UTC), 2011-14  
 36.5, Josh Jeffries (APP), 1999-02  
 36.0, Marques Murrell (APP), 2003-06  
 32.5, James Russell (ETSU), 1993-96  
 31.5, Kelly Fletcher (FUR), 1986-89  
 31.5, Bryan Dailer (FUR), 1994-97  
 31.0, Keionta Davis (UTC), 2013-16  
 30.5, Anthony Jones (WOF), 1999-02  
 30.0, Louis Cooper (WCU), 1981-85  
 30.0, Edward Thomas (GSU), 1993-96

### MOST TACKLES FOR LOSS

#### Game

- 7, James Russell (ETSU) vs. Glenville State, Sept. 14, 1996  
 6, Avery Hall (APP) vs. Furman, Oct. 24, 1992  
 6, William Peebles (APP) vs. ETSU, Oct. 1, 1994  
 6, Lamar Beam (ETSU) vs. Elon, Oct. 19, 2002  
 6, Porter Johnson (CIT) vs. Western Carolina, Oct. 1, 2005

#### Season

- 35, Avery Hall (APP), 1992  
 29, Darren Wilson (APP), 1981  
 29, Kelly Fletcher (FUR), 1989  
 28, Anthony Jones (WOF), 2002  
 26.5, Marques Murrell (APP), 2005  
 26, Michale Spicer (WCU), 2002  
 25.5, Matt Palmer (ETSU), 2003  
 25, Sean Swoope (APP), 1992  
 25, Bryan Dailer (FUR), 1997  
 24.5, Jason Hunter (APP), 2005

### Career

- 66.0, Anthony Jones (WOF), 1999-02  
 63.0, James Russell (ETSU), 1993-96  
 61.5, Avery Hall (APP), 1989-92  
 59.5, Davis Tull (UTC), 2010-14  
 59.0, Marques Murrell (APP), 2003-06  
 56.0, Bryan Dailer (FUR), 1994-97  
 56.0, K.T. Stovall (APP), 2000-03  
 55.0, Josh Jeffries (APP), 1999-02  
 54.0, Ameeet Pall (WOF), 2008-11  
 54.0, Brent Russell (GSU), 2009-12

### MOST PUNTS BLOCKED

#### Game

- 3, Gerald Sensabaugh (ETSU) vs. Georgia Southern, Nov. 1, 2003  
 2, Dino Hackett (APP) vs. ETSU, Nov. 23, 1985  
 2, Chuck Hill (APP) vs. Liberty, Oct. 10, 1987  
 2, Chuck Hill (APP) vs. Western Carolina, Nov. 21, 1987  
 2, Shaun Bennett (WOF) vs. Elon, Oct. 11, 2003  
 2, Tim Camp (GSU) vs. Morehead State, Nov. 12, 2005  
 2, John Synovec (CIT) vs. Webber Int'l., Sept. 8, 2007  
 2, Cam Jackson (CIT) vs. Western Carolina, Nov. 4, 2017  
 2, Sean-Thomas Faulkner (CIT) at Elon, Sept. 7, 2019



Furman defensive end Bryan Dailer recorded a league-record 17.5 sacks in 1997, including seven against Chattanooga on Nov. 22.



Chattanooga's Lucas Webb returned a SoCon-record four interceptions for touchdowns over his four-year career (2014-17).

### Abbreviations:

- |                         |                        |
|-------------------------|------------------------|
| APP – Appalachian State | MER – Mercer           |
| CIT – The Citadel       | UR – Richmond          |
| DAV – Davidson          | UTC – Chattanooga      |
| ECU – East Carolina     | VMI – VMI              |
| ELON – Elon             | VT – Virginia Tech     |
| ETSU – ETSU             | WCU – Western Carolina |
| FUR – Furman            | W&M – William & Mary   |
| GSU – Georgia Southern  | WOF – Wofford          |
| MAR – Marshall          | WVU – West Virginia    |

# TEAM RECORDS



## ~ ~ ~ SINGLE GAME ~ ~ ~

### RUSHING ATTEMPTS

95	The Citadel at Samford (4OT)	Sept. 28, 2019
90	VMI at ETSU	Nov. 17, 1990
89	Chattanooga vs. Western Carolina	1977
84	The Citadel at Western Carolina	Oct. 1, 2016
83	VMI at Appalachian State	Sept. 14, 1991
83	The Citadel at Chattanooga	Sept. 21, 1991
82	Wofford vs. The Citadel	Nov. 2, 2002
82	The Citadel vs. Western Carolina	Oct. 31, 1987
81	Wofford vs. Appalachian State	2002
80	Wofford vs. Chattanooga	1999
80	Georgia Southern vs. Furman	Nov. 5, 2005
80	The Citadel at North Greenville	Oct. 6, 2016

### RUSHING YARDS

665	Georgia Southern vs. Glenville State	Nov. 12, 1994
638	Georgia Southern vs. Youngstown State	Dec. 18, 1999*
634	Georgia Southern vs. Western Carolina	Sept. 24, 2011
614	Georgia Southern at Western Carolina	Oct. 6, 2012
602	Georgia Southern at Old Dominion	Dec. 8, 2012*
591	Georgia Southern vs. Gardner-Webb	Sept. 7, 2002
591	Georgia Southern vs. Western Carolina	Oct. 9, 1999
590	Wofford vs. Western Carolina	Sept. 15, 2012
576	Georgia Southern vs. Savannah State	Aug. 31, 2013
572	Appalachian State vs. Lenoir-Rhyne	1975

### TOUCHDOWNS RUSHING

11	Georgia Southern vs. Johnson C. Smith	Sept. 11, 2004
10	VMI vs. UCF	Sept. 25, 1982
10	Georgia Southern vs. Savannah State	Aug. 31, 2013
9	Georgia Southern vs. Glenville State	Nov. 12, 1994
9	Georgia Southern vs. Fayetteville State	Sept. 4, 1999
8	Appalachian State vs. Western Carolina	2007
8	Georgia Southern at South Dakota State	Oct. 29, 2005
8	Furman vs. VMI	Sept. 25, 1999
8	Western Carolina vs. Newberry	1993
8	Chattanooga vs. VMI	Nov. 16, 1985
8	The Citadel vs. Lees-McRae	Oct. 2, 1993
8	The Citadel vs. Davidson	Sept. 5, 2015

### FEWEST RUSHING YARDS

-52	George Washington vs. Furman	1959
-47	The Citadel vs. Richmond	Oct. 10, 1964
-40	Furman vs. Wofford	1968
-28	ETSU vs. Appalachian State	1994
-28	VMI vs. ETSU	Sept. 14, 2018
-25	Samford at Central Arkansas	2016
-19	Elon vs. Georgia Southern	Oct. 13, 2007
-18	VMI at ETSU	Sept. 16, 2000
-16	VMI at Chattanooga	Oct. 27, 2018
-12	Western Carolina at Georgia Southern	Sept. 19, 2009

### PASS ATTEMPTS

73	VMI at Western Carolina	Sept. 22, 2018
72	Marshall vs. Western Carolina	1987
70	Samford at Furman	2013
70	Samford at Mississippi State	2016
70	VMI vs. Mercer	Sept. 29, 2018
69	Samford at The Citadel	Nov. 10, 2018
67	Chattanooga vs. Furman	1999
67	Marshall vs. Western Carolina	1992
67	Furman vs. Wofford	1969
67	Western Carolina at South Florida	2014
67	Samford at Western Carolina	Sept. 23, 2017

### FEWEST PASS ATTEMPTS

0	Georgia Southern vs. Wofford	Oct. 13, 2012
1	Furman vs. Davidson	1957
1	The Citadel at Western Carolina	Nov. 3, 2018
2	VMI at The Citadel	Nov. 12, 1955
2	Chattanooga vs. Western Carolina	1977
2	VMI at The Citadel	Nov. 13, 1999
2	Wofford vs. ETSU	2002
2	Georgia Southern vs. Johnson C. Smith	Sept. 11, 2004
2	Georgia Southern vs. Chattanooga	Sept. 28, 2013
2	The Citadel at Mercer	Nov. 1, 2014
2	The Citadel at Alabama	Nov. 17, 2018

### COMPLETIONS

49	VMI vs. The Citadel	Oct. 20, 2018
46	Western Carolina at South Florida	2014
44	Samford at Furman	2013
44	Samford at Chattanooga	Sept. 22, 2018
44	Samford vs. Western Carolina	Oct. 6, 2018
43	VMI at Western Carolina	Sept. 22, 2018
43	Samford at The Citadel	Nov. 10, 2018
42	Samford at Western Carolina	2015
42	Samford vs. Mars Hill	2016
42	Samford at Mississippi State	2016

### FEWEST COMPLETIONS

0	Georgia Southern vs. Appalachian State	Oct. 13, 2001
0	VMI at The Citadel	Nov. 13, 1999
0	Georgia Southern vs. Furman	Nov. 6, 1993
0	The Citadel at Georgia Southern	Sept. 11, 1993
0	The Citadel vs. ETSU	Sept. 19, 1992
0	The Citadel vs. Western Carolina	Oct. 24, 1992
0	VMI at Marshall	Oct. 28, 1989
0	Chattanooga vs. Marshall	1982
0	Furman vs. Wofford	1962
0	Wofford at Ohio	2010
0	The Citadel at Appalachian State	Oct. 16, 2010
0	Georgia Southern vs. Jacksonville	2012
0	Georgia Southern vs. Wofford	Oct. 13, 2012
0	Georgia Southern at Florida	Nov. 23, 2013
0	Georgia Southern vs. Chattanooga	Sept. 28, 2013
0	Wofford at Youngstown State	Dec. 10, 2016*
0	The Citadel at Western Carolina	Nov. 3, 2018
0	The Citadel at Alabama	Nov. 17, 2018

### FEWEST PASSING YARDS

-16	Richmond vs. VMI	Oct. 5, 1957
0	Georgia Southern vs. Appalachian State	2001
0	VMI at The Citadel	Nov. 13, 1999
0	VMI at Marshall	Oct. 28, 1989
0	Chattanooga vs. Marshall	1982
0	Georgia Southern vs. Furman	Nov. 6, 1993
0	The Citadel at Georgia Southern	Sept. 11, 1993
0	The Citadel vs. ETSU	Sept. 19, 1992
0	The Citadel vs. Western Carolina	Oct. 24, 1992
0	Furman vs. Wofford	1962
0	Wofford at Ohio	2010
0	The Citadel at Appalachian State	Oct. 16, 2010
0	Georgia Southern vs. Jacksonville	Sept. 1, 2012
0	Georgia Southern vs. Wofford	Oct. 13, 2012
0	Georgia Southern vs. Florida	Nov. 23, 2013
0	Georgia Southern vs. Chattanooga	Sept. 28, 2013
0	Wofford at Youngstown State	Dec. 10, 2016*
0	The Citadel at Western Carolina	Nov. 3, 2018
0	The Citadel at Alabama	Nov. 17, 2018

### PASSING YARDS

642	Marshall vs. VMI	Nov. 16, 1991
562	Samford vs. Western Carolina	Oct. 6, 2018
540	Chattanooga vs. Appalachian State	2004
534	Elon vs. Furman	2007
532	Chattanooga vs. Furman	1999
529	Samford at Western Carolina	Sept. 23, 2017
521	Samford vs. S.E. Louisiana	2013
495	Samford vs. Georgia Southern	Oct. 5, 2013
491	VMI at Western Carolina	Sept. 22, 2018
488	Chattanooga vs. Western Carolina	2000

### TOUCHDOWN PASSES

7	Chattanooga vs. Kentucky State	2001
7	Samford vs. VMI	Oct. 13, 2018
6	Chattanooga vs. Mississippi Valley State	2000
6	Chattanooga vs. Gardner-Webb	1993
6	The Citadel vs. Furman	Nov. 17, 1979
6	Davidson vs. William & Mary	1973
6	The Citadel vs. Presbyterian	Sept. 26, 2009
6	VMI vs. Gardner-Webb	Oct. 18, 2014
6	Samford vs. Mars Hill	2016
6	Samford vs. VMI	Oct. 15, 2016
6	Samford vs. Shorter	Aug. 30, 2018
6	Samford vs. Western Carolina	Oct. 6, 2018
6	Samford at Tennessee Tech (2OT)	Aug. 31, 2019



*Georgia Southern rushed for 634 yards against Western Carolina on Sept. 24, 2011, which was the third-highest single-game total in league history. Jerick McKinnon (above) ran for 114 yards and two touchdowns and was one of three Eagles with at least 100 yards on the ground.*

### INTERCEPTIONS THROWN

7	Appalachian State vs. Marshall	1990
7	ETSU vs. Chattanooga	1988
7	Chattanooga vs. Georgia Southern	Sept. 28, 1985
6	Marshall vs. Chattanooga	1995
6	Furman vs. Wofford	1969
6	Davidson at The Citadel	Sept. 22, 1962
6	VMI at Buffalo	Nov. 11, 1961

### TOTAL OFFENSE PLAYS

110	Samford at Mercer (3OT)	Nov. 2, 2019
109	VMI at Western Carolina	Sept. 22, 2018
108	Marshall vs. Western Carolina	1987
104	Appalachian State vs. Wake Forest	1981
104	Marshall vs. Western Carolina	1992
104	Samford at Mississippi State	2016
102	Furman vs. Hofstra	2005
102	Chattanooga at Furman	2010
102	Samford at Furman	2013
102	The Citadel at Samford (4OT)	Sept. 28, 2019

### TOTAL OFFENSE YARDS

795	Chattanooga vs. Appalachian State	1978
789	Marshall vs. VMI	Nov. 16, 1991
778	Western Carolina vs. Davidson	Sept. 9, 2017
773	Samford vs. VMI	Oct. 13, 2018
752	Samford vs. Florida A&M	2015
743	Appalachian State vs. Western Carolina	2007
736	Samford vs. Western Carolina	Oct. 6, 2018
732	Georgia Southern vs. Western Carolina	Oct. 9, 1999
722	ETSU vs. West Virginia Tech	1999
712	Appalachian State vs. Georgia Southern	Oct. 24, 2009

### POINTS SCORED

84	Georgia Southern vs. Johnson C. Smith	Sept. 11, 2004
82	Wofford vs. Lincoln	Sept. 8, 2012
79	Appalachian State vs. Western Carolina	2007
77	Western Carolina vs. West Virginia State	2004
77	Davidson vs. Furman	1969
77	Georgia Southern vs. Savannah State	Aug. 31, 2013
77	Samford vs. Mars Hill	2016
76	The Citadel vs. Webber International	Sept. 8, 2007
76	Georgia Southern vs. Fayetteville State	Sept. 4, 1999
73	Chattanooga vs. Kentucky State	2001
73	Samford vs. VMI	Oct. 13, 2018



# TEAM RECORDS

## POINTS SCORED, QUARTER

49	Davidson vs. Furman (2Q)	1969
41	ETSU vs. Chattanooga (2Q)	2003
37	Ga. Southern vs. Johnson C. Smith (1Q)	Sept. 11, 2004
35	Furman vs. Elon (2Q)	2002
35	Wofford vs. Lincoln (1Q)	Sept. 8, 2012
35	Samford vs. Western Carolina (1Q)	Oct. 6, 2018
32	Furman vs. Davidson (2Q)	1982
31	Furman vs. Presbyterian (2Q)	1991
31	Western Carolina vs. North Carolina A&T (2Q)	1988
31	Chattanooga vs. Western Carolina (2Q)	Sept. 28, 2019

## TOUCHDOWNS SCORED

12	Georgia Southern vs. Johnson C. Smith	Sept. 11, 2004
11	Appalachian State vs. Western Carolina	2007
11	Chattanooga vs. Kentucky State	2001
11	Georgia Southern vs. Fayetteville State	Sept. 4, 1999
11	Davidson vs. Furman	1969
11	Wofford vs. Lincoln	Sept. 8, 2012
11	Georgia Southern vs. Savannah State	Aug. 31, 2013
11	Samford vs. Mars Hill	2016
10	Appalachian State vs. Wofford	Oct. 31, 2008
10	The Citadel at VMI	Nov. 17, 2007
10	The Citadel vs. Webber International	Sept. 8, 2007
10	ETSU vs. Chattanooga	2003
10	Georgia Southern vs. Chattanooga	Sept. 22, 2001
10	Chattanooga vs. Mississippi Valley State	2000
10	Marshall vs. Morehead State	1994
10	Marshall vs. Morehead State	1991
10	VMI vs. UCF	Sept. 25, 1982
10	Georgia Southern vs. Howard	Nov. 10, 2012
10	The Citadel vs. Davidson	Sept. 5, 2015
10	Samford vs. VMI	Oct. 13, 2018

## LARGEST MARGIN OF VICTORY

82	Wofford 82, Lincoln 0	Sept. 8, 2012
81	Georgia Southern 84, Johnson C. Smith 3	Sept. 11, 2004
76	The Citadel 76, Webber International 0	Sept. 8, 2007
76	Georgia Southern 76, Fayetteville State 0	Sept. 4, 1999
70	Western Carolina 77, West Virginia State 7	2004
70	Samford 77, Mars Hill 7	2014
69	VMI 69, UCF 0	Sept. 25, 1982
68	Georgia Southern 77, Savannah State 9	Aug. 31, 2013
63	Davidson 77, Furman 14	1969
61	ETSU 68, Chattanooga 7	2003



Eric Breitenstein ran for a pair of touchdowns in Wofford's 82-0 win over Lincoln on Sept. 8, 2012. The 82-point margin of victory was a SoCon record.

## FIRST DOWNS

37	Samford vs. Western Carolina	Oct. 6, 2018
36	Marshall vs. Western Carolina	1987
36	The Citadel vs. Wofford	Nov. 9, 1985
36	East Carolina vs. Virginia	1975
36	Appalachian State vs. Jacksonville	2010
36	The Citadel vs. Charlotte	Oct. 11, 2014
36	Samford vs. Florida A&M	2015
36	Samford vs. Mars Hill	2016
35	Elon vs. Presbyterian	2008
35	Marshall vs. Furman	1994
35	Furman vs. Davidson	1983
35	Appalachian State vs. Lenoir-Rhyne	1975
35	Georgia Southern vs. Savannah State	Aug. 31, 2013
35	Western Carolina at Mercer	Oct. 20, 2018

## FEWEST FIRST DOWNS GAINED

0	Western Carolina vs. NC State	1990
2	Chattanooga vs. Oklahoma	2008
2	VMI at Furman	Sept. 25, 1999
2	VMI at Villanova	Sept. 22, 1962
2	Furman vs. Memphis	1961
4	Western Carolina vs. Florida	2006
4	The Citadel at Mississippi	Oct. 8, 2005
4	VMI vs. Georgia Southern	Oct. 23, 1993
4	Western Carolina at Georgia Southern	Sept. 19, 2009
4	Western Carolina vs. Chattanooga	2014
4	Western Carolina at Wofford	Oct. 19, 2019

## TURNOVERS

11	Furman vs. Chattanooga	1979
10	Appalachian State vs. The Citadel	Sept. 24, 1994
9	The Citadel vs. Georgia Southern	Oct. 23, 2010
8	Western Carolina at The Citadel	Sept. 21, 1996
8	ETSU vs. Appalachian State	1984
8	VMI vs. ETSU	1981
8	Western Carolina vs. ETSU	1975

## PUNTS

13	Chattanooga vs. Oklahoma	Aug. 30, 2008
13	Western Carolina vs. Appalachian State	Nov. 22, 2008
13	Appalachian State at The Citadel	Sept. 21, 1985
13	Furman vs. East Carolina	1972
13	East Carolina vs. Furman	1972
13	VMI at West Virginia	Oct. 4, 1969
13	Furman vs. South Carolina	1949
12	Chattanooga vs. Arkansas	2007
12	Appalachian State vs. Hawaii	2003
12	Furman vs. Appalachian State	1991
12	Western Carolina vs. NC State	1990
12	Davidson vs. Appalachian State	1986
12	Chattanooga vs. Appalachian State	1984
12	Western Carolina at Wofford	Oct. 19, 2019

## PUNT YARDS

616	The Citadel at Clemson	Oct. 4, 1986
528	Appalachian State vs. Hawaii	2003
512	Appalachian State vs. The Citadel	Sept. 21, 1985
502	Chattanooga vs. Oklahoma	Aug. 30, 2008
497	Western Carolina vs. Appalachian State	Nov. 22, 2008
494	Appalachian State vs. Samford	Oct. 12, 2013
492	Chattanooga vs. ETSU	1985
479	Furman vs. Appalachian State	1991
475	Samford at TCU	2014
472	VMI at West Virginia	Oct. 4, 1969

## SACKS BY

11	Georgia Southern vs. Wofford	Sept. 19, 1998
11	Appalachian State vs. Furman	1995
11	Appalachian State vs. ETSU	1994
10	Furman vs. Chattanooga	1997
10	The Citadel vs. Gardner-Webb	Sept. 27, 2014
9	Furman vs. Lehigh	2001*
9	Western Carolina vs. Lenoir-Rhyne	2000
9	Elon vs. Chattanooga	2006

## PASSES INTERCEPTED BY

7	Marshall vs. Appalachian State	1990
6	Chattanooga vs. Gardner-Webb	1993
6	ETSU vs. Newberry	1991
6	ETSU vs. Valdosta State	1990
6	VMI vs. Virginia Tech (in Roanoke, Va.)	Nov. 26, 1959

## PENALTIES

19	Georgia Southern vs. Johnson C. Smith	Sept. 9, 2000
18	Western Carolina vs. Lenoir-Rhyne	2000
17	Appalachian State vs. Coastal Carolina	2005
16	Chattanooga vs. Furman	2004
16	Appalachian State vs. Western Carolina	2003
16	Georgia Southern vs. Elon	Nov. 15, 2003
15	Wofford vs. NC State	2007
15	Western Carolina vs. Furman	2005
15	Appalachian State vs. Liberty	2001
15	Chattanooga vs. ETSU	2000
15	Appalachian State vs. Chattanooga	1997
15	ETSU vs. Appalachian State	1984
15	Appalachian State vs. ETSU	1984
15	Western Carolina vs. VMI	Nov. 15, 2014

## PENALTY YARDS

197	William & Mary vs. Furman	1962
179	Georgia Southern vs. Elon	Nov. 15, 2003
179	Georgia Southern vs. Johnson C. Smith	Sept. 9, 2000
168	Appalachian State vs. Western Carolina	2003
165	Chattanooga vs. ETSU	2000
155	Western Carolina vs. VMI	Nov. 15, 2014
151	VMI vs. Georgia (in Roanoke, Va.)	Sept. 24, 1966
145	ETSU vs. Georgia Southern	Nov. 3, 1984
142	Chattanooga vs. Furman	2004
142	ETSU at VMI	Sept. 14, 2018

## KICKOFF RETURN YARDS

275	Western Carolina at South Carolina	2016
269	Western Carolina vs. Furman	2007
259	Chattanooga vs. Vanderbilt	2003
250	VMI at Furman	Sept. 22, 2001
250	Western Carolina vs. Tusculum	2010
246	Elon vs. Appalachian State	2007
243	Chattanooga vs. ETSU	2003
241	Furman at Florida	2011
234	Chattanooga vs. UT Martin	1992
232	The Citadel vs. Florida	Nov. 22, 2008

\*- indicates NCAA playoff game

## ~ ~ ~ SINGLE SEASON ~ ~ ~

## RUSHING ATTEMPTS

859	Georgia Southern, 2002
850	Georgia Southern, 2012
849	Georgia Southern, 2010
795	Wofford, 2003
791	The Citadel, 2015
785	Wofford, 2016
778	The Citadel, 2016
777	Georgia Southern, 2011
772	Wofford, 2007
768	Georgia Southern, 2005

## RUSHING YARDS

5,591	Georgia Southern, 2012
5,407	Georgia Southern, 2002
4,641	Georgia Southern, 2005
4,609	Georgia Southern, 1999
4,529	Georgia Southern, 2011
4,515	The Citadel, 2015
4,439	Georgia Southern, 2004
4,375	Wofford, 2011
4,311	Appalachian State, 2007
4,202	The Citadel, 1994

## RUSHING YARDS PER GAME

419.0	Georgia Southern, 1999
414.0	Chattanooga, 1980
399.4	Georgia Southern, 2012
386.8	Georgia Southern, 2005
386.2	Georgia Southern, 2002
382.0	The Citadel, 1994
378.7	Georgia Southern, 1998
369.9	Georgia Southern, 2004
364.6	Wofford, 2011
360.4	Georgia Southern, 2013

# TEAM RECORDS



## FEWEST RUSHING YARDS PER GAME

36.2 Davidson, 1986  
 43.8 Davidson, 1985  
 47.2 The Citadel, 1983  
 58.3 VMI, 2018  
 64.2 Marshall, 1985  
 64.5 Elon, 2007  
 67.9 Marshall, 1984  
 68.2 VMI, 2001  
 68.9 VMI, 2000  
 69.1 VMI, 1969

## TOUCHDOWNS RUSHING

61 Georgia Southern, 1999  
 56 Georgia Southern, 2004  
 55 Georgia Southern, 2012  
 54 Georgia Southern, 2002  
 53 Appalachian State, 2007  
 53 Georgia Southern, 1998  
 53 The Citadel, 1994  
 50 Georgia Southern, 2005  
 50 Georgia Southern, 2011

## PASS ATTEMPTS

585 VMI, 2018  
 561 Samford, 2018  
 546 Samford, 2016  
 531 Samford, 2017  
 515 Elon, 2007  
 507 VMI, 2019  
 496 Chattanooga, 1999  
 493 Marshall, 1987  
 492 Samford, 2013  
 472 VMI, 2014

## COMPLETIONS

394 Samford, 2018  
 386 Samford, 2016  
 350 Elon, 2007  
 349 Samford, 2017  
 332 VMI, 2018  
 324 Samford, 2015  
 321 VMI, 2019  
 311 Samford, 2013  
 303 Elon, 2010  
 300 Chattanooga, 1999

## PASSING YARDS

4,320 Samford, 2018  
 4,193 Samford, 2016  
 4,001 Samford, 2017  
 3,927 Elon, 2007  
 3,806 Samford, 2013  
 3,777 Marshall, 1987  
 3,730 Chattanooga, 2000  
 3,662 Samford, 2015  
 3,621 Appalachian State, 2009  
 3,591 Chattanooga, 1999

## TOUCHDOWN PASSES

38 Samford, 2016  
 34 Samford, 2018  
 32 Appalachian State, 2008  
 32 Elon, 2007  
 31 Marshall, 1994  
 31 Samford, 2017  
 30 Marshall, 1996  
 29 Marshall, 1992  
 29 Samford, 2013  
 28 Chattanooga, 1999  
 28 Marshall, 1991  
 28 Elon, 2010

## INTERCEPTIONS THROWN

28 Davidson, 1985  
 26 Western Carolina, 1986  
 25 Marshall, 1987  
 25 Furman, 1969  
 23 VMI, 1986  
 23 The Citadel, 1983  
 23 VMI, 1983  
 23 ETSU, 1982  
 22 Chattanooga, 1994  
 22 ETSU, 1991  
 22 Chattanooga, 2003

22 VMI, 1987  
 22 Chattanooga, 1986  
 22 Western Carolina, 1985  
 22 Elon, 2011  
 22 VMI, 2015

## TOTAL OFFENSE PLAYS

1,088 Appalachian State, 2007  
 1,061 Furman, 2005  
 1,017 Appalachian State, 2009  
 1,006 Appalachian State, 2006  
 1,001 Appalachian State, 2005  
 1,001 Georgia Southern, 2010  
 981 Georgia Southern, 2002  
 980 Chattanooga, 2014  
 958 Appalachian State, 2008  
 954 Wofford, 2007

## TOTAL OFFENSE YARDS

7,325 Appalachian State, 2007  
 6,580 Furman, 2005  
 6,575 Georgia Southern, 2002  
 6,536 Georgia Southern, 2012  
 6,511 Appalachian State, 2009  
 6,491 Appalachian State, 2008  
 6,347 Appalachian State, 2005  
 6,265 Appalachian State, 2006  
 6,090 Georgia Southern, 2011  
 6,069 Georgia Southern, 1999

## TOTAL OFFENSE YARDS PER GAME

551.7 Georgia Southern, 1999  
 515.9 Samford, 2018  
 492.6 Georgia Southern, 1998  
 490.6 Marshall, 1992  
 488.3 Appalachian State, 2007  
 488.3 Georgia Southern, 2004  
 479.7 Samford, 2015  
 473.8 Wofford, 1999  
 470.0 Furman, 2005  
 469.8 Georgia Southern, 2005

## POINTS SCORED

641 Appalachian State, 2007  
 564 Georgia Southern, 2004  
 550 Georgia Southern, 1999  
 528 Appalachian State, 2006  
 522 Appalachian State, 2008  
 493 Georgia Southern, 2002  
 492 Georgia Southern, 2011  
 488 Furman, 2005  
 486 Chattanooga, 2014  
 483 Georgia Southern, 2012

## FEWEST POINTS ALLOWED

93 The Citadel, 1960 (8.5)  
 107 Furman, 1988 (9.7)  
 107 Furman, 1983 (9.7)  
 109 Appalachian State, 1985 (9.9)  
 123 Marshall, 1993 (11.2)  
 126 Appalachian State, 1987 (11.5)  
 132 Georgia Southern, 2001 (12.0)  
 135 Furman, 1989 (12.3)  
 137 Chattanooga, 1982 (12.4)  
 141 Furman, 1982 (12.8)

## TOUCHDOWNS SCORED

85 Appalachian State, 2007  
 77 Georgia Southern, 2004  
 76 Georgia Southern, 1999  
 72 Appalachian State, 2008  
 71 Appalachian State, 2006  
 66 Georgia Southern, 2002  
 66 Georgia Southern, 2012  
 65 Georgia Southern, 2011  
 64 Georgia Southern, 2005  
 64 Furman, 2005

## FIRST DOWNS

353 Furman, 2005  
 351 Appalachian State, 2007  
 343 Appalachian State, 2009  
 319 Appalachian State, 2006  
 318 Furman, 2004  
 317 Appalachian State, 2005

308 Georgia Southern, 2012  
 304 Appalachian State, 2008  
 304 Georgia Southern, 2011  
 298 Samford, 2018

## PENALTIES (SINCE 1993)

106 Western Carolina, 2003  
 106 Appalachian State, 2005  
 104 Appalachian State, 2001  
 103 Georgia Southern, 2000  
 101 Marshall, 1996  
 100 ETSU, 1997  
 99 Appalachian State, 2007  
 99 Appalachian State, 2006  
 97 Chattanooga, 2004  
 97 Georgia Southern, 2003  
 97 Appalachian State, 2009

## PENALTY YARDS (SINCE 1993)

968 Appalachian State, 2001  
 936 Appalachian State, 2005  
 918 Appalachian State, 2006  
 899 Appalachian State, 1999  
 890 Western Carolina, 2003  
 877 Georgia Southern, 2000  
 876 Appalachian State, 2009  
 875 Western Carolina, 2014  
 868 ETSU, 1997  
 867 Georgia Southern, 2012

## SACKS BY

49 Furman, 1988  
 44 Appalachian State, 1994  
 40 Appalachian State, 2005  
 38 Chattanooga, 2016  
 37 Appalachian State, 1995  
 37 Appalachian State, 2006  
 37 Elon, 2009  
 35 Chattanooga, 2014  
 34 Georgia Southern, 1998  
 34 Wofford, 2008  
 34 Chattanooga, 2015  
 34 Furman, 2017

## INTERCEPTIONS BY

28 Furman, 1986  
 28 VMI, 1959  
 27 Georgia Southern, 1997  
 25 VMI, 1997  
 24 Furman, 1983  
 23 Chattanooga, 1987  
 23 ETSU, 1986  
 23 The Citadel, 1974  
 22 Wofford, 2003  
 22 Appalachian State, 1997  
 22 Marshall, 1988  
 22 Western Carolina, 1983  
 22 Furman, 1982

## ~ ~ ~ MISCELLANEOUS ~ ~ ~

### CONSECUTIVE SOUTHERN CONFERENCE WINS

30 West Virginia, 1952-59  
 26 Appalachian State, 2007-10  
 20 Alabama, 1924-26  
 20 Tulane, 1929-32





# ANNUAL INDIVIDUAL LEADERS

#SoConFB

## TOTAL OFFENSE

Year	Player, School	G	Plays	Yards	YPG	TD
1953	Charlie Sumner, William & Mary	10	188	903	90.3	5
1954	Freddy Wyant, West Virginia	9	200	841	93.4	12
1955	Jim Boyle, Furman	10	191	892	89.2	8
1956	Jimmy Lugar, Virginia Tech	10	156	865	86.5	14
1957	Bob Schwarze, The Citadel	10	178	1,018	101.8	4
1958	Billy Holsclaw, Virginia Tech	10	230	1,227	122.7	15
1959	Howard Dyer, VMI	10	161	1,182	118.2	17
1960	Howard Dyer, VMI	10	260	1,478	147.8	20
1961	Bill Whaley, The Citadel	10	222	1,030	103.0	6
1962	Jerry Yost, West Virginia	10	201	1,361	136.1	16
1963	Bob Schweickert, Virginia Tech	10	271	1,526	152.6	13
1964	Bob Schweickert, Virginia Tech	10	240	1,409	140.9	15
1965	Dave Alexander, East Carolina	9	303	1,587	176.3	20
1966	Jimmy Poole, Davidson	9	369	1,925	213.9	16
1967	Clyde Hewell, Furman	10	294	1,740	174.0	12
1968	Gordon Slade, Davidson	9	395	2,131	236.8	17
1969	Charlie Richards, Richmond	10	455	2,665	266.5	24
1970	Mark Thompson, Davidson	10	430	2,144	214.4	15
1971	Harry Lynch, The Citadel	11	323	2,092	190.2	21
1972	Scotty Shipp, Davidson	10	326	1,894	189.4	11
1973	Dave Harper, Davidson	11	432	1,699	154.5	12
1974	Bill Deery, William & Mary	11	354	1,924	174.9	14
1975	Robbie Price, Appalachian State	11	305	1,639	149.0	16
1976	Tom Rozantzy, William & Mary	11	278	1,575	143.2	8
1977	Mike Pusey, Western Carolina	11	301	1,985	180.5	16
1978	Steve Brown, Appalachian State	10	309	1,959	195.9	19
1979	Steve Brown, Appalachian State	11	416	2,557	232.5	17
1980	Steve Brown, Appalachian State	11	427	2,590	235.5	13
1981	Randy Joyce, Appalachian State	10	308	1,808	180.8	9
1982	Ronnie Mixon, Western Carolina (21)	11	338	2,051	196.5	6
1983	Jeff Gilbert, Western Carolina	11	332	2,008	182.5	16
1984	Carl Fodor, Marshall (9)	11	444	2,766	251.4	26
1985	Kip Allen, The Citadel	11	417	2,478	225.3	16
1986	Willie Perkins, Western Carolina	11	387	2,184	198.5	8
1987	Tony Petersen, Marshall (3)	11	519	3,649	331.7	23
1988	John Gregory, Marshall (16)	11	394	2,511	228.3	19
1989	John Gregory, Marshall (12)	11	437	2,751	250.1	27
1990	Michael Payton, Marshall (11)	11	460	2,453	223.0	19
1991	Michael Payton, Marshall (11)	9	266	2,379	264.3	20
1992	Michael Payton, Marshall (6)	11	380	2,896	263.3	28
1993	Lonnie Galloway, Western Carolina (17)	11	346	2,551	231.9	9
1994	Todd Donnan, Marshall	11	334	2,389	217.2	29
1995	Greg Ryan, ETSU (15)	11	470	2,551	231.9	17
1996	Eric Kresser, Marshall (17)	11	303	2,239	223.9	24
1997	Todd Wells, ETSU (12)	11	370	2,763	251.2	23
1998	Greg Hill, Georgia Southern (40)	11	321	2,254	204.9	22
1999	Chris Sanders, Chattanooga (4)	11	524	3,491	317.4	28
2000	Chris Sanders, Chattanooga (2)	11	520	3,756	341.5	24
2001	Joe Burchette, Appalachian State (47)	11	372	2,022	183.8	15
2002	Joey Gibson, VMI (30)	12	455	2,597	216.4	24
2003	Brian Gaither, Western Carolina (24)	12	469	2,761	230.1	16
2004	Richie Williams, Appalachian State (3)	10	487	3,393	339.3	32
2005	Richie Williams, Appalachian State (23)	15	502	3,745	249.7	25
2006	Wes Pope, Elon (12)	11	461	2,606	236.9	20
2007	Scott Riddle, Elon (3)	11	622	3,738	339.8	40
2008	Armanti Edwards, Appalachian State (7)	13	499	3,843	295.6	41
2009	Armanti Edwards, Appalachian State (3)	12	515	3,970	330.8	30
2010	Scott Riddle, Elon (4)	10	446	3,188	318.8	29
2011	Thomas Wilson, Elon (14)	11	473	3,093	281.2	24
2012	Jamal Jackson, Appalachian State (10)	12	520	3,606	300.5	27
2013	Andy Summerlin, Samford (22)	13	537	3,532	271.7	27
2014	Jacob Huesman, Chattanooga (24)	14	527	3,740	267.1	37
2015	Al Cobb, VMI (13)	10	468	2,891	289.1	16
2016	Devlin Hodges, Samford (2)	12	641	4,310	359.2	40
2017	Devlin Hodges, Samford (6)	12	623	4,138	344.8	34
2018	Devlin Hodges, Samford (1)	11	640	4,596	417.8	40
2019	Reece Udinski, VMI (24)	12	533	3,155	262.9	19

## RUSHING YARDS PER GAME

Year	Player, School	G	Carries	Yards	APC	YPG	TD
1953	Bill Bowman, William & Mary	10	132	722	5.5	72.2	7
1954	Dickie Beard, Virginia Tech	9	128	647	5.1	71.9	2
1955	Bob Moss, West Virginia	10	98	807	8.2	80.7	10
1956	Larry Krutko, West Virginia	10	124	584	4.7	58.4	4
1957	Sam Woolwine, VMI	10	105	531	5.1	53.1	4
1958	Sam Horner, VMI	10	102	612	6.0	61.2	7
1959	Alger Pugh, Virginia Tech	10	112	615	5.5	61.5	6
1960	Tom Campbell, Furman	10	126	616	4.9	61.6	5
1961	Tom Campbell, Furman	10	157	767	4.9	76.7	6
1962	Elliott Keller, Furman	10	135	724	5.4	72.4	4
1963	Bob Schweickert, Virginia Tech	10	155	839	5.4	83.9	7
1964	Sonny Utz, Virginia Tech	10	175	777	4.4	77.7	10
1965	Dave Alexander, East Carolina	9	227	1,029	4.5	114.3	16
1966	Garrett Ford, West Virginia	10	236	1,068	4.5	106.8	7
1967	Butch Colson, East Carolina	10	252	1,135	4.5	113.5	14

1968	Tom Sowers, VMI	10	221	792	3.6	79.2	4
1969	Bob Duncan, The Citadel	10	136	936	6.9	93.6	7
1970	Phil Mosser, William & Mary	11	212	1,286	6.1	116.9	9
1971	Jon Hall, The Citadel	11	169	1,230	7.3	111.8	9
1972	Carlester Crumpler, East Carolina	11	340	1,309	3.9	119.0	17
1973	Carlester Crumpler, East Carolina	11	204	1,042	5.1	94.7	12
1974	Andrew Johnson, The Citadel	11	248	1,373	5.5	124.8	7
1975	Emmitt Hamilton, Appalachian State	11	126	844	6.7	76.7	9
1976	Jim Kruijs, William & Mary	11	250	1,164	4.7	105.8	9
1977	Darrell Lipford, Western Carolina	11	280	1,318	4.7	119.8	18
1978	Gwain Durden, Chattanooga	10	146	933	6.4	93.3	2
1979	Floyd Allen, VMI	11	291	1,276	434	116.0	9
1980	Stump Mitchell, The Citadel	11	291	1,647	5.7	149.7	14
1981	Stanford Jennings, Furman	11	197	1,168	5.9	106.2	11
1982	Stanford Jennings, Furman	11	200	1,007	5.0	91.5	11
1983	Stanford Jennings, Furman (6)	11	190	1,260	6.6	114.5	13
1984	Robbie Gardner, Furman (5)	11	169	1,232	7.3	112.0	14
1985	John Settle, Appalachian State (5)	11	254	1,340	5.3	121.8	14
1986	John Settle, Appalachian State (4)	11	317	1,661	5.2	151.0	20
1987	Ron Darby, Marshall (17)	11	217	1,020	4.7	92.7	12
1988	Gene Brown, The Citadel (11)	10	172	1,058	6.2	105.8	15
1989	George Searcy, ETSU (7)	10	275	1,324	4.8	132.4	17
1990	Carl Tremble, Furman (16)	13	229	1,277	5.6	98.2	15
1991	Jack Douglas, The Citadel (14)	11	266	1,152	4.3	104.7	13
1992	Carl Tremble, Furman (3)	11	228	1,555	6.8	141.4	13
1993	Chris Parker, Marshall (10)	11	225	1,370	6.1	124.5	16
1994	Thomas Haskins, VMI (4)	11	258	1,509	5.8	137.2	11
1995	Thomas Haskins, VMI (8)	11	248	1,548	6.2	140.7	17
1996	Thomas Haskins, VMI (5)	11	286	1,698	5.9	154.4	15
1997	Roderick Russell, Ga. Southern (21)	11	215	1,171	5.4	106.5	11
1998	Adrian Peterson, Ga. Southern (4)	11	257	1,932	7.5	175.6	25
1999	Adrian Peterson, Ga. Southern (2)	11	248	1,807	7.3	164.3	28
2000	Louis Ivory, Furman (1)	11	286	2,079	7.3	189.0	16
2001	Louis Ivory, Furman (10)	11	251	1,492	5.9	135.6	19
2002	Chaz Williams, Georgia Southern (20)	14	290	1,422	4.9	101.6	27
2003	Jermaine Austin, Georgia Southern (9)	11	224	1,461	6.5	132.8	6
2004	John Taylor, Elon (18)	10	247	1,069	4.3	106.9	10
2005	Jermaine Austin, Georgia Southern (5)	12	233	1,546	6.6	128.8	14
2006	Kevin Richardson, Appalachian State (18)	15	302	1,676	5.5	111.7	30
2007	Jayson Foster, Georgia Southern (2)	11	261	1,844	7.1	167.6	24
2008	Chris Evans, Samford (12)	11	260	1,284	4.9	116.7	14
2009	Chris Evans, Samford (7)	11	241	1,152	4.8	104.7	7
2010	Eric Breitenstein, Wofford (5)	13	267	1,639	6.1	126.1	22
2011	Eric Breitenstein, Wofford (10)	12	268	1,474	5.5	122.8	19
2012	Eric Breitenstein, Wofford (2)	13	290	2,035	7.0	156.5	19
2013	Jerick McKinnon, Georgia Southern	10	161	1,050	6.5	105.0	12
2014	Alex Lakes, Mercer (31)	12	200	1,107	5.5	92.2	17
2015	Detrez Newsome, Western Carolina (15)	11	190	1,109	5.8	110.8	9
2016	Lorenzo Long, Wofford (13)	14	294	1,424	4.8	101.7	18
2017	Detrez Newsome, Western Carolina (4)	9	178	1,100	6.2	122.2	9
2018	Tyrie Adams, Western Carolina (26)	11	194	1,006	5.2	91.5	10
2019	Alex Ramsey, VMI (9)	12	266	1,326	5.0	110.5	22

## PASSING YARDS PER GAME

Year	Player, School	G	Com.-Att.	Pct.	Yards	YPG	TD
1953	Joe Lindsey, Washington & Lee	10	47-100	.470	687	68.7	3
1954	Freddy Wyant, West Virginia	9	40-97	.412	563	62.6	4
1955	Belton, Davidson	9	60-130	.462	839	93.2	5
1956	Duke Johnston, VMI	10	43-101	.426	674	67.4	6
1957	Bob Schwarze, The Citadel	10	52-100	.520	920	92.0	4
1958	Billy Holsclaw, Virginia Tech	10	70-127	.551	1,013	101.3	9
1959	Ed Hino, George Washington	9	79-185	.427	997	110.8	3
1960	Howard Dyer, VMI	10	87-168	.518	1,222	122.2	8
1961	Whaley, The Citadel	10	73-148	.493	980	98.0	4
1962	Jerry Yost, West Virginia	10	75-152	.493	1,134	113.4	11
1963	Merv Holland, George Washington	9	101-215	.470	1,312	145.8	8
1964	Allen McCune, West Virginia	10	60-99	.606	911	91.1	10
1965	Allen McCune, West Virginia	10	91-182	.500	1,274	127.4	15
1966	Jimmy Poole, Davidson	9	156-260	.600	1,685	187.2	12
1967	Clyde Hewell, Furman	10	132-220	.600	1,873	187.3	12
1968	Gordon Slade, Davidson	9	190-322	.590	2,109	234.3	14
1969	Charlie Richards, Richmond	10	175-356	.492	2,556	255.6	21
1970	Mark Thompson, Davidson	10	179-352	.509	2,202	220.2	4
1971	Steve Regan, William & Mary	10	107-184	.582	1,383	138.3	7
1972	Scotty Shipp, Davidson	10	149-286	.521	1,845	184.5	9
1973	Dave Harper, Davidson	10	175-329	.532	1,885	188.5	11
1974	Harry Knight, Richmond	10	120-247	.486	1,577	157.7	10
1975	Mark Lambert, VMI	11	101-189	.534	1,176	106.9	3
1976	Marty Crosby, The Citadel	11	110-202	.545	1,279	116.3	5
1977	Mike Pusey, Western Carolina	11	140-248	.565	1,939	175.8	13
1978	Mike Pusey, Western Carolina	11	147-331	.444	2,046	186.0	14
1979	Steve Brown, Appalachian State	11	147-287	.512	2,307	209.7	15
1980	Steve Brown, Appalachian State	11	175-352	.497	2,537	230.6	13

# ANNUAL INDIVIDUAL LEADERS



1985	Kip Allen, The Citadel	11	231-417	.554	2,478	225.3	16
1986	Willie Perkins, Western Carolina	11	185-361	.540	2,265	205.9	8
1987	Tony Petersen, Marshall (22)	11	251-466	.539	3,529	320.8	22
1988	John Gregory, Marshall	11	185-327	.566	2,687	244.3	19
1989	John Gregory, Marshall	11	198-351	.564	2,778	252.5	24
1990	Michael Payton, Marshall	11	199-350	.569	2,409	219.0	12
1991	Michael Payton, Marshall (1)	9	143-216	.662	2,333	259.2	19
1992	Michael Payton, Marshall (2)	11	200-313	.639	2,788	253.5	26
1993	Kenyon Earl, Chattanooga	11	146-264	.553	2,233	203.0	16
1994	Todd Donnan, Marshall (2)	11	182-288	.632	2,403	218.5	28
1995	Greg Ryan, ETSU (34)	11	229-387	.592	2,473	224.8	17
1996	Eric Kresser, Marshall (5)	10	170-276	.616	2,341	234.1	24
1997	Bake Baker, Appalachian State	11	207-347	.597	2,550	231.8	18
1998	Brian Hampton, Chattanooga	11	130-275	.473	1,680	152.7	7
1999	Chris Sanders, Chattanooga (2)	11	297-490	.606	3,539	321.7	27
2000	Chris Sanders, Chattanooga (2)	11	287-463	.620	3,691	335.5	22
2001	Joe Burchette, Appalachian State (40)	11	167-295	.566	2,022	183.8	15
2002	Jeff Klein, Citadel (22)	12	203-378	.537	2,561	213.4	17
2003	Brian Gaither, Western Carolina (28)	11	246-418	.589	2,717	226.4	14
2004	Richie Williams, Appalachian State (4)	10	234-350	.669	3,109	310.9	24
2005	Ingle Martin, Furman (31)	14	212-349	.607	2,959	211.4	20
2006	Wes Pope, Elon (13)	11	228-375	.608	2,572	233.8	16
2007	Scott Riddle, Elon (1)	11	346-508	.681	3,817	347.0	31
2008	Scott Riddle, Elon (19)	12	263-427	.616	2,871	239.2	24
2009	Scott Riddle, Elon (7)	12	285-439	.649	3,345	278.8	23
2010	Scott Riddle, Elon (2)	10	274-405	.677	3,231	323.1	28
2011	Thomas Wilson, Elon (10)	11	279-411	.678	3,057	277.9	23
2012	Thomas Wilson, Elon (10)	11	248-379	.654	3,149	286.3	25
2013	Andy Summerlin, Samford (9)	13	300-478	.628	3,640	280.0	26
2014	Al Cobb, VMI (16)	12	269-438	.614	2,971	247.6	20
2015	Al Cobb, VMI (11)	10	238-389	.611	2,736	273.6	14
2016	Devlin Hodges, Samford (3)	12	375-530	.707	4,008	340.7	36
2017	Devlin Hodges, Samford (6)	12	347-528	.657	3,983	331.9	31
2018	Devlin Hodges, Samford (1)	11	388-550	.705	4,283	389.4	32
2019	Reece Udinski, VMI (15)	12	306-479	.639	3,276	273.0	19

## RECEIVING YARDS PER GAME

Year	Player, School	G	Catches	Yards	YPC	YPG	CPG	TD
1953	Richie Gaskell, George Washington	9	12	360	30.0	40.0	1.3	4
1954	Larry Fones, William & Mary	10	21	300	14.3	30.0	2.1	0
1955	Bill Gramley, Davidson	9	22	331	15.0	36.8	2.4	1
1956	Joe Kopnisky, West Virginia	10	19	295	15.5	29.5	1.9	1
1957	Craig Wall, Davidson	8	24	446	18.6	55.8	3.0	6
1958	Ray Siminski, Furman	9	35	568	16.2	63.1	3.9	5
1959	Dick Evans, VMI	10	35	698	19.9	69.8	3.5	9
1960	Stinson Jones, VMI	10	26	394	15.2	39.4	2.6	2
1961	John Hilton, Richmond	10	26	334	12.8	33.4	2.6	3
1962	Steve Heckard, Davidson	10	26	512	19.7	51.2	2.6	5
1963	Paul Flowers, George Washington	9	22	453	20.6	50.3	2.4	3
1964	John Hilton, Richmond	10	33	554	16.8	55.4	3.3	6
1965	George Pearce, William & Mary	10	61	796	13.0	79.6	6.1	6
1966	Chuck Albertson, William & Mary	10	67	792	11.8	79.2	6.7	4
1967	Robbie Hahn, Furman	10	53	840	15.8	84.0	5.3	10
1968	Mike Kelly, Davidson	9	63	936	14.9	104.0	7.0	11
1969	Walker Gillette, Richmond	10	57	1,090	19.1	109.0	5.7	11
1970	Mike Mikolayunas, Davidson	10	87	1,128	13.0	112.8	8.7	8
1971	Brian Baima, The Citadel	11	64	1,237	19.3	112.5	5.8	13
1972	Walt Walker, Davidson	11	62	1,031	16.6	93.7	5.6	8
1973	Ronnie Moore, VMI	11	46	676	14.7	61.5	4.2	4
1974	Gary Pomeroy, Davidson	9	81	747	9.2	83.0	9.0	4
1975	Ronnie Moore, VMI	11	47	661	14.1	60.1	4.3	1
1976	Tommy Southard, Furman	11	39	510	13.1	46.4	3.5	2
1977	Wayne Tollerson, Western Carolina	11	73	1,101	15.1	100.1	6.6	7
1978	Gerald Harp, Western Carolina	11	62	1,145	18.5	104.1	5.6	11
1979	Rick Beasley, Appalachian State	11	74	1,205	16.3	109.5	6.7	12
1980	Rick Beasley, Appalachian State	10	44	948	21.5	94.8	4.4	7
1981	Jeff Dean, Western Carolina	11	60	839	14.0	76.3	5.5	2
1982	Eric Rasheed, Western Carolina	10	38	624	16.4	62.4	3.8	3
1983	Eric Rasheed, Western Carolina (8)	11	68	818	12.0	74.4	6.2	8
1984	Eric Rasheed, Western Carolina (17)	11	64	1,091	17.0	99.2	5.8	7
1985	Chas Fox, Furman	9	34	649	19.1	72.1	3.8	11
1986	Mike Barber, Marshall (10)	11	64	1,180	18.4	107.3	5.8	7
1987	Mike Barber, Marshall (1)	11	78	1,237	15.9	112.5	7.1	7
1988	Mark Stock, VMI (3)	11	74	1,161	15.7	105.5	6.7	9
1989	Andre Motley, Marshall (18)	11	59	908	15.4	82.5	5.4	9
1990	Andre Motley, Marshall	11	48	755	15.7	68.6	4.4	3
1991	Brian Dowler, Marshall	11	48	946	19.7	86.0	4.4	10
1992	Troy Brown, Marshall (5)	11	67	1,109	16.6	100.8	6.1	11
1993	Jeff Johnson, ETSU (9)	11	69	915	13.3	83.2	6.3	11
1994	Jeff Johnson, ETSU (1)	9	73	857	11.7	95.2	8.1	8
1995	David Patten, Western Carolina (7)	10	59	887	15.0	88.7	5.9	7
1996	Randy Moss, Marshall (T27)	11	55	1,073	19.5	97.5	5.0	19
1997	B.J. Adigun, ETSU (2)	11	68	1,389	20.4	126.3	6.2	12
1998	Lamar Cooper, ETSU (8)	9	44	950	21.6	105.6	4.9	8
1999	Cos DeMatteo, Chattanooga (10)	11	76	977	12.9	71.6	6.9	11
2000	Cos DeMatteo, Chattanooga (13)	10	75	971	12.9	97.1	7.5	11
2001	Cecil Moore, ETSU (31)	11	57	908	15.9	82.5	5.2	5

2002	Scooter Johnson, The Citadel (34)	12	69	950	13.8	79.2	5.8	7
2003	Alonzo Nix, Chattanooga (23)	12	90	1,060	11.8	88.3	7.5	7
2004	DaVon Fowlkes, Appalachian State (1)	11	103	1,618	15.7	147.1	9.4	14
2005	Michael Mayers, Elon (74)	11	41	632	15.4	57.5	3.7	4
2006	Terrell Hudgins, Elon (2)	10	69	1,027	14.9	102.7	6.9	8
2007	Terrell Hudgins, Elon (1)	11	117	1,474	12.6	134.0	10.6	18
2008	Andre Roberts, The Citadel (4)	12	95	1,334	14.0	111.2	7.9	14
2009	Terrell Hudgins, Elon (1)	12	123	1,633	13.3	136.1	10.3	16
2010	Joel Bradford, Chattanooga (2)	11	81	1,284	15.9	116.7	7.8	8
2011	Aaron Mellette, Elon (1)	11	113	1,639	14.5	149.0	10.3	12
2012	Aaron Mellette, Elon (3)	11	97	1,398	14.4	127.1	8.8	18
2013	Tony Washington, Appalachian St.	12	64	939	14.7	78.2	5.3	4
2014	Karel Hamilton, Samford (29)	11	55	877	15.9	79.7	5.0	6
2015	Karel Hamilton, Samford (22)	10	75	880	11.7	88.0	7.5	4
2016	Karel Hamilton, Samford (2)	11	111	1,389	12.5	126.3	10.1	14
2017	Kelvin McKnight, Samford (8)	11	86	1,179	13.7	107.2	7.8	12
2018	Kelvin McKnight, Samford (3)	11	100	1,453	14.5	132.1	9.1	9
2019	Jakob Herres, VMI (20)	12	72	1,091	15.2	90.9	6.0	8

## SCORING

Year	Player, School	G	TD	XP	FG	PTS	PPG
1953	Johnny Mapp, VMI	10	13	0	0	78	7.8
1954	John Popson, Furman	10	9	0	0	54	5.4
1955	Bob Moss, West Virginia	10	10	0	0	60	6.0
1956	Bobby Jordan, VMI	10	8	7	0	55	5.5
1957	Bobby Jordan, VMI	10	9	1*	0	56	5.6
1958	Mel Reight, West Virginia	10	8	10	0	58	5.8
1959	Alger Pugh, Virginia Tech	10	11	0	0	66	6.6
1960	Howard Dyer, VMI	10	12	0	0	72	7.2
1961	Earl Stoudt, Richmond	10	9	10	1	67	6.7
1962	Bill Davis, VMI	10	6	2*	0	40	4.0
1963	Sonny Utz, Virginia Tech	10	10	0	0	60	6.0
1964	Sonny Utz, Virginia Tech	10	11	0	0	66	6.6
1965	Dave Alexander, East Carolina	9	16	0	0	96	10.7
1966	Ned Carr, William & Mary	10	10	1*	0	62	6.2
1967	Butch Colson, East Carolina	10	15	1*	0	92	9.2
1968	Mike Kelly, Davidson	9	11	0	0	66	7.3
1969	George Hannen, Davidson	10	11	2*	0	70	7.0
1970	Steve Crislip, Furman	11	10	1*	0	62	5.6
1971	Brian Baima, The Citadel	11	13	0	0	78	7.1
1972	Carlester Crumpler, East Carolina	11	17	0	0	102	9.3
1973	Barty Smith, Richmond	10	14	0	0	84	8.4
1974	John Gerdelman, William & Mary	11	10	0	0	60	5.5
1975	Gary Davis, Appalachian State	11	0	36	15	81	7.4
1976	Pete Conaty, East Carolina	11	2	32	14	86	7.8
1977	Darrell Lipford, Western Carolina	11	18	0	0	108	9.8
1978	Steve McConnell, Appalachian State	11	14	2*	0	88	8.0
1979	John McFall, ETSU	11	14	0	0	84	7.6
1980	Stump Mitchell, The Citadel	11	14	1*	0	86	7.8
1981	Floyd Allen, VMI	10	13	0	0	78	7.8
1982	Anthony James, Western Carolina (4)	10	15	0	0	90	9.0
1983	Stanford Jennings, Furman (8)	11	15	0	0	90	8.2
1984	Eddie Maddox, Western Carolina (T9)	10	13	0	0	78	7.8
1985	Chas Fox, Furman	9	13	4	0	82	9.1
1986	John Settle, Appalachian State (4)	11	20	0	0	120	10.9
1987	Kirk Roach, Western Carolina (T21)	11	0	22	19	79	7.2
1988	Gene Brown, The Citadel (9)	10	15	0	0	90	9.0
1989	George Searcy, ETSU (2)	10	18	0	0	108	10.8
1990	Carl Tremble, Furman (12)	11	15	0	0	90	8.2
1991	Andrew Burr, Furman (12)	11	0	45	14	87	7.9
1992	Troy Brown, Marshall (T20)	11	13	1*	0	80	7.3
	David Merrick, Marshall	11	0	53	9	80	7.3
1993	Chris Parker, Marshall (T9)	15	24	0	0	144	9.6
1994	Chris Parker, Marshall (1)	14	24	1*	0	146	10.4
1995	Thomas Haskins, VMI (8)	11	17	1*	0	106	9.6
1996	Randy Moss, Marshall (6)	14	28	0	0	174	11.6
1997	Greg Hill, Georgia Southern (T26)	13	18	0	0	108	8.3
1998	Adrian Peterson, Georgia Southern (2)	15	35	0	0	210	14.0
1999	Adrian Peterson, Georgia Southern (1)	15	41	1*	0	248	16.5
2000	Matt Vick, Chattanooga (16)	11	0	31	22	97	8.8
2001	Louis Ivory, Furman (7)	11	19	0	0	114	10.4
2002	Chaz Williams, Georgia Southern (3)	14	27	0	0	162	11.6
2003	Danny Marshall, Furman (40)	11	0	31	16	79	7.2
2004	Chaz Williams, Georgia Southern (1)	12	25	1*	0	152	12.7
2005	Jayson Foster, Georgia Southern (3)	12	21	0			





# ANNUAL INDIVIDUAL LEADERS

Andre Stoddard, Wofford (33)	13	15	0	0	90	6.9
2018 Mitchell Fineran, Samford (19)	11	0	50	13	89	8.1
2019 Alex Ramsey, VMI	12	22	2*	0	134	11.2

## ALL-PURPOSE YARDAGE

Year	Player, School	G	Rush-Rec.	PR-KR	Yards	YPG
1970	Phil Mosser, William & Mary	11	1,286-139	0-447	1,872	170.2
1971	Phil Mosser, William & Mary	10	885-212	0-617	1,714	171.4
1972	Carlester Crumpler, East Carolina	11	1,309-4	0-185	1,498	136.2
1973	Ronnie Moore, VMI	11	78-676	164-378	1,296	117.8
1974	Andrew Johnson, The Citadel	11	1,373-440	0-0	1,813	164.8
1975	Emmitt Hamilton, Appalachian State	11	844-291	0-49	1,184	107.6
1976	Jim Kruis, William & Mary	11	1,164-27	0-17	1,208	109.8
1977	Ray Crisp, Marshall	11	6-594	173-772	1,545	140.5
1978	Gerald Harp, Western Carolina	11	46-1,145	5-361	1,557	141.5
1979	Floyd Allen, VMI	11	1,249-169	3-30	1,451	131.9
1980	Stump Mitchell, The Citadel	11	1,647-57	0-0	1,704	154.9
1981	Stanford Jennings, Furman	11	1,168-183	0-0	1,351	122.8
1982	Jerry Butler, ETSU	11	644-72	79-544	1,339	121.7
1983	Stanford Jennings, Furman (15)	11	1,260-306	0-0	1,566	142.4
1984	Eric Rasheed, Western Carolina (7)	11	19-1,091	0-437	1,547	140.6
1985	John Settle, Appalachian State (18)	11	1,340-77	0-0	1,417	128.8
1986	John Settle, Appalachian State (6)	11	1,661-117	0-78	1,856	168.7
1987	Ron Darby, Marshall (10)	11	1,020-159	0-437	1,616	146.9
1988	Otis Washington, Western Carolina (1)	11	66-907	0-1113	2,086	189.6
1989	George Searcy, ETSU (5)	10	1,324-343	0-0	1,667	166.7
1990	Derrick Hollins, ETSU	11	935-276	0-90	1,301	118.3
1991	Chip Hooks, Appalachian State	10	1,062-270	0-0	1,332	133.2
1992	Troy Brown, Marshall (3)	11	155-1,109	101-482	1,847	167.9
1993	Chris Parker, Marshall (7)	11	1,370-292	0-133	1,795	163.2
1994	Thomas Haskins, VMI (6)	11	1,509-50	0-464	2,023	183.9
1995	Thomas Haskins, VMI (6)	11	1,548-33	0-553	2,134	194.0
1996	Thomas Haskins, VMI (7)	11	1,698-66	216-112	2,092	190.2
1997	Anthony Springfield, ETSU (22)	11	7-638	332-584	1,547	140.6
1998	Adrian Peterson, Georgia Southern (7)	11	1,932-33	0-0	1,965	178.6
1999	Adrian Peterson, Georgia Southern (5)	11	1,807-163	0-0	1,970	179.1
2000	Louis Ivory, Furman (3)	11	2,079-14	0-0	2,093	190.3
2001	Louis Ivory, Furman (24)	11	1,492-80	0-0	1,572	142.9
2002	Jeremy Grier, Chattanooga (37)	10	5-521	0-682	1,208	120.8
2003	Jermaine Austin, Ga. Southern (31)	11	1,461-8	0-0	1,469	133.5
2004	DaVon Fowlkes, Appalachian State (1)	11	82-1,618	194-419	2,313	210.3
2005	Kevin Richardson, Appalachian St. (18)	15	266-1,433	52-588	2,021	135.9
2006	Tory Cooper, The Citadel (21)	11	807-247	89-305	1,448	131.6
2007	Mike Malone, Western Carolina (4)	11	563-197	0-1,383	2,143	194.8
2008	Andre Roberts, The Citadel (14)	12	94-1,334	461-19	1,908	159.0
2009	Terrell Hudgins, Elon (17)	12	0-1,633	0-0	1,633	136.1
2010	Brian Sutherland, Chattanooga (11)	11	180-729	0-941	1,823	165.7
2011	Fabian Truss, Samford (4)	10	847-137	0-790	1,774	177.4
2012	Fabian Truss, Samford (3)	11	1,063-291	0-624	1,978	179.8
2013	Fabian Truss, Samford (3)	12	877-295	295-738	2,205	183.8
2014	Chandler Curtis, Mercer (43)	12	92-564	271-506	1,433	119.4
2015	Detrez Newsome, Western Carolina (6)	11	1,109-281	0-389	1,779	161.7
2016	Detrez Newsome, Western Carolina (1)	11	1,031-342	0-970	2,343	213.0
2017	Detrez Newsome, Western Carolina (1)	9	1,100-205	0-231	1,536	170.7
2018	Kelvin McKnight, Samford (8)	11	0-1,453	188-0	1,641	149.2
2019	Quay Holmes, ETSU (6)	12	1,143-134	0-628	1,905	158.8

## KICKOFF RETURNS

Year	Player, School	No	Yards	Avg.
1958	Pete Johnson, VMI	8	251	31.4
1959	Alger Pugh, Virginia Tech	12	305	25.4
1960	Roger Hale, William & Mary	14	321	22.9
1961	Dick Drummond, George Washington	8	330	41.3
1962	Eddie Taylor, The Citadel	18	377	20.9
1963	Dick Drummond, George Washington	16	403	25.2
1964	Chuck Albertson, William & Mary	15	329	21.9
1965	Garrett Ford, West Virginia	13	353	27.2
1966	Jim McMillan, The Citadel	21	435	20.7
1967	Jim Burg, VMI	20	424	21.2
1968	Steve Brackett, The Citadel	20	397	19.9
1969	Bob Duncan, The Citadel	14	288	20.6
1970	Steve Crislip, Furman	15	438	29.2
1971	Phil Mosser, William & Mary	26	617	23.7
1972	Doug Gerhart, William & Mary	12	355	29.5
1973	Dick Pawlewicz, William & Mary	24	584	24.3
1974	Dick Pawlewicz, William & Mary	15	426	28.4
1975	Ronnie Moore, VMI	8	230	28.8
1976	Jimmy Kiser, Furman	14	333	23.8
1977	Tony Ball, Chattanooga	13	473	36.4
1978	Charles Fowler, Appalachian State	21	555	26.4
1979	Danny Miller, The Citadel	15	383	25.5
1980	Ronnie Horton, ETSU	30	734	24.5
1981	Mark Bridgman, Furman	15	368	24.5
1982	Jerry Butler, ETSU (5)	21	544	25.9
1983	Danny Abercrombie, Marshall (4)	20	535	26.7
1984	Danny Abercrombie, Marshall	10	272	27.2

1985	Mark Rudder, Furman (13)	22	499	22.7
1986	Ron Darby, Marshall	14	327	23.4
1987	Keith Isom, Appalachian State	19	489	25.7
1988	Albert Burt, ETSU (8)	22	568	25.8
1989	Shoun Habersham, Chattanooga (10)	22	554	25.2
1990	Daryl Rogers, Furman	11	260	23.6
1991	Jerry Ellison, Chattanooga (5)	13	368	28.3
	Troy Brown, Marshall	12	468	39.0
1992	Kerry Hayes, Western Carolina (7)	20	545	27.3
1993	Kerry Hayes, Western Carolina (2)	16	584	36.5
1994	Thomas Haskins, VMI (5)	15	464	30.9
1995	Josh Cole, Furman (1)	17	546	32.1
1996	Randy Moss, Marshall (1)	14	484	34.6
1997	Stepfon Hawkins, Chattanooga (3)	15	407	27.1
1998	Tyron Berrian, Furman (12)	17	461	27.1
1999	Des Kitchings, Furman	12	441	36.8
2000	Richard Holland, VMI (1)	19	628	33.1
2001	Brian Bratton, Furman (1)	14	521	37.2
2002	Bud Pough, Citadel (10)	18	487	27.1
2003	Lewis Barr, Georgia Southern (3)	20	598	29.9
2004	DaVon Fowlkes, Appalachian State (36)	18	419	23.3
2005	Mike Malone, Western Carolina (2)	17	532	31.3
2006	Michael Mayers, Elon (10)	16	408	25.5
2007	Michael Mayers, Elon (7)	30	863	28.8
2008	Bo Williamson, Elon (21)	15	380	25.3
2009	Stephon Shelton, Wofford (13)	22	568	25.8
2010	Laron Scott, Georgia Southern (20)	44	1,161	26.4
2011	Laron Scott, Georgia Southern (3)	34	1,040	30.6
2012	Jerodis Williams, Furman (1)	16	574	35.9
2013	Fabian Truss, Samford (2)	23	738	32.1
2014	Chandler Curtis, Mercer (4)	17	506	29.8
2015	K'rondis Larry, Samford (31)	23	565	24.6
2016	Detrez Newsome, Western Carolina (28)	40	970	24.2
2017	Thomas Gordon, Furman (12)	14	353	25.2
2018	Dejuan Bell, Furman (22)	10	489	25.7
2019	Korey Bridy, VMI (5)	32	887	27.7

## PUNT RETURNS

Year	Player, School	No.	Yards	Avg.
1964	Billy Cline, East Carolina	19	175	9.2
1965	Eddie Willis, VMI	24	349	14.5
1966	John Mallory, West Virginia	17	254	14.9
1967	John Mallory, West Virginia	36	453	12.6
1968	Kerr Kump, VMI	32	327	10.2
1969	George Hannen, Davidson	21	471	22.4
1970	Jeff Varnadoe, The Citadel	31	406	13.1
1971	Jeff Varnadoe, The Citadel	33	455	13.8
1972	Dave Ingold, Davidson	8	154	19.3
1973	Vince Perone, Furman	20	240	12.0
1974	Devon Ford, Appalachian State	35	568	16.2
1975	Devon Ford, Appalachian State	21	260	12.4
1976	Gerald Hall, East Carolina	26	302	11.6
1977	Kenny Mitchell, Chattanooga	20	280	14.0
1978	Kenny Mitchell, Chattanooga	24	242	10.1
1979	Gary Parris, Chattanooga	13	91	7.0
1980	Gary Woodburn, Chattanooga	13	153	11.8
1981	Jerry Butler, ETSU	15	169	11.3
1982	David McCrary, Chattanooga (5)	24	285	11.9
1983	David McCrary, Chattanooga (11)	35	385	11.0
1984	Chas Fox, Furman (15)	25	277	11.1
1985	David McCrary, Chattanooga (6)	28	339	12.1
1986	Jerome Norris, Furman	18	152	8.4
1987	Rodney Landreth, ETSU	23	179	7.8
1988	Mark Stock, VMI	30	260	8.7
1989	Anthony Smith, Appalachian State	20	239	12.0
1990	Ricardo Clark, Marshall	41	366	8.9
1991	Troy Brown, Marshall (2)	24	354	14.8
1992	Kerry Hayes, Western Carolina (5)	16	231	14.4
1993	Dexter Dawson, Georgia Southern (13)	32	366	11.4
1994	Timmy Williams, VMI (16)	17	203	11.9
1995	Dexter Dawson, Georgia Southern (3)	19	284	15.0
1996	Stepfon Hawkins, Chattanooga	14	268	19.1
1997	Tony Young, Wofford (9)	12	168	14.0
1998	Corey Joyner, Georgia Southern	17	253	14.9
1999	Keyandre Fenn, ETSU (10)	14	196	14.0
2000	Teray Frost, VMI	17	225	13.2
2001	Cecil Moore, ETSU	13	169	13.0
2002	Bear Rinehart, Furman (5)	17	253	14.9
2003	DaVon Fowlkes, Appalachian State (31)	26	279	10.7
2004	Teddy Craft, Georgia Southern (20)	17	193	11.4
2005	Dwayne Ijames, Elon (39)	21	185	8.8
2006	Dexter Jackson, Appalachian State (14)	30	369	12.3
2007	Jordan Hazard, Chattanooga (12)	18	231	12.8
2008	Andre Roberts, The Citadel (1)	24	461	19.2
2009	Andre Roberts, The Citadel (6)	14	217	15.5
2010	Greg Adams, The Citadel (45)	22	158	7.2
2011	Riley Hawkins, Samford	12	133	11.1

#SoConFB

# ANNUAL INDIVIDUAL LEADERS



2012	Riley Hawkins, Samford (14)	26	276	10.6
2013	Fabian Truss, Samford (4)	20	295	14.8
2014	Tommy Hudson, Chattanooga (28)	16	145	9.1
2015	Dane Forlines, VMI (5)	15	194	7.4
2016	Deandre Schoultz, The Citadel (10)	29	345	11.9
2017	Brandon Dowdell, Chattanooga (6)	13	164	12.6
2018	Daquan Patten, Western Carolina (25)	11	124	8.9
2019	Montrell Washington, Samford (1)	15	328	21.9

## INTERCEPTIONS

Year	Player, School	No.	Yards
1959	Alger Pugh, Virginia Tech	5	103
	Ed Hino, George Washington	5	14
1960	Duncan Morton, Davidson	4	18
	Johnny Watkins, Virginia Tech	4	210
1961	Tony Carmignani, Furman	6	123
1962	Joe Cannarella, The Citadel	6	49
1963	Dick Kern, William & Mary	8	116
1964	Lavern Barrs, Furman	6	22
1965	Bobby Ellis, East Carolina	5	67
	Todd Hicks, East Carolina	5	55
1966	Bobby Ellis, East Carolina	7	41
1967	Kerr Kump, VMI	7	160
1968	Steve Garrett, East Carolina	6	54
	Whit Morrow, Davidson	6	75
1969	Jimmy King, The Citadel	6	79
1970	Jeff Varnadoe, The Citadel	9	251
1971	Mike Fabian, Furman	5	62
	Jack Patterson, East Carolina	5	40
	Paul Scolaro, William & Mary	5	9
1972	Vince Perone, Furman	10	70
1973	Jim Bolding, East Carolina	7	84
1974	Curtis Boyd, Furman	6	105
1975	Jim Bolding, East Carolina	10	51
1976	Gerald Hall, East Carolina	6	153
1977	Kevin White, The Citadel	7	102
1978	Russ Huesman, Chattanooga	4	72
1979	Al McCloud, Chattanooga	7	68
1980	Chris Carter, The Citadel	6	68
	Richard Ward, Chattanooga	6	55
1981	Paul Humphries, Chattanooga	6	54
1982	Frank Ladson, VMI	7	29
	Steve Umberger, VMI	7	67
1983	Tiger Greene, Western Carolina	6	26
1984	Tiger Greene, Western Carolina	6	51
1985	Phillip Aldridge, Chattanooga (T6)	8	142
1986	Reggie Giles, Marshall (T5)	8	160
1987	J.D. Cauthen, The Citadel (T5)	8	79
	Reggie Solomon, Chattanooga	8	44
1988	Rick Harris, ETSU (T15)	6	139
	Mike Lowman, Chattanooga	6	28
1989	Ricky Gardin, Western Carolina	4	69
	Shannon Walker, The Citadel	4	39
	Tony Skole, The Citadel	4	4
1990	Joe Chirico, Marshall	5	37
	Boo Lassister, VMI	5	28
1991	Mark Mayo, Appalachian State	5	33
	Dewayne Arkadie, VMI	5	39
	Shannon Walker, The Citadel	5	33
1992	Torrence Forney, The Citadel (4)	7	71
1993	Donnie Abraham, ETSU (T8)	7	20
1994	Matt Stevens, Appalachian State (T1)	7	67
1995	Donnie Abraham, ETSU (T30)	5	189
	Brancis Williams, Georgia Southern	5	62
1996	Ron Faugue, Chattanooga (T19)	6	61
1997	John Keith, Furman (46)	4	103
	Tony Young, Wofford	4	92
1998	Arkee Thompson, Georgia Southern (T11)	6	47
	Marcus Johnson, The Citadel	6	33
1999	Arkee Thompson, Georgia Southern (T24)	5	74
	Corey Hall, Appalachian State	5	76
	Remi Awolowo, Appalachian State	5	86
2000	Justin Fryer, Western Carolina	7	78
2001	Tony Tiller, ETSU (5)	7	102
2002	Cam Newton, Furman (15)	6	101
	Musa Sarki, VMI (20)	6	134
	Montreal Harkley, ETSU (20)	6	107
	Rodney Johnson, Furman (20)	6	74
2003	Corey Lynch, Appalachian State (4)	6	61
	Montreal Harkley, ETSU	6	75
	Matt Nelson, Wofford	6	61
2004	A.J. Bryant, Georgia Southern (19)	6	165
2005	Brian Ford, Wofford (5)	6	5
2006	Brandon Jackson, Georgia Southern (T10)	5	17
2007	Corey Lynch, Appalachian State (24)	6	114
2008	Mark LeGree, Appalachian State (1)	10	32
2009	Mark LeGree, Appalachian State (T13)	7	81

2010	Torez Jones, Western Carolina (2)	12	54
2011	Demetrius McCray, Appalachian State (18)	5	8
2012	Jaquiski Tardt, Samford (24)	4	132
2013	Chris Armfield, Wofford (68)	3	34
2014	Trey Morgan, Western Carolina (5)	6	0
2015	Trey Robinson, Furman (22)	4	1
2016	Dee Delaney, The Citadel (10)	6	103
2017	Marvin Tillman, Western Carolina (8)	5	80
2018	Tyree Robinson, ETSU (7)	6	95
2019	Artevious Smith, ETSU (10)	5	63

## PUNTING

Year	Player, School	No.	Yards	Avg.
1953	Jimmy Thacker, Davidson	20	858	42.9
1954	Bobby Jordan, VMI	21	812	38.7
1955	Bob Wolfensen, Virginia Tech	29	1,157	39.9
1956	Bob Snider, West Virginia	15	585	39.0
1957	Bobby Jordan, VMI	39	1,642	42.1
1958	Sam Horner, VMI	28	1,193	42.6
1959	Paul Maguire, The Citadel	32	1,370	42.8
1960	Butch Porter, William & Mary	22	887	40.3
1961	Clyde Marsh, The Citadel	46	1,863	40.5
1962	Jake Adams, Virginia Tech	25	970	38.8
1963	Kroghie Andersen, The Citadel	38	1,581	41.6
1964	Carl Rhodes, VMI	43	1,651	38.4
1965	Mike Bragg, Richmond	67	2,794	41.7
1966	Mike Bragg, Richmond	58	2,482	42.8
1967	Mike Bragg, Richmond	78	3,229	41.4
1968	Jimmy Jordan, Furman	84	3,368	40.1
1969	Carrington Herbert, William & Mary	68	2,454	36.1
1970	David Cripe, William & Mary	62	2,449	39.5
1971	Russell Brown, William & Mary	51	2,183	42.8
1972	Jay Jones, Richmond	66	2,666	40.4
1973	Joe Parker, Appalachian State	59	2,503	42.4
1974	Joe Parker, Appalachian State	63	2,788	44.3
1975	Joe Parker, Appalachian State	43	1,830	42.6
1976	Joe Parker, Appalachian State	50	2,211	44.2
1977	Greg Cater, Chattanooga	58	2,426	41.8
1978	Greg Cater, Chattanooga	68	2,860	42.1
1979	Greg Cater, Chattanooga	62	2,638	42.5
1980	John Johnson, Furman	58	2,345	40.4
1981	John Johnson, Furman	34	1,413	41.6
1982	John Howell, Chattanooga (3)	61	2,616	42.9
1983	Pat Velarde, Marshall (1)	64	2,853	44.6
1984	Steve Kornegay, Western Carolina (1)	49	2,127	43.4
1985	George Cimadevilla, ETSU (2)	66	2,948	44.7
1986	Greg Davis, The Citadel (1)	61	2,723	44.6
1987	Anthony Bare, Western Carolina	55	2,183	39.7
1988	Billy Smith, Chattanooga (6)	79	3,273	41.4
1989	Pumpy Tudors, Chattanooga (1)	65	2,817	43.3
1990	Pumpy Tudors, Chattanooga (3)	63	2,810	44.6
1991	Harold Alexander, Appalachian State (1)	64	3,009	47.0
1992	Harold Alexander, Appalachian State (1)	55	2,245	40.8
1993	Ronnie McCutchan, Furman (2)	47	2,057	43.8
1994	Josh Siefkin, Chattanooga (12)	42	1,735	41.3
1995	Josh Siefken, Chattanooga (3)	60	2,484	41.4
1996	Chris Hanson, Marshall	38	1,739	45.8
1997	Ken Hinsley, Western Carolina (4)	46	2,032	44.2
1998	Ken Hinsley, Western Carolina (3)	57	2,536	44.5
1999	Brian Reilly, Appalachian State (5)	41	1,739	42.4
2000	Nate McKinney, Appalachian State (4)	48	2,042	42.5
2001	Jimmy Miner, Wofford (8)	48	2,016	42.0
2002	Brent Barth, VMI (3)	64	3,032	47.4
2003	Nate McKinney, Appalachian State (3)	74	3,294	44.5
2004	Tim Mayse, Western Carolina (26)	51	2,032	39.8
2005	Tim Mayse, Western Carolina (11)	49	2,048	41.8
2006	Brandon Lane, Elon (11)	35	1,485	42.4
2007	Brandon Lane, Elon (8)	48	2,060	42.9
2008	Brandon Lane, Elon (-)	40	1,659	41.5
2009	Bob Hooper, Samford (13)	73	3,026	41.5
2010	Charlie Edwards, Georgia Southern (17)	56	2,298	41.0
2011	Cass Couey, The Citadel (5)	40	1,719	43.0
2012	Sam Martin, Appalachian State (3)	60	2,755	45.9
2013	Bentlee Critcher, Appalachian State	52	2,340	45.9
2014	Greg Peranich, Samford (13)	52	2,229	42.9
2015	Matt Shiel, Mercer (7)	44	1,941	44.1
2016	Ian Berryman, Western Carolina (4)	52	2,335	44.9
2017	Austin Barnard, Samford (2)	54	2,441	45.2
2018	Matt Campbell, The Citadel (5)	51	2,264	44.4
2019	Matt Campbell, The Citadel (8)	35	1,542	44.1

Note: National ranking in parenthesis





# ANNUAL TEAM LEADERS

#SoConFB

## TOTAL OFFENSE

Year	Team	G	Plays	Yards	APP	YPG	TD
1953	West Virginia	9	593	3,398	5.7	339.8	43
1954	West Virginia	9	590	3,014	5.1	334.9	31
1955	West Virginia	10	642	3,845	6.0	384.5	43
1956	Virginia Tech	10	720	3,559	4.9	355.9	40
1957	West Virginia	10	674	3,047	4.5	304.7	27
1958	West Virginia	10	720	3,319	4.6	331.9	38
1959	VMI	10	622	3,206	5.2	320.6	36
1960	Furman	10	638	2,929	4.6	292.9	28
1961	Furman	10	493	2,972	6.0	297.2	19
1962	West Virginia	10	626	3,262	5.2	326.2	30
1963	William & Mary	10	627	2,921	4.7	292.1	22
1964	Virginia Tech	10	600	2,958	4.9	295.8	31
1965	East Carolina	9	663	3,305	5.0	367.2	38
1966	Davidson	9	649	3,017	4.7	335.2	29
1967	Davidson	9	714	3,199	4.5	355.4	27
1968	Richmond	10	763	3,473	4.6	347.3	31
1969	The Citadel	10	781	3,772	4.8	377.2	35
1970	Davidson	10	678	3,589	5.3	358.9	28
1971	The Citadel	11	777	5,030	6.5	457.3	46
1972	William & Mary	11	841	4,357	5.2	396.1	33
1973	East Carolina	11	811	4,245	5.2	385.9	44
1974	William & Mary	11	766	3,905	5.1	355.0	28
1975	Appalachian State	11	861	4,625	5.4	420.5	42
1976	Furman	11	795	4,114	5.2	374.0	26
1977	Western Carolina	11	823	4,471	5.4	406.5	39
1978	Furman	11	817	4,648	5.7	422.5	43
1979	Chattanooga	11	765	4,539	5.9	412.6	47
1980	Chattanooga	11	741	4,554	6.1	414.0	40
1981	Appalachian State	11	832	4,645	5.6	422.3	29
1982	Furman (9)	11	830	4,285	5.2	389.5	38
1983	Furman (3)	11	852	5,084	6.0	462.2	52
1984	Furman (4)	11	768	4,974	6.5	452.2	50
1985	Furman (5)	11	787	5,128	6.5	466.2	51
1986	Furman	11	800	4,007	5.0	364.3	39
1987	Marshall (3)	11	862	4,987	5.8	453.4	43
1988	Marshall (11)	11	845	4,481	5.3	407.4	43
1989	Furman	11	719	4,338	6.0	394.4	45
1990	Furman (15)	11	770	4,590	6.0	417.3	40
1991	Marshall (10)	11	709	4,705	6.6	427.7	55
1992	Marshall (2)	11	796	5,397	6.8	490.6	63
1993	Western Carolina (19)	11	697	4,521	6.5	411.0	29
1994	Marshall (14)	11	764	4,855	6.4	441.4	63
1995	Marshall (1)	11	812	4,642	5.7	422.0	46
1996	Marshall (3)	11	743	5,105	6.9	464.1	62
1997	ETSU (13)	11	764	4,755	6.2	432.3	45
1998	ETSU	11	764	4,755	6.5	432.3	45
1999	Georgia Southern (1)	11	795	6,069	7.6	551.7	71
2000	Chattanooga (8)	11	802	4,989	6.2	453.6	31
2001	Georgia Southern (25)	11	717	4,505	6.3	409.5	48
2002	Georgia Southern (3)	14	981	6,575	6.7	469.6	63
2003	Georgia Southern (19)	11	779	4,561	5.9	414.6	37
2004	Georgia Southern (3)	12	896	5,860	6.5	488.3	77
2005	Furman (7)	14	1,061	6,580	6.2	470.0	64
2006	Appalachian State (3)	15	1,006	6,265	6.2	417.7	66
2007	Appalachian State (1)	15	1,088	7,325	6.7	488.3	85
2008	Wofford (2)	12	814	5,606	6.9	467.2	58
2009	Appalachian State (3)	14	1,017	6,511	6.4	465.1	57
2010	Elon (8)	11	777	4,787	6.2	435.2	46
2011	Wofford (7)	12	836	5,336	6.4	444.7	51
2012	Georgia Southern (8)	13	944	6,536	6.9	466.9	66
2013	Georgia Southern	11	748	4,966	6.8	451.5	50
2014	The Citadel (30)	12	907	5,124	5.6	427.0	42
2015	Samford (7)	11	853	5,277	6.2	479.7	42
2016	Samford (14)	12	868	5,354	6.2	446.2	51
2017	Western Carolina (15)	12	868	5,287	6.1	440.6	47
2018	Samford (4)	11	887	5,675	6.4	515.9	54
2019	Wofford (36)	12	761	4,959	6.5	413.2	50

## TOTAL DEFENSE

Year	Team	G	Plays	Yards	APP	YPG	TD
1953	West Virginia	9	510	1,835	3.6	183.5	9
1954	Richmond	9	505	1,570	3.1	174.4	9
1955	Davidson	9	496	1,702	3.4	189.1	13
1956	Davidson	9	514	1,885	3.7	209.4	19
1957	Virginia Tech	10	614	2,108	3.4	210.8	22
1958	VMI	10	630	2,216	3.5	221.6	15
1959	Furman	10	582	2,548	4.4	254.8	31
1960	Davidson	8	381	1,779	4.6	222.4	16
1961	Virginia Tech	9	555	2,033	3.7	225.9	15
1962	Virginia Tech	10	612	2,282	3.7	228.2	19
1963	VMI	10	609	2,261	3.7	226.1	19
1964	The Citadel	10	589	2,251	3.8	225.1	17
1965	East Carolina	9	531	1,957	3.7	217.4	12
1966	East Carolina	10	655	2,729	4.2	272.9	7
1967	West Virginia	10	654	2,036	3.1	203.6	13

1968	Richmond	10	739	2,748	3.7	274.8	14
1969	Richmond	10	731	2,549	3.5	254.9	22
1970	East Carolina	11	754	3,425	4.5	311.4	29
1971	Richmond	10	654	2,798	4.3	279.8	22
1972	East Carolina	11	692	2,707	3.9	246.1	24
1973	East Carolina	11	703	2,917	4.1	265.2	21
1974	Furman	11	660	2,804	4.2	254.9	19
1975	Furman	11	696	2,031	2.9	184.6	19
1976	East Carolina	11	712	2,355	3.3	214.1	12
1977	VMI	11	718	2,982	4.2	271.1	22
1978	Chattanooga	11	744	2,989	4.0	271.7	26
1979	ETSU	11	720	3,195	4.4	290.5	19
1980	Chattanooga	11	748	3,214	4.3	292.2	22
1981	The Citadel	11	768	2,862	3.7	260.2	18
1982	Chattanooga (4)	11	677	2,201	3.3	200.1	18
1983	Chattanooga (10)	11	715	2,732	3.8	248.4	21
1984	ETSU (15)	11	701	3,065	4.4	278.6	21
1985	Chattanooga (2)	11	769	2,930	3.8	266.4	17
1986	Furman (3)	11	667	2,563	3.8	233.0	17
1987	Chattanooga (12)	11	719	3,075	4.3	279.5	22
1988	Furman (4)	11	696	2,620	3.8	238.2	11
1989	Furman (2)	11	739	2,801	3.8	254.6	13
1990	Marshall (T3)	11	725	2,862	4.0	260.2	37
1991	Furman	11	950	3,623	5.2	312.6	27
1992	Furman (11)	11	712	3,419	4.8	310.8	27
1993	Marshall (17)	11	731	3,278	4.5	298.0	14
1994	Marshall (10)	11	729	3,066	4.2	278.7	21
1995	Marshall (2)	11	673	2,645	3.9	240.5	22
1996	Marshall (41)	11	738	3,519	4.8	319.9	17
1997	ETSU (26)	11	722	3,169	4.4	288.1	31
1998	Western Carolina (10)	11	674	3,086	4.6	280.5	22
1999	Georgia Southern (18)	11	728	3,208	4.4	291.6	20
2000	Appalachian State (38)	11	708	3,319	4.7	301.7	25
2001	Georgia Southern (6)	11	722	2,875	4.0	261.4	16
2002	Wofford (11)	12	752	3,245	4.3	270.4	22
2003	Furman (4)	11	716	2,998	4.2	272.5	17
2004	Georgia Southern (4)	12	741	3,321	4.5	276.8	28
2005	Western Carolina (18)	9	623	2,795	4.5	310.6	22
2006	Appalachian State (17)	15	633	2,812	4.4	255.6	15
2007	The Citadel (47)	11	744	3,921	5.3	356.4	41
2008	Samford (28)	11	717	3,501	4.9	318.3	23
2009	Elon (4)	12	731	2,980	4.1	248.3	17
2010	Wofford (7)	13	834	3,717	4.5	285.9	24
2011	Chattanooga (13)	11	721	3,358	4.7	305.3	23
2012	Wofford (9)	13	867	3,977	4.6	305.9	26
2013	Chattanooga (17)	12	748	3,947	5.3	328.9	28
2014	Chattanooga (4)	14	845	3,889	4.6	277.8	36
2015	Chattanooga (37)	13	815	4,575	5.6	351.9	38
2016	Wofford (5)	14	874	4,021	4.6	287.2	31
2017	Chattanooga (25)	11	698	3,590	5.1	326.4	32
2018	Wofford (12)	13	806	3,957	4.9	304.4	30
2019	Wofford (20)	12	725	4,024	5.6	335.3	36

## RUSHING OFFENSE

Year	Team	G	Carries	Yards	APC	YPG	TD
1953	West Virginia	9	477	2,536	5.3	281.8	28
1954	West Virginia	9	480	2,361	4.9	262.3	26
1955	West Virginia	10	489	2,639	5.4	263.9	33
1956	Virginia Tech	10	621	2,835	4.6	283.5	32
1957	West Virginia	10	544	2,339	4.3	233.9	23
1958	VMI	10	426	1,880	4.4	188.0	24
1959	Virginia Tech	10	460	1,759	3.8	175.9	15
1960	Furman	10	486	1,944	4.0	194.4	20
1961	Furman	10	354	1,946	5.5	194.6	15
1962	Furman	10	488	2,268	4.6	226.8	21
1963	Virginia Tech	10	459	1,879	4.1	187.9	21
1964	Virginia Tech	10	465	1,950	4.2	195.0	20
1965	East Carolina	9	454	1,905	4.2	211.7	23
1966	West Virginia	10	452	1,885	4.2	188.5	23
1967	East Carolina	10	569	2,316	4.1	231.6	22
1968	East Carolina	10	486	1,571	3.2	157.1	16
1969	The Citadel	10	504	2,149	4.3	214.9	22
1970	William & Mary	11	598	2,654	4.4	241.3	21
1971	The Citadel	11	537	2,942	5.5	265.5	31
1972	William & Mary	11	613	2,916	4.8	265.1	21
1973	East Carolina	11	638	2,918	4.6	265.3	32
1974	East Carolina	11	643	3,015	4.7	274.1	30
1975	Appalachian State	11	693	3,450	5.0	313.6	32
1976	East Carolina	11	734	3,263	4.4	296.6	28
1977	Chattanooga	11	660	3,332	5.0	302.9	24
1978	Furman	11	615	2,843	4.6	258.5	30
1979	Chattanooga	11	586	2,926	5.0	266.0	30
1980	The Citadel	11	641	3,066	4.8	278.7	32
1981	Furman</						

# ANNUAL TEAM LEADERS



Citadel quarterback Dominique Allen ran for 2,197 yards in his four-year career, helping the Bulldogs finish in the top two in the FCS in rushing offense each year from 2014-17.

1985	Furman (2)	11	581	3,167	5.5	287.9	31
1986	Furman (8)	11	614	2,838	4.6	258.0	30
1987	The Citadel (8)	11	640	2,742	4.3	249.3	22
1988	The Citadel (3)	11	641	3,204	5.0	291.3	34
1989	The Citadel (5)	11	629	2,921	4.6	265.6	27
1990	VMI (5)	11	686	2,960	4.3	269.1	26
1991	VMI (1)	11	703	3,486	5.0	312.6	27
1992	The Citadel (1)	11	672	3,800	5.7	345.5	33
1993	The Citadel (7)	11	650	3,074	4.7	279.5	30
1994	The Citadel (1)	11	633	4,202	6.6	382.0	48
1995	Appalachian State (6)	11	590	2,874	4.9	261.3	31
1996	Georgia Southern (4)	11	599	2,931	4.9	266.5	31
1997	Wofford (3)	10	640	2,922	4.6	292.2	22
1998	Georgia Southern (2)	11	620	4,166	6.7	378.7	53
1999	Georgia Southern (1)	11	654	4,609	7.0	419.0	61
2000	Georgia Southern (3)	11	626	3,642	5.8	331.1	31
2001	Georgia Southern (1)	11	616	3,560	5.8	323.6	42
2002	Georgia Southern (1)	14	859	5,407	6.3	386.2	54
2003	Georgia Southern (1)	11	664	3,692	5.6	335.6	32
2004	Georgia Southern (1)	12	791	4,439	5.8	369.9	56
2005	Georgia Southern (1)	12	768	4,641	6.0	386.8	50
2006	Wofford (2)	11	570	2,910	5.1	264.5	32
2007	Georgia Southern (1)	11	613	3,589	5.4	326.3	38
2008	Wofford (2)	12	669	4,077	6.1	339.8	48
2009	Wofford (2)	11	563	2,972	5.3	270.2	26
2010	Wofford (1)	13	697	3,871	5.6	297.8	35
2011	Wofford (1)	12	728	4,375	6.0	364.6	43
2012	Georgia Southern (1)	14	850	5,591	6.6	399.4	55
2013	Georgia Southern	11	626	3,964	6.3	360.4	44
2014	The Citadel (2)	12	760	4,166	5.5	347.2	34
2015	The Citadel (2)	13	791	4,515	5.7	347.3	41
2016	The Citadel (1)	12	778	4,178	5.4	348.2	32
2017	The Citadel (2)	11	651	3,241	5.0	294.6	22
2018	Wofford (5)	13	663	4,051	6.1	311.6	38
2019	Wofford (3)	12	610	3,669	6.0	305.8	42

## RUSHING DEFENSE

Year	Team	G	Carries	Yards	APC	YPG	TD
1953	West Virginia	9	351	975	2.8	108.3	7
1954	West Virginia	9	361	990	2.7	110.0	6
1955	West Virginia	10	406	1,267	3.1	126.7	12
1956	West Virginia	10	467	1,369	2.9	136.9	12
1957	West Virginia	10	443	1,478	3.3	147.8	11
1958	George Washington	8	338	1,076	3.1	134.5	12
1959	Furman	10	440	1,495	3.4	149.5	19
1960	George Washington	9	344	1,354	3.8	150.4	10
1961	Furman	10	352	1,459	4.2	145.9	11
1962	William & Mary	10	397	1,237	3.1	123.7	9
1963	VMI	10	466	1,449	3.1	144.9	14
1964	George Washington	10	397	1,373	2.9	137.3	16
1965	East Carolina	9	531	881	1.7	97.9	8

1966	George Washington	10	431	1,539	3.6	153.9	10
1967	West Virginia	10	425	821	1.9	82.1	8
1968	Richmond	10	431	1,224	2.8	122.4	6
1969	Richmond	10	465	1,008	2.2	100.8	16
1970	East Carolina	11	484	1,619	3.3	147.2	16
1971	Richmond	10	441	1,616	3.7	161.6	14
1972	East Carolina	11	443	1,200	2.7	109.1	15
1973	East Carolina	11	446	1,406	3.2	127.8	13
1974	East Carolina	11	538	1,981	3.7	180.1	8
1975	Furman	11	521	1,767	3.4	160.6	15
1976	East Carolina	11	493	1,353	2.7	123.0	10
1977	VMI	11	486	1,330	2.7	120.9	13
1978	Chattanooga	11	464	1,098	2.4	99.8	11
1979	Chattanooga	11	494	1,428	2.9	129.8	15
1980	Furman	11	477	1,537	3.2	139.7	10
1981	The Citadel	11	456	1,112	2.4	101.1	10
1982	Chattanooga (7)	11	406	893	2.2	81.2	11
1983	Chattanooga (15)	11	453	1,258	2.8	114.4	9
1984	Furman (11)	11	401	1,133	2.8	103.0	8
1985	Chattanooga (5)	11	400	911	2.3	82.8	7
1986	Furman (18)	11	414	1,506	2.9	112.3	10
1987	Furman	11	499	1,452	2.9	132.0	12
1988	Furman (2)	11	407	1,017	2.5	92.5	5
1989	Furman (19)	11	476	1,391	2.9	126.5	7
1990	Chattanooga	11	480	1,500	3.1	136.4	13
1991	Furman	11	473	1,539	3.3	139.9	12
1992	Marshall	11	442	1,517	3.4	137.9	13
1993	Georgia Southern	11	452	1,516	3.4	137.8	8
1994	Appalachian State	11	442	1,497	3.4	136.1	9
1995	Marshall (17)	11	418	1,272	3.0	115.6	9
1996	ETSU (18)	11	399	1,268	3.2	115.3	12
1997	Georgia Southern (20)	11	400	1,157	2.9	105.2	7
1998	Georgia Southern	11	442	1,553	3.5	141.2	18
1999	Georgia Southern (33)	11	436	1,444	3.3	131.3	13
2000	Furman (45)	11	430	1,498	3.5	136.2	12
2001	Furman (29)	11	413	1,373	3.3	124.8	10
2002	Wofford (32)	12	466	1,511	3.2	125.9	12
2003	Western Carolina (14)	12	507	1,343	2.6	111.9	18
2004	Georgia Southern (23)	12	413	1,451	3.5	120.9	16
2005	The Citadel (54)	11	467	1,706	3.7	155.1	27
2006	Appalachian State (11)	15	530	1,625	3.1	108.3	9
2007	Furman (31)	11	433	1,485	3.4	135.0	22
2008	Samford (17)	11	372	1,140	3.1	103.6	11
2009	Elon (15)	12	407	1,253	3.1	104.4	7
2010	Georgia Southern (28)	15	533	1,905	3.6	127.0	16
2011	Wofford (30)	12	446	1,630	3.7	135.8	17
2012	Wofford (23)	13	467	1,625	3.5	125.0	13
2013	Georgia Southern	11	400	1,764	4.4	160.4	15
2014	Wofford (9)	11	392	1,182	3.0	107.5	19
2015	Wofford (40)	11	392	1,634	4.2	148.5	22
2016	Wofford (11)	14	463	1,425	3.1	101.8	8
2017	Wofford (25)	13	443	1,582	3.6	121.7	16
2018	Wofford (9)	13	412	1,350	3.3	103.8	12
2019	The Citadel (63)	12	418	1,915	4.6	159.6	23

## PASSING OFFENSE

Year	Team	G	Com.-Att.	Pct.	Yards	YPG	TD
1953	George Washington	9	63-177	35.6	1,103	122.6	8
1954	William & Mary	10	60-154	39.0	871	87.1	3
1955	Davidson	9	97-206	47.1	1,351	150.1	7
1956	William & Mary	10	82-184	44.6	913	91.3	6
1957	The Citadel	10	64-131	48.9	1,075	107.5	7
1958	West Virginia	10	107-214	50.0	1,442	144.2	9
1959	VMI	10	79-157	49.7	1,466	146.6	17
1960	VMI	10	103-214	48.1	1,424	142.4	8
1961	The Citadel	10	94-220	42.7	1,354	135.4	10
1962	The Citadel	10	87-212	41.0	1,317	131.7	10
1963	George Washington	9	106-232	45.7	1,351	150.1	8
1964	Richmond	10	107-251	42.6	1,298	129.8	10
1965	East Carolina	9	108-209	51.7	1,400	155.6	14
1966	Davidson	9	162-277	58.5	1,782	198.0	12
1967	Davidson	9	192-323	59.4	2,080	231.1	14
1968	Davidson	9	192-327	58.7	2,139	237.7	14
1969	Richmond	10	185-373	49.6	2,651	265.1	23
1970	Davidson	10	180-358	50.3	2,253	225.3	15
1971	The Citadel	11	113-240	47.1	2,088	189.8	15
1972	Davidson	11	189-389	48.6	2,354	214.0	12
1973	Davidson	10	180-343	52.5	1,952	195.2	11
1974	Richmond	10	125-260	48.1	1,671	167.1	11
1975	VMI	11	125-236	53.0	1,564	142.2	7
1976	The Citadel	11	125-233	53.6	1,462	132.9	8
1977	Western Carolina	11	184-344	53.5	2,421	220.1	19
1978	Western Carolina	11	155-348	44.5	2,214	201.3	17
1979	Western Carolina	11	158-322	49.1	2,448	222.5	17
1980	Appalachian State	11	190-375	50.7	2,781	252.8	15
1981	Appalachian State	11	231-436	53.0	2,759	250.8	15
1982	Western Carolina	11	162-329	49.2	2,173	197.5	7



# ANNUAL TEAM LEADERS



Samford turned in the 13th-best passing offense in the nation in 2013, with quarterback Andy Summerlin pacing the squad to 292.8 yards per game in the air.

#SoConFB

1983	The Citadel (10)	11	217-407	54.7	2,530	230.0	15
1984	Marshall (1)	11	223-430	51.9	2,944	267.6	22
1985	VMI	11	197-372	53.0	2,572	233.8	9
1986	Marshall	11	163-336	48.5	2,556	232.5	14
1987	Marshall (2)	11	265-493	53.8	3,777	343.4	23
1988	Marshall (8)	11	196-355	55.2	2,867	260.6	21
1989	Marshall (14)	11	203-326	56.1	2,850	259.1	24
1990	ETSU (15)	11	215-373	57.6	2,781	252.8	13
1991	Marshall (12)	11	186-298	62.4	3,032	275.6	28
1992	Marshall (6)	11	234-372	62.9	3,245	295.0	29
1993	ETSU	11	196-351	55.8	2,428	220.7	15
1994	Marshall	11	201-325	61.8	2,730	248.2	31
1995	ETSU (21)	11	236-409	57.7	2,551	231.9	18
1996	Marshall (13)	11	198-325	60.9	2,763	251.2	30
1997	Appalachian State (22)	11	222-374	59.4	2,738	248.9	19
1998	ETSU (59)	11	142-267	53.2	2,071	188.3	11
1999	Chattanooga (4)	11	300-496	60.5	3,591	326.5	28
2000	Chattanooga (2)	11	289-467	61.9	3,730	339.1	23
2001	VMI (52)	11	226-426	53.1	2,360	214.5	9
2002	Western Carolina (25)	11	201-370	54.3	2,679	243.5	13
2003	Western Carolina (32)	12	257-443	58.0	2,877	239.8	14
2004	Appalachian State (5)	11	264-402	65.7	3,549	322.6	26
2005	Appalachian State (35)	15	255-410	62.2	3,439	229.3	25
2006	Elon (13)	11	238-387	61.5	2,707	246.1	18
2007	Elon (2)	11	350-515	68.0	3,927	357.0	32
2008	Georgia Southern (20)	11	236-408	57.8	2,721	247.4	20
2009	Elon (6)	12	296-460	64.3	3,498	291.5	25
2010	Elon (2)	11	303-453	66.9	3,546	322.4	28
2011	Elon (14)	11	284-428	66.4	3,096	281.5	23
2012	Elon (12)	11	268-408	65.7	3,264	296.7	27
2013	Samford (13)	13	311-492	63.2	3,806	292.8	29
2014	VMI (19)	12	285-472	60.4	3,250	270.8	21
2015	Samford (3)	11	324-465	69.7	3,662	332.9	22
2016	Samford (3)	12	386-546	70.7	4,193	349.4	38
2017	Samford (5)	12	349-531	65.7	4,001	333.4	31
2018	Samford (1)	11	394-561	70.2	4,320	392.7	34
2019	VMI (18)	12	321-507	63.3	3,439	286.6	20

## PASSING DEFENSE

Year	Team	G	Com.-Att.	Pct.	Yards	YPG	TD
1953	Richmond	9	34-104	32.7	363	40.3	0
1954	Richmond	9	33-97	34.0	424	47.1	1
1955	George Washington	9	36-107	33.6	417	46.3	2
1956	Davidson	9	38-108	35.2	384	42.7	4
1957	Virginia Tech	10	38-108	35.2	485	48.5	3
1958	VMI	10	60-147	40.8	713	71.3	4
1959	Davidson	9	44-110	40.0	647	71.9	7
1960	The Citadel	10	54-126	42.9	570	57.0	4
1961	Virginia Tech	9	58-136	42.6	689	76.6	4
1962	Virginia Tech	10	77-166	46.4	771	77.1	3
1963	VMI	10	64-143	44.8	743	74.3	5
1964	The Citadel	10	59-162	36.4	755	75.5	6

1965	The Citadel	10	66-132	50.0	812	81.2	7
1966	William & Mary	10	75-166	45.2	978	97.8	9
1967	Richmond	10	193-98	50.1	1,203	120.3	9
1968	Davidson	9	140-74	52.9	1,072	119.1	7
1969	William & Mary	10	110-211	52.1	1,144	114.4	10
1970	The Citadel	11	108-274	39.4	1,280	116.4	9
1971	Richmond	10	98-213	46.0	1,182	118.2	8
1972	The Citadel	11	103-210	49.0	1,312	119.3	9
1973	Furman	11	83-184	45.1	935	85.0	4
1974	Furman	11	62-143	43.4	769	69.9	3
1975	VMI	11	40-113	35.4	562	51.1	9
1976	VMI	10	70-151	46.4	835	83.5	7
1977	Western Carolina	11	86-172	50.0	1,066	96.9	3
1978	VMI	11	94-151	62.2	1,379	125.4	12
1979	Western Carolina	11	74-163	45.4	852	77.5	5
1980	Western Carolina	11	91-183	49.7	1,234	112.2	5
1981	ETSU	11	106-204	52.2	1,407	127.9	6
1982	Appalachian State (5)	11	99-230	43.0	1,217	110.6	5
1983	VMI	11	119-216	55.1	1,471	133.7	11
1984	Western Carolina	11	130-287	45.3	1,685	153.2	12
1985	The Citadel (5)	11	116-270	43.0	1,545	140.5	9
1986	Furman (3)	11	163-336	48.5	2,556	232.5	14
1987	VMI (4)	11	113-221	51.1	1,412	128.4	8
1988	VMI (6)	11	91-212	42.9	1,320	120.0	9
1989	Chattanooga (1)	11	86-186	46.2	1,148	104.4	9
1990	Marshall (5)	11	107-248	43.1	1,343	122.1	7
1991	Appalachian State	12	124-262	47.3	1,583	131.9	6
1992	The Citadel (6)	11	110-218	50.5	1,281	116.5	5
1993	Appalachian State (18)	11	116-235	49.4	1,454	132.2	7
1994	Marshall (10)	11	138-288	47.9	1,472	133.8	8
1995	Furman (33)	11	12-233	52.3	1,368	124.4	5
1996	The Citadel	11	134-190	70.5	1,460	132.7	15
1997	Georgia Southern	11	200-468	42.7	2,241	203.7	15
1998	Western Carolina (13)	11	74-162	45.7	1,018	92.5	5
1999	VMI	11	122-213	57.3	1,458	132.5	8
2000	Georgia Southern (18)	11	151-292	51.7	1,717	156.1	9
2001	Georgia Southern (2)	11	135-257	52.5	1,382	125.6	7
2002	Wofford (14)	12	174-286	60.8	1,734	144.5	10
2003	Furman (1)	11	150-272	55.1	1,461	132.8	5
2004	Georgia Southern (10)	12	180-328	54.9	1,870	155.8	11
2005	Western Carolina (1)	9	113-232	48.7	1,191	132.3	14
2006	Appalachian State (35)	15	216-423	51.1	2,529	168.6	15
2007	Chattanooga (26)	11	174-277	62.8	2,007	182.5	12
2008	Western Carolina (28)	12	178-292	61.0	2,074	172.8	17
2009	Elon (5)	12	176-324	54.3	1,727	143.9	10
2010	Wofford (7)	13	179-335	53.4	1,993	153.3	11
2011	Chattanooga (2)	11	139-258	53.9	1,549	140.8	4
2012	Elon (5)	11	129-245	52.7	1,726	156.9	17
2013	Chattanooga (5)	12	173-282	61.3	1,819	151.6	11
2014	Samford (1)	11	153-272	56.2	1,530	139.1	6
2015	Chattanooga (16)	13	206-333	61.9	2,311	177.8	18
2016	Chattanooga (6)	13	193-345	55.9	2,139	164.5	17
2017	Chattanooga (12)	11	141-246	57.3	1,795	163.2	16
2018	Wofford (41)	13	238-394	60.4	2,607	200.5	18
2019	Furman (6)	13	234-345	67.8	2,176	167.4	14

## SCORING OFFENSE

Year	Team	G	Points	PPG
1953	West Virginia	9	290	32.2
1954	West Virginia	9	209	23.2
1955	West Virginia	10	285	28.5
1956	Virginia Tech	10	264	26.4
1957	VMI	10	201	20.1
1958	West Virginia	10	268	26.8
1959	VMI	10	243	24.3
1960	VMI	10	218	21.8
1961	Furman	10	174	17.4
1962	West Virginia	10	211	21.1
1963	Virginia Tech	10	216	21.6
1964	Virginia Tech	10	224	22.4
1965	East Carolina	9	268	29.8
1966	Davidson	9	209	23.2
1967	East Carolina	10	253	25.3
1968	Richmond	10	241	24.1
1969	Davidson	10	333	33.3
1970	Furman	11	261	23.7
1971	The Citadel	11	366	33.3
1972	East Carolina	11	269	24.5
1973	East Carolina	11	352	32.0
1974	East Carolina	11	250	22.7
1975	Appalachian State	11	337	30.6
1976	East Carolina	11	278	25.3
1977	Chattanooga	11	265	24.1
1978	Appalachian State	11	338	30.7
1979	Chattanooga	11	349	31.7
1980	Chattanooga	11	300	27.3
1981	Furman	11	293	26.6

# ANNUAL TEAM LEADERS



1982	Appalachian State (20)	11	270	24.5
1983	Furman (3)	11	378	34.4
1984	Furman (T6)	11	363	33.0
1985	Furman (7)	11	384	34.9
1986	Furman	11	328	29.8
1987	Marshall (9)	11	340	30.9
1988	Appalachian State (15)	11	324	29.5
1989	Furman (14)	11	345	31.4
1990	Furman (14)	11	345	31.4
1991	Marshall (4)	11	414	37.6
1992	Marshall (1)	11	466	42.4
1993	Georgia Southern	11	329	29.9
1994	Marshall (3)	11	459	41.7
1995	Marshall (9)	11	366	33.3
1996	Marshall (2)	11	465	42.3
1997	Georgia Southern (13)	11	364	33.1
1998	Georgia Southern (2)	11	468	42.5
1999	Georgia Southern (1)	11	550	50.0
2000	Appalachian State (21)	11	375	34.1
2001	Georgia Southern (8)	11	410	37.3
2002	Georgia Southern (6)	14	493	35.2
2003	Wofford (52)	13	374	28.8
2004	Georgia Southern (1)	12	564	47.0
2005	Georgia Southern (6)	12	456	38.0
2006	Appalachian State (3)	15	528	35.2
2007	Appalachian State (2)	15	641	42.7
2008	Appalachian State (5)	14	522	37.3
2009	Appalachian State (12)	14	465	33.2
2010	Appalachian State (7)	13	446	34.3
2011	Georgia Southern (11)	14	492	35.1
2012	Georgia Southern (12)	14	483	34.5
2013	Georgia Southern	11	368	33.5
2014	Chattanooga (20)	14	486	34.7
2015	Samford (18)	11	381	34.6
2016	Samford (12)	12	421	35.1
2017	Furman (22)	13	424	32.6
2018	Samford (9)	11	423	38.5
2019	Furman (23)	13	435	33.5

1999	Georgia Southern (5)	11	171	15.5
2000	Furman (14)	11	178	16.2
2001	Georgia Southern (4)	11	132	12.0
2002	Georgia Southern (7)	14	190	13.6
2003	Wofford (3)	13	183	14.1
2004	Furman (8)	13	216	16.6
2005	Appalachian State (17)	15	282	18.8
2006	Appalachian State (9)	15	223	14.9
2007	Wofford (52)	13	323	24.9
2008	Samford (15)	11	207	18.8
2009	Elon (3)	12	158	13.2
2010	Georgia Southern (11)	15	277	18.5
2011	Chattanooga (17)	11	217	19.7
2012	Wofford (7)	13	216	16.6
2013	Chattanooga (11)	12	245	20.4
2014	Chattanooga (11)	14	271	19.4
2015	Mercer (32)	11	238	21.6
2016	Wofford (6)	14	239	17.1
2017	Samford (35)	12	267	22.2
2018	Wofford (8)	13	247	19.0
2019	Furman (14)	13	267	20.5

Note: National ranking in parenthesis

## SCORING DEFENSE

Year	Team	G	Points	PPG
1953	Furman	9	100	11.1
1954	Richmond	9	54	6.0
1955	Richmond	9	82	9.1
1956	George Washington	10	81	8.1
1957	VMI	10	101	10.1
1958	VMI	10	99	9.9
1959	VMI	10	93	9.3
1960	The Citadel	10	66	6.6
1961	VMI	10	105	10.5
1962	VMI	10	119	11.9
1963	Virginia Tech	10	125	12.5
1964	Davidson	9	152	16.9
1965	East Carolina	9	83	9.2
1966	William & Mary	10	144	14.4
1967	West Virginia	10	117	11.7
1968	Richmond	10	129	12.9
1969	Richmond	10	170	17.0
1970	Furman	11	204	18.5
1971	Richmond	10	159	15.9
1972	Richmond	10	150	15.0
1973	Richmond	10	112	11.2
1974	Furman	11	166	15.1
1975	The Citadel	11	97	8.8
1976	East Carolina	11	116	10.5
1977	VMI	11	15	14.1
1978	Chattanooga	11	192	17.5
1979	ETSU	11	150	13.6
1980	Furman	11	177	16.1
1981	The Citadel	11	151	13.7
1982	Chattanooga (7)	11	137	12.5
1983	Furman (4)	11	107	9.7
1984	Western Carolina	11	166	15.1
1985	Appalachian State (1)	11	109	9.9
1986	Appalachian State (5)	11	148	13.5
1987	Appalachian State (2)	11	126	11.5
1988	Furman (1)	11	107	9.7
1989	Furman (4)	11	135	12.3
1990	Marshall (7)	11	162	14.7
1991	The Citadel (19)	11	183	16.6
1992	The Citadel (1)	11	143	13.0
1993	Marshall (1)	11	123	11.2
1994	Marshall (7)	11	152	13.8
1995	Georgia Southern	11	168	15.3
1996	Marshall (9)	11	153	13.9
1997	Georgia Southern (16)	11	176	16.0
1998	Appalachian State (10)	11	160	14.5



The Josh Williams-led Chattanooga defense surrendered 19.7 points per game in 2011, leading the SoCon in scoring defense for the first time since 1982. The Mocs would go on to lead the league in that category twice more in the next three years.





# FCS PLAYOFF HISTORY

## Conferences in the FCS NCAA Playoffs

Conference (First year)	Overall	Titles	Pct.
Missouri Valley (1985)	115-71	11	.618
Independent	60-41	7	.594
<b>Southern (1982)</b>	<b>109-77</b>	<b>8</b>	<b>.586</b>
Big Sky (1979)	94-86	6	.522
Colonial Athletic (1978)	99-105	6	.485
Southland (1982)	63-70	1	.474
Big South (2006)	13-16	0	.448
Ohio Valley (1979)	35-61	2	.365
Patriot (1997)	14-27	0	.341
Great West (2004-11)	1-2	0	.333
Pioneer (2013)	2-7	0	.222
Northeast (2010)	2-10	0	.167
Mid-Eastern Athletic (1981)	6-30	0	.167
Southwestern Athletic (1978)	0-19	0	.000

## SoCon vs. FCS leagues

Conference	Overall	Pct.
Big Sky	11-10	.524
Big South	3-4	.429
Colonial Athletic	27-17	.614
Independent	10-8	.556
Mid-Eastern Athletic	10-2	.833
Missouri Valley	13-11	.542
Ohio Valley	12-8	.600
Patriot	5-0	1.000
Southern	10-10	.500
Southland	7-7	.500
Southwestern Athletic	1-0	1.000
<b>Total</b>	<b>109-77</b>	<b>.586</b>

## Championships won

Team	Championships	Years
North Dakota State	7	2011, 2012, 2013, 2014, 2015, 2017, 2018
<b>Georgia Southern</b>	6	1985, 1986, 1989, 1990, <b>1999, 2000</b>
Youngstown State	4	1991, 1993, 1994, 1997
<b>Appalachian State</b>	3	<b>2005, 2006, 2007</b>
Eastern Kentucky	2	1979, 1982
James Madison	2	2004, 2016
<b>Marshall</b>	2	<b>1992, 1996</b>
Montana	2	1995, 2001
Boise State	1	1980
Delaware	1	2003
Eastern Washington	1	2010
Florida A&M	1	1978
<b>Furman</b>	1	<b>1988</b>
Idaho State	1	1981
Massachusetts	1	1998
Montana State	1	1984
Northeast Louisiana	1	1987
Richmond	1	2008
Southern Illinois	1	1983
Villanova	1	2009
Western Kentucky	1	2002

**Bold denotes championship won as a member of the SoCon**

## Playoff results

1982		
1st round	South Carolina State 17, FURMAN 0	Greenville, S.C.
1983		
1st round	WESTERN CAROLINA 24, Colgate 23	Cullowhee, N.C.
Quarterfinal	FURMAN 35, Boston University 16	Greenville, S.C.
	WESTERN CAROLINA 28, Holy Cross 21	Worcester, Mass.
Semifinal	WESTERN CAROLINA 14, FURMAN 7	Greenville, S.C.
Final	Southern Illinois 43, WESTERN CAROLINA 7	Charleston, S.C.

1984		
1st round	Arkansas State 37, CHATTANOOGA 10	Jonesboro, Ark.
1985		
Quarterfinal	FURMAN 59, Rhode Island 15	Greenville, S.C.
Semifinal	FURMAN 35, Nevada-Reno 12	Greenville, S.C.
Final	Georgia Southern 44, FURMAN 42	Tacoma, Wash.

1986		
1st round	Nicholls State 28, APPALACHIAN STATE 26	Boone, N.C.
	Eastern Kentucky 23, FURMAN 10	Greenville, S.C.

1987		
1st round	APPALACHIAN STATE 20, Richmond 3	Boone, N.C.
	MARSHALL 41, James Madison 12	Huntington, W.Va.
Quarterfinal	APPALACHIAN STATE 19, Georgia Southern 0	Boone, N.C.
	MARSHALL 51, Weber State 23	Huntington, W.Va.
Semifinal	MARSHALL 24, APPALACHIAN STATE 10	Boone, N.C.
Final	Northeast Louisiana 43, MARSHALL 42	Pocatello, Idaho

1988		
1st round	Georgia Southern 38, THE CITADEL 20	Statesboro, Ga.
	FURMAN 21, Delaware 7	Greenville, S.C.
	MARSHALL 7, North Texas 0	Huntington, W.Va.
Quarterfinal	FURMAN 13, MARSHALL 9	Huntington, W.Va.
Semifinal	FURMAN 38, Idaho 7	Greenville, S.C.
Final	FURMAN 17, Georgia Southern 12	Pocatello, Idaho

1989		
1st round	Middle Tenn. 24, APPALACHIAN STATE 21	Murfreesboro, Tenn.
	FURMAN 24, William & Mary 10	Greenville, S.C.
Quarterfinal	FURMAN 42, Youngstown State 23	Greenville, S.C.
Semifinal	Stephen F. Austin 21, FURMAN 19	Greenville, S.C.

1990		
1st round	Georgia Southern 31, THE CITADEL 0	Statesboro, Ga.
	FURMAN 45, Eastern Kentucky 17	Greenville, S.C.
Quarterfinal	Nevada-Reno 42, FURMAN 35 (3OT)	Reno, Nev.

1991		
1st round	Eastern Kentucky 14, APPALACHIAN STATE 3	Richmond, Ky.
	MARSHALL 20, Western Illinois 17 (OT)	Huntington, W.Va.
Quarterfinal	MARSHALL 41, Northern Iowa 13	Huntington, W.Va.
Semifinal	MARSHALL 14, Eastern Kentucky 7	Huntington, W.Va.
Final	Youngstown State 25, MARSHALL 17	Statesboro, Ga.

1992		
1st round	Middle Tenn. 35, APPALACHIAN STATE 10	Murfreesboro, Tenn.
	THE CITADEL 44, North Carolina A&T 0	Charleston, S.C.
	MARSHALL 44, Eastern Kentucky 0	Huntington, W.Va.
Quarterfinal	Youngstown State 42, THE CITADEL 17	Charleston, S.C.
	MARSHALL 35, Middle Tennessee 21	Huntington, W.Va.
Semifinal	MARSHALL 28, Delaware 7	Huntington, W.Va.
Final	MARSHALL 31, Youngstown State 28	Huntington, W.Va.

1993		
1st round	GEORGIA SOUTHERN 14, Eastern Kentucky 12	Statesboro, Ga.
	MARSHALL 28, Howard 14	Huntington, W.Va.
Quarterfinal	Youngstown State 34, GEORGIA SOUTHERN 14	Youngstown, Ohio
	MARSHALL 34, Delaware 31	Huntington, W.Va.
Semifinal	MARSHALL 24, Troy State 21	Huntington, W.Va.
Final	Youngstown State 17, MARSHALL 5	Huntington, W.Va.

1994		
1st round	APPALACHIAN STATE 17, New Hampshire 10 (OT)	Durham, N.H.
	MARSHALL 49, Middle Tennessee 14	Huntington, W.Va.
Quarterfinal	Boise State 17, APPALACHIAN STATE 14	Boise, Idaho
	MARSHALL 28, James Madison 21 (OT)	Huntington, W.Va.
Semifinal	Boise State 28, MARSHALL 24	Boise, Idaho

#SoConFB

# FCS PLAYOFF HISTORY



**1995**

1st round	APPALACHIAN STATE 31, James Madison 24 GEORGIA SOUTHERN 24, Troy State 21	Boone, N.C. Troy, Ala.
Quarterfinal	MARSHALL 38, Jackson State 8 Stephen F. Austin 27, APPALACHIAN STATE 17	Huntington, W.Va. Boone, N.C.
Semifinal	Montana 45, GEORGIA SOUTHERN 0 MARSHALL 41, Northern Iowa 24	Missoula, Mont. Huntington, W.Va.
Final	MARSHALL 25, McNeese State 13 Montana 22, MARSHALL 20	Lake Charles, La. Huntington, W.Va.

**1996**

1st round	ETSU 35, Villanova 29 FURMAN 42, Northern Arizona 31	Johnson City, Tenn. Flagstaff, Ariz.
Quarterfinal	MARSHALL 59, Delaware 14 MARSHALL 54, FURMAN 0	Huntington, W.Va. Huntington, W.Va.
Semifinal	Montana 44, ETSU 14 MARSHALL 31, Northern Iowa 14	Missoula, Mont. Huntington, W.Va.
Final	MARSHALL 49, Montana 29	Huntington, W.Va.

**1997**

1st round	GEORGIA SOUTHERN 52, Florida A&M 37	Statesboro, Ga.
Quarterfinal	Delaware 16, GEORGIA SOUTHERN 7	Newark, Del.

**1998**

1st round	GEORGIA SOUTHERN 49, Colgate 28 APPALACHIAN STATE 45, Tennessee State 31	Statesboro, Ga. Boone, N.C.
Quarterfinal	GEORGIA SOUTHERN 52, Connecticut 30 Northwestern St. 31, APPALACHIAN STATE 20	Statesboro, Ga. Natchitoches, La.
Semifinal	GEORGIA SOUTHERN 42, Western Illinois 14	Statesboro, Ga.
Final	Massachusetts 55, GA. SOUTHERN 43	Chattanooga, Tenn.

**1999**

1st round	GEORGIA SOUTHERN 72, Northern Arizona 29 Massachusetts 30, FURMAN 23 OT	Statesboro, Ga. Greenville, S.C.
Quarterfinal	Florida A&M 44, APPALACHIAN STATE 29 GEORGIA SOUTHERN 38, Massachusetts 21	Boone, N.C. Statesboro, Ga.
Semifinal	GEORGIA SOUTHERN 28, Illinois State 17	Statesboro, Ga.
Final	GEORGIA SOUTHERN 59, Youngstown St. 24	Chattanooga, Tenn.

**2000**

1st round	GEORGIA SOUTHERN 42, McNeese State 17 Hofstra 31, FURMAN 24	Statesboro, Ga. Greenville, S.C.
Quarterfinal	APPALACHIAN STATE 33, Troy State 30 GEORGIA SOUTHERN 48, Hofstra 20	Troy, Ala. Statesboro, Ga.
Semifinal	APPALACHIAN STATE 17, W. Kentucky 14 GEORGIA SOUTHERN 27, Delaware 18	Bowling Green, Ky. Statesboro, Ga.
Final	Montana 19, APPALACHIAN STATE 16 (OT) GEORGIA SOUTHERN 27, Montana 25	Missoula, Mont. Chattanooga, Tenn.

**2001**

1st round	GEORGIA SOUTHERN 60, Florida A&M 35 FURMAN 24, Western Kentucky 20	Statesboro, Ga. Greenville, S.C.
Quarterfinal	APPALACHIAN STATE 40, William & Mary 27 GEORGIA SOUTHERN 38, APPALACHIAN STATE 24	Boone, N.C. Statesboro, Ga.
Semifinal	FURMAN 34, Lehigh 17 FURMAN 24, GEORGIA SOUTHERN 17	Greenville, S.C. Statesboro, Ga.
Final	Montana 13, FURMAN 6	Chattanooga, Tenn.

**2002**

1st round	GEORGIA SOUTHERN 34, Bethune-Cookman 0 Villanova 45, FURMAN 38	Statesboro, Ga. Philadelphia, Pa.
Quarterfinal	Maine 14, APPALACHIAN STATE 13 GEORGIA SOUTHERN 31, Maine 7	Boone, N.C. Statesboro, Ga.
Semifinal	Western Kentucky 31, GEORGIA SOUTHERN 28	Statesboro, Ga.

**2003**

1st round	WOFFORD 31, North Carolina A&T 10	Spartanburg, S.C.
Quarterfinal	WOFFORD 34, Western Kentucky 17	Spartanburg, S.C.
Semifinal	Delaware 24, WOFFORD 9	Newark, Del.

**2004**

1st round	New Hampshire 27, GEORGIA SOUTHERN 21 FURMAN 49, Jacksonville State 7	Statesboro, Ga. Greenville, S.C.
Quarterfinal	James Madison 14, FURMAN 13	Greenville, S.C.

**2005**

1st round	APPALACHIAN STATE 34, Lafayette 23 Texas State 50, GEORGIA SOUTHERN 35	Boone, N.C. San Marcos, Texas
Quarterfinal	FURMAN 14, Nicholls State 12 APPALACHIAN STATE 38, Southern Illinois 24	Greenville, S.C. Boone, N.C.
Semifinal	FURMAN 24, Richmond 20 APPALACHIAN STATE 29, FURMAN 23	Richmond, Va. Boone, N.C.
Final	APPALACHIAN STATE 21, Northern Iowa 16	Chattanooga, Tenn.

**2006**

1st round	Montana State 31, FURMAN 13 APPALACHIAN STATE 45, Coastal Carolina 28	Bozeman, Mont. Boone, N.C.
Quarterfinal	APPALACHIAN STATE 38, Montana State 17	Boone, N.C.
Semifinal	APPALACHIAN STATE 49, Youngstown State 24	Boone, N.C.
Final	APPALACHIAN STATE 28, Massachusetts 17	Chattanooga, Tenn.

**2007**

1st round	APPALACHIAN STATE 28, James Madison 27 WOFFORD 23, Montana 22	Boone, N.C. Missoula, Mont.
Quarterfinal	APPALACHIAN STATE 38, Eastern Washington 35 Richmond 21, WOFFORD 10	Boone, N.C. Spartanburg, S.C.
Semifinal	APPALACHIAN STATE 55, Richmond 35	Boone, N.C.
Final	APPALACHIAN STATE 49, Delaware 21	Chattanooga, Tenn.

**2008**

1st round	APPALACHIAN STATE 37, South Carolina State 21 James Madison 38, WOFFORD 35	Boone, N.C. Harrisonburg, Va.
Quarterfinal	Richmond 38, APPALACHIAN STATE 10	Boone, N.C.

**2009**

1st round	APPALACHIAN STATE 20, South Carolina State 13 Richmond 16, ELON 13	Boone, N.C. Richmond, Va.
Quarterfinal	APPALACHIAN STATE 35, Richmond 31	Richmond, Va.
Semifinal	Montana 24, APPALACHIAN STATE 17	Missoula, Mont.

**2010**

1st round	GEORGIA SOUTHERN 41, South Carolina State 16	Statesboro, Ga.
2nd round	GEORGIA SOUTHERN 31, William & Mary 15 APPALACHIAN STATE 42, Western Illinois 14	Williamsburg, Va. Boone, N.C.
Quarterfinal	WOFFORD 17, Jacksonville State 14 Villanova 42, APPALACHIAN STATE 24	Jacksonville, Ala. Boone, N.C.
Semifinal	GEORGIA SOUTHERN 23, WOFFORD 20 Delaware 27, GEORGIA SOUTHERN 10	Spartanburg, S.C. Newark, Del.

**2011**

2nd round	GEORGIA SOUTHERN 55, Old Dominion 48 Maine 34, APPALACHIAN STATE 12	Statesboro, Ga. Boone, N.C.
Quarterfinal	Northern Iowa 28, WOFFORD 21 GEORGIA SOUTHERN 35, Maine 23	Cedar Falls, Iowa Statesboro, Ga.
Semifinal	North Dakota State 35, GEORGIA SOUTHERN 7	Fargo, N.D.

**2012**

2nd round	GEORGIA SOUTHERN 24, Central Arkansas 16 Illinois State 38, APPALACHIAN STATE 37 (OT)	Statesboro, Ga. Boone, N.C.
Quarterfinal	WOFFORD 23, New Hampshire 7 GEORGIA SOUTHERN 49, Old Dominion 35	Spartanburg, S.C. Norfolk, Va.
Semifinal	North Dakota State 14, WOFFORD 7 North Dakota State 23, GEORGIA SOUTHERN 20	Fargo, N.D. Fargo, N.D.

**2013**

1st round	FURMAN 30, South Carolina State 20 Jacksonville State 55, SAMFORD 14	Orangeburg, S.C. Jacksonville, Ala.
2nd round	North Dakota State 38, FURMAN 7	Fargo, N.D.

**2014**

2nd round	CHATTANOOGA 35, Indiana State 14	Chattanooga, Tenn.
Quarterfinal	New Hampshire 35, CHATTANOOGA 30	Durham, N.H.

**2015**

1st round	CHATTANOOGA 50, Fordham 20 THE CITADEL 41, Coastal Carolina 38	Chattanooga, Tenn. Conway, S.C.
2nd round	Jacksonville State 41, CHATTANOOGA 35 (OT) Charleston Southern 14, THE CITADEL 6	Jacksonville, Ala. Charleston, S.C.





# FCS PLAYOFF HISTORY

## 2016

1st round	CHATTANOOGA 45, Weber State 14 WOFFORD 15, Charleston Southern 14 Youngstown State 38, SAMFORD 24	Chattanooga, Tenn. Charleston, S.C. Youngstown, Ohio
2nd round	WOFFORD 17, THE CITADEL 3 Sam Houston State 41, CHATTANOOGA 36	Charleston, S.C. Huntsville, Texas
Quarterfinal	Youngstown State 30, WOFFORD 23 (2OT)	Youngstown, Ohio

## 2017

1st round	Kennesaw State 28, SAMFORD 17 FURMAN 28, Elon 27	Kennesaw, Ga. Elon, N.C.
2nd round	WOFFORD 28, FURMAN 10	Spartanburg, S.C.
Quarterfinal	North Dakota State 42, WOFFORD 10	Fargo, N.D.

## 2018

1st round	WOFFORD 19, Elon 7 Jacksonville State 34, ETSU 27	Spartanburg, S.C. Jacksonville, Ala.
2nd round	Kennesaw State 13, WOFFORD 10	Kennesaw, Ga.

## 2019

1st round	Kennesaw State 28, WOFFORD 21 Austin Peay 42, FURMAN 6	Spartanburg, S.C. Clarksville, Tenn.
-----------	---	---

## Current SoCon schools in the playoffs

Team	App.	Won	Lost	Pct.	Champion	Runner-up
The Citadel	5	2	5	.286	0	0
ETSU	2	1	2	.333	0	0
Furman	18	19	17	.528	1	2
Mercer	0	0	0	.000	0	0
Samford	5	2	5	.286	0	0
Chattanooga	4	3	4	.429	0	0
VMI	0	0	0	.000	0	0
Western Carolina	1	3	1	.750	0	1
Wofford	10	9	10	.474	0	0

## SoCon records in the playoffs


	Nonconference	Overall
Opening Round*:	8-6	8-6
Second Round:	46-27	48-29
In Quarterfinals:	25-17	29-21
In Semifinals:	12-9	16-13
In Championship Game:	8-8	8-8
<b>All rounds in FCS Playoffs</b>	<b>99-67</b>	<b>109-77</b>
<b>All rounds percentage</b>	<b>.596</b>	<b>.586</b>

\*-Field was expanded from 16 to 20 teams in 2010. First round of four games was added to start the playoffs. Four more games were added when field expanded in 2013.

## NCAA FCS Championship game results

Year	Result	Site (Attendance)
1978	Florida A&M 35, Massachusetts 20	Wichita Falls, Texas (13,604)
1979	Eastern Kentucky 30, Lehigh 7	Orlando, Fla. (5,500)
1980	Boise State 31, Eastern Kentucky 29	Sacramento, Calif. (8,157)
1981	Idaho State 34, Eastern Kentucky 23	Wichita Falls, Texas (11,003)
1982	Eastern Kentucky 17, Delaware 14	Wichita Falls, Texas (11,257)
1983	Southern Illinois 43, WESTERN CAROLINA 17	CHARLESTON, S.C. (15,950)
1984	Montana State 19, Louisiana Tech 6	CHARLESTON, S.C. (9,125)
1985	Georgia Southern 44, FURMAN 42	Tacoma, Wash. (5,306)
1986	Georgia Southern 48, Arkansas State 21	Tacoma, Wash. (4,419)
1987	Northeast Louisiana 43, MARSHALL 42	Pocatello, Idaho (11,513)
1988	FURMAN 17, Georgia Southern 12	Pocatello, Idaho (11,500)
1989	Georgia Southern 37, Stephen F. Austin 13	Statesboro, Ga. (25,725)
1990	Georgia Southern 36, Nevada-Reno 13	Statesboro, Ga. (23,204)
1991	Youngstown State 25, MARSHALL 17	Statesboro, Ga. (12,667)
1992	MARSHALL 31, Youngstown State 28	HUNTINGTON, W.VA. (31,304)
1993	Youngstown State 17, MARSHALL 5	HUNTINGTON, W.VA. (29,218)
1994	Youngstown State 28, Boise State 14	HUNTINGTON, W.VA. (27,674)
1995	Montana 22, MARSHALL 20	HUNTINGTON, W.VA. (32,106)
1996	MARSHALL 49, Montana 29	HUNTINGTON, W.VA. (30,052)
1997	Youngstown State 10, McNeese State 9	CHATTANOOGA, TENN. (14,771)
1998	Massachusetts 55, GA. SOUTHERN 43	CHATTANOOGA, TENN. (17,501)
1999	GEORGIA SOUTHERN 59, Youngstown St. 24	CHATTANOOGA, TENN. (20,052)
2000	GEORGIA SOUTHERN 27, Montana 25	CHATTANOOGA, TENN. (17,156)
2001	Montana 13, FURMAN 6	CHATTANOOGA, TENN. (12,698)
2002	Western Kentucky 34, McNeese State 14	CHATTANOOGA, TENN. (12,360)
2003	Delaware 40, Colgate 0	CHATTANOOGA, TENN. (14,281)
2004	James Madison 31, Montana 21	CHATTANOOGA, TENN. (16,771)
2005	APPALACHIAN STATE 21, Northern Iowa 16	CHATTANOOGA, TENN. (20,236)
2006	APPALACHIAN STATE 28, UMass 17	CHATTANOOGA, TENN. (22,808)
2007	APPALACHIAN STATE 49, Delaware 21	CHATTANOOGA, TENN. (23,010)
2008	Richmond 24, Montana 7	CHATTANOOGA, TENN. (17,823)
2009	Villanova 23, Montana 21	CHATTANOOGA, TENN. (14,328)
2010	Eastern Washington 20, Delaware 19	Frisco, Texas (13,027)
2011	North Dakota State 17, Sam Houston State 6	Frisco, Texas (20,586)
2012	North Dakota State 39, Sam Houston State 13	Frisco, Texas (21,411)
2013	North Dakota State 35, Towson 7	Frisco, Texas (19,802)
2014	North Dakota State 29, Illinois State 27	Frisco, Texas (20,918)
2015	North Dakota State 37, Jacksonville State 10	Frisco, Texas (21,836)
2016	James Madison 28, Youngstown State 14	Frisco, Texas (14,423)
2017	North Dakota State 17, James Madison 13	Frisco, Texas (19,090)
2018	North Dakota State 38, Eastern Washington 24	Frisco, Texas (17,802)
2019	North Dakota State 28, James Madison 20	Frisco, Texas (17,866)

Southern Conference teams and sites listed in caps.



Georgia Southern's J.R. Revere had a 66-yard touchdown run in the Eagles' 59-24 win over Youngstown State in the 1999 title game.

# FCS NATIONAL CHAMPIONS



## 1988: Furman 17, Georgia Southern 12

Dec. 17, 1988, Pocatello, Idaho

Unheralded Furman (13-2) downed Georgia Southern (12-3), 17-12, to capture the 1988 I-AA national championship.

Coach Erk Russell's team scored first when David Cool booted a 55-yard field goal, the longest in school history, to give the Eagles a 3-0 advantage midway through the first quarter. Furman's Frankie DeBusk moved the Paladins 88 yards in 13 plays and his 19-yard pass to Greg Key gave Furman the lead. Glen Connally's 36-yard field goal gave Furman a 10-3 lead at intermission.

After Cool's 48-yard field goal midway through the third quarter made it 10-6, Furman responded and scored on Dwight Sterling's 5-yard run to cap an 80-yard drive. Connally's extra point gave the Paladins a 17-6 cushion late in the third quarter. Georgia Southern's Mark Giles blocked a Bruce Leicht punt and returned it 30 yards for a touchdown with 12:22 left to make the score 17-12.

All-American linebacker Jeff Blankenship intercepted a Raymond Gross pass in the final minutes to seal the title for the Paladins.

	1Q	2Q	3Q	4Q	F
Georgia Southern	3	0	3	6	- 12
Furman	7	3	7	0	- 17

GSU- David Cool 55 FG

FUR- Greg Key 19 pass from Frankie DeBusk (Glen Connally kick)


FUR- Connally 36 FG

GSU- Cool 48 FG

FUR- Dwight Sterling 5 run (Connally kick)

GSU- Mark Giles 39 blocked punt return (pass failed)

Team Stats	FUR	GSU
First Downs	17	14
Rushes-Yards	54-231	52-134
Passing Yards	124	64
Passes	7-11-1	5-17-2
Plays-Yards	65-335	69-198
Fumbles-Lost	2-1	5-1
Penalties-Yards	5-34	3-27
Punts-Average	5-32.2	4-47.3
Possession	33:09	26:51



Sophomore quarterback Frankie DeBusk (22) led Furman to the 1988 national championship with a 17-12 win over Georgia Southern, as the Paladins became the first SoCon team and the first private school to claim the nation's top prize.

## 1992: Marshall 31, Youngstown State 28

Dec. 19, 1992, Huntington, W.Va.

Willy Merrick, taking over the kicking duties after his brother was suspended, booted a game-winning 22-yard field goal with 10 seconds left to lift Marshall (12-3) to the I-AA Championship title with a 31-28 victory over Youngstown State (11-3-1). It was the first field goal of Merrick's career and he added four extra points in the title game.

Marshall led 14-0 at intermission and increased the lead to 28-0 midway through the third quarter. But coach Jim Tressell's Penguins scored 28 straight points to tie the game on Kevin Smith's third touchdown of the day, a 10-yard run with 3:28 to go in the contest setting up Merrick's last-second heroics.

The Thundering Herd drove 76 yards in 14 plays and Michael Payton completed 7-of-9 passes for 60 yards in the game-winning drive. After a Marshall timeout, center Merrick kicked the game-winning field goal squarely through the uprights. Youngstown State drove to its own 29-yard line as the game ended.

	1Q	2Q	3Q	4Q	F
Youngstown State	0	0	14	14	- 28
Marshall	0	14	14	3	- 31

MU- Mike Bartum 6 pass from Michael Payton (Willy Merrick kick)

MU- Orlando Hatchett 5 run (Merrick kick)

MU- Glenn Pedro 1 run (Merrick kick)

MU- Hatchett 22 pass from Payton (Merrick kick)

YSU- Darian Williams 30 pass from Mike Cochran (Jeff Wilkins kick)


YSU- Kevin Smith 4 run (Wilkins kick)

YSU- Smith 1 run (Wilkins kick)

YSU- Smith 10 run (Wilkins kick)

MU- Merrick 25 FG

Team Stats	MU	YSU
First Downs	26	17
Rushes-Yards	42-185	34-116
Passing Yards	270	256
Passes	25-40-1	18-31-2
Plays-Yards	82-455	65-372
Fumbles-Lost	0-0	1-1
Penalties-Yards	7-40	3-20
Punts-Average	5-39.8	6-41.6
Possession	32:03	27:57



Willy Merrick kicked his first career field goal with 10 seconds remaining to send Marshall to its first FCS title with a 31-28 victory over Youngstown State.





# FCS NATIONAL CHAMPIONS

## 1996: Marshall 49, Montana 29

Dec. 21, 1996, Huntington, W.Va.

In its final game in Division I-AA and as a member of the Southern Conference, No. 2-ranked Marshall (15-0) completed a perfect season by downing No. 1-ranked Montana (14-1), 49-29, to win its second national championship in five years. It marked the first time that two undefeated teams had met in the title game. The game was a rematch of the 1995 championship contest, won by Montana, 22-20.

Wide receiver Randy Moss, who would go on to NFL stardom, hauled in nine passes for 220 yards and four touchdowns leading the Thundering Herd to the victory. Moss set playoff records for touchdown receptions (9) and receiving yardage (636).

Coach Bob Pruett's team built a 46-6 lead in the fourth quarter. Eric Kresser tied a school and conference record with his 35th touchdown pass of the season.

Griz quarterback Brian Ah Yat set playoff records for pass completions (36) while wide receiver Joe Douglass set a playoff mark with 13 receptions.

Marshall downed Delaware (59-14), Furman (54-0) and Northern Iowa (31-14) setting up the title game with the Grizzlies.

	1Q	2Q	3Q	4Q	F
Marshall	14	9	16	10	- 49
Montana	0	6	0	23	- 29

- MU- Randy Moss 19 pass from Eric Kresser (Tim Openlander kick)
- MU- Marshall Chapman 61 run (Openlander kick)
- MU- Moss 70 pass from Kresser (kick failed)
- MU- Openlander 20 FG
- MON- Andy Larson 40 FG
- MON- Larson 27 FG
- MU- Moss 54 pass from Kresser (Openlander kick)
- MU- Chapman 9 run (Openlander kick)
- MU- Safety, Ah Yat intentional grounding
- MU- Moss 28 pass from Kresser (Openlander kick)
- MON- Joe Douglass 4 pass from Brian Ah Yat (Dallas Neil pass from Ah Yat)
- MON- Josh Branan 2 run (Neil pass from Ah Yat)
- MU- Openlander 37 FG
- MON- Jeff Paffhausen 18 pass from Ah Yat (Larson kick)

Team Stats	MU	MON
First Downs	21	31
Rushes-Yards	36-217	35-95
Passing Yards	324	335
Passes	18-28-0	36-55-1
Plays-Yards	64-541	90-430
Fumbles-Lost	0-0	2-1
Penalties-Yards	9-79	8-49
Punts-Average	5-38.8	4-42.5
Possession	28:47	31:13



Randy Moss hauled in four touchdown passes in Marshall's 49-29 championship victory over Montana as the Thundering Herd avenged a two-point loss to the Grizzlies in 1995.

## 1999: Georgia Southern 59, Youngstown State 24

Dec. 18, 1999, Chattanooga, Tenn.

Adrian Peterson ran for a playoff record 247 yards on 25 carries and scored three touchdowns as Georgia Southern (13-2) defeated Youngstown State, 59-24, to win the I-AA Championship in Chattanooga, Tenn.

Peterson, along with teammates Bennie Cunningham (129 yards and one touchdown) and Greg Hill (111 yards and one score), all rushed for 100 or more yards. In all, seven different players scored touchdowns for the Eagles.

Youngstown State scored on its first two drives and led 10-7 early in the second quarter, but Georgia Southern amassed 210 of its 638 yards on the ground in the second quarter when the Eagles scored four times to build a 38-14 lead at intermission. After Mark Griffith booted a 30-yard field goal in the third quarter to make the score 38-17, coach Paul Johnson's team scored three touchdowns to put the game out of reach.

The game pitted I-AA's winningest team in the previous 10 years (100), Youngstown State, against Georgia Southern, which amassed more playoff wins than any other team.

	1Q	2Q	3Q	4Q	F
Georgia Southern	10	28	7	14	- 59
Youngstown State	7	7	3	7	- 24

- GSU- Chris Chambers 25 FG
- YSU- Adrian Brown 2 run (Mark Griffith kick)
- GSU- Greg Hill 42 run (Chambers kick)
- YSU- Jeff Ryan 3 run (Griffith kick)
- GSU- Adrian Peterson 3 run (Chambers kick)
- GSU- Bennie Cunningham 57 run (Chambers kick)
- GSU- Peterson 22 run (Chambers kick)
- GSU- Anthony Williams 72 punt return (Chambers kick)
- YSU- Griffith 30 FG
- GSU- Peterson 1 run (Chambers kick)
- GSU- Mark Myers 5 run (Chambers kick)
- GSU- J.R. Revere 66 run (Chambers kick)
- YSU- Brown 1 run (Griffith kick)

Team Stats	GSU	YSU
First Downs	24	17
Rushes-Yards	59-638	44-163
Passing Yards	17	175
Passes	1-4-0	11-20-1
Plays-Yards	63-655	64-338
Fumbles-Lost	1-0	1-0
Penalties-Yards	9-82	3-11
Punts-Average	1-25.0	7-36.0
Possession	27:47	32:13



Adrian Peterson shredded the Youngstown State defense for 247 yards and three touchdowns to give Georgia Southern its fifth national championship and first in nine seasons.

#SoConFB

# FCS NATIONAL CHAMPIONS



## 2000: Georgia Southern 27, Montana 25

Dec. 16, 2000, Chattanooga, Tenn.

Adrian Peterson rushed for 148 yards and two touchdowns and Georgia Southern withstood a fourth-quarter rally to defeat Montana 27-25 to win the school's second consecutive and sixth overall national crown.

Georgia Southern led 13-0 after one quarter when James McCoy recovered a fumble in the end zone for a score and Chris Johnson hauled in a 49-yard TD pass from J.R. Revere. After Chris Snyder put Montana on the board with a 38-yard field goal, Peterson bulled in from one-yard out to make the score 20-3 at halftime.

But Montana scored on three possessions in the second half to take a 23-20 lead in the fourth quarter. John Edwards connected with Etu Molden on a 17-yard scoring strike, Vince Huntsberger rambled 65 yards for a score and Yo Humphrey scored from two-yards out to give the Penguins the lead.

The Eagles answered on their first play from scrimmage when Peterson ran 57-yards to give Georgia Southern a 27-23 lead with 11:29 left. Montana scored with 15 seconds left when Scott Shelton was tackled in the end zone rather than attempt a punt.

	1Q	2Q	3Q	4Q	F
Georgia Southern	13	7	0	7	- 27
Montana	3	0	6	16	- 25

- GSU- James McCoy fumble recovery in end zone (Scott Shelton kick)
- GSU- Chris Johnson 49 pass from J.R. Revere (kick failed)
- UM- Chris Snyder 38 FG
- GSU- Adrian Peterson 1 run (Shelton kick)
- UM- Etu Molden 17 pass from John Edwards (kick failed)
- UM- Vince Huntsberger 65 run (kick failed)
- UM- Yo Humphrey 2 run (Humphrey pass from Edwards)
- GSU- Peterson 57 run (Shelton kick)
- UM- Team Safety, Shelton tackled in end zone

Team Stats	GSU	UM
First Downs	14	28
Rushes-Yards	51-277	36-211
Passing Yards	113	276
Passes	5-8-0	29-52-2
Plays-Yards	59-390	88-487
Fumbles-Lost	4-2	2-1
Penalties-Yards	8-60	5-36
Punts-Average	6-39.2	4-28.8
Possession	27:39	32:32



Adrian Peterson rushed for 148 yards and two of Georgia Southern's four touchdowns as it rallied past Montana to win its sixth national championship.

## 2005: Appalachian State 21, Northern Iowa 16

Dec. 16, 2005, Chattanooga, Tenn.

Appalachian State (12-3) rallied from a 16-7 halftime deficit to post a 21-16 victory over Northern Iowa and claim the 2005 national championship in Chattanooga, Tenn.

Without quarterback Richie Williams, who missed the first half with a severe ankle injury, the Mountaineer offense sputtered and Northern Iowa took advantage as Brian Wingert kicked field goals of 50, 26 yards and 21 yards and David Horn scored from two yards out. Kevin Richardson kept Appalachian State in the game with a five-yard touchdown run.

Richardson's one-yard run in the third quarter closed the game to 16-14. Midway through the fourth quarter, Appalachian State defensive end Marques Murrell stripped the ball from Northern Iowa quarterback Eric Sanders. Jason Hunter scooped up the ball and rambled 15 yards for the game-winning score with 9:14 to play to the delight of the more than 12,000-plus Appalachian State fans that made the trip to Tennessee for the contest.

Murrell and Hunter combined for two sacks down the stretch to snuff out a Northern Iowa rally.

	1Q	2Q	3Q	4Q	F
Appalachian State	0	7	7	7	- 21
Northern Iowa	6	10	0	0	- 16

- UNI- Brian Wingert 50 FG
- UNI- Wingert 26 FG
- APP- Kevin Richardson 5 run (Julian Rauch kick)
- UNI- David Horn 2 run (Wingert kick)
- UNI- Wingert 21 FG
- APP- Richardson 1 run (Rauch kick)
- APP- Jason Hunter 15 fumble recovery (Rauch kick)

Team Stats	APP	UNI
First Downs	18	21
Rushes-Yards	28-46	47-102
Passing Yards	252	181
Passes	19-42-1	17-31-0
Plays-Yards	60-298	78-283
Fumbles-Lost	2-2	3-1
Penalties-Yards	4-40	5-45
Punts-Average	7-41.9	9-37.9
Possession	23:34	36:26



Zach Johnson (10) and Richie Williams (7) celebrate as Appalachian State wrapped up its first national championship with a 21-16 come-from-behind win over Northern Iowa.





# FCS NATIONAL CHAMPIONS

## 2006: Appalachian State 28, Massachusetts 17

Dec. 15, 2006, Chattanooga, Tenn.

Kevin Richardson scored four touchdowns to lead No. 1-ranked Appalachian State (14-1) to a 28-17 victory over No. 3-ranked Massachusetts. Richardson also rushed for 179 of Appalachian State's 285 yards on the ground.

The Minutemen scored on their first possession to take a 7-0 lead when Matt Lawrence scored from 1 yard out. The Mountaineers answered when Richardson burst through the line for a 45-yard score with 1:15 left in the first quarter. Richardson's 6-yard TD run with 49 seconds left in the half gave Appalachian State a 14-7 lead.

Liam Coen connected with Brad Lisorti for a 17-yard score with 4:22 left in the third quarter. Tied 14-14 entering the fourth quarter, Appalachian State took the lead for good when Richardson scored on a four-yard jaunt with 13:22 to go. Following a 42-yard field goal by Chris Koeplin for the Minutemen, Richardson scored again, this time from 2 yards out with 1:51 to go to put the game out of reach.

An overflow crowd of 22,808 were on hand for the contest, including some 15,000 Mountaineers fans on hand to watch Appalachian State repeat as national champion.

	1Q	2Q	3Q	4Q	F
Appalachian State	7	7	0	14	- 28
Massachusetts	7	0	7	3	- 17

- UM- Matt Lawrence 1 run (Chris Koeplin kick)
- APP- Kevin Richardson 45 run (Julian Rauch kick)
- APP- Richardson 6 run (Rauch kick)
- UM- Brad Listorti 17 pass from Liam Coen (Koeplin kick)
- APP- Richardson 4 run (Rauch kick)
- UM- Koeplin 42 FG
- APP- Richardson 2 run (Rauch kick)

Team Stats	APP	UMass
First Downs	24	19
Rushes-Yards	53-285	32-151
Passing Yards	146	221
Passes	12-19-1	20-33-2
Plays-Yards	72-431	65-372
Fumbles-Lost	0-0	0-0
Penalties-Yards	3-15	2-25
Punts-Average	4-31.5	4-44.8
Possession	33:10	26:50



Kevin Richardson rushed for 179 yards and four touchdowns as Appalachian State became just the fifth team to repeat as national champion.

## 2007: Appalachian State 49, Delaware 21

Dec. 14, 2007, Chattanooga, Tenn.

Three months after Appalachian State (13-2) stunned the college football world with a 34-32 upset at No. 5-ranked Michigan, coach Jerry Moore's team closed the deal with a 49-21 victory over Delaware (11-4) to annex its third consecutive national title.

Armanti Edwards threw for three touchdowns as the Mountaineers built a 21-0 lead and cruised to the win over the Blue Hens to become only the third team to win three straight FCS national crowns.

Kevin Richardson, Devon Moore, Daniel Kilgore and Dexter Jackson all scored first-half touchdowns as the Mountaineers led 28-7 at intermission as most of the 23,010 fans in attendance stood throughout awaiting the three-peat.

Richards caught an 8-yard TD pass late in the third quarter but Delaware's Omar Cuff answered with a touchdown of his own with 54 seconds left in the third quarter. Richardson and Trey Elder scored fourth quarter touchdowns to put the game out of reach.

Edwards completed 9-of-15 passes for 198 yards and rushed for 89 more in the triumph.

	1Q	2Q	3Q	4Q	F
Delaware	0	7	7	7	- 21
Appalachian State	14	14	7	14	- 49

- APP- Kevin Richardson 19 pass from Armanti Edwards (Julian Rauch kick)
- APP- Devon Moore 46 run (Rauch kick)
- APP- Daniel Kilgore fumble recovery in end zone (Rauch kick)
- UD- Mark Duncan 39 pass from Joe Flacco (Jon Striefsky kick)
- APP- Dexter Jackson 60 pass from Edwards (Rauch kick)
- APP- Richardson 8 pass from Edwards (Rauch kick)
- UD- Omar Cuff 1 run (Striefsky kick)
- APP- Richardson 6 run (Rauch kick)
- APP- Trey Elder 53 run (Rauch kick)
- UD- Duncan 75 kickoff return (Striefsky kick)

Team Stats	Del	APP
First Downs	24	26
Rushes-Yards	31-98	51-358
Passing Yards	334	198
Passes	23-48-0	9-15-0
Plays-Yards	79-432	66-556
Fumbles-Lost	0-0	1-0
Penalties-Yards	9-94	9-87
Punts-Average	4-32.8	4-38.2
Possession	27:53	32:07



Armanti Edwards amassed 287 total yards (198 passing, 89 rushing) and threw three touchdown passes in a 49-21 rout of Delaware to lead Appalachian State to its record-breaking third straight FCS title in 2007.

## INDIVIDUAL RECORDS

### Most points

32, Adrian Peterson (GSU) vs. Massachusetts, 12/4/99  
 24, John Bagwell (FUR) vs. Ga. Southern, 12/21/85  
 24, Chris Parker (MAR) vs. Delaware, 12/4/93  
 24, Randy Moss (MAR) vs. Montana, 12/21/96  
 24, Greg Hill (GSU) vs. Florida A&M, 11/29/97  
 24, Kevin Richardson (APP) vs. Montana State, 12/2/06  
 24, Kevin Richardson (APP) vs. Massachusetts, 12/15/06  
 24, Armanti Edwards (APP) vs. Richmond, 12/7/07  
 24, Dane Romero (WOF) vs. James Madison, 11/29/08  
 24, Jerick McKinnon (GSU) at Old Dominion, 12/8/2012

### Yards rushing

333, Adrian Peterson (GSU) vs. Massachusetts, 12/4/99  
 316, Jerick McKinnon (GSU) vs. Central Arkansas, 12/1/2012  
 313, Armanti Edwards (APP) vs. Richmond, 12/7/07  
 264, DeAndre Presley (APP) vs. Western Illinois, 12/4/10  
 255, Dominique Swope (GSU) vs. Old Dominion, 12/3/11  
 247, Adrian Peterson (GSU) vs. Youngstown State, 12/18/99  
 247, Eric Breitenstein (WOF) vs. New Hampshire, 12/1/12  
 238, Greg Hill (GSU) vs. Florida A&M, 11/29/97  
 236, John Settle (APP) vs. Nicholls State, 11/29/86  
 232, Adrian Peterson (GSU) vs. Connecticut, 12/5/98

### Rushing attempts

41, Chris Parker (MAR) vs. Troy State, 12/11/93  
 40, Chris Parker (MAR) vs. Howard, 12/18/95  
 38, Chris Parker (MAR) vs. Boise State, 12/10/94  
 37, John Settle (APP) vs. Nicholls State, 11/29/86  
 36, Chris Parker (MAR) vs. Middle Tennessee State, 11/26/94  
 35, Jimmy Watkins (APP) vs. William & Mary, 12/1/01  
 34, Ron Darby (MAR) vs. Appalachian State, 12/12/87  
 34, Adrian Peterson (GSU) vs. Delaware, 12/9/00  
 33, Chris Parker (MAR) vs. Delaware, 11/27/93  
 33, Damon Scott (APP) vs. James Madison, 11/25/95  
 33, Adrian Peterson (GSU) vs. Connecticut, 12/5/98  
 33, Louis Ivory (FUR) vs. Hofstra, 11/25/00  
 33, Louis Ivory (FUR) vs. Western Kentucky, 12/1/01  
 33, Terrance McCall (APP) vs. Tennessee State, 11/28/98  
 33, Dominique Allen (CIT) at Coastal Carolina, 11/28/15

### Touchdowns rushing

5, Adrian Peterson (GSU) vs. Massachusetts, 12/4/99  
 4, John Bagwell (FUR) vs. Georgia Southern, 12/21/85  
 4, Chris Parker (MAR) vs. Delaware, 12/4/93  
 4, Greg Hill (GSU) vs. Northern Arizona, 11/27/99  
 4, Jimmy Watkins (APP) vs. William & Mary, 12/1/01  
 4, Kevin Richardson (APP) vs. Montana State, 12/2/06  
 4, Kevin Richardson (APP) vs. Massachusetts, 12/15/06  
 4, Kevin Richardson (APP) vs. Richmond, 12/7/07  
 4, Dane Romero (WOF) vs. James Madison, 11/29/08  
 4, Jerick McKinnon (GSU) at Old Dominion, 12/8/12

### Yards passing

474, Tony Petersen (MAR) vs. Northeast Louisiana, 12/19/87  
 449, Eric Kresser (MAR) vs. Delaware, 11/30/96  
 433, Armanti Edwards (APP) vs. South Carolina St., 11/29/08  
 396, Devlin Hodges (SAM) at Kennesaw State, 11/25/17  
 387, Tony Petersen (MAR) vs. James Madison, 11/28/87  
 376, Jeff Gilbert (WCU) vs. Colgate, 11/26/83  
 373, Jamal Jackson (APP) vs. Illinois State, 12/1/12  
 372, Devlin Hodges (SAM) at Youngstown State, 11/26/16  
 367, Richie Williams (APP) vs. Southern Illinois, 12/3/05  
 363, Michael Payton (MAR) vs. Youngstown State, 12/21/91

### Completions

39, Devlin Hodges (SAM) at Kennesaw State, 11/25/17  
 33, Jamal Jackson (APP) vs. Illinois State, 12/1/12  
 33, Devlin Hodges (SAM) at Youngstown State, 11/26/16  
 31, DeAndre Presley (APP) vs. Villanova, 12/11/10  
 30, Michael Payton (MAR) vs. Youngstown State, 12/21/91  
 29, Greg Ryan (ETSU) vs. Montana, 12/7/96  
 29, Armanti Edwards (APP) vs. South Carolina St., 11/29/08  
 28, Jeff Gilbert (WCU) vs. Holy Cross, 12/3/83  
 28, Tony Petersen (MAR) vs. Northeast Louisiana, 12/19/87  
 28, Armanti Edwards (APP) vs. Montana, 12/12/09  
 28, Jacob Huesman (UTC) at New Hampshire, 12/12/14

### Passing attempts

66, Devlin Hodges (SAM) at Kennesaw State, 11/25/17  
 56, DeAndre Presley (APP) vs. Villanova, 12/11/10  
 54, Tony Petersen (MAR) vs. Northeast Louisiana, 12/19/87  
 54, Armanti Edwards (APP) vs. Montana, 12/12/09  
 52, Jeff Gilbert (WCU) vs. Holy Cross, 12/3/83  
 51, Greg Ryan (ETSU) vs. Montana, 12/7/96  
 51, Devlin Hodges (SAM) at Youngstown State, 11/26/16  
 49, Joe Burchette (APP) vs. Montana, 12/9/00  
 47, Jeff Gilbert (WCU) vs. Colgate, 11/26/83  
 45, Jeff Gilbert (WCU) vs. Furman, 12/10/83  
 45, Jamal Jackson (APP) vs. Illinois State, 12/1/12

### Touchdown passes

4, Tony Petersen (MAR) vs. James Madison, 11/28/87  
 4, Tony Petersen (MAR) vs. Weber State, 12/5/87  
 4, Tony Petersen (MAR) vs. Northeast Louisiana, 12/19/87  
 4, Eric Kresser (MAR) vs. Montana, 12/21/96  
 4, Ingle Martin (FUR) vs. Jacksonville State, 11/27/04  
 4, Armanti Edwards (APP) vs. South Carolina St., 11/29/08  
 3, Jeff Gilbert (WCU) vs. Colgate, 11/26/83  
 3, Jeff Gilbert (WCU) vs. Holy Cross, 12/3/83  
 3, Michael Payton (MAR) vs. Northern Iowa, 12/7/91  
 3, Todd Donnan (MAR) vs. Middle Tennessee State, 12/5/92  
 3, Todd Donnan (MAR) vs. Middle Tennessee State, 11/26/94  
 3, Greg Ryan (ETSU) vs. Villanova, 11/30/96  
 3, Richie Williams (APP) vs. Southern Illinois, 12/3/05  
 3, Armanti Edwards (APP) vs. Coastal Carolina, 11/25/06  
 3, Armanti Edwards (APP) vs. Richmond, 12/7/07  
 3, Armanti Edwards (APP) vs. Delaware, 12/14/07  
 3, Devlin Hodges (SAM) at Youngstown State, 11/26/16

### Receptions

13, Sean Price (APP) vs. Illinois State, 12/1/12  
 12, Bear Rinehart (FUR) vs. Villanova, 11/30/02  
 12, Terrell Hudgins (Elon) vs. Richmond, 11/28/09  
 12, Chris Shelling (SAM) at Kennesaw State, 11/25/17  
 11, Anthony Stringfield (ETSU) vs. Montana, 12/7/96  
 11, Troy Albea (APP) vs. Montana, 12/9/00  
 11, Justin Stepp (FUR) vs. Richmond, 12/3/05  
 11, Andrew Peacock (APP) vs. Illinois State, 12/1/12  
 11, Karel Hamilton (SAM) at Youngstown State, 11/26/16  
 11, Kelvin McKnight (SAM) at Youngstown State, 11/26/16

### Receiving yards

288, Randy Moss (MAR) vs. Delaware, 11/30/96  
 220, Randy Moss (MAR) vs. Montana, 12/21/96  
 195, Mike Barber (MAR) vs. Northeast Louisiana, 12/19/87  
 189, Troy Brown (MAR) vs. Middle Tennessee State, 12/5/92  
 188, Troy Brown (MAR) vs. Eastern Kentucky, 11/28/92  
 186, Brian Dowler (MAR) vs. Northern Iowa, 12/7/91  
 186, Chris Shelling (SAM) at Kennesaw State, 11/25/17  
 177, Troy Albea (APP) vs. Montana, 12/9/00  
 167, Terrell Hudgins (Elon) vs. Richmond, 11/28/09  
 167, Sean Price (APP) vs. Illinois State, 12/1/12

### Touchdowns receiving

4, Randy Moss (MAR) vs. Montana, 12/21/96  
 3, Keith Baxter (MAR) vs. Weber State, 12/5/87  
 3, Brian Dowler (MAR) vs. Northern Iowa, 12/7/91  
 3, Troy Brown (MAR) vs. Middle Tennessee State, 12/5/92  
 3, Randy Moss (MAR) vs. Delaware, 11/30/96  
 3, Corey Joyner (GSU) vs. Western Illinois, 12/5/98  
 3, Kelvin McKnight (SAM) at Youngstown State, 11/26/16  
 2, Eric Rasheed (WCU) vs. Colgate, 11/26/83  
 2, Eric Rasheed (WCU) vs. Holy Cross, 12/3/83  
 2, Troy Douglas (APP) vs. Nicholls State, 11/29/86  
 2, Sean Doctor (MAR) vs. James Madison, 11/28/87  
 2, Keith Baxter (MAR) vs. Northeast Louisiana, 12/19/87  
 2, Troy Brown (MAR) vs. Eastern Kentucky, 11/28/92  
 2, Shawn Goodwyn (MAR) vs. Middle Tenn. St., 11/26/94  
 2, Anthony Stringfield (ETSU) vs. Villanova, 11/30/96  
 2, Jody Wade (MAR) vs. Northern Arizona, 11/30/96  
 2, Randy Moss (MAR) vs. Furman, 12/7/96  
 2, Isaac West (FUR) vs. Jacksonville State, 11/27/04  
 2, Nic Cardwell (APP) vs. Richmond, 12/7/07  
 2, Kevin Richardson (APP) vs. Delaware, 12/14/07  
 2, Brian Quick (APP) vs. South Carolina State, 11/29/08  
 2, Alphonso Stewart (UTC) vs. Weber State, 11/26/16  
 2, Andy Schumpert (FUR) at Elon, 11/25/17

### Extra-point attempts


10, Chris Chambers (GSU) vs. Northern Arizona, 11/27/99  
 8, Kevin Esvall (FUR) vs. Rhode Island, 12/7/85  
 8, Tim Openlander (MAR) vs. Delaware, 11/30/96  
 8, Julian Rauch (APP) vs. Richmond, 12/7/07  
 7, John Mitchell (GSU) vs. Weber State, 12/5/87  
 7, Tim Openlander (MAR) vs. Furman, 12/7/96  
 7, Chris Chambers (GSU) vs. Connecticut, 12/5/98  
 7, Scott Shelton (GSU) vs. Florida A&M, 12/1/01  
 7, Scott Beckler (FUR) vs. Jacksonville State, 11/27/04  
 7, Julian Rauch (APP) vs. Youngstown State, 12/9/06  
 7, John Mitchell (APP) vs. Delaware, 12/14/07  
 7, Adrian Mora (GSU) vs. Old Dominion, 12/3/11  
 7, Alex Hanks (GSU) at Old Dominion, 12/1/12

### Field goals made

4, Scott Shelton (GSU) vs. Florida A&M, 12/1/01  
 4, Luke Carter (WOF) vs. Elon, 11/24/18  
 3, Dean Biasucci (WCU) vs. Furman, 12/10/83  
 3, David Merrick (MAR) vs. Eastern Kentucky, 11/28/92  
 3, Mark Wright (APP) vs. Montana, 12/9/00  
 3, Adrian Mora (GSU) at Wofford, 12/11/10

### Field-goal attempts

5, Luke Carter (WOF) vs. Elon, 11/24/18  
 4, Dean Biasucci (WCU) vs. Furman, 12/10/83  
 4, Bjorn Nitto (APP) vs. Nicholls State, 11/29/86  
 4, Scott Shelton (GSU) vs. Florida A&M, 12/1/01  
 4, Adam Shreiner (Elon) vs. Richmond, 11/28/09  
 4, Adrian Mora (GSU) at Wofford, 12/11/10  
 4, Eric Goins (CIT) at Coastal Carolina, 11/28/15  
 4, Cody Clark (CIT) vs. Wofford, 12/3/16  
 4, Henrique Ribeiro (UTC) at Sam Houston State, 12/3/16



*Marshall's Tony Petersen owns the top single-game FCS Playoff marks in SoCon history in touchdown passes and yards passing, setting both records in 1987. Petersen threw for four touchdowns three times in the playoffs that season, setting the record against James Madison on Nov. 18 and matching it a week later against Weber State. Two weeks after that, Petersen threw another four touchdowns and passed for a SoCon FCS Playoff-record 474 yards against Northeast Louisiana in a 43-42 loss in the title game, obliterating the record of 387 yards he set against JMU.*





# FCS PLAYOFF RECORDS

## TEAM RECORDS

### Points scored

72, Georgia Southern vs. Northern Arizona, 11/27/99  
 60, Georgia Southern vs. Florida A&M, 12/1/01  
 59, Furman vs. Rhode Island 12/7/85  
 59, Marshall vs. Delaware, 11/30/96  
 55, Appalachian State vs. Richmond, 12/7/07  
 55, Georgia Southern vs. Old Dominion, 12/3/11  
 54, Marshall vs. Furman, 12/7/96  
 52, Georgia Southern vs. Florida A&M, 11/29/97  
 52, Georgia Southern vs. Connecticut, 12/5/98  
 51, Marshall vs. Weber State, 12/5/87

### First downs

35, Marshall vs. Middle Tennessee State, 11/26/94  
 32, Georgia Southern at Old Dominion, 12/1/12  
 30, Georgia Southern vs. Connecticut, 12/5/98  
 30, Georgia Southern vs. Hofstra, 12/2/00  
 30, Appalachian State vs. South Carolina State, 11/29/08  
 29, Georgia Southern vs. Northern Arizona, 11/27/99  
 29, Appalachian State vs. Richmond, 12/7/07  
 29, Appalachian State vs. Montana, 12/12/09  
 29, Chattanooga at Sam Houston State, 12/3/16  
 28, Furman vs. Georgia Southern, 12/21/85  
 28, Appalachian State vs. Coastal Carolina, 11/25/06  
 28, Appalachian State vs. Eastern Washington, 12/1/07  
 28, Georgia Southern vs. Old Dominion, 12/3/11  
 28, Chattanooga vs. Fordham, 11/28/15  
 28, Samford at Kennesaw State, 11/25/17

### Total offense

689, Marshall vs. Delaware, 11/30/96  
 659, Georgia Southern vs. Northern Arizona, 11/27/99  
 655, Georgia Southern vs. Youngstown State, 12/18/99  
 632, Georgia Southern at Old Dominion, 12/1/12  
 617, Appalachian State vs. Richmond, 12/7/07  
 611, Georgia Southern vs. Connecticut, 12/5/98  
 607, Georgia Southern vs. Old Dominion, 12/3/11  
 595, Georgia Southern vs. Massachusetts, 12/19/98  
 586, Furman vs. Eastern Kentucky, 11/24/90  
 576, Marshall vs. Northeast Louisiana, 12/19/87

### Rushing attempts

78, The Citadel at Coastal Carolina, 11/28/15  
 77, Georgia Southern vs. South Carolina State, 11/27/10  
 76, Georgia Southern vs. Appalachian State, 12/8/01  
 73, Georgia Southern vs. Connecticut, 12/5/98  
 72, Wofford vs. Western Kentucky, 12/6/03  
 71, Georgia Southern at Old Dominion, 12/1/12  
 71, Wofford vs. New Hampshire, 12/1/12  
 70, Georgia Southern vs. Hofstra, 12/2/00  
 68, Appalachian State vs. James Madison, 11/25/95  
 68, Georgia Southern vs. Delaware, 12/9/00

### Rushing yards

638, Georgia Southern vs. Youngstown State, 12/18/99  
 602, Georgia Southern at Old Dominion, 12/1/12  
 557, Georgia Southern vs. Northern Arizona, 11/27/99  
 530, Georgia Southern vs. Connecticut, 12/5/98  
 524, The Citadel at Coastal Carolina, 11/28/15  
 479, Georgia Southern vs. McNeese State, 11/25/00  
 477, Georgia Southern vs. Old Dominion, 12/3/11  
 470, Georgia Southern vs. Massachusetts, 12/4/99  
 457, Georgia Southern vs. Colgate, 11/28/98  
 457, Georgia Southern vs. Massachusetts, 12/19/98

### Rushing touchdowns

8, Georgia Southern vs. Northern Arizona, 11/27/99  
 7, Georgia Southern vs. Colgate, 11/28/98  
 7, Georgia Southern vs. Connecticut, 12/5/98  
 7, Georgia Southern vs. Youngstown State, 12/18/99  
 7, Georgia Southern at Old Dominion, 12/1/12  
 6, Georgia Southern vs. Florida A&M, 11/29/97  
 6, Appalachian State vs. Youngstown State, 12/9/06  
 6, Georgia Southern vs. Old Dominion, 12/3/11  
 5, Furman vs. Georgia Southern, 12/21/85  
 5, Georgia Southern vs. Massachusetts, 12/19/98  
 5, Georgia Southern vs. Massachusetts, 12/4/99  
 5, Georgia Southern vs. Massachusetts, 12/4/99  
 5, Georgia Southern vs. McNeese State, 11/25/00

5, Georgia Southern vs. Hofstra, 12/2/00  
 5, Appalachian State vs. William & Mary, 12/1/01  
 5, Furman vs. Villanova, 11/30/02  
 5, Wofford vs. Western Kentucky, 12/6/03  
 5, Appalachian State vs. Montana State, 12/2/06  
 5, Appalachian State vs. Richmond, 12/7/07  
 5, Wofford at James Madison, 11/29/08

### Passing yards

474, Marshall vs. Northeast Louisiana, 12/19/87  
 449, Marshall vs. Delaware, 11/30/96  
 433, Appalachian State vs. South Carolina State, 11/29/08  
 396, Samford at Kennesaw State, 11/25/17  
 387, Marshall vs. James Madison, 11/28/87  
 383, Appalachian State vs. Illinois State, 12/12  
 376, Western Carolina vs. Holy Cross, 12/3/83  
 372, Samford at Youngstown State, 11/26/16  
 367, Appalachian State vs. Southern Illinois, 12/3/05  
 363, Marshall vs. Youngstown State, 12/21/91

### Passing completions

39, Samford at Kennesaw State, 11/25/17  
 35, ETSU vs. Montana, 12/7/96  
 34, Appalachian State vs. Illinois State, 12/1/12  
 33, Samford at Youngstown State, 11/26/16  
 31, Appalachian State vs. Villanova, 12/11/10  
 30, Marshall vs. Youngstown State, 12/21/91  
 30, Marshall vs. Eastern Kentucky, 11/28/92  
 29, Appalachian State vs. South Carolina State, 11/29/08  
 28, Western Carolina vs. Holy Cross, 12/3/83  
 28, Appalachian State vs. Montana, 12/12/09  
 28, Chattanooga at New Hampshire, 12/12/14

### Passing attempts

66, Samford at Kennesaw State, 11/25/17  
 64, ETSU vs. Montana, 12/7/96  
 56, Appalachian State vs. Villanova, 12/11/10  
 54, Marshall vs. Northeast Louisiana, 12/19/87  
 54, Appalachian State vs. Montana, 12/12/09  
 52, Western Carolina vs. Holy Cross, 12/3/83  
 51, Samford at Youngstown State, 11/26/16  
 49, Appalachian State vs. Montana, 12/9/00  
 47, Western Carolina vs. Colgate, 11/26/83  
 46, Appalachian State vs. Illinois State, 12/1/12



J.J. Wilcox rushed for two touchdowns as Georgia Southern defeated South Carolina State, 41-16, in 2010 in its first playoff game in five seasons.

#SoConFB

# PRE-FCS HISTORY



## SOUTHERN CONFERENCE FOOTBALL BOWL HISTORY

Bowl	Site	Date	SoCon team	Opponent	W/L	Score
Rose	Pasadena, Calif.	Jan. 1, 1926	Alabama	Washington	W	20-19
Rose	Pasadena, Calif.	Jan. 1, 1927	Alabama	Stanford	T	7-7
Rose	Pasadena, Calif.	Jan. 1, 1929	Georgia Tech	California	W	8-7
Rose	Pasadena, Calif.	Jan. 1, 1931	Alabama	Washington State	W	24-0
Rose	Pasadena, Calif.	Jan. 1, 1932	Tulane	Southern California	L	21-12
Rose	Pasadena, Calif.	Jan. 2, 1939	Duke	Southern California	L	7-3
Cotton	Dallas, Texas	Jan. 1, 1940	Clemson	Boston College	W	6-3
Rose	Durham, N.C.	Jan. 1, 1942	Duke	Oregon State	L	20-16
Sugar	New Orleans, La.	Jan. 1, 1945	Duke	Alabama	W	29-26
Gator	Jacksonville, Fla.	Jan. 1, 1946	Wake Forest	South Carolina	W	26-14
Gator	Jacksonville, Fla.	Jan. 1, 1946	South Carolina	Wake Forest	L	26-14
Gator	Jacksonville, Fla.	Jan. 1, 1947	N.C. State	Oklahoma	L	34-13
Sugar	New Orleans, La.	Jan. 1, 1947	North Carolina	Georgia	L	20-10
Sun	El Paso, Texas	Jan. 1, 1947	Virginia Tech	Cincinnati	L	18-6
Dixie	Birmingham, Ala.	Jan. 1, 1947	William & Mary	Arkansas	L	21-19
Delta	Memphis, Tenn.	Jan. 1, 1948	William & Mary	Oklahoma A&M (State)	W	20-0
Gator	Jacksonville, Fla.	Jan. 1, 1948	Maryland	Georgia	T	20-20
Dixie	Birmingham, Ala.	Jan. 1, 1949	Wake Forest	Baylor	L	20-7
Gator	Jacksonville, Fla.	Jan. 1, 1949	Clemson	Missouri	W	24-23
Sugar	New Orleans, La.	Jan. 1, 1949	North Carolina	Oklahoma	L	14-6
Cotton	Dallas, Texas	Jan. 2, 1950	North Carolina	Rice	L	27-13
Gator	Jacksonville, Fla.	Jan. 2, 1950	Maryland	Missouri	W	20-7
Gator	Jacksonville, Fla.	Jan. 1, 1951	Washington & Lee	Wyoming	L	20-7
Orange	Miami, Fla.	Jan. 1, 1951	Clemson	Miami, Fla.	W	15-14
Gator	Jacksonville, Fla.	Jan. 1, 1952	Clemson	Miami, Fla.	L	14-0
Sugar	New Orleans, La.	Jan. 2, 1952	Maryland	Tennessee	W	28-13
Sugar	New Orleans, La.	Jan. 1, 1954	West Virginia	Georgia Tech	L	42-19
Sun	El Paso, Texas	Jan. 1, 1957	George Washington	UTEP	W	13-0
Tangerine	Orlando, Fla.	Dec. 30, 1960	The Citadel	Tennessee Tech	W	27-0
Tangerine	Orlando, Fla.	Dec. 12, 1964	East Carolina	Massachusetts	W	14-13
Liberty	Memphis, Tenn.	Dec. 19, 1964	West Virginia	Utah	L	32-6
Tangerine	Orlando, Fla.	Dec. 11, 1965	East Carolina	Maine	W	31-0
Tangerine	Orlando, Fla.	Dec. 27, 1968	Richmond	Ohio	W	49-42
Tangerine	Orlando, Fla.	Dec. 26, 1969	Davidson	Toledo	L	56-33
Tangerine	Orlando, Fla.	Dec. 28, 1970	William & Mary	Toledo	L	40-12
Tangerine	Orlando, Fla.	Dec. 28, 1971	Richmond	Toledo	L	28-3

**Total: 16-18-2**

## NATIONAL CHAMPIONS

Year	Team	Record	Coach	Organization
1925	Alabama	10-0	Wallace Wade	Helms Athletic Foundation, CFRA
1926	Alabama	9-0-1	Wallace Wade	Helms Athletic Foundation, CFRA
1927	Georgia	9-1-0	George "Kid" Woodruff	Boand System, Poling System
1928	Georgia Tech	10-0	William Alexander	International News Service
1930	Alabama	10-0	Wallace Wade	CFRA

CFRA - College Football Researchers Association





# YEAR-BY-YEAR STANDINGS

#SoConFB

1922	CONF			OVERALL		
	W	L	T	W	L	T
North Carolina	5	0	0	9	1	0
Georgia Tech	4	0	0	7	2	0
Vanderbilt	3	0	0	8	0	1
Virginia Tech	3	0	0	8	1	1
Florida	2	0	0	7	2	0
Auburn	2	1	0	8	2	0
Tennessee	3	2	0	8	2	0
Alabama	3	2	1	6	3	1
Virginia	1	1	1	4	4	1
Mississippi State	2	3	0	3	4	2
Kentucky	1	2	0	6	3	0
Clemson	1	2	0	5	4	0
Washington & Lee	1	2	0	5	3	1
Maryland	1	2	0	4	5	1
Louisiana State	1	2	0	3	7	0
Georgia	1	3	1	5	4	1
Tulane	1	4	0	4	4	0
South Carolina	0	2	0	5	4	0
Mississippi	0	2	0	4	5	1
NC State	0	5	0	4	6	0

1923	CONF			OVERALL		
	W	L	T	W	L	T
Washington & Lee	4	0	1	6	3	1
Vanderbilt	3	0	1	5	2	1
Florida	1	0	2	6	1	2
Georgia Tech	1	0	4	3	2	4
VMI	5	1	0	9	1	0
Alabama	4	1	1	7	2	1
Virginia Tech	4	2	0	6	3	0
Maryland	2	1	0	7	2	1
Mississippi State	2	1	2	5	2	2
Georgia	3	2	0	5	3	1
Tennessee	4	3	0	5	4	1
Tulane	2	2	1	6	3	1
North Carolina	2	2	1	5	3	1
Clemson	1	1	1	5	2	1
NC State	1	5	0	3	7	0
Auburn	0	1	3	3	3	3
Kentucky	0	2	2	4	3	2
Virginia	0	4	1	3	5	1
Louisiana State	0	3	0	3	5	1
Mississippi	0	4	0	4	6	0
South Carolina	0	4	0	4	6	0

1924	CONF			OVERALL		
	W	L	T	W	L	T
Alabama	5	0	0	8	1	0
Florida	2	0	1	6	2	2
Georgia	5	1	0	7	3	0
Tulane	4	1	0	8	1	0
Washington & Lee	4	1	1	6	3	1
Mississippi State	3	2	0	5	4	0
Sewanee	3	2	0	6	4	0
South Carolina	3	2	0	7	3	0
Virginia	3	2	0	5	4	0
Georgia Tech	3	2	1	5	3	1
Virginia Tech	2	2	3	4	2	3
Vanderbilt	3	3	0	6	3	1
VMI	2	3	1	6	3	1
North Carolina	2	3	0	4	5	0
Kentucky	2	3	0	4	5	0
Maryland	1	2	1	3	3	3
Auburn	2	4	1	4	4	1
NC State	1	4	1	2	4	2
Louisiana State	0	3	0	5	4	0
Mississippi	0	3	0	4	5	0
Clemson	0	3	0	2	6	0
Tennessee	0	4	0	3	5	0

1925	CONF			OVERALL		
	W	L	T	W	L	T
Alabama	7	0	0	10	0	0
Tulane	5	0	0	9	0	1
North Carolina	4	0	1	7	1	1
Washington & Lee	5	1	0	5	5	0
Virginia	4	1	1	7	1	1
Georgia Tech	4	1	1	6	2	1
Kentucky	4	2	0	6	3	0
Florida	3	2	0	8	2	0
Auburn	3	2	1	5	3	1
Virginia Tech	3	3	1	5	3	2
Vanderbilt	3	3	0	6	3	0
Tennessee	2	2	1	5	2	1
South Carolina	2	2	0	7	3	0
Georgia	2	4	0	4	5	0
Sewanee	1	4	0	4	4	1

Mississippi State	1	4	0	3	4	1
VMI	2	4	0	6	4	0
Louisiana State	0	2	1	5	3	1
NC State	0	4	1	3	5	1
Mississippi	0	4	0	5	5	0
Clemson	0	4	0	1	7	0
Maryland	0	4	0	2	5	1

1926	CONF			OVERALL		
	W	L	T	W	L	T
Alabama	8	0	0	9	0	1
Tennessee	5	1	0	8	1	0
Vanderbilt	4	1	0	8	1	0
Georgia	4	2	0	5	4	0
South Carolina	4	2	0	6	4	0
Virginia	4	2	1	6	2	2
Virginia Tech	3	2	1	5	3	1
Washington & Lee	3	2	1	4	3	2
Georgia Tech	4	3	0	4	5	0
North Carolina	3	3	0	4	5	0
Auburn	3	3	0	5	4	0
Louisiana State	3	3	0	6	3	0
Mississippi	2	2	0	5	4	0
Mississippi State	2	3	0	5	4	0
VMI	2	4	0	5	5	0
Tulane	2	4	0	3	5	1
Maryland	1	3	1	5	4	1
Clemson	1	3	0	2	7	0
Florida	1	4	1	2	6	2
Kentucky	1	4	1	2	6	1
NC State	0	4	0	4	6	0
Sewanee	0	5	0	2	6	0

1927	CONF			OVERALL		
	W	L	T	W	L	T
Georgia Tech	7	0	1	8	1	1
Tennessee	5	0	1	8	0	1
Vanderbilt	5	0	2	8	1	2
NC State	4	0	0	9	1	0
Georgia	6	1	0	9	1	0
Florida	5	2	0	7	3	0
Mississippi	3	2	0	5	3	0
Virginia	4	4	0	5	4	0
Clemson	2	2	0	5	3	1
Alabama	3	4	1	5	4	1
Louisiana State	2	3	1	4	4	1
Mississippi State	2	3	0	5	3	0
Washington & Lee	2	3	0	4	4	1
Virginia Tech	2	3	0	5	4	0
Maryland	3	5	0	4	7	0
South Carolina	2	4	0	4	5	0
VMI	2	4	0	6	4	0
Tulane	2	5	1	2	5	1
North Carolina	2	5	0	4	6	0
Sewanee	1	4	0	2	6	0
Kentucky	1	5	0	3	6	1
Auburn	0	6	1	0	7	2

1928	CONF			OVERALL		
	W	L	T	W	L	T
Georgia Tech	7	0	0	10	0	0
Tennessee	6	0	1	9	0	1
Florida	6	1	0	8	1	0
Virginia Tech	4	1	0	7	2	0
Alabama	6	2	0	6	3	0
Louisiana State	3	1	1	6	2	1
Clemson	4	2	0	8	3	0
Vanderbilt	4	2	0	8	2	0
Tulane	3	3	1	6	3	1
Mississippi	3	3	0	5	4	0
North Carolina	2	2	2	5	3	2
Kentucky	2	2	1	4	3	1
South Carolina	2	2	1	6	2	2
Maryland	2	3	1	6	3	1
VMI	2	3	1	5	3	2
Georgia	2	4	0	4	5	0
NC State	1	3	1	4	5	1
Mississippi State	1	4	0	2	4	2
Virginia	1	6	0	2	6	1
Washington & Lee	1	6	0	2	8	0
Sewanee	0	5	0	2	7	0
Auburn	0	7	0	1	8	0

1929	CONF			OVERALL		
	W	L	T	W	L	T
Tulane	6	0	0	9	0	0
Tennessee	6	0	1	9	0	1
North Carolina	7	1	0	9	1	0
Florida	6	1	0	8	2	0

Vanderbilt	5	1	0	7	2	0
Kentucky	3	1	1	6	1	1
Georgia	4	2	0	6	4	0
VMI	4	2	0	8	2	0
Duke	2	1	0	4	6	0
Louisiana State	3	2	0	6	3	0
Alabama	4	3	0	6	3	0
Clemson	3	3	0	8	3	0
Virginia Tech	2	3	0	5	4	0
Georgia Tech	3	5	0	3	6	0
South Carolina	2	5	0	6	5	0
Virginia	1	3	2	4	3	2
Maryland	1	3	1	4	4	2
Washington & Lee	1	4	1	3	5	1
Mississippi	0	4	2	1	6	2
Mississippi State	0	3	1	1	5	2
Sewanee	0	4	1	2	5	2
NC State	0	5	0	1	8	0
Auburn	0	7	0	2	7	0

1930	CONF			OVERALL		
	W	L	T	W	L	T
Alabama	8	0	0	10	0	0
Tulane	5	0	0	8	1	0
Tennessee	6	1	0	9	1	0
Duke	4	1	1	8	1	2
Vanderbilt	5	2	0	8	2	0
Maryland	4	2	0	7	5	0
Florida	4	2	1	6	3	1
North Carolina	4	2	2	5	3	2
Clemson	3	2	0	8	2	0
Georgia	3	2	1	7	2	1
Kentucky	4	3	0	5	3	0
South Carolina	4	3	0	6	4	0
Virginia Tech	2	3	1	5	3	1
Miss State	2	3	0	2	7	0
Georgia Tech	2	4	1	2	6	1
Louisiana State	2	4	0	2	6	1
Virginia	2	5	0	4	6	0
Sewanee	1	4	0	3	6	1
NC State	1	5	0	2	8	0
Mississippi	1	5	0	3	5	1
Auburn	1	6	0	3	7	0
Washington & Lee	0	4	1	3	6	1
VMI	0	5	0	3	6	0

1931	CONF			OVERALL		
	W	L	T	W	L	T
Tulane	8	0	0	11	1	0
Tennessee	6	0	1	9	0	1
Alabama	7	1	0	9	1	0
Georgia	6	1	0	8	2	0
Maryland	4	1	1	8	1	1
Kentucky	4	2	2	5	2	2
Louisiana State	3	2	0	5	4	0
Duke	3	3	1	5	3	2
South Carolina	3	3	1	5	4	1
Auburn	3	3	0	5	3	0
Sewanee	3	3	0	6	3	1
Vanderbilt	3	4	0	5	4	0
North Carolina	2	3	3	4	3	3
Washington & Lee	2	3	0	4	5	1
Florida	2	4	2	2	6	2
Georgia Tech	2	4	1	2	7	1
VMI	2	4	0	3	6	1
NC State	2	4	0	3	6	0
Virginia Tech	1	4	1	3	4	2
Clemson	1	4	0	1	6	2
Mississippi	1	5	0	2	6	1
Virginia	0	5	1	2	6	1
Mississippi State	0	5	0	2	6	0

1932	CONF			OVERALL		
	W	L	T	W	L	T
Tennessee	7	0	1	9	0	1
Auburn	6	0	1	9		

# YEAR-BY-YEAR STANDINGS



North Carolina	4	1	0	6	2	1
Richmond	3	2	1	6	3	1
Washington & Lee	2	2	0	4	4	1
NC State	3	3	1	3	7	1
South Carolina	2	2	0	6	4	1
Wake Forest	3	4	1	4	5	1
Virginia Tech	2	3	2	3	5	2
The Citadel	2	3	0	6	5	0
Maryland	1	2	0	2	7	0
Davidson	2	6	0	4	6	0
Furman	0	4	1	2	7	1
William & Mary	0	4	0	3	7	0

1939		CONF		OVERALL		
	W	L	T	W	L	T
Duke	5	0	0	8	1	0
Clemson	4	0	0	9	1	0
North Carolina	5	1	0	8	1	1
VMI	3	1	1	6	3	1
Richmond	3	1	1	7	1	2
Furman	3	3	0	5	4	0
Wake Forest	3	3	0	7	3	0
William & Mary	1	1	1	6	2	1
NC State	2	4	0	2	8	0
Washington & Lee	1	2	0	3	4	1
South Carolina	1	3	0	3	6	1
Virginia Tech	1	4	1	4	5	1
Davidson	1	7	0	2	7	0
Maryland	0	1	0	2	7	0
The Citadel	0	4	0	3	8	0

1940		CONF		OVERALL		
	W	L	T	W	L	T
Clemson	4	0	0	6	2	1
Duke	4	1	0	7	2	0
Wake Forest	4	2	0	7	3	0
William & Mary	2	1	1	6	2	1
North Carolina	3	2	0	6	4	0
Richmond	3	2	0	7	3	0
VMI	3	2	1	7	2	1
Furman	4	3	0	5	4	0
Washington & Lee	1	1	1	2	7	1
Virginia Tech	2	3	0	5	5	0
NC State	3	5	0	3	6	0
Maryland	0	1	1	2	6	1
South Carolina	1	3	0	3	6	0
Davidson	1	5	0	5	5	0
The Citadel	0	4	0	4	5	0

1941		CONF		OVERALL		
	W	L	T	W	L	T
Duke	5	0	0	9	1	0
South Carolina	4	0	1	4	4	1
Clemson	5	1	0	7	2	0
William & Mary	4	1	0	8	2	0
VMI	4	2	0	4	6	0
Virginia Tech	4	2	0	6	4	1
Wake Forest	4	2	1	5	5	1
NC State	3	4	2	4	5	2
Furman	2	3	2	3	4	2
Washington & Lee	1	2	2	1	6	2
North Carolina	2	4	0	3	7	0
Maryland	1	2	0	3	5	1
Davidson	1	5	2	1	6	3
The Citadel	0	2	1	4	3	1
George Washington	0	4	1	1	7	1
Richmond	0	6	0	2	7	0

1942		CONF		OVERALL		
	W	L	T	W	L	T
William & Mary	4	0	0	9	1	1
Virginia Tech	5	1	0	7	2	1
Wake Forest	6	1	1	6	2	1
North Carolina	3	1	1	5	2	2
Duke	3	1	1	5	4	1
NC State	3	1	2	4	4	2
Furman	3	3	0	3	6	0
The Citadel	2	2	0	5	2	0
Clemson	2	3	1	3	6	1
Davidson	2	4	1	2	6	1
VMI	2	4	1	3	5	1
George Washington	2	4	0	3	6	0
Maryland	1	2	0	7	2	0
South Carolina	1	4	0	1	7	1
Richmond	1	5	0	3	6	1
Washington & Lee	0	4	0	1	8	0

1943		CONF		OVERALL		
	W	L	T	W	L	T
Duke	4	0	0	8	1	0
Maryland	2	0	0	4	5	0
South Carolina	2	1	0	5	2	0
Wake Forest	3	2	0	4	5	0
North Carolina	2	2	0	6	3	0
Richmond	1	1	0	6	1	0
Clemson	2	3	0	2	6	0
VMI	2	3	0	2	6	0
NC State	1	4	0	3	6	0
Davidson	0	3	0	0	5	0

1944		CONF		OVERALL		
	W	L	T	W	L	T
Duke	4	0	0	6	4	0
Wake Forest	6	1	0	8	1	0
Clemson	3	1	0	4	5	0
NC State	3	1	0	7	2	0
William & Mary	2	1	1	5	2	1
Maryland	1	1	0	1	7	1
South Carolina	1	3	0	3	4	2
VMI	1	5	0	1	8	0
North Carolina	0	3	1	1	7	1
Richmond	0	4	0	2	6	0

1945		CONF		OVERALL		
	W	L	T	W	L	T
Duke	4	0	0	6	2	0
Wake Forest	4	1	1	5	3	1
William & Mary	4	2	0	6	3	0
Clemson	2	1	1	6	3	1
Maryland	3	2	0	6	2	1
VMI	3	2	0	5	4	0
North Carolina	2	2	0	5	5	0
NC State	2	4	0	3	6	0
Virginia Tech	2	5	0	2	6	0
South Carolina	0	3	2	2	4	3
Richmond	0	4	0	2	6	0

1946		CONF		OVERALL		
	W	L	T	W	L	T
North Carolina	4	0	1	8	2	1
William & Mary	7	1	0	8	2	0
NC State	6	1	0	8	3	0
South Carolina	4	2	0	5	3	0
Duke	3	2	0	4	5	0
Richmond	3	2	2	6	2	2
Virginia Tech	3	3	3	3	4	3
VMI	2	3	1	4	5	1
George Washington	1	1	0	4	3	0
Clemson	2	3	0	4	5	0
Wake Forest	2	3	0	6	3	0
Maryland	2	5	0	3	6	0
Furman	1	4	0	2	8	0
Washington & Lee	1	4	0	2	6	0
The Citadel	1	5	0	3	5	0
Davidson	1	5	0	4	5	0

1947		CONF		OVERALL		
	W	L	T	W	L	T
William & Mary	7	1	0	9	2	0
North Carolina	4	1	0	8	2	0
South Carolina	4	1	1	6	2	1
Duke	3	1	1	4	3	2
Washington & Lee	3	2	0	5	5	0
Maryland	3	2	1	7	2	2
NC State	3	2	1	5	3	1
Virginia Tech	4	3	0	4	5	0
Davidson	3	3	1	6	3	1
Wake Forest	3	4	0	6	4	0
VMI	2	3	1	3	5	1
Clemson	1	3	0	4	5	0
The Citadel	1	4	0	3	5	0
Furman	1	4	0	2	7	0
Richmond	1	5	0	3	7	0
George Washington	0	4	0	1	7	1

1948		CONF		OVERALL		
	W	L	T	W	L	T
Clemson	5	0	0	11	0	0
North Carolina	4	0	1	9	1	1
VMI	5	1	0	6	3	0
William & Mary	5	1	1	7	2	2
Wake Forest	5	2	0	6	4	0
Maryland	4	2	0	6	4	0
Duke	3	2	1	4	3	2
Richmond	3	3	1	5	3	2
Washington & Lee	2	2	0	4	6	0

Furman	2	4	0	2	6	1
George Washington	2	4	0	4	6	0
Davidson	2	5	0	3	5	1
South Carolina	1	3	0	3	5	0
NC State	1	4	1	3	6	1
Virginia Tech	0	6	1	0	8	1
The Citadel	0	5	0	2	7	0

1949		CONF		OVERALL		
	W	L	T	W	L	T
North Carolina	5	0	0	7	4	0
Maryland	4	0	0	9	1	0
Washington & Lee	3	1	1	3	5	1
Duke	4	2	0	6	3	0
William & Mary	4	2	0	6	4	0
VMI	3	2	1	3	5	1
The Citadel	2	2	0	4	5	0
Clemson	2	2	0	4	4	2
Furman	3	3	0	3	6	0
South Carolina	3	3	0	4	6	0
Wake Forest	3	3	0	4	6	0
George Washington	2	3	0	4	5	0
NC State	3	6	0	3	7	0
Virginia Tech	1	5	2	1	7	2
Richmond	2	6	0	3	7	0
Davidson	1	5	0	2	8	0

1950		CONF		OVERALL		
	W	L	T	W	L	T
Washington & Lee	6	0	0	8	3	0
Clemson	3	0	1	9	0	1
VMI	5	1	0	6	4	0
Wake Forest	6	1	1	6	1	2
Maryland	4	1	1	7	2	1
Duke	5	2	0	7	3	0
North Carolina	3	2	1	3	5	2
George Washington	4	3	0	5	4	0
NC State	4	4	1	5	4	1
William & Mary	3	3	0	4	7	0
The Citadel	2	3	0	4	6	0
South Carolina	2	4	1	3	4	2
Furman	2	4	0	2	9	1
West Virginia	1	3	0	2	8	0
Davidson	1	5	0	3	6	0
Richmond	1	8	0	2	8	0
Virginia Tech	0	8	0	0	10	0

1951		CONF		OVERALL		
	W	L	T	W	L	T
Maryland	5	0	0	10	0	0
VMI	5	0	0	7	3	0
Washington & Lee	5	1	0	6	4	0
William & Mary	5	1	0	7	3	0
Clemson	3	1	0	7	3	0
Duke	4	2	0	5	4	1
South Carolina	5	3	0	5	4	0
Wake Forest	5	3	0	6	4	0
George Washington	2	3	1	2	6	1
North Carolina	2	3	0	2	8	0
West Virginia	2	3	0	5	5	0
NC State	2	6	0	3	7	0
Richmond	2	6	0	3	8	0
The Citadel	1	3	0	4	6	0
Furman	1	4	1	3	6	1
Davidson	1	5	0	1	8	0
Virginia Tech	1	7	0	2	8	0

1952		CONF		OVERALL		
	W	L	T	W	L	T
Duke	5	0	0	8	2	0
Wake Forest	5	1	0	5	4	1
West Virginia	5	1	0	7	2	0
William & Mary	4	1	0	4	5	0
George Washington	4	2	1	5	3	1
Virginia Tech	4	4	0	5	6	0
Furman	2	2	1	6	3	1
Washington & Lee	3	4	0	3	7	0
VMI	2	3	1	3	6	1
NC State	2	4	0	3	7	0
South Carolina	2	4	0	5	5	0
North Carolina	1	2	0	2	6	0
The Citadel	1	3	1	3	5	1
Davidson	1	6	0	2	7	0
Richmond	0	6	0	1	9	0
Clemson	0	0	0	2	6	1





# YEAR-BY-YEAR STANDINGS

#SoConFB

George Washington	4 2 0	5 3 1
Virginia Tech	4 2 0	6 4 0
Furman	2 2 0	5 4 1
Richmond	3 4 1	3 6 1
Davidson	1 3 0	3 5 0
William & Mary	1 5 0	2 8 0
West Virginia	0 2 1	0 8 2

1961		CONF	OVERALL
	W L T	W L T	W L T
The Citadel	5 1 0	7 3 0	
Richmond	5 2 0	5 5 0	
VMI	4 2 0	6 4 0	
West Virginia	2 1 0	4 6 0	
Furman	2 2 0	7 3 0	
George Washington	3 4 0	3 6 0	
Virginia Tech	2 3 0	4 5 0	
Davidson	1 4 0	4 4 0	
William & Mary	1 6 0	1 9 0	

1962		CONF	OVERALL
	W L T	W L T	W L T
VMI	6 0 0	6 4 0	
West Virginia	4 0 0	8 2 0	
Richmond	3 2 0	6 3 0	
William & Mary	4 3 1	4 5 1	
Furman	2 2 0	4 6 0	
Virginia Tech	2 3 0	5 5 0	
The Citadel	1 4 0	3 7 0	
George Washington	1 5 0	3 7 0	
Davidson	0 4 1	3 5 1	

1963		CONF	OVERALL
	W L T	W L T	W L T
Virginia Tech	5 0 0	8 2 0	
West Virginia	3 1 0	4 6 0	
VMI	3 1 2	3 5 2	
Furman	3 2 0	7 3 0	
William & Mary	4 4 0	4 6 0	
Richmond	2 2 1	3 6 1	
The Citadel	2 4 0	4 6 0	
George Washington	1 5 0	2 7 0	
Davidson	0 4 1	1 5 2	

1964		CONF	OVERALL
	W L T	W L T	W L T
West Virginia	5 0 0	7 4 0	
Virginia Tech	3 1 0	6 4 0	
George Washington	3 2 0	5 4 0	
The Citadel	4 3 0	4 6 0	
William & Mary	4 3 0	4 6 0	
Richmond	2 4 0	3 7 0	
Davidson	1 3 0	3 6 0	
Furman	1 4 0	3 7 0	
VMI	1 4 0	1 9 0	
East Carolina	0 0 0	9 1 0	

1965		CONF	OVERALL
	W L T	W L T	W L T
West Virginia	4 0 0	6 4 0	
William & Mary	5 1 0	6 4 0	
East Carolina	3 1 0	9 1 0	
VMI	3 2 0	3 7 0	
George Washington	4 3 0	5 5 0	
Davidson	2 3 0	6 4 0	
Furman	2 3 0	5 5 0	
The Citadel	2 6 0	2 8 0	
Richmond	0 6 0	0 10 0	

1966		CONF	OVERALL
	W L T	W L T	W L T
East Carolina	4 1 1	4 5 1	
William & Mary	4 1 1	5 4 1	
West Virginia	3 1 1	3 5 2	
George Washington	4 3 0	4 6 0	
Davidson	2 3 0	4 5 0	
The Citadel	3 5 0	4 6 0	
Richmond	2 4 0	2 8 0	
Furman	1 4 0	3 7 1	
VMI	1 4 0	2 8 0	

1967		CONF	OVERALL
	W L T	W L T	W L T
West Virginia	4 0 1	5 4 1	
East Carolina	4 1 0	8 2 0	
Richmond	5 2 0	5 5 0	
William & Mary	2 2 1	5 4 1	
VMI	2 3 0	6 4 0	
Furman	2 3 0	5 5 0	

The Citadel	2 4 0	5 5 0
Davidson	1 5 0	4 5 0

1968		CONF	OVERALL
	W L T	W L T	W L T
Richmond	6 0 0	8 3 0	
The Citadel	4 2 0	5 5 0	
East Carolina	2 2 0	4 6 0	
William & Mary	2 2 0	3 7 0	
Davidson	1 3 0	3 6 0	
VMI	1 3 0	1 9 0	
Furman	0 4 0	1 9 0	

1969		CONF	OVERALL
	W L T	W L T	W L T
Davidson	5 1 0	7 4 0	
Richmond	5 1 0	6 4 0	
The Citadel	4 2 0	7 3 0	
William & Mary	2 2 0	3 7 0	
East Carolina	1 3 0	2 7 0	
Furman	0 4 0	1 8 1	
VMI	0 4 0	0 10 0	

1970		CONF	OVERALL
	W L T	W L T	W L T
William & Mary	3 1 0	5 7 0	
The Citadel	4 2 0	5 6 0	
Furman	3 2 0	8 3 0	
East Carolina	2 2 0	3 8 0	
Richmond	3 3 0	4 6 0	
Davidson	2 4 0	2 8 0	
VMI	1 4 0	1 10 0	

1971		CONF	OVERALL
	W L T	W L T	W L T
Richmond	5 1 0	5 6 0	
William & Mary	4 1 0	5 6 0	
The Citadel	4 2 0	8 3 0	
East Carolina	3 2 0	4 6 1	
Furman	2 3 0	5 5 1	
VMI	1 4 0	1 10 0	
Davidson	0 6 0	1 9 0	
Appalachian State	0 0 0	7 3 1	

1972		CONF	OVERALL
	W L T	W L T	W L T
East Carolina	6 0 0	9 2 0	
Richmond	5 1 0	6 4 0	
William & Mary	4 2 0	5 6 0	
The Citadel	4 3 0	5 6 0	
Davidson	2 3 1	3 7 1	
VMI	1 5 0	2 9 0	
Furman	1 6 0	2 9 0	
Appalachian State	0 3 1	5 5 1	

1973		CONF	OVERALL
	W L T	W L T	W L T
East Carolina	7 0 0	9 2 0	
Richmond	5 1 0	8 2 0	
William & Mary	3 2 0	6 5 0	
Furman	3 3 0	7 4 0	
Appalachian State	2 2 0	3 7 1	
VMI	2 4 0	2 9 0	
Davidson	1 6 0	2 8 0	
The Citadel	1 6 0	3 8 0	

1974		CONF	OVERALL
	W L T	W L T	W L T
VMI	5 1 0	7 4 0	
Appalachian State	4 1 0	6 5 0	
East Carolina	3 3 0	7 4 0	
Richmond	3 3 0	6 4 0	
The Citadel	3 4 0	4 7 0	
William & Mary	2 3 0	4 7 0	
Furman	2 4 0	5 6 0	
Davidson	0 3 0	2 7 0	

1975		CONF	OVERALL
	W L T	W L T	W L T
Richmond	5 1 0	5 6 0	
East Carolina	4 2 0	8 3 0	
Appalachian State	3 2 0	8 3 0	
The Citadel	4 3 0	6 5 0	
William & Mary	2 3 0	2 9 0	
Furman	2 4 0	5 5 1	
VMI	2 4 0	3 8 0	
Davidson	0 3 0	1 8 0	

1976		CONF	OVERALL
	W L T	W L T	W L T
East Carolina	4 1 0	9 2 0	
William & Mary	3 2 0	7 4 0	
Appalachian State	2 2 1	6 4 1	
Furman	2 2 1	6 4 1	
VMI	2 3 0	5 5 0	
The Citadel	1 4 0	6 5 0	
Davidson	0 0 0	2 6 1	
Marshall	0 0 0	3 7 0	
Chattanooga	0 0 0	6 4 1	
Western Carolina	0 0 0	6 4 0	

1977		CONF	OVERALL
	W L T	W L T	W L T
Chattanooga	4 1 0	9 1 1	
VMI	4 1 0	7 4 0	
The Citadel	3 2 0	5 6 0	
Furman	3 2 1	4 5 2	
Western Carolina	2 2 1	6 4 1	
Appalachian State	1 4 0	2 9 0	
Marshall	0 5 0	2 9 0	
Davidson	0 0 0	4 6 0	

1978		CONF	OVERALL
	W L T	W L T	W L T
Furman	4 1 0	8 3 0	
Chattanooga	4 1 0	7 3 1	
Appalachian State	4 2 0	7 4 0	
Western Carolina	4 2 0	6 5 0	
The Citadel	2 3 0	5 6 0	
VMI	1 4 0	3 8 0	
Marshall	0 5 0	1 10 0	
Davidson	0 0 0	5 5 0	
ETSU	0 0 0	4 7 0	

1979		CONF	OVERALL
	W L T	W L T	W L T
Chattanooga	5 1 0	9 2 0	
VMI	4 1 0	6 4 0	
The Citadel	4 2 0	6 5 0	
Furman	4 3 0	5 6 0	
Appalachian State	3 4 0	3 8 0	
ETSU	2 3 0	7 4 0	
Western Carolina	2 4 0	6 5 0	
Marshall	0 6 0	1 10 0	
Davidson	0 0 0	6 4 0	

1980		CONF	OVERALL
	W L T	W L T	W L T
Furman	7 0 0	9 1 1	
Chattanooga	5 2 0	8 3 0	
Appalachian State	4 2 1	6 4 1	
The Citadel	3 2 0	7 4 0	
Western Carolina	2 4 1	3 7 1	
VMI	1 4 1	3 7 1	
ETSU	1 4 0	2 9 0	
Marshall	0 5 1	2 8 1	
Davidson	0 0 0	5 5 0	

1981		CONF	OVERALL
	W L T	W L T	W L T
Furman	5 2 0	8 3 0	
VMI	3 1 1	6 3 1	
ETSU	4 2 0	6 5 0	
The Citadel	3 2 1	7 3 1	
Chattanooga	3 2 1	7 3 1	
Western Carolina	3 4 0	4 7 0	
Appalachian State	1 5 1	3 7 1	
Marshall	1 5 0	2 9 0	
Davidson	0 0 0	4 6 0	

1982		CONF	OVERALL
	W L T	W L T	W L T
Furman	6 1 0	9 3 0	
Chattanooga	5 1 0	7 4 0	
Western Carolina	4 2 0	6 5 0	
The Citadel	3 4 0	5 6 0	
Appalachian State	3 4 0	4 7 0	
VMI	2 3 0	5 6 0	
ETSU	2 5 0	2 9 0	
Marshall	1 6 0	3 8 0	
Davidson	0 0 0	3 7 0	

1983		CONF	OVERALL
	W L T	W L T	W L T
Furman	6 0 1	10 2 1	
Western Carolina	5 0 1	11 3 1	
Chattanooga	5 2 0	7 4 0	

Appalachian State	4 3 0	6 5 0
Marshall	3 4 0	4 7 0
VMI	1 5 0	2 9 0
The Citadel	1 6 0	3 8 0
ETSU	1 6 0	3 8 0
Davidson	0 5 0	2 8 0

1984		CONF	OVERALL
	W L T	W L T	W L T
Chattanooga	5 1 0	6 5 0	
Western Carolina	5 2 0	8 3 0	
The Citadel	4 2 0	7 4 0	
Furman	3 3 0	8 3 0	
ETSU	2 4 0	6 5 0	
Marshall	2 4 0	6 5 0	
Appalachian State	2 5 0	4 7 0	
VMI	1 4 0	1 9 0	
Davidson	0 5 0	2 8 0	

1985		CONF	OVERALL
	W L T	W L T	W L T
Furman	6 0 0	12 2 0	
Appalachian State	6 1 0	8 3 0	
Chattanooga	5 2 0	6 5 0	
Marshall	3 3 1	7 3 1	
The Citadel	2 4 1	5 5 1	
Western Carolina	2 4 1	4 6 1	
VMI	1 4 1	3 7 1	
Davidson	0 6 0	1 10 0	
ETSU	0 7 0	0 10 1	

1986		CONF	OVERALL
	W L T	W L T	W L T
Appalachian State	6 0 1	9 2 1	
Western Carolina	5 2 0	6 5 0	
Furman	4 2 1	7 3 2	
ETSU	4 3 0	6 5 0	
Marshall	3 3 0	6 4 1	
Chattanooga	2 4 0	4 7 0	
VMI	1 5 0	1 10 0	
The Citadel	0 6 0	3 8 0	
Davidson	0 6 0	0 9 0	

1987		CONF	OVERALL
	W L T	W L T	W L T
Appalachian State	7 0 0	11 3 0	
Marshall	4 2 0	10 5 0	
Furman	4 3 0	7 4 0	
Chattanooga	4 3 0	6 5 0	
VMI	2 4 0	4 7 0	
Western Carolina	2 4 0	4 7 0	
ETSU	2 5 0	5 6 0	
The Citadel	1 5 0	4 7 0	
Davidson	0 0 0	1 10 0	

1988		CONF	OVERALL
	W L T	W L T	W L T
Furman	6 1 0	13 2 0	
Marshall	6 1 0	11 2 0	
The Citadel	5 2 0	8 4 0	
Appalachian State	4 3 0	6 4 1	
Chattanooga	3 3 0	4 7 0	
VMI	1 5 0	2 9 0	
ETSU	1 6 0	3 8 0	
Western Carolina	1 6 0	2 9 0	

1989		CONF	OVERALL
	W L T	W L T	W L T
Furman	7 0 0	12 2 0	
Appalachian State	5 2 0	9 3 0	
Marshall	4 3 0	6 5 0	
ETSU	4 3 0	4 7 0	
Chattanooga	2 4 1	3 7 1	
Western Carolina	1 4 1	3 7 1	
VMI	1 4 1	2 8 1	
The Citadel	1 5 1	5 5 1	

1990		CONF	OVERALL
	W L T	W L T	W L T
Furman	6 1 0	9 4 0	
Appalachian State	5 2 0	6 5 0	
Chattanooga	4 2 0	6 5 0	
The Citadel	4 3 0	7 5 0	
Marshall	4 3 0	6 5 0	
Western Carolina	2 5 0	3 8 0	
VMI	1 5 0	4 7 0	
ETSU	1 6 0	2 9 0	

# YEAR-BY-YEAR STANDINGS



	CONF		OVERALL	
	W	L	T	
Appalachian State	6	1	0	8
Marshall	5	2	0	11
The Citadel	5	2	0	7
Furman	4	3	0	7
Chattanooga	4	3	0	7
VMI	2	5	0	4
Western Carolina	2	5	0	2
ETSU	0	7	0	1

	CONF		OVERALL	
	W	L	T	
The Citadel	6	1	0	11
Marshall	5	2	0	12
Appalachian State	5	2	0	7
Western Carolina	5	2	0	7
Furman	4	3	0	6
ETSU	2	5	0	5
VMI	1	6	0	3
Chattanooga	0	7	0	2

	CONF		OVERALL	
	W	L	T	
Georgia Southern	7	1	0	10
Marshall	6	2	0	11
Western Carolina	5	3	0	6
Furman	4	4	0	5
The Citadel	4	4	0	5
Appalachian State	4	4	0	4
ETSU	3	5	0	5
Chattanooga	2	6	0	4
VMI	1	7	0	1

	CONF		OVERALL	
	W	L	T	
Marshall	7	1	0	12
Appalachian State	6	2	0	9
Georgia Southern	5	3	0	6
Western Carolina	5	3	0	6
The Citadel	4	4	0	6
ETSU	4	4	0	6
Furman	2	6	0	3
Chattanooga	2	6	0	3
VMI	1	7	0	1

	CONF		OVERALL	
	W	L	T	
Appalachian State	8	0	0	12
Marshall	7	1	0	12
Georgia Southern	5	3	0	9
Furman	5	3	0	6
ETSU	4	4	0	4
VMI	3	5	0	4
Chattanooga	2	6	0	4
Western Carolina	2	6	0	3
The Citadel	0	8	0	2

	CONF		OVERALL	
	W	L	T	
Marshall	8	0	0	15
ETSU	7	1	0	10
Furman	6	2	0	9
Appalachian State	5	3	0	7
The Citadel	3	5	0	4
Georgia Southern	2	6	0	4
VMI	2	6	0	3
Chattanooga	2	6	0	3
Western Carolina	1	7	0	4

	CONF		OVERALL	
	W	L	T	
Georgia Southern	7	1	0	10
Appalachian State	6	2	0	7
ETSU	5	3	0	7
Furman	5	3	0	7
The Citadel	4	4	0	6
Chattanooga	4	4	0	7
Western Carolina	3	5	0	3
Wofford	2	6	0	3
VMI	0	8	0	0

	CONF		OVERALL	
	W	L	T	
Georgia Southern	8	0	0	14
Appalachian State	6	2	0	10
Western Carolina	5	3	0	6
Chattanooga	4	4	0	5
The Citadel	4	4	0	5

ETSU	3	5	4	7
Wofford	3	5	4	7
Furman	3	5	5	6
VMI	0	8	1	10

	CONF		OVERALL	
	W	L	T	
Georgia Southern	7	1	0	13
Appalachian State	7	1	0	9
Furman	7	1	0	9
Wofford	5	3	0	6
ETSU	4	4	0	6
Chattanooga	3	5	0	5
Western Carolina	2	6	0	3
The Citadel	1	7	0	2
VMI	0	8	0	1

	CONF		OVERALL	
	W	L	T	
Georgia Southern	7	1	0	13
Appalachian State	6	2	0	10
Furman	6	2	0	9
Wofford	5	3	0	7
ETSU	4	4	0	6
Chattanooga	3	5	0	5
Western Carolina	3	5	0	4
The Citadel	1	7	0	2
VMI	1	7	0	2

	CONF		OVERALL	
	W	L	T	
Furman	7	1	0	12
Georgia Southern	7	1	0	12
Appalachian State	6	2	0	9
Western Carolina	5	3	0	7
ETSU	4	4	0	6
Wofford	3	5	0	4
The Citadel	2	6	0	3
Chattanooga	1	7	0	3
VMI	1	7	0	1

	CONF		OVERALL	
	W	L	T	
Georgia Southern	7	1	0	11
Wofford	6	2	0	9
Appalachian State	6	2	0	8
Furman	6	2	0	8
VMI	3	5	0	6
Western Carolina	3	5	0	5
ETSU	2	6	0	4
Chattanooga	2	6	0	2
The Citadel	1	7	0	3

	CONF		OVERALL	
	W	L	T	
Wofford	8	0	0	12
Appalachian State	6	2	0	7
Georgia Southern	5	3	0	7
Furman	4	4	0	6
The Citadel	4	4	0	6
Western Carolina	3	5	0	5
Chattanooga	3	5	0	3
ETSU	2	6	0	5
Elon	1	7	0	2

	CONF		OVERALL	
	W	L	T	
Furman	6	1	0	10
Georgia Southern	6	1	0	9
Wofford	4	3	0	8
Appalachian State	4	3	0	6
Western Carolina	2	5	0	4
The Citadel	2	5	0	3
Elon	2	5	0	3
Chattanooga	2	5	0	2

	CONF		OVERALL	
	W	L	T	
Appalachian State	6	1	0	12
Furman	5	2	0	11
Georgia Southern	5	2	0	8
Western Carolina	4	3	0	5
Chattanooga	3	4	0	6
Wofford	3	4	0	6
The Citadel	2	5	0	4
Elon	0	7	0	3

	CONF		OVERALL	
	W	L	T	
Appalachian State	7	0	0	14
Furman	6	1	0	8
Wofford	5	2	0	7
The Citadel	4	3	0	5
Elon	2	5	0	5
Chattanooga	2	5	0	3
Georgia Southern	2	5	0	3
Western Carolina	0	7	0	2

	CONF		OVERALL	
	W	L	T	
Appalachian State	5	2	0	13
Wofford	5	2	0	9
The Citadel	4	3	0	7
Elon	4	3	0	7
Georgia Southern	4	3	0	7
Furman	4	3	0	6
Chattanooga	2	5	0	2
Western Carolina	0	7	0	1

	CONF		OVERALL	
	W	L	T	
Appalachian State	8	0	0	11
Wofford	7	1	0	9
Elon	6	2	0	8
Furman	4	4	0	7
Georgia Southern	4	4	0	6
Samford	4	4	0	6
The Citadel	2	6	0	4
Western Carolina	1	7	0	3
Chattanooga	0	8	0	1

	CONF		OVERALL	
	W	L	T	
Appalachian State	8	0	0	11
Elon	7	1	0	9
Furman	5	3	0	6
Chattanooga	4	4	0	6
Georgia Southern	4	4	0	5
Samford	3	5	0	5
The Citadel	2	6	0	4
Wofford	2	6	0	3
Western Carolina	1	7	0	2

	CONF		OVERALL	
	W	L	T	
Appalachian State	7	1	0	10
Wofford	7	1	0	10
Georgia Southern	5	3	0	10
Elon	5	3	0	6
Chattanooga	5	3	0	6
Furman	3	5	0	5
Samford	2	6	0	4
The Citadel	1	7	0	3
Western Carolina	1	7	0	2

	CONF		OVERALL	
	W	L	T	
Georgia Southern	7	1	0	11
Appalachian State	6	2	0	8
Wofford	6	2	0	8
Furman	5	3	0	6
Samford*	4	4	0	6
Chattanooga	3	5	0	5
Elon	3	5	0	5
The Citadel	2	5	0	4
Western Carolina	0	8	0	1

	CONF		OVERALL	
	W	L	T	
Georgia Southern	6	2	0	10
Wofford	6	2	0	9
Appalachian State	6	2	0	8
The Citadel	5	3	0	7
Samford*	5	3	0	7
Chattanooga	5	3	0	6
Furman	2	6	0	3
Elon	1	7	0	3
Western Carolina	0	8	0	1

	CONF		OVERALL	
	W	L	T	
Chattanooga	6	2	0	8
Samford*	6	2	0	8
Furman	6	2	0	8

Wofford	4	4	5	6
The Citadel	4	4	5	7
Elon	1	7	2	10
Western Carolina	1	7	2	10
Georgia Southern^	4	4	7	4
Appalachian State^	4	4	4	8

\* Six SoCon wins vacated in summer of 2016  
^ Teams ineligible for SoCon title

	CONF		OVERALL	
	W	L	T	
Chattanooga	7	0	0	10
Samford	5	2	0	7
Western Carolina	5	2	0	7
Wofford	4	3	0	6
The Citadel	3	4	0	5
Furman	2	5	0	3
Mercer	1	6	0	6
VMI	1	6	0	2

	CONF		OVERALL	
	W	L	T	
Chattanooga	6	1	0	





# SOCON FOOTBALL CHAMPIONS

#SoConFB

Year	School	W	L	T	Pct.
1933	Duke	4	0	0	1.000
1934	Washington & Lee	4	0	0	1.000
1935	Duke	5	0	0	1.000
1936	Duke	7	0	0	1.000
1937	Maryland	2	0	0	1.000
1938	Duke	5	0	0	1.000
1939	Duke	5	0	0	1.000
1940	Clemson	4	0	0	1.000
1941	Duke	5	0	0	1.000
1942	William & Mary	4	0	0	1.000
1943	Duke	4	0	0	1.000
1944	Duke	4	0	0	1.000
1945	Duke	4	0	0	1.000
1946	North Carolina	4	0	1	.900
1947	William & Mary	7	1	0	.875
1948	Clemson	5	0	0	1.000
1949	North Carolina	5	0	0	1.000
1950	Washington & Lee	6	0	0	1.000
1951	Maryland	5	0	0	1.000
	VMI	5	0	0	1.000
1952	Duke	5	0	0	1.000
1953	West Virginia	4	0	0	1.000
1954	West Virginia	3	0	0	1.000
1955	West Virginia	4	0	0	1.000
1956	West Virginia	5	0	0	1.000
1957	VMI	6	0	0	1.000
1958	West Virginia	4	0	0	1.000
1959	VMI	6	0	1	.929
1960	VMI	4	1	0	.800
1961	The Citadel	5	1	0	.833
1962	VMI	6	0	0	1.000
1963	Virginia Tech	5	0	0	1.000
1964	West Virginia	5	0	0	1.000
1965	West Virginia	4	0	0	1.000
1966	East Carolina	4	1	1	.750
	William & Mary	4	1	1	.750
1967	West Virginia	4	0	1	.900
1968	Richmond	6	0	0	1.000
1969	Davidson	5	1	0	.833
	Richmond	5	1	0	.833
1970	William & Mary	3	1	0	.750
1971	Richmond	5	1	0	.833
1972	East Carolina	7	0	0	1.000
1973	East Carolina	7	0	0	1.000
1974	VMI	5	1	0	.833
1975	Richmond	5	1	0	.833
1976	East Carolina	4	1	0	.800
1977	Chattanooga	4	1	0	.800
	VMI	4	1	0	.800
1978	Furman	4	1	0	.800
	Chattanooga	4	1	0	.800
1979	Chattanooga	5	1	0	.833
1980	Furman	7	0	0	1.000
1981	Furman	5	2	0	.714
1982	Furman	6	1	0	.857
1983	Furman	6	0	1	.929
1984	Chattanooga	5	1	0	.833
1985	Furman	6	0	0	1.000
1986	Appalachian State	6	0	1	.929
1987	Appalachian State	7	0	0	1.000
1988	Furman	6	1	0	.857
	Marshall	6	1	0	.857
1989	Furman	7	0	0	1.000
1990	Furman	6	1	0	.857
1991	Appalachian State	6	1	0	.857
1992	The Citadel	6	1	0	.857
1993	Georgia Southern	7	1	0	.875
1994	Marshall	7	1	0	.875

Year	School	W	L	T	Pct.
1995	Appalachian State	8	0	0	1.000
1996	Marshall	8	0	0	1.000
1997	Georgia Southern	7	1	0	.875
1998	Georgia Southern	8	0	0	1.000
1999	Appalachian State	7	1	0	.875
	Furman	7	1	0	.875
	Georgia Southern	7	1	0	.875
2000	Georgia Southern	7	1	0	.875
2001	Furman	7	1	0	.875
	Georgia Southern	7	1	0	.875
2002	Georgia Southern	7	1	0	.875
2003	Wofford	8	0	0	1.000
2004	Furman	6	1	0	.857
	Georgia Southern	6	1	0	.857
2005	Appalachian State	6	1	0	.857
2006	Appalachian State	7	0	0	1.000
2007	Appalachian State	5	2	0	.714
	Wofford	5	2	0	.714
2008	Appalachian State	8	0	0	1.000
2009	Appalachian State	8	0	0	1.000
2010	Appalachian State	7	1	0	.875
	Wofford	7	1	0	.875
2011	Georgia Southern	7	1	0	.875
2012	Appalachian State	6	2	0	.750
	Georgia Southern	6	2	0	.750
	Wofford	6	2	0	.750
2013	Furman	6	2	0	.750
	Samford*	6	2	0	.750
	Chattanooga	6	2	0	.750
2014	Chattanooga	7	0	0	1.000
2015	The Citadel	6	1	0	.857
	Chattanooga	6	1	0	.857
2016	The Citadel	8	0	0	1.000
2017	Wofford	7	1	0	.875
2018	ETSU	6	2	0	.750
	Furman	6	2	0	.750
	Wofford	6	2	0	.750
2019	Wofford	7	1	0	.875

\* vacated in summer of 2016

## All-time Southern Conference championships

Total	O/S	School
14	7/7	Furman
12	8/4	Appalachian State
10	10/0	Duke
10	6/4	Georgia Southern
8	8/0	West Virginia
7	3/4	Chattanooga
7	5/2	VMI
7	3/4	Wofford
4	3/1	The Citadel
4	3/1	East Carolina
4	3/1	Richmond
4	3/1	William & Mary
3	2/1	Marshall
2	2/0	Clemson
2	1/1	Maryland
2	2/0	North Carolina
2	2/0	Washington & Lee
1	0/1	Davidson
1	0/1	ETSU
1*	0/1	Samford
1	1/0	Virginia Tech

O/S = outright/shared

\* 2013 shared title vacated in summer of 2016