

2020-21

SOUTHERN CONFERENCE MEN'S BASKETBALL



702 North Pine Street, Spartanburg, SC 29303 • 864-591-5100 • Fax: 864-591-3448

Phil Perry, Assistant Commissioner for Media Relations (MBK contact)

facebook.com/SouthernConference • twitter.com/SoConSports • instagram.com/SouthernConference

2020-21 SOUTHERN CONFERENCE BASKETBALL STANDINGS

| | Conference | | | | | | Overall | | | | | |
|------------------|------------|-------|-----|-----|----|-------|---------|------|------|-----|----|--|
| | W-L | Pct. | H | A | ST | W-L | Pct. | H | A | N | ST | |
| UNCG | 11-4 | 0.733 | 5-2 | 6-2 | W1 | 16-7 | 0.696 | 7-2 | 8-3 | 1-2 | W1 | |
| Furman | 9-4 | 0.692 | 5-1 | 4-3 | W3 | 15-7 | 0.682 | 10-1 | 5-6 | 0-0 | W3 | |
| Wofford | 11-5 | 0.688 | 5-3 | 6-2 | W2 | 14-8 | 0.636 | 8-3 | 6-4 | 0-1 | W2 | |
| Chattanooga | 9-6 | 0.600 | 5-3 | 4-3 | L1 | 18-6 | 0.750 | 9-3 | 9-3 | 0-0 | L1 | |
| ETSU | 8-6 | 0.571 | 5-2 | 3-4 | L2 | 12-10 | 0.545 | 8-3 | 3-5 | 1-2 | L2 | |
| VMI | 7-7 | 0.500 | 6-1 | 1-6 | L1 | 12-11 | 0.522 | 11-1 | 1-10 | 0-0 | L1 | |
| Mercer | 6-8 | 0.429 | 3-4 | 3-4 | L1 | 13-9 | 0.591 | 7-4 | 6-5 | 0-0 | L1 | |
| The Citadel | 5-9 | 0.357 | 5-3 | 0-6 | W1 | 12-9 | 0.571 | 11-3 | 1-6 | 0-0 | W1 | |
| Samford | 2-9 | 0.182 | 2-4 | 0-5 | L5 | 6-12 | 0.333 | 4-5 | 2-7 | 0-0 | L5 | |
| Western Carolina | 2-12 | 0.143 | 2-4 | 0-8 | L3 | 9-14 | 0.391 | 5-4 | 3-9 | 1-1 | L3 | |

NOTES

- Three Southern Conference games are set for the final Monday of the regular season.
- Mercer hosts The Citadel in a battle of teams scraping to earn a first-round bye in the Ingles SoCon Basketball Championship presented by General Shale. Currently seventh and eighth in the standings, respectively, the squads need to finish in the top six to earn automatic spots in the quarterfinals.
- In Monday's other league action, VMI visits Furman and Western Carolina hosts UNC Greensboro. Monday night's Wofford at Samford game, which was slated for broadcast on ESPN2, has been postponed due to positive COVID tests and quarantine requirements within Samford's program.
- The Citadel picked up a 75-74 win over rival VMI on Saturday, as Hayden Brown drove the lane for a finger-roll bucket with 1.1 seconds left to give the Bulldogs the thrilling victory. Brown logged his league-leading 12th double-double of the season with 14 points and 14 rebounds.

UPCOMING SCHEDULE (ALL TIMES EASTERN)

- Feb. 22 (Monday)**
- *UNCG at Western Carolina, 5 p.m. ESPN+
 - *The Citadel at Mercer, 7 p.m. ESPN+
 - *VMI at Furman, 7 p.m. ESPN+
 - *Wofford at Samford, p.p.d.
- Feb. 24 (Wednesday)**
- *The Citadel at Furman, 7 p.m. ESPN+
 - *ETSU at VMI, 7 p.m. ESPN+
 - *Chattanooga at Mercer, 7 p.m. ESPN+
 - *Western Carolina at UNCG, 7 p.m. ESPN+
- Feb. 27 (Saturday)**
- *Samford at The Citadel, 1 p.m. ESPN+
 - *Mercer at Western Carolina, 1 p.m. ESPN+
 - *UNCG at ETSU, 4 p.m. ESPN+
 - *Furman at Wofford, 7 p.m. Nexstar/ESPN+
 - *VMI at Chattanooga, 7 p.m. ESPN+

SoCON PLAYER OF THE WEEK (2/16)

PRESENTED BY **GEICO**
Hayden Brown, R-Jr., F
The Citadel

Brown averaged 17.0 points and 13.5 rebounds per game on the week as The Citadel downed ETSU 79-71 and dropped a 70-66 decision at Chattanooga.

Against the Bucs on Wednesday, Brown scored 21 points and pulled down 12 rebounds for his 10th double-double of the season. The redshirt junior from Greer, South Carolina, was 8-for-11 (.727) from the floor on the evening and added six assists, two blocked shots and two steals. The win was The Citadel's 10th at home this season, its most since the 2008-09 season, and its first over ETSU in Charleston, South Carolina, since Feb. 26, 2015.

Three days later at Chattanooga, Brown logged his league-leading 11th double-double of the season, scoring 13 points and grabbing 15 rebounds. He added five assists, a blocked shot and a steal.



HAYDEN BROWN R-JR. F
SoCON MEN'S BASKETBALL
PLAYER OF THE WEEK
 PRESENTED BY **GEICO**

- Mercer dropped a 79-60 decision at home against Furman on Saturday. Neftali Alvarez scored 20 points and Felipe Haase added 17 for the Bears, who shot just 39.7 percent from the floor and got no scoring from their bench on the day.
- League-leading UNCG cooled off the SoCon's hottest squad Saturday, halting Chattanooga's six-game winning streak with a 60-55 victory over the Mocs. Mohammed Abdulsalam matched his career high with 15 points for the Spartans, who overcame an early 10-point second-half deficit to win for the 10th time in their last 12 outings.
- UNCG senior Isaiah Miller had one steal to move into sole possession of second in league history and now trails only ETSU legend and SoCon Hall of Famer Keith "Mister" Jennings, who had 334 from 1988-91.
- Western Carolina dropped its third straight game Saturday, falling 80-56 to Wofford. Cory Hightower scored a career- and game-high 26 points and was joined in double figures by Sin'Cere McMahan, who had 13.
- Noah Gurley scored 24 points and grabbed 10 rebounds and ignited a 13-0 second-half run to lead Furman to its 12th straight win over Mercer on Saturday. The Paladins are 10-1 at home this season and have won 22 of 23 at Timmons Arena.
- VMI saw its four-game winning streak against The Citadel come to an end Saturday. Junior center Jake Stephens notched 19 points and a career-high 16 rebounds for his fifth double-double of the season, while Greg Parham and Kamdyn Curfman scored 17 apiece.
- The Keydets have seven league wins, their most since the 2014-15 season. VMI own wins over UNCG, Furman and Wofford this season, all of whom were in first place in the SoCon standings at the time, as well as Chattanooga, giving it wins over four of the five teams in front of it in the standings.
- Three SoCon teams are in the CollegelInsider.com Top 25, with UNCG ranked 15th, Furman 16th and ETSU 25th.

SoCon 100th Anniversary

The SoCon is celebrating its 100th anniversary in 2021. The fifth-oldest NCAA Division I college athletic association, the SoCon contested the first-ever collegiate conference basketball tournament in 1921, tackled freshman eligibility in 1922, became the first conference to adopt the 3-point field goal in basketball in 1980 and developed women's championships in 1984.



SoCon RECORD BOOK

INDIVIDUAL

Coaching wins at a SoCon school

| | | |
|-----|-----|----------------------------------------------|
| 1. | 447 | Bob McKillop, DAV (1992-14) |
| 2. | 299 | Mike Young, WOF (2002-19) |
| 3. | 243 | Mack McCarthy, UTC (1985-97) |
| | 243 | Burton Shipley, MD (1923-47) |
| 5. | 230 | Bill Reinhart, GW (1941-42; 1949-66) |
| 6. | 226 | Eddie Cameron, Duke (1928-42) |
| | 226 | Bobby Cremins, APP (1975-81); CofC (2006-12) |
| 8. | 223 | Lyles Alley, FUR (1945-49; 1950-66) |
| 9. | 213 | Les Robinson, CIT (1974-85); ETSU (1985-90) |
| 10. | 196 | Murray Greason, WF (1936-43; 44-53) |
| 11. | 194 | Norman Shepard, UNC (1923-24); DAV (1937-49) |
| 12. | 193 | Larry Hunter, WCU (2005-18) |
| 13. | 187 | Everett Case, NCSU (1946-53) |
| 14. | 180 | Wes Miller, UNCG (2011-present) |
| 15. | 176 | Lefty Driesell, DAV (1960-69) |
| 16. | 168 | Malcolm U. Pitt, RICH (1935-52) |
| 17. | 148 | Herman J. Stegeman, UGA (1921-31) |
| 18. | 147 | Lester Hooker Jr., RICH (1952-63) |
| 19. | 146 | Fred Schaus, WVU (1954-60) |
| 20. | 145 | Steve Cottrell, WCU (1977-87) |
| | 145 | John Shulman, UTC (2004-13) |
| 22. | 142 | Joe Williams, FUR (1970-78) |
| 23. | 141 | Tom Scott, UNC (1946-52); DAV (1955-60) |
| 24. | 139 | Ron Shumate, UTC (1972-79) |
| | 139 | Tom Apke, APP (1986-96) |

Coaching wins per season (min. two seasons) (entering 2020-21 season)

| Avg. | Wins | Yrs. | | |
|------|-------------|-----------|----------|---------------------------------|
| 1. | 26.7 | 187 | 7 | Everett Case, NCSU 1946-53 |
| 2. | 26.0 | 52 | 2 | Ben Carnevale, UNC 1944-46 |
| | 26.0 | 130 | 5 | Steve Forbes, ETSU 2015-20 |
| 4. | 24.3 | 146 | 6 | Fred Schaus, WVU 1954-60 |
| | 24.3 | 73 | 3 | Bob Richey, FUR 2017-pr. |
| 6. | 23.8 | 95 | 4 | John Kresse, CofC 1998-02 |

Steals Career

| | | | |
|-----|------------|----------------------------|-----------------|
| 1. | 334 | Keith Jennings, ETSU | 1988-91 |
| 2. | 294 | Isaiah Miller, UNCG | 2017-pr. |
| 3. | 293 | D.J. Thompson, APP | 2003-06 |
| 4. | 285 | Brigham Waginger, WCU | 2006-10 |
| | 285 | Josh Sharkey, SAM | 2016-20 |
| 6. | 250 | Derek Rucker, DAV | 1985-88 |
| 7. | 247 | Tyson Patterson, APP | 1996-00 |
| 8. | 246 | Zakee Wadood, ETSU | 2001-02 |
| 9. | 240 | Jason Bell, VMI | 1995-98 |
| 10. | 236 | Ricky Hickman, UNCG | 2003-07 |
| | 236 | Rodney Peel, APP | 1988-92 |

3-point field goals made Career

| | | | |
|-----|------------|----------------------------|-----------------|
| 1. | 509 | Fletcher Magee, WOF | 2015-19 |
| 2. | 414 | Stephen Curry, DAV | 2006-09 |
| 3. | 396 | Andrew Goudelock, CofC | 2007-11 |
| | 396 | Francis Alonso, UNCG | 2015-19 |
| 3. | 358 | Donald Sims, APP | 2007-11 |
| 6. | 324 | Matt Frierson, CIT | 2015-19 |
| 7. | 312 | Karl Cochran, WOF | 2011-15 |
| 8. | 299 | Ian Chadwick, WOF | 1997-01 |
| 9. | 298 | Nathan Hoover, WOF | 2016-20 |
| 10. | 295 | Zach Urbanus, CIT | 2007-11 |
| 11. | 288 | Jordan Lyons, FUR | 2016-20 |
| | 288 | Matt Halvorsen, WCU | 2017-pr. |
| 13. | 278 | Jake Robinson, WCU | 2006-10 |
| 14. | 273 | Eric Webb, FUR | 2004-97 |
| 15. | 270 | D.J. Thompson, APP | 2003-06 |

TEAM

Scoring Game

| | | | |
|----|------------|--------------------------------|-----------------|
| 1. | 154 | FUR vs. The Citadel | 1/8/55 |
| 2. | 149 | FUR vs. Newberry | 2/13/54 |
| 3. | 148 | CIT vs. Mid-Atlantic Christian | 11/12/18 |
| 4. | 146 | CIT vs. Johnson | 11/11/16 |
| 5. | 144 | CIT vs. Toccoa Falls | 12/7/16 |
| 6. | 141 | WCU vs. Toccoa Falls | 1/17/12 |
| 7. | 137 | CIT vs. Johnson | 11/14/18 |
| 8. | 133 | WCU vs. Toccoa Falls | 11/26/01 |
| | 133 | VMI vs. Mid-Atlantic Christian | 12/2/14 |
| | 133 | SAM vs. Belhaven | 12/21/20 |

Field-goal percentage Game

| | Pct. | FG-FGA | |
|-----|-------------|--------------|------------------------------------|
| 1. | 77.4 | 24-31 | UR vs. CIT 1975-76 |
| 2. | 72.3 | 34-47 | UTC vs. APP 3/6/03 |
| 3. | 71.9 | 41-57 | Elon vs. W&L 11/8/13 |
| 4. | 71.7 | 33-46 | DAV vs. VMI 3/3/83 |
| 5. | 71.4 | 20-28 | FUR vs. JMU 12/1/84 |
| 6. | 71.0 | 44-62 | APP vs. Tenn. Wesleyan 12/30/99 |
| 7. | 70.3 | 45-64 | WOF vs. Allen 11/15/16 |
| 8. | 70.0 | 42-60 | FUR vs. S.C. State 12/21/20 |
| 9. | 69.8 | 37-53 | VMI vs. Christendom 11/20/19 |
| 10. | 69.3 | 43-62 | CIT vs. Indiana State 12/19/88 |

3-point field goals made Game

| | | | |
|----|-----------|----------------------------------|-----------------|
| 1. | 24 | VMI vs. Furman | 2/12/15 |
| 2. | 23 | CIT vs. Mid-Atlantic Christian | 11/12/18 |
| | 23 | CIT vs. High Point | 11/27/18 |
| 4. | 22 | GSU vs. Chattanooga | 1/17/05 |
| | 22 | CIT vs. UNCG | 2/28/19 |
| | 22 | SAM vs. Belhaven | 12/21/20 |
| 7. | 21 | FUR vs. Virginia Intermont | 12/29/04 |
| | 21 | VMI vs. Johnson | 11/18/14 |
| | 21 | CIT vs. Ogelthorpe | 11/10/17 |
| | 21 | FUR vs. North Greenville | 11/15/18 |
| | 21 | VMI vs. Camp.-Harrodsburg | 12/15/20 |
| | 21 | FUR vs. S.C. State | 12/21/20 |

Rebounds Game

| | | | |
|----|-----------|--------------------------------|-----------------|
| 1. | 78 | GWU vs. Georgetown | 1968-69 |
| 2. | 76 | DAV vs. VMI | 1/8/70 |
| 3. | 70 | VMI vs. Mid-Atlantic Christian | 12/2/14 |
| 4. | 68 | DAV vs. Emory | 11/9/07 |
| 5. | 67 | CIT vs. Clemson | 11/25/00 |
| | 67 | CIT vs. Johnson | 11/13/16 |
| 7. | 65 | GSU vs. UC Davis | 11/12/06 |
| 8. | 64 | ETSU vs. Reinhardt | 12/3/18 |
| 9. | 63 | ETSU vs. UVa-Wise | 11/18/14 |
| | 63 | CIT vs. Mid-Atlantic Christian | 11/12/18 |
| | 63 | UNCG at N.C. A&T | 12/22/20 |

Assists Game

| | | | |
|----|-----------|--------------------------------|-----------------|
| 1. | 42 | CIT vs. Mid-Atlantic Christian | 11/19/15 |
| 2. | 39 | DAV vs. Warren Wilson | 12/9/91 |
| 3. | 38 | MAR vs. South Carolina | 12/1/80 |
| 4. | 37 | CIT vs. Mid-Atlantic Christian | 11/12/18 |
| 5. | 36 | UTC vs. Emmanuel | 11/29/03 |
| | 36 | SAM vs. Belhaven | 12/21/20 |
| 7. | 35 | DAV vs. Mount St. Mary | 12/15/06 |
| | 35 | UTC vs. Tennessee Wesleyan | 11/26/03 |
| 9. | 34 | CIT vs. Johnson | 11/13/16 |
| | 34 | WOF vs. UVa-Wise | 12/6/16 |

ACTIVE SoCon CAREER LEADERS

Points scored (SoCon career rank)

| | |
|-------|-----------------------------------------|
| 1,808 | Isaiah Miller, UNCG, Sr. |
| 1,279 | Storm Murphy, Wofford, Sr. |
| 1,247 | David Jean-Baptiste, Chattanooga, R-Sr. |
| 1,231 | Clay Mounce, Furman, Sr. |
| 1,227 | Matt Halvorsen, Western Carolina, Sr. |

Points scored per game (min. 800 points)

| | |
|-------|-----------------------------------------|
| 17.06 | Mason Faulkner, Western Carolina, R-Sr. |
| 14.46 | Isaiah Miller, UNCG, Sr. |
| 12.21 | Noah Gurley, Furman, Jr. |
| 11.78 | Ross Cummings, Mercer, R-Sr. |
| 11.71 | Kaiden Rice, The Citadel, Sr. |

Field-goal percentage (min. 240 made)

| | |
|------|----------------------------------|
| .512 | Clay Mounce, Furman, Sr. |
| .496 | Noah Gurley, Furman, Jr. |
| .492 | Hayden Brown, The Citadel, R-Jr. |
| .480 | Mike Bothwell, Furman, Jr. |
| .475 | Myles Lewis, VMI, Sr. |

3-point field goals made

| | | |
|-----|---------------------------------------|-------|
| 288 | Matt Halvorsen, Western Carolina, Sr. | (t11) |
| 270 | Kaiden Rice, The Citadel, Sr. | |
| 235 | Ross Cummings, Mercer, R-Sr. | |
| 219 | Storm Murphy, Wofford, Sr. | |
| 197 | Alex Hunter, Furman, Sr. | |

3-point field-goal percentage (min. 120 made)

| | |
|------|----------------------------------|
| .418 | Storm Murphy, Wofford, Sr. |
| .418 | Triston Chambers, Samford, R-Sr. |
| .413 | Ross Cummings, Mercer, R-Sr. |
| .398 | Kamdyn Curfman, VMI, So. |
| .375 | Fletcher Abee, The Citadel, So. |

Free-throw percentage (min. 110 made)

| | |
|------|---------------------------------------|
| .855 | Stefan Kenic, Chattanooga, Sr. |
| .848 | Storm Murphy, Wofford, Sr. |
| .833 | Matt Halvorsen, Western Carolina, Sr. |
| .832 | Preston Parks, Samford, Gr. |
| .809 | Mike Bothwell, Furman, Jr. |

Rebounds

| | |
|-----|----------------------------------|
| 604 | Clay Mounce, Furman, Sr. |
| 583 | Isaiah Miller, UNCG, Sr. |
| 473 | Myles Lewis, VMI, Sr. |
| 444 | Jake Stephens, VMI, Jr. |
| 430 | Hayden Brown, The Citadel, R-Jr. |

Rebounds per game (min. 280 rebounds)

| | |
|------|-----------------------------------------|
| 6.80 | Jalen Dupree, Samford, R-Sr. |
| 5.84 | Mason Faulkner, Western Carolina, R-Sr. |
| 5.58 | Hayden Brown, The Citadel, R-Jr. |
| 5.16 | Clay Mounce, Furman, Sr. |
| 5.05 | Jake Stephens, VMI, Jr. |

Blocked shots

| | |
|----|------------------------------|
| 90 | Jake Stephens, VMI, Jr. |
| 78 | Clay Mounce, Furman, Sr. |
| 68 | Noah Gurley, Furman, Jr. |
| 67 | Jalen Slawson, Furman, Jr. |
| 62 | Maciej Bender, Mercer, R-Sr. |

Steals

| | | |
|-----|-----------------------------------------|-----|
| 294 | Isaiah Miller, UNCG, Sr. | (2) |
| 117 | Clay Mounce, Furman, Sr. | |
| 109 | David Jean-Baptiste, Chattanooga, R-Sr. | |
| 101 | Alex Hunter, Furman, Sr. | |
| 100 | Storm Murphy, Wofford, Sr. | |

Assists

| | |
|-----|-----------------------------------------|
| 465 | Storm Murphy, Wofford, Sr. |
| 344 | Alex Hunter, Furman, Sr. |
| 306 | Isaiah Miller, UNCG, Sr. |
| 300 | Greg Parham, VMI, Sr. |
| 276 | Mason Faulkner, Western Carolina, R-Sr. |

Assists per game (min. 150 assists)

| | |
|------|-----------------------------------------|
| 5.52 | Mason Faulkner, Western Carolina, R-Sr. |
| 3.75 | Storm Murphy, Wofford, Sr. |
| 3.07 | Preston Parks, Samford, Gr. |
| 2.87 | Alex Hunter, Furman, Sr. |
| 2.59 | Greg Parham, VMI, Sr. |

SoCon COACHING RECORDS

| Coach, school | Career (yrs.) | School (yrs.) | SoCon (yrs.) |
|--------------------------------|----------------|---------------|---------------|
| Duggar Baucom, The Citadel | 251-293 (18th) | 63-115 (6th) | 28-95 (7th) |
| Jason Shay, ETSU | 12-10 (1st) | Same | 8-6 (1st) |
| Bob Richey, Furman | 88-33 (4th) | Same | 50-17 (4th) |
| Greg Gary, Mercer | 46-68 (4th) | 30-24 (2nd) | 17-15 (2nd) |
| Wes Miller, UNCG | 180-133 (10th) | Same | 107-65 (10th) |
| Bucky McMillan, Samford | 6-12 (1st) | Same | 2-9 (1st) |
| Lamont Paris, Chattanooga | 60-62 (4th) | Same | 29-40 (4th) |
| Dan Earl, VMI | 56-122 (6th) | Same | 25-79 (6th) |
| Mark Prosser, Western Carolina | 40-74 (4th) | 35-51 (3rd) | 16-34 (3rd) |
| Jay McAuley, Wofford | 33-24 (2nd) | Same | 19-15 (2nd) |

American Athletic (0-2)

- 12/9 Cincinnati 78, Furman 73
- 12/12 USF 58, Wofford 56
(Holiday Hoopsgiving; Atlanta, Ga.)

ASUN (3-0)

- 12/9 Chattanooga 77, Bellarmine 68
- 12/19 Samford 65, Kennesaw State 63
- 12/22 Mercer 81, Kennesaw State 71

Atlantic 10 (0-4)

- 12/2 Duquesne 81, UNCG 68
(Wade Houston Tipoff Classic; Louisville, Ky.)
- 12/7 #19 Richmond 77, Wofford 72
- 12/15 VCU 93, Western Carolina 68
- 12/21 George Mason 68, VMI 66

Atlantic Coast (1-1)

- 11/27 Mercer 83, Georgia Tech 73
- 12/3 #16 Virginia Tech 64, VMI 57

Big South (9-3)

- 11/28 Furman 91, USC Upstate 63
(Furman Multi Team Event)
- 11/28 Western Carolina 83, UNC Asheville 81 (OT)
(Mako Medical Asheville Classic)
- 12/1 VMI 84, Longwood 71
- 12/1 Winthrop 75, UNCG 67
(Louisville, Ky.)
- 12/13 VMI 79, Hampton 64
(Keydet Classic)
- 12/15 ETSU 65, Gardner-Webb 60
- 12/15 UNCG 65, USC Upstate 57
- 12/16 Chattanooga 69, UNC Asheville 66
- 12/18 Gardner-Webb 88, VMI 77
- 12/19 The Citadel 91, Longwood 89
- 12/19 Winthrop 81, Furman 71
- 12/22 The Citadel 94, Presbyterian 82

Big Ten (0-1)

- 11/28 Penn State 86, VMI 65

Colonial (4-0)

- 11/25 Western Carolina 98, UNCW 76
(Asheville, N.C.)
- 12/5 Furman 81, College of Charleston 57
- 12/18 Western Carolina 76, Col. of Charleston 70 (OT)
- 12/19 UNCG 71, Elon 64

Conference USA (3-1)

- 11/27 ETSU 57, Middle Tennessee 43
(Gulf Coast Showcase; Estero, Fla.)
- 12/7 Chattanooga 80, Middle Tennessee 70
- 12/12 UAB 65, ETSU 61
- 12/19 Chattanooga 69, UAB 66

Horizon (1-0)

- 12/5 Chattanooga 79, Northern Kentucky 72

Mid-Eastern Athletic (5-1)

- 12/3 The Citadel 78, North Carolina A&T 70
- 12/10 Coppin State 85, UNCG 80
- 12/12 Western Carolina 104, North Carolina A&T 98 (OT)
- 12/13 UNCG 64, Norfolk State 47
- 12/21 Furman 118, South Carolina State 52
- 12/22 UNCG 86, North Carolina A&T 65

Non-Division I (23-0)

- 11/25 Mercer 79, North Georgia 48
- 11/25 Chattanooga 99, Lander 63
- 11/25 The Citadel 89, Piedmont 64
- 11/25 Furman 95, Tusculum 62
- 11/25 Wofford 88, Toccoa Falls 49
- 11/25 VMI 90, St. Andrews 63
- 11/28 Wofford 111, Carver 37
- 11/30 Western Carolina 96, Piedmont 58
- 12/1 Samford 97, Covenant 73
- 12/2 Furman 89, Southern Wesleyan 49
(Furman Multi Team Event)
- 12/3 Western Carolina 91, Newberry 84
- 12/5 Mercer 88, Columbia International 62
- 12/5 The Citadel 100, Toccoa Falls 58
- 12/6 Mercer 96, Southern Wesleyan 85
- 12/7 The Citadel 96, Columbia International 57
- 12/8 VMI 100, Greensboro College 65
- 12/9 The Citadel 102, Carver 51
- 12/12 Furman 86, Flagler 61
- 12/12 Chattanooga 81, North Georgia 63
- 12/15 VMI 106, Campbellsville Harrodsburg 72
- 12/17 ETSU 96, Columbia International 54
- 12/19 ETSU 62, Lee 53
- 12/21 Samford 133, Belhaven 84

Ohio Valley (4-1)

- 11/26 Austin Peay 67, ETSU 66
(Gulf Coast Showcase; Estero, Fla.)
- 11/30 Chattanooga 62, Tennessee Tech 54
- 12/5 Samford 96, Belmont 83
- 12/6 Western Carolina 76, Tennessee Tech 75 (OT)
- 12/22 Chattanooga 66, Tennessee State 63

Southeastern (0-4)

- 12/12 Georgia 79, Samford 75
- 12/15 Alabama 83, Furman 80
- 12/21 Texas A&M 70, Wofford 52
- 12/22 Alabama 85, ETSU 69

Southland (0-1)

- 11/25 Abilene Christian 70, ETSU 47
(Gulf Coast Showcase; Estero, Fla.)

Southwestern Athletic (0-1)

- 11/29 Alabama A&M 78, Samford 76

Sun Belt (4-3)

- 11/27 Troy 66, Western Carolina 64
(Mako Medical Asheville Classic; Asheville, N.C.)
- 11/27 UNCG 77, Little Rock 70
(Wade Houston Tipoff Classic; Louisville, Ky.)
- 11/30 Mercer 86, Georgia State 69
- 12/13 Mercer 77, Georgia Southern 75
- 12/15 Wofford 88, Coastal Carolina 77
- 12/16 Georgia State 88, Mercer 81
- 12/16 Troy 79, Samford 71

Schedule subject to change

| | |
|----------------------------|--------------|
| American Athletic..... | 0-2 |
| ASUN..... | 3-0 |
| Atlantic 10..... | 0-4 |
| Atlantic Coast..... | 1-1 |
| Big South..... | 9-3 |
| Big Ten..... | 0-1 |
| Colonial..... | 4-0 |
| Conference USA..... | 3-1 |
| Horizon..... | 1-0 |
| Mid-Eastern Athletic..... | 5-1 |
| Non-Division I..... | 23-0 |
| Ohio Valley..... | 4-1 |
| Southeastern..... | 0-4 |
| Southland..... | 0-1 |
| Southwestern Athletic..... | 0-1 |
| Sun Belt..... | 4-3 |
| Total..... | 57-23 |
| Home..... | 37-2 |
| Away..... | 17-15 |
| Neutral..... | 3-6 |
| vs. Top 25..... | 0-1 |

SPECIALTY STATS LEADERS

| 30-point games | Ovr. | SoCon |
|----------------------------|------|-------|
| Hayden Brown, CIT..... | 2 | 1 |
| Ledarius Brewer, ETSU..... | 1 | 1 |
| Mike Bothwell, FUR..... | 1 | 1 |
| Isaiah Miller, UNCG..... | 1 | 1 |
| Jake Stephens, VMI..... | 1 | 1 |

| 20-point games | Ovr. | SoCon |
|-------------------------------|------|-------|
| Greg Parham, VMI..... | 11 | 9 |
| Hayden Brown, CIT..... | 10 | 5 |
| Kaiden Rice, CIT..... | 10 | 7 |
| Isaiah Miller, UNCG..... | 9 | 6 |
| Storm Murphy, WOF..... | 9 | 7 |
| Clay Mounce, FUR..... | 8 | 4 |
| Ross Cummings, MER..... | 7 | 5 |
| Ledarius Brewer, ETSU..... | 6 | 5 |
| Damari Monsanto, ETSU..... | 6 | 5 |
| Mike Bothwell, FUR..... | 6 | 2 |
| David Jean-Baptiste, UTC..... | 6 | 4 |
| Mason Faulkner, WCU..... | 6 | 3 |
| Malachi Smith, UTC..... | 5 | 4 |
| Jake Stephens, VMI..... | 4 | 3 |
| Matt Halvorsen, WCU..... | 4 | 0 |
| Noah Gurley, FUR..... | 3 | 2 |
| Neftali Alvarez, MER..... | 3 | 3 |
| Maciej Bender, MER..... | 3 | 1 |
| Stefan Kenic, UTC..... | 3 | 2 |
| Xavier Cork, WCU..... | 3 | 1 |
| Alex Hunter, FUR..... | 2 | 1 |
| Christian Guess, SAM..... | 2 | 1 |
| Myron Gordon, SAM..... | 2 | 0 |
| Sean Conway, VMI..... | 2 | 2 |
| Cory Hightower, WCU..... | 2 | 2 |
| Tray Hollowell, WOF..... | 2 | 1 |
| Messiah Jones, WOF..... | 2 | 1 |
| Fletcher Abee, CIT..... | 1 | 1 |
| Ty Brewer, ETSU..... | 1 | 1 |
| Serrel Smith Jr., ETSU..... | 1 | 1 |
| Felipe Haase, MER..... | 1 | 1 |
| Leon Ayers III, MER..... | 1 | 1 |
| Kaleb Hunter, UNCG..... | 1 | 1 |
| Keyshaun Langley, UNCG..... | 1 | 0 |
| Triston Chambers, SAM..... | 1 | 0 |
| Logan Dye, SAM..... | 1 | 0 |
| A.J. Staton-McCray, SAM..... | 1 | 0 |
| Trey Bonham, VMI..... | 1 | 1 |
| Kamdyn Curfman, VMI..... | 1 | 1 |
| Travion McCray, WCU..... | 1 | 0 |
| Sin'Cere McMahon, WCU..... | 1 | 0 |
| Morgan Safford, WOF..... | 1 | 0 |

| 20-rebound games | Ovr. | SoCon |
|------------------------|------|-------|
| Hayden Brown, CIT..... | 1 | 0 |

| 15-rebound games | Ovr. | SoCon |
|-------------------------|------|-------|
| Hayden Brown, CIT..... | 5 | 3 |
| Felipe Haase, MER..... | 2 | 0 |
| Clay Mounce, FUR..... | 1 | 1 |
| Jake Stephens, VMI..... | 1 | 1 |

| 10-rebound games | Ovr. | SoCon |
|--------------------------------|------|-------|
| Hayden Brown, CIT..... | 12 | 8 |
| Malachi Smith, UTC..... | 10 | 3 |
| Myles Lewis, VMI..... | 7 | 3 |
| Jake Stephens, VMI..... | 5 | 3 |
| Damari Monsanto, ETSU..... | 4 | 4 |
| Clay Mounce, FUR..... | 4 | 3 |
| Felipe Haase, MER..... | 4 | 0 |
| Christian Guess, SAM..... | 4 | 1 |
| Xavier Cork, WCU..... | 4 | 2 |
| Silas Adheke, ETSU..... | 3 | 2 |
| Noah Gurley, FUR..... | 3 | 3 |
| Jalen Slawson, FUR..... | 3 | 1 |
| Mohammed Abdulsalam, UNCG..... | 3 | 2 |
| Isaiah Miller, UNCG..... | 3 | 3 |
| Stephen Clark, CIT..... | 2 | 1 |
| Kaleb Hunter, UNCG..... | 2 | 0 |
| KC Hankton, UTC..... | 2 | 2 |
| Sean Conway, VMI..... | 2 | 2 |
| Tyler Harris, WCU..... | 2 | 1 |
| Messiah Jones, WOF..... | 2 | 0 |
| Tyler Mofte, CIT..... | 1 | 1 |
| Derek Webster Jr., CIT..... | 1 | 1 |
| Ledarius Brewer, ETSU..... | 1 | 1 |

| | | |
|--------------------------|---|---|
| Jalen Dupree, SAM..... | 1 | 0 |
| Myron Gordon, SAM..... | 1 | 0 |
| A.J. Caldwell, UTC..... | 1 | 1 |
| Cory Hightower, WCU..... | 1 | 1 |
| Nick Pringle, WOF..... | 1 | 0 |

| 10-assist games | Ovr. | SoCon |
|------------------------|------|-------|
| Tyler Mofte, CIT..... | 2 | 1 |
| Storm Murphy, WOF..... | 1 | 1 |

| 5-block games | Ovr. | SoCon |
|-------------------------|------|-------|
| Stephen Clark, CIT..... | 3 | 2 |
| Hayden Koval, UNCG..... | 2 | 0 |
| Jalen Slawson, FUR..... | 1 | 1 |
| Jake Stephens, VMI..... | 1 | 1 |
| Xavier Cork, WCU..... | 1 | 0 |

| Double-doubles | Ovr. | SoCon |
|-------------------------------|------|-------|
| Hayden Brown, CIT..... | 12 | 8 |
| Malachi Smith, UTC..... | 9 | 2 |
| Jake Stephens, VMI..... | 5 | 3 |
| Clay Mounce, FUR..... | 4 | 3 |
| Christian Guess, SAM..... | 4 | 1 |
| Myles Lewis, VMI..... | 4 | 1 |
| Tyler Mofte, CIT..... | 3 | 2 |
| Damari Monsanto, ETSU..... | 3 | 3 |
| Jalen Slawson, FUR..... | 3 | 1 |
| Isaiah Miller, UNCG..... | 3 | 3 |
| Xavier Cork, WCU..... | 3 | 1 |
| Silas Adheke, ETSU..... | 2 | 1 |
| Noah Gurley, FUR..... | 2 | 2 |
| Felipe Haase, MER..... | 2 | 0 |
| Messiah Jones, WOF..... | 2 | 0 |
| Stephen Clark, CIT..... | 1 | 0 |
| Derek Webster Jr., CIT..... | 1 | 1 |
| Ledarius Brewer, ETSU..... | 1 | 1 |
| Mohammed Abdulsala, UNCG..... | 1 | 1 |
| Kaleb Hunter, UNCG..... | 1 | 0 |
| Jalen Dupree, SAM..... | 1 | 1 |
| Myron Gordon, SAM..... | 1 | 0 |
| A.J. Caldwell, UTC..... | 1 | 1 |
| KC Hankton, UTC..... | 1 | 1 |
| Sean Conway, VMI..... | 1 | 1 |
| Cory Hightower, WCU..... | 1 | 1 |
| Storm Murphy, WOF..... | 1 | 1 |
| Nick Pringle, WOF..... | 1 | 0 |

| 30/20 games | Ovr. | SoCon |
|------------------------|------|-------|
| Hayden Brown, CIT..... | 1 | 0 |

| 30/10 games | Ovr. | SoCon |
|--------------------------|------|-------|
| Hayden Brown, CIT..... | 2 | 1 |
| Isaiah Miller, UNCG..... | 1 | 1 |
| Jake Stephens, VMI..... | 1 | 1 |

| 20/15 games | Ovr. | SoCon |
|------------------------|------|-------|
| Hayden Brown, CIT..... | 3 | 1 |

| 20/10 games | Ovr. | SoCon |
|----------------------------|------|-------|
| Hayden Brown, CIT..... | 7 | 3 |
| Clay Mounce, FUR..... | 3 | 2 |
| Damari Monsanto, ETSU..... | 2 | 2 |
| Noah Gurley, FUR..... | 1 | 1 |
| Isaiah Miller, UNCG..... | 1 | 1 |
| Christian Guess, SAM..... | 1 | 0 |
| Malachi Smith, UTC..... | 1 | 0 |
| Sean Conway, VMI..... | 1 | 1 |
| Jake Stephens, VMI..... | 1 | 1 |
| Xavier Cork, WCU..... | 1 | 0 |
| Messiah Jones, WOF..... | 1 | 0 |
| Storm Murphy, WOF..... | 1 | 1 |

3-POINTER STREAKS

Five SoCon student-athletes have streaks of at least 10 consecutive games with a made 3-pointer, led by the 23-game streak by Chattanooga's David Jean-Baptiste, which stretches back to last season.

| Consecutive games with a 3-pointer | Player, school | '20-21 | '19-20 | Total |
|------------------------------------|-------------------------------|--------|--------|-------|
| | David Jean-Baptiste, UTC, Sr. | 20 | 3 | 23 |
| | Kaiden Rice, CIT, Sr. | 21 | x | 21 |
| | Ledarius Brewer, ETSU, R-Jr. | 20 | x | 20 |
| | Sean Conway, VMI, So. | 19 | x | 19 |
| | Ross Cummings, MER, R-Sr. | 10 | x | 10 |

Preseason predictions

UNC Greensboro is the coaches' preseason favorite and Furman is the media's pick to win the 2020-21 SoCon men's basketball title in polling of the league's 10 men's basketball coaches and media. UNCG senior guard Isaiah Miller, the reigning SoCon Player of the Year and two-time defending SoCon Defensive Player of the Year, is the coaches' preseason player of the year selection for the second straight season.

Preseason Player of the Year

Isaiah Miller, Sr., G, UNCG

Preseason All-Southern Conference Team

Ledarius Brewer, R-Jr., G, ETSU
 Ty Brewer, Jr., F, ETSU
 Mike Bothwell, Jr., G, Furman
 Noah Gurley, Jr., F, Furman
 Clay Mounce, Sr., F, Furman
 Ross Cummings, R-Sr., G, Mercer
 Jeff Gary, R-Jr., G, Mercer
 Isaiah Miller, Sr., G, UNCG
 David Jean-Baptiste, R-Sr., G, Chattanooga
 Mason Faulkner, R-Sr., G, Western Carolina
 Storm Murphy, Sr., G, Wofford

| Coaches poll | | Media poll | |
|---------------------|-------|---------------------|-------|
| Team (1st) | Total | Team (1st) | Total |
| 1. UNCG (4) | 76 | 1. Furman (16) | 278 |
| 2. Furman (5) | 74 | 2. UNCG (9) | 274 |
| 3. ETSU (1) | 63 | 3. ETSU (4) | 211 |
| 4. Mercer | 56 | 4. Mercer (1) | 190 |
| 5. Wofford | 47 | 5. Wofford | 184 |
| 6. Western Carolina | 44 | 6. Western Carolina | 175 |
| 7. Chattanooga | 38 | 7. Chattanooga | 150 |
| 8. Samford | 23 | 8. Samford | 79 |
| 9. VMI | 15 | 9. VMI | 61 |
| 10. The Citadel | 14 | 10. The Citadel | 48 |

COLLEGEINSIDER.COM MID-MAJOR TOP 25

| Team | PS | N30 | D7 | D14 | D21 | D28 | J4 | J11 | J18 | J25 | F1 | F8 | F15 |
|--------------------|-----------|-----------|-----------|-----------|-----------|-----------|-----------|-----------|----------|-----------|-----------|-----------|-----------|
| Gonzaga (31) | 1 | 1 | 1 | 1 | 1 | 1 | 1 | 1 | 1 | 1 | 1 | 1 | 1 |
| Belmont | 13 | 5 | 17 | 12 | 12 | 12 | 6 | 5 | 5 | 4 | 3 | 2 | 2 |
| Loyola Chicago | 3 | 4 | 3 | 2 | 8 | 8 | 8 | 15 | 8 | 6 | 4 | 3 | 3 |
| Drake | - | 22 | 18 | 9 | 7 | 4 | 3 | 3 | 3 | 3 | 2 | 4 | 4 |
| Winthrop | 9 | 14 | 6 | 5 | 2 | 2 | 2 | 2 | 2 | 2 | 5 | 6 | 5 |
| BYU | 7 | 3 | 4 | 6 | 6 | 6 | 5 | 6 | 6 | 5 | 7 | 5 | 6 |
| Wright State | 20 | 25 | - | 18 | 17 | 15 | 16 | 17 | 18 | 17 | 11 | 9 | 7 |
| Liberty | - | 15 | 8 | 8 | 9 | 9 | 10 | 7 | 9 | 9 | 8 | 8 | 8 |
| Toledo | - | - | - | - | 23 | 17 | 12 | 11 | 13 | 8 | 6 | 7 | 9 |
| Abilene Christian | - | 24 | 22 | 24 | 18 | 18 | 13 | 13 | 12 | 15 | 13 | 10 | 10 |
| Sam Houston | - | - | - | - | - | - | - | - | 19 | 14 | 16 | 13 | 11 |
| Akron | - | - | - | - | - | - | - | - | - | - | 18 | 19 | 12 |
| Southern Utah | - | - | - | - | - | 24 | 17 | 16 | 17 | 18 | 17 | 17 | 13 |
| South Dakota State | 5 | 13 | 7 | 11 | 11 | 14 | 11 | 10 | 10 | 10 | 10 | 12 | 14 |
| UNCG | 12 | 12 | 21 | - | - | - | - | - | - | - | 21 | 15 | 15 |
| Furman | 6 | 2 | 2 | 3 | 5 | 5 | 4 | 4 | 4 | 7 | 9 | 11 | 16 |
| Eastern Kentucky | - | - | - | 21 | - | - | 25 | 18 | 14 | 12 | 12 | 16 | 17 |
| Texas State | - | - | - | - | - | - | - | - | 21 | 19 | - | 24 | 18 |
| Morehead State | - | - | - | - | - | - | - | - | - | - | 25 | 18 | 19 |
| UCSB | 25 | - | - | - | - | - | - | - | - | - | - | - | 20 |
| Eastern Washington | 14 | 16 | 24 | - | - | - | - | - | - | - | - | - | 21 |
| Louisiana | - | - | - | - | 22 | 22 | 23 | 24 | 25 | 21 | 15 | 20 | 22 |
| Georgia State | 11 | 6 | 12 | 10 | 4 | 3 | 9 | 9 | 7 | 13 | 14 | 14 | 23 |
| Missouri State | - | - | - | - | - | 19 | 20 | 12 | 11 | 11 | 23 | - | 24 |
| ETSU | - | - | - | - | - | - | - | - | - | - | 19 | 23 | 25 |
| Saint Mary's | 15 | 7 | 5 | 4 | 3 | 7 | 7 | 8 | 16 | 16 | 20 | 21 | - |
| Wofford | - | - | - | - | - | - | - | - | - | 22 | 24 | 22 | - |
| Cleveland State | - | - | - | - | - | - | - | - | - | - | - | 25 | - |
| Coastal Carolina | - | - | - | - | - | - | - | 22 | 23 | 20 | 22 | - | - |
| Siena | 21 | 23 | 25 | - | - | - | - | - | 22 | 23 | - | - | - |
| Bowling Green | 18 | 19 | 15 | 22 | 24 | 23 | 14 | 14 | 15 | 24 | - | - | - |
| Appalachian State | - | - | - | - | - | - | - | - | - | 25 | - | - | - |
| Southern Illinois | - | - | - | 17 | 14 | 10 | 15 | 20 | 20 | - | - | - | - |
| Navy | - | - | - | - | - | - | - | - | 24 | - | - | - | - |
| Little Rock | 4 | 8 | 14 | 13 | 13 | - | 18 | 19 | - | - | - | - | - |
| Mercer | - | - | 11 | 7 | 10 | 11 | 21 | 21 | - | - | - | - | - |
| Chattanooga | - | - | - | 25 | 16 | 13 | 22 | 23 | - | - | - | - | - |
| Bryant | - | - | - | - | - | - | - | 25 | - | - | - | - | - |
| Bradley | 16 | 18 | - | - | 20 | 20 | 19 | - | - | - | - | - | - |
| San Francisco | 24 | 21 | 13 | 14 | 21 | 21 | 24 | - | - | - | - | - | - |
| New Mexico State | 19 | 20 | 20 | 15 | 15 | 16 | - | - | - | - | - | - | - |
| UMBC | - | - | - | - | - | 25 | - | - | - | - | - | - | - |
| Murray State | 10 | 10 | 16 | 19 | 19 | - | - | - | - | - | - | - | - |
| Santa Clara | - | - | - | - | 25 | - | - | - | - | - | - | - | - |
| South Alabama | - | - | - | 16 | - | - | - | - | - | - | - | - | - |
| Austin Peay | 8 | 11 | 10 | 20 | - | - | - | - | - | - | - | - | - |
| Ohio | - | - | 19 | 23 | - | - | - | - | - | - | - | - | - |
| Northern Iowa | 2 | 9 | 9 | - | - | - | - | - | - | - | - | - | - |
| Vermont | 17 | 17 | 23 | - | - | - | - | - | - | - | - | - | - |
| Boston University | 22 | - | - | - | - | - | - | - | - | - | - | - | - |
| UC Irvine | 23 | - | - | - | - | - | - | - | - | - | - | - | - |

SoCon PLAYERS OF THE WEEK

PRESENTED BY **GEICO**

| | |
|---------|--------------------------------------|
| Dec. 1 | Neftali Alvarez, R-So., G, Mercer |
| Dec. 8 | Myron Gordon, R-Sr., G, Samford |
| Dec. 15 | Myron Gordon, R-Sr., G, Samford |
| Dec. 22 | Malachi Smith, R-So., G, Chattanooga |
| Jan. 5 | Mike Bothwell, Jr., G, Furman |
| Jan. 12 | Hayden Brown, R-Jr., F, The Citadel |
| Jan. 19 | Greg Parham, Sr., G, VMI |
| Jan. 26 | Greg Parham, Sr., G, VMI |
| Feb. 2 | Damari Monsanto, R-Fr., G, ETSU |
| Feb. 9 | Jake Stephens, Jr., C, VMI |
| Feb. 16 | Hayden Brown, R-Jr., F, The Citadel |
| Feb. 23 | |
| March 1 | |

SoCon PLAYERS OF THE MONTH

| | |
|----------|--------------------------------------|
| December | Malachi Smith, R-So., G, Chattanooga |
| January | Greg Parham, Sr., G, VMI |
| February | |

SoCon STUDENT-ATHLETE OF THE WEEK

| | |
|--------|---------------------------------|
| Jan. 6 | Ross Cummings, R-Sr., G, Mercer |
|--------|---------------------------------|

NATIONAL HONORS

Lou Henson Award (top mid-major player)

Initial watch list

Noah Gurley, Furman, Jr.
Clay Mounce, Furman, Sr.
Isaiah Miller, UNCG, Sr.
Mason Faulkner, Western Carolina, R-Sr.

Midseason watch list

Hayden Brown, The Citadel, R-Jr.
Ledarius Brewer, ETSU, R-Jr.
Mike Bothwell, Furman, Jr.
Isaiah Miller, UNCG, Sr.
Storm Murphy, Wofford, Sr.

Lute Olson Award watch list (top DI player)

Isaiah Miller, UNCG, Sr.

Senior CLASS Award candidate

Ross Cummings, Mercer, R-Sr.

SoCon 20-WIN SUCCESS


• The SoCon boasted four 20-game winners last season in ETSU, Furman, UNCG and Chattanooga. The SoCon has had four teams with 20 wins for a league-record four straight seasons, and prior to the recent run, the league only had two other seasons in which four teams reached the plateau – 1952-53 (Furman, NC State, Richmond and Wake Forest) and 2009-10 (Appalachian State, College of Charleston, Western Carolina and Wofford).

• ETSU has reached the milestone in a school-record five straight seasons, a streak that is tied for the fifth-longest in SoCon history. Furman and UNCG have both turned in four straight 20-win seasons, school records for both squads and tied for seventh in SoCon history.

Consecutive 20-win seasons, SoCon history

| School | No. | From | To |
|-----------------------|----------|----------------|----------------|
| West Virginia | 8 | 1955-56 | 1962-63 |
| Chattanooga | 8 | 1980-81 | 1987-88 |
| NC State | 7 | 1946-47 | 1953-54 |
| College of Charleston | 6 | 1998-99 | 2003-04 |
| Davidson | 5 | 2004-05 | 2008-09 |
| ETSU | 5 | 2015-16 | present |
| Davidson | 4 | 1962-63 | 1965-66 |
| ETSU | 4 | 1988-89 | 1991-92 |
| Furman | 4 | 2016-17 | present |
| UNCG | 4 | 2016-17 | present |

• That level of collective success is unprecedented in league history. Since the SoCon's first season in 1921-22, there had never been an instance of the same three teams reaching the 20-win mark in consecutive seasons until ETSU, Furman and UNCG did so in 2016-17 and again 2017-18; now, they've run that streak to a collective four straight seasons.



The Citadel
(12-9, 5-9 SoCon)

| | | |
|------|-----------------------------------------|------------|
| N25 | PIEDMONT (ESPN+) | W, 89-64 |
| D3 | NORTH CAROLINA A&T (ESPN+) | W, 78-70 |
| D5 | TOCCOA FALLS (ESPN+) | W, 100-58 |
| D7 | COLUMBIA INTERNATIONAL (ESPN+) | W, 96-57 |
| D9 | CARVER (ESPN+) | W, 102-51 |
| D19 | at Longwood (ESPN+) | W, 91-89 |
| D22 | PRESBYTERIAN (ESPN+) | W, 94-82 |
| D30 | *UNCG (ESPN+) | ppd. |
| J2 | *at Western Carolina (ESPN+) | ppd. |
| J6 | *at Mercer (ESPN+) | ppd. |
| J9 | *CHATTANOOGA (Nexstar/ESPN+) | W, 92-87 |
| J13 | *FURMAN (ESPN+) | L, 88-94 |
| J16 | *at VMI (ESPN+) | L, 103-110 |
| J18 | *at UNCG (ESPN+) | L, 73-87 |
| J20 | *MERCER (ESPN+) | L, 63-83 |
| J23 | *at Samford (ESPN+) | ppd. |
| J27 | *WOFFORD (ESPN+) | W, 77-69 |
| J30 | *at ETSU (ESPN+) | L, 84-112 |
| F1 | *at Western Carolina (ESPN+) | L, 75-76 |
| F3 | *UNCG (ESPN+) | L, 66-85 |
| F6 | *WESTERN CAROLINA (ESPN+) | W, 74-63 |
| F10 | *ETSU (ESPN+) | W, 79-71 |
| F13 | *at Chattanooga (ESPN+) | L, 66-70 |
| F17 | *at Wofford (ESPN+) | L, 67-81 |
| F20 | *VMI (ESPN+) | W, 75-74 |
| F22 | *at Mercer (ESPN+) | 7 p.m. |
| F24 | *at Furman (ESPN+) | 7 p.m. |
| F27 | *SAMFORD (ESPN+) | 1 p.m. |
| M5-8 | at SoCon Championship (Asheville, N.C.) | |



ETSU
(12-10, 8-6 SoCon)

| | | |
|------|-----------------------------------------|-----------|
| N25 | vs. Abilene Christian^ (FloHoops) | L, 47-70 |
| N26 | vs. Austin Peay^ (FloHoops) | L, 66-67 |
| N27 | vs. Middle Tennessee^ (FloHoops) | W, 57-43 |
| D12 | UAB (ESPN+) | L, 61-65 |
| D15 | GARDNER-WEBB (ESPN+) | W, 65-60 |
| D17 | COLUMBIA INTERNATIONAL (ESPN+) | W, 96-54 |
| D19 | LEE (ESPN+) | W, 62-53 |
| D22 | at Alabama (SEC Network+) | L, 69-85 |
| D30 | *WESTERN CAROLINA (ESPN+) | W, 86-78 |
| J2 | *at UNCG (Nexstar/ESPN+) | W, 71-61 |
| J6 | *VMI (ESPN+) | ppd. |
| J9 | *at Wofford (ESPN+) | ppd. |
| J13 | *SAMFORD (ESPN+) | ppd. |
| J16 | *at Furman (ESPNU) | L, 66-78 |
| J18 | *VMI (ESPN+) | W, 92-81 |
| J20 | *at Western Carolina (ESPN+) | W, 59-48 |
| J23 | *FURMAN (ESPN+) | W, 71-62 |
| J27 | *CHATTANOOGA (ESPN+) | ppd. |
| J30 | *THE CITADEL (ESPN+) | W, 112-84 |
| F1 | *SAMFORD (ESPN+) | ppd. |
| F1 | *at Wofford (ESPN+) | L, 62-67 |
| F3 | *at Mercer (ESPN+) | W, 70-64 |
| F6 | *CHATTANOOGA (ESPN+) | L, 65-67 |
| F10 | *at The Citadel (ESPN+) | L, 71-79 |
| F13 | *WOFFORD (ESPN+) | W, 71-49 |
| F15 | *at Chattanooga (ESPN+) | L, 51-53 |
| F17 | *MERCER (ESPN+) | L, 64-71 |
| F20 | *at Samford (ESPN+) | canc. |
| F24 | *at VMI (ESPN+) | 7 p.m. |
| F27 | *UNCG (ESPN+) | 4 p.m. |
| M5-8 | at SoCon Championship (Asheville, N.C.) | |


^ - Gulf Coast Showcase (Estero, Fla.)
- Harrah's Cherokee Center Asheville (Asheville, N.C.)



Furman
(15-7, 9-4 SoCon)


| | | |
|------|-----------------------------------------|-----------|
| N25 | TUSCULUM (ESPN+) | W, 95-62 |
| N28 | USC UPSTATE^ (ESPN+) | W, 91-63 |
| D2 | SOUTHERN WESLEYAN^ (ESPN+) | W, 89-49 |
| D5 | at College of Charleston (FloHoops) | W, 81-57 |
| D9 | at Cincinnati (ESPN+) | L, 73-78 |
| D12 | FLAGLER (ESPN+) | W, 86-61 |
| D15 | at Alabama (SEC Network) | L, 80-83 |
| D19 | at Winthrop (ESPN+) | L, 71-87 |
| D21 | SOUTH CAROLINA STATE (ESPN+) | W, 118-52 |
| D30 | *at Chattanooga (ESPN+) | W, 77-73 |
| J2 | *MERCER (ESPN+) | W, 83-80 |
| J6 | *at Western Carolina (ESPN+) | ppd. |
| J9 | *VMI (ESPN+) | ppd. |
| J13 | *at The Citadel (ESPN+) | W, 94-88 |
| J16 | *ETSU (ESPNU) | W, 78-66 |
| J20 | *at VMI (ESPN+) | L, 73-74 |
| J23 | *at ETSU (ESPN+) | L, 62-71 |
| J25 | *UNCG (ESPNU) | ppd. |
| J30 | *CHATTANOOGA (ESPN+) | ppd. |
| J30 | *at Western Carolina (Nexstar/ESPN+) | W, 75-69 |
| F3 | *at Samford (ESPN+) | ppd. |
| F6 | *WOFFORD (Nexstar/ESPN+) | L, 67-75 |
| F8 | *UNCG (ESPNU) | W, 68-49 |
| F10 | *at UNCG (ESPNU) | L, 58-64 |
| F13 | *WESTERN CAROLINA (ESPN+) | W, 88-70 |
| F17 | *SAMFORD (ESPN+) | W, 78-64 |
| F20 | *at Mercer (ESPN+) | W, 70-60 |
| F22 | *VMI (ESPN+) | 7 p.m. |
| F24 | *THE CITADEL (ESPN+) | 7 p.m. |
| F27 | *at Wofford (Nexstar/ESPN+) | 7 p.m. |
| M5-8 | at SoCon Championship (Asheville, N.C.) | |

^ - Furman Multi Team Event



Mercer
(13-9, 6-8 SoCon)

| | | |
|------|-----------------------------------------|----------------|
| N25 | NORTH GEORGIA (ESPN+) | W, 79-48 |
| N27 | at Georgia Tech (Fox Sports South) | W, 83-73 |
| N30 | GEORGIA STATE (ESPN+) | W, 86-69 |
| D5 | COLUMBIA INTERNATIONAL (ESPN+) | W, 88-62 |
| D6 | SOUTHERN WESLEYAN (ESPN+) | W, 96-85 |
| D10 | *at VMI (ESPN+) | ppd. |
| D13 | at Georgia Southern (ESPN+) | W, 77-75 |
| D16 | at Georgia State (ESPN+) | L, 81-88 |
| D22 | at Kennesaw State (ESPN+) | W, 81-71 |
| D29 | *WOFFORD (ESPNU) | L, 65-78 |
| J2 | *at Furman (ESPN+) | L, 80-83 |
| J6 | *THE CITADEL (ESPN+) | ppd. |
| J9 | *at UNCG (ESPN+) | ppd. |
| J13 | *at Chattanooga (ESPN+) | L, 80-83 |
| J16 | *WESTERN CAROLINA (Nexstar/ESPN+) | W, 78-76 |
| J20 | *at The Citadel (ESPN+) | W, 83-63 |
| J23 | *VMI (Nexstar/ESPN+) | W, 83-80 |
| J27 | *SAMFORD (ESPN+) | ppd. |
| J27 | *at UNCG (ESPN+) | L, 68-81 |
| J30 | *at Wofford (ESPN+) | L, 69-72 |
| F3 | *ETSU (ESPN+) | L, 64-70 |
| F6 | *SAMFORD (ESPN+) | ppd. |
| F8 | *SAMFORD (ESPN+) | W, 89-82 (2OT) |
| F10 | *at Samford (ESPN+) | W, 77-70 (OT) |
| F13 | *UNCG (ESPN+) | L, 74-77 |
| F17 | *at ETSU (ESPN+) | W, 71-64 |
| F20 | *FURMAN (ESPN+) | L, 60-70 |
| F22 | *THE CITADEL (ESPN+) | 7 p.m. |
| F24 | *CHATTANOOGA (ESPN+) | 7 p.m. |
| F27 | *at Western Carolina (ESPN+) | 1 p.m. |
| M5-8 | at SoCon Championship (Asheville, N.C.) | |



UNCG
(16-7, 11-4 SoCon)


| | | |
|------|-------------------------------------------|----------|
| N27 | vs. Little Rock^ (ESPN3) | W, 77-70 |
| D1 | vs. Winthrop# (ESPN3) | L, 67-75 |
| D2 | vs. Duquesne^ (ESPN3) | L, 68-81 |
| D10 | at Coppin State (Ustream) | L, 80-86 |
| D13 | NORFOLK STATE (ESPN+) | W, 64-47 |
| D15 | USC UPSTATE (ESPN+) | W, 65-57 |
| D19 | at Elon (FloHoops) | W, 71-64 |
| D22 | at North Carolina A&T (Aggies All-Access) | W, 86-65 |
| D30 | *at The Citadel (ESPN+) | ppd. |
| J2 | *ETSU (Nexstar/ESPN+) | L, 61-71 |
| J6 | *at Wofford (ESPN+) | W, 84-75 |
| J9 | *MERCER (ESPN+) | ppd. |
| J9 | *WOFFORD (ESPN+) | L, 45-48 |
| J13 | *at Western Carolina (ESPN+) | ppd. |
| J14 | *at Samford (ESPN+) | W, 87-63 |
| J16 | *at Samford (ESPN+) | W, 82-70 |
| J18 | *THE CITADEL (ESPN+) | W, 87-73 |
| J23 | *at Chattanooga (ESPN+) | W, 74-66 |
| J25 | *at Furman (ESPN+) | ppd. |
| J27 | *MERCER (ESPN+) | W, 81-66 |
| J30 | *VMI (ESPN+) | W, 76-59 |
| F3 | *at The Citadel (ESPN+) | W, 85-66 |
| F8 | *at Furman (ESPNU) | L, 49-68 |
| F10 | *FURMAN (ESPNU) | W, 64-58 |
| F13 | *at Mercer (ESPN+) | W, 77-74 |
| F17 | *at VMI (ESPN+) | L, 77-88 |
| F20 | *CHATTANOOGA (Nexstar/ESPN+) | W, 60-55 |
| F22 | *at Western Carolina (ESPN+) | 5 p.m. |
| F24 | *WESTERN CAROLINA (ESPN+) | 7 p.m. |
| F27 | *at ETSU (ESPN+) | 4 p.m. |
| M5-8 | at SoCon Championship (Asheville, N.C.) | |

^ - Wade Houston Tipoff Classic (Louisville, Ky.)
- Louisville, Ky.




Samford
(6-12, 2-9 SoCon)

| | | |
|------|-----------------------------------------|----------------|
| N25 | GREENVILLE (ESPN+) (exh.) | W, 174-99 |
| N29 | ALABAMA A&M (ESPN+) | L, 76-78 |
| D1 | COVENANT (ESPN+) | W, 97-73 |
| D5 | at Belmont (ESPN+) | W, 96-83 |
| D12 | at Georgia (SEC Network+) | L, 75-79 |
| D16 | at Troy (ESPN+) | L, 71-79 |
| D19 | at Kennesaw State (ESPN+) | W, 65-63 |
| D21 | BELHAVEN (ESPN+) | W, 133-84 |
| D30 | *VMI (ESPN+) | W, 84-71 |
| J2 | *at Wofford (ESPN+) | L, 84-94 |
| J6 | *at Chattanooga (ESPN+) | L, 68-73 |
| J9 | *WESTERN CAROLINA (ESPN+) | ppd. |
| J13 | *at ETSU (ESPN+) | ppd. |
| J14 | *UNCG (ESPN+) | L, 63-87 |
| J16 | *UNCG (ESPN+) | L, 70-82 |
| J18 | *WESTERN CAROLINA (ESPN+) | W, 82-78 |
| J20 | *CHATTANOOGA (ESPN+) | L, 64-70 |
| J23 | *THE CITADEL (ESPN+) | ppd. |
| J27 | *at Mercer (ESPN+) | ppd. |
| J30 | *at Western Carolina (Nexstar/ESPN+) | ppd. |
| F1 | *at ETSU (ESPN+) | ppd. |
| F3 | *FURMAN (ESPN+) | ppd. |
| F6 | *at Mercer (ESPN+) | ppd. |
| F8 | *at Mercer (ESPN+) | L, 82-89 (2OT) |
| F10 | *MERCER (ESPN+) | L, 70-77 (OT) |
| F13 | *at VMI (Nexstar/ESPN+) | L, 56-85 |
| F17 | *at Furman (ESPN+) | L, 64-78 |
| F20 | *ETSU (ESPN+) | canc. |
| F22 | *WOFFORD (ESPNU) | ppd. |
| F27 | *at The Citadel (ESPN+) | 1 p.m. |
| M5-8 | at SoCon Championship (Asheville, N.C.) | |



Chattanooga
(18-6, 9-6 SoCon)


| | | |
|------|-----------------------------------------|---------------|
| N 25 | LANDER (ESPN+) | W, 99-63 |
| N30 | at Tennessee Tech (ESPN+) | W, 62-54 |
| D5 | NORTHERN KENTUCKY (ESPN+) | W, 79-72 |
| D7 | at Middle Tennessee (CUSA.TV) | W, 80-70 |
| D9 | at Bellarmine (ESPN+) | W, 77-68 |
| D12 | NORTH GEORGIA (ESPN+) | W, 81-63 |
| D16 | UNC ASHEVILLE (ESPN+) | W, 69-66 |
| D19 | at UAB (CUSA.TV) | W, 69-66 |
| D22 | at Tennessee State (ESPN+) | W, 66-63 |
| D30 | *FURMAN (ESPN+) | L, 73-77 |
| J2 | *at VMI (ESPN+) | L, 79-84 |
| J6 | *SAMFORD (ESPN+) | W, 73-68 |
| J9 | *at The Citadel (Nexstar/ESPN+) | L, 87-92 |
| J13 | *MERCER (ESPN+) | W, 83-80 |
| J16 | *WOFFORD (ESPN+) | L, 59-77 |
| J20 | *at Samford (ESPN+) | W, 70-64 |
| J23 | *UNCG (ESPN+) | L, 66-74 |
| J27 | *at ETSU (ESPN+) | ppd. |
| J30 | *at Furman (ESPN+) | ppd. |
| F3 | *at Western Carolina (ESPN+) | W, 74-67 |
| F6 | *at ETSU (ESPN+) | W, 67-65 |
| F10 | *at Wofford (ESPN+) | W, 78-66 |
| F13 | *THE CITADEL (ESPN+) | W, 70-66 |
| F15 | *ETSU (ESPN+) | W, 53-51 |
| F17 | *WESTERN CAROLINA (ESPN+) | W, 89-81 (OT) |
| F20 | *at UNCG (Nexstar/ESPN+) | L, 55-60 |
| F24 | *at Mercer (ESPN+) | 7 p.m. |
| F27 | *VMI (ESPN+) | 7 p.m. |
| M5-8 | at SoCon Championship (Asheville, N.C.) | |



VMI
(12-11, 7-7 SoCon)

| | | |
|------|-----------------------------------------|---------------|
| N25 | ST. ANDREWS (ESPN+) | W, 90-63 |
| N28 | at Penn State (Big Ten Network+) | L, 65-86 |
| D1 | LONGWOOD (ESPN+) | W, 84-71 |
| D3 | at No. 16 Virginia Tech (ACC Network) | L, 57-64 |
| D8 | GREENSBORO COLLEGE (ESPN+) | W, 100-65 |
| D10 | *MERCER (ESPN+) | ppd. |
| D13 | HAMPTON^ (ESPN+) | W, 79-64 |
| D15 | CAMPBELLVILLE HARRODSBURG (ESPN+) | W, 106-72 |
| D18 | at Gardner-Webb (ESPN+) | L, 77-88 |
| D21 | at George Mason (ESPN+) | L, 66-68 |
| D30 | *at Samford (ESPN+) | L, 71-84 |
| J2 | *CHATTANOOGA (ESPN+) | W, 84-79 |
| J6 | *at ETSU (ESPN+) | ppd. |
| J9 | *at Furman (ESPN+) | ppd. |
| J13 | *WOFFORD (ESPN+) | L, 78-80 |
| J16 | *THE CITADEL (ESPN+) | W, 110-103 |
| J18 | *at ETSU (ESPN+) | L, 81-92 |
| J20 | *FURMAN (ESPN+) | W, 74-73 |
| J23 | *at Mercer (Nexstar/ESPN+) | L, 80-83 |
| J27 | *WESTERN CAROLINA (ESPN+) | W, 87-61 |
| J30 | *at UNCG (ESPN+) | L, 59-76 |
| F3 | *at Wofford (ESPN+) | W, 84-80 (OT) |
| F10 | *at Western Carolina (ESPN+) | L, 72-74 |
| F13 | *SAMFORD (Nexstar/ESPN+) | W, 85-56 |
| F17 | *UNCG (ESPN+) | W, 88-77 |
| F20 | *at The Citadel (ESPN+) | L, 74-75 |
| F22 | *at Furman (ESPN+) | 7 p.m. |
| F24 | *ETSU (ESPN+) | 7 p.m. |
| F27 | *at Chattanooga (ESPN+) | 7 p.m. |
| M5-8 | at SoCon Championship (Asheville, N.C.) | |


^ - Keydet Classic



Western Carolina
(9-14, 2-12 SoCon)

| | | |
|------|------------------------------------------|----------------|
| N25 | vs. UNCW^ (ESPN+) | W, 98-76 |
| N27 | vs. Troy# (ESPN+) | L, 64-66 |
| N28 | at UNC Asheville# (ESPN+) | W, 83-81 (OT) |
| N30 | PIEDMONT (ESPN+) | W, 96-58 |
| D3 | NEWBERRY (ESPN+) | W, 91-84 |
| D6 | TENNESSEE TECH (ESPN+) | W, 76-75 (OT) |
| D12 | at North Carolina A&T (Aggie All-Access) | W, 104-98 (OT) |
| D15 | at VCU (MASN/ESPN+) | L, 68-93 |
| D18 | at College of Charleston (FloHoops) | W, 76-70 (OT) |
| D30 | *at ETSU (ESPN+) | L, 78-86 |
| J2 | *THE CITADEL (ESPN+) | ppd. |
| J6 | *FURMAN (ESPN+) | ppd. |
| J9 | *at Samford (ESPN+) | ppd. |
| J13 | *UNCG (ESPN+) | ppd. |
| J16 | *at Mercer (Nexstar/ESPN+) | L, 76-78 |
| J18 | *at Samford (ESPN+) | L, 78-82 |
| J20 | *ETSU (ESPN+) | L, 48-59 |
| J23 | *at Wofford (ESPN+) | L, 78-91 |
| J27 | *at VMI (ESPN+) | L, 61-87 |
| J30 | *SAMFORD (Nexstar/ESPN+) | ppd. |
| J30 | *FURMAN (Nexstar/ESPN+) | L, 69-75 |
| F1 | *THE CITADEL (ESPN+) | W, 76-75 |
| F3 | *CHATTANOOGA (ESPN+) | L, 67-74 |
| F6 | *at The Citadel (ESPN+) | L, 63-74 |
| F10 | *VMI (ESPN+) | W, 74-72 |
| F13 | *at Furman (ESPN+) | L, 70-88 |
| F17 | *at Chattanooga (ESPN+) | L, 81-89 (OT) |
| F20 | *WOFFORD (ESPN+) | L, 56-80 |
| F22 | *UNCG (ESPN+) | 5 p.m. |
| F24 | *at UNCG (ESPN+) | 7 p.m. |
| F27 | *MERCER (ESPN+) | 1 p.m. |
| M5-8 | at SoCon Championship (Asheville, N.C.) | |

^ - Asheville, N.C.
- Mako Medical Asheville Classic (Asheville, N.C.)



Wofford
(14-8, 11-5 SoCon)

| | | |
|------|-----------------------------------------|---------------|
| N25 | TOCCOA FALLS (ESPN+) | W, 88-49 |
| N18 | CARVER (ESPN+) | W, 111-37 |
| D7 | at No. 19 Richmond (ESPN+) | L, 72-77 |
| D12 | vs. USF^ (ESPNNews) | L, 56-58 |
| D15 | COASTAL CAROLINA (ESPN+) | W, 88-77 |
| D21 | at Texas A&M (SEC Network) | L, 52-70 |
| D29 | *at Mercer (ESPN+) | W, 78-65 |
| J2 | *SAMFORD (ESPN+) | W, 94-84 |
| J6 | *UNCG (ESPN+) | L, 75-84 |
| J9 | *ETSU (ESPN+) | ppd. |
| J9 | *at UNCG (ESPN+) | W, 48-45 |
| J13 | *at VMI (ESPN+) | W, 80-78 |
| J16 | *at Chattanooga (ESPN+) | W, 77-59 |
| J23 | *WESTERN CAROLINA (ESPN+) | W, 91-78 |
| J27 | *at The Citadel (ESPN+) | L, 69-77 |
| J30 | *MERCER (ESPN+) | W, 72-69 |
| F1 | *ETSU (ESPN+) | W, 67-62 |
| F3 | *VMI (ESPN+) | L, 80-84 (OT) |
| F6 | *at Furman (Nexstar/ESPN+) | W, 75-67 |
| F10 | *CHATTANOOGA (ESPN+) | L, 66-78 |
| F13 | *at ETSU (ESPN+) | L, 49-71 |
| F17 | *THE CITADEL (ESPN+) | W, 81-67 |
| F20 | *at Western Carolina (ESPN+) | W, 80-56 |
| F22 | *at Samford (ESPN+) | ppd. |
| F27 | *FURMAN (Nexstar/ESPN+) | 7 p.m. |
| M5-8 | at SoCon Championship (Asheville, N.C.) | |

^ - Holiday Hoopsgiving (Atlanta, Ga.)

Southern Conference men's basketball media relations information

| | |
|---------------------------------------------------------------------------------------------------------------------------------------------------------------------------------------------------------------------------------------------------------------------------------------------------------------------------------------------------------------------------------------------------------------------------------------------------------------------------------------------------------------------------------------------------------------------------------------------------------------------------------------------------|--------------------------------------------------------------------------------------------------------------------------------------------------------------------------------------------------------------------------------------------------------------------------------------------------------------------------------------------------------------------------------------------------------------------------------------------------------------------------------------------------------------------------------------------------------------------------------|
| <p>The Citadel (CitadelSports.com) Currie McFayden (cmcfayde@citadel.edu) Office: 843-953-6567</p> <p>ETSU (ETSUBucs.com) Kevin Brown (brownk@etsu.edu) Office: 423-439-5263</p> <p>Furman (FurmanPaladins.com) Jordan Caskey (jordan.caskey@furman.edu) Office: 864-294-3065</p> <p>Mercer (MercerBears.com) Kraig Doremus (doremus_kj@mercer.edu) Office: 478-301-5218</p> <p>UNCG (UNCGSpartans.com) Rob Knox (reknox@uncg.edu) Office: 336-334-5615</p> <p>Samford (SamfordSports.com) Joey Mullins (jmmulli1@samford.edu) Office: 205-726-2799</p> | <p>Chattanooga (GoMocs.com) Jim Horten (james-horten@utc.edu) Office: 423-425-2350</p> <p>VMI (VMIKeydets.com) Wade Branner (brannerwh@vmi.edu) Office: 540-464-7515</p> <p>Western Carolina (CatamountSports.com) Steven Grandy (sgrandy@email.wcu.edu) Office: 828-227-2655</p> <p>Wofford (WoffordTerriers.com) Carroll Rich (richcm@wofford.edu) Office: 864-597-4092</p> <p>Southern Conference (SoConSports.com) Phil Perry (pperry@socon.org) Office: 864-591-5100 // Cell: 864-525-5174</p> |
|---------------------------------------------------------------------------------------------------------------------------------------------------------------------------------------------------------------------------------------------------------------------------------------------------------------------------------------------------------------------------------------------------------------------------------------------------------------------------------------------------------------------------------------------------------------------------------------------------------------------------------------------------|--------------------------------------------------------------------------------------------------------------------------------------------------------------------------------------------------------------------------------------------------------------------------------------------------------------------------------------------------------------------------------------------------------------------------------------------------------------------------------------------------------------------------------------------------------------------------------|

2020-21 Southern Conference
CONFERENCE BASKETBALL STATISTICS
Through games of Feb 21, 2021 (All games)

| SCORING OFFENSE | G | W-L | Pts | Avg/G |
|---------------------|----|-------|------|-------|
| 1. The Citadel | 21 | 12-9 | 1732 | 82.5 |
| 2. VMI | 23 | 12-11 | 1851 | 80.5 |
| 3. Furman | 22 | 15-7 | 1755 | 79.8 |
| 4. Samford | 18 | 6-12 | 1401 | 77.8 |
| 5. Mercer | 22 | 13-9 | 1712 | 77.8 |
| 6. Western Carolina | 23 | 9-14 | 1731 | 75.3 |
| 7. Wofford | 22 | 14-8 | 1649 | 75.0 |
| 8. Chattanooga | 24 | 18-6 | 1758 | 73.2 |
| 9. UNCG | 23 | 16-7 | 1667 | 72.5 |
| 10. ETSU | 22 | 12-10 | 1534 | 69.7 |

| SCORING DEFENSE | G | Pts | Avg/G |
|---------------------|----|------|-------|
| 1. ETSU | 22 | 1439 | 65.4 |
| 2. UNCG | 23 | 1547 | 67.3 |
| 3. Wofford | 22 | 1492 | 67.8 |
| 4. Furman | 22 | 1495 | 68.0 |
| 5. Chattanooga | 24 | 1657 | 69.0 |
| 6. Mercer | 22 | 1620 | 73.6 |
| 7. VMI | 23 | 1734 | 75.4 |
| 8. The Citadel | 21 | 1633 | 77.8 |
| 9. Western Carolina | 23 | 1811 | 78.7 |
| 10. Samford | 18 | 1423 | 79.1 |

| SCORING MARGIN | G | Offense | Defense | Margin |
|----------------------|----|---------|---------|--------|
| 1. Furman | 22 | 79.8 | 68.0 | +11.8 |
| 2. Wofford | 22 | 75.0 | 67.8 | +7.1 |
| 3. UNCG | 23 | 72.5 | 67.3 | +5.2 |
| 4. VMI | 23 | 80.5 | 75.4 | +5.1 |
| 5. The Citadel | 21 | 82.5 | 77.8 | +4.7 |
| 6. ETSU | 22 | 69.7 | 65.4 | +4.3 |
| 7. Chattanooga | 24 | 73.2 | 69.0 | +4.2 |
| 8. Mercer | 22 | 77.8 | 73.6 | +4.2 |
| 9. Samford | 18 | 77.8 | 79.1 | -1.2 |
| 10. Western Carolina | 23 | 75.3 | 78.7 | -3.5 |

| FREE THROW PCT | G | FTM | FTA | Pct. |
|---------------------|----|-----|-----|------|
| 1. Chattanooga | 24 | 316 | 400 | .790 |
| 2. VMI | 23 | 299 | 384 | .779 |
| 3. Furman | 22 | 262 | 359 | .730 |
| 4. Western Carolina | 23 | 335 | 464 | .722 |
| 5. Mercer | 22 | 254 | 364 | .698 |
| 6. Wofford | 22 | 233 | 334 | .698 |
| 7. ETSU | 22 | 259 | 373 | .694 |
| 8. The Citadel | 21 | 289 | 417 | .693 |
| 9. UNCG | 23 | 240 | 350 | .686 |
| 10. Samford | 18 | 215 | 314 | .685 |

| FIELD GOAL PERCENTAGE | G | FGM | FGA | Pct. |
|-----------------------|----|-----|------|------|
| 1. Furman | 22 | 640 | 1320 | .485 |
| 2. Mercer | 22 | 633 | 1311 | .483 |
| 3. Wofford | 22 | 594 | 1264 | .470 |
| 4. VMI | 23 | 648 | 1390 | .466 |
| 5. The Citadel | 21 | 606 | 1322 | .458 |
| 6. Samford | 18 | 521 | 1152 | .452 |
| 7. Western Carolina | 23 | 607 | 1349 | .450 |
| 8. Chattanooga | 24 | 621 | 1404 | .442 |
| 9. ETSU | 22 | 549 | 1249 | .440 |
| 10. UNCG | 23 | 631 | 1502 | .420 |

| FIELD GOAL PCT DEFENSE | G | FGM | FGA | Pct. |
|------------------------|----|-----|------|------|
| 1. UNCG | 23 | 523 | 1270 | .412 |
| 2. ETSU | 22 | 498 | 1189 | .419 |
| 3. VMI | 23 | 637 | 1505 | .423 |
| 4. Furman | 22 | 546 | 1260 | .433 |
| 5. Wofford | 22 | 546 | 1257 | .434 |
| 6. Samford | 18 | 470 | 1079 | .436 |
| 7. The Citadel | 21 | 605 | 1377 | .439 |
| 8. Mercer | 22 | 598 | 1336 | .448 |
| 9. Chattanooga | 24 | 635 | 1401 | .453 |
| 10. Western Carolina | 23 | 667 | 1429 | .467 |

| 3-POINT FG PCT | G | 3FGM | 3FGA | Pct. |
|---------------------|----|------|------|------|
| 1. VMI | 23 | 256 | 660 | .388 |
| 2. Mercer | 22 | 192 | 512 | .375 |
| 3. The Citadel | 21 | 231 | 622 | .371 |
| 4. Chattanooga | 24 | 200 | 553 | .362 |
| 5. Wofford | 22 | 228 | 638 | .357 |
| 6. ETSU | 22 | 177 | 503 | .352 |
| 7. Furman | 22 | 213 | 627 | .340 |
| 8. Western Carolina | 23 | 182 | 555 | .328 |
| 9. Samford | 18 | 144 | 457 | .315 |
| 10. UNCG | 23 | 165 | 583 | .283 |

| 3-POINT FG PCT DEFENSE | G | 3FGM | 3FGA | Pct. |
|------------------------|----|------|------|------|
| 1. The Citadel | 21 | 137 | 448 | .306 |
| 2. UNCG | 23 | 168 | 529 | .318 |
| 3. Furman | 22 | 159 | 498 | .319 |
| 4. Chattanooga | 24 | 161 | 496 | .325 |
| 5. Mercer | 22 | 160 | 486 | .329 |
| 6. VMI | 23 | 216 | 650 | .332 |
| 7. Wofford | 22 | 180 | 535 | .336 |
| 8. ETSU | 22 | 184 | 542 | .339 |
| 9. Samford | 18 | 184 | 537 | .343 |
| 10. Western Carolina | 23 | 206 | 572 | .360 |

| REBOUNDING OFFENSE | G | Rebounds | Avg/G |
|---------------------|----|----------|-------|
| 1. UNCG | 23 | 915 | 39.8 |
| 2. Samford | 18 | 712 | 39.6 |
| 3. VMI | 23 | 889 | 38.7 |
| 4. The Citadel | 21 | 807 | 38.4 |
| 5. Furman | 22 | 786 | 35.7 |
| 6. ETSU | 22 | 784 | 35.6 |
| 7. Mercer | 22 | 783 | 35.6 |
| 8. Wofford | 22 | 775 | 35.2 |
| 9. Western Carolina | 23 | 809 | 35.2 |
| 10. Chattanooga | 24 | 814 | 33.9 |

| REBOUNDING DEFENSE | G | Rebounds | Avg/G |
|---------------------|----|----------|-------|
| 1. Wofford | 22 | 719 | 32.7 |
| 2. ETSU | 22 | 722 | 32.8 |
| 3. Furman | 22 | 731 | 33.2 |
| 4. Mercer | 22 | 733 | 33.3 |
| 5. Western Carolina | 23 | 791 | 34.4 |
| 6. Chattanooga | 24 | 842 | 35.1 |
| 7. Samford | 18 | 643 | 35.7 |
| 8. VMI | 23 | 837 | 36.4 |
| 9. UNCG | 23 | 841 | 36.6 |
| 10. The Citadel | 21 | 779 | 37.1 |

2020-21 Southern Conference
CONFERENCE BASKETBALL STATISTICS
Through games of Feb 21, 2021 (All games)

| REBOUNDING MARGIN | G | Team | Avg. | Opp. | Avg. | Margin |
|---------------------|----|------|------|------|------|--------|
| 1. Samford | 18 | 712 | 39.6 | 643 | 35.7 | +3.8 |
| 2. UNCG | 23 | 915 | 39.8 | 841 | 36.6 | +3.2 |
| 3. ETSU | 22 | 784 | 35.6 | 722 | 32.8 | +2.8 |
| 4. Wofford | 22 | 775 | 35.2 | 719 | 32.7 | +2.5 |
| 5. Furman | 22 | 786 | 35.7 | 731 | 33.2 | +2.5 |
| 6. Mercer | 22 | 783 | 35.6 | 733 | 33.3 | +2.3 |
| 7. VMI | 23 | 889 | 38.7 | 837 | 36.4 | +2.3 |
| 8. The Citadel | 21 | 807 | 38.4 | 779 | 37.1 | +1.3 |
| 9. Western Carolina | 23 | 809 | 35.2 | 791 | 34.4 | +0.8 |
| 10. Chattanooga | 24 | 814 | 33.9 | 842 | 35.1 | -1.2 |

| BLOCKED SHOTS | G | No. | Avg/G |
|---------------------|----|-----|-------|
| 1. The Citadel | 21 | 103 | 4.9 |
| 2. UNCG | 23 | 90 | 3.9 |
| 3. Mercer | 22 | 73 | 3.3 |
| 4. Furman | 22 | 72 | 3.3 |
| 5. VMI | 23 | 70 | 3.0 |
| 6. Western Carolina | 23 | 69 | 3.0 |
| 7. Samford | 18 | 43 | 2.4 |
| 8. ETSU | 22 | 50 | 2.3 |
| 9. Wofford | 22 | 44 | 2.0 |
| 10. Chattanooga | 24 | 44 | 1.8 |

| ASSISTS | G | No. | Avg/G |
|---------------------|----|-----|-------|
| 1. Mercer | 22 | 376 | 17.1 |
| 2. Furman | 22 | 372 | 16.9 |
| 3. The Citadel | 21 | 350 | 16.7 |
| 4. VMI | 23 | 374 | 16.3 |
| 5. Samford | 18 | 275 | 15.3 |
| 6. Wofford | 22 | 325 | 14.8 |
| 7. Western Carolina | 23 | 302 | 13.1 |
| 8. Chattanooga | 24 | 296 | 12.3 |
| 9. UNCG | 23 | 283 | 12.3 |
| 10. ETSU | 22 | 263 | 12.0 |

| STEALS | G | No. | Avg/G |
|----------------------|----|-----|-------|
| 1. Furman | 22 | 183 | 8.3 |
| 2. ETSU | 22 | 168 | 7.6 |
| 3. UNCG | 23 | 166 | 7.2 |
| 4. Mercer | 22 | 151 | 6.9 |
| 5. Samford | 18 | 123 | 6.8 |
| 6. Wofford | 22 | 149 | 6.8 |
| 7. Chattanooga | 24 | 160 | 6.7 |
| 8. VMI | 23 | 127 | 5.5 |
| 9. The Citadel | 21 | 111 | 5.3 |
| 10. Western Carolina | 23 | 114 | 5.0 |

| TURNOVER MARGIN | G | Team | Avg. | Opp. | Avg. | Margin |
|----------------------|----|------|------|------|------|--------|
| 1. UNCG | 23 | 264 | 11.5 | 344 | 15.0 | +3.5 |
| 2. Furman | 22 | 284 | 12.9 | 340 | 15.5 | +2.5 |
| 3. Chattanooga | 24 | 261 | 10.9 | 315 | 13.1 | +2.2 |
| 4. ETSU | 22 | 297 | 13.5 | 318 | 14.5 | +1.0 |
| 5. Wofford | 22 | 286 | 13.0 | 293 | 13.3 | +0.3 |
| 6. Mercer | 22 | 290 | 13.2 | 276 | 12.5 | -0.6 |
| 7. The Citadel | 21 | 262 | 12.5 | 241 | 11.5 | -1.0 |
| 8. Samford | 18 | 293 | 16.3 | 262 | 14.6 | -1.7 |
| 9. VMI | 23 | 299 | 13.0 | 243 | 10.6 | -2.4 |
| 10. Western Carolina | 23 | 329 | 14.3 | 269 | 11.7 | -2.6 |

| ASSIST/TURNOVER RATIO | G | Ast. | Avg. | T/O | Avg. | Ratio |
|-----------------------|----|------|------|-----|------|-------|
| 1. The Citadel | 21 | 350 | 16.7 | 262 | 12.5 | 1.3 |
| 2. Furman | 22 | 372 | 16.9 | 284 | 12.9 | 1.3 |
| 3. Mercer | 22 | 376 | 17.1 | 290 | 13.2 | 1.3 |
| 4. VMI | 23 | 374 | 16.3 | 299 | 13.0 | 1.3 |
| 5. Wofford | 22 | 325 | 14.8 | 286 | 13.0 | 1.1 |
| 6. Chattanooga | 24 | 296 | 12.3 | 261 | 10.9 | 1.1 |
| 7. UNCG | 23 | 283 | 12.3 | 264 | 11.5 | 1.1 |
| 8. Samford | 18 | 275 | 15.3 | 293 | 16.3 | 0.9 |
| 9. Western Carolina | 23 | 302 | 13.1 | 329 | 14.3 | 0.9 |
| 10. ETSU | 22 | 263 | 12.0 | 297 | 13.5 | 0.9 |

| OFFENSIVE REBOUNDS | G | No. | Avg/G |
|---------------------|----|-----|-------|
| 1. UNCG | 23 | 307 | 13.3 |
| 2. Samford | 18 | 209 | 11.6 |
| 3. ETSU | 22 | 225 | 10.2 |
| 4. The Citadel | 21 | 205 | 9.8 |
| 5. Wofford | 22 | 205 | 9.3 |
| 6. Furman | 22 | 204 | 9.3 |
| 7. Mercer | 22 | 192 | 8.7 |
| 8. Western Carolina | 23 | 194 | 8.4 |
| 9. VMI | 23 | 193 | 8.4 |
| 10. Chattanooga | 24 | 196 | 8.2 |

| DEFENSIVE REBOUNDS | G | No. | Avg/G |
|---------------------|----|-----|-------|
| 1. VMI | 23 | 696 | 30.3 |
| 2. The Citadel | 21 | 602 | 28.7 |
| 3. Samford | 18 | 503 | 27.9 |
| 4. Mercer | 22 | 591 | 26.9 |
| 5. Western Carolina | 23 | 615 | 26.7 |
| 6. Furman | 22 | 582 | 26.5 |
| 7. UNCG | 23 | 608 | 26.4 |
| 8. Wofford | 22 | 570 | 25.9 |
| 9. Chattanooga | 24 | 618 | 25.8 |
| 10. ETSU | 22 | 559 | 25.4 |

| DEFENSIVE REB PCT. | G | D-Reb | Opp. OR | D-Reb% |
|---------------------|----|-------|---------|--------|
| 1. Western Carolina | 23 | 615 | 190 | .764 |
| 2. Chattanooga | 24 | 618 | 205 | .751 |
| 3. Mercer | 22 | 591 | 198 | .749 |
| 4. Samford | 18 | 503 | 170 | .747 |
| 5. VMI | 23 | 696 | 236 | .747 |
| 6. The Citadel | 21 | 602 | 207 | .744 |
| 7. Wofford | 22 | 570 | 198 | .742 |
| 8. ETSU | 22 | 559 | 197 | .739 |
| 9. Furman | 22 | 582 | 209 | .736 |
| 10. UNCG | 23 | 608 | 219 | .735 |

| OFFENSIVE REB PCT. | G | O-Reb | Opp. DR | O-Reb% |
|---------------------|----|-------|---------|--------|
| 1. UNCG | 23 | 307 | 622 | .330 |
| 2. Samford | 18 | 209 | 473 | .306 |
| 3. ETSU | 22 | 225 | 525 | .300 |
| 4. Wofford | 22 | 205 | 521 | .282 |
| 5. Furman | 22 | 204 | 522 | .281 |
| 6. Mercer | 22 | 192 | 535 | .264 |
| 7. The Citadel | 21 | 205 | 572 | .264 |
| 8. Western Carolina | 23 | 194 | 601 | .244 |
| 9. VMI | 23 | 193 | 601 | .243 |
| 10. Chattanooga | 24 | 196 | 637 | .235 |

2020-21 Southern Conference
CONFERENCE BASKETBALL STATISTICS
Through games of Feb 21, 2021 (All games)

| 3-POINT FG MADE | G | No. | Avg/G |
|---------------------|----|-----|-------|
| 1. VMI | 23 | 256 | 11.1 |
| 2. The Citadel | 21 | 231 | 11.0 |
| 3. Wofford | 22 | 228 | 10.4 |
| 4. Furman | 22 | 213 | 9.7 |
| 5. Mercer | 22 | 192 | 8.7 |
| 6. Chattanooga | 24 | 200 | 8.3 |
| 7. ETSU | 22 | 177 | 8.0 |
| 8. Samford | 18 | 144 | 8.0 |
| 9. Western Carolina | 23 | 182 | 7.9 |
| 10. UNCG | 23 | 165 | 7.2 |

2020-21 Southern Conference
CONFERENCE BASKETBALL STATISTICS
Through games of Feb 21, 2021 (All games)

| Team | Conference | Pct. | PF | PA | Overall | Pct. | PF | PA | Current unbeaten streak |
|------------------|------------|------|------|------|---------|------|------|------|-------------------------|
| UNCG | 11-4 | .733 | 72.6 | 66.8 | 16-7 | .696 | 72.5 | 67.3 | Furman -- 3 |
| Furman | 9-4 | .692 | 74.7 | 69.5 | 15-7 | .682 | 79.8 | 68.0 | Wofford -- 2 |
| Wofford | 11-5 | .688 | 73.9 | 70.2 | 14-8 | .636 | 75.0 | 67.8 | UNCG -- 1 |
| Chattanooga | 9-6 | .600 | 71.7 | 71.5 | 18-6 | .750 | 73.2 | 69.0 | The Citadel -- 1 |
| ETSU | 8-6 | .571 | 72.2 | 67.3 | 12-10 | .545 | 69.7 | 65.4 | |
| VMI | 7-7 | .500 | 80.5 | 78.1 | 12-11 | .522 | 80.5 | 75.4 | |
| Mercer | 6-8 | .429 | 74.4 | 74.9 | 13-9 | .591 | 77.8 | 73.6 | |
| The Citadel | 5-9 | .357 | 77.3 | 83.0 | 12-9 | .571 | 82.5 | 77.8 | |
| Samford | 2-9 | .182 | 71.5 | 80.4 | 6-12 | .333 | 77.8 | 79.1 | |
| Western Carolina | 2-12 | .143 | 69.6 | 79.3 | 9-14 | .391 | 75.3 | 78.7 | |

| TEAM SUMMARIES | G | PF-PA | Avg score | Margin | FG-FGA | Pct. | 3FG-FGA | Pct. | FT-FTA | Pct. | RebF | RebA | Margin |
|------------------|----|-----------|-----------|--------|----------|------|---------|------|---------|------|------|------|--------|
| Chattanooga | 24 | 1758-1657 | 73.2-69.0 | +4.2 | 621-1404 | .442 | 200-553 | .362 | 316-400 | .790 | 814 | 842 | -1.2 |
| ETSU | 22 | 1534-1439 | 69.7-65.4 | +4.3 | 549-1249 | .440 | 177-503 | .352 | 259-373 | .694 | 784 | 722 | +2.8 |
| Furman | 22 | 1755-1495 | 79.8-68.0 | +11.8 | 640-1320 | .485 | 213-627 | .340 | 262-359 | .730 | 786 | 731 | +2.5 |
| Mercer | 22 | 1712-1620 | 77.8-73.6 | +4.2 | 633-1311 | .483 | 192-512 | .375 | 254-364 | .698 | 783 | 733 | +2.3 |
| Samford | 18 | 1401-1423 | 77.8-79.1 | -1.2 | 521-1152 | .452 | 144-457 | .315 | 215-314 | .685 | 712 | 643 | +3.8 |
| The Citadel | 21 | 1732-1633 | 82.5-77.8 | +4.7 | 606-1322 | .458 | 231-622 | .371 | 289-417 | .693 | 807 | 779 | +1.3 |
| UNCG | 23 | 1667-1547 | 72.5-67.3 | +5.2 | 631-1502 | .420 | 165-583 | .283 | 240-350 | .686 | 915 | 841 | +3.2 |
| VMI | 23 | 1851-1734 | 80.5-75.4 | +5.1 | 648-1390 | .466 | 256-660 | .388 | 299-384 | .779 | 889 | 837 | +2.3 |
| Western Carolina | 23 | 1731-1811 | 75.3-78.7 | -3.5 | 607-1349 | .450 | 182-555 | .328 | 335-464 | .722 | 809 | 791 | +0.8 |
| Wofford | 22 | 1649-1492 | 75.0-67.8 | +7.1 | 594-1264 | .470 | 228-638 | .357 | 233-334 | .698 | 775 | 719 | +2.5 |

| ATTENDANCE | Home | Average | Away | Average | Neutral | Average | Total | Average |
|------------------|-----------|---------|-----------|---------|---------|---------|-----------|---------|
| Chattanooga | 12-2846 | 237 | 12-4504 | 375 | 0-0 | 0 | 24-7350 | 306 |
| ETSU | 11-4861 | 442 | 8-4898 | 612 | 3-150 | 50 | 22-9909 | 450 |
| Furman | 11-2750 | 250 | 11-5612 | 510 | 0-0 | 0 | 22-8362 | 380 |
| Mercer | 11-9294 | 845 | 11-4426 | 402 | 0-0 | 0 | 22-13720 | 624 |
| Samford | 9-4246 | 472 | 9-3678 | 409 | 0-0 | 0 | 18-7924 | 440 |
| The Citadel | 14-6687 | 478 | 7-1839 | 263 | 0-0 | 0 | 21-8526 | 406 |
| UNCG | 9-435 | 48 | 11-2984 | 271 | 3-3013 | 1004 | 23-6432 | 280 |
| VMI | 12-2068 | 172 | 11-3955 | 360 | 0-0 | 0 | 23-6023 | 262 |
| Western Carolina | 9-0 | 0 | 12-5744 | 479 | 2-0 | 0 | 23-5744 | 250 |
| Wofford | 11-0 | 0 | 10-2690 | 269 | 1-0 | 0 | 22-2690 | 122 |
| Totals | 109-33187 | 304 | 102-40330 | 395 | 9-3163 | 351 | 220-76680 | 349 |

2020-21 Southern Conference
INDIVIDUAL BASKETBALL STATISTICS
Through games of Feb 21, 2021 (All games)

To be ranked, a player must appear in at least 75.0% of their team's games.

| SCORING | | | | | | | REBOUNDING | | | | | | |
|----------------------------|----|----|-----|-----|----|-----------|-----------------------------|----|----|-----|-----|-------|-------|
| | Cl | G | FG | 3FG | FT | Pts Avg/G | | Cl | G | Off | Def | Total | Avg/G |
| 1. Hayden Brown-CIT | Jr | 20 | 136 | 25 | 97 | 394 19.7 | 1. Hayden Brown-CIT | Jr | 20 | 47 | 173 | 220 | 11.0 |
| 2. Kaiden Rice-CIT | Sr | 21 | 135 | 88 | 34 | 392 18.7 | 2. Malachi Smith-UTC | So | 24 | 36 | 176 | 212 | 8.8 |
| 3. Greg Parham-VMI | Sr | 23 | 154 | 63 | 56 | 427 18.6 | 3. Jake Stephens-VMI | Jr | 23 | 28 | 152 | 180 | 7.8 |
| 4. Isaiah Miller-UNCG | Sr | 22 | 172 | 7 | 47 | 398 18.1 | 4. Felipe Haase-MER | Jr | 22 | 28 | 138 | 166 | 7.5 |
| 5. Storm Murphy-WOF | Sr | 22 | 131 | 64 | 64 | 390 17.7 | 5. Myles Lewis-VMI | Sr | 20 | 38 | 109 | 147 | 7.4 |
| 6. Ledarius Brewer-ETSU | Jr | 21 | 128 | 53 | 39 | 348 16.6 | 6. Damari Monsanto-ETSU | Fr | 22 | 36 | 121 | 157 | 7.1 |
| 7. Malachi Smith-UTC | So | 24 | 144 | 31 | 78 | 397 16.5 | 7. Mohammed Abdulsalam-UNCG | Jr | 23 | 68 | 90 | 158 | 6.9 |
| 8. David Jean-Baptiste-UTC | Sr | 20 | 120 | 54 | 28 | 322 16.1 | 8. Isaiah Miller-UNCG | Sr | 22 | 33 | 116 | 149 | 6.8 |
| 9. Mike Bothwell-FUR | Jr | 22 | 130 | 30 | 62 | 352 16.0 | 9. Clay Mounce-FUR | Sr | 22 | 45 | 95 | 140 | 6.4 |
| 10. Mason Faulkner-WCU | Sr | 19 | 97 | 25 | 84 | 303 15.9 | 10. Silas Adheke-ETSU | Sr | 22 | 47 | 84 | 131 | 6.0 |
| 11. Ross Cummings-MER | Sr | 22 | 116 | 62 | 36 | 330 15.0 | 11. Sean Conway-VMI | So | 23 | 28 | 108 | 136 | 5.9 |
| 12. Jake Stephens-VMI | Jr | 23 | 109 | 30 | 91 | 339 14.7 | 12. Xavier Cork-WCU | So | 23 | 50 | 83 | 133 | 5.8 |
| 13. Clay Mounce-FUR | Sr | 22 | 115 | 44 | 33 | 307 14.0 | 13. Mason Faulkner-WCU | Sr | 19 | 22 | 85 | 107 | 5.6 |
| 14. Noah Gurley-FUR | Jr | 22 | 115 | 29 | 47 | 306 13.9 | 14. Noah Gurley-FUR | Jr | 22 | 24 | 97 | 121 | 5.5 |
| 15. Neftali Alvarez-MER | So | 20 | 94 | 19 | 69 | 276 13.8 | 15. Jalen Slawson-FUR | Jr | 22 | 25 | 91 | 116 | 5.3 |
| 16. Kamdyn Curfman-VMI | So | 23 | 102 | 67 | 31 | 302 13.1 | 16. Tyler Harris-WCU | So | 23 | 32 | 86 | 118 | 5.1 |
| 17. Xavier Cork-WCU | So | 23 | 125 | 0 | 51 | 301 13.1 | 17. Messiah Jones-WOF | So | 18 | 45 | 46 | 91 | 5.1 |
| 18. Leon Ayers III-MER | Jr | 22 | 110 | 21 | 37 | 278 12.6 | 18. Mike Bothwell-FUR | Jr | 22 | 36 | 72 | 108 | 4.9 |
| 19. Matt Halvorsen-WCU | Sr | 23 | 81 | 74 | 52 | 288 12.5 | 19. Stephen Clark-CIT | So | 21 | 27 | 72 | 99 | 4.7 |
| 20. Stefan Kenic-UTC | Sr | 24 | 90 | 32 | 78 | 290 12.1 | 20. A.J. Caldwell-UTC | Jr | 24 | 12 | 101 | 113 | 4.7 |
| 21. Felipe Haase-MER | Jr | 22 | 96 | 40 | 31 | 263 12.0 | | | | | | | |
| 22. Fletcher Abee-CIT | So | 21 | 82 | 53 | 34 | 251 12.0 | | | | | | | |
| 23. Damari Monsanto-ETSU | Fr | 22 | 92 | 46 | 29 | 259 11.8 | | | | | | | |
| 24. Tray Hollowell-WOF | Sr | 22 | 86 | 55 | 20 | 247 11.2 | | | | | | | |
| 25. Alex Hunter-FUR | Sr | 22 | 82 | 55 | 17 | 236 10.7 | | | | | | | |
| 26. David Sloan-ETSU | Sr | 21 | 75 | 24 | 51 | 225 10.7 | | | | | | | |
| 27. Sean Conway-VMI | So | 23 | 81 | 53 | 23 | 238 10.3 | | | | | | | |
| 28. A.J. Staton-McCray-SAM | Fr | 18 | 60 | 27 | 35 | 182 10.1 | | | | | | | |
| 29. Tyler Moffe-CIT | Sr | 18 | 60 | 20 | 35 | 175 9.7 | | | | | | | |
| 30. Maciej Bender-MER | Sr | 20 | 82 | 0 | 30 | 194 9.7 | | | | | | | |

| FIELD GOAL PCT | | | | | | ASSISTS | | | |
|-----------------------------|----|----|-----|-----|------|---------------------------|----|----|-----------|
| | Cl | G | FGM | FGA | Pct. | | Cl | G | No. Avg/G |
| 1. Xavier Cork-WCU | So | 23 | 125 | 190 | .658 | 1. Tyler Moffe-CIT | Sr | 18 | 85 4.7 |
| 2. Leon Ayers III-MER | Jr | 22 | 110 | 210 | .524 | 2. Mason Faulkner-WCU | Sr | 19 | 88 4.6 |
| 3. Hayden Brown-CIT | Jr | 20 | 136 | 266 | .511 | 3. Neftali Alvarez-MER | So | 20 | 92 4.6 |
| 4. Ross Cummings-MER | Sr | 22 | 116 | 227 | .511 | 4. Storm Murphy-WOF | Sr | 22 | 97 4.4 |
| 5. Greg Parham-VMI | Sr | 23 | 154 | 314 | .490 | 5. David Sloan-ETSU | Sr | 21 | 92 4.4 |
| 6. Noah Gurley-FUR | Jr | 22 | 115 | 240 | .479 | 6. Greg Parham-VMI | Sr | 23 | 91 4.0 |
| Clay Mounce-FUR | Sr | 22 | 115 | 240 | .479 | 7. Alex Hunter-FUR | Sr | 22 | 82 3.7 |
| 8. Storm Murphy-WOF | Sr | 22 | 131 | 274 | .478 | 8. Isaiah Miller-UNCG | Sr | 22 | 80 3.6 |
| 9. Mike Bothwell-FUR | Jr | 22 | 130 | 274 | .474 | 9. Jake Stephens-VMI | Jr | 23 | 80 3.5 |
| 10. Ledarius Brewer-ETSU | Jr | 21 | 128 | 270 | .474 | 10. Keyshaun Langley-UNCG | So | 23 | 79 3.4 |
| 11. Malachi Smith-UTC | So | 24 | 144 | 315 | .457 | 11. Malachi Smith-UTC | So | 24 | 80 3.3 |
| 12. Isaiah Miller-UNCG | Sr | 22 | 172 | 378 | .455 | 12. Jeff Gary-MER | Jr | 22 | 72 3.3 |
| 13. Kaiden Rice-CIT | Sr | 21 | 135 | 310 | .435 | 13. Ryan Larson-WOF | Jr | 19 | 61 3.2 |
| 14. Mason Faulkner-WCU | Sr | 19 | 97 | 224 | .433 | 14. Richardson Maitre-SAM | Sr | 15 | 47 3.1 |
| 15. David Jean-Baptiste-UTC | Sr | 20 | 120 | 279 | .430 | 15. Felipe Haase-MER | Jr | 22 | 67 3.0 |

2020-21 Southern Conference
INDIVIDUAL BASKETBALL STATISTICS
Through games of Feb 21, 2021 (All games)

| FREE THROW PCT | | Cl | G | FTM | FTA | Pct. |
|----------------|---------------------|----|----|-----|-----|------|
| 1. | Stefan Kenic-UTC | Sr | 24 | 78 | 88 | .886 |
| 2. | Storm Murphy-WOF | Sr | 22 | 64 | 76 | .842 |
| 3. | Mike Bothwell-FUR | Jr | 22 | 62 | 75 | .827 |
| 4. | Malachi Smith-UTC | So | 24 | 78 | 95 | .821 |
| 5. | Jake Stephens-VMI | Jr | 23 | 91 | 111 | .820 |
| 6. | Neftali Alvarez-MER | So | 20 | 69 | 87 | .793 |
| 7. | Mason Faulkner-WCU | Sr | 19 | 84 | 109 | .771 |
| 8. | Hayden Brown-CIT | Jr | 20 | 97 | 135 | .719 |

| STEALS | | Cl | G | No. | Avg/G |
|--------|-------------------------|----|----|-----|-------|
| 1. | Isaiah Miller-UNCG | Sr | 22 | 53 | 2.4 |
| 2. | A.J. Staton-McCray-SAM | Fr | 18 | 30 | 1.7 |
| 3. | David Jean-Baptiste-UTC | Sr | 20 | 32 | 1.6 |
| 4. | Mike Bothwell-FUR | Jr | 22 | 35 | 1.6 |
| 5. | Ledarius Brewer-ETSU | Jr | 21 | 32 | 1.5 |
| 6. | Malachi Smith-UTC | So | 24 | 35 | 1.5 |
| 7. | Neftali Alvarez-MER | So | 20 | 28 | 1.4 |
| 8. | Jeff Gary-MER | Jr | 22 | 30 | 1.4 |
| 9. | Max Klesmit-WOF | Fr | 17 | 21 | 1.2 |
| 10. | Jalen Slawson-FUR | Jr | 22 | 27 | 1.2 |
| 11. | Mason Faulkner-WCU | Sr | 19 | 23 | 1.2 |
| 12. | A.J. Caldwell-UTC | Jr | 24 | 29 | 1.2 |
| 13. | Leon Ayers III-MER | Jr | 22 | 26 | 1.2 |
| 14. | Damari Monsanto-ETSU | Fr | 22 | 25 | 1.1 |
| 15. | Ryan Larson-WOF | Jr | 19 | 21 | 1.1 |

| 3-POINT FG PCT | | Cl | G | 3FG | FGA | Pct. |
|----------------|-------------------------|----|----|-----|-----|------|
| 1. | Greg Parham-VMI | Sr | 23 | 63 | 139 | .453 |
| 2. | Ross Cummings-MER | Sr | 22 | 62 | 141 | .440 |
| 3. | Kamdyn Curfman-VMI | So | 23 | 67 | 158 | .424 |
| 4. | A.J. Caldwell-UTC | Jr | 24 | 38 | 92 | .413 |
| 5. | Sean Conway-VMI | So | 23 | 53 | 129 | .411 |
| 6. | Storm Murphy-WOF | Sr | 22 | 64 | 159 | .403 |
| 7. | Alex Hunter-FUR | Sr | 22 | 55 | 137 | .401 |
| 8. | Ledarius Brewer-ETSU | Jr | 21 | 53 | 134 | .396 |
| 9. | Matt Halvorsen-WCU | Sr | 23 | 74 | 191 | .387 |
| 10. | David Jean-Baptiste-UTC | Sr | 20 | 54 | 140 | .386 |
| 11. | Kaiden Rice-CIT | Sr | 21 | 88 | 233 | .378 |
| 12. | Felipe Haase-MER | Jr | 22 | 40 | 106 | .377 |
| 13. | Fletcher Abee-CIT | So | 21 | 53 | 142 | .373 |
| 14. | Jeff Gary-MER | Jr | 22 | 34 | 94 | .362 |
| 15. | Damari Monsanto-ETSU | Fr | 22 | 46 | 129 | .357 |

| 3-POINT FG MADE | | Cl | G | 3FG | Avg/G |
|-----------------|-------------------------|----|----|-----|-------|
| 1. | Kaiden Rice-CIT | Sr | 21 | 88 | 4.2 |
| 2. | Matt Halvorsen-WCU | Sr | 23 | 74 | 3.2 |
| 3. | Kamdyn Curfman-VMI | So | 23 | 67 | 2.9 |
| 4. | Storm Murphy-WOF | Sr | 22 | 64 | 2.9 |
| 5. | Ross Cummings-MER | Sr | 22 | 62 | 2.8 |
| 6. | Greg Parham-VMI | Sr | 23 | 63 | 2.7 |
| 7. | David Jean-Baptiste-UTC | Sr | 20 | 54 | 2.7 |
| 8. | Ledarius Brewer-ETSU | Jr | 21 | 53 | 2.5 |
| | Fletcher Abee-CIT | So | 21 | 53 | 2.5 |
| 10. | Alex Hunter-FUR | Sr | 22 | 55 | 2.5 |
| | Tray Hollowell-WOF | Sr | 22 | 55 | 2.5 |
| 12. | Sean Conway-VMI | So | 23 | 53 | 2.3 |
| 13. | Damari Monsanto-ETSU | Fr | 22 | 46 | 2.1 |
| 14. | Clay Mounce-FUR | Sr | 22 | 44 | 2.0 |
| 15. | Felipe Haase-MER | Jr | 22 | 40 | 1.8 |

| BLOCKED SHOTS | | Cl | G | No. | Avg/G |
|---------------|----------------------|----|----|-----|-------|
| 1. | Hayden Koval-UNCG | Sr | 23 | 53 | 2.3 |
| 2. | Stephen Clark-CIT | So | 21 | 45 | 2.1 |
| 3. | Jake Stephens-VMI | Jr | 23 | 37 | 1.6 |
| 4. | Xavier Cork-WCU | So | 23 | 35 | 1.5 |
| 5. | Maciej Bender-MER | Sr | 20 | 27 | 1.4 |
| 6. | Jalen Slawson-FUR | Jr | 22 | 28 | 1.3 |
| 7. | Noah Gurley-FUR | Jr | 22 | 21 | 1.0 |
| 8. | Jacob Tryon-SAM | Sr | 17 | 15 | 0.9 |
| 9. | Silas Adheke-ETSU | Sr | 22 | 18 | 0.8 |
| 10. | Sam Godwin-WOF | Fr | 20 | 16 | 0.8 |
| | Myles Lewis-VMI | Sr | 20 | 16 | 0.8 |
| 12. | Tyler Harris-WCU | So | 23 | 15 | 0.7 |
| 13. | Brady Spence-CIT | So | 17 | 11 | 0.6 |
| 14. | Ledarius Brewer-ETSU | Jr | 21 | 12 | 0.6 |
| 15. | Clay Mounce-FUR | Sr | 22 | 12 | 0.5 |

| ASSIST/TURNOVER RATIO | | Cl | G | Ast. | T/O | Ratio |
|-----------------------|-----------------------|----|----|------|-----|-------|
| 1. | Alex Hunter-FUR | Sr | 22 | 82 | 29 | 2.8 |
| 2. | Jeff Gary-MER | Jr | 22 | 72 | 29 | 2.5 |
| 3. | Tyler Mofte-CIT | Sr | 18 | 85 | 44 | 1.9 |
| 4. | Keyshaun Langley-UNCG | So | 23 | 79 | 42 | 1.9 |
| 5. | Felipe Haase-MER | Jr | 22 | 67 | 36 | 1.9 |
| 6. | Ryan Larson-WOF | Jr | 19 | 61 | 33 | 1.8 |
| 7. | Greg Parham-VMI | Sr | 23 | 91 | 51 | 1.8 |
| 8. | David Sloan-ETSU | Sr | 21 | 92 | 54 | 1.7 |
| 9. | Storm Murphy-WOF | Sr | 22 | 97 | 59 | 1.6 |
| 10. | Richardson Maitre-SAM | Sr | 15 | 47 | 32 | 1.5 |
| 11. | Mason Faulkner-WCU | Sr | 19 | 88 | 63 | 1.4 |
| 12. | Jake Stephens-VMI | Jr | 23 | 80 | 58 | 1.4 |
| 13. | Neftali Alvarez-MER | So | 20 | 92 | 72 | 1.3 |
| 14. | Isaiah Miller-UNCG | Sr | 22 | 80 | 64 | 1.3 |
| 15. | Malachi Smith-UTC | So | 24 | 80 | 72 | 1.1 |

2020-21 Southern Conference
INDIVIDUAL BASKETBALL STATISTICS
Through games of Feb 21, 2021 (All games)

| OFFENSIVE REBOUNDS | | | | |
|-----------------------------|----|----|-----|-------|
| | Cl | G | No. | Avg/G |
| 1. Mohammed Abdulsalam-UNCG | Jr | 23 | 68 | 3.0 |
| 2. Messiah Jones-WOF | So | 18 | 45 | 2.5 |
| 3. Hayden Brown-CIT | Jr | 20 | 47 | 2.4 |
| 4. Xavier Cork-WCU | So | 23 | 50 | 2.2 |
| 5. Silas Adheke-ETSU | Sr | 22 | 47 | 2.1 |
| 6. Sam Godwin-WOF | Fr | 20 | 42 | 2.1 |
| 7. Clay Mounce-FUR | Sr | 22 | 45 | 2.0 |
| 8. Myles Lewis-VMI | Sr | 20 | 38 | 1.9 |
| 9. Kaleb Hunter-UNCG | Jr | 21 | 35 | 1.7 |
| 10. Maciej Bender-MER | Sr | 20 | 33 | 1.7 |
| 11. Damari Monsanto-ETSU | Fr | 22 | 36 | 1.6 |
| Mike Bothwell-FUR | Jr | 22 | 36 | 1.6 |
| Vonnie Patterson-ETSU | Sr | 22 | 36 | 1.6 |
| 14. Logan Dye-SAM | Jr | 18 | 28 | 1.6 |
| 15. Malachi Smith-UTC | So | 24 | 36 | 1.5 |
| Isaiah Miller-UNCG | Sr | 22 | 33 | 1.5 |

| DEFENSIVE REBOUNDS | | | | |
|------------------------------|----|----|-----|-------|
| | Cl | G | No. | Avg/G |
| 1. Hayden Brown-CIT | Jr | 20 | 173 | 8.7 |
| 2. Malachi Smith-UTC | So | 24 | 176 | 7.3 |
| 3. Jake Stephens-VMI | Jr | 23 | 152 | 6.6 |
| 4. Felipe Haase-MER | Jr | 22 | 138 | 6.3 |
| 5. Damari Monsanto-ETSU | Fr | 22 | 121 | 5.5 |
| 6. Myles Lewis-VMI | Sr | 20 | 109 | 5.5 |
| 7. Isaiah Miller-UNCG | Sr | 22 | 116 | 5.3 |
| 8. Sean Conway-VMI | So | 23 | 108 | 4.7 |
| 9. Mason Faulkner-WCU | Sr | 19 | 85 | 4.5 |
| 10. Noah Gurley-FUR | Jr | 22 | 97 | 4.4 |
| 11. Clay Mounce-FUR | Sr | 22 | 95 | 4.3 |
| 12. Ryan Larson-WOF | Jr | 19 | 80 | 4.2 |
| 13. A.J. Caldwell-UTC | Jr | 24 | 101 | 4.2 |
| 14. Jalen Slawson-FUR | Jr | 22 | 91 | 4.1 |
| 15. Mohammed Abdulsalam-UNCG | Jr | 23 | 90 | 3.9 |

| MINUTES PLAYED | | | | |
|----------------------------|----|----|-----|-------|
| | Cl | G | No. | Avg/G |
| 1. Matt Halvorsen-WCU | Sr | 23 | 846 | 36.8 |
| 2. Malachi Smith-UTC | So | 24 | 861 | 35.9 |
| 3. Mason Faulkner-WCU | Sr | 19 | 667 | 35.1 |
| 4. Storm Murphy-WOF | Sr | 22 | 756 | 34.4 |
| 5. Kaiden Rice-CIT | Sr | 21 | 710 | 33.8 |
| 6. Kamdyn Curfman-VMI | So | 23 | 771 | 33.5 |
| 7. David Jean-Baptiste-UTC | Sr | 20 | 670 | 33.5 |
| 8. Greg Parham-VMI | Sr | 23 | 764 | 33.2 |
| 9. Ross Cummings-MER | Sr | 22 | 727 | 33.0 |
| 10. A.J. Caldwell-UTC | Jr | 24 | 776 | 32.3 |

2020-21 Southern Conference
Conference Team Highs
Through games of Feb 21, 2021 (All games)

TEAM HIGHS (highest totals made by)

| | | |
|-----------------------|--------------|---------------------------------------------------|
| Points | 133 | Samford vs Belhaven (12/21/20) |
| | 118 | Furman vs South Carolina State (12/21/20) |
| | 112 | ETSU vs The Citadel (01/30/21) |
| | 111 | Wofford vs Carver (11/28/20) |
| | 110 | VMI vs The Citadel (01/16/21) |
| Margin | 74 (111-37) | Wofford vs Carver (11/28/20) |
| | 66 (118-52) | Furman vs South Carolina State (12/21/20) |
| | 51 (102-51) | The Citadel vs Carver (12/09/20) |
| | 49 (133-84) | Samford vs Belhaven (12/21/20) |
| | 42 (100-58) | The Citadel vs Toccoa Falls (12/05/20) |
| | 42 (96-54) | ETSU vs Columbia Int'l (12/17/20) |
| Field goals made | 48 | Wofford vs Carver (11/28/20) |
| | 47 | Samford vs Belhaven (12/21/20) |
| | 42 | Furman vs South Carolina State (12/21/20) |
| | 41 | VMI vs Camp. Harrodsburg (12/15/20) |
| | 39 | Western Carolina at North Carolina A&T (12/12/20) |
| Field goal attempts | 85 | UNCG at North Carolina A&T (12/22/20) |
| | 82 | UNCG at Coppin State (12/10/20) |
| | 79 | UNCG at VMI (02/17/21) |
| | 77 | Chattanooga vs Lander (11/25/20) |
| | 75 | The Citadel vs Carver (12/09/20) |
| Field goal percentage | .700 (42-60) | Furman vs South Carolina State (12/21/20) |
| | .667 (48-72) | Wofford vs Carver (11/28/20) |
| | .653 (47-72) | Samford vs Belhaven (12/21/20) |
| | .633 (31-49) | Wofford vs Samford (01/02/21) |
| | .625 (30-48) | Western Carolina vs Newberry (12/03/20) |
| 3-Pt FG made | 22 | Samford vs Belhaven (12/21/20) |
| | 21 | VMI vs Camp. Harrodsburg (12/15/20) |
| | 21 | Furman vs South Carolina State (12/21/20) |
| | 18 | The Citadel vs Piedmont (11/25/20) |
| | 18 | The Citadel vs Columbia Int'l (12/07/20) |
| 3-Pt FG attempts | 42 | VMI vs Camp. Harrodsburg (12/15/20) |
| | 40 | Samford vs Belhaven (12/21/20) |
| | 40 | Furman vs Wofford (02/06/21) |
| | 39 | The Citadel vs Piedmont (11/25/20) |
| | 39 | Western Carolina vs Piedmont (11/30/20) |
| | 39 | Wofford vs USF (12/12/20) |
| | 39 | VMI at Samford (12/30/20) |
| | 39 | Furman at VMI (01/20/21) |
| | 39 | Wofford vs VMI (02/03/21) |
| | 39 | VMI vs Samford (02/13/21) |
| 3-Pt percentage | .600 (21-35) | Furman vs South Carolina State (12/21/20) |
| | .588 (10-17) | VMI vs Chattanooga (01/02/21) |
| | .571 (16-28) | Wofford vs Samford (01/02/21) |
| | .563 (18-32) | The Citadel vs Columbia Int'l (12/07/20) |
| | .550 (22-40) | Samford vs Belhaven (12/21/20) |
| | .550 (11-20) | Western Carolina vs Newberry (12/03/20) |
| Free throws made | 30 | The Citadel at Longwood (12/19/20) |
| | 30 | Western Carolina at Mercer (01/16/21) |
| | 27 | Furman vs USC Upstate (11/28/20) |
| | 26 | Chattanooga at Tennessee State (12/22/20) |
| | 26 | VMI vs The Citadel (01/16/21) |
| | 26 | ETSU vs The Citadel (01/30/21) |
| Free throw attempts | 38 | The Citadel at Longwood (12/19/20) |
| | 36 | Western Carolina at Mercer (01/16/21) |

| | | |
|-----------------------|--------------|---------------------------------------------------|
| | 35 | Western Carolina at Col. of Charleston (12/18/20) |
| | 34 | Furman vs USC Upstate (11/28/20) |
| | 34 | Furman at Winthrop (12/19/20) |
| Free throw percentage | 1.000 (6-6) | Chattanooga at UNCG (02/20/21) |
| | 1.000 (4-4) | Wofford vs Mercer (01/30/21) |
| | .944 (17-18) | Mercer at Georgia Tech (11/27/20) |
| | .944 (17-18) | VMI at George Mason (12/21/20) |
| | .944 (17-18) | Chattanooga at The Citadel (01/09/21) |
| Rebounds | 63 | UNCG at North Carolina A&T (12/22/20) |
| | 58 | The Citadel vs Carver (12/09/20) |
| | 55 | Furman vs Southern Wesleyan (12/02/20) |
| | 54 | Wofford vs Carver (11/28/20) |
| | 52 | Chattanooga vs Lander (11/25/20) |
| | 52 | The Citadel vs Columbia Int'l (12/07/20) |
| | 52 | UNCG at Coppin State (12/10/20) |
| | 52 | VMI vs Samford (02/13/21) |
| Assists | 36 | Samford vs Belhaven (12/21/20) |
| | 33 | VMI vs Camp. Harrodsburg (12/15/20) |
| | 33 | Furman vs South Carolina State (12/21/20) |
| | 26 | The Citadel vs Toccoa Falls (12/05/20) |
| | 26 | VMI vs Greensboro (12/08/20) |
| Steals | 18 | Mercer vs Samford (02/08/21) |
| | 17 | The Citadel vs Toccoa Falls (12/05/20) |
| | 15 | VMI vs St. Andrews (11/25/20) |
| | 15 | UNCG vs VMI (01/30/21) |
| | 14 | Wofford vs Carver (11/28/20) |
| | 14 | Furman vs Mercer (01/02/21) |
| Blocked shots | 10 | The Citadel vs ETSU (02/10/21) |
| | 8 | The Citadel vs Furman (01/13/21) |
| | 8 | Furman vs UNCG (02/08/21) |
| | 7 | The Citadel vs Piedmont (11/25/20) |
| | 7 | UNCG vs Little Rock (11/27/20) |
| | 7 | UNCG vs Duquesne (12/02/20) |
| | 7 | The Citadel vs North Carolina A&T (12/03/20) |
| | 7 | Western Carolina vs Newberry (12/03/20) |
| | 7 | Mercer vs Southern Wesleyan (12/06/20) |
| | 7 | The Citadel vs Presbyterian (12/22/20) |
| | 7 | VMI at Samford (12/30/20) |
| | 7 | The Citadel vs Chattanooga (01/09/21) |
| | 7 | UNCG vs The Citadel (01/18/21) |
| Turnovers | 27 | Samford at Mercer (02/08/21) |
| | 25 | VMI at Penn State (11/28/20) |
| | 23 | ETSU vs Abilene Christian (11/25/20) |
| | 23 | Furman at Winthrop (12/19/20) |
| | 22 | Mercer at Georgia Southern (12/13/20) |
| | 22 | Wofford vs Samford (01/02/21) |
| Fouls | 30 | Samford at Belmont (12/05/20) |
| | 30 | Samford at Troy (12/16/20) |
| | 29 | Mercer vs Western Carolina (01/16/21) |
| | 28 | UNCG vs Winthrop (12/01/20) |
| | 27 | The Citadel at Longwood (12/19/20) |

2020-21 Southern Conference
Conference Individual Highs
Through games of Feb 21, 2021 (All games)

INDIVIDUAL PLAYER GAME HIGHS

| | | | |
|-----------------------|-------|---------|--------------------------------------------------------------------|
| Points | 37 | | Hayden Brown (The Citadel) vs Chattanooga (01/09/21) |
| | 33 | | Jake Stephens (VMI) vs The Citadel (01/16/21) |
| | 32 | | Mike Bothwell (Furman) vs ETSU (01/16/21) |
| | 31 | | Hayden Brown (The Citadel) vs Columbia Int'l (12/07/20) |
| | 30 | | Isaiah Miller (UNCG) vs The Citadel (01/18/21) |
| | 30 | | Ledarius Brewer (ETSU) vs Wofford (02/13/21) |
| Field goals made | 15 | | Isaiah Miller (UNCG) vs The Citadel (01/18/21) |
| | 13 | | Hayden Brown (The Citadel) vs Columbia Int'l (12/07/20) |
| | 12 | | Jake Stephens (VMI) vs The Citadel (01/16/21) |
| | 11 | | Isaiah Miller (UNCG) vs Duquesne (12/02/20) |
| | 11 | | Isaiah Miller (UNCG) at Coppin State (12/10/20) |
| | 11 | | Mike Bothwell (Furman) vs ETSU (01/16/21) |
| | 11 | | Isaiah Miller (UNCG) vs Mercer (01/27/21) |
| | 11 | | Isaiah Miller (UNCG) vs VMI (01/30/21) |
| | 11 | | Ledarius Brewer (ETSU) vs Wofford (02/13/21) |
| Field goal attempts | 25 | | Isaiah Miller (UNCG) at Coppin State (12/10/20) |
| | 25 | | Isaiah Miller (UNCG) vs The Citadel (01/18/21) |
| | 23 | | Isaiah Miller (UNCG) at VMI (02/17/21) |
| | 22 | | Jake Stephens (VMI) vs The Citadel (01/16/21) |
| | 22 | | Isaiah Miller (UNCG) vs Mercer (01/27/21) |
| Field goal percentage | 1.000 | (9-9) | Maciej Bender (Mercer) vs Columbia Int'l (12/05/20) |
| | 1.000 | (8-8) | Garrett Hien (Furman) vs Tusculum (11/25/20) |
| | .889 | (8-9) | Logan Dye (Samford) vs Alabama A&M (11/29/20) |
| | .833 | (10-12) | Xavier Cork (Western Carolina) at North Carolina A&T (12/12/20) |
| | .833 | (10-12) | Clay Mounce (Furman) at The Citadel (01/13/21) |
| 3-Pt FG made | 9 | | Kaiden Rice (The Citadel) vs Piedmont (11/25/20) |
| | 7 | | Matt Halvorsen (Western Carolina) at North Carolina A&T (12/12/20) |
| | 7 | | Hayden Brown (The Citadel) vs Chattanooga (01/09/21) |
| | 7 | | Greg Parham (VMI) vs Wofford (01/13/21) |
| | 7 | | Sean Conway (VMI) vs The Citadel (01/16/21) |
| | 7 | | Kaiden Rice (The Citadel) at VMI (01/16/21) |
| | 7 | | Alex Hunter (Furman) vs Samford (02/17/21) |
| | 7 | | Stefan Kenic (Chattanooga) vs Western Carolina (02/17/21) |
| 3-Pt FG attempts | 18 | | Kaiden Rice (The Citadel) vs Piedmont (11/25/20) |
| | 16 | | Kaiden Rice (The Citadel) vs North Carolina A&T (12/03/20) |
| | 16 | | Kaiden Rice (The Citadel) at Wofford (02/17/21) |
| | 15 | | Tray Hollowell (Wofford) vs USF (12/12/20) |
| | 15 | | Matt Halvorsen (Western Carolina) at Wofford (01/23/21) |
| | 15 | | Clay Mounce (Furman) vs Wofford (02/06/21) |
| 3-Pt percentage | 1.000 | (7-7) | Stefan Kenic (Chattanooga) vs Western Carolina (02/17/21) |
| | 1.000 | (5-5) | Tray Hollowell (Wofford) at VMI (01/13/21) |
| | 1.000 | (5-5) | Tyler Mofe (The Citadel) vs Wofford (01/27/21) |
| | .875 | (7-8) | Greg Parham (VMI) vs Wofford (01/13/21) |
| | .833 | (5-6) | Jaylon Pugh (Furman) vs Flagler (12/12/20) |
| | .833 | (5-6) | Jonny Lawrence (Furman) vs South Carolina State (12/21/20) |
| | .833 | (5-6) | A.J. Staton-McCray (Samford) vs Belhaven (12/21/20) |
| | .833 | (5-6) | Felipe Haase (Mercer) at UNCG (01/27/21) |
| Free throws made | 16 | | Mason Faulkner (Western Carolina) at Mercer (01/16/21) |
| | 12 | | Jake Stephens (VMI) vs Samford (02/13/21) |
| | 11 | | Hayden Brown (The Citadel) at Longwood (12/19/20) |
| | 11 | | Stefan Kenic (Chattanooga) at Tennessee State (12/22/20) |
| | 10 | | Neftali Alvarez (Mercer) at Georgia Tech (11/27/20) |
| | 10 | | Jake Stephens (VMI) at Gardner-Webb (12/18/20) |
| | 10 | | Jake Stephens (VMI) at George Mason (12/21/20) |
| | 10 | | Malachi Smith (Chattanooga) at Tennessee State (12/22/20) |

| | | |
|-----------------------|---------------|--------------------------------------------------------------------|
| | 10 | Hayden Brown (The Citadel) vs Chattanooga (01/09/21) |
| | 10 | Neftali Alvarez (Mercer) vs Western Carolina (01/16/21) |
| | 10 | Xavier Cork (Western Carolina) at Samford (01/18/21) |
| | 10 | Neftali Alvarez (Mercer) vs Samford (02/08/21) |
| Free throw attempts | 18 | Mason Faulkner (Western Carolina) at Mercer (01/16/21) |
| | 14 | Isaiah Miller (UNCG) at Samford (01/14/21) |
| | 14 | Neftali Alvarez (Mercer) vs Samford (02/08/21) |
| | 14 | Jake Stephens (VMI) vs Samford (02/13/21) |
| | 13 | Stefan Kenic (Chattanooga) at Tennessee State (12/22/20) |
| | 13 | Neftali Alvarez (Mercer) vs Western Carolina (01/16/21) |
| Free throw percentage | 1.000 (10-10) | Jake Stephens (VMI) at George Mason (12/21/20) |
| | 1.000 (9-9) | Mike Bothwell (Furman) vs USC Upstate (11/28/20) |
| | 1.000 (9-9) | Matt Halvorsen (Western Carolina) at UNC Asheville (11/28/20) |
| | 1.000 (9-9) | Cory Hightower (Western Carolina) at Col. of Charleston (12/18/20) |
| | 1.000 (8-8) | Stefan Kenic (Chattanooga) at UAB (12/19/20) |
| | 1.000 (8-8) | Storm Murphy (Wofford) vs Samford (01/02/21) |
| | 1.000 (8-8) | Ledarius Brewer (ETSU) vs The Citadel (01/30/21) |
| Rebounds | 21 | Hayden Brown (The Citadel) vs Columbia Int'l (12/07/20) |
| | 17 | Hayden Brown (The Citadel) at Western Carolina (02/01/21) |
| | 16 | Hayden Brown (The Citadel) vs Piedmont (11/25/20) |
| | 16 | Felipe Haase (Mercer) at Georgia Southern (12/13/20) |
| | 16 | Clay Mounce (Furman) at UNCG (02/10/21) |
| | 16 | Jake Stephens (VMI) at The Citadel (02/20/21) |
| Assists | 11 | Tyler Moffe (The Citadel) vs Presbyterian (12/22/20) |
| | 11 | Storm Murphy (Wofford) vs Samford (01/02/21) |
| | 10 | Tyler Moffe (The Citadel) vs Western Carolina (02/06/21) |
| | 9 | Neftali Alvarez (Mercer) at Georgia Tech (11/27/20) |
| | 9 | Jalen Slawson (Furman) at Col. of Charleston (12/05/20) |
| | 9 | Keyshaun Langley (UNCG) at North Carolina A&T (12/22/20) |
| | 9 | Greg Parham (VMI) vs UNCG (02/17/21) |
| | 9 | Storm Murphy (Wofford) vs The Citadel (02/17/21) |
| Steals | 7 | Ledarius Brewer (ETSU) vs Western Carolina (12/30/20) |
| | 7 | Isaiah Miller (UNCG) vs VMI (01/30/21) |
| | 6 | Mike Bothwell (Furman) vs Mercer (01/02/21) |
| | 6 | Isaiah Miller (UNCG) at Furman (02/08/21) |
| | 6 | Jeff Gary (Mercer) vs Samford (02/08/21) |
| Blocked shots | 7 | Hayden Koval (UNCG) vs Little Rock (11/27/20) |
| | 6 | Hayden Koval (UNCG) at North Carolina A&T (12/22/20) |
| | 5 | Stephen Clark (The Citadel) vs North Carolina A&T (12/03/20) |
| | 5 | Xavier Cork (Western Carolina) vs Newberry (12/03/20) |
| | 5 | Jake Stephens (VMI) at Samford (12/30/20) |
| | 5 | Stephen Clark (The Citadel) vs Chattanooga (01/09/21) |
| | 5 | Stephen Clark (The Citadel) vs Furman (01/13/21) |
| | 5 | Jalen Slawson (Furman) vs UNCG (02/08/21) |
| Turnovers | 8 | David Sloan (ETSU) at Alabama (12/22/20) |
| | 7 | Neftali Alvarez (Mercer) vs North Georgia (11/25/20) |
| | 7 | Messiah Jones (Wofford) at Richmond (12/07/20) |
| | 7 | Storm Murphy (Wofford) vs UNCG (01/06/21) |
| | 6 | Noah Gurley (Furman) vs USC Upstate (11/28/20) |
| | 6 | Neftali Alvarez (Mercer) vs Southern Wesleyan (12/06/20) |
| | 6 | Malachi Smith (Chattanooga) at Bellarmine (12/09/20) |
| | 6 | Felipe Haase (Mercer) at Georgia Southern (12/13/20) |
| | 6 | Myles Lewis (VMI) vs Hampton (12/13/20) |
| | 6 | Storm Murphy (Wofford) at Texas A&M (12/21/20) |
| | 6 | Cory Hightower (Western Carolina) at ETSU (12/30/20) |
| | 6 | Leon Ayers III (Mercer) at Furman (01/02/21) |
| | 6 | Ledarius Brewer (ETSU) at UNCG (01/02/21) |
| | 6 | Isaiah Miller (UNCG) vs Wofford (01/09/21) |

| | |
|---|-------------------------------------------------------------|
| 6 | Trey Bonham (VMI) at UNCG (01/30/21) |
| 6 | Jalen Slawson (Furman) at Western Carolina (01/30/21) |
| 6 | David Sloan (ETSU) at Wofford (02/01/21) |
| 6 | Mason Faulkner (Western Carolina) vs Chattanooga (02/03/21) |
| 6 | Mike Bothwell (Furman) vs UNCG (02/08/21) |
| 6 | Preston Parks (Samford) at Mercer (02/08/21) |

2020-21 Southern Conference
CONFERENCE BASKETBALL STATISTICS
Through games of Feb 21, 2021 (Conference games only)

| SCORING OFFENSE | G | W-L | Pts | Avg/G |
|----------------------|----|------|------|-------|
| 1. VMI | 14 | 7-7 | 1127 | 80.5 |
| 2. The Citadel | 14 | 5-9 | 1082 | 77.3 |
| 3. Furman | 13 | 9-4 | 971 | 74.7 |
| 4. Mercer | 14 | 6-8 | 1041 | 74.4 |
| 5. Wofford | 16 | 11-5 | 1182 | 73.9 |
| 6. UNCG | 15 | 11-4 | 1089 | 72.6 |
| 7. ETSU | 14 | 8-6 | 1011 | 72.2 |
| 8. Chattanooga | 15 | 9-6 | 1076 | 71.7 |
| 9. Samford | 11 | 2-9 | 787 | 71.5 |
| 10. Western Carolina | 14 | 2-12 | 975 | 69.6 |

| SCORING DEFENSE | G | Pts | Avg/G |
|---------------------|----|------|-------|
| 1. UNCG | 15 | 1002 | 66.8 |
| 2. ETSU | 14 | 942 | 67.3 |
| 3. Furman | 13 | 903 | 69.5 |
| 4. Wofford | 16 | 1124 | 70.2 |
| 5. Chattanooga | 15 | 1072 | 71.5 |
| 6. Mercer | 14 | 1049 | 74.9 |
| 7. VMI | 14 | 1093 | 78.1 |
| 8. Western Carolina | 14 | 1110 | 79.3 |
| 9. Samford | 11 | 884 | 80.4 |
| 10. The Citadel | 14 | 1162 | 83.0 |

| SCORING MARGIN | G | Offense | Defense | Margin |
|----------------------|----|---------|---------|--------|
| 1. UNCG | 15 | 72.6 | 66.8 | +5.8 |
| 2. Furman | 13 | 74.7 | 69.5 | +5.2 |
| 3. ETSU | 14 | 72.2 | 67.3 | +4.9 |
| 4. Wofford | 16 | 73.9 | 70.2 | +3.6 |
| 5. VMI | 14 | 80.5 | 78.1 | +2.4 |
| 6. Chattanooga | 15 | 71.7 | 71.5 | +0.3 |
| 7. Mercer | 14 | 74.4 | 74.9 | -0.6 |
| 8. The Citadel | 14 | 77.3 | 83.0 | -5.7 |
| 9. Samford | 11 | 71.5 | 80.4 | -8.8 |
| 10. Western Carolina | 14 | 69.6 | 79.3 | -9.6 |

| FREE THROW PCT | G | FTM | FTA | Pct. |
|---------------------|----|-----|-----|------|
| 1. Chattanooga | 15 | 179 | 221 | .810 |
| 2. Wofford | 16 | 168 | 220 | .764 |
| 3. VMI | 14 | 188 | 249 | .755 |
| 4. Western Carolina | 14 | 179 | 245 | .731 |
| 5. Furman | 13 | 118 | 165 | .715 |
| 6. ETSU | 14 | 161 | 226 | .712 |
| 7. Mercer | 14 | 151 | 214 | .706 |
| 8. The Citadel | 14 | 189 | 271 | .697 |
| 9. UNCG | 15 | 146 | 210 | .695 |
| 10. Samford | 11 | 126 | 188 | .670 |

| FIELD GOAL PERCENTAGE | G | FGM | FGA | Pct. |
|-----------------------|----|-----|-----|------|
| 1. Mercer | 14 | 388 | 813 | .477 |
| 2. Furman | 13 | 367 | 782 | .469 |
| 3. Wofford | 16 | 426 | 917 | .465 |
| 4. VMI | 14 | 392 | 846 | .463 |
| 5. ETSU | 14 | 365 | 801 | .456 |
| 6. The Citadel | 14 | 381 | 858 | .444 |
| 7. Chattanooga | 15 | 385 | 879 | .438 |
| 8. Western Carolina | 14 | 348 | 804 | .433 |
| 9. UNCG | 15 | 417 | 966 | .432 |
| 10. Samford | 11 | 294 | 682 | .431 |

| FIELD GOAL PCT DEFENSE | G | FGM | FGA | Pct. |
|------------------------|----|-----|-----|------|
| 1. UNCG | 15 | 350 | 851 | .411 |
| 2. VMI | 14 | 406 | 939 | .432 |
| 3. ETSU | 14 | 331 | 744 | .445 |
| 4. Wofford | 16 | 416 | 932 | .446 |
| 5. Furman | 13 | 327 | 730 | .448 |
| 6. Chattanooga | 15 | 393 | 871 | .451 |
| 7. Samford | 11 | 304 | 660 | .461 |
| 8. Mercer | 14 | 385 | 832 | .463 |
| 9. The Citadel | 14 | 437 | 938 | .466 |
| 10. Western Carolina | 14 | 414 | 851 | .486 |

| 3-POINT FG PCT | G | 3FGM | 3FGA | Pct. |
|---------------------|----|------|------|------|
| 1. ETSU | 14 | 120 | 308 | .390 |
| 2. VMI | 14 | 155 | 398 | .389 |
| 3. Mercer | 14 | 114 | 311 | .367 |
| 4. Wofford | 16 | 162 | 451 | .359 |
| 5. Chattanooga | 15 | 127 | 356 | .357 |
| 6. The Citadel | 14 | 131 | 388 | .338 |
| 7. Furman | 13 | 119 | 365 | .326 |
| 8. Western Carolina | 14 | 100 | 324 | .309 |
| 9. UNCG | 15 | 109 | 364 | .299 |
| 10. Samford | 11 | 73 | 264 | .277 |

| 3-POINT FG PCT DEFENSE | G | 3FGM | 3FGA | Pct. |
|------------------------|----|------|------|------|
| 1. UNCG | 15 | 123 | 393 | .313 |
| 2. The Citadel | 14 | 104 | 329 | .316 |
| 3. VMI | 14 | 136 | 407 | .334 |
| 4. Mercer | 14 | 107 | 318 | .336 |
| 5. ETSU | 14 | 121 | 359 | .337 |
| 6. Chattanooga | 15 | 119 | 340 | .350 |
| 7. Wofford | 16 | 145 | 412 | .352 |
| 8. Furman | 13 | 106 | 300 | .353 |
| 9. Western Carolina | 14 | 125 | 347 | .360 |
| 10. Samford | 11 | 124 | 324 | .383 |

| REBOUNDING OFFENSE | G | Rebounds | Avg/G |
|---------------------|----|----------|-------|
| 1. VMI | 14 | 533 | 38.1 |
| 2. Samford | 11 | 418 | 38.0 |
| 3. UNCG | 15 | 558 | 37.2 |
| 4. The Citadel | 14 | 506 | 36.1 |
| 5. ETSU | 14 | 491 | 35.1 |
| 6. Furman | 13 | 448 | 34.5 |
| 7. Western Carolina | 14 | 476 | 34.0 |
| 8. Wofford | 16 | 533 | 33.3 |
| 9. Mercer | 14 | 459 | 32.8 |
| 10. Chattanooga | 15 | 483 | 32.2 |

| REBOUNDING DEFENSE | G | Rebounds | Avg/G |
|---------------------|----|----------|-------|
| 1. ETSU | 14 | 433 | 30.9 |
| 2. Furman | 13 | 425 | 32.7 |
| 3. Mercer | 14 | 470 | 33.6 |
| 4. Wofford | 16 | 539 | 33.7 |
| 5. Western Carolina | 14 | 476 | 34.0 |
| 6. Samford | 11 | 393 | 35.7 |
| 7. Chattanooga | 15 | 541 | 36.1 |
| 8. UNCG | 15 | 560 | 37.3 |
| 9. VMI | 14 | 527 | 37.6 |
| 10. The Citadel | 14 | 541 | 38.6 |

2020-21 Southern Conference
CONFERENCE BASKETBALL STATISTICS
Through games of Feb 21, 2021 (Conference games only)

| REBOUNDING MARGIN | G | Team | Avg. | Opp. | Avg. | Margin |
|-------------------|------------------|------|------|------|------|-----------|
| 1. | ETSU | 14 | 491 | 35.1 | 433 | 30.9 +4.1 |
| 2. | Samford | 11 | 418 | 38.0 | 393 | 35.7 +2.3 |
| 3. | Furman | 13 | 448 | 34.5 | 425 | 32.7 +1.8 |
| 4. | VMI | 14 | 533 | 38.1 | 527 | 37.6 +0.4 |
| 5. | Western Carolina | 14 | 476 | 34.0 | 476 | 34.0 +0.0 |
| 6. | UNCG | 15 | 558 | 37.2 | 560 | 37.3 -0.1 |
| 7. | Wofford | 16 | 533 | 33.3 | 539 | 33.7 -0.4 |
| 8. | Mercer | 14 | 459 | 32.8 | 470 | 33.6 -0.8 |
| 9. | The Citadel | 14 | 506 | 36.1 | 541 | 38.6 -2.5 |
| 10. | Chattanooga | 15 | 483 | 32.2 | 541 | 36.1 -3.9 |

| BLOCKED SHOTS | G | No. | Avg/G |
|---------------|------------------|-----|--------|
| 1. | The Citadel | 14 | 70 5.0 |
| 2. | UNCG | 15 | 53 3.5 |
| 3. | VMI | 14 | 46 3.3 |
| 4. | Furman | 13 | 42 3.2 |
| 5. | Mercer | 14 | 41 2.9 |
| 6. | Western Carolina | 14 | 38 2.7 |
| 7. | Samford | 11 | 27 2.5 |
| 8. | ETSU | 14 | 30 2.1 |
| 9. | Wofford | 16 | 33 2.1 |
| 10. | Chattanooga | 15 | 30 2.0 |

| ASSISTS | G | No. | Avg/G |
|---------|------------------|-----|----------|
| 1. | Mercer | 14 | 223 15.9 |
| 2. | VMI | 14 | 219 15.6 |
| 3. | The Citadel | 14 | 213 15.2 |
| 4. | Furman | 13 | 196 15.1 |
| 5. | Wofford | 16 | 228 14.3 |
| 6. | Samford | 11 | 146 13.3 |
| 7. | Western Carolina | 14 | 172 12.3 |
| 8. | Chattanooga | 15 | 182 12.1 |
| 9. | UNCG | 15 | 179 11.9 |
| 10. | ETSU | 14 | 163 11.6 |

| STEALS | G | No. | Avg/G |
|--------|------------------|-----|---------|
| 1. | Furman | 13 | 99 7.6 |
| 2. | Samford | 11 | 81 7.4 |
| 3. | ETSU | 14 | 103 7.4 |
| 4. | UNCG | 15 | 110 7.3 |
| 5. | Mercer | 14 | 98 7.0 |
| 6. | Wofford | 16 | 103 6.4 |
| 7. | Chattanooga | 15 | 95 6.3 |
| 8. | VMI | 14 | 68 4.9 |
| 9. | Western Carolina | 14 | 64 4.6 |
| 10. | The Citadel | 14 | 55 3.9 |

| TURNOVER MARGIN | G | Team | Avg. | Opp. | Avg. | Margin |
|-----------------|------------------|------|------|------|------|-----------|
| 1. | UNCG | 15 | 144 | 9.6 | 220 | 14.7 +5.1 |
| 2. | Chattanooga | 15 | 144 | 9.6 | 179 | 11.9 +2.3 |
| 3. | Furman | 13 | 160 | 12.3 | 188 | 14.5 +2.2 |
| 4. | ETSU | 14 | 166 | 11.9 | 183 | 13.1 +1.2 |
| 5. | Wofford | 16 | 205 | 12.8 | 207 | 12.9 +0.1 |
| 6. | Mercer | 14 | 179 | 12.8 | 173 | 12.4 -0.4 |
| 7. | Samford | 11 | 182 | 16.5 | 156 | 14.2 -2.4 |
| 8. | VMI | 14 | 165 | 11.8 | 129 | 9.2 -2.6 |
| 9. | The Citadel | 14 | 172 | 12.3 | 133 | 9.5 -2.8 |
| 10. | Western Carolina | 14 | 195 | 13.9 | 144 | 10.3 -3.6 |

| ASSIST/TURNOVER RATIO | G | Ast. | Avg. | T/O | Avg. | Ratio |
|-----------------------|------------------|------|------|------|------|----------|
| 1. | VMI | 14 | 219 | 15.6 | 165 | 11.8 1.3 |
| 2. | Chattanooga | 15 | 182 | 12.1 | 144 | 9.6 1.3 |
| 3. | Mercer | 14 | 223 | 15.9 | 179 | 12.8 1.2 |
| 4. | UNCG | 15 | 179 | 11.9 | 144 | 9.6 1.2 |
| 5. | The Citadel | 14 | 213 | 15.2 | 172 | 12.3 1.2 |
| 6. | Furman | 13 | 196 | 15.1 | 160 | 12.3 1.2 |
| 7. | Wofford | 16 | 228 | 14.3 | 205 | 12.8 1.1 |
| 8. | ETSU | 14 | 163 | 11.6 | 166 | 11.9 1.0 |
| 9. | Western Carolina | 14 | 172 | 12.3 | 195 | 13.9 0.9 |
| 10. | Samford | 11 | 146 | 13.3 | 182 | 16.5 0.8 |

| OFFENSIVE REBOUNDS | G | No. | Avg/G |
|--------------------|------------------|-----|----------|
| 1. | UNCG | 15 | 178 11.9 |
| 2. | Samford | 11 | 125 11.4 |
| 3. | ETSU | 14 | 152 10.9 |
| 4. | Furman | 13 | 126 9.7 |
| 5. | The Citadel | 14 | 115 8.2 |
| 6. | Wofford | 16 | 129 8.1 |
| 7. | Western Carolina | 14 | 112 8.0 |
| 8. | Mercer | 14 | 108 7.7 |
| | VMI | 14 | 108 7.7 |
| 10. | Chattanooga | 15 | 111 7.4 |

| DEFENSIVE REBOUNDS | G | No. | Avg/G |
|--------------------|------------------|-----|----------|
| 1. | VMI | 14 | 425 30.4 |
| 2. | The Citadel | 14 | 391 27.9 |
| 3. | Samford | 11 | 293 26.6 |
| 4. | Western Carolina | 14 | 364 26.0 |
| 5. | UNCG | 15 | 380 25.3 |
| 6. | Wofford | 16 | 404 25.3 |
| 7. | Mercer | 14 | 351 25.1 |
| 8. | Chattanooga | 15 | 372 24.8 |
| 9. | Furman | 13 | 322 24.8 |
| 10. | ETSU | 14 | 339 24.2 |

| DEFENSIVE REB PCT. | G | D-Reb | Opp. OR | D-Reb% |
|--------------------|------------------|-------|---------|----------|
| 1. | Western Carolina | 14 | 364 | 100 .784 |
| 2. | Samford | 11 | 293 | 96 .753 |
| 3. | VMI | 14 | 425 | 141 .751 |
| 4. | ETSU | 14 | 339 | 113 .750 |
| 5. | The Citadel | 14 | 391 | 136 .742 |
| 6. | Furman | 13 | 322 | 113 .740 |
| 7. | Chattanooga | 15 | 372 | 133 .737 |
| 8. | Mercer | 14 | 351 | 126 .736 |
| 9. | Wofford | 16 | 404 | 148 .732 |
| 10. | UNCG | 15 | 380 | 158 .706 |

| OFFENSIVE REB PCT. | G | O-Reb | Opp. DR | O-Reb% |
|--------------------|------------------|-------|---------|----------|
| 1. | ETSU | 14 | 152 | 320 .322 |
| 2. | UNCG | 15 | 178 | 402 .307 |
| 3. | Samford | 11 | 125 | 297 .296 |
| 4. | Furman | 13 | 126 | 312 .288 |
| 5. | Wofford | 16 | 129 | 391 .248 |
| 6. | Mercer | 14 | 108 | 344 .239 |
| 7. | Western Carolina | 14 | 112 | 376 .230 |
| 8. | The Citadel | 14 | 115 | 405 .221 |
| 9. | VMI | 14 | 108 | 386 .219 |
| 10. | Chattanooga | 15 | 111 | 408 .214 |

2020-21 Southern Conference
CONFERENCE BASKETBALL STATISTICS
Through games of Feb 21, 2021 (Conference games only)

| 3-POINT FG MADE | G | No. | Avg/G |
|---------------------|----|-----|-------|
| 1. VMI | 14 | 155 | 11.1 |
| 2. Wofford | 16 | 162 | 10.1 |
| 3. The Citadel | 14 | 131 | 9.4 |
| 4. Furman | 13 | 119 | 9.2 |
| 5. ETSU | 14 | 120 | 8.6 |
| 6. Chattanooga | 15 | 127 | 8.5 |
| 7. Mercer | 14 | 114 | 8.1 |
| 8. UNCG | 15 | 109 | 7.3 |
| 9. Western Carolina | 14 | 100 | 7.1 |
| 10. Samford | 11 | 73 | 6.6 |

2020-21 Southern Conference
CONFERENCE BASKETBALL STATISTICS
Through games of Feb 21, 2021 (Conference games only)

| Team | Conference | Pct. | PF | PA | Overall | Pct. | PF | PA | Current unbeaten streak |
|------------------|------------|------|------|------|---------|------|------|------|-------------------------|
| UNCG | 11-4 | .733 | 72.6 | 66.8 | 11-4 | .733 | 72.6 | 66.8 | Furman -- 3 |
| Furman | 9-4 | .692 | 74.7 | 69.5 | 9-4 | .692 | 74.7 | 69.5 | Wofford -- 2 |
| Wofford | 11-5 | .688 | 73.9 | 70.2 | 11-5 | .688 | 73.9 | 70.2 | UNCG -- 1 |
| Chattanooga | 9-6 | .600 | 71.7 | 71.5 | 9-6 | .600 | 71.7 | 71.5 | The Citadel -- 1 |
| ETSU | 8-6 | .571 | 72.2 | 67.3 | 8-6 | .571 | 72.2 | 67.3 | |
| VMI | 7-7 | .500 | 80.5 | 78.1 | 7-7 | .500 | 80.5 | 78.1 | |
| Mercer | 6-8 | .429 | 74.4 | 74.9 | 6-8 | .429 | 74.4 | 74.9 | |
| The Citadel | 5-9 | .357 | 77.3 | 83.0 | 5-9 | .357 | 77.3 | 83.0 | |
| Samford | 2-9 | .182 | 71.5 | 80.4 | 2-9 | .182 | 71.5 | 80.4 | |
| Western Carolina | 2-12 | .143 | 69.6 | 79.3 | 2-12 | .143 | 69.6 | 79.3 | |

| TEAM SUMMARIES | G | PF-PA | Avg score | Margin | FG-FGA | Pct. | 3FG-FGA | Pct. | FT-FTA | Pct. | RebF | RebA | Margin |
|------------------|----|-----------|-----------|--------|---------|------|---------|------|---------|------|------|------|--------|
| Chattanooga | 15 | 1076-1072 | 71.7-71.5 | +0.3 | 385-879 | .438 | 127-356 | .357 | 179-221 | .810 | 483 | 541 | -3.9 |
| ETSU | 14 | 1011-942 | 72.2-67.3 | +4.9 | 365-801 | .456 | 120-308 | .390 | 161-226 | .712 | 491 | 433 | +4.1 |
| Furman | 13 | 971-903 | 74.7-69.5 | +5.2 | 367-782 | .469 | 119-365 | .326 | 118-165 | .715 | 448 | 425 | +1.8 |
| Mercer | 14 | 1041-1049 | 74.4-74.9 | -0.6 | 388-813 | .477 | 114-311 | .367 | 151-214 | .706 | 459 | 470 | -0.8 |
| Samford | 11 | 787-884 | 71.5-80.4 | -8.8 | 294-682 | .431 | 73-264 | .277 | 126-188 | .670 | 418 | 393 | +2.3 |
| The Citadel | 14 | 1082-1162 | 77.3-83.0 | -5.7 | 381-858 | .444 | 131-388 | .338 | 189-271 | .697 | 506 | 541 | -2.5 |
| UNCG | 15 | 1089-1002 | 72.6-66.8 | +5.8 | 417-966 | .432 | 109-364 | .299 | 146-210 | .695 | 558 | 560 | -0.1 |
| VMI | 14 | 1127-1093 | 80.5-78.1 | +2.4 | 392-846 | .463 | 155-398 | .389 | 188-249 | .755 | 533 | 527 | +0.4 |
| Western Carolina | 14 | 975-1110 | 69.6-79.3 | -9.6 | 348-804 | .433 | 100-324 | .309 | 179-245 | .731 | 476 | 476 | +0.0 |
| Wofford | 16 | 1182-1124 | 73.9-70.2 | +3.6 | 426-917 | .465 | 162-451 | .359 | 168-220 | .764 | 533 | 539 | -0.4 |

| ATTENDANCE | Home | Average | Away | Average | Neutral | Average | Total | Average |
|------------------|----------|---------|----------|---------|---------|---------|-----------|---------|
| Chattanooga | 8-2846 | 356 | 7-2041 | 292 | 0-0 | 0 | 15-4887 | 326 |
| ETSU | 7-4530 | 647 | 7-2843 | 406 | 0-0 | 0 | 14-7373 | 527 |
| Furman | 6-1500 | 250 | 7-2104 | 301 | 0-0 | 0 | 13-3604 | 277 |
| Mercer | 7-6690 | 956 | 7-1519 | 217 | 0-0 | 0 | 14-8209 | 586 |
| Samford | 6-2881 | 480 | 5-867 | 173 | 0-0 | 0 | 11-3748 | 341 |
| The Citadel | 8-3637 | 455 | 6-1839 | 306 | 0-0 | 0 | 14-5476 | 391 |
| UNCG | 7-435 | 62 | 8-2984 | 373 | 0-0 | 0 | 15-3419 | 228 |
| VMI | 7-1038 | 148 | 7-3260 | 466 | 0-0 | 0 | 14-4298 | 307 |
| Western Carolina | 6-0 | 0 | 8-4023 | 503 | 0-0 | 0 | 14-4023 | 287 |
| Wofford | 8-0 | 0 | 8-2077 | 260 | 0-0 | 0 | 16-2077 | 130 |
| Totals | 70-23557 | 337 | 70-23557 | 337 | 0-0 | 0 | 140-47114 | 337 |

2020-21 Southern Conference
INDIVIDUAL BASKETBALL STATISTICS
Through games of Feb 21, 2021 (Conference games only)

To be ranked, a player must appear in at least 75.0% of their team's games.

| SCORING | | | | | | | REBOUNDING | | | | | | |
|-----------------------------|----|----|-----|-----|----|-----------|-----------------------------|----|----|-----|-----|-------|-------|
| | Cl | G | FG | 3FG | FT | Pts Avg/G | | Cl | G | Off | Def | Total | Avg/G |
| 1. Greg Parham-VMI | Sr | 14 | 104 | 39 | 40 | 287 20.5 | 1. Hayden Brown-CIT | Jr | 14 | 34 | 124 | 158 | 11.3 |
| 2. Hayden Brown-CIT | Jr | 14 | 92 | 15 | 68 | 267 19.1 | 2. Jake Stephens-VMI | Jr | 14 | 17 | 102 | 119 | 8.5 |
| 3. Kaiden Rice-CIT | Sr | 14 | 91 | 55 | 25 | 262 18.7 | 3. Damari Monsanto-ETSU | Fr | 14 | 27 | 81 | 108 | 7.7 |
| 4. Isaiah Miller-UNCG | Sr | 15 | 118 | 5 | 28 | 269 17.9 | 4. Isaiah Miller-UNCG | Sr | 15 | 25 | 86 | 111 | 7.4 |
| 5. Storm Murphy-WOF | Sr | 16 | 95 | 49 | 46 | 285 17.8 | Malachi Smith-UTC | So | 15 | 21 | 90 | 111 | 7.4 |
| 6. Ledarius Brewer-ETSU | Jr | 13 | 85 | 36 | 18 | 224 17.2 | 6. Clay Mounce-FUR | Sr | 13 | 25 | 70 | 95 | 7.3 |
| 7. Jake Stephens-VMI | Jr | 14 | 79 | 21 | 59 | 238 17.0 | 7. Mohammed Abdulsalam-UNCG | Jr | 15 | 49 | 57 | 106 | 7.1 |
| 8. Malachi Smith-UTC | So | 15 | 89 | 22 | 43 | 243 16.2 | 8. Myles Lewis-VMI | Sr | 11 | 18 | 57 | 75 | 6.8 |
| 9. Mason Faulkner-WCU | Sr | 12 | 60 | 15 | 54 | 189 15.8 | 9. Sean Conway-VMI | So | 14 | 17 | 78 | 95 | 6.8 |
| 10. David Jean-Baptiste-UTC | Sr | 15 | 89 | 40 | 14 | 232 15.5 | 10. Cory Hightower-WCU | Jr | 14 | 15 | 77 | 92 | 6.6 |
| 11. Mike Bothwell-FUR | Jr | 13 | 75 | 15 | 29 | 194 14.9 | 11. Felipe Haase-MER | Jr | 14 | 11 | 72 | 83 | 5.9 |
| 12. Ross Cummings-MER | Sr | 14 | 75 | 38 | 19 | 207 14.8 | 12. Noah Gurley-FUR | Jr | 13 | 16 | 59 | 75 | 5.8 |
| 13. Cory Hightower-WCU | Jr | 14 | 75 | 11 | 41 | 202 14.4 | 13. Silas Adheke-ETSU | Sr | 14 | 37 | 43 | 80 | 5.7 |
| 14. Neftali Alvarez-MER | So | 12 | 62 | 10 | 38 | 172 14.3 | 14. Jalen Slawson-FUR | Jr | 13 | 19 | 51 | 70 | 5.4 |
| 15. Clay Mounce-FUR | Sr | 13 | 67 | 26 | 17 | 177 13.6 | 15. Xavier Cork-WCU | So | 14 | 27 | 47 | 74 | 5.3 |
| 16. Damari Monsanto-ETSU | Fr | 14 | 67 | 32 | 23 | 189 13.5 | 16. Mason Faulkner-WCU | Sr | 12 | 12 | 51 | 63 | 5.3 |
| 17. Noah Gurley-FUR | Jr | 13 | 70 | 15 | 20 | 175 13.5 | 17. Tyler Harris-WCU | So | 14 | 22 | 47 | 69 | 4.9 |
| 18. Kamdyn Curfman-VMI | So | 14 | 62 | 38 | 21 | 183 13.1 | 18. A.J. Staton-McCray-SAM | Fr | 11 | 10 | 43 | 53 | 4.8 |
| 19. Leon Ayers III-MER | Jr | 14 | 71 | 14 | 24 | 180 12.9 | 19. Ryan Larson-WOF | Jr | 16 | 6 | 71 | 77 | 4.8 |
| 20. Xavier Cork-WCU | So | 14 | 68 | 0 | 28 | 164 11.7 | 20. Kaiden Rice-CIT | Sr | 14 | 8 | 59 | 67 | 4.8 |
| 21. Felipe Haase-MER | Jr | 14 | 60 | 24 | 18 | 162 11.6 | | | | | | | |
| 22. Stefan Kenic-UTC | Sr | 15 | 55 | 21 | 41 | 172 11.5 | | | | | | | |
| 23. Alex Hunter-FUR | Sr | 13 | 53 | 35 | 7 | 148 11.4 | | | | | | | |
| 24. David Sloan-ETSU | Sr | 13 | 51 | 14 | 30 | 146 11.2 | | | | | | | |
| 25. Fletcher Abee-CIT | So | 14 | 51 | 29 | 21 | 152 10.9 | | | | | | | |
| Sean Conway-VMI | So | 14 | 49 | 37 | 17 | 152 10.9 | | | | | | | |
| 27. Matt Halvorsen-WCU | Sr | 14 | 43 | 38 | 23 | 147 10.5 | | | | | | | |
| 28. Jalen Slawson-FUR | Jr | 13 | 47 | 11 | 29 | 134 10.3 | | | | | | | |
| 29. Trey Bonham-VMI | Fr | 13 | 45 | 16 | 27 | 133 10.2 | | | | | | | |
| 30. Tray Hollowell-WOF | Sr | 16 | 57 | 35 | 13 | 162 10.1 | | | | | | | |

| FIELD GOAL PCT | | | | | | ASSISTS | | | |
|-----------------------------|----|----|-----|-----|------|---------------------------|----|----|-----------|
| | Cl | G | FGM | FGA | Pct. | | Cl | G | No. Avg/G |
| 1. Ross Cummings-MER | Sr | 14 | 75 | 145 | .517 | 1. David Sloan-ETSU | Sr | 13 | 59 4.5 |
| 2. Leon Ayers III-MER | Jr | 14 | 71 | 139 | .511 | 2. Mason Faulkner-WCU | Sr | 12 | 54 4.5 |
| 3. Hayden Brown-CIT | Jr | 14 | 92 | 183 | .503 | 3. Storm Murphy-WOF | Sr | 16 | 69 4.3 |
| 4. Jake Stephens-VMI | Jr | 14 | 79 | 160 | .494 | 4. Tyler Moffe-CIT | Sr | 14 | 60 4.3 |
| 5. Neftali Alvarez-MER | So | 12 | 62 | 127 | .488 | 5. Greg Parham-VMI | Sr | 14 | 56 4.0 |
| 6. Ledarius Brewer-ETSU | Jr | 13 | 85 | 175 | .486 | 6. Neftali Alvarez-MER | So | 12 | 46 3.8 |
| 7. Noah Gurley-FUR | Jr | 13 | 70 | 147 | .476 | 7. Alex Hunter-FUR | Sr | 13 | 48 3.7 |
| 8. Greg Parham-VMI | Sr | 14 | 104 | 220 | .473 | 8. Jake Stephens-VMI | Jr | 14 | 51 3.6 |
| 9. Malachi Smith-UTC | So | 15 | 89 | 189 | .471 | 9. Isaiah Miller-UNCG | Sr | 15 | 54 3.6 |
| 10. Cory Hightower-WCU | Jr | 14 | 75 | 161 | .466 | 10. Keyshaun Langley-UNCG | So | 15 | 51 3.4 |
| 11. Clay Mounce-FUR | Sr | 13 | 67 | 144 | .465 | 11. Malachi Smith-UTC | So | 15 | 47 3.1 |
| 12. Mike Bothwell-FUR | Jr | 13 | 75 | 164 | .457 | 12. Ryan Larson-WOF | Jr | 16 | 47 2.9 |
| 13. Storm Murphy-WOF | Sr | 16 | 95 | 210 | .452 | 13. Noah Gurley-FUR | Jr | 13 | 38 2.9 |
| 14. David Jean-Baptiste-UTC | Sr | 15 | 89 | 198 | .449 | 14. Jeff Gary-MER | Jr | 14 | 40 2.9 |
| 15. Isaiah Miller-UNCG | Sr | 15 | 118 | 264 | .447 | Hayden Brown-CIT | Jr | 14 | 40 2.9 |

2020-21 Southern Conference
INDIVIDUAL BASKETBALL STATISTICS
Through games of Feb 21, 2021 (Conference games only)

| FREE THROW PCT | | | | | |
|------------------------|----|----|-----|-----|------|
| | Cl | G | FTM | FTA | Pct. |
| 1. Stefan Kenic-UTC | Sr | 15 | 41 | 44 | .932 |
| 2. Cory Hightower-WCU | Jr | 14 | 41 | 48 | .854 |
| 3. Storm Murphy-WOF | Sr | 16 | 46 | 54 | .852 |
| 4. Greg Parham-VMI | Sr | 14 | 40 | 49 | .816 |
| 5. Malachi Smith-UTC | So | 15 | 43 | 54 | .796 |
| 6. Jake Stephens-VMI | Jr | 14 | 59 | 75 | .787 |
| 7. Mason Faulkner-WCU | Sr | 12 | 54 | 69 | .783 |
| 8. Neftali Alvarez-MER | So | 12 | 38 | 51 | .745 |
| 9. Hayden Brown-CIT | Jr | 14 | 68 | 99 | .687 |

| STEALS | | | | |
|----------------------------|----|----|-----|-------|
| | Cl | G | No. | Avg/G |
| 1. Isaiah Miller-UNCG | Sr | 15 | 37 | 2.5 |
| 2. A.J. Staton-McCray-SAM | Fr | 11 | 19 | 1.7 |
| 3. Ledarrius Brewer-ETSU | Jr | 13 | 21 | 1.6 |
| 4. Jeff Gary-MER | Jr | 14 | 22 | 1.6 |
| 5. Mike Bothwell-FUR | Jr | 13 | 20 | 1.5 |
| 6. Neftali Alvarez-MER | So | 12 | 17 | 1.4 |
| 7. David Jean-Baptiste-UTC | Sr | 15 | 21 | 1.4 |
| Malachi Smith-UTC | So | 15 | 21 | 1.4 |
| 9. Max Klesmit-WOF | Fr | 16 | 21 | 1.3 |
| 10. Leon Ayers III-MER | Jr | 14 | 18 | 1.3 |
| Greg Parham-VMI | Sr | 14 | 18 | 1.3 |
| 12. Silas Adheke-ETSU | Sr | 14 | 17 | 1.2 |
| 13. Keyshaun Langley-UNCG | So | 15 | 17 | 1.1 |
| 14. Ryan Larson-WOF | Jr | 16 | 18 | 1.1 |
| 15. Preston Parks-SAM | Sr | 11 | 12 | 1.1 |

| 3-POINT FG PCT | | | | | |
|----------------------------|----|----|-----|-----|------|
| | Cl | G | 3FG | FGA | Pct. |
| 1. Greg Parham-VMI | Sr | 14 | 39 | 90 | .433 |
| 2. Ross Cummings-MER | Sr | 14 | 38 | 88 | .432 |
| 3. Alex Hunter-FUR | Sr | 13 | 35 | 83 | .422 |
| 4. Sean Conway-VMI | So | 14 | 37 | 89 | .416 |
| 5. Ledarrius Brewer-ETSU | Jr | 13 | 36 | 87 | .414 |
| 6. David Jean-Baptiste-UTC | Sr | 15 | 40 | 100 | .400 |
| 7. Storm Murphy-WOF | Sr | 16 | 49 | 123 | .398 |
| 8. Damari Monsanto-ETSU | Fr | 14 | 32 | 81 | .395 |
| 9. Kamdyn Curfman-VMI | So | 14 | 38 | 102 | .373 |
| 10. Kaiden Rice-CIT | Sr | 14 | 55 | 155 | .355 |
| 11. Felipe Haase-MER | Jr | 14 | 24 | 68 | .353 |
| 12. Matt Halvorsen-WCU | Sr | 14 | 38 | 108 | .352 |
| 13. Tray Hollowell-WOF | Sr | 16 | 35 | 101 | .347 |
| 14. Angelo Allegri-UNCG | Jr | 15 | 25 | 76 | .329 |
| 15. Jake Stephens-VMI | Jr | 14 | 21 | 64 | .328 |

| 3-POINT FG MADE | | | | |
|----------------------------|----|----|-----|-------|
| | Cl | G | 3FG | Avg/G |
| 1. Kaiden Rice-CIT | Sr | 14 | 55 | 3.9 |
| 2. Storm Murphy-WOF | Sr | 16 | 49 | 3.1 |
| 3. Greg Parham-VMI | Sr | 14 | 39 | 2.8 |
| 4. Ledarrius Brewer-ETSU | Jr | 13 | 36 | 2.8 |
| 5. Ross Cummings-MER | Sr | 14 | 38 | 2.7 |
| Kamdyn Curfman-VMI | So | 14 | 38 | 2.7 |
| Matt Halvorsen-WCU | Sr | 14 | 38 | 2.7 |
| 8. Alex Hunter-FUR | Sr | 13 | 35 | 2.7 |
| 9. David Jean-Baptiste-UTC | Sr | 15 | 40 | 2.7 |
| 10. Sean Conway-VMI | So | 14 | 37 | 2.6 |
| 11. Damari Monsanto-ETSU | Fr | 14 | 32 | 2.3 |
| 12. Tray Hollowell-WOF | Sr | 16 | 35 | 2.2 |
| 13. Fletcher Abee-CIT | So | 14 | 29 | 2.1 |
| 14. Clay Mounce-FUR | Sr | 13 | 26 | 2.0 |
| 15. Felipe Haase-MER | Jr | 14 | 24 | 1.7 |

| BLOCKED SHOTS | | | | |
|---------------------------|----|----|-----|-------|
| | Cl | G | No. | Avg/G |
| 1. Stephen Clark-CIT | So | 14 | 34 | 2.4 |
| 2. Hayden Koval-UNCG | Sr | 15 | 28 | 1.9 |
| 3. Jake Stephens-VMI | Jr | 14 | 22 | 1.6 |
| 4. Jalen Slawson-FUR | Jr | 13 | 16 | 1.2 |
| 5. Xavier Cork-WCU | So | 14 | 14 | 1.0 |
| 6. Sam Godwin-WOF | Fr | 14 | 13 | 0.9 |
| 7. Myles Lewis-VMI | Sr | 11 | 10 | 0.9 |
| 8. Maciej Bender-MER | Sr | 12 | 10 | 0.8 |
| 9. Silas Adheke-ETSU | Sr | 14 | 11 | 0.8 |
| 10. Noah Gurley-FUR | Jr | 13 | 10 | 0.8 |
| 11. Jacob Tryon-SAM | Sr | 10 | 7 | 0.7 |
| 12. Clay Mounce-FUR | Sr | 13 | 9 | 0.7 |
| 13. Jalen Dupree-SAM | Sr | 10 | 6 | 0.6 |
| 14. Messiah Jones-WOF | So | 12 | 7 | 0.6 |
| 15. Derek Webster Jr.-CIT | Sr | 14 | 8 | 0.6 |

| ASSIST/TURNOVER RATIO | | | | | |
|--------------------------|----|----|------|-----|-------|
| | Cl | G | Ast. | T/O | Ratio |
| 1. Alex Hunter-FUR | Sr | 13 | 48 | 15 | 3.2 |
| 2. Keyshaun Langley-UNCG | So | 15 | 51 | 24 | 2.1 |
| 3. David Sloan-ETSU | Sr | 13 | 59 | 28 | 2.1 |
| 4. Greg Parham-VMI | Sr | 14 | 56 | 28 | 2.0 |
| 5. Tyler Moffe-CIT | Sr | 14 | 60 | 32 | 1.9 |
| 6. Storm Murphy-WOF | Sr | 16 | 69 | 42 | 1.6 |
| 7. Mason Faulkner-WCU | Sr | 12 | 54 | 37 | 1.5 |
| 8. Jake Stephens-VMI | Jr | 14 | 51 | 35 | 1.5 |
| 9. Isaiah Miller-UNCG | Sr | 15 | 54 | 38 | 1.4 |
| 10. Neftali Alvarez-MER | So | 12 | 46 | 40 | 1.2 |
| 11. Malachi Smith-UTC | So | 15 | 47 | 43 | 1.1 |

2020-21 Southern Conference
INDIVIDUAL BASKETBALL STATISTICS
Through games of Feb 21, 2021 (Conference games only)

| OFFENSIVE REBOUNDS | Cl | G | No. | Avg/G |
|-----------------------------|----|----|-----|-------|
| 1. Mohammed Abdulsalam-UNCG | Jr | 15 | 49 | 3.3 |
| 2. Silas Adheke-ETSU | Sr | 14 | 37 | 2.6 |
| 3. Hayden Brown-CIT | Jr | 14 | 34 | 2.4 |
| 4. Jalen Dupree-SAM | Sr | 10 | 23 | 2.3 |
| 5. Messiah Jones-WOF | So | 12 | 27 | 2.3 |
| 6. Mike Bothwell-FUR | Jr | 13 | 26 | 2.0 |
| 7. Damari Monsanto-ETSU | Fr | 14 | 27 | 1.9 |
| Xavier Cork-WCU | So | 14 | 27 | 1.9 |
| 9. Clay Mounce-FUR | Sr | 13 | 25 | 1.9 |
| 10. Vonnie Patterson-ETSU | Sr | 14 | 26 | 1.9 |
| 11. James Glisson III-MER | So | 11 | 20 | 1.8 |
| 12. Isaiah Miller-UNCG | Sr | 15 | 25 | 1.7 |
| 13. Myles Lewis-VMI | Sr | 11 | 18 | 1.6 |
| Logan Dye-SAM | Jr | 11 | 18 | 1.6 |
| 15. Sam Godwin-WOF | Fr | 14 | 22 | 1.6 |
| Tyler Harris-WCU | So | 14 | 22 | 1.6 |

| DEFENSIVE REBOUNDS | Cl | G | No. | Avg/G |
|-------------------------|----|----|-----|-------|
| 1. Hayden Brown-CIT | Jr | 14 | 124 | 8.9 |
| 2. Jake Stephens-VMI | Jr | 14 | 102 | 7.3 |
| 3. Malachi Smith-UTC | So | 15 | 90 | 6.0 |
| 4. Damari Monsanto-ETSU | Fr | 14 | 81 | 5.8 |
| 5. Isaiah Miller-UNCG | Sr | 15 | 86 | 5.7 |
| 6. Sean Conway-VMI | So | 14 | 78 | 5.6 |
| 7. Cory Hightower-WCU | Jr | 14 | 77 | 5.5 |
| 8. Clay Mounce-FUR | Sr | 13 | 70 | 5.4 |
| 9. Myles Lewis-VMI | Sr | 11 | 57 | 5.2 |
| 10. Felipe Haase-MER | Jr | 14 | 72 | 5.1 |
| 11. Noah Gurley-FUR | Jr | 13 | 59 | 4.5 |
| 12. Ryan Larson-WOF | Jr | 16 | 71 | 4.4 |
| 13. Mason Faulkner-WCU | Sr | 12 | 51 | 4.3 |
| 14. Kaiden Rice-CIT | Sr | 14 | 59 | 4.2 |
| 15. Morgan Safford-WOF | Fr | 15 | 60 | 4.0 |

| MINUTES PLAYED | Cl | G | No. | Avg/G |
|-----------------------------|----|----|-----|-------|
| 1. Malachi Smith-UTC | So | 15 | 539 | 35.9 |
| 2. Kamdyn Curfman-VMI | So | 14 | 503 | 35.9 |
| 3. Matt Halvorsen-WCU | Sr | 14 | 501 | 35.8 |
| 4. Greg Parham-VMI | Sr | 14 | 499 | 35.6 |
| 5. Kaiden Rice-CIT | Sr | 14 | 496 | 35.4 |
| 6. Storm Murphy-WOF | Sr | 16 | 559 | 34.9 |
| 7. Ross Cummings-MER | Sr | 14 | 481 | 34.4 |
| 8. Mason Faulkner-WCU | Sr | 12 | 409 | 34.1 |
| 9. Fletcher Abee-CIT | So | 14 | 477 | 34.1 |
| 10. David Jean-Baptiste-UTC | Sr | 15 | 504 | 33.6 |

2020-21 Southern Conference
 Conference Team Highs
 Through games of Feb 21, 2021 (Conference games only)

TEAM HIGHS (highest totals made by)

| | | |
|-----------------------|--------------|----------------------------------------|
| Points | 112 | ETSU vs The Citadel (01/30/21) |
| | 110 | VMI vs The Citadel (01/16/21) |
| | 103 | The Citadel at VMI (01/16/21) |
| | 94 | Wofford vs Samford (01/02/21) |
| | 94 | Furman at The Citadel (01/13/21) |
| Margin | 29 (85-56) | VMI vs Samford (02/13/21) |
| | 28 (112-84) | ETSU vs The Citadel (01/30/21) |
| | 26 (87-61) | VMI vs Western Carolina (01/27/21) |
| | 24 (87-63) | UNCG at Samford (01/14/21) |
| | 24 (80-56) | Wofford at Western Carolina (02/20/21) |
| Field goals made | 38 | UNCG vs The Citadel (01/18/21) |
| | 37 | Furman at The Citadel (01/13/21) |
| | 37 | ETSU vs The Citadel (01/30/21) |
| | 36 | VMI vs The Citadel (01/16/21) |
| | 36 | Mercer at The Citadel (01/20/21) |
| Field goal attempts | 79 | UNCG at VMI (02/17/21) |
| | 73 | The Citadel at VMI (01/16/21) |
| | 73 | UNCG vs The Citadel (01/18/21) |
| | 73 | Furman at VMI (01/20/21) |
| | 73 | ETSU at The Citadel (02/10/21) |
| Field goal percentage | .633 (31-49) | Wofford vs Samford (01/02/21) |
| | .604 (32-53) | Wofford vs Western Carolina (01/23/21) |
| | .569 (33-58) | ETSU vs VMI (01/18/21) |
| | .569 (33-58) | Wofford at Western Carolina (02/20/21) |
| | .556 (30-54) | Mercer at Furman (01/02/21) |
| 3-Pt FG made | 16 | Wofford vs Samford (01/02/21) |
| | 16 | The Citadel vs Chattanooga (01/09/21) |
| | 16 | ETSU vs VMI (01/18/21) |
| | 15 | VMI vs Samford (02/13/21) |
| | 14 | Wofford at VMI (01/13/21) |
| | 14 | The Citadel vs Wofford (01/27/21) |
| | 14 | Furman vs Western Carolina (02/13/21) |
| | 14 | VMI vs UNCG (02/17/21) |
| 3-Pt FG attempts | 40 | Furman vs Wofford (02/06/21) |
| | 39 | VMI at Samford (12/30/20) |
| | 39 | Furman at VMI (01/20/21) |
| | 39 | Wofford vs VMI (02/03/21) |
| | 39 | VMI vs Samford (02/13/21) |
| 3-Pt percentage | .588 (10-17) | VMI vs Chattanooga (01/02/21) |
| | .571 (16-28) | Wofford vs Samford (01/02/21) |
| | .538 (14-26) | Wofford at VMI (01/13/21) |
| | .533 (16-30) | ETSU vs VMI (01/18/21) |
| | .522 (12-23) | ETSU vs The Citadel (01/30/21) |
| | .522 (12-23) | ETSU vs Chattanooga (02/06/21) |
| Free throws made | 30 | Western Carolina at Mercer (01/16/21) |
| | 26 | VMI vs The Citadel (01/16/21) |
| | 26 | ETSU vs The Citadel (01/30/21) |
| | 23 | Mercer vs Western Carolina (01/16/21) |
| | 22 | The Citadel at VMI (01/16/21) |
| Free throw attempts | 36 | Western Carolina at Mercer (01/16/21) |
| | 32 | The Citadel at VMI (01/16/21) |
| | 30 | Mercer vs Western Carolina (01/16/21) |
| | 30 | VMI vs The Citadel (01/16/21) |
| | 30 | ETSU vs The Citadel (01/30/21) |
| | 30 | The Citadel at ETSU (01/30/21) |

| | | | |
|-----------------------|-------|---------|----------------------------------------|
| Free throw percentage | 1.000 | (6-6) | Chattanooga at UNCG (02/20/21) |
| | 1.000 | (4-4) | Wofford vs Mercer (01/30/21) |
| | .944 | (17-18) | Chattanooga at The Citadel (01/09/21) |
| | .929 | (13-14) | VMI at The Citadel (02/20/21) |
| | .917 | (11-12) | Wofford vs VMI (02/03/21) |
| Rebounds | 52 | | VMI vs Samford (02/13/21) |
| | 49 | | Samford at Mercer (02/08/21) |
| | 47 | | Samford vs UNCG (01/14/21) |
| | 46 | | Samford vs VMI (12/30/20) |
| | 46 | | ETSU at UNCG (01/02/21) |
| Assists | 46 | | Furman vs UNCG (02/08/21) |
| | 23 | | Wofford at Western Carolina (02/20/21) |
| | 21 | | Samford vs VMI (12/30/20) |
| | 21 | | Wofford vs Samford (01/02/21) |
| | 21 | | Chattanooga vs Samford (01/06/21) |
| | 21 | | The Citadel vs Chattanooga (01/09/21) |
| | 21 | | Furman at The Citadel (01/13/21) |
| | 21 | | VMI vs Western Carolina (01/27/21) |
| | 21 | | The Citadel vs ETSU (02/10/21) |
| | 21 | | VMI vs Samford (02/13/21) |
| Steals | 21 | | VMI vs UNCG (02/17/21) |
| | 18 | | Mercer vs Samford (02/08/21) |
| | 15 | | UNCG vs VMI (01/30/21) |
| | 14 | | Furman vs Mercer (01/02/21) |
| | 13 | | ETSU vs Western Carolina (12/30/20) |
| Blocked shots | 13 | | Furman at The Citadel (01/13/21) |
| | 13 | | Samford vs Western Carolina (01/18/21) |
| | 10 | | The Citadel vs ETSU (02/10/21) |
| | 8 | | The Citadel vs Furman (01/13/21) |
| | 8 | | Furman vs UNCG (02/08/21) |
| | 7 | | VMI at Samford (12/30/20) |
| Turnovers | 7 | | The Citadel vs Chattanooga (01/09/21) |
| | 7 | | UNCG vs The Citadel (01/18/21) |
| | 27 | | Samford at Mercer (02/08/21) |
| | 22 | | Wofford vs Samford (01/02/21) |
| | 20 | | The Citadel vs Furman (01/13/21) |
| Fouls | 20 | | Samford vs UNCG (01/14/21) |
| | 20 | | Samford vs Chattanooga (01/20/21) |
| | 20 | | VMI at UNCG (01/30/21) |
| | 29 | | Mercer vs Western Carolina (01/16/21) |
| | 25 | | Samford vs Western Carolina (01/18/21) |
| | 25 | | Samford at Mercer (02/08/21) |
| | 24 | | Samford vs UNCG (01/14/21) |
| | 24 | | VMI vs The Citadel (01/16/21) |
| | 24 | | ETSU vs The Citadel (01/30/21) |

2020-21 Southern Conference
Conference Individual Highs
Through games of Feb 21, 2021 (Conference games only)

INDIVIDUAL PLAYER GAME HIGHS

| | | | |
|-----------------------|-------|---------|-----------------------------------------------------------|
| Points | 37 | | Hayden Brown (The Citadel) vs Chattanooga (01/09/21) |
| | 33 | | Jake Stephens (VMI) vs The Citadel (01/16/21) |
| | 32 | | Mike Bothwell (Furman) vs ETSU (01/16/21) |
| | 30 | | Isaiah Miller (UNCG) vs The Citadel (01/18/21) |
| | 30 | | Ledarius Brewer (ETSU) vs Wofford (02/13/21) |
| Field goals made | 15 | | Isaiah Miller (UNCG) vs The Citadel (01/18/21) |
| | 12 | | Jake Stephens (VMI) vs The Citadel (01/16/21) |
| | 11 | | Mike Bothwell (Furman) vs ETSU (01/16/21) |
| | 11 | | Isaiah Miller (UNCG) vs Mercer (01/27/21) |
| | 11 | | Isaiah Miller (UNCG) vs VMI (01/30/21) |
| | 11 | | Ledarius Brewer (ETSU) vs Wofford (02/13/21) |
| Field goal attempts | 25 | | Isaiah Miller (UNCG) vs The Citadel (01/18/21) |
| | 23 | | Isaiah Miller (UNCG) at VMI (02/17/21) |
| | 22 | | Jake Stephens (VMI) vs The Citadel (01/16/21) |
| | 22 | | Isaiah Miller (UNCG) vs Mercer (01/27/21) |
| | 21 | | Noah Gurley (Furman) at The Citadel (01/13/21) |
| | 21 | | Greg Parham (VMI) at Mercer (01/23/21) |
| | 21 | | Isaiah Miller (UNCG) vs VMI (01/30/21) |
| | 21 | | Ledarius Brewer (ETSU) at The Citadel (02/10/21) |
| Field goal percentage | .833 | (10-12) | Clay Mounce (Furman) at The Citadel (01/13/21) |
| | .818 | (9-11) | Ty Brewer (ETSU) vs Western Carolina (12/30/20) |
| | .800 | (8-10) | Alex Hunter (Furman) vs Samford (02/17/21) |
| | .800 | (8-10) | Stefan Kenic (Chattanooga) vs Western Carolina (02/17/21) |
| | .786 | (11-14) | Ledarius Brewer (ETSU) vs Wofford (02/13/21) |
| 3-Pt FG made | 7 | | Hayden Brown (The Citadel) vs Chattanooga (01/09/21) |
| | 7 | | Greg Parham (VMI) vs Wofford (01/13/21) |
| | 7 | | Sean Conway (VMI) vs The Citadel (01/16/21) |
| | 7 | | Kaiden Rice (The Citadel) at VMI (01/16/21) |
| | 7 | | Alex Hunter (Furman) vs Samford (02/17/21) |
| | 7 | | Stefan Kenic (Chattanooga) vs Western Carolina (02/17/21) |
| 3-Pt FG attempts | 16 | | Kaiden Rice (The Citadel) at Wofford (02/17/21) |
| | 15 | | Matt Halvorsen (Western Carolina) at Wofford (01/23/21) |
| | 15 | | Clay Mounce (Furman) vs Wofford (02/06/21) |
| | 14 | | Kaiden Rice (The Citadel) at UNCG (01/18/21) |
| | 14 | | Kaiden Rice (The Citadel) at Chattanooga (02/13/21) |
| 3-Pt percentage | 1.000 | (7-7) | Stefan Kenic (Chattanooga) vs Western Carolina (02/17/21) |
| | 1.000 | (5-5) | Tray Hollowell (Wofford) at VMI (01/13/21) |
| | 1.000 | (5-5) | Tyler Moffe (The Citadel) vs Wofford (01/27/21) |
| | .875 | (7-8) | Greg Parham (VMI) vs Wofford (01/13/21) |
| | .833 | (5-6) | Felipe Haase (Mercer) at UNCG (01/27/21) |
| Free throws made | 16 | | Mason Faulkner (Western Carolina) at Mercer (01/16/21) |
| | 12 | | Jake Stephens (VMI) vs Samford (02/13/21) |
| | 10 | | Hayden Brown (The Citadel) vs Chattanooga (01/09/21) |
| | 10 | | Neftali Alvarez (Mercer) vs Western Carolina (01/16/21) |
| | 10 | | Xavier Cork (Western Carolina) at Samford (01/18/21) |
| | 10 | | Neftali Alvarez (Mercer) vs Samford (02/08/21) |
| Free throw attempts | 18 | | Mason Faulkner (Western Carolina) at Mercer (01/16/21) |
| | 14 | | Isaiah Miller (UNCG) at Samford (01/14/21) |
| | 14 | | Neftali Alvarez (Mercer) vs Samford (02/08/21) |
| | 14 | | Jake Stephens (VMI) vs Samford (02/13/21) |
| | 13 | | Neftali Alvarez (Mercer) vs Western Carolina (01/16/21) |
| Free throw percentage | 1.000 | (8-8) | Storm Murphy (Wofford) vs Samford (01/02/21) |
| | 1.000 | (8-8) | Ledarius Brewer (ETSU) vs The Citadel (01/30/21) |
| | .909 | (10-11) | Xavier Cork (Western Carolina) at Samford (01/18/21) |
| | .889 | (16-18) | Mason Faulkner (Western Carolina) at Mercer (01/16/21) |

| | | | |
|---------------|------|-------|-------------------------------------------------------------|
| | .889 | (8-9) | Mike Bothwell (Furman) vs ETSU (01/16/21) |
| | .889 | (8-9) | Jake Stephens (VMI) vs The Citadel (01/16/21) |
| | .889 | (8-9) | Jake Stephens (VMI) at ETSU (01/18/21) |
| Rebounds | 17 | | Hayden Brown (The Citadel) at Western Carolina (02/01/21) |
| | 16 | | Clay Mounce (Furman) at UNCG (02/10/21) |
| | 16 | | Jake Stephens (VMI) at The Citadel (02/20/21) |
| | 15 | | Hayden Brown (The Citadel) vs Western Carolina (02/06/21) |
| | 15 | | Hayden Brown (The Citadel) at Chattanooga (02/13/21) |
| Assists | 11 | | Storm Murphy (Wofford) vs Samford (01/02/21) |
| | 10 | | Tyler Moffe (The Citadel) vs Western Carolina (02/06/21) |
| | 9 | | Greg Parham (VMI) vs UNCG (02/17/21) |
| | 9 | | Storm Murphy (Wofford) vs The Citadel (02/17/21) |
| | 8 | | A.J. Caldwell (Chattanooga) vs Samford (01/06/21) |
| | 8 | | Isaiah Miller (UNCG) at Wofford (01/06/21) |
| | 8 | | Richardson Maitre (Samford) vs Western Carolina (01/18/21) |
| | 8 | | Mason Faulkner (Western Carolina) at Wofford (01/23/21) |
| | 8 | | David Sloan (ETSU) vs Chattanooga (02/06/21) |
| | 8 | | Ryan Larson (Wofford) at Western Carolina (02/20/21) |
| Steals | 7 | | Ledarius Brewer (ETSU) vs Western Carolina (12/30/20) |
| | 7 | | Isaiah Miller (UNCG) vs VMI (01/30/21) |
| | 6 | | Mike Bothwell (Furman) vs Mercer (01/02/21) |
| | 6 | | Isaiah Miller (UNCG) at Furman (02/08/21) |
| | 6 | | Jeff Gary (Mercer) vs Samford (02/08/21) |
| Blocked shots | 5 | | Jake Stephens (VMI) at Samford (12/30/20) |
| | 5 | | Stephen Clark (The Citadel) vs Chattanooga (01/09/21) |
| | 5 | | Stephen Clark (The Citadel) vs Furman (01/13/21) |
| | 5 | | Jalen Slawson (Furman) vs UNCG (02/08/21) |
| | 4 | | Hayden Koval (UNCG) vs ETSU (01/02/21) |
| | 4 | | Messiah Jones (Wofford) vs UNCG (01/06/21) |
| | 4 | | Hayden Koval (UNCG) at Samford (01/14/21) |
| | 4 | | Stephen Clark (The Citadel) at ETSU (01/30/21) |
| | 4 | | Hayden Koval (UNCG) at The Citadel (02/03/21) |
| | 4 | | Jake Stephens (VMI) at Wofford (02/03/21) |
| | 4 | | Stephen Clark (The Citadel) vs ETSU (02/10/21) |
| | 4 | | Stephen Clark (The Citadel) vs VMI (02/20/21) |
| Turnovers | 7 | | Storm Murphy (Wofford) vs UNCG (01/06/21) |
| | 6 | | Cory Hightower (Western Carolina) at ETSU (12/30/20) |
| | 6 | | Leon Ayers III (Mercer) at Furman (01/02/21) |
| | 6 | | Ledarius Brewer (ETSU) at UNCG (01/02/21) |
| | 6 | | Isaiah Miller (UNCG) vs Wofford (01/09/21) |
| | 6 | | Trey Bonham (VMI) at UNCG (01/30/21) |
| | 6 | | Jalen Slawson (Furman) at Western Carolina (01/30/21) |
| | 6 | | David Sloan (ETSU) at Wofford (02/01/21) |
| | 6 | | Mason Faulkner (Western Carolina) vs Chattanooga (02/03/21) |
| | 6 | | Mike Bothwell (Furman) vs UNCG (02/08/21) |
| | 6 | | Preston Parks (Samford) at Mercer (02/08/21) |