



# SOUTHERN CONFERENCE MEN'S BASKETBALL 2019-20

702 North Pine Street, Spartanburg, SC 29303 • 864-591-5100 • Fax: 864-591-3448

Phil Perry, Assistant Commissioner for Media Relations (MBK contact)

facebook.com/SouthernConference • twitter.com/SoConSports • instagram.com/SouthernConference

## 2019-20 SOUTHERN CONFERENCE BASKETBALL STANDINGS

	Conference					Overall					
	W-L	Pct.	H	A	ST	W-L	Pct.	H	A	N	ST
ETSU	15-2	0.882	7-1	8-1	W8	26-4	0.867	15-1	11-3	0-0	W8
Furman	14-3	0.824	7-1	7-2	W2	24-6	0.800	13-1	10-5	1-0	W2
UNCG	13-4	0.765	7-2	6-2	L1	23-7	0.767	14-4	9-3	0-0	L1
Western Carolina	10-7	0.588	5-4	5-3	W2	18-10	0.643	10-4	8-6	0-0	W2
Mercer	10-7	0.588	4-4	6-3	W3	16-14	0.533	8-6	8-6	0-2	W3
Chattanooga	9-8	0.529	4-4	5-4	W1	18-12	0.600	9-4	7-8	2-0	W1
Wofford	8-9	0.471	5-4	3-5	L6	16-14	0.533	10-5	6-9	0-0	L6
Samford	3-14	0.176	1-7	2-7	L3	9-22	0.290	6-8	3-14	0-0	L3
VMI	3-14	0.176	1-8	2-6	L2	8-22	0.267	5-10	2-11	1-1	L2
The Citadel	0-17	0.000	0-9	0-8	L17	6-22	0.214	3-11	3-11	0-0	L17

## NOTES

- The Southern Conference regular season comes to a close Saturday with all 10 teams in action.
- The pairings are all set for the upcoming Ingles SoCon Basketball Championship presented by General Shale, with six of the seeds locked and the 4, 5, 8 and 9 to be settled.
- ETSU has locked up the No. 1 seed in the tournament and at least a share of the regular-season SoCon title. Furman, the No. 2 seed, can still claim a share of the title with a win and an ETSU loss Saturday.
- Mercer and Western Carolina enter play Saturday tied at 10-7 in the league and assured of facing each other in the 4-5 matchup in the March 7 quarterfinals, though who is which seed is still to be determined. Mercer hosts Wofford and Western Carolina visits ETSU on Saturday.

## UPCOMING SCHEDULE (ALL TIMES EASTERN)

### Feb. 29 (Saturday)

- \*Western Carolina at ETSU, 4 p.m. ESPN3
- \*The Citadel at Furman, 4 p.m. Nexstar/ESPN3
- \*Wofford at Mercer, 4:30 p.m. ESPN+
- \*UNCG at Chattanooga, 4:30 p.m. ESPN+
- \*VMI at Samford, 5 p.m. ESPN3

### Ingles SoCon Game of the Week Nexstar affiliates

- ECBD (Charleston)
- EJHL (Tri-Cities)
- WMUB (Macon)
- WWCW (Lynchburg/Roanoke)
- WYCW (Greenville/Spartanburg/Asheville)

### March 6 (Friday)

- Ingles SoCon Championship presented by General Shale ESPN+
- 5 p.m., 7:30 p.m.
- (Harrah's Cherokee Center Asheville; Asheville N.C.)

### March 7 (Saturday)

- Ingles SoCon Championship presented by General Shale Nexstar/ESPN+
- 12 p.m., 2:30 p.m., 6 p.m., 8:30 p.m.
- (Harrah's Cherokee Center Asheville; Asheville N.C.)

### Nexstar affiliates

- EJHL (Tri-Cities)
- WMUB (Macon)
- WWCW (Lynchburg/Roanoke)
- WYCW (Greenville/Spartanburg/Asheville)

### March 8 (Sunday)

- Ingles SoCon Championship presented by General Shale Nexstar/ESPN+
- 4 p.m., 6:30 p.m.
- (Harrah's Cherokee Center Asheville; Asheville N.C.)

### Nexstar affiliates

- EJHL (Tri-Cities)
- WMUB (Macon)
- WWCW (Lynchburg/Roanoke)
- WYCW (Greenville/Spartanburg/Asheville)

## SoCon PLAYER OF THE WEEK (2/25)

PRESENTED BY **GEICO**

**Jeff Gary, R-So., G Mercer**

Gary scored a career-high 32 points in the Bears' 106-66 home win over Samford on Feb. 19, tying the Hawkins Arena record for made 3-pointers with an 8-for-10 effort from beyond the arc. Overall on the day, he was 12-for-16 from the floor, dished off five assists, grabbed four rebounds and had a blocked shot and a steal.

In Mercer's 85-80 win at Chattanooga on Saturday, the redshirt sophomore from Austin, Texas, scored 17 points, hitting four more 3s as part of a 6-for-10 day from the floor. Gary pulled down three rebounds and had three assists.

For the week, Gary had eight assists without a turnover, averaging 4.0 assists and 3.5 rebounds per game to go along with 24.5 points. He was 18-for-26 from the floor overall and 12-for-18 (66.7 percent) from 3-point range.



- Samford and VMI, tied at 3-14 in SoCon play, finish the regular season against each other Saturday before meeting again March 6 in the first round of the tournament. Saturday's winner will be the 8 seed and the loser will be the 9 seed.

- ETSU, which downed Wofford 60-54 on Wednesday to clinch the top seed and a regular-season crown, has won eight straight games and 18 of its last 20.

- Furman downed UNC Greensboro 81-67 in a battle of second-place, 23-win teams Wednesday, securing the No. 2 seed in the tournament and keeping its regular-season title hopes alive. The Paladins host The Citadel on Saturday in the Ingles SoCon Game of the Week.

- UNCG senior James Dickey is just four points away from 1,000 for his career, which will make him just the second player in SoCon history to notch 1,000 points, 1,000 rebounds and 200 blocks in his career. The only league player to do so thus far is Spartan great Kyle Hines (2004-08), who finished with 2,187 points, 1,047 rebounds and a SoCon-record 349 blocked shots. Dickey (996 points, 1,042 rebounds, 217 blocked shots) needs just six more rebounds to pass Hines for the UNCG program rebounding record.

- Mercer, Chattanooga and Western Carolina have all surpassed their overall win totals from last season. With 16 wins, the Bears are five better than last year, while the Mocs are six better than their total of 12 in 2018-19. The Catamounts have made the league's biggest jump this year, adding 11 wins to their total of seven last year.

- With his 75 made 3-pointers this season, The Citadel's Fletcher Abee is third in program history for 3-pointers made by a freshman. He is just four away from tying the record and five from claiming it outright.

- Western Carolina redshirt junior Mason Faulkner notched his second triple-double of the season Wednesday night in a 109-78 win over Samford, scoring 16 points, grabbing 10 rebounds and dishing off 12 assists.

- Western Carolina's Onno Steger (31 points) and Samford's Josh Sharkey (30) both went off for big scoring numbers in that contest, marking the first time this season that two SoCon players scored at least 30 in the same game.

# 2020 Ingles Southern Conference Men's Basketball Championship

presented by General Shale

MARCH 6-9 • HARRAH'S CHEROKEE CENTER ASHEVILLE  
ASHEVILLE, N.C.

**FRIDAY  
MARCH 6**

**SATURDAY  
MARCH 7**

**SUNDAY  
MARCH 8**

**MONDAY  
MARCH 9**

No. 8 Samford/VMI

Session 1, Game 1  
March 6, 5 p.m.



No. 9 Samford/VMI

Session 2, Game 3  
March 7, 12 p.m.



No. 1 ETSU

No. 4 Mercer/WCU

Session 2, Game 4  
March 7, 2:30 p.m.



No. 5 Mercer/WCU

Session 4, Game 7  
March 8, 4 p.m.



CHAMPIONSHIP GAME  
Session 5, Game 9  
March 9, 7 p.m.



No. 7 Wofford

Session 1, Game 2  
March 6, 7:30 p.m.



No. 10 The Citadel

Session 3, Game 5  
March 7, 6 p.m.



No. 2 Furman

No. 3 UNC Greensboro

Session 3, Game 6  
March 7, 8:30 p.m.



No. 6 Chattanooga

Session 4, Game 8  
March 8, 6:30 p.m.



PRESENTED BY: **General Shale**

## CONFERENCE NEWS AND NOTES

• With its 96-94, double-overtime win over Jacksonville on Nov. 21, Western Carolina became one of just 10 Division I schools to erase a 22-point second-half deficit and the only team to do it with under nine minutes remaining in regulation.

• Wofford (30), UNCG (29) and Furman (25) all set school records for wins last season. The Terriers became just the third team to record 30 wins in league history, joining the 1945-46 North Carolina squad and the 1950-51 NC State team.

• ETSU notched 24 wins last season to give the SoCon four teams with 20 wins for the third straight season. The Bucs have reached 20 wins for four straight seasons, becoming the first SoCon team to post four consecutive 20-win seasons since Davidson turned in five straight from 2004-09. ETSU's 100 wins in the last four seasons are a school record over a four-year span.

• Four Southern Conference teams – ETSU, Furman, UNCG and Wofford – earned postseason invites last season, giving the league multiple teams in postseason play for the 11th consecutive year. It marked the ninth time in the last 11 seasons with at least three SoCon teams in postseason play. SoCon regular-season and tournament champion Wofford earned its first-ever NCAA tournament win with a victory over Seton Hall in the first round. UNCG was the No. 1 seed in the NIT and advanced to the second round, while Furman joined the Spartans in the NIT. ETSU hosted a Colleg Insider.com Postseason Tournament contest.

• As a league, the SoCon finished 12th in the final NET rankings last year. Four teams finished in the top 100 in Wofford (14), Furman (58), UNCG (68) and ETSU (90). The first NET rankings this season will be released Dec. 16.

• Wofford entered the 2019-20 campaign riding an 18-game winning streak in regular-season league games after going 18-0 in SoCon play last season. The Terriers posted an overall 21-game winning streak last season that spanned from Dec. 29 to March 21. The streak ended in the second round of the NCAA Championship against No. 2 seed Kentucky.

• Fifth-year ETSU coach Steve Forbes is third in SoCon history in career wins per season, as he has averaged 25.0 in his first four campaigns with the Bucs. Forbes led ETSU to 24 wins in 2015-16, 27 in 2016-17, 25 in 2017-18 and 24 last year. Third-year Furman coach Bob Richey is fifth on that list with an average of 24.0 wins per game, as he led the Paladins to 23 wins in his first season and 25 last year.

• Furman and Wofford appeared in the Associated Press Top 25, each for the first time, last season, giving the SoCon two different ranked teams in a season for the first time since the 1959-60 season.

• SoCon players set two NCAA records last season, with Wofford's Fletcher Magee finishing his career with a Division I-record 509 career 3-pointers and Furman's Jordan Lyons matching the NCAA single-game mark with 15 3-pointers against North Greenville on Nov. 15. Lyons had 54 points in that contest, tied for 10th in a game in league history.

## SoCON COACHING RECORDS

Coach, school	Career (yrs.)	School (yrs.)	SoCon (yrs.)
Duggar Baucom, The Citadel	239-282 (17th)	51-104 (5th)	23-85 (6th)
Steve Forbes, ETSU	292-103 (12th)	126-43 (5th)	70-19 (5th)
Bob Richey, Furman	72-25 (3rd)	Same	40-13 (3rd)
Greg Gary, Mercer	32-58 (3rd)	16-14 (1st)	10-7 (1st)
Wes Miller, UNCG	164-124 (9th)	Same	96-60 (9th)
Scott Padgett, Samford	83-114 (6th)	Same	33-74 (6th)
Lamont Paris, Chattanooga	40-55 (3rd)	Same	19-34 (3rd)
Dan Earl, VMI	43-109 (5th)	Same	18-71 (5th)
Mark Prosser, Western Carolina	30-58 (3rd)	25-35 (2nd)	14-21 (2nd)
Jay McAuley, Wofford	16-14 (1st)	Same	8-9 (1st)

## SoCON PLAYERS OF THE WEEK

PRESENTED BY **GEICO**

Nov. 12.....	Kaleb Hunter, So., G, UNCG
Nov. 19.....	Mason Faulkner, R-Jr., G, WCU
Nov. 26.....	Mason Faulkner, R-Jr., G, WCU
Dec. 3.....	Clay Mounce, Jr., F, FUR
Dec. 10.....	Carlos Dotson, Sr., F, WCU
Dec. 17.....	Ethan Stair, R-Sr., G, MER
Dec. 24.....	Jeremy Rodriguez, R-Sr., F, ETSU
Jan. 7.....	Jordan Lyons, Sr., G, FUR
Jan. 14.....	Kaelon Harris, Sr., F/G, CIT
Jan. 21.....	Djordje Dimitrijevic, Sr., G, MER
Jan. 28.....	Bo Hodges, Jr., G, ETSU
Feb. 4.....	Chevez Goodwin, Jr., F/C, WOF
Feb. 11.....	Jordan Lyons, Sr., G, FUR
Feb. 18.....	Carlos Dotson, Sr., F, WCU
Feb. 25.....	Jeff Gary, R-So., G, MER
March 2.....	

## SoCON PLAYERS OF THE MONTH

November.....	Ethan Stair, R-Sr., G, MER
December.....	Josh Sharkey, Sr., G, SAM
January.....	Isaiah Miller, Jr., G, UNCG
February.....	

## GENERAL SHALE SoCON STUDENT-ATHLETE OF THE WEEK

Dec. 18.....	Ethan Stair, R-Sr., G, MER
Jan. 15.....	Djordje Dimitrijevic, Sr., G, MER

### Did you know?

• ETSU's win at LSU on Dec. 18, coupled with Wofford's 68-64 win over then-No. 17 North Carolina on Dec. 14, gave the SoCon two wins over Power 5 schools in the span of four days, a feat the league has now accomplished twice in three seasons. In 2017, UNCG beat NC State 81-76 on Dec. 16, followed by Wofford defeating No. 5 North Carolina 79-75 on Dec. 20.

• Western Carolina guard Mason Faulkner's triple-double against North Carolina A&T on Nov. 12 (13 points, 10 rebounds, 10 assists) was the first by a SoCon player since Chattanooga's Keegan Bell went for 12 points, 10 boards and 10 assists at College of Charleston on Dec. 3, 2011.

• Southern Conference Commissioner Jim Schaus has a familial connection to the Southern Conference, as his father, former Los Angeles Lakers coach Fred Schaus, was the men's basketball coach at West Virginia from 1954-60, earning SoCon Coach of the Year honors four times in that six-year span and still ranking in the top 20 in career wins by a league coach.

## SoCON 20-WIN SUCCESS

• The SoCon boasts three 20-game winners in ETSU, Furman and UNCG.

• ETSU has reached the milestone in a school-record five straight seasons, a streak that is tied for the fifth-longest in SoCon history. Furman and UNCG have both turned in four straight 20-win seasons, school records for both squads and tied for seventh in SoCon history.

### Consecutive 20-win seasons, SoCon history

School	No.	From	To
West Virginia	8	1955-56	1962-63
Chattanooga	8	1980-81	1987-88
NC State	7	1946-47	1953-54
College of Charleston	6	1998-99	2003-04
Davidson	5	2004-05	2008-09
<b>ETSU</b>	<b>5</b>	<b>2015-16</b>	<b>present</b>
Davidson	4	1962-63	1965-66
ETSU	4	1988-89	1991-92
<b>Furman</b>	<b>4</b>	<b>2016-17</b>	<b>present</b>
<b>UNCG</b>	<b>4</b>	<b>2016-17</b>	<b>present</b>

• That level of collective success is unprecedented in league history. Since the SoCon's first season in 1921-22, there had never been an instance of the same three teams reaching the 20-win mark in consecutive seasons until ETSU, Furman and UNCG did so in 2016-17 and again 2017-18; now, they've run that streak to a collective four straight seasons.

• Should another team join them with 20 wins, that would give the SoCon four teams with 20 wins for the fourth straight season, a feat that has never been accomplished in league history. In fact, prior to the recent run, the SoCon only had two other seasons in which four teams reached the plateau – 1952-53 (Furman, NC State, Richmond and Wake Forest) and 2009-10 (Appalachian State, College of Charleston, Western Carolina and Wofford).

### Preseason predictions

ETSU is the preseason favorite to win the 2019-20 Southern Conference men's basketball title in polling of the league's 10 men's basketball coaches and media. UNC Greensboro junior guard Isaiah Miller is the coaches' pick for preseason player of the year.

#### Preseason Player of the Year

Isaiah Miller, Jr., G, UNCG

#### Preseason All-Southern Conference Team

Bo Hodges, Jr., G, ETSU  
 Jeremy Rodriguez, R-Sr., F, ETSU  
 Daivien Williamson, So., G, ETSU  
 Jordan Lyons, Sr., G, Furman  
 Ross Cummings, Sr., G, Mercer  
 James Dickey, R-Sr., F, UNCG  
 Isaiah Miller, Jr., G, UNCG  
 Josh Sharkey, Sr., G, Samford  
 Carlos Dotson, Sr., F, Western Carolina  
 Nathan Hoover, Sr., G, Wofford

Coaches poll		Media poll	
Team (1st)	Total	Team (1st)	Total
1. ETSU (8)	80	1. ETSU (20)	286
2. UNCG (2)	74	2. UNCG (6)	264
3. Furman	61	3. Furman (4)	245
4. Wofford	52	4. Wofford	216
5. Samford	48	5. Samford	169
6. Chattanooga	41	6. Chattanooga	128
7. Western Carolina	38	7. Western Carolina	117
8. Mercer	29	8. Mercer	115
9. The Citadel	16	9. The Citadel	70
10. VMI	11	10. VMI	40

## MID-MAJOR TOP 25

Team	PS	N11	N18	N25	D2	D9	D16	D23	D30	J6	J13	J20	J27	F3	F10	F17	F24
Gonzaga (30)	1	1	1	1	1	1	1	1	1	1	1	1	1	1	1	1	1
<b>ETSU</b>	<b>3</b>	<b>3</b>	<b>2</b>	<b>3</b>	<b>3</b>	<b>5</b>	<b>5</b>	<b>5</b>	<b>5</b>	<b>7</b>	<b>6</b>	<b>6</b>	<b>4</b>	<b>5</b>	<b>3</b>	<b>2</b>	<b>2</b>
BYU (1)	13	14	7	10	10	16	16	11	10	10	10	11	13	10	8	7	3
Yale	-	-	-	-	20	11	11	6	6	6	4	4	3	2	4	5	4
Liberty	6	5	4	2	2	2	2	2	2	2	2	2	7	6	6	6	5
Saint Mary's	2	2	5	4	4	4	4	3	4	5	5	2	4	5	4	6	
Northern Iowa	-	-	14	7	5	3	3	3	4	5	3	3	5	3	2	3	7
Stephen F. Austin	-	-	-	-	8	9	9	8	8	8	11	9	9	8	9	9	8
<b>UNCG</b>	<b>16</b>	<b>16</b>	-	<b>25</b>	<b>19</b>	<b>12</b>	<b>12</b>	<b>7</b>	<b>7</b>	<b>9</b>	<b>9</b>	<b>7</b>	<b>6</b>	<b>9</b>	<b>10</b>	<b>10</b>	<b>9</b>
New Mexico State	5	6	12	13	14	-	-	-	25	22	20	18	14	11	11	11	10
<b>Furman</b>	<b>15</b>	<b>7</b>	<b>6</b>	<b>8</b>	<b>6</b>	<b>10</b>	<b>10</b>	<b>9</b>	<b>9</b>	<b>3</b>	<b>7</b>	<b>8</b>	<b>8</b>	<b>7</b>	<b>7</b>	<b>8</b>	<b>11</b>
Akron	-	-	-	-	-	-	-	-	-	19	14	16	12	16	15	14	12
Hofstra	-	-	-	22	25	-	-	-	24	-	24	-	-	24	21	15	13
Wright State	12	10	17	12	12	17	17	13	13	11	15	10	10	12	12	12	14
Vermont	4	4	3	5	9	13	14	16	17	15	25	25	20	18	13	13	15
Belmont	8	21	9	9	15	7	7	12	12	17	17	15	-	-	20	16	16
Bowling Green	9	9	8	6	7	6	6	18	19	24	22	21	18	15	17	18	17
Little Rock	-	-	-	-	-	-	-	-	-	-	-	-	-	25	19	14	21
Murray State	18	17	20	16	-	-	-	-	-	-	-	24	19	13	16	17	19
South Dakota State	-	-	-	-	-	-	-	-	-	-	-	-	-	-	-	23	20
Austin Peay	-	-	-	-	-	-	-	-	-	-	-	-	21	17	22	19	21
Colgate	11	11	16	17	11	25	23	20	20	18	16	17	15	20	19	24	22
Loyola Chicago	-	-	-	-	-	-	-	-	-	-	-	23	-	-	-	20	23
Harvard	7	8	13	11	24	18	18	14	14	14	13	13	11	23	24	25	24
Montana	-	-	-	-	-	-	-	-	-	-	-	-	-	-	-	-	25
Winthrop	-	-	-	-	-	-	-	-	-	-	-	24	21	18	22	-	-
Pacific	-	-	-	-	-	-	-	24	-	16	18	20	-	-	23	-	-
Northern Illinois	-	-	-	-	-	-	-	-	-	-	-	-	-	-	25	-	-
Kent State	-	-	22	14	16	8	8	10	11	13	8	12	16	14	-	-	-
Santa Clara	-	-	-	-	-	21	15	15	12	12	14	17	22	-	-	-	-
William & Mary	-	-	-	-	-	-	-	-	25	19	22	23	25	-	-	-	-
San Francisco	-	-	-	20	21	23	20	21	16	-	21	19	22	-	-	-	-
Stony Brook	-	-	-	-	-	-	-	-	-	23	-	-	-	-	-	-	-
Delaware	-	-	24	19	13	14	15	17	18	20	-	-	-	-	-	-	-
UCSB	21	22	25	-	21	-	-	-	21	-	-	-	-	-	-	-	-
Drake	-	-	-	-	22	-	-	22	23	-	-	-	-	-	-	-	-
Penn	20	20	15	15	18	-	25	22	21	-	-	-	-	-	-	-	-
Buffalo	22	-	-	24	22	19	24	23	23	-	-	-	-	-	-	-	-
Toledo	23	23	18	18	17	15	13	19	-	-	-	-	-	-	-	-	-
Evansville	-	-	10	23	23	20	19	25	-	-	-	-	-	-	-	-	-
Northern Kentucky	-	-	-	-	24	22	-	-	-	-	-	-	-	-	-	-	-
Charleston	17	13	19	21	-	-	-	-	-	-	-	-	-	-	-	-	-
UC Irvine	14	15	11	-	-	-	-	-	-	-	-	-	-	-	-	-	-
Missouri State	10	12	21	-	-	-	-	-	-	-	-	-	-	-	-	-	-
Illinois State	-	18	23	-	-	-	-	-	-	-	-	-	-	-	-	-	-
North Dakota State	19	19	-	-	-	-	-	-	-	-	-	-	-	-	-	-	-
South Alabama	25	24	-	-	-	-	-	-	-	-	-	-	-	-	-	-	-
Northeastern	-	25	-	-	-	-	-	-	-	-	-	-	-	-	-	-	-
Iona	24	-	-	-	-	-	-	-	-	-	-	-	-	-	-	-	-

## NET RANKINGS (AS OF FEB. 28)

38.....ETSU
67.....Furman
74.....UNC Greensboro
143.....Western Carolina
151.....Wofford
170.....Chattanooga
192.....Mercer
290.....VMI
319.....Samford
338.....The Citadel

## THE SoCON vs. RANKED TEAMS

Wofford's 68-64 win at No. 17 North Carolina on Dec. 15 was the Southern Conference's third road win over a top-25 team in as many seasons and the Terriers' second over a ranked UNC squad in the last three seasons.

Last season, Furman beat No. 8 Villanova and in 2017, Wofford downed then-No. 5 North Carolina. Coincidentally, Villanova and North Carolina were both defending national champions in those games.

SoCon	Opp.	Score	Date
Wofford	#17 North Carolina	68-64	12/15/19
Furman	#8 Villanova	76-68 (OT)	11/17/18
Wofford	#5 North Carolina	79-75	12/20/17
Col. of Charleston	#21 Baylor	63-59	11/24/12
Davidson	#12 Kansas	80-74	12/19/11
Col. of Charleston	#9 North Carolina	82-79 (OT)	1/4/10
#23 Davidson	#24 Gonzaga	82-76	3/21/08
#23 Davidson	#8 Georgetown	74-70	3/23/08
#23 Davidson	#6 Wisconsin	73-56	3/28/08
Col. of Charleston	#3 North Carolina	66-64	12/5/98

## NATIONAL/REGIONAL RECOGNITION

### CoSIDA Academic All-District

*District 3*  
Onno Steger, Sr., F, Western Carolina

*District 4*  
Djordje Dimitrijevic, Sr., G, Mercer  
Storm Murphy, Jr., G, Wofford

### Lou Henson Award preseason watch list

Jeromy Rodriguez, R-Sr., F, ETSU  
Jordan Lyons, Sr., G, Furman  
Isaiah Miller, Jr., G, UNCG

### Lou Henson Award midseason watch list

Jeromy Rodriguez, R-Sr., F, ETSU  
Jordan Lyons, Sr., G, Furman  
Isaiah Miller, Jr., G, UNCG  
Josh Sharkey, Sr., G, Samford  
Mason Faulkner, R-Jr., G, Western Carolina

### Lou Henson Award National Player of the Week

Mason Faulkner, R-Jr., G, WCU Nov. 25, 2019

### Lute Olson Award midseason watch list

Isaiah Miller, Jr., G, UNCG

### NABC Team of the Week

Mercer Feb. 4, 2020

### Senior CLASS Award candidate

Ethan Stair, R-Sr., G, Mercer

# SoCon RECORD BOOK

## INDIVIDUAL

### Coaching wins at a SoCon school

1.	447	Bob McKillip, DAV (1992-14)
2.	299	Mike Young, WOF (2002-19)
3.	243	Mack McCarthy, UTC (1985-97)
	243	Burton Shipley, MD (1923-47)
5.	230	Bill Reinhart, GW (1935-42; 1949-66)
6.	226	Eddie Cameron, Duke (1928-42)
	226	Bobby Cremins, APP (1975-81); CofC (2006-12)
8.	223	Lyles Alley, FUR (1945-49; 1950-66)
9.	213	Les Robinson, CIT (1974-85); ETSU (1985-90)
10.	205	Murray Greason, WF (1935-53)
11.	194	Norman Shepard, UNC (1923-24); DAV (1937-49)
12.	193	Larry Hunter, WCU (2005-18)
13.	187	Everett Case, NCSU (1946-53)
14.	176	Lefty Driesell, DAV (1960-69)
15.	168	Malcolm U. Pitt, RICH (1928-52)
<b>16.</b>	<b>164</b>	<b>Wes Miller, UNCG (2011-present)</b>
17.	148	Herman J. Stegeman, UGA (1921-31)
18.	147	Lester Hooker Jr., RICH (1952-63)
19.	146	Fred Schaus, WVU (1954-60)
20.	145	Steve Cottrell, WCU (1977-87)
	145	John Shulman, UTC (2004-13)
22.	142	Joe Williams, FUR (1970-78)
23.	141	Tom Scott, UNC (1946-52); DAV (1955-60)
24.	139	Ron Shumate, UTC (1972-79)
	139	Tom Apke, APP (1986-96)

### Coaching wins per season (min. two seasons)

	Avg.	Wins	Yrs.		
1.	26.7	187	7	Everett Case, NCSU	1946-53
2.	26.0	52	2	Ben Carnevale, UNC	1944-46
<b>3.</b>	<b>25.2</b>	<b>126</b>	<b>5</b>	<b>Steve Forbes, ETSU</b>	<b>2015-pr.</b>
4.	24.3	146	6	Fred Schaus, WVU	1954-60
<b>5.</b>	<b>24.0</b>	<b>72</b>	<b>3</b>	<b>Bob Richey, FUR</b>	<b>2017-pr.</b>
6.	23.8	95	4	John Kresse, CofC	1998-02

### 3-point field goals made

Game			
1.	15	Keith Veney, MAR vs. Morehead*	12/16/96
	15	Jordan Lyons, FUR vs. NGU*	11/15/18
3.	11	Elton Nesbitt, GSU vs. UTC	1/17/05
	11	Fletcher Magee, WOF at UTC	2/17/18
	11	Patrick Good, ETSU at WCU	1/26/19
6.	10	10 times. Last:	
		<b>Jordan Lyons, FUR at VMI</b>	<b>1/1/20</b>

### Career

1.	509	Fletcher Magee, WOF*	2015-19
2.	414	Stephen Curry, DAV	2006-09
3.	396	Andrew Goudelock, CofC	2007-11
	396	Francis Alonso, UNCG	2015-19
3.	358	Donald Sims, APP	2007-11
6.	324	Matt Frierson, CIT	2015-19
7.	312	Karl Cochran, WOF	2011-15
8.	299	Ian Chadwick, WOF	1997-01
9.	295	Zach Urbanus, CIT	2007-11
<b>10.</b>	<b>290</b>	<b>Nathan Hoover, WOF</b>	<b>2016-pr.</b>
<b>11.</b>	<b>285</b>	<b>Jordan Lyons, FUR</b>	<b>2016-pr.</b>

### Blocked shots

Career			
1.	349	Kyle Hines, UNCG	2004-08
2.	308	Rans Brempong, WCU	2001-05
3.	270	Justin Tuoyo, UTC	2014-17
4.	269	George Singleton, FUR	1981-84
5.	238	Jody Lumpkin, CofC	1998-01
6.	220	Jeremy Clayton, APP	2004-08
<b>7.</b>	<b>217</b>	<b>James Dickey, UNCG</b>	<b>2016-pr.</b>
8.	215	Kirill Misyuchenko, CIT	1995-98
9.	213	Lucas Troutman, Elon	2010-14
10.	202	Lewis Preston, VMI	1990-93

## Steals

Game			
1.	11	Ali Ton, DAV vs. Tufts	11/29/97
2.	10	Shawn Moore, MAR vs. ETSU	1/29/94
	10	Brandon Born, UTC vs. USC Aiken	11/26/94
	10	Jason Bell, VMI vs. Furman	2/10/98
	10	Zakee Wadood, ETSU vs. Clemson	12/15/03
6.	9	D.J. Thompson, APP vs. UNCG	2/22/07
	9	Stephen Curry, DAV vs. Guilford	11/14/08
<b>9</b>	<b>9</b>	<b>Isaiah Miller, UNCG vs. Mercer</b>	<b>1/1/20</b>
9.	8	21 times. Last:	
		<b>Tray Boyd III, ETSU vs. Mars Hill</b>	<b>12/19/19</b>

### Career

1.	334	Keith Jennings, ETSU	1988-91
2.	293	D.J. Thompson, APP	2003-06
3.	285	Brigham Waginger, WCU	2006-10
<b>4.</b>	<b>280</b>	<b>Josh Sharkey, SAM</b>	<b>2016-pr.</b>
5.	250	Derek Rucker, DAV	1985-88
6.	247	Tyson Patterson, APP	1996-00
7.	246	Zakee Wadood, ETSU	2001-02
8.	240	Jason Bell, VMI	1995-98
9.	236	Ricky Hickman, UNCG	2003-07
	236	Rodney Peel, APP	1988-92
<b>233</b>	<b>Isaiah Miller, UNCG</b>	<b>2017-pr.</b>	

### Assists

Career			
1.	983	Keith Jennings, ETSU	1988-91
<b>2.</b>	<b>741</b>	<b>Josh Sharkey, SAM</b>	<b>2016-pr.</b>
3.	701	Greg White, MAR	1978-81
4.	668	Guilherme Da Luz, FUR	2000-03
5.	663	Jason Richards, DAV	2004-08

\* NCAA record

# ACTIVE SoCon CAREER LEADERS

## Points scored

		(SoCon career rank)
1,571	Nathan Hoover, Wofford, Sr.	
1,553	Josh Sharkey, Samford, Sr.	
1,505	Jordan Lyons, Furman, Sr.	
1,377	Isaiah Miller, UNCG, Jr.	
1,150	Ethan Stair, Mercer, R-Sr.	

## Points scored per game (min. 800 points)

14.62	Carlos Dotson, Western Carolina, Sr.
13.63	Isaiah Miller, UNCG, Jr.
13.08	Brandon Austin, Samford, R-Sr.
12.91	Tray Boyd III, ETSU, Sr.
12.23	Josh Sharkey, Samford, Sr.

## Field-goal percentage (min. 240 made)

.622	Ramon Vila, Chattanooga, Jr.
.601	Carlos Dotson, Western Carolina, Sr.
.546	James Dickey, UNCG, Sr.
.522	Clay Mounce, Furman, Jr.
.501	Noah Gurley, Furman, So.

## 3-point field goals made

290	Nathan Hoover, Wofford, Sr.	(10)
286	Jordan Lyons, Furman, Sr.	(11)
210	Matt Halvorsen, Western Carolina, Jr.	
185	Onno Steger, Western Carolina, Sr.	
181	Kaiden Rice, The Citadel, Jr.	

## 3-point field-goal percentage (min. 120 made)

.427	Storm Murphy, Wofford, Jr.
.414	Brandon Austin, Samford, R-Sr.
.404	Ross Cummings, Mercer, Sr.
.390	Onno Steger, Western Carolina, Sr.
.377	Nathan Hoover, Wofford, Sr.

## Free-throw percentage (min. 110 made)

.888	Nathan Hoover, Wofford, Sr.
.857	Matt Halvorsen, Western Carolina, Jr.
.854	Myron Gordon, Samford, Sr.
.821	Djordje Dimitrijevic, Mercer, Sr.
.821	Daivien Williamson, ETSU, So.

## Rebounds

1,042	James Dickey, UNCG, Sr.
630	Ethan Stair, Mercer, R-Sr.
564	Carlos Dotson, Western Carolina, Sr.
540	Garrett Gilkeson, VMI, Sr.
507	Kaelon Harris, The Citadel, Jr.

## Rebounds per game (min. 280 rebounds)

9.78	Jeremy Rodriguez, ETSU, R-Sr.
9.72	Carlos Dotson, Western Carolina, Sr.
8.20	James Dickey, UNCG, Jr.
7.60	Robert Allen, Samford, So.
5.48	Ethan Stair, Mercer, R-Sr.

## Blocked shots

217	James Dickey, UNCG, Sr.	(7)
114	Kyrin Galloway, UNCG, Sr.	
70	Robert Allen, Samford, So.	
67	Bo Hodges, ETSU, Jr.	
65	Clay Mounce, Furman, Jr.	

## Steals

280	Josh Sharkey, Samford, Sr.	(4)
233	Isaiah Miller, UNCG, Jr.	
138	Garrett Gilkeson, VMI, Sr.	
120	Ethan Stair, Mercer, R-Sr.	
113	Jordan Lyons, Furman, Sr.	

## Assists

741	Josh Sharkey, Samford, Sr.	(2)
346	Storm Murphy, Wofford, Jr.	
252	Garrett Gilkeson, VMI, Sr.	
251	Alex Hunter, Furman, Jr.	
214	Isaiah Miller, UNCG, Jr.	

## Assists per game (min. 150 assists)

5.83	Josh Sharkey, Samford, Sr.
3.57	Storm Murphy, Wofford, Jr.
2.92	Isaiah Tisdale, ETSU, Sr.
2.76	Djordje Dimitrijevic, Mercer, Sr.
2.61	Alex Hunter, Furman, Jr.

# SPECIALTY STATS LEADERS

40-point games	Ovr.	SoCon
Jordan Lyons, FUR	1	1

30-point games	Ovr.	SoCon
Jordan Lyons, FUR	3	2
Josh Sharkey, SAM	2	2
Kaelon Harris, CIT	1	1
Kaiden Rice, CIT	1	1
Tray Boyd III, ETSU	1	1
Djordje Dimitrijevic, MER	1	1
Jeff Gary, MER	1	1
Isaiah Miller, UNCG	1	1
Greg Parham, VMI	1	1
Carlos Dotson, WCU	1	1
Mason Faulkner, WCU	1	1
Onno Steger, WCU	1	1
Nathan Hoover, WOF	1	1

20-point games	Ovr.	SoCon
Isaiah Miller, UNCG	12	8
Josh Sharkey, SAM	11	7
Mason Faulkner, WCU	11	6
Djordje Dimitrijevic, MER	10	8
Jordan Lyons, FUR	9	6
Matt Ryan, UTC	8	5
Carlos Dotson, WCU	8	8
Travis Eeve, VMI	7	3
Nathan Hoover, WOF	7	5
Brandon Austin, SAM	6	2
Kaelon Harris, CIT	5	3
Kaiden Rice, CIT	5	2
Tray Boyd III, ETSU	5	2
Noah Gurley, FUR	5	2
Ethan Stair, MER	5	1
Clay Mounce, FUR	4	2
Robert Allen, SAM	4	3
Fletcher Abee, CIT	3	2
Bo Hodges, ETSU	3	1
Mike Bothwell, FUR	3	1
Ramon Vila, UTC	3	3
Garrett Gilkeson, VMI	3	3
Onno Steger, WCU	3	3
Daivien Williamson, ETSU	2	1
Jeff Gary, MER	2	2
Kaleb Hunter, UNCG	2	1
Jalen Dupree, SAM	2	1
David Jean-Baptiste, UTC	2	1
Greg Parham, VMI	2	1
Matt Halvorsen, WCU	2	2
Chevez Goodwin, WOF	2	2
Storm Murphy, WOF	2	0
Hayden Brown, CIT	1	0
Rudy Fitzgibbons III, CIT	1	0
Patrick Good, ETSU	1	0
Jeromy Rodriguez, ETSU	1	1
Isaiah Tisdale, ETSU	1	1
Alex Hunter, FUR	1	1
James Glisson III, MER	1	1
Deandre Thomas, SAM	1	0
Maurice Commander, UTC	1	1
Kamdyn Curfman, VMI	1	0
Marcus Thomas, WCU	1	0
Isaiah Bigelow, WOF	1	0

20-rebound games	Ovr.	SoCon
Ethan Stair, MER	1	1
James Dickey, UNCG	1	1

15-rebound games	Ovr.	SoCon
Ethan Stair, MER	3	2
James Dickey, UNCG	2	2

Lucas N'Guessan, ETSU	1	1
Jeromy Rodriguez, ETSU	1	1
Tyler Creammer, VMI	1	0
Carlos Dotson, WCU	1	0

10-rebound games	Ovr.	SoCon
Carlos Dotson, WCU	19	15
James Dickey, UNCG	12	9
Ethan Stair, MER	11	4
Kaelon Harris, CIT	10	4
Robert Allen, SAM	7	5
Jalen Dupree, SAM	7	5
Jeromy Rodriguez, ETSU	5	1
Chevez Goodwin, WOF	5	4
Mason Faulkner, WCU	4	2
Clay Mounce, FUR	3	1
Maciej Bender, MER	3	2
Eddie Davis III, CIT	2	0
Lucas N'Guessan, ETSU	2	2
Noah Gurley, FUR	2	1
Jalen Slawson, FUR	2	1
Kaleb Hunter, UNCG	2	0
Rod Johnson, UTC	2	1
Tyler Creammer, VMI	2	2
Garrett Gilkeson, VMI	2	2
Jake Stephens, VMI	2	1
Brady Spence, CIT	1	0
Bo Hodges, ETSU	1	1
Vonnie Paterson, ETSU	1	0
Isaiah Tisdale, ETSU	1	1
Victor Bafutto, MER	1	0
Djordje Dimitrijevic, MER	1	0
Kamar Robertson, MER	1	1
Mohammed Abdulsala, UNCG	1	1
Kyrin Galloway, UNCG	1	1
Isaiah Miller, UNCG	1	1
Brandon Austin, SAM	1	0
Josh Sharkey, SAM	1	1
Matt Ryan, UTC	1	1
Ramon Vila, UTC	1	0
Sean Conway, VMI	1	1
Messiah Jones, WOF	1	1

15-assist games	Ovr.	SoCon
Josh Sharkey, SAM	2	0

10-assist games	Ovr.	SoCon
Josh Sharkey, SAM	5	1
Mason Faulkner, WCU	3	2
Djordje Dimitrijevic, MER	2	2
Tyson Batiste, CIT	1	0
Daivien Williamson, ETSU	1	1

5-block games	Ovr.	SoCon
Mohammed Abdulsala, UNCG	1	1
Robert Allen, SAM	1	1

Double-doubles	Ovr.	SoCon
Carlos Dotson, WCU	18	14
Ethan Stair, MER	11	4
Kaelon Harris, CIT	9	4
Robert Allen, SAM	7	5
James Dickey, UNCG	5	4
Jalen Dupree, SAM	5	3
Chevez Goodwin, WOF	5	4
Jeromy Rodriguez, ETSU	4	1
Josh Sharkey, SAM*	4	2
Mason Faulkner, WCU^+	6	4
Clay Mounce, FUR	3	1
Eddie Davis III, CIT	2	0

Lucas N'Guessan, ETSU	2	2
Noah Gurley, FUR	2	1
Maciej Bender, MER	2	1
Djordje Dimitrijevic, MER^	2	1
Kaleb Hunter, UNCG	2	0
Rod Johnson, UTC	2	1
Brady Spence, CIT	1	0
Bo Hodges, ETSU	1	1
Isaiah Tisdale, ETSU	1	1
Daivien Williamson, ETSU^	1	1
Jalen Slawson, FUR	1	1
Victor Bafutto, MER	1	0
Kamar Robertson, MER	1	1
Kyrin Galloway, UNCG	1	1
Isaiah Miller, UNCG	1	1
Matt Ryan, UTC	1	1
Sean Conway, VMI	1	1
Tyler Creammer, VMI	1	0
Garrett Gilkeson, VMI	1	1
Jake Stephens, VMI	1	1
Messiah Jones, WOF	1	1

20/15 games	Ovr.	SoCon
Jeromy Rodriguez, ETSU	1	1

20/10 games	Ovr.	SoCon
Carlos Dotson, WCU	8	8
Kaelon Harris, CIT	4	2
Ethan Stair, MER	2	0
Robert Allen, SAM	2	2
Josh Sharkey, SAM^	2	2
Jeromy Rodriguez, ETSU	1	1
Isaiah Tisdale, ETSU	1	1
Matt Ryan, UTC	1	1
Garrett Gilkeson, VMI	1	1
Mason Faulkner, WCU	1	1

30/10 games	Ovr.	SoCon
Kaelon Harris, CIT	1	1
Carlos Dotson, WCU	1	1

Triple-doubles	Ovr.	SoCon
Mason Faulkner, WCU	2	1

\* three are points/assists; ^ one is points/assists  
+ includes two triple-doubles

## 3-POINTER STREAKS

Seven SoCon student-athletes have streaks of at least 10 games with a made 3-pointer, led by Mercer's Djordje Dimitrijevic and his 27-game streak.

Consecutive games with a 3-pointer	Player, school	'19-20	'18-19	Total
27	Djordje Dimitrijevic, MER, Sr.	x		27
19	Matt Ryan, UTC, Gr.	x		19
16	Fletcher Abee, CIT, Fr.	x		16
16	Nathan Hoover, WOF, Sr.	x		16
14	Kamdyn Curfman, VMI, Fr.	x		14
6	Ross Cummings, MER, Sr.	7		13
12	Ethan Stair, MER, R-Sr.	x		12

**America East (1-0)**

12/18 UNCG 54, Vermont 53

**American Athletic (0-3)**

11/5 East Carolina 80, VMI 68  
 11/21 South Florida 69, Wofford 55  
 12/2 South Florida 65, Furman 55

**ASUN (7-1)**

11/11 Mercer 74, Kennesaw State 62  
 11/15 Mercer 84, FGCU 68  
 11/16 North Alabama 61, Samford 55  
 11/21 Western Carolina 96, Jacksonville 94 (2OT)  
 11/24 Western Carolina 70, Stetson 64  
 12/4 UNCG 72, Kennesaw State 54  
 (Fleming Gym; Greensboro, N.C.)  
 12/7 VMI 88, Stetson 61  
 12/22 Wofford 83, Kennesaw State 70

**Atlantic 10 (0-2)**

11/26 St. Bonaventure 56, Mercer 51  
 12/4 Duquesne 71, VMI 58

**Atlantic Coast (1-7)**

11/15 Florida State 79, Western Carolina 74  
 11/20 Florida State 89, Chattanooga 53  
 12/11 Virginia Tech 63, Chattanooga 58  
 12/15 NC State 80, UNCG 77  
 12/15 Wofford 68, #17 North Carolina 64  
 12/19 #4 Duke 86, Wofford 57  
 12/21 Virginia Tech 64, VMI 55  
 12/22 NC State 83, The Citadel 63

**Big 12 (0-2)**

11/8 #3 Kansas 74, UNCG 62  
 11/19 #4 Kansas 75, ETSU 63

**Big East (1-4)**

11/6 St. John's 109, Mercer 79  
 11/16 Butler 80, Wofford 61  
 11/30 UNCG 65, Georgetown 61  
 12/18 Xavier 74, Western Carolina 61  
 12/21 Georgetown 99, Samford 71

**Big Sky (1-2)**

11/15 Idaho 68, VMI 67  
 (Jonesboro, Ark.)  
 11/16 Montana State 67, UNCG 66  
 (Fleming Gym; Greensboro, N.C.)  
 11/24 ETSU 70, Southern Utah 58

**Big South (12-4)**

11/5 Furman 70, Gardner-Webb 63  
 11/9 UNC Asheville 91, The Citadel 76  
 11/9 Western Carolina 71, Gardner-Webb 59  
 11/9 Wofford 89, High Point 61  
 11/11 Presbyterian 80, VMI 77 (OT)  
 11/12 Furman 91, Charleston Southern 47  
 11/14 ETSU 61, Winthrop 58  
 11/16 Campbell 87, The Citadel 73  
 12/7 UNCG 60, Radford 58  
 12/7 Western Carolina 78, UNC Asheville 77  
 12/7 Wofford 81, Gardner-Webb 77  
 12/8 Furman 84, USC Upstate 72  
 12/14 Furman 80, Winthrop 73  
 (Bon Secours Wellness Arena; Greenville, S.C.)  
 12/19 The Citadel 102, Longwood 99 (3OT)  
 12/21 Chattanooga 68, UNC Asheville 64  
 12/29 USC Upstate 91, VMI 82

**Big Ten (0-1)**

11/20 Illinois 85, The Citadel 57

**Big West (1-1)**

11/17 VMI 89, UC Davis 84 (2OT)  
 (Jonesboro, Ark.)  
 12/15 Hawaii 94, Samford 73

**Colonial (2-1)**

11/12 William & Mary 80, Wofford 79  
 11/26 Furman 97, Elon 61  
 12/16 Mercer 72, UNCW 63

**Conference USA (0-2)**

11/30 Louisiana Tech 78, Samford 57  
 12/22 Florida Atlantic 65, Mercer 50

**Horizon (3-0)**

11/23 Mercer 72, UIC 68  
 12/21 ETSU 80, Cleveland State 55  
 12/21 UNCG 67, Northern Kentucky 50  
 (Fleming Gym; Greensboro, N.C.)

**Metro Atlantic Athletic (2-2)**

11/8 Marist 58, VMI 56  
 11/19 Samford 70, Manhattan 57  
 11/23 The Citadel 79, Marist 75  
 12/1 Canisius 76, Mercer 66  
 (Boca Raton, Fla.)

**Mid-Eastern Athletic (5-0)**

11/5 UNCG 83, North Carolina A&T 50  
 11/12 Western Carolina 90, North Carolina A&T 64  
 11/23 ETSU 98, Delaware State 66  
 11/26 Wofford 67, Maryland Eastern Shore 42  
 12/2 Wofford 77, North Carolina Central 59

**Missouri Valley (1-0)**

11/8 Furman 87, Loyola-Chicago 63

**Non-Division I (25-0)**

11/5 Wofford 86, Erskine 63  
 11/6 ETSU 79, Newberry 50  
 11/7 Samford 68, Kentucky Wesleyan 42  
 11/8 Mercer 84, Columbia International 76  
 11/11 UNCG 109, Averett 51  
 11/13 Samford 102, UVa-Wise 64  
 11/15 Furman 83, Southern Wesleyan 61  
 11/20 VMI 96, Christendom 20  
 11/22 Furman 90, Columbia International 45  
 11/26 The Citadel 90, Brevard 47  
 11/26 VMI 98, Goucher 32  
 11/27 Western Carolina 78, Bryan 54  
 12/3 Samford 97, Auburn-Montgomery 64  
 12/7 The Citadel 108, Carver 40  
 12/8 Chattanooga 99, Tennessee Wesleyan 51  
 12/10 The Citadel 129, Piedmont 83  
 12/11 Furman 90, North Greenville 65  
 12/11 VMI 78, Ferrum 60  
 12/13 Wofford 112, North Greenville 66  
 12/15 ETSU 97, Milligan 41  
 12/28 Western Carolina 108, Piedmont 47  
 12/28 Mercer 104, Milligan 52  
 12/28 UNCG 106, William Peace 34  
 12/29 Chattanooga 72, Cumberland 42  
 12/29 ETSU 117, Mars Hill 48

**Ohio Valley (6-3)**

11/5 Morehead State 90, Samford 86 (2OT)  
 11/5 Eastern Kentucky 79, Chattanooga 68  
 11/9 Chattanooga 59, Tennessee State 57  
 11/9 ETSU 92, UT Martin 75  
 11/11 Belmont 95, Samford 63  
 11/15 UNCG 64, Tennessee Tech 30  
 (Fleming Gym; Greensboro, N.C.)  
 11/19 The Citadel 74, Southeast Missouri 69  
 11/30 Chattanooga 63, Jacksonville State 60  
 (Niceville, Fla.)

America East.....	1-0
American Athletic.....	0-3
ASUN.....	7-1
Atlantic 10.....	0-2
Atlantic Coast.....	1-7
Big 12.....	0-2
Big East.....	1-4
Big Sky.....	1-2
Big South.....	12-4
Big Ten.....	0-1
Big West.....	1-1
Colonial.....	2-1
Conference USA.....	0-2
Horizon.....	3-0
Metro Atlantic Athletic.....	2-2
Mid-Eastern Athletic.....	5-0
Missouri Valley.....	1-0
Non-Division I.....	25-0
Ohio Valley.....	6-3
Patriot.....	0-1
Southeastern.....	1-7
Southland.....	1-0
Southwestern Athletic.....	1-0
Summit.....	0-2
Sun Belt.....	8-3
<b>Total.....</b>	<b>79-48</b>
Home.....	52-10
Away.....	23-35
Neutral.....	4-3
vs. Top 25.....	1-5

12/21 Western Carolina 89, Tennessee Tech 76

**Patriot (0-1)**

12/2 Holy Cross 81, Mercer 67  
 (Boca Raton, Fla.)

**Southeastern (1-7)**

11/5 Georgia 91, Western Carolina 72  
 11/12 Georgia 95, The Citadel 86  
 11/18 Missouri 75, Wofford 56  
 11/19 Alabama 81, Furman 73  
 11/25 #17 Tennessee 58, Chattanooga 46  
 12/5 #14 Auburn 81, Furman 78 (OT)  
 12/18 Alabama 105, Samford 87  
 (Legacy Arena; Birmingham, Ala.)  
 12/18 ETSU 74, LSU 63

**Southland (1-0)**

12/7 Samford 113, Houston Baptist 90

**Southwestern Athletic (1-0)**


11/29 Chattanooga 74, Alabama State 56  
 (Niceville, Fla.)

**Summit (0-2)**

11/27 South Dakota State 86, Samford 77  
 12/7 North Dakota State 78, ETSU 68

**Sun Belt (8-3)**

11/12 Chattanooga 74, Troy 68  
 11/14 Arkansas State 71, VMI 56  
 11/15 Chattanooga 90, South Alabama 72  
 11/18 UNCG 55, Appalachian State 41  
 11/19 Georgia Southern 98, Mercer 88  
 11/23 Samford 72, Troy 60  
 11/26 ETSU 78, Appalachian State 69  
 11/27 Furman 58, UT Arlington 57  
 (Elon, N.C.)  
 11/30 ETSU 67, Little Rock 63  
 12/7 Georgia State 73, Mercer 61  
 12/15 Chattanooga 84, Troy 80 (OT)



### The Citadel

(6-22, 0-17 SoCon)

N9	UNC ASHEVILLE (ESPN3)	L, 76-91
N12	at Georgia (SEC Network+)	L, 86-95
N16	CAMPBELL (ESPN3)	L, 73-87
N19	at Southeast Missouri (ESPN+)	W, 74-69
N20	at Illinois# (Big Ten Network)	L, 57-85
N23	at Marist (ESPN+)	W, 79-75
N26	BREVARD# (ESPN+)	W, 90-47
D4	*ETSU (ESPN+)	L, 84-96
D7	CARVER (ESPN3)	W, 108-40
D10	PIEDMONT (ESPN3)	W, 129-83
D19	at Longwood (ESPN+)	W, 102-99 (3OT)
D22	at NC State (ACC Network)	L, 63-83
J1	*at Samford (ESPN+)	L, 68-69
J4	*WESTERN CAROLINA (ESPN+)	L, 82-86
J11	*at Wofford (ESPN3)	L, 71-73
J15	*UNCG (ESPN+)	L, 69-79
J18	*at VMI (ESPN+)	L, 79-88
J22	*at Chattanooga (ESPN+)	L, 69-92
J25	*FURMAN (ESPN3)	L, 54-78
J29	*WOFFORD (ESPN+)	L, 56-79
F1	*at Mercer (Nexstar/ESPN3)	L, 71-76
F5	*at UNCG (ESPN3)	L, 68-88
F8	*VMI (ESPN+)	L, 64-75
F12	*at ETSU (ESPN+)	L, 67-91
F15	*SAMFORD (Nexstar/ESPN3)	L, 62-74
F19	*CHATTANOOGA (ESPN+)	L, 68-91
F22	*at Western Carolina (ESPN3)	L, 84-96
F26	*MERCER (ESPN+)	L, 57-73
F29	*at Furman (Nexstar/ESPN3)	4 p.m.
M6-9	at SoCon Championship (Asheville, N.C.)	

# - Illinois Classic (campus sites)



### ETSU

(26-4, 15-2 SoCon)

N6	NEWBERRY (ESPN+)	W, 79-50
N9	at UT Martin (ESPN+)	W, 92-75
N14	WINTHROP (ESPN+)	W, 61-58
N19	at No. 4 Kansas# (ESPN+)	L, 63-75
N23	DELAWARE STATE# (ESPN3)	W, 98-66
N24	SOUTHERN UTAH# (ESPN+)	W, 70-58
N26	APPALACHIAN STATE (ESPN+)	W, 78-69
N30	at Little Rock (ESPN+)	W, 67-63
D4	*at The Citadel (ESPN+)	W, 96-84
D7	at North Dakota State (ESPN+)	L, 68-78
D15	MILLIGAN (ESPN3)	W, 97-41
D18	at LSU (SEC Network)	W, 74-63
D21	CLEVELAND STATE (ESPN3)	W, 80-55
D29	MARS HILL (ESPN3)	W, 117-48
J1	*WOFFORD (ESPN+)	W, 49-48
J4	*at Furman (ESPN3)	L, 56-65
J8	*at UNCG (ESPN+)	W, 64-57
J11	*VMI (Nexstar/ESPN3)	W, 61-55
J15	*SAMFORD (ESPN+)	W, 88-63
J18	*at Western Carolina (Nexstar/ESPN+)	W, 85-66
J25	*CHATTANOOGA (ESPN+)	W, 75-64
J29	*MERCER (ESPN+)	L, 55-71
F1	*UNCG (ESPN+)	W, 82-65
F5	*at Chattanooga (ESPN+)	W, 80-64
F8	*at Mercer (ESPN+)	W, 73-60
F12	*THE CITADEL (ESPN+)	W, 91-67
F15	*at VMI (ESPN3)	W, 72-67
F19	*FURMAN (ESPN+)	W, 75-66
F22	*at Samford (ESPN3)	W, 80-74
F26	*at Wofford (ESPN+)	W, 60-54
F29	*WESTERN CAROLINA (ESPN3)	4 p.m.
M6-9	at SoCon Championship (Asheville, N.C.)	

# - Maui Jim Maui Invitational (campus sites)



### Furman

(24-6, 14-3 SoCon)

N5	at Gardner-Webb (ESPN+)	W, 70-63
N8	LOYOLA CHICAGO (ESPN3)	W, 87-63
N12	at Charleston Southern (ESPN+)	W, 91-47
N15	SOUTHERN WESLEYAN# (ESPN3)	W, 83-61
N19	at Alabama# (SEC Network+)	L, 73-81
N22	COLUMBIA INTERNATIONAL (ESPN3)	W, 90-45
N26	at Elon# (FloHoops)	W, 97-61
N27	vs. UT Arlington^	W, 58-57
D2	at South Florida (ESPN3)	L, 55-65
D5	at No. 14 Auburn (SEC Network)	L, 78-81 (OT)
D8	USC UPSTATE (ESPN+)	W, 84-72
D11	NORTH GREENVILLE (ESPN3)	W, 90-65
D14	WINTHROP& (ESPN+)	W, 80-73
D20	*at Mercer (ESPN3)	W, 64-62
J1	*at VMI (ESPN+)	W, 89-73
J4	*ETSU (ESPN3)	W, 65-56
J8	*at Chattanooga (ESPN+)	W, 73-66
J11	*UNCG& (ESPN3)	L, 73-86
J15	*WESTERN CAROLINA (ESPN+)	W, 83-79
J17	*at Wofford (ESPN+)	L, 52-66
J22	*SAMFORD (ESPN+)	W, 101-78
J25	*at The Citadel (ESPN3)	W, 78-54
J29	*VMI (ESPN+)	W, 74-72 (OT)
F5	*MERCER (ESPN+)	W, 79-57
F8	*at Western Carolina (ESPN+)	W, 82-73
F12	*at Samford (ESPN+)	W, 86-71
F15	*CHATTANOOGA (ESPN3)	W, 58-53
F19	*at ETSU (ESPN+)	L, 66-75
F22	*WOFFORD& (Nexstar/ESPN3)	W, 67-66
F26	*at UNCG (ESPN+)	W, 81-67
F29	*THE CITADEL (Nexstar/ESPN3)	4 p.m.
M6-9	at SoCon Championship (Asheville, N.C.)	

# - Bad Boy Mowers Battle 4 Atlantis (campus sites)  
 ^ - Bad Boy Mowers Battle 4 Atlantis (Elon, N.C.)  
 & - Bon Secours Wellness Arena (Greenville, S.C.)




### Mercer

(16-14, 10-7 SoCon)

N6	at St. John's (FS1)	L, 79-109
N8	COLUMBIA INTERNATIONAL (ESPN3)	W, 84-76
N11	KENNESAW STATE (ESPN+)	W, 74-62
N15	FGCU (ESPN3)	W, 84-68
N19	at Georgia Southern (ESPN+)	L, 88-98
N23	at UIC# (ESPN+)	W, 72-68
N26	at St. Bonaventure# (ESPN+)	L, 51-56
D1	vs. Canisius^ (CUSA.TV)	L, 66-76
D2	vs. Holy Cross^ (CUSA.TV)	L, 67-81
D7	GEORGIA STATE (ESPN+)	L, 61-73
D16	at UNCW (FloHoops)	W, 72-63
D20	*FURMAN (ESPN3)	L, 62-64
D22	FLORIDA ATLANTIC (ESPN+)	L, 50-65
D28	MILLIGAN (ESPN3)	W, 104-52
J1	*at UNCG (ESPN+)	L, 63-72
J4	*CHATTANOOGA (ESPN3)	L, 61-70
J11	*at Western Carolina (ESPN+)	L, 71-79
J15	*VMI (ESPN+)	W, 73-62
J18	*at Samford (ESPN3)	W, 90-75
J22	*WESTERN CAROLINA (ESPN+)	W, 83-79
J25	*at VMI (Nexstar/ESPN3)	W, 69-66
J29	*at ETSU (ESPN+)	W, 71-55
F1	*THE CITADEL (Nexstar/ESPN3)	W, 76-71
F5	*at Furman (ESPN+)	L, 57-79
F8	*ETSU (ESPN+)	L, 60-73
F12	*at Wofford (ESPN+)	W, 70-68
F15	*UNCG (ESPN3)	L, 55-67
F19	*SAMFORD (ESPN+)	W, 106-66
F22	*at Chattanooga (ESPN3)	W, 85-80
F26	*at The Citadel (ESPN+)	W, 73-57
F29	*WOFFORD (ESPN+)	4:30 p.m.
M6-9	at SoCon Championship (Asheville, N.C.)	

# - Boca Raton Beach Classic (campus sites)  
 ^ - Boca Raton Beach Classic (Boca Raton, Fla.)




### UNC Greensboro

(23-7, 13-4 SoCon)

N5	North Carolina A&T (ESPN3)	W, 83-50
N8	at No. 3 Kansas (ESPN3)	L, 62-74
N11	AVERETT# (ESPN+)	W, 109-51
N15	TENNESSEE TECH#^ (ESPN3)	W, 64-30
N16	MONTANA STATE#^ (ESPN3)	L, 66-67
N18	APPALACHIAN STATE# (ESPN+)	W, 55-41
N24	*VMI (ESPN+)	W, 74-63
N30	at Georgetown (FS2)	W, 65-61
D4	KENNESAW STATE^ (ESPN+)	W, 72-54
D7	at Radford (ESPN+)	W, 60-58
D15	NC STATE (ESPN+)	L, 77-80
D18	at Vermont (ESPN+)	W, 54-53
D21	NORTHERN KENTUCKY^ (ESPN+)	W, 67-50
D28	WILLIAM PEACE (ESPN3)	W, 106-34
J1	*MERCER (ESPN+)	W, 72-63
J4	*at Wofford (Nexstar/ESPN+)	L, 92-98 (2OT)
J8	*ETSU (ESPN+)	L, 57-64
J11	*at Furman& (ESPN3)	W, 86-73
J15	*at The Citadel (ESPN+)	W, 79-69
J18	*CHATTANOOGA (ESPN+)	W, 72-52
J25	*at Samford (ESPN3)	W, 70-63
J29	*at Western Carolina (ESPN+)	W, 72-58
F1	*at ETSU (ESPN+)	L, 65-82
F5	*THE CITADEL (ESPN3)	W, 88-68
F9	*SAMFORD (ESPN+)	W, 95-67
F12	*WESTERN CAROLINA (ESPN+)	W, 82-62
F15	*at Mercer (ESPN3)	W, 67-55
F19	*WOFFORD (ESPN+)	W, 83-79 (OT)
F22	*at VMI (ESPN3)	W, 71-68
F26	*FURMAN (ESPN+)	L, 67-81
F29	*at Chattanooga (ESPN+)	4:30 p.m.
M6-9	at SoCon Championship (Asheville, N.C.)	

# - Spartan Invitational  
 ^ - Fleming Gymnasium (Greensboro, N.C.)  
 & - Bon Secours Wellness Arena (Greenville, S.C.)




### Samford

(9-22, 3-14 SoCon)

N5	at Morehead State (ESPN+)	L, 86-90 (2OT)
N7	KENTUCKY WESLEYAN (ESPN+)	W, 68-42
N11	at Belmont (ESPN+)	L, 63-95
N13	UVA-WISE (ESPN3)	W, 102-64
N16	at North Alabama (ESPN+)	L, 55-61
N19	MANHATTAN (ESPN+)	W, 70-57
N23	TROY (ESPN3)	W, 72-60
N27	at South Dakota State (ESPN3)	L, 77-86
N30	at Louisiana Tech (CUSA.TV)	L, 57-78
D3	AUBURN-MONTGOMERY (ESPN3)	W, 97-64
D7	at Houston Baptist	W, 113-90
D15	at Hawaii (Spectrum Sports)	L, 73-94
D18	ALABAMA# (ESPN+)	L, 87-105
D21	at Georgetown (FS1)	L, 71-99
J1	*THE CITADEL (ESPN+)	W, 69-68
J4	*at VMI (ESPN+)	W, 78-75
J8	*WOFFORD (ESPN+)	L, 62-67
J11	*at Chattanooga (ESPN3)	L, 67-105
J15	*at ETSU (ESPN+)	L, 63-88
J18	*MERCER (ESPN3)	L, 75-90
J22	*at Furman (ESPN+)	L, 78-101
J25	*UNCG (ESPN3)	L, 63-70
J29	*CHATTANOOGA (ESPN+)	L, 84-92
F1	*at Wofford (ESPN3)	L, 56-80
F5	*WESTERN CAROLINA (ESPN3)	L, 70-78
F9	*at UNCG (ESPN+)	L, 67-95
F12	*FURMAN (ESPN+)	L, 71-86
F15	*at The Citadel (Nexstar/ESPN3)	W, 74-62
F19	*at Mercer (ESPN+)	L, 66-106
F22	*ETSU (ESPN3)	L, 74-80
F26	*at Western Carolina (ESPN+)	L, 78-109
F29	*VMI (ESPN3)	5 p.m.
M6-9	at SoCon Championship (Asheville, N.C.)	

# - Legacy Arena at Birmingham-Jefferson Convention Complex (Birmingham, Ala.)






**Chattanooga**  
(18-12, 9-8 SoCon)

N5	at Eastern Kentucky (ESPN+)	L, 68-79
N9	TENNESSEE STATE (SDN)	W, 59-57
N12	at Troy (ESPN+)	W, 74-68
N15	SOUTH ALABAMA (SDN)	W, 90-72
N20	at Florida State# (Fox Sports South/ACCNE)	L, 53-89
N25	at No. 17 Tennessee# (SEC Network)	L, 46-58
N29	vs. Alabama State^ (EmeraldCoast.TV)	W, 74-56
N30	vs. Jacksonville State^ (EmeraldCoast.TV)	W, 63-60
D3	*at Western Carolina (ESPN3)	L, 77-87
D8	TENNESSEE WESLEYAN (ESPN3)	W, 99-51
D11	at Virginia Tech (ACC Network)	L, 58-63
D15	TROY (ESPN+)	W, 84-80 (OT)
D21	at UNC Asheville (ESPN+)	W, 68-64
D29	CUMBERLAND (ESPN3)	W, 72-42
J4	*at Mercer (ESPN3)	W, 70-61
J8	*FURMAN (ESPN+)	L, 66-73
J11	*SAMFORD (ESPN3)	W, 105-67
J15	*WOFFORD (ESPN+)	W, 72-59
J18	*at UNCG (ESPN+)	L, 52-72
J22	*THE CITADEL (ESPN+)	W, 92-69
J25	*at ETSU (ESPN+)	L, 64-75
J29	*at Samford (ESPN+)	W, 92-84
F1	*WESTERN CAROLINA (ESPN3)	L, 61-64
F5	*ETSU (ESPN+)	L, 64-80
F8	*at Wofford (Nexstar/ESPN+)	W, 84-77
F12	*VMI (ESPN+)	W, 86-67
F15	*at Furman (ESPN3)	W, 83-58
F19	*at The Citadel (ESPN+)	W, 91-68
F22	*MERCER (ESPN3)	L, 80-85
F26	*at VMI (ESPN+)	W, 71-64
F29	*UNCG (ESPN+)	4:30 p.m.
M6-9	at SoCon Championship (Asheville, N.C.)	


# - Emerald Coast Classic (campus sites)  
^ - Emerald Coast Classic (Niceville, Fla.)



**VMI**  
(8-22, 3-14 SoCon)


N5	at East Carolina (ESPN3)	L, 68-80
N8	MARIST (ESPN3)	L, 56-58
N11	PRESBYTERIAN (ESPN+)	L, 77-80 (OT)
N14	at Arkansas State# (ESPN+)	L, 56-71
N15	vs. Idaho^	L, 67-68
N17	vs. UC Davis^	W, 89-84 (2OT)
N20	CHRISTENDOM# (ESPN3)	W, 96-20
N24	*at UNCG (ESPN+)	L, 63-74
N26	GOUCHER (ESPN3)	W, 98-32
D4	at Duquesne (ESPN+)	L, 58-71
D7	STETSON (ESPN+)	W, 88-61
D11	FERRUM (ESPN3)	W, 78-60
D21	at Virginia Tech (ACC Network)	L, 55-64
D29	at USC Upstate (ESPN+)	L, 82-91
J1	*FURMAN (ESPN+)	L, 73-89
J4	*SAMFORD (ESPN+)	L, 75-78
J8	*WESTERN CAROLINA (ESPN3)	L, 85-97
J11	*at ETSU (Nexstar/ESPN3)	L, 55-61
J15	*at Mercer (ESPN+)	L, 62-73
J18	*THE CITADEL (ESPN+)	W, 88-79
J22	*at Wofford (ESPN+)	L, 54-66
J25	*MERCER (Nexstar/ESPN3)	L, 66-69
J29	*at Furman (ESPN+)	L, 72-74 (OT)
F5	*WOFFORD (ESPN+)	L, 73-79
F8	*at The Citadel (ESPN+)	W, 75-64
F12	*at Chattanooga (ESPN+)	L, 67-86
F15	*ETSU (ESPN3)	L, 67-72
F19	*at Western Carolina (ESPN+)	W, 74-71
F22	*UNCG (ESPN3)	L, 68-71
F26	*CHATTANOOGA (ESPN+)	L, 64-71
F29	*at Samford (ESPN3)	5 p.m.
M6-9	at SoCon Championship (Asheville, N.C.)	

# - Red Wolves Classic (campus sites)  
^ - Red Wolves Classic (Jonesboro, Ark.)



**Western Carolina**  
(18-10, 10-7 SoCon)

N5	at Georgia (SEC Network+)	L, 72-91
N9	GARDNER-WEBB (ESPN3)	W, 71-59
N12	NORTH CAROLINA A&T (ESPN+)	W, 90-64
N15	at Florida State (Fox Sports South/ACCNE)	L, 74-79
N21	at Jacksonville (ESPN+)	W, 96-94 (2OT)
N24	at Stetson (ESPN+)	W, 70-64
N27	BRYAN (SDN)	W, 78-54
D3	*CHATTANOOGA (ESPN3)	W, 87-77
D7	UNC ASHEVILLE (Nexstar/ESPN3)	W, 78-77
D18	at Xavier (FS1)	L, 61-74
D21	at Tennessee Tech (ESPN+)	W, 89-76
D28	PIEDMONT (SDN)	W, 108-47
J4	*at The Citadel (ESPN+)	W, 86-82
J8	*at VMI (ESPN3)	W, 97-85
J11	*MERCER (ESPN+)	W, 79-71
J15	*at Furman (ESPN+)	L, 79-83
J18	*ETSU (Nexstar/ESPN+)	L, 66-85
J22	*at Mercer (ESPN+)	L, 79-83
J25	*WOFFORD (ESPN3)	W, 81-72
J29	*UNCG (ESPN+)	L, 58-72
F1	*at Chattanooga (ESPN3)	W, 64-61
F5	*at Samford (ESPN3)	W, 78-70
F8	*FURMAN (ESPN+)	L, 73-82
F12	*at UNCG (ESPN+)	L, 62-82
F15	*at Wofford (ESPN+)	W, 80-74
F19	*VMI (ESPN+)	L, 71-74
F22	*THE CITADEL (ESPN3)	W, 96-84
F26	*SAMFORD (ESPN+)	W, 109-78
F29	*at ETSU (ESPN3)	4 p.m.
M6-9	at SoCon Championship (Asheville, N.C.)	



**Wofford**  
(16-14, 8-9 SoCon)

N5	ERSKINE (ESPN3)	W, 86-63
N9	HIGH POINT (SDN)	W, 89-61
N12	WILLIAM & MARY (ESPN+)	L, 79-80
N16	at Butler# (FS2)	L, 61-80
N18	at Missouri# (SEC Network+)	L, 56-75
N21	at South Florida (ESPN3)	L, 55-69
N26	at Maryland Eastern Shore#	W, 67-42
D2	NORTH CAROLINA CENTRAL (ESPN+)	W, 77-59
D7	GARDNER-WEBB (ESPN3)	W, 81-77
D13	NORTH GREENVILLE (ESPN3)	W, 112-66
D15	at No. 17 North Carolina (ACC Network)	W, 68-64
D19	at No. 4 Duke (ESPN2)	L, 57-86
D22	at Kennesaw State (ESPN+)	W, 83-70
J1	*at ETSU (ESPN+)	L, 48-49
J4	*UNCG (Nexstar/ESPN+)	W, 98-92 (2OT)
J8	*at Samford (ESPN+)	W, 67-762
J11	*THE CITADEL (ESPN3)	W, 73-71
J15	*at Chattanooga (ESPN+)	L, 59-72
J17	*FURMAN (ESPN+)	W, 66-52
J22	*VMI (ESPN+)	W, 66-54
J25	*at Western Carolina (ESPN3)	L, 72-81
J29	*at The Citadel (ESPN+)	W, 79-56
F1	*SAMFORD (ESPN3)	W, 80-56
F5	*at VMI (ESPN+)	W, 79-73
F8	*CHATTANOOGA (Nexstar/ESPN+)	L, 77-84
F12	*MERCER (ESPN+)	L, 68-70
F15	*WESTERN CAROLINA (ESPN+)	L, 74-80
F19	*at UNCG (ESPN+)	L, 79-83 (OT)
F22	*at Furman& (Nexstar/ESPN3)	L, 66-67
F26	*ETSU (ESPN+)	L, 54-60
F29	*at Mercer (ESPN+)	4:30 p.m.
M6-9	at SoCon Championship (Asheville, N.C.)	

# - Hall of Fame Classic (campus sites)  
& - Bon Secours Wellness Arena (Greenville, S.C.)

**Southern Conference men's basketball media relations information**

<p><b>The Citadel (CitadelSports.com)</b> Milledge Austin (maustin7@citadel.edu) Office: 843-953-6567</p> <p><b>ETSU (ETSUBucs.com)</b> Kevin Brown (brownk@etsu.edu) Office: 423-439-5263</p> <p><b>Furman (FurmanPaladins.com)</b> Jordan Caskey (jordan.caskey@furman.edu) Office: 864-294-3065</p> <p><b>Mercer (MercerBears.com)</b> Travis Rae (rae_tj@mercer.edu) Office: 478-301-5219</p> <p><b>UNCG (UNCGSpartans.com)</b> Mark Pinkerton (mdpinker@uncg.edu) Office: 757-812-1926</p> <p><b>Samford (SamfordSports.com)</b> Joey Mullins (jimmulli1@samford.edu) Office: 205-726-2799</p>	<p><b>Chattanooga (GoMocs.com)</b> Jim Horten (jameshorten@utc.edu) Office: 423-425-2350</p> <p><b>VMI (VMIKeydets.com)</b> Wade Branner (brannerwh@vmi.edu) Office: 540-464-7515</p> <p><b>Western Carolina (CatamountSports.com)</b> Steven Grandy (sgrandy@email.wcu.edu) Office: 828-227-2655</p> <p><b>Wofford (WoffordTerriers.com)</b> Phil Marcello (marcellopr@wofford.edu) Office: 864-597-4092</p> <p><b>Southern Conference (SoConSports.com)</b> Phil Perry (pperry@socon.org) Office: 864-591-5100 // Cell: 864-525-5174</p>
---	--

2019-20 Southern Conference  
CONFERENCE BASKETBALL STATISTICS  
Through games of Feb 28, 2020 (All games)

SCORING OFFENSE	G	W-L	Pts	Avg/G
1. Western Carolina	28	18-10	2232	79.7
2. Furman	30	24-6	2307	76.9
3. ETSU	30	26-4	2286	76.2
4. The Citadel	28	6-22	2110	75.4
5. UNC Greensboro	30	23-7	2232	74.4
6. Samford	31	9-22	2286	73.7
7. Chattanooga	30	18-12	2188	72.9
8. Mercer	30	16-14	2179	72.6
9. Wofford	30	16-14	2176	72.5
10. VMI	30	8-22	2149	71.6

SCORING DEFENSE	G	Pts	Avg/G
1. UNC Greensboro	30	1868	62.3
2. ETSU	30	1889	63.0
3. Furman	30	1988	66.3
4. Chattanooga	30	2049	68.3
5. Wofford	30	2054	68.5
6. VMI	30	2114	70.5
7. Mercer	30	2130	71.0
8. Western Carolina	28	2096	74.9
9. The Citadel	28	2258	80.6
10. Samford	31	2537	81.8

SCORING MARGIN	G	Offense	Defense	Margin
1. ETSU	30	76.2	63.0	+13.2
2. UNC Greensboro	30	74.4	62.3	+12.1
3. Furman	30	76.9	66.3	+10.6
4. Western Carolina	28	79.7	74.9	+4.9
5. Chattanooga	30	72.9	68.3	+4.6
6. Wofford	30	72.5	68.5	+4.1
7. Mercer	30	72.6	71.0	+1.6
8. VMI	30	71.6	70.5	+1.2
9. The Citadel	28	75.4	80.6	-5.3
10. Samford	31	73.7	81.8	-8.1

FREE THROW PCT	G	FTM	FTA	Pct.
1. Samford	31	461	625	.738
2. Mercer	30	340	468	.726
3. Wofford	30	322	449	.717
4. Western Carolina	28	410	573	.716
5. Chattanooga	30	360	505	.713
6. VMI	30	297	420	.707
7. Furman	30	367	526	.698
8. The Citadel	28	359	522	.688
9. ETSU	30	435	634	.686
10. UNC Greensboro	30	320	502	.637

FIELD GOAL PERCENTAGE	G	FGM	FGA	Pct.
1. Furman	30	828	1736	.477
2. ETSU	30	812	1716	.473
3. Western Carolina	28	771	1655	.466
4. Wofford	30	784	1710	.458
5. Mercer	30	804	1777	.452
6. Chattanooga	30	785	1744	.450
7. Samford	31	809	1859	.435
8. The Citadel	28	743	1713	.434
9. UNC Greensboro	30	826	1910	.432
10. VMI	30	767	1796	.427

FIELD GOAL PCT DEFENSE	G	FGM	FGA	Pct.
1. UNC Greensboro	30	642	1546	.415
2. ETSU	30	677	1596	.424
3. Mercer	30	754	1750	.431
4. Western Carolina	28	748	1729	.433
5. VMI	30	722	1664	.434
6. Furman	30	737	1694	.435
7. Wofford	30	727	1654	.440
8. Chattanooga	30	767	1718	.446
9. The Citadel	28	821	1820	.451
10. Samford	31	936	2045	.458

3-POINT FG PCT	G	3FGM	3FGA	Pct.
1. Western Carolina	28	280	752	.372
2. Mercer	30	231	649	.356
3. Furman	30	284	799	.355
4. Chattanooga	30	258	734	.351
5. VMI	30	318	909	.350
6. Wofford	30	286	829	.345
7. ETSU	30	227	662	.343
8. Samford	31	207	609	.340
9. The Citadel	28	265	808	.328
10. UNC Greensboro	30	260	814	.319

3-POINT FG PCT DEFENSE	G	3FGM	3FGA	Pct.
1. ETSU	30	179	598	.299
2. Chattanooga	30	188	626	.300
3. Furman	30	215	701	.307
4. Western Carolina	28	219	714	.307
5. Mercer	30	222	695	.319
6. Wofford	30	231	710	.325
7. VMI	30	219	669	.327
8. The Citadel	28	260	776	.335
9. UNC Greensboro	30	212	632	.335
10. Samford	31	326	913	.357

REBOUNDING OFFENSE	G	Rebounds	Avg/G
1. Western Carolina	28	1074	38.4
2. UNC Greensboro	30	1114	37.1
3. Mercer	30	1104	36.8
4. Samford	31	1127	36.4
5. ETSU	30	1078	35.9
6. VMI	30	1062	35.4
Chattanooga	30	1062	35.4
8. The Citadel	28	966	34.5
9. Furman	30	950	31.7
10. Wofford	30	933	31.1

REBOUNDING DEFENSE	G	Rebounds	Avg/G
1. ETSU	30	923	30.8
2. Wofford	30	946	31.5
3. Mercer	30	976	32.5
4. Chattanooga	30	990	33.0
5. Western Carolina	28	931	33.2
6. UNC Greensboro	30	1026	34.2
7. Furman	30	1032	34.4
8. VMI	30	1076	35.9
9. The Citadel	28	1079	38.5
10. Samford	31	1205	38.9

2019-20 Southern Conference  
CONFERENCE BASKETBALL STATISTICS  
Through games of Feb 28, 2020 (All games)

REBOUNDING MARGIN	G	Team	Avg.	Opp.	Avg.	Margin
1.	ETSU	30	1078	35.9	923	30.8 +5.2
2.	Western Carolina	28	1074	38.4	931	33.2 +5.1
3.	Mercer	30	1104	36.8	976	32.5 +4.3
4.	UNC Greensboro	30	1114	37.1	1026	34.2 +2.9
5.	Chattanooga	30	1062	35.4	990	33.0 +2.4
6.	Wofford	30	933	31.1	946	31.5 -0.4
7.	VMI	30	1062	35.4	1076	35.9 -0.5
8.	Samford	31	1127	36.4	1205	38.9 -2.5
9.	Furman	30	950	31.7	1032	34.4 -2.7
10.	The Citadel	28	966	34.5	1079	38.5 -4.0

BLOCKED SHOTS	G	No.	Avg/G
1.	UNC Greensboro	30	129 4.3
2.	ETSU	30	110 3.7
3.	Samford	31	105 3.4
4.	The Citadel	28	80 2.9
5.	Furman	30	82 2.7
6.	Mercer	30	80 2.7
7.	Wofford	30	79 2.6
8.	VMI	30	73 2.4
9.	Western Carolina	28	49 1.8
10.	Chattanooga	30	42 1.4

ASSISTS	G	No.	Avg/G
1.	VMI	30	477 15.9
2.	Furman	30	449 15.0
3.	Western Carolina	28	417 14.9
4.	The Citadel	28	412 14.7
5.	Mercer	30	436 14.5
6.	Chattanooga	30	423 14.1
7.	ETSU	30	418 13.9
8.	Wofford	30	405 13.5
9.	UNC Greensboro	30	383 12.8
10.	Samford	31	364 11.7

STEALS	G	No.	Avg/G
1.	UNC Greensboro	30	284 9.5
2.	ETSU	30	255 8.5
3.	Furman	30	244 8.1
4.	Samford	31	213 6.9
5.	The Citadel	28	191 6.8
6.	VMI	30	201 6.7
7.	Mercer	30	197 6.6
8.	Wofford	30	174 5.8
9.	Western Carolina	28	148 5.3
10.	Chattanooga	30	143 4.8

TURNOVER MARGIN	G	Team	Avg.	Opp.	Avg.	Margin
1.	UNC Greensboro	30	349	11.6	551	18.4 +6.7
2.	Furman	30	347	11.6	482	16.1 +4.5
3.	ETSU	30	360	12.0	470	15.7 +3.7
4.	Wofford	30	360	12.0	387	12.9 +0.9
5.	VMI	30	372	12.4	395	13.2 +0.8
6.	Chattanooga	30	359	12.0	359	12.0 +0.0
7.	The Citadel	28	430	15.4	395	14.1 -1.2
8.	Western Carolina	28	398	14.2	348	12.4 -1.8
9.	Samford	31	497	16.0	440	14.2 -1.8
10.	Mercer	30	437	14.6	381	12.7 -1.9

ASSIST/TURNOVER RATIO	G	Ast.	Avg.	T/O	Avg.	Ratio
1.	Furman	30	449	15.0	347	11.6 1.3
2.	VMI	30	477	15.9	372	12.4 1.3
3.	Chattanooga	30	423	14.1	359	12.0 1.2
4.	ETSU	30	418	13.9	360	12.0 1.2
5.	Wofford	30	405	13.5	360	12.0 1.1
6.	UNC Greensboro	30	383	12.8	349	11.6 1.1
7.	Western Carolina	28	417	14.9	398	14.2 1.0
8.	Mercer	30	436	14.5	437	14.6 1.0
9.	The Citadel	28	412	14.7	430	15.4 1.0
10.	Samford	31	364	11.7	497	16.0 0.7

OFFENSIVE REBOUNDS	G	No.	Avg/G
1.	UNC Greensboro	30	388 12.9
2.	ETSU	30	338 11.3
3.	Samford	31	326 10.5
4.	Mercer	30	312 10.4
5.	VMI	30	308 10.3
6.	Western Carolina	28	285 10.2
7.	Chattanooga	30	279 9.3
8.	The Citadel	28	236 8.4
9.	Wofford	30	238 7.9
10.	Furman	30	234 7.8

DEFENSIVE REBOUNDS	G	No.	Avg/G
1.	Western Carolina	28	789 28.2
2.	Mercer	30	792 26.4
3.	Chattanooga	30	783 26.1
4.	The Citadel	28	730 26.1
5.	Samford	31	801 25.8
6.	VMI	30	754 25.1
7.	ETSU	30	740 24.7
8.	UNC Greensboro	30	726 24.2
9.	Furman	30	716 23.9
10.	Wofford	30	695 23.2

DEFENSIVE REB PCT.	G	D-Reb	Opp. OR	D-Reb%
1.	Chattanooga	30	783	236 .768
2.	Western Carolina	28	789	257 .754
3.	ETSU	30	740	257 .742
4.	Wofford	30	695	242 .742
5.	Mercer	30	792	289 .733
6.	UNC Greensboro	30	726	265 .733
7.	VMI	30	754	292 .721
8.	Furman	30	716	287 .714
9.	The Citadel	28	730	299 .709
10.	Samford	31	801	391 .672

OFFENSIVE REB PCT.	G	O-Reb	Opp. DR	O-Reb%
1.	UNC Greensboro	30	388	761 .338
2.	ETSU	30	338	666 .337
3.	Mercer	30	312	687 .312
4.	Western Carolina	28	285	674 .297
5.	Samford	31	326	814 .286
6.	VMI	30	308	784 .282
7.	Chattanooga	30	279	754 .270
8.	Wofford	30	238	704 .253
9.	Furman	30	234	745 .239
10.	The Citadel	28	236	780 .232

2019-20 Southern Conference  
CONFERENCE BASKETBALL STATISTICS  
Through games of Feb 28, 2020 (All games)

3-POINT FG MADE	G	No.	Avg/G
1. VMI	30	318	10.6
2. Western Carolina	28	280	10.0
3. Wofford	30	286	9.5
4. Furman	30	284	9.5
5. The Citadel	28	265	9.5
6. UNC Greensboro	30	260	8.7
7. Chattanooga	30	258	8.6
8. Mercer	30	231	7.7
9. ETSU	30	227	7.6
10. Samford	31	207	6.7

2019-20 Southern Conference  
CONFERENCE BASKETBALL STATISTICS  
Through games of Feb 28, 2020 (All games)

Team	Conference	Pct.	PF	PA	Overall	Pct.	PF	PA	Current unbeaten streak
ETSU	15-2	.882	73.1	64.1	26-4	.867	76.2	63.0	ETSU -- 8
Furman	14-3	.824	74.8	67.9	24-6	.800	76.9	66.3	Mercer -- 3
UNC Greensboro	13-4	.765	76.0	68.5	23-7	.767	74.4	62.3	Furman -- 2
Western Carolina	10-7	.588	79.1	77.5	18-10	.643	79.7	74.9	Western Carolina -- 2
Mercer	10-7	.588	72.2	69.6	16-14	.533	72.6	71.0	Chattanooga -- 1
Chattanooga	9-8	.529	75.3	71.2	18-12	.600	72.9	68.3	
Wofford	8-9	.471	70.9	68.4	16-14	.533	72.5	68.5	
Samford	3-14	.176	70.3	85.4	9-22	.290	73.7	81.8	
VMI	3-14	.176	69.5	74.9	8-22	.267	71.6	70.5	
The Citadel	0-17	.000	69.0	82.6	6-22	.214	75.4	80.6	

TEAM SUMMARIES	G	PF-PA	Avg score	Margin	FG-FGA	Pct.	3FG-FGA	Pct.	FT-FTA	Pct.	RebF	RebA	Margin
Chattanooga	30	2188-2049	72.9-68.3	+4.6	785-1744	.450	258-734	.351	360-505	.713	1062	990	+2.4
ETSU	30	2286-1889	76.2-63.0	+13.2	812-1716	.473	227-662	.343	435-634	.686	1078	923	+5.2
Furman	30	2307-1988	76.9-66.3	+10.6	828-1736	.477	284-799	.355	367-526	.698	950	1032	-2.7
Mercer	30	2179-2130	72.6-71.0	+1.6	804-1777	.452	231-649	.356	340-468	.726	1104	976	+4.3
Samford	31	2286-2537	73.7-81.8	-8.1	809-1859	.435	207-609	.340	461-625	.738	1127	1205	-2.5
The Citadel	28	2110-2258	75.4-80.6	-5.3	743-1713	.434	265-808	.328	359-522	.688	966	1079	-4.0
UNC Greensboro	30	2232-1868	74.4-62.3	+12.1	826-1910	.432	260-814	.319	320-502	.637	1114	1026	+2.9
VMI	30	2149-2114	71.6-70.5	+1.2	767-1796	.427	318-909	.350	297-420	.707	1062	1076	-0.5
Western Carolina	28	2232-2096	79.7-74.9	+4.9	771-1655	.466	280-752	.372	410-573	.716	1074	931	+5.1
Wofford	30	2176-2054	72.5-68.5	+4.1	784-1710	.458	286-829	.345	322-449	.717	933	946	-0.4

ATTENDANCE	Home	Average	Away	Average	Neutral	Average	Total	Average
Chattanooga	13-34748	2673	15-63724	4248	2-345	172	30-98817	3294
ETSU	16-73827	4614	14-50803	3629	0-0	0	30-124630	4154
Furman	14-34239	2446	15-49023	3268	1-0	0	30-83262	2775
Mercer	14-37052	2647	14-31543	2253	2-0	0	30-68595	2286
Samford	14-12748	911	17-41074	2416	0-0	0	31-53822	1736
The Citadel	14-14019	1001	14-60752	4339	0-0	0	28-74771	2670
UNC Greensboro	18-63208	3512	12-49028	4086	0-0	0	30-112236	3741
VMI	15-22234	1482	13-34955	2689	2-204	102	30-57393	1913
Western Carolina	14-29580	2113	14-45753	3268	0-0	0	28-75333	2690
Wofford	15-27434	1829	15-60392	4026	0-0	0	30-87826	2928
Totals	147-349089	2375	143-487047	3406	7-549	78	297-836685	2817

2019-20 Southern Conference  
INDIVIDUAL BASKETBALL STATISTICS  
Through games of Feb 28, 2020 (All games)

To be ranked, a player must appear in at least 75.0% of their team's games.

SCORING							REBOUNDING							
	Cl	G	FG	3FG	FT	Pts	Avg/G		Cl	G	Off	Def	Total	Avg/G
1. Josh Sharkey-SAM	Sr	28	156	39	150	501	17.9	1. Carlos Dotson-WCU	Sr	27	80	191	271	10.0
2. Isaiah Miller-UNCG	Jr	30	220	28	68	536	17.9	2. James Dickey-UNCG	Sr	30	89	190	279	9.3
3. Mason Faulkner-WCU	Jr	28	147	61	135	490	17.5	3. Ethan Stair-MER	Sr	30	60	217	277	9.2
4. Djordje Dimitrijevic-MER	Sr	28	156	64	102	478	17.1	4. Jalen Dupree-SAM	Sr	31	80	145	225	7.3
5. Jordan Lyons-FUR	Sr	30	155	74	116	500	16.7	5. Kaelon Harris-CIT	Sr	27	47	140	187	6.9
6. Matt Ryan-UTC	Sr	30	155	81	83	474	15.8	6. Robert Allen-SAM	So	30	58	148	206	6.9
7. Nathan Hoover-WOF	Sr	30	153	75	85	466	15.5	7. Chevez Goodwin-WOF	Jr	30	73	116	189	6.3
8. Carlos Dotson-WCU	Sr	27	163	0	92	418	15.5	8. Clay Mounce-FUR	Jr	30	51	135	186	6.2
9. Ethan Stair-MER	Sr	30	164	57	61	446	14.9	9. Lucas N'Guessan-ETSU	Sr	30	56	127	183	6.1
10. Noah Gurley-FUR	So	30	163	22	82	430	14.3	10. Mason Faulkner-WCU	Jr	28	20	144	164	5.9
11. Tray Boyd III-ETSU	Sr	30	142	72	56	412	13.7	11. Bo Hodges-ETSU	Jr	29	41	126	167	5.8
12. Robert Allen-SAM	So	30	158	32	64	412	13.7	12. Garrett Gilkeson-VMI	Sr	30	39	132	171	5.7
13. Kaelon Harris-CIT	Sr	27	121	27	99	368	13.6	13. Ramon Vila-UTC	Jr	30	69	96	165	5.5
14. Brandon Austin-SAM	Sr	30	136	70	58	400	13.3	14. Maciej Bender-MER	Jr	30	51	108	159	5.3
15. Bo Hodges-ETSU	Jr	29	148	15	72	383	13.2	15. Jalen Slawson-FUR	So	30	43	110	153	5.1
16. Clay Mounce-FUR	Jr	30	145	57	44	391	13.0	16. Isaiah Miller-UNCG	Jr	30	60	91	151	5.0
17. David Jean-Baptiste-UTC	Jr	30	142	51	49	384	12.8	17. Tyler Creammer-VMI	Sr	30	54	92	146	4.9
18. Onno Steger-WCU	Sr	28	114	71	58	357	12.8	18. Onno Steger-WCU	Sr	28	43	92	135	4.8
19. Travis Eeve-VMI	Fr	30	131	72	47	381	12.7	19. Matt Ryan-UTC	Sr	30	20	122	142	4.7
20. Ramon Vila-UTC	Jr	30	163	1	52	379	12.6	20. Noah Gurley-FUR	So	30	38	103	141	4.7
21. Kaiden Rice-CIT	Jr	28	119	78	31	347	12.4							
22. Fletcher Abee-CIT	Fr	28	113	75	41	342	12.2							
23. Storm Murphy-WOF	Jr	29	130	57	33	350	12.1							
24. Jalen Dupree-SAM	Sr	31	132	12	85	361	11.6							
25. Chevez Goodwin-WOF	Jr	30	148	0	51	347	11.6							
26. Mike Bothwell-FUR	So	30	114	43	46	317	10.6							
27. Garrett Gilkeson-VMI	Sr	30	98	43	74	313	10.4							
28. Daivien Williamson-ETSU	So	30	105	35	63	308	10.3							
29. Matt Halvorsen-WCU	Jr	28	87	74	35	283	10.1							
30. Kamdyn Curfman-VMI	Fr	30	101	75	15	292	9.7							

FIELD GOAL PCT						ASSISTS				
	Cl	G	FGM	FGA	Pct.		Cl	G	No.	Avg/G
1. Lucas N'Guessan-ETSU	Sr	30	101	159	.635	1. Josh Sharkey-SAM	Sr	28	200	7.1
2. Chevez Goodwin-WOF	Jr	30	148	235	.630	2. Mason Faulkner-WCU	Jr	28	173	6.2
3. Ramon Vila-UTC	Jr	30	163	263	.620	3. Tyson Batiste-CIT	Sr	28	153	5.5
4. Carlos Dotson-WCU	Sr	27	163	269	.606	4. Djordje Dimitrijevic-MER	Sr	28	103	3.7
5. James Dickey-UNCG	Sr	30	109	188	.580	5. Alex Hunter-FUR	Jr	30	106	3.5
6. Noah Gurley-FUR	So	30	163	306	.533	6. Storm Murphy-WOF	Jr	29	99	3.4
7. Jalen Dupree-SAM	Sr	31	132	249	.530	7. Garrett Gilkeson-VMI	Sr	30	100	3.3
8. Clay Mounce-FUR	Jr	30	145	283	.512	8. Isaiah Miller-UNCG	Jr	30	88	2.9
9. Kaleb Hunter-UNCG	So	25	90	178	.506	9. Isaiah Tisdale-ETSU	Sr	30	86	2.9
10. Bo Hodges-ETSU	Jr	29	148	295	.502	10. Greg Parham-VMI	Jr	29	83	2.9
11. Mike Bothwell-FUR	So	30	114	228	.500	11. Daivien Williamson-ETSU	So	30	78	2.6
12. Maciej Bender-MER	Jr	30	94	195	.482	12. Bo Hodges-ETSU	Jr	29	74	2.6
13. Storm Murphy-WOF	Jr	29	130	270	.481	13. Maurice Commander-UTC	So	29	74	2.6
14. Ethan Stair-MER	Sr	30	164	343	.478	14. David Jean-Baptiste-UTC	Jr	30	72	2.4
15. Daivien Williamson-ETSU	So	30	105	222	.473	15. Malik Massey-UNCG	Sr	30	68	2.3
						16. Travis Eeve-VMI	Fr	30	68	2.3

2019-20 Southern Conference  
INDIVIDUAL BASKETBALL STATISTICS  
Through games of Feb 28, 2020 (All games)

FREE THROW PCT					
	Cl	G	FTM	FTA	Pct.
1. Nathan Hoover-WOF	Sr	30	85	91	.934
2. Matt Ryan-UTC	Sr	30	83	94	.883
3. Ethan Stair-MER	Sr	30	61	71	.859
4. Djordje Dimitrijevic-MER	Sr	28	102	121	.843
5. Jordan Lyons-FUR	Sr	30	116	140	.829
6. Jalen Dupree-SAM	Sr	31	85	103	.825
7. Daivien Williamson-ETSU	So	30	63	77	.818
8. Onno Steger-WCU	Sr	28	58	73	.795
9. Josh Sharkey-SAM	Sr	28	150	192	.781
10. Mason Faulkner-WCU	Jr	28	135	175	.771
11. Garrett Gilkeson-VMI	Sr	30	74	96	.771
12. Kaelon Harris-CIT	Sr	27	99	136	.728
13. Lucas N'Guessan-ETSU	Sr	30	71	102	.696
14. Noah Gurley-FUR	So	30	82	118	.695
15. Bo Hodges-ETSU	Jr	29	72	112	.643

STEALS				
	Cl	G	No.	Avg/G
1. Josh Sharkey-SAM	Sr	28	77	2.8
2. Isaiah Miller-UNCG	Jr	30	81	2.7
3. Tray Boyd III-ETSU	Sr	30	48	1.6
4. Djordje Dimitrijevic-MER	Sr	28	44	1.6
5. Isaiah Tisdale-ETSU	Sr	30	46	1.5
6. Bo Hodges-ETSU	Jr	29	44	1.5
7. Clay Mounce-FUR	Jr	30	44	1.5
8. Garrett Gilkeson-VMI	Sr	30	43	1.4
9. Travis Eeve-VMI	Fr	30	42	1.4
10. Patrick Good-ETSU	Jr	29	40	1.4
11. Jordan Lyons-FUR	Sr	30	39	1.3
12. Mason Faulkner-WCU	Jr	28	34	1.2
13. Keyshaun Langley-UNCG	Fr	30	36	1.2
14. Fletcher Abee-CIT	Fr	28	33	1.2
15. Ethan Stair-MER	Sr	30	35	1.2

3-POINT FG PCT					
	Cl	G	3FG	FGA	Pct.
1. Onno Steger-WCU	Sr	28	71	165	.430
2. Storm Murphy-WOF	Jr	29	57	134	.425
3. Brandon Austin-SAM	Sr	30	70	169	.414
4. Matt Halvorsen-WCU	Jr	28	74	181	.409
5. Clay Mounce-FUR	Jr	30	57	143	.399
6. Isaiah Bigelow-WOF	Fr	30	33	84	.393
7. Mike Bothwell-FUR	So	30	43	110	.391
8. Tray Boyd III-ETSU	Sr	30	72	188	.383
9. Fletcher Abee-CIT	Fr	28	75	197	.381
10. Josh Sharkey-SAM	Sr	28	39	103	.379
11. Trevor Stumpe-WOF	Sr	30	44	117	.376
12. Kamdyn Curfman-VMI	Fr	30	75	200	.375
13. Keyshaun Langley-UNCG	Fr	30	37	99	.374
14. Djordje Dimitrijevic-MER	Sr	28	64	173	.370
15. Travis Eeve-VMI	Fr	30	72	196	.367

3-POINT FG MADE				
	Cl	G	3FG	Avg/G
1. Kaiden Rice-CIT	Jr	28	78	2.8
2. Matt Ryan-UTC	Sr	30	81	2.7
3. Fletcher Abee-CIT	Fr	28	75	2.7
4. Matt Halvorsen-WCU	Jr	28	74	2.6
5. Onno Steger-WCU	Sr	28	71	2.5
6. Nathan Hoover-WOF	Sr	30	75	2.5
7. Kamdyn Curfman-VMI	Fr	30	75	2.5
8. Jordan Lyons-FUR	Sr	30	74	2.5
9. Travis Eeve-VMI	Fr	30	72	2.4
10. Tray Boyd III-ETSU	Sr	30	72	2.4
11. Brandon Austin-SAM	Sr	30	70	2.3
12. Djordje Dimitrijevic-MER	Sr	28	64	2.3
13. Mason Faulkner-WCU	Jr	28	61	2.2
14. Kyryn Galloway-UNCG	Sr	25	53	2.1
15. Storm Murphy-WOF	Jr	29	57	2.0

BLOCKED SHOTS				
	Cl	G	No.	Avg/G
1. Kyryn Galloway-UNCG	Sr	25	41	1.6
2. James Dickey-UNCG	Sr	30	48	1.6
3. Robert Allen-SAM	So	30	40	1.3
4. Lucas N'Guessan-ETSU	Sr	30	33	1.1
5. Chevez Goodwin-WOF	Jr	30	33	1.1
6. Maciej Bender-MER	Jr	30	32	1.1
7. Jalen Dupree-SAM	Sr	31	31	1.0
8. Jake Stephens-VMI	So	30	29	1.0
9. Brady Spence-CIT	Fr	22	21	1.0
10. Messiah Jones-WOF	Fr	30	28	0.9
11. Jalen Slawson-FUR	So	30	25	0.8
12. Bo Hodges-ETSU	Jr	29	24	0.8
13. Derek Webster Jr.-CIT	Jr	26	19	0.7
14. Clay Mounce-FUR	Jr	30	20	0.7
15. Noah Gurley-FUR	So	30	18	0.6

ASSIST/TURNOVER RATIO					
	Cl	G	Ast.	T/O	Ratio
1. Alex Hunter-FUR	Jr	30	106	32	3.3
2. Garrett Gilkeson-VMI	Sr	30	100	37	2.7
3. Tyson Batiste-CIT	Sr	28	153	80	1.9
4. Mason Faulkner-WCU	Jr	28	173	93	1.9
5. Storm Murphy-WOF	Jr	29	99	62	1.6
6. Djordje Dimitrijevic-MER	Sr	28	103	77	1.3
7. Josh Sharkey-SAM	Sr	28	200	169	1.2

2019-20 Southern Conference  
INDIVIDUAL BASKETBALL STATISTICS  
Through games of Feb 28, 2020 (All games)

OFFENSIVE REBOUNDS			
	Cl	G	No. Avg/G
1. James Dickey-UNCG	Sr	30	89 3.0
2. Carlos Dotson-WCU	Sr	27	80 3.0
3. Jalen Dupree-SAM	Sr	31	80 2.6
4. Chevez Goodwin-WOF	Jr	30	73 2.4
5. Ramon Vila-UTC	Jr	30	69 2.3
6. Isaiah Miller-UNCG	Jr	30	60 2.0
Ethan Stair-MER	Sr	30	60 2.0
8. Robert Allen-SAM	So	30	58 1.9
9. Lucas N'Guessan-ETSU	Sr	30	56 1.9
10. Tyler Creamer-VMI	Sr	30	54 1.8
11. Messiah Jones-WOF	Fr	30	53 1.8
12. Kaelon Harris-CIT	Sr	27	47 1.7
13. Maciej Bender-MER	Jr	30	51 1.7
Clay Mounce-FUR	Jr	30	51 1.7
15. Onno Steger-WCU	Sr	28	43 1.5

DEFENSIVE REBOUNDS			
	Cl	G	No. Avg/G
1. Ethan Stair-MER	Sr	30	217 7.2
2. Carlos Dotson-WCU	Sr	27	191 7.1
3. James Dickey-UNCG	Sr	30	190 6.3
4. Kaelon Harris-CIT	Sr	27	140 5.2
5. Mason Faulkner-WCU	Jr	28	144 5.1
6. Robert Allen-SAM	So	30	148 4.9
7. Jalen Dupree-SAM	Sr	31	145 4.7
8. Clay Mounce-FUR	Jr	30	135 4.5
9. Garrett Gilkeson-VMI	Sr	30	132 4.4
10. Bo Hodges-ETSU	Jr	29	126 4.3
11. Lucas N'Guessan-ETSU	Sr	30	127 4.2
12. Matt Ryan-UTC	Sr	30	122 4.1
13. Chevez Goodwin-WOF	Jr	30	116 3.9
14. Tyson Batiste-CIT	Sr	28	106 3.8
15. Rod Johnson-UTC	Jr	28	105 3.8

MINUTES PLAYED			
	Cl	G	No. Avg/G
1. Ethan Stair-MER	Sr	30	1039 34.6
2. Djordje Dimitrijevic-MER	Sr	28	959 34.2
3. Josh Sharkey-SAM	Sr	28	944 33.7
4. Nathan Hoover-WOF	Sr	30	1011 33.7
5. Mason Faulkner-WCU	Jr	28	943 33.7
6. Jordan Lyons-FUR	Sr	30	996 33.2
7. Robert Allen-SAM	So	30	991 33.0
8. Garrett Gilkeson-VMI	Sr	30	971 32.4
9. Matt Halvorsen-WCU	Jr	28	905 32.3
10. Brandon Austin-SAM	Sr	30	969 32.3



2019-20 Southern Conference  
Conference Team Highs  
Through games of Feb 28, 2020 (All games)

TEAM HIGHS (highest totals made by)

Points	129	The Citadel vs Piedmont (12/10/19)
	117	ETSU vs Mars Hill (12/29/19)
	113	Samford at Houston Baptist (12/07/19)
	112	Wofford vs North Greenville (12/13/19)
	109	UNC Greensboro vs Averett (11/11/19)
	109	Western Carolina vs Samford (02/26/20)
Margin	76 (96-20)	VMI vs Christendom (11/20/19)
	72 (106-34)	UNC Greensboro vs William Peace (12/28/19)
	69 (117-48)	ETSU vs Mars Hill (12/29/19)
	68 (108-40)	The Citadel vs Carver (12/07/19)
	66 (98-32)	VMI vs Goucher (11/26/19)
Field goals made	46	The Citadel vs Piedmont (12/10/19)
	44	ETSU vs Mars Hill (12/29/19)
	44	Mercer vs Samford (02/19/20)
	43	Western Carolina vs Piedmont (12/28/19)
	41	Samford vs UVa-Wise (11/13/19)
	41	Mercer vs Milligan (12/28/19)
Field goal attempts	85	UNC Greensboro vs Samford (02/09/20)
	80	The Citadel vs Piedmont (12/10/19)
	79	Samford at Morehead State (11/05/19)
	79	Mercer vs Milligan (12/28/19)
Field goal percentage	.698 (37-53)	VMI vs Christendom (11/20/19)
	.661 (39-59)	Wofford vs North Greenville (12/13/19)
	.649 (37-57)	Samford at Houston Baptist (12/07/19)
	.644 (38-59)	Furman vs Columbia Int'l (11/22/19)
	.643 (27-42)	Mercer at ETSU (01/29/20)
3-Pt FG made	19	Wofford vs North Greenville (12/13/19)
	18	VMI vs Stetson (12/07/19)
	17	Furman at Elon (11/26/19)
	17	VMI vs Goucher (11/26/19)
	17	Chattanooga vs Samford (01/11/20)
	17	Furman vs Samford (01/22/20)
3-Pt FG attempts	45	The Citadel at NC State (12/22/19)
	45	UNC Greensboro at Wofford (01/04/20)
	41	Furman at Alabama (11/19/19)
	41	The Citadel at Longwood (12/19/19)
	40	VMI vs Goucher (11/26/19)
	40	Wofford at North Carolina (12/15/19)
3-Pt percentage	.619 (13-21)	Samford at Houston Baptist (12/07/19)
	.615 (16-26)	VMI vs Christendom (11/20/19)
	.600 (12-20)	Samford vs ETSU (02/22/20)
	.600 (9-15)	The Citadel vs UNC Asheville (11/09/19)
Free throws made	.600 (6-10)	Mercer at UNC Greensboro (01/01/20)
	31	ETSU at VMI (02/15/20)
	28	ETSU vs Delaware State (11/23/19)
	26	Samford at Houston Baptist (12/07/19)
	26	ETSU at UNC Greensboro (01/08/20)
	26	Western Carolina vs Mercer (01/11/20)
Free throw attempts	26	Wofford at VMI (02/05/20)
	43	Wofford at VMI (02/05/20)
	36	ETSU vs Delaware State (11/23/19)
	35	Western Carolina vs Mercer (01/11/20)
	35	ETSU at VMI (02/15/20)

	35	Chattanooga at VMI (02/26/20)
Free throw percentage	1.000 (13-13)	Wofford vs William & Mary (11/12/19)
	1.000 (13-13)	The Citadel at Western Carolina (02/22/20)
	1.000 (6-6)	VMI vs Christendom (11/20/19)
	1.000 (6-6)	Wofford at Samford (01/08/20)
	1.000 (5-5)	VMI vs Samford (01/04/20)
	1.000 (4-4)	Chattanooga vs Wofford (01/15/20)
	1.000 (2-2)	Chattanooga at The Citadel (02/19/20)
Rebounds	57	The Citadel vs Carver (12/07/19)
	56	ETSU vs Mars Hill (12/29/19)
	53	The Citadel vs Brevard (11/26/19)
	52	Samford vs Auburn Montgomery (12/03/19)
	52	Mercer at The Citadel (02/26/20)
	52	Western Carolina vs Samford (02/26/20)
Assists	30	Furman vs Samford (01/22/20)
	30	Mercer vs Samford (02/19/20)
	29	Chattanooga vs Tennessee Wesleyan (12/08/19)
	28	Chattanooga vs Samford (01/11/20)
	28	Western Carolina vs Samford (02/26/20)
Steals	23	UNC Greensboro vs William Peace (12/28/19)
	20	ETSU vs Milligan (12/15/19)
	18	Samford vs Auburn Montgomery (12/03/19)
	17	VMI vs Goucher (11/26/19)
	17	Mercer vs Milligan (12/28/19)
	17	ETSU vs Mars Hill (12/29/19)
	17	UNC Greensboro vs Mercer (01/01/20)
	17	UNC Greensboro at The Citadel (01/15/20)
Blocked shots	9	UNC Greensboro vs Western Carolina (02/12/20)
	8	UNC Greensboro vs Averett (11/11/19)
	8	The Citadel vs Brevard (11/26/19)
	8	UNC Greensboro vs Kennesaw State (12/04/19)
	7	Samford at Morehead State (11/05/19)
	7	ETSU vs Newberry (11/06/19)
	7	ETSU at UT Martin (11/09/19)
	7	Wofford vs High Point (11/09/19)
	7	UNC Greensboro vs Appalachian State (11/18/19)
	7	ETSU vs Delaware State (11/23/19)
	7	Mercer at Samford (01/18/20)
	7	UNC Greensboro vs Samford (02/09/20)
	7	Samford vs ETSU (02/22/20)
	7	The Citadel vs Mercer (02/26/20)
Turnovers	32	The Citadel vs UNC Greensboro (01/15/20)
	26	Samford vs Troy (11/23/19)
	24	Mercer at St. John's (11/06/19)
	24	Mercer at UNC Greensboro (01/01/20)
	24	Samford at UNC Greensboro (02/09/20)
Fouls	28	Mercer at St. John's (11/06/19)
	28	UNC Greensboro vs Kennesaw State (12/04/19)
	28	UNC Greensboro vs ETSU (01/08/20)
	28	VMI vs ETSU (02/15/20)
	27	Furman at Auburn (12/05/19)
	27	VMI vs Wofford (02/05/20)

2019-20 Southern Conference  
Conference Individual Highs  
Through games of Feb 28, 2020 (All games)

INDIVIDUAL PLAYER GAME HIGHS

Points	40		Jordan Lyons (Furman) at VMI (01/01/20)
	36		Greg Parham (VMI) at The Citadel (02/08/20)
	35		Josh Sharkey (Samford) vs Chattanooga (01/29/20)
	34		Djordje Dimitrijevic (Mercer) at Western Carolina (01/11/20)
	33		Jordan Lyons (Furman) at Alabama (11/19/19)
	33		Jordan Lyons (Furman) at Western Carolina (02/08/20)
Field goals made	14		Josh Sharkey (Samford) vs Chattanooga (01/29/20)
	13		Jeromy Rodriguez (ETSU) at The Citadel (12/04/19)
	13		Isaiah Miller (UNC Greensboro) vs Mercer (01/01/20)
	13		Greg Parham (VMI) at The Citadel (02/08/20)
	12		Isaiah Miller (UNC Greensboro) vs Kennesaw State (12/04/19)
	12		Isaiah Miller (UNC Greensboro) at Radford (12/07/19)
	12		Mike Bothwell (Furman) at Chattanooga (01/08/20)
	12		Isaiah Miller (UNC Greensboro) vs Chattanooga (01/18/20)
	12		Bo Hodges (ETSU) vs Chattanooga (01/25/20)
	12		Carlos Dotson (Western Carolina) at Wofford (02/15/20)
	12		Jeff Gary (Mercer) vs Samford (02/19/20)
Field goal attempts	25		Isaiah Miller (UNC Greensboro) vs Mercer (01/01/20)
	25		Isaiah Miller (UNC Greensboro) at Mercer (02/15/20)
	25		Nathan Hoover (Wofford) at UNC Greensboro (02/19/20)
	24		Josh Sharkey (Samford) at Morehead State (11/05/19)
	24		Josh Sharkey (Samford) vs Chattanooga (01/29/20)
Field goal percentage	1.000	(10-10)	Noah Gurley (Furman) vs Southern Wesleyan (11/15/19)
	.929	(13-14)	Greg Parham (VMI) at The Citadel (02/08/20)
	.917	(11-12)	Chevez Goodwin (Wofford) at The Citadel (01/29/20)
	.909	(10-11)	Carlos Dotson (Western Carolina) vs Chattanooga (12/03/19)
	.909	(10-11)	James Glisson III (Mercer) vs Samford (02/19/20)
3-Pt FG made	10		Jordan Lyons (Furman) at VMI (01/01/20)
	8		Onno Steger (Western Carolina) at The Citadel (01/04/20)
	8		Jeff Gary (Mercer) vs Samford (02/19/20)
	7		Patrick Good (ETSU) at UT Martin (11/09/19)
	7		Deandre Thomas (Samford) vs Troy (11/23/19)
	7		Isaiah Bigelow (Wofford) vs North Greenville (12/13/19)
	7		Onno Steger (Western Carolina) vs Furman (02/08/20)
	7		Matt Ryan (Chattanooga) at The Citadel (02/19/20)
	7		Fletcher Abee (The Citadel) at Western Carolina (02/22/20)
	7		Onno Steger (Western Carolina) vs Samford (02/26/20)
3-Pt FG attempts	16		Jordan Lyons (Furman) at Alabama (11/19/19)
	15		Kaiden Rice (The Citadel) at NC State (12/22/19)
	14		Kaiden Rice (The Citadel) at Longwood (12/19/19)
	14		Fletcher Abee (The Citadel) at Western Carolina (02/22/20)
	13		Angelo Allegri (UNC Greensboro) at Wofford (01/04/20)
	13		Matt Ryan (Chattanooga) at Samford (01/29/20)
	13		Nathan Hoover (Wofford) at UNC Greensboro (02/19/20)
3-Pt percentage	1.000	(6-6)	Greg Parham (VMI) at The Citadel (02/08/20)
	1.000	(5-5)	Stefan Kenic (Chattanooga) vs Samford (01/11/20)
	.875	(7-8)	Isaiah Bigelow (Wofford) vs North Greenville (12/13/19)
	.857	(6-7)	Matt Ryan (Chattanooga) vs Samford (01/11/20)
	.833	(10-12)	Jordan Lyons (Furman) at VMI (01/01/20)
	.833	(5-6)	Clay Mounce (Furman) vs Loyola Chicago (11/08/19)
	.833	(5-6)	Fletcher Abee (The Citadel) vs UNC Asheville (11/09/19)
	.833	(5-6)	David Jean-Baptiste (Chattanooga) vs South Alabama (11/15/19)
	.833	(5-6)	Daivien Williamson (ETSU) at Little Rock (11/30/19)
	.833	(5-6)	Kamdyn Curfman (VMI) at Virginia Tech (12/21/19)
	.833	(5-6)	Matt Halvorsen (Western Carolina) vs Piedmont (12/28/19)

Free throws made	13	Jordan Lyons (Furman) at Alabama (11/19/19)
	13	Kaelon Harris (The Citadel) at Longwood (12/19/19)
	12	Mason Faulkner (Western Carolina) vs Chattanooga (12/03/19)
	12	Djordje Dimitrijevic (Mercer) at Western Carolina (01/11/20)
	12	Josh Sharkey (Samford) at Western Carolina (02/26/20)
Free throw attempts	20	Chevez Goodwin (Wofford) at VMI (02/05/20)
	16	Mason Faulkner (Western Carolina) vs Chattanooga (12/03/19)
	15	Noah Gurley (Furman) vs UNC Greensboro (01/11/20)
	15	Carlos Dotson (Western Carolina) at UNC Greensboro (02/12/20)
Free throw percentage	15	Josh Sharkey (Samford) at Western Carolina (02/26/20)
	1.000 (13-13)	Jordan Lyons (Furman) at Alabama (11/19/19)
	1.000 (11-11)	Daivien Williamson (ETSU) at VMI (02/15/20)
	1.000 (10-10)	Nathan Hoover (Wofford) at Western Carolina (01/25/20)
	1.000 (9-9)	Garrett Gilkeson (VMI) vs Western Carolina (01/08/20)
	1.000 (9-9)	Nathan Hoover (Wofford) vs The Citadel (01/11/20)
	1.000 (9-9)	Matt Ryan (Chattanooga) at Samford (01/29/20)
	1.000 (9-9)	Brandon Austin (Samford) vs Furman (02/12/20)
	1.000 (8-8)	Lucas N'Guessan (ETSU) vs Southern Utah (11/24/19)
	1.000 (8-8)	Jalen Dupree (Samford) at Houston Baptist (12/07/19)
	1.000 (8-8)	Jordan Lyons (Furman) at VMI (01/01/20)
	1.000 (8-8)	Eddie Davis III (The Citadel) at VMI (01/18/20)
	1.000 (8-8)	Jalen Dupree (Samford) vs Western Carolina (02/05/20)
	1.000 (8-8)	Matt Ryan (Chattanooga) at Wofford (02/08/20)
	1.000 (8-8)	Stefan Kenic (Chattanooga) vs VMI (02/12/20)
1.000 (8-8)	Mason Faulkner (Western Carolina) vs VMI (02/19/20)	
1.000 (8-8)	Kamar Robertson (Mercer) at Chattanooga (02/22/20)	
Rebounds	23	Ethan Stair (Mercer) at The Citadel (02/26/20)
	20	James Dickey (UNC Greensboro) at Mercer (02/15/20)
	17	Tyler Creammer (VMI) vs UC Davis (11/17/19)
	16	Jeromy Rodriguez (ETSU) at The Citadel (12/04/19)
	16	Ethan Stair (Mercer) at UNCW (12/16/19)
Assists	16	James Dickey (UNC Greensboro) vs Samford (02/09/20)
	15	Josh Sharkey (Samford) at Houston Baptist (12/07/19)
	15	Josh Sharkey (Samford) vs Alabama (12/18/19)
	14	Josh Sharkey (Samford) vs Troy (11/23/19)
	12	Mason Faulkner (Western Carolina) vs Samford (02/26/20)
Steals	11	Tyson Batiste (The Citadel) at Southeast Missouri (11/19/19)
	9	Isaiah Miller (UNC Greensboro) vs Mercer (01/01/20)
	8	Tray Boyd III (ETSU) vs Mars Hill (12/29/19)
	7	Mohammed Abdulsalam (UNC Greensboro) at Georgetown (11/30/19)
	7	Josh Sharkey (Samford) vs Auburn Montgomery (12/03/19)
	6	Keyshaun Langley (UNC Greensboro) vs Averett (11/11/19)
	6	Djordje Dimitrijevic (Mercer) at Georgia Southern (11/19/19)
	6	Tray Boyd III (ETSU) vs Delaware State (11/23/19)
	6	Josh Sharkey (Samford) at South Dakota State (11/27/19)
	6	Josh Sharkey (Samford) at Hawaii (12/15/19)
Blocked shots	6	Isaiah Miller (UNC Greensboro) at Furman (01/11/20)
	5	Mohammed Abdulsalam (UNC Greensboro) vs Western Carolina (02/12/20)
	5	Robert Allen (Samford) vs ETSU (02/22/20)
	4	Chevez Goodwin (Wofford) vs High Point (11/09/19)
	4	James Dickey (UNC Greensboro) vs Appalachian State (11/18/19)
	4	Logan Dye (Samford) vs Manhattan (11/19/19)
	4	Onno Steger (Western Carolina) at Jacksonville (11/21/19)
	4	James Dickey (UNC Greensboro) vs Kennesaw State (12/04/19)
	4	Maciej Bender (Mercer) vs Furman (12/20/19)
	4	James Dickey (UNC Greensboro) vs Northern Kentucky (12/21/19)
	4	Jake Stephens (VMI) at USC Upstate (12/29/19)
	4	Chevez Goodwin (Wofford) vs The Citadel (01/11/20)

	4	Derek Webster Jr. (The Citadel) vs VMI (02/08/20)
	4	Kyrin Galloway (UNC Greensboro) vs Samford (02/09/20)
	4	Maciej Bender (Mercer) vs Samford (02/19/20)
	4	Jake Stephens (VMI) at Western Carolina (02/19/20)
Turnovers	10	Josh Sharkey (Samford) at The Citadel (02/15/20)
	9	Josh Sharkey (Samford) vs UNC Greensboro (01/25/20)
	8	Josh Sharkey (Samford) at South Dakota State (11/27/19)
	8	Josh Sharkey (Samford) at Georgetown (12/21/19)
	8	Josh Sharkey (Samford) vs The Citadel (01/01/20)
	8	Josh Sharkey (Samford) at Furman (01/22/20)

2019-20 Southern Conference  
CONFERENCE BASKETBALL STATISTICS  
Through games of Feb 28, 2020 (Conference games only)

SCORING OFFENSE	G	W-L	Pts	Avg/G
1. Western Carolina	17	10-7	1345	79.1
2. UNC Greensboro	17	13-4	1292	76.0
3. Chattanooga	17	9-8	1280	75.3
4. Furman	17	14-3	1271	74.8
5. ETSU	17	15-2	1242	73.1
6. Mercer	17	10-7	1227	72.2
7. Wofford	17	8-9	1205	70.9
8. Samford	17	3-14	1195	70.3
9. VMI	17	3-14	1181	69.5
10. The Citadel	17	0-17	1173	69.0

SCORING DEFENSE	G	Pts	Avg/G
1. ETSU	17	1090	64.1
2. Furman	17	1154	67.9
3. Wofford	17	1162	68.4
4. UNC Greensboro	17	1165	68.5
5. Mercer	17	1183	69.6
6. Chattanooga	17	1210	71.2
7. VMI	17	1274	74.9
8. Western Carolina	17	1317	77.5
9. The Citadel	17	1404	82.6
10. Samford	17	1452	85.4

SCORING MARGIN	G	Offense	Defense	Margin
1. ETSU	17	73.1	64.1	+8.9
2. UNC Greensboro	17	76.0	68.5	+7.5
3. Furman	17	74.8	67.9	+6.9
4. Chattanooga	17	75.3	71.2	+4.1
5. Mercer	17	72.2	69.6	+2.6
6. Wofford	17	70.9	68.4	+2.5
7. Western Carolina	17	79.1	77.5	+1.6
8. VMI	17	69.5	74.9	-5.5
9. The Citadel	17	69.0	82.6	-13.6
10. Samford	17	70.3	85.4	-15.1

FREE THROW PCT	G	FTM	FTA	Pct.
1. Samford	17	270	344	.785
2. Mercer	17	179	239	.749
3. Chattanooga	17	223	304	.734
4. Western Carolina	17	263	361	.729
5. VMI	17	168	237	.709
6. ETSU	17	242	346	.699
7. Furman	17	217	318	.682
8. Wofford	17	178	262	.679
9. The Citadel	17	212	313	.677
10. UNC Greensboro	17	203	313	.649

FIELD GOAL PERCENTAGE	G	FGM	FGA	Pct.
1. Furman	17	451	951	.474
2. Mercer	17	457	975	.469
3. Chattanooga	17	454	975	.466
4. ETSU	17	443	954	.464
5. Western Carolina	17	459	991	.463
6. Wofford	17	442	971	.455
7. UNC Greensboro	17	473	1097	.431
8. The Citadel	17	409	978	.418
9. Samford	17	410	991	.414
10. VMI	17	424	1028	.412

FIELD GOAL PCT DEFENSE	G	FGM	FGA	Pct.
1. Mercer	17	417	992	.420
2. Wofford	17	410	957	.428
3. Western Carolina	17	466	1073	.434
4. VMI	17	414	945	.438
5. UNC Greensboro	17	400	911	.439
6. Furman	17	422	957	.441
7. ETSU	17	390	882	.442
8. Chattanooga	17	455	991	.459
9. The Citadel	17	506	1078	.469
10. Samford	17	542	1125	.482

3-POINT FG PCT	G	3FGM	3FGA	Pct.
1. Western Carolina	17	164	440	.373
2. Chattanooga	17	149	420	.355
3. Mercer	17	134	381	.352
4. Furman	17	152	435	.349
5. VMI	17	165	508	.325
6. UNC Greensboro	17	143	446	.321
7. ETSU	17	114	356	.320
8. Samford	17	105	329	.319
9. Wofford	17	143	464	.308
10. The Citadel	17	143	469	.305

3-POINT FG PCT DEFENSE	G	3FGM	3FGA	Pct.
1. Chattanooga	17	111	378	.294
2. Wofford	17	137	447	.306
3. Mercer	17	127	413	.308
4. Western Carolina	17	150	483	.311
5. Furman	17	134	420	.319
6. VMI	17	133	411	.324
7. ETSU	17	110	333	.330
8. UNC Greensboro	17	135	381	.354
9. The Citadel	17	169	464	.364
10. Samford	17	206	518	.398

REBOUNDING OFFENSE	G	Rebounds	Avg/G
1. Western Carolina	17	649	38.2
2. Mercer	17	622	36.6
3. UNC Greensboro	17	617	36.3
4. VMI	17	598	35.2
5. Chattanooga	17	585	34.4
6. ETSU	17	584	34.4
7. Samford	17	583	34.3
8. Wofford	17	549	32.3
9. Furman	17	523	30.8
10. The Citadel	17	520	30.6

REBOUNDING DEFENSE	G	Rebounds	Avg/G
1. ETSU	17	514	30.2
2. Wofford	17	540	31.8
3. Chattanooga	17	544	32.0
4. Mercer	17	551	32.4
5. Western Carolina	17	564	33.2
6. Furman	17	576	33.9
7. UNC Greensboro	17	594	34.9
8. VMI	17	631	37.1
9. Samford	17	651	38.3
10. The Citadel	17	665	39.1

2019-20 Southern Conference  
CONFERENCE BASKETBALL STATISTICS  
Through games of Feb 28, 2020 (Conference games only)

REBOUNDING MARGIN	G	Team	Avg.	Opp.	Avg.	Margin
1. Western Carolina	17	649	38.2	564	33.2	+5.0
2. Mercer	17	622	36.6	551	32.4	+4.2
3. ETSU	17	584	34.4	514	30.2	+4.1
4. Chattanooga	17	585	34.4	544	32.0	+2.4
5. UNC Greensboro	17	617	36.3	594	34.9	+1.4
6. Wofford	17	549	32.3	540	31.8	+0.5
7. VMI	17	598	35.2	631	37.1	-1.9
8. Furman	17	523	30.8	576	33.9	-3.1
9. Samford	17	583	34.3	651	38.3	-4.0
10. The Citadel	17	520	30.6	665	39.1	-8.5

BLOCKED SHOTS	G	No.	Avg/G
1. UNC Greensboro	17	69	4.1
2. Samford	17	63	3.7
3. The Citadel	17	54	3.2
4. Mercer	17	52	3.1
5. ETSU	17	50	2.9
6. Furman	17	43	2.5
Wofford	17	43	2.5
8. VMI	17	33	1.9
9. Western Carolina	17	26	1.5
10. Chattanooga	17	22	1.3

ASSISTS	G	No.	Avg/G
1. VMI	17	258	15.2
2. Western Carolina	17	254	14.9
3. Furman	17	245	14.4
4. Mercer	17	242	14.2
5. Chattanooga	17	237	13.9
6. The Citadel	17	218	12.8
Wofford	17	218	12.8
8. ETSU	17	216	12.7
9. UNC Greensboro	17	209	12.3
10. Samford	17	171	10.1

STEALS	G	No.	Avg/G
1. UNC Greensboro	17	166	9.8
2. ETSU	17	134	7.9
3. Furman	17	128	7.5
4. Samford	17	107	6.3
5. The Citadel	17	101	5.9
6. VMI	17	96	5.6
7. Mercer	17	95	5.6
8. Wofford	17	94	5.5
9. Western Carolina	17	79	4.6
10. Chattanooga	17	77	4.5

TURNOVER MARGIN	G	Team	Avg.	Opp.	Avg.	Margin
1. UNC Greensboro	17	201	11.8	307	18.1	+6.2
2. ETSU	17	196	11.5	248	14.6	+3.1
Furman	17	202	11.9	254	14.9	+3.1
4. Wofford	17	214	12.6	217	12.8	+0.2
5. VMI	17	215	12.6	206	12.1	-0.5
6. Chattanooga	17	192	11.3	177	10.4	-0.9
7. The Citadel	17	255	15.0	216	12.7	-2.3
8. Samford	17	263	15.5	221	13.0	-2.5
9. Mercer	17	242	14.2	190	11.2	-3.1
10. Western Carolina	17	229	13.5	173	10.2	-3.3

ASSIST/TURNOVER RATIO	G	Ast.	Avg.	T/O	Avg.	Ratio
1. Chattanooga	17	237	13.9	192	11.3	1.2
2. Furman	17	245	14.4	202	11.9	1.2
3. VMI	17	258	15.2	215	12.6	1.2
4. Western Carolina	17	254	14.9	229	13.5	1.1
5. ETSU	17	216	12.7	196	11.5	1.1
6. UNC Greensboro	17	209	12.3	201	11.8	1.0
7. Wofford	17	218	12.8	214	12.6	1.0
8. Mercer	17	242	14.2	242	14.2	1.0
9. The Citadel	17	218	12.8	255	15.0	0.9
10. Samford	17	171	10.1	263	15.5	0.7

OFFENSIVE REBOUNDS	G	No.	Avg/G
1. UNC Greensboro	17	211	12.4
2. ETSU	17	180	10.6
3. VMI	17	172	10.1
4. Samford	17	169	9.9
5. Western Carolina	17	165	9.7
6. Mercer	17	157	9.2
7. Chattanooga	17	139	8.2
8. Wofford	17	130	7.6
9. Furman	17	125	7.4
10. The Citadel	17	116	6.8

DEFENSIVE REBOUNDS	G	No.	Avg/G
1. Western Carolina	17	484	28.5
2. Mercer	17	465	27.4
3. Chattanooga	17	446	26.2
4. VMI	17	426	25.1
5. Wofford	17	419	24.6
6. Samford	17	414	24.4
7. UNC Greensboro	17	406	23.9
8. The Citadel	17	404	23.8
ETSU	17	404	23.8
10. Furman	17	398	23.4

DEFENSIVE REB PCT.	G	D-Reb	Opp. OR	D-Reb%
1. Chattanooga	17	446	126	.780
2. Wofford	17	419	127	.767
3. Western Carolina	17	484	152	.761
4. ETSU	17	404	129	.758
5. Mercer	17	465	169	.733
6. UNC Greensboro	17	406	153	.726
7. VMI	17	426	164	.722
8. Furman	17	398	158	.716
9. The Citadel	17	404	184	.687
10. Samford	17	414	202	.672

OFFENSIVE REB PCT.	G	O-Reb	Opp. DR	O-Reb%
1. UNC Greensboro	17	211	441	.324
2. ETSU	17	180	385	.319
3. Mercer	17	157	382	.291
4. Western Carolina	17	165	412	.286
5. Samford	17	169	449	.273
6. VMI	17	172	467	.269
7. Chattanooga	17	139	418	.250
8. Wofford	17	130	413	.239
9. Furman	17	125	418	.230
10. The Citadel	17	116	481	.194

2019-20 Southern Conference  
CONFERENCE BASKETBALL STATISTICS  
Through games of Feb 28, 2020 (Conference games only)

3-POINT FG MADE	G	No.	Avg/G
1. VMI	17	165	9.7
2. Western Carolina	17	164	9.6
3. Furman	17	152	8.9
4. Chattanooga	17	149	8.8
5. Wofford	17	143	8.4
The Citadel	17	143	8.4
UNC Greensboro	17	143	8.4
8. Mercer	17	134	7.9
9. ETSU	17	114	6.7
10. Samford	17	105	6.2



2019-20 Southern Conference  
CONFERENCE BASKETBALL STATISTICS  
Through games of Feb 28, 2020 (Conference games only)

Team	Conference	Pct.	PF	PA	Overall	Pct.	PF	PA	Current unbeaten streak
ETSU	15-2	.882	73.1	64.1	15-2	.882	73.1	64.1	ETSU -- 8
Furman	14-3	.824	74.8	67.9	14-3	.824	74.8	67.9	Mercer -- 3
UNC Greensboro	13-4	.765	76.0	68.5	13-4	.765	76.0	68.5	Furman -- 2
Western Carolina	10-7	.588	79.1	77.5	10-7	.588	79.1	77.5	Western Carolina -- 2
Mercer	10-7	.588	72.2	69.6	10-7	.588	72.2	69.6	Chattanooga -- 1
Chattanooga	9-8	.529	75.3	71.2	9-8	.529	75.3	71.2	
Wofford	8-9	.471	70.9	68.4	8-9	.471	70.9	68.4	
Samford	3-14	.176	70.3	85.4	3-14	.176	70.3	85.4	
VMI	3-14	.176	69.5	74.9	3-14	.176	69.5	74.9	
The Citadel	0-17	.000	69.0	82.6	0-17	.000	69.0	82.6	

TEAM SUMMARIES	G	PF-PA	Avg score	Margin	FG-FGA	Pct.	3FG-FGA	Pct.	FT-FTA	Pct.	RebF	RebA	Margin
Chattanooga	17	1280-1210	75.3-71.2	+4.1	454-975	.466	149-420	.355	223-304	.734	585	544	+2.4
ETSU	17	1242-1090	73.1-64.1	+8.9	443-954	.464	114-356	.320	242-346	.699	584	514	+4.1
Furman	17	1271-1154	74.8-67.9	+6.9	451-951	.474	152-435	.349	217-318	.682	523	576	-3.1
Mercer	17	1227-1183	72.2-69.6	+2.6	457-975	.469	134-381	.352	179-239	.749	622	551	+4.2
Samford	17	1195-1452	70.3-85.4	-15.1	410-991	.414	105-329	.319	270-344	.785	583	651	-4.0
The Citadel	17	1173-1404	69.0-82.6	-13.6	409-978	.418	143-469	.305	212-313	.677	520	665	-8.5
UNC Greensboro	17	1292-1165	76.0-68.5	+7.5	473-1097	.431	143-446	.321	203-313	.649	617	594	+1.4
VMI	17	1181-1274	69.5-74.9	-5.5	424-1028	.412	165-508	.325	168-237	.709	598	631	-1.9
Western Carolina	17	1345-1317	79.1-77.5	+1.6	459-991	.463	164-440	.373	263-361	.729	649	564	+5.0
Wofford	17	1205-1162	70.9-68.4	+2.5	442-971	.455	143-464	.308	178-262	.679	549	540	+0.5

ATTENDANCE	Home	Average	Away	Average	Neutral	Average	Total	Average
Chattanooga	8-22631	2829	9-23024	2558	0-0	0	17-45655	2686
ETSU	8-41490	5186	9-20982	2331	0-0	0	17-62472	3675
Furman	8-21946	2743	9-24970	2774	0-0	0	17-46916	2760
Mercer	8-25015	3127	9-19851	2206	0-0	0	17-44866	2639
Samford	8-4302	538	9-20889	2321	0-0	0	17-25191	1482
The Citadel	9-11129	1237	8-23120	2890	0-0	0	17-34249	2015
UNC Greensboro	9-31097	3455	8-21343	2668	0-0	0	17-52440	3085
VMI	9-14871	1652	8-20715	2589	0-0	0	17-35586	2093
Western Carolina	9-22579	2509	8-14956	1870	0-0	0	17-37535	2208
Wofford	9-19385	2154	8-24595	3074	0-0	0	17-43980	2587
Totals	85-214445	2523	85-214445	2523	0-0	0	170-428890	2523

2019-20 Southern Conference  
INDIVIDUAL BASKETBALL STATISTICS  
Through games of Feb 28, 2020 (Conference games only)

To be ranked, a player must appear in at least 75.0% of their team's games.

SCORING								REBOUNDING							
	Cl	G	FG	3FG	FT	Pts	Avg/G		Cl	G	Off	Def	Total	Avg/G	
1. Isaiah Miller-UNCG	Jr	17	133	18	47	331	19.5	1. Carlos Dotson-WCU	Sr	16	52	125	177	11.1	
2. Djordje Dimitrijevic-MER	Sr	16	99	42	55	295	18.4	2. James Dickey-UNCG	Sr	17	51	119	170	10.0	
3. Josh Sharkey-SAM	Sr	17	98	28	84	308	18.1	3. Ethan Stair-MER	Sr	17	34	116	150	8.8	
4. Mason Faulkner-WCU	Jr	17	90	36	85	301	17.7	4. Jalen Dupree-SAM	Sr	17	44	85	129	7.6	
Jordan Lyons-FUR	Sr	17	93	47	68	301	17.7	5. Robert Allen-SAM	So	17	29	95	124	7.3	
6. Carlos Dotson-WCU	Sr	16	110	0	60	280	17.5	6. Lucas N'Guessan-ETSU	Sr	17	38	82	120	7.1	
7. Matt Ryan-UTC	Sr	17	96	48	52	292	17.2	7. Chevez Goodwin-WOF	Jr	17	39	70	109	6.4	
8. Nathan Hoover-WOF	Sr	17	97	45	50	289	17.0	8. Maciej Bender-MER	Jr	17	30	74	104	6.1	
9. Onno Steger-WCU	Sr	17	81	52	39	253	14.9	9. Kaelon Harris-CIT	Sr	16	23	74	97	6.1	
10. Ramon Vila-UTC	Jr	17	103	0	39	245	14.4	10. Mason Faulkner-WCU	Jr	17	14	88	102	6.0	
11. Robert Allen-SAM	So	17	89	19	39	236	13.9	11. Garrett Gilkeson-VMI	Sr	17	22	77	99	5.8	
12. Tray Boyd III-ETSU	Sr	17	79	42	33	233	13.7	Clay Mounce-FUR	Jr	17	26	73	99	5.8	
Noah Gurley-FUR	So	17	89	11	44	233	13.7	13. Bo Hodges-ETSU	Jr	16	15	77	92	5.8	
14. Kaelon Harris-CIT	Sr	16	73	16	54	216	13.5	14. Isaiah Miller-UNCG	Jr	17	33	59	92	5.4	
15. Chevez Goodwin-WOF	Jr	17	98	0	31	227	13.4	15. Ramon Vila-UTC	Jr	17	39	51	90	5.3	
16. David Jean-Baptiste-UTC	Jr	17	81	29	25	216	12.7	16. Matt Ryan-UTC	Sr	17	9	79	88	5.2	
17. Fletcher Abee-CIT	Fr	17	69	45	29	212	12.5	Isaiah Tisdale-ETSU	Sr	17	31	57	88	5.2	
18. Ethan Stair-MER	Sr	17	81	23	23	208	12.2	18. Jalen Slawson-FUR	So	17	28	58	86	5.1	
19. Clay Mounce-FUR	Jr	17	77	28	24	206	12.1	19. Onno Steger-WCU	Sr	17	28	53	81	4.8	
20. Travis Eeve-VMI	Fr	17	69	33	34	205	12.1	20. Noah Gurley-FUR	So	17	19	61	80	4.7	
21. Jeff Gary-MER	Jr	17	73	39	18	203	11.9								
22. Brandon Austin-SAM	Sr	16	59	32	38	188	11.8								
23. Bo Hodges-ETSU	Jr	16	72	6	37	187	11.7								
24. Garrett Gilkeson-VMI	Sr	17	61	27	48	197	11.6								
Kaiden Rice-CIT	Jr	17	66	42	23	197	11.6								
26. Mike Bothwell-FUR	So	17	65	24	33	187	11.0								
27. Jalen Dupree-SAM	Sr	17	67	3	45	182	10.7								
28. Lucas N'Guessan-ETSU	Sr	17	70	2	38	180	10.6								
29. Greg Parham-VMI	Jr	17	69	25	14	177	10.4								
30. Daivien Williamson-ETSU	So	17	61	15	39	176	10.4								

FIELD GOAL PCT						ASSISTS				
	Cl	G	FGM	FGA	Pct.		Cl	G	No.	Avg/G
1. Chevez Goodwin-WOF	Jr	17	98	142	.690	1. Mason Faulkner-WCU	Jr	17	103	6.1
2. Lucas N'Guessan-ETSU	Sr	17	70	107	.654	2. Josh Sharkey-SAM	Sr	17	96	5.6
3. Ramon Vila-UTC	Jr	17	103	165	.624	3. Tyson Batiste-CIT	Sr	17	84	4.9
4. Carlos Dotson-WCU	Sr	16	110	177	.621	4. Storm Murphy-WOF	Jr	17	71	4.2
5. James Dickey-UNCG	Sr	17	65	110	.591	5. Djordje Dimitrijevic-MER	Sr	16	63	3.9
6. Maciej Bender-MER	Jr	17	63	122	.516	6. Greg Parham-VMI	Jr	17	61	3.6
7. Noah Gurley-FUR	So	17	89	175	.509	7. Alex Hunter-FUR	Jr	17	60	3.5
8. Jalen Dupree-SAM	Sr	17	67	133	.504	8. Garrett Gilkeson-VMI	Sr	17	56	3.3
9. Clay Mounce-FUR	Jr	17	77	153	.503	9. Isaiah Tisdale-ETSU	Sr	17	51	3.0
10. Ethan Stair-MER	Sr	17	81	165	.491	10. Isaiah Miller-UNCG	Jr	17	48	2.8
11. Mike Bothwell-FUR	So	17	65	133	.489	11. David Jean-Baptiste-UTC	Jr	17	47	2.8
12. Jordan Lyons-FUR	Sr	17	93	191	.487	12. Maurice Commander-UTC	So	16	44	2.8
13. Daivien Williamson-ETSU	So	17	61	126	.484	13. Mike Bothwell-FUR	So	17	43	2.5
14. Isaiah Tisdale-ETSU	Sr	17	58	120	.483	14. Ethan Stair-MER	Sr	17	42	2.5
15. Onno Steger-WCU	Sr	17	81	170	.476	15. Daivien Williamson-ETSU	So	17	41	2.4

2019-20 Southern Conference  
INDIVIDUAL BASKETBALL STATISTICS  
Through games of Feb 28, 2020 (Conference games only)

FREE THROW PCT					
	Cl	G	FTM	FTA	Pct.
1. Matt Ryan-UTC	Sr	17	52	56	.929
2. Brandon Austin-SAM	Sr	16	38	41	.927
3. Nathan Hoover-WOF	Sr	17	50	54	.926
4. Djordje Dimitrijevic-MER	Sr	16	55	63	.873
5. Jalen Dupree-SAM	Sr	17	45	53	.849
6. Daivien Williamson-ETSU	So	17	39	46	.848
7. Malik Massey-UNCG	Sr	17	35	42	.833
8. Josh Sharkey-SAM	Sr	17	84	105	.800
9. Onno Steger-WCU	Sr	17	39	49	.796
10. Jordan Lyons-FUR	Sr	17	68	86	.791
Travis Eeve-VMI	Fr	17	34	43	.791
12. Garrett Gilkeson-VMI	Sr	17	48	62	.774
13. Mason Faulkner-WCU	Jr	17	85	110	.773
14. Kaelon Harris-CIT	Sr	16	54	76	.711
15. Ramon Vila-UTC	Jr	17	39	56	.696

STEALS				
	Cl	G	No.	Avg/G
1. Isaiah Miller-UNCG	Jr	17	56	3.3
2. Josh Sharkey-SAM	Sr	17	35	2.1
3. Bo Hodges-ETSU	Jr	16	27	1.7
4. Patrick Good-ETSU	Jr	16	23	1.4
Djordje Dimitrijevic-MER	Sr	16	23	1.4
6. Travis Eeve-VMI	Fr	17	23	1.4
Tray Boyd III-ETSU	Sr	17	23	1.4
8. Jordan Lyons-FUR	Sr	17	22	1.3
Isaiah Tisdale-ETSU	Sr	17	22	1.3
Mike Bothwell-FUR	So	17	22	1.3
11. Fletcher Abee-CIT	Fr	17	21	1.2
Ethan Stair-MER	Sr	17	21	1.2
Alex Hunter-FUR	Jr	17	21	1.2
14. Tre Clark-FUR	Jr	15	18	1.2
15. Malik Massey-UNCG	Sr	17	20	1.2
Keyshaun Langley-UNCG	Fr	17	20	1.2
David Jean-Baptiste-UTC	Jr	17	20	1.2

3-POINT FG PCT					
	Cl	G	3FG	FGA	Pct.
1. Onno Steger-WCU	Sr	17	52	111	.468
2. Jeff Gary-MER	Jr	17	39	95	.411
3. Greg Parham-VMI	Jr	17	25	63	.397
4. Travion McCray-WCU	Fr	17	17	43	.395
5. Mike Bothwell-FUR	So	17	24	61	.393
6. Jordan Lyons-FUR	Sr	17	47	120	.392
7. Brandon Austin-SAM	Sr	16	32	82	.390
8. Josh Sharkey-SAM	Sr	17	28	72	.389
9. Matt Halvorsen-WCU	Jr	17	41	106	.387
10. Djordje Dimitrijevic-MER	Sr	16	42	111	.378
11. Keyshaun Langley-UNCG	Fr	17	20	53	.377
12. Matt Ryan-UTC	Sr	17	48	128	.375
13. Angelo Allegri-UNCG	So	17	28	75	.373
14. Alex Hunter-FUR	Jr	17	32	86	.372
15. Tray Boyd III-ETSU	Sr	17	42	114	.368

3-POINT FG MADE				
	Cl	G	3FG	Avg/G
1. Onno Steger-WCU	Sr	17	52	3.1
2. Matt Ryan-UTC	Sr	17	48	2.8
3. Jordan Lyons-FUR	Sr	17	47	2.8
4. Nathan Hoover-WOF	Sr	17	45	2.6
Fletcher Abee-CIT	Fr	17	45	2.6
6. Djordje Dimitrijevic-MER	Sr	16	42	2.6
7. Tray Boyd III-ETSU	Sr	17	42	2.5
Kaiden Rice-CIT	Jr	17	42	2.5
9. Matt Halvorsen-WCU	Jr	17	41	2.4
10. Jeff Gary-MER	Jr	17	39	2.3
11. Mason Faulkner-WCU	Jr	17	36	2.1
12. Brandon Austin-SAM	Sr	16	32	2.0
13. Travis Eeve-VMI	Fr	17	33	1.9
14. Kamdyn Curfman-VMI	Fr	17	32	1.9
Alex Hunter-FUR	Jr	17	32	1.9

BLOCKED SHOTS				
	Cl	G	No.	Avg/G
1. Maciej Bender-MER	Jr	17	26	1.5
Robert Allen-SAM	So	17	26	1.5
3. James Dickey-UNCG	Sr	17	22	1.3
4. Messiah Jones-WOF	Fr	17	19	1.1
5. Jalen Slawson-FUR	So	17	18	1.1
6. Lucas N'Guessan-ETSU	Sr	17	17	1.0
7. Jalen Dupree-SAM	Sr	17	16	0.9
8. Derek Webster Jr.-CIT	Jr	16	15	0.9
9. Brady Spence-CIT	Fr	13	12	0.9
10. Chevez Goodwin-WOF	Jr	17	14	0.8
Jake Stephens-VMI	So	17	14	0.8
12. Stephen Clark-CIT	Fr	15	10	0.7
13. Mohammed Abdulsalam-UNCG	So	17	11	0.6
14. Bo Hodges-ETSU	Jr	16	10	0.6
15. Victor Bafutto-MER	So	17	9	0.5

ASSIST/TURNOVER RATIO					
	Cl	G	Ast.	T/O	Ratio
1. Isaiah Tisdale-ETSU	Sr	17	51	19	2.7
2. Alex Hunter-FUR	Jr	17	60	24	2.5
3. Garrett Gilkeson-VMI	Sr	17	56	24	2.3
4. Mason Faulkner-WCU	Jr	17	103	54	1.9
5. Storm Murphy-WOF	Jr	17	71	38	1.9
6. Greg Parham-VMI	Jr	17	61	34	1.8
7. Tyson Batiste-CIT	Sr	17	84	49	1.7
8. Djordje Dimitrijevic-MER	Sr	16	63	45	1.4
9. Josh Sharkey-SAM	Sr	17	96	107	0.9

2019-20 Southern Conference  
INDIVIDUAL BASKETBALL STATISTICS  
Through games of Feb 28, 2020 (Conference games only)

OFFENSIVE REBOUNDS	Cl	G	No.	Avg/G
1. Carlos Dotson-WCU	Sr	16	52	3.3
2. James Dickey-UNCG	Sr	17	51	3.0
3. Jalen Dupree-SAM	Sr	17	44	2.6
4. Ramon Vila-UTC	Jr	17	39	2.3
Chevez Goodwin-WOF	Jr	17	39	2.3
6. Lucas N'Guessan-ETSU	Sr	17	38	2.2
7. Ethan Stair-MER	Sr	17	34	2.0
8. Isaiah Miller-UNCG	Jr	17	33	1.9
9. Isaiah Tisdale-ETSU	Sr	17	31	1.8
10. Messiah Jones-WOF	Fr	17	30	1.8
Maciej Bender-MER	Jr	17	30	1.8
12. Robert Allen-SAM	So	17	29	1.7
13. Kaleb Hunter-UNCG	So	15	25	1.7
14. Jalen Slawson-FUR	So	17	28	1.6
Onno Steger-WCU	Sr	17	28	1.6

DEFENSIVE REBOUNDS	Cl	G	No.	Avg/G
1. Carlos Dotson-WCU	Sr	16	125	7.8
2. James Dickey-UNCG	Sr	17	119	7.0
3. Ethan Stair-MER	Sr	17	116	6.8
4. Robert Allen-SAM	So	17	95	5.6
5. Mason Faulkner-WCU	Jr	17	88	5.2
6. Jalen Dupree-SAM	Sr	17	85	5.0
7. Lucas N'Guessan-ETSU	Sr	17	82	4.8
8. Bo Hodges-ETSU	Jr	16	77	4.8
9. Matt Ryan-UTC	Sr	17	79	4.6
10. Kaelon Harris-CIT	Sr	16	74	4.6
11. Garrett Gilkeson-VMI	Sr	17	77	4.5
12. Maciej Bender-MER	Jr	17	74	4.4
13. Clay Mounce-FUR	Jr	17	73	4.3
14. Chevez Goodwin-WOF	Jr	17	70	4.1
15. Tyson Batiste-CIT	Sr	17	62	3.6

MINUTES PLAYED	Cl	G	No.	Avg/G
1. Djordje Dimitrijevic-MER	Sr	16	568	35.5
2. Nathan Hoover-WOF	Sr	17	593	34.9
3. Jordan Lyons-FUR	Sr	17	585	34.4
4. Fletcher Abee-CIT	Fr	17	576	33.9
5. Robert Allen-SAM	So	17	575	33.8
6. Garrett Gilkeson-VMI	Sr	17	571	33.6
Ethan Stair-MER	Sr	17	571	33.6
8. Mason Faulkner-WCU	Jr	17	566	33.3
9. Josh Sharkey-SAM	Sr	17	564	33.2
Isaiah Tisdale-ETSU	Sr	17	564	33.2

2019-20 Southern Conference  
Conference Team Highs  
Through games of Feb 28, 2020 (Conference games only)

TEAM HIGHS (highest totals made by)

Points	109	Western Carolina vs Samford (02/26/20)
	106	Mercer vs Samford (02/19/20)
	105	Chattanooga vs Samford (01/11/20)
	101	Furman vs Samford (01/22/20)
	98	Wofford vs UNC Greensboro (01/04/20)
Margin	40 (106-66)	Mercer vs Samford (02/19/20)
	38 (105-67)	Chattanooga vs Samford (01/11/20)
	31 (109-78)	Western Carolina vs Samford (02/26/20)
	28 (95-67)	UNC Greensboro vs Samford (02/09/20)
	25 (88-63)	ETSU vs Samford (01/15/20)
Field goals made	44	Mercer vs Samford (02/19/20)
	40	Chattanooga vs Samford (01/11/20)
	40	Western Carolina vs Samford (02/26/20)
	39	Chattanooga at The Citadel (02/19/20)
	38	Furman vs Samford (01/22/20)
Field goal attempts	85	UNC Greensboro vs Samford (02/09/20)
	78	UNC Greensboro at Wofford (01/04/20)
	76	VMI vs Western Carolina (01/08/20)
	76	Western Carolina vs Samford (02/26/20)
	74	UNC Greensboro at The Citadel (01/15/20)
Field goal percentage	.643 (27-42)	Mercer at ETSU (01/29/20)
	.611 (44-72)	Mercer vs Samford (02/19/20)
	.600 (27-45)	Chattanooga at Wofford (02/08/20)
	.580 (29-50)	Wofford vs Chattanooga (02/08/20)
	.571 (28-49)	Furman at VMI (01/01/20)
3-Pt FG made	.571 (28-49)	Furman vs Mercer (02/05/20)
	17	Chattanooga vs Samford (01/11/20)
	17	Furman vs Samford (01/22/20)
	16	VMI vs Samford (01/04/20)
	15	Western Carolina at The Citadel (01/04/20)
3-Pt FG attempts	15	The Citadel at Western Carolina (02/22/20)
	15	Western Carolina vs Samford (02/26/20)
	45	UNC Greensboro at Wofford (01/04/20)
	40	VMI vs UNC Greensboro (02/22/20)
	39	Furman vs Samford (01/22/20)
3-Pt percentage	39	VMI vs Mercer (01/25/20)
	39	UNC Greensboro at Western Carolina (01/29/20)
	.600 (12-20)	Samford vs ETSU (02/22/20)
	.600 (6-10)	Mercer at UNC Greensboro (01/01/20)
	.563 (9-16)	ETSU vs UNC Greensboro (02/01/20)
Free throws made	.548 (17-31)	Chattanooga vs Samford (01/11/20)
	.542 (13-24)	Furman at VMI (01/01/20)
	31	ETSU at VMI (02/15/20)
	26	ETSU at UNC Greensboro (01/08/20)
	26	Western Carolina vs Mercer (01/11/20)
Free throw attempts	26	Wofford at VMI (02/05/20)
	25	Samford vs Mercer (01/18/20)
	43	Wofford at VMI (02/05/20)
	35	Western Carolina vs Mercer (01/11/20)
	35	ETSU at VMI (02/15/20)
Free throw percentage	35	Chattanooga at VMI (02/26/20)
	33	ETSU at UNC Greensboro (01/08/20)
	33	UNC Greensboro vs Wofford (02/19/20)
	1.000 (13-13)	The Citadel at Western Carolina (02/22/20)

	1.000	(6-6)	Wofford at Samford (01/08/20)
	1.000	(5-5)	VMI vs Samford (01/04/20)
	1.000	(4-4)	Chattanooga vs Wofford (01/15/20)
	1.000	(2-2)	Chattanooga at The Citadel (02/19/20)
Rebounds	52		Mercer at The Citadel (02/26/20)
	52		Western Carolina vs Samford (02/26/20)
	49		UNC Greensboro at VMI (02/22/20)
	48		UNC Greensboro vs Samford (02/09/20)
	47		Western Carolina at VMI (01/08/20)
Assists	30		Furman vs Samford (01/22/20)
	30		Mercer vs Samford (02/19/20)
	28		Chattanooga vs Samford (01/11/20)
	28		Western Carolina vs Samford (02/26/20)
	26		Chattanooga at Samford (01/29/20)
Steals	17		UNC Greensboro vs Mercer (01/01/20)
	17		UNC Greensboro at The Citadel (01/15/20)
	16		UNC Greensboro at Furman (01/11/20)
	13		ETSU at Furman (01/04/20)
	13		Furman at The Citadel (01/25/20)
	13		UNC Greensboro vs The Citadel (02/05/20)
	13		UNC Greensboro vs Samford (02/09/20)
Blocked shots	9		UNC Greensboro vs Western Carolina (02/12/20)
	7		Mercer at Samford (01/18/20)
	7		UNC Greensboro vs Samford (02/09/20)
	7		Samford vs ETSU (02/22/20)
	7		The Citadel vs Mercer (02/26/20)
Turnovers	32		The Citadel vs UNC Greensboro (01/15/20)
	24		Mercer at UNC Greensboro (01/01/20)
	24		Samford at UNC Greensboro (02/09/20)
	21		Samford at Furman (01/22/20)
	21		The Citadel vs Furman (01/25/20)
	21		The Citadel at UNC Greensboro (02/05/20)
	21		Mercer vs UNC Greensboro (02/15/20)
Fouls	28		UNC Greensboro vs ETSU (01/08/20)
	28		VMI vs ETSU (02/15/20)
	27		VMI vs Wofford (02/05/20)
	25		The Citadel at Samford (01/01/20)
	25		Mercer at Western Carolina (01/11/20)
	25		The Citadel at Wofford (01/11/20)
	25		Mercer vs ETSU (02/08/20)

2019-20 Southern Conference  
Conference Individual Highs  
Through games of Feb 28, 2020 (Conference games only)

INDIVIDUAL PLAYER GAME HIGHS

Points	40	Jordan Lyons (Furman) at VMI (01/01/20)
	36	Greg Parham (VMI) at The Citadel (02/08/20)
	35	Josh Sharkey (Samford) vs Chattanooga (01/29/20)
	34	Djordje Dimitrijevic (Mercer) at Western Carolina (01/11/20)
	33	Jordan Lyons (Furman) at Western Carolina (02/08/20)
Field goals made	14	Josh Sharkey (Samford) vs Chattanooga (01/29/20)
	13	Jeromy Rodriguez (ETSU) at The Citadel (12/04/19)
	13	Isaiah Miller (UNC Greensboro) vs Mercer (01/01/20)
	13	Greg Parham (VMI) at The Citadel (02/08/20)
	12	Mike Bothwell (Furman) at Chattanooga (01/08/20)
	12	Isaiah Miller (UNC Greensboro) vs Chattanooga (01/18/20)
	12	Bo Hodges (ETSU) vs Chattanooga (01/25/20)
	12	Carlos Dotson (Western Carolina) at Wofford (02/15/20)
	12	Jeff Gary (Mercer) vs Samford (02/19/20)
Field goal attempts	25	Isaiah Miller (UNC Greensboro) vs Mercer (01/01/20)
	25	Isaiah Miller (UNC Greensboro) at Mercer (02/15/20)
	25	Nathan Hoover (Wofford) at UNC Greensboro (02/19/20)
	24	Josh Sharkey (Samford) vs Chattanooga (01/29/20)
	23	Isaiah Miller (UNC Greensboro) at Wofford (01/04/20)
	23	Isaiah Miller (UNC Greensboro) vs Chattanooga (01/18/20)
Field goal percentage	.929 (13-14)	Greg Parham (VMI) at The Citadel (02/08/20)
	.917 (11-12)	Chevez Goodwin (Wofford) at The Citadel (01/29/20)
	.909 (10-11)	Carlos Dotson (Western Carolina) vs Chattanooga (12/03/19)
	.909 (10-11)	James Glisson III (Mercer) vs Samford (02/19/20)
	.900 (9-10)	Ramon Vila (Chattanooga) vs VMI (02/12/20)
3-Pt FG made	10	Jordan Lyons (Furman) at VMI (01/01/20)
	8	Onno Steger (Western Carolina) at The Citadel (01/04/20)
	8	Jeff Gary (Mercer) vs Samford (02/19/20)
	7	Onno Steger (Western Carolina) vs Furman (02/08/20)
	7	Matt Ryan (Chattanooga) at The Citadel (02/19/20)
	7	Fletcher Abee (The Citadel) at Western Carolina (02/22/20)
	7	Onno Steger (Western Carolina) vs Samford (02/26/20)
3-Pt FG attempts	14	Fletcher Abee (The Citadel) at Western Carolina (02/22/20)
	13	Angelo Allegri (UNC Greensboro) at Wofford (01/04/20)
	13	Matt Ryan (Chattanooga) at Samford (01/29/20)
	13	Nathan Hoover (Wofford) at UNC Greensboro (02/19/20)
	12	Jordan Lyons (Furman) at VMI (01/01/20)
	12	Onno Steger (Western Carolina) at The Citadel (01/04/20)
	12	Jordan Lyons (Furman) vs Samford (01/22/20)
	12	Fletcher Abee (The Citadel) vs Furman (01/25/20)
	12	Onno Steger (Western Carolina) vs Furman (02/08/20)
	12	Matt Ryan (Chattanooga) at The Citadel (02/19/20)
3-Pt percentage	1.000 (6-6)	Greg Parham (VMI) at The Citadel (02/08/20)
	1.000 (5-5)	Stefan Kenic (Chattanooga) vs Samford (01/11/20)
	.857 (6-7)	Matt Ryan (Chattanooga) vs Samford (01/11/20)
	.833 (10-12)	Jordan Lyons (Furman) at VMI (01/01/20)
	.800 (8-10)	Jeff Gary (Mercer) vs Samford (02/19/20)
Free throws made	12	Mason Faulkner (Western Carolina) vs Chattanooga (12/03/19)
	12	Djordje Dimitrijevic (Mercer) at Western Carolina (01/11/20)
	12	Josh Sharkey (Samford) at Western Carolina (02/26/20)
	11	Chevez Goodwin (Wofford) at VMI (02/05/20)
	11	Daivien Williamson (ETSU) at VMI (02/15/20)
Free throw attempts	20	Chevez Goodwin (Wofford) at VMI (02/05/20)
	16	Mason Faulkner (Western Carolina) vs Chattanooga (12/03/19)
	15	Noah Gurley (Furman) vs UNC Greensboro (01/11/20)

	15	Carlos Dotson (Western Carolina) at UNC Greensboro (02/12/20)
	15	Josh Sharkey (Samford) at Western Carolina (02/26/20)
Free throw percentage	1.000 (11-11)	Daivien Williamson (ETSU) at VMI (02/15/20)
	1.000 (10-10)	Nathan Hoover (Wofford) at Western Carolina (01/25/20)
	1.000 (9-9)	Garrett Gilkeson (VMI) vs Western Carolina (01/08/20)
	1.000 (9-9)	Nathan Hoover (Wofford) vs The Citadel (01/11/20)
	1.000 (9-9)	Matt Ryan (Chattanooga) at Samford (01/29/20)
	1.000 (9-9)	Brandon Austin (Samford) vs Furman (02/12/20)
	1.000 (8-8)	Jordan Lyons (Furman) at VMI (01/01/20)
	1.000 (8-8)	Eddie Davis III (The Citadel) at VMI (01/18/20)
	1.000 (8-8)	Jalen Dupree (Samford) vs Western Carolina (02/05/20)
	1.000 (8-8)	Matt Ryan (Chattanooga) at Wofford (02/08/20)
	1.000 (8-8)	Stefan Kenic (Chattanooga) vs VMI (02/12/20)
	1.000 (8-8)	Mason Faulkner (Western Carolina) vs VMI (02/19/20)
	1.000 (8-8)	Kamar Robertson (Mercer) at Chattanooga (02/22/20)
Rebounds	23	Ethan Stair (Mercer) at The Citadel (02/26/20)
	20	James Dickey (UNC Greensboro) at Mercer (02/15/20)
	16	Jeromy Rodriguez (ETSU) at The Citadel (12/04/19)
	16	James Dickey (UNC Greensboro) vs Samford (02/09/20)
	15	Ethan Stair (Mercer) at ETSU (01/29/20)
	15	Lucas N'Guessan (ETSU) at Samford (02/22/20)
Assists	12	Mason Faulkner (Western Carolina) vs Samford (02/26/20)
	10	Djordje Dimitrijevic (Mercer) vs Furman (12/20/19)
	10	Mason Faulkner (Western Carolina) at The Citadel (01/04/20)
	10	Josh Sharkey (Samford) at VMI (01/04/20)
	10	Mason Faulkner (Western Carolina) at Furman (01/15/20)
	10	Daivien Williamson (ETSU) at Chattanooga (02/05/20)
	10	Djordje Dimitrijevic (Mercer) vs Samford (02/19/20)
Steals	9	Isaiah Miller (UNC Greensboro) vs Mercer (01/01/20)
	6	Isaiah Miller (UNC Greensboro) at Furman (01/11/20)
	5	Sean Conway (VMI) vs Furman (01/01/20)
	5	Josh Sharkey (Samford) at Chattanooga (01/11/20)
	5	Bo Hodges (ETSU) vs Chattanooga (01/25/20)
Blocked shots	5	Mohammed Abdulsalam (UNC Greensboro) vs Western Carolina (02/12/20)
	5	Robert Allen (Samford) vs ETSU (02/22/20)
	4	Maciej Bender (Mercer) vs Furman (12/20/19)
	4	Chevez Goodwin (Wofford) vs The Citadel (01/11/20)
	4	Derek Webster Jr. (The Citadel) vs VMI (02/08/20)
	4	Kyrin Galloway (UNC Greensboro) vs Samford (02/09/20)
	4	Maciej Bender (Mercer) vs Samford (02/19/20)
	4	Jake Stephens (VMI) at Western Carolina (02/19/20)
Turnovers	10	Josh Sharkey (Samford) at The Citadel (02/15/20)
	9	Josh Sharkey (Samford) vs UNC Greensboro (01/25/20)
	8	Josh Sharkey (Samford) vs The Citadel (01/01/20)
	8	Josh Sharkey (Samford) at Furman (01/22/20)
	7	Mason Faulkner (Western Carolina) at VMI (01/08/20)
	7	Tyson Batiste (The Citadel) vs UNC Greensboro (01/15/20)
	7	Josh Sharkey (Samford) at ETSU (01/15/20)
	7	Josh Sharkey (Samford) at Wofford (02/01/20)
	7	Josh Sharkey (Samford) at UNC Greensboro (02/09/20)
	7	Robert Allen (Samford) at UNC Greensboro (02/09/20)
	7	Josh Sharkey (Samford) vs Furman (02/12/20)
	7	Josh Sharkey (Samford) at Western Carolina (02/26/20)