



SOUTHERN CONFERENCE MEN'S BASKETBALL 2019-20

702 North Pine Street, Spartanburg, SC 29303 • 864-591-5100 • Fax: 864-591-3448

Phil Perry, Assistant Commissioner for Media Relations (MBK contact)

facebook.com/SouthernConference • twitter.com/SoConSports • instagram.com/SouthernConference

2019-20 SOUTHERN CONFERENCE BASKETBALL STANDINGS

	Conference					Overall					
	W-L	Pct.	H	A	ST	W-L	Pct.	H	A	N	ST
ETSU	2-0	1.000	1-0	1-0	W2	13-2	0.867	9-0	4-2	0-0	W5
Furman	2-0	1.000	0-0	2-0	W2	12-3	0.800	6-0	5-3	1-0	W5
UNCG	2-0	1.000	2-0	0-0	W2	12-3	0.800	9-2	3-1	0-0	W4
Western Carolina	1-0	1.000	1-0	0-0	W1	9-3	0.750	6-0	3-3	0-0	W2
Samford	1-0	1.000	1-0	0-0	W1	7-8	0.467	6-1	1-7	0-0	W1
Chattanooga	0-1	0.000	0-0	0-1	L1	9-5	0.643	5-0	2-5	2-0	W3
Wofford	0-1	0.000	0-0	0-1	L1	8-6	0.571	5-1	3-5	0-0	L1
The Citadel	0-2	0.000	0-1	0-1	L2	6-7	0.462	3-3	3-4	0-0	L2
Mercer	0-2	0.000	0-1	0-1	L2	6-9	0.400	4-3	2-4	0-2	L1
VMI	0-2	0.000	0-1	0-1	L2	5-10	0.333	4-3	0-6	1-1	L3

NOTES

• All 10 Southern Conference teams are in action on the same day for the first time this season with Saturday's full slate of conference play, highlighted by ETSU visiting Furman in a battle of league leaders and a SoCon title game rematch between Wofford and UNC Greensboro.

• The Bucs and Paladins enter Saturday's contest tied with UNCG atop the standings at 2-0 in SoCon play. ETSU snapped Wofford's 18-game SoCon win streak with its 49-48 win on Wednesday, while Furman got 40 points from Jordan Lyons in an 89-73 win at VMI. ETSU and Furman split last season's meetings, each winning at home.

• The battle will feature a pair of teams ranked in the top 10 of CollegeInsider.com's Mid-Major Top 25, as ETSU is ranked fifth and Furman ninth.

• At 13-2 overall, ETSU, which is receiving votes in the Associated Press Top 25, is off to its best start to a season since the 1990-91 squad opened 14-1.

• Lyons was 11-for-15 from the floor, 10-for-12 from 3-point range and 8-for-8 from the free-throw line to lead the Paladins on Wednesday. His 40 points were the most for a Furman player since he scored 54 against North Greenville last season and his 10 triples are tied for sixth-most in a game in SoCon history. Lyons shares the SoCon and NCAA records of 15, which he also accomplished against NGU.

• UNCG, ranked seventh in the mid-major poll, visits defending SoCon champion Wofford on Saturday in the Ingles SoCon Game of the Week. Those squads met in the title game of last season's Ingles SoCon Championship presented by General Shale, with the Terriers earning the 70-58 win to capture their third title in six seasons.

• UNCG's Isaiah Miller had a school-record nine steals to go with a career-best 31 points in a 72-63 win over Mercer on Wednesday. The nine steals tie for sixth in a game in SoCon history.

• The Citadel hosts Western Carolina on Saturday in a showdown of the top two scoring teams in the SoCon. The Bulldogs rank fifth in Division I at 83.8 points per game, while the Catamounts rank 18th at 81.2.

• Chattanooga, which visits Mercer on Saturday, is away from home for the 10th time in 15 contests this season. The Mocs, who are 5-0 at home, are 2-5 in true road games and 2-0 on neutral courts.

• VMI freshman Kamdyn Curfman has hit at least one 3-pointer in all 15 games of his career so far and leads the SoCon in 3s made with 47. Curfman has hit at least two 3s in 13 contests, including a season-high five three times. As a team, the Keydets are second in DI at 11.3 made 3s per game and 170 total.

• Western Carolina redshirt junior guard Mason Faulkner leads the SoCon in scoring at 18.6 points per game, while Mercer redshirt senior guard Ethan Stair leads the SoCon in rebounding at 9.4 per game.

• Samford's Josh Sharkey leads Division I with 9.2 assists per game and 3.50 steals per game, while Wofford's Storm Murphy leads the nation in 3-point field-goal percentage (53.1).

UPCOMING SCHEDULE (ALL TIMES EASTERN)

Jan. 4 (Saturday)

- *Western Carolina at The Citadel, 1 p.m. ESPN+
- *Samford at VMI, 1 p.m. ESPN+
- *ETSU at Furman, 4 p.m. ESPN3
- *Chattanooga at Mercer, 4:30 p.m. ESPN3
- *UNCG at Wofford, 7 p.m. Nexstar/ESPN+

Ingles SoCon Game of the Week Nexstar affiliates

- WGHP (High Point)
- WMUB (Macon)
- WWCW (Lynchburg/Roanoke)
- WYCW (Greenville/Spartanburg/Asheville)

Jan. 8 (Wednesday)

- *ETSU at UNCG, 7 p.m. ESPN+
- *Furman at Chattanooga, 7 p.m. ESPN+
- *Western Carolina at VMI, 7 p.m. ESPN3
- *Wofford at Samford, 7:30 p.m. ESPN+

Jan. 11 (Saturday)

- *Samford at Chattanooga, 2 p.m. ESPN3
- *VMI at ETSU, 4 p.m. Nexstar/ESPN3
- *Mercer at Western Carolina, 5 p.m. ESPN+
- *UNCG at Furman, 7 p.m. ESPN3
(Bon Secours Wellness Arena; Greenville, S.C.)
- *The Citadel at Wofford, 7 p.m. ESPN3

Ingles SoCon Game of the Week Nexstar affiliates

- EJHL (Tri-Cities)
- WMUB (Macon)
- WWCW (Lynchburg/Roanoke)
- WYCW (Greenville/Spartanburg/Asheville)

Jan. 15 (Wednesday)

- *UNCG at The Citadel, 7 p.m. ESPN+
- *Samford at ETSU, 7 p.m. ESPN+
- *Western Carolina at Furman, 7 p.m. ESPN+
- *VMI at Mercer, 7 p.m. ESPN+
- *Wofford at Chattanooga, 7 p.m. ESPN+

Jan. 17 (Friday)

- *Furman at Wofford, 7 p.m. ESPNU

SoCon PLAYER OF THE WEEK (12/24)

PRESENTED BY **GEICO**

**Jeremy Rodriguez, F, R-Sr.
ETSU**

Rodriguez nearly averaged a double-double on the week, scoring 13.0 points and pulling down 9.0 rebounds per contest. He shot 62.5 percent (10-for-16) from the floor and averaged 3.5 assists per game.

The forward from Santiago, Dominican Republic, opened his week Wednesday with 12 points, a team-best 10 rebounds and five assists in ETSU's 74-63 win at LSU, which was the Bucs' third over a Power 5 opponent in the Steve Forbes era. ETSU held the Tigers 22 points below their season average in snapping LSU's 19-game nonconference home winning streak. Rodriguez was 6-for-9 from the field.

Three days later, Rodriguez scored 14 points and grabbed a team-high eight rebounds in ETSU's 80-55 home win over Cleveland State, going 4-for-7 from the floor and 6-for-6 from the free-throw line. The win pushed the Bucs' record to 11-2, giving them their best start to a season since the 1990-91 squad opened 14-1.



CONFERENCE NEWS AND NOTES

• With its 96-94, double-overtime win over Jacksonville on Nov. 21, Western Carolina became one of just 10 Division I schools to erase a 22-point second-half deficit and the only team to do it with under nine minutes remaining in regulation.

• Wofford (30), UNCG (29) and Furman (25) all set school records for wins last season. The Terriers became just the third team to record 30 wins in league history, joining the 1945-46 North Carolina squad and the 1950-51 NC State team.

• ETSU notched 24 wins last season to give the SoCon four teams with 20 wins for the third straight season. The Bucs have reached 20 wins for four straight seasons, becoming the first SoCon team to post four consecutive 20-win seasons since Davidson turned in five straight from 2004-09. ETSU's 100 wins in the last four seasons are a school record over a four-year span.

• Four Southern Conference teams – ETSU, Furman, UNCG and Wofford – earned postseason invites last season, giving the league multiple teams in postseason play for the 11th consecutive year. It marked the ninth time in the last 11 seasons with at least three SoCon teams in postseason play. SoCon regular-season and tournament champion Wofford earned its first-ever NCAA tournament win with a victory over Seton Hall in the first round. UNCG was the No. 1 seed in the NIT and advanced to the second round, while Furman joined the Spartans in the NIT. ETSU hosted a Colleg Insider.com Postseason Tournament contest.

• As a league, the SoCon finished 12th in the final NET rankings last year. Four teams finished in the top 100 in Wofford (14), Furman (58), UNCG (68) and ETSU (90). The first NET rankings this season will be released Dec. 16.

• Wofford entered the 2019-20 campaign riding an 18-game winning streak in regular-season league games after going 18-0 in SoCon play last season. The Terriers posted an overall 21-game winning streak last season that spanned from Dec. 29 to March 21. The streak ended in the second round of the NCAA Championship against No. 2 seed Kentucky.

• Fifth-year ETSU coach Steve Forbes is third in SoCon history in career wins per season, as he has averaged 25.0 in his first four campaigns with the Bucs. Forbes led ETSU to 24 wins in 2015-16, 27 in 2016-17, 25 in 2017-18 and 24 last year. Third-year Furman coach Bob Richey is fifth on that list with an average of 24.0 wins per game, as he led the Paladins to 23 wins in his first season and 25 last year.

• Furman and Wofford appeared in the Associated Press Top 25, each for the first time, last season, giving the SoCon two different ranked teams in a season for the first time since the 1959-60 season.

• SoCon players set two NCAA records last season, with Wofford's Fletcher Magee finishing his career with a Division I-record 509 career 3-pointers and Furman's Jordan Lyons matching the NCAA single-game mark with 15 3-pointers against North Greenville on Nov. 15. Lyons had 54 points in that contest, tied for 10th in a game in league history.

MID-MAJOR TOP 25 (DEC. 30)

The Southern Conference has three teams ranked in the Colleg Insider.com Mid-Major Top 25 poll.

Colleg Insider.com Mid-Major Top 25

Rank	School (1st-place)	Record	Points	LW	Conf.
1.	Gonzaga (31)	13-1	775	1	West Coast
2.	Liberty	14-1	709	2	ASUN
3.	Saint Mary's	13-2	701	4	West Coast
4.	Northern Iowa	11-1	697	3	Missouri Valley
5.	ETSU	12-2	637	5	Southern
6.	Yale	10-3	594	6	Ivy League
7.	UNCG	11-3	567	7	Southern
8.	Stephen F. Austin	11-2	538	8	Southern
9.	Furman	11-3	495	9	Southern
10.	BYU	11-4	463	11	West Coast
11.	Kent State	10-2	462	10	Mid-American
12.	Belmont	9-4	416	12	Ohio Valley
13.	Wright State	11-3	378	13	Horizon
14.	Harvard	9-4	350	14	Ivy League
15.	Santa Clara	13-2	310	15	West Coast
16.	San Francisco	11-3	293	21	West Coast
17.	Vermont	8-5	240	16	America East
18.	Delaware	11-3	221	17	Colonial
19.	Bowling Green	8-4	179	18	Mid-American
20.	Colgate	9-4	134	20	Patriot
21.	Penn	6-4	116	22	Ivy League
22.	Drake	10-3	79	NR	Missouri Valley
23.	Buffalo	8-4	77	23	Mid-American
24.	Hofstra	11-4	75	NR	Colonial
25.	New Mexico State	9-6	54	NR	WAC

OTHERS RECEIVING VOTES: Toledo 46, Akron 43, Northern Kentucky 37, Evansville 36, UCSB 35, Arkansas State 34, Pacific 29, Hofstra 21, Southern Utah 24, Eastern Michigan 21, Loyola 20, Georgia State 18, Bradley 16, Eastern Washington 11, Montana State 11, Sacramento State 10, **Western Carolina 10**, Indiana State 9, Ball State 7, UC Irvine 6, **Wofford 6**, Murray State 5, North Dakota State 5, Sam Houston State 5, Bryant 4, Rider 3, Cal Baptist 1, St. Francis (Pa.) 1.

Did you know?

• ETSU's win at LSU on Dec. 18, coupled with Wofford's 68-64 win over then-No. 17 North Carolina on Dec. 14, gave the SoCon two wins over Power 5 schools in the span of four days, a feat the league has now accomplished twice in three seasons. In 2017, UNCG beat NC State 81-76 on Dec. 16, followed by Wofford defeating No. 5 North Carolina 79-75 on Dec. 20.

• Western Carolina guard Mason Faulkner's triple-double against North Carolina A&T on Nov. 12 (13 points, 10 rebounds, 10 assists) was the first by a SoCon player since Chattanooga's Keegan Bell went for 12 points, 10 boards and 10 assists at College of Charleston on Dec. 3, 2011.

• Southern Conference Commissioner Jim Schaus has a familial connection to the Southern Conference, as his father, former Los Angeles Lakers coach Fred Schaus, was the men's basketball coach at West Virginia from 1954-60, earning SoCon Coach of the Year honors four times in that six-year span and still ranking in the top 20 in career wins by a league coach.

SOCON COACHING RECORDS

Coach, school	Career (yrs.)	School (yrs.)	SoCon (yrs.)
Duggar Baucom, The Citadel	239-267 (17th)	51-89 (5th)	23-70 (6th)
Steve Forbes, ETSU	279-101 (12th)	113-41 (5th)	57-17 (5th)
Bob Richey, Furman	60-22 (3rd)	Same	28-10 (3rd)
Greg Gary, Mercer	22-53 (3rd)	6-9 (1st)	0-2 (1st)
Wes Miller, UNCG	153-120 (9th)	Same	85-56 (9th)
Scott Padgett, Samford	81-100 (6th)	Same	31-60 (6th)
Lamont Paris, Chattanooga	31-48 (3rd)	Same	10-27 (3rd)
Dan Earl, VMI	40-97 (5th)	Same	15-59 (5th)
Mark Prosser, Western Carolina	21-51 (3rd)	16-28 (2nd)	5-14 (2nd)
Jay McAuley, Wofford	8-6 (1st)	Same	0-1 (1st)

SOCON PLAYERS OF THE WEEK

PRESENTED BY **GEICO**

Nov. 12.....	Kaleb Hunter, So., G, UNCG
Nov. 19.....	Mason Faulkner, R-Jr., G, WCU
Nov. 26.....	Mason Faulkner, R-Jr., G, WCU
Dec. 3.....	Clay Mounce, Jr., F, FUR
Dec. 10.....	Carlos Dotson, Sr., F, WCU
Dec. 17.....	Ethan Stair, R-Sr., G, MER
Dec. 24.....	Jeromy Rodriguez, R-Sr., F, ETSU
Jan. 7.....	
Jan. 14.....	
Jan. 21.....	
Jan. 28.....	
Feb. 4.....	
Feb. 11.....	
Feb. 18.....	
Feb. 25.....	

SOCON PLAYERS OF THE MONTH

November.....	Ethan Stair, R-Sr., G, MER
December.....	
January.....	
February.....	

NATIONAL/REGIONAL RECOGNITION

Lou Henson Award watch list

Jeromy Rodriguez, R-Sr., F, ETSU
Jordan Lyons, Sr., G, Furman
Isaiah Miller, Jr., G, UNCG

Lou Henson Award National Player of the Week

Mason Faulkner, R-Jr., G, WCU Nov. 25, 2019

Preseason predictions

ETSU is the preseason favorite to win the 2019-20 Southern Conference men's basketball title in polling of the league's 10 men's basketball coaches and media. UNC Greensboro junior guard Isaiah Miller is the coaches' pick for preseason player of the year.

Preseason Player of the Year

Isaiah Miller, Jr., G, UNCG

Preseason All-Southern Conference Team

Bo Hodges, Jr., G, ETSU
Jeromy Rodriguez, R-Sr., F, ETSU
Daivien Williamson, So., G, ETSU
Jordan Lyons, Sr., G, Furman
Ross Cummings, Sr., G, Mercer
James Dickey, R-Sr., F, UNCG
Isaiah Miller, Jr., G, UNCG
Josh Sharkey, Sr., G, Samford
Carlos Dotson, Sr., F, Western Carolina
Nathan Hoover, Sr., G, Wofford

Coaches poll		Media poll	
Team (1st)	Total	Team (1st)	Total
1. ETSU (8)	80	1. ETSU (20)	286
2. UNCG (2)	74	2. UNCG (6)	264
3. Furman	61	3. Furman (4)	245
4. Wofford	52	4. Wofford	216
5. Samford	48	5. Samford	169
6. Chattanooga	41	6. Chattanooga	128
7. Western Carolina	38	7. Western Carolina	117
8. Mercer	29	8. Mercer	115
9. The Citadel	16	9. The Citadel	70
10. VMI	11	10. VMI	40

SPECIALTY STATS LEADERS

40-point games	Ovr.	SoCon
Jordan Lyons, FUR.....	1	1

30-point games	Ovr.	SoCon
Kaiden Rice, CIT.....	1	1
Jordan Lyons, FUR.....	2	1
Isaiah Miller, UNCG.....	1	1
Mason Faulkner, WCU.....	1	1

20-point games	Ovr.	SoCon
Mason Faulkner, WCU.....	6	1
Isaiah Miller, UNCG.....	6	2
Jordan Lyons, FUR.....	5	2
Josh Sharkey, SAM.....	5	1
Kaiden Rice, CIT.....	4	1
Tray Boyd III, ETSU.....	4	1
Ethan Stair, MER.....	4	0
Brandon Austin, SAM.....	4	0
Travis Eevee, VMI.....	4	0
Noah Gurley, FUR.....	3	0
Matt Ryan, UTC.....	3	0
Kaelon Harris, CIT.....	2	0
Bo Hodges, ETSU.....	2	0
Mike Bothwell, FUR.....	2	0
Clay Mounce, FUR.....	2	0
Djordje Dimitrijevic, MER.....	2	0
Nathan Hoover, WOF.....	2	0
Storm Murphy, WOF.....	2	0
Fletcher Abee, CIT.....	1	0
Hayden Brown, CIT.....	1	0
Rudy Fitzgibbons III, CIT.....	1	0
Patrick Good, ETSU.....	1	0
Jeremy Rodriguez, ETSU.....	1	1
Daivien Williamson, ETSU.....	1	0
Kaleb Hunter, UNCG.....	1	0
Robert Allen, SAM.....	1	0
Jalen Dupree, SAM.....	1	0
Deandre Thomas, SAM.....	1	0
David Jean-Baptiste, UTC.....	1	0
Kamdyn Curfman, VMI.....	1	0
Garrett Gilkeson, VMI.....	1	1
Greg Parham, VMI.....	1	0
Carlos Dotson, WCU.....	1	1
Marcus Thomas, WCU.....	1	0
Isaiah Bigelow, WOF.....	1	0

15-rebound games	Ovr.	SoCon
Jeremy Rodriguez, ETSU.....	1	1
Ethan Stair, MER.....	1	0
Tyler Creammer, VMI.....	1	0
Carlos Dotson, WCU.....	1	0

10-rebound games	Ovr.	SoCon
Ethan Stair, MER.....	7	0
Kaelon Harris, CIT.....	6	0
Jeremy Rodriguez, ETSU.....	5	1
Carlos Dotson, WCU.....	5	1
James Dickey, UNCG.....	4	1
Clay Mounce, FUR.....	3	1
Robert Allen, SAM.....	3	1
Eddie Davis III, CIT.....	2	0
Jalen Slawson, FUR.....	2	1
Maciej Bender, MER.....	2	1
Kaleb Hunter, UNCG.....	2	0
Jalen Dupree, SAM.....	2	0
Mason Faulkner, WCU.....	2	0
Brady Spence, CIT.....	1	0

Donnie Paterson, ETSU.....	1	0
Noah Gurley, FUR.....	1	0
Victor Bafutto, MER.....	1	0
Djordje Dimitrijevic, MER.....	1	0
Brandon Austin, SAM.....	1	0
Rod Johnson, UTC.....	1	0
Ramon Vila, UTC.....	1	0
Tyler Creammer, VMI.....	1	0
Jake Stephens, VMI.....	1	0
Chevez Goodwin, WOF.....	1	0

15-assist games	Ovr.	SoCon
Josh Sharkey, SAM.....	2	0

10-assist games	Ovr.	SoCon
Josh Sharkey, SAM.....	4	0
Tyson Batiste, CIT.....	1	0
Djordje Dimitrijevic, MER.....	1	1
Mason Faulkner, WCU.....	1	0

5-block games	Ovr.	SoCon
----------------------	-------------	--------------

Double-doubles	Ovr.	SoCon
Ethan Stair, MER.....	7	0
Kaelon Harris, CIT.....	5	0
Carlos Dotson, WCU.....	5	1
Jeremy Rodriguez, ETSU.....	4	1
Clay Mounce, FUR.....	3	1
Robert Allen, SAM.....	3	1
Eddie Davis III, CIT.....	2	0
Maciej Bender, MER.....	2	1
Kaleb Hunter, UNCG.....	2	0
Jalen Dupree, SAM.....	2	0
Josh Sharkey, SAM*.....	2	0
Mason Faulkner, WCU.....	2	0
Brady Spence, CIT.....	1	0
Noah Gurley, FUR.....	1	0
Jalen Slawson, FUR.....	1	1
Victor Bafutto, MER.....	1	0
Djordje Dimitrijevic, MER.....	1	0
James Dickey, UNCG.....	1	0
Rod Johnson, UTC.....	1	0
Tyler Creammer, VMI.....	1	0
Chevez Goodwin, WOF.....	1	0

* points/assists

20/15 games	Ovr.	SoCon
Jeremy Rodriguez, ETSU.....	1	1

20/10 games	Ovr.	SoCon
Kaelon Harris, CIT.....	2	0
Ethan Stair, MER.....	2	0
Jeremy Rodriguez, ETSU.....	1	1
Carlos Dotson, WCU.....	1	1

Triple-doubles	Ovr.	SoCon
Mason Faulkner, WCU.....	1	0

3-POINTER STREAKS

Eight SoCon student-athletes have streaks of at least 10 games with a made 3-pointer, led by Samford's Brandon Austin's 17-game streak that dates back to last season.

Consecutive games with a 3-pointer

Player, school	'19-20	'18-19	Total
Brandon Austin, SAM, R-Sr.	15	2	17
Kamdyn Curfman, VMI, Fr.	15	x	15
Clay Mounce, FUR, Jr.	14	x	14
Ross Cummings, MER, Sr.	6	7	13
Djordje Dimitrijevic, MER, Sr.	13	x	13
Alex Hunter, FUR, Jr.	13	x	13
Kaiden Rice, CIT, Jr.	12	x	12
Matt Halvorsen, WCU, Jr.	11	x	11

THE SOCON VS. RANKED TEAMS

Wofford's 68-64 win at No. 17 North Carolina on Sunday is the Southern Conference's third road win over a top-25 team in as many seasons and the Terriers' second over a ranked UNC squad in the last three seasons.

Last season, Furman beat No. 8 Villanova and in 2017, Wofford downed then-No. 5 North Carolina. Coincidentally, Villanova and North Carolina were both defending national champions in those games.

Three of the SoCon's nine wins over ranked opponents since 1998 have come within the last two calendar years.

Southern Conference ranked wins since 1997-98

SoCon	Opp.	Score	Date
Wofford	#17 North Carolina	68-64	12/15/19
Furman	#8 Villanova	76-68 (OT)	11/17/18
Wofford	#5 North Carolina	79-75	12/20/17
Col. of Charleston	#21 Baylor	63-59	11/24/12
Davidson	#12 Kansas	80-74	12/19/11
Col. of Charleston	#9 North Carolina	82-79 (OT)	1/4/10
#23 Davidson	#24 Gonzaga	82-76	3/21/08
#23 Davidson	#8 Georgetown	74-70	3/23/08
#23 Davidson	#6 Wisconsin	73-56	3/28/08
Col. of Charleston	#3 North Carolina	66-64	12/5/98

INDIVIDUAL

Coaching wins at a SoCon school

1. 447 Bob McKillip, DAV (1992-14)
2. 299 Mike Young, WOF (2002-19)
3. 243 Mack McCarthy, UTC (1985-97)
- 243 Burton Shipley, MD (1923-47)
5. 230 Bill Reinhart, GW (1935-42; 1949-66)
6. 226 Eddie Cameron, Duke (1928-42)
- 226 Bobby Cremins, APP (1975-81); CofC (2006-12)
8. 223 Lyles Alley, FUR (1945-49; 1950-66)
9. 213 Les Robinson, CIT (1974-85); ETSU (1985-90)
10. 205 Murray Greason, WF (1935-53)
11. 194 Norman Shepard, UNC (1923-24); DAV (1937-49)
12. 193 Larry Hunter, WCU (2005-18)
13. 187 Everett Case, NCSU (1946-53)
14. 176 Lefty Driesell, DAV (1960-69)
15. 168 Malcolm U. Pitt, RICH (1935-52)
- 16. 153 Wes Miller, UNCG (2011-present)**
17. 148 Herman J. Stegeman, UGA (1921-31)
18. 147 Lester Hooker Jr., RICH (1952-63)
19. 146 Fred Schaus, WVU (1954-60)
20. 145 Steve Cottrell, WCU (1977-87)
- 145 John Shulman, UTC (2004-13)
22. 142 Joe Williams, FUR (1970-78)
23. 141 Tom Scott, UNC (1946-52); DAV (1955-60)
24. 139 Ron Shumate, UTC (1972-79)
- 139 Tom Apke, APP (1986-96)

Coaching wins per season (min. two seasons)

- | Avg. Wins | Yrs. | | |
|----------------|-------------|----------|------------------------------------|
| 1. 26.7 | 187 | 7 | Everett Case, NCSU 1946-53 |
| 2. 26.0 | 52 | 2 | Ben Carnevale, UNC 1944-46 |
| 3. 25.0 | 100* | 4 | Steve Forbes, ETSU 2015-pr. |
| 4. 24.3 | 146 | 6 | Fred Schaus, WVU 1954-60 |
| 5. 24.0 | 48* | 2 | Bob Richey, FUR 2017-pr. |

* Entering 2019-20 season

3-point field goals made

- | Game | | | |
|-------|---------------------------------|---------------|--|
| 1. 15 | Keith Veney, MAR vs. Morehead* | 12/16/96 | |
| 15 | Jordan Lyons, FUR vs. NGU* | 11/15/18 | |
| 3. 11 | Elton Nesbitt, GSU vs. UTC | 1/17/05 | |
| 11 | Fletcher Magee, WOF at UTC | 2/17/18 | |
| 11 | Patrick Good, ETSU at WCU | 1/26/19 | |
| 6. 10 | 10 times. Last: | | |
| | Jordan Lyons, FUR at VMI | 1/1/20 | |

* NCAA record

Blocked shots

- | Career | | |
|----------------|---------------------------|-----------------|
| 1. 349 | Kyle Hines, UNCG | 2004-08 |
| 2. 308 | Rans Brempong, WCU | 2001-05 |
| 3. 270 | Justin Tuoyo, UTC | 2014-17 |
| 4. 269 | George Singleton, FUR | 1981-84 |
| 5. 238 | Jody Lumpkin, CofC | 1998-01 |
| 6. 220 | Jeremy Clayton, APP | 2004-08 |
| 7. 215 | Kirill Misychenko, CIT | 1995-98 |
| 8. 213 | Lucas Troutman, Elon | 2010-14 |
| 9. 202 | Lewis Preston, VMI | 1990-93 |
| 10. 200 | James Dickey, UNCG | 2016-pr. |
| 11. 199 | Zane Najdawi, CIT | 2015-19 |

Steals

- | Career | | |
|---------------|--------------------------|-----------------|
| 1. 334 | Keith Jennings, ETSU | 1988-91 |
| 2. 293 | D.J. Thompson, APP | 2003-06 |
| 3. 285 | Brigham Waginger, WCU | 2006-10 |
| 4. 250 | Derek Rucker, DAV | 1985-88 |
| 5. 247 | Tyson Patterson, APP | 1996-00 |
| 6. 246 | Zakee Wadood, ETSU | 2001-02 |
| 7. 245 | Josh Sharkey, SAM | 2016-pr. |
| 8. 240 | Jason Bell, VMI | 1995-98 |

Season Game

- | | | |
|----------|--|-----------------|
| 1. 11 | Ali Ton, DAV vs. Tufts | 11/29/97 |
| 2. 10 | Shawn Moore, MAR vs. ETSU | 1/29/94 |
| 10 | Brandon Born, UTC vs. USC Aiken | 11/26/94 |
| 10 | Jason Bell, VMI vs. Furman | 2/10/98 |
| 10 | Zakee Wadood, ETSU vs. Clemson | 12/15/03 |
| 6. 9 | D.J. Thompson, APP vs. UNCG | 2/22/07 |
| 9 | Stephen Curry, DAV vs. Guilford | 11/14/08 |
| 9 | Isaiah Miller, UNCG vs. Mercer | 1/1/20 |
| 9. 8 | 21 times. Last: | |
| | Tray Boyd III, ETSU vs. Mars Hill | 12/19/19 |

Assists

- | Career | | |
|---------------|--------------------------|-----------------|
| 1. 983 | Keith Jennings, ETSU | 1988-91 |
| 2. 701 | Greg White, MAR | 1978-81 |
| 3. 668 | Guilherme Da Luz, FUR | 2000-03 |
| 4. 663 | Jason Richards, DAV | 2004-08 |
| 5. 651 | Josh Sharkey, SAM | 2016-pr. |
| 6. 647 | Casey Rogers, WCU | 1999-02 |

Points scored

(SoCon career rank)

- | | |
|-------|-----------------------------|
| 1,284 | Nathan Hoover, Wofford, Sr. |
| 1,272 | Josh Sharkey, Samford, Sr. |
| 1,269 | Jordan Lyons, Furman, Sr. |
| 1,100 | Isaiah Miller, UNCG, Jr. |
| 966 | Ethan Stair, Mercer, R-Sr. |

Points scored per game (min. 800 points)

- | | |
|-------|-----------------------------|
| 12.79 | Isaiah Miller, UNCG, Jr. |
| 11.46 | Josh Sharkey, Samford, Sr. |
| 11.07 | Nathan Hoover, Wofford, Sr. |
| 11.03 | Jordan Lyons, Furman, Sr. |
| 10.89 | Ross Cummings, Mercer, Sr. |

Field-goal percentage (min. 240 made)

- | | |
|------|---------------------------|
| .538 | James Dickey, UNCG, Sr. |
| .527 | Clay Mounce, Furman, Jr. |
| .505 | Bo Hodges, ETSU, Jr. |
| .503 | Isaiah Miller, UNCG, Jr. |
| .496 | Kyrin Galloway, UNCG, Sr. |

3-point field goals made

- | | |
|-----|---------------------------------------|
| 251 | Jordan Lyons, Furman, Sr. |
| 245 | Nathan Hoover, Wofford, Sr. |
| 173 | Ross Cummings, Mercer, Sr. |
| 171 | Matt Halvorsen, Western Carolina, Jr. |
| 146 | Kaiden Rice, The Citadel, Jr. |

3-point field-goal percentage (min. 120 made)

- | | |
|------|--------------------------------|
| .451 | Storm Murphy, Wofford, Jr. |
| .417 | Brandon Austin, Samford, R-Sr. |
| .404 | Ross Cummings, Mercer, Sr. |
| .390 | Patrick Good, ETSU, R-Jr. |
| .386 | Nathan Hoover, Wofford, Sr. |

Free-throw percentage (min. 110 made)

- | | |
|------|-----------------------------|
| .879 | Nathan Hoover, Wofford, Sr. |
| .854 | Myron Gordon, Samford, Sr. |
| .848 | Matt Halvorsen, WCU, Jr. |
| .801 | Ross Cummings, Mercer, Sr. |
| .798 | Jordan Lyons, Furman, Sr. |

Rebounds

- | | |
|-----|-------------------------------|
| 891 | James Dickey, UNCG, Sr. |
| 494 | Ethan Stair, Mercer, R-Sr. |
| 474 | Jeromy Rodriguez, ETSU, R-Sr. |
| 448 | Garrett Gilkeson, VMI, Sr. |
| 438 | Kyrin Galloway, UNCG, Sr. |
| 438 | Tyler Creamer, VMI, Sr. |

Rebounds per game (min. 280 rebounds)

- | | |
|-------|--------------------------------------|
| 10.09 | Jeromy Rodriguez, ETSU, R-Sr. |
| 9.28 | Carlos Dotson, Western Carolina, Jr. |
| 7.96 | James Dickey, UNCG, Jr. |
| 7.81 | Robert Allen, Samford, So. |
| 5.04 | Kaelon Harris, The Citadel, Sr. |

Blocked shots

- | | | |
|-----|----------------------------|------|
| 200 | James Dickey, UNCG, Sr. | (10) |
| 96 | Kyrin Galloway, UNCG, Sr. | |
| 59 | Clay Mounce, Furman, Jr. | |
| 57 | Bo Hodges, ETSU, Jr. | |
| 45 | Robert Allen, Samford, So. | |

Steals

- | | | |
|-----|----------------------------|-----|
| 245 | Josh Sharkey, Samford, Sr. | (7) |
| 187 | Isaiah Miller, UNCG, Jr. | |
| 122 | Garrett Gilkeson, VMI, Sr. | |
| 103 | Ethan Stair, Mercer, R-Sr. | |
| 94 | Jordan Lyons, Furman, Sr. | |
| 94 | James Dickey, UNCG, Sr. | |

Assists

- | | | |
|-----|----------------------------|-----|
| 651 | Josh Sharkey, Samford, Sr. | (5) |
| 277 | Storm Murphy, Wofford, Jr. | |
| 202 | Garrett Gilkeson, VMI, Sr. | |
| 196 | Alex Hunter, Furman, Jr. | |
| 173 | Jordan Lyons, Furman, Sr. | |

Assists per game (min. 150 assists)

- | | |
|------|---|
| 5.86 | Josh Sharkey, Samford, Sr. |
| 3.42 | Storm Murphy, Wofford, Jr. |
| 2.42 | Alex Hunter, Furman, Jr. |
| 1.98 | Isaiah Miller, UNC, Jr. |
| 1.97 | David Jean-Baptiste, Chattanooga, R-Jr. |

America East (1-0)

12/18 UNCG 54, Vermont 53

American Athletic (0-3)

11/5 East Carolina 80, VMI 68
 11/21 South Florida 69, Wofford 55
 12/2 South Florida 65, Furman 55

ASUN (7-1)

11/11 Mercer 74, Kennesaw State 62
 11/15 Mercer 84, FGCU 68
 11/16 North Alabama 61, Samford 55
 11/21 Western Carolina 96, Jacksonville 94 (2OT)
 11/24 Western Carolina 70, Stetson 64
 12/4 UNCG 72, Kennesaw State 54
 (Fleming Gym; Greensboro, N.C.)
 12/7 VMI 88, Stetson 61
 12/22 Wofford 83, Kennesaw State 70

Atlantic 10 (0-2)

11/26 St. Bonaventure 56, Mercer 51
 12/4 Duquesne 71, VMI 58

Atlantic Coast (1-7)

11/15 Florida State 79, Western Carolina 74
 11/20 Florida State 89, Chattanooga 53
 12/11 Virginia Tech 63, Chattanooga 58
 12/15 NC State 80, UNCG 77
 12/15 Wofford 68, #17 North Carolina 64
 12/19 #4 Duke 86, Wofford 57
 12/21 Virginia Tech 64, VMI 55
 12/22 NC State 83, The Citadel 63

Big 12 (0-2)

11/8 #3 Kansas 74, UNCG 62
 11/19 #4 Kansas 75, ETSU 63

Big East (1-4)

11/6 St. John's 109, Mercer 79
 11/16 Butler 80, Wofford 61
 11/30 UNCG 65, Georgetown 61
 12/18 Xavier 74, Western Carolina 61
 12/21 Georgetown 99, Samford 71

Big Sky (1-2)

11/15 Idaho 68, VMI 67
 (Jonesboro, Ark.)
 11/16 Montana State 67, UNCG 66
 (Fleming Gym; Greensboro, N.C.)
 11/24 ETSU 70, Southern Utah 58

Big South (12-4)

11/5 Furman 70, Gardner-Webb 63
 11/9 UNC Asheville 91, The Citadel 76
 11/9 Western Carolina 71, Gardner-Webb 59
 11/9 Wofford 89, High Point 61
 11/11 Presbyterian 80, VMI 77 (OT)
 11/12 Furman 91, Charleston Southern 47
 11/14 ETSU 61, Winthrop 58
 11/16 Campbell 87, The Citadel 73
 12/7 UNCG 60, Radford 58
 12/7 Western Carolina 78, UNC Asheville 77
 12/7 Wofford 81, Gardner-Webb 77
 12/8 Furman 84, USC Upstate 72
 12/14 Furman 80, Winthrop 73
 (Bon Secours Wellness Arena; Greenville, S.C.)
 12/19 The Citadel 102, Longwood 99 (3OT)
 12/21 Chattanooga 68, UNC Asheville 64
 12/29 USC Upstate 91, VMI 82

Big Ten (0-1)

11/20 Illinois 85, The Citadel 57

Big West (1-1)

11/17 VMI 89, UC Davis 84 (2OT)
 (Jonesboro, Ark.)
 12/15 Hawaii 94, Samford 73

Colonial (2-1)

11/12 William & Mary 80, Wofford 79
 11/26 Furman 97, Elon 61
 12/16 Mercer 72, UNCW 63

Conference USA (0-2)

11/30 Louisiana Tech 78, Samford 57
 12/22 Florida Atlantic 65, Mercer 50

Horizon (3-0)

11/23 Mercer 72, UIC 68
 12/21 ETSU 80, Cleveland State 55
 12/21 UNCG 67, Northern Kentucky 50
 (Fleming Gym; Greensboro, N.C.)

Metro Atlantic Athletic (2-2)

11/8 Marist 58, VMI 56
 11/19 Samford 70, Manhattan 57
 11/23 The Citadel 79, Marist 75
 12/1 Canisius 76, Mercer 66
 (Boca Raton, Fla.)

Mid-Eastern Athletic (5-0)

11/5 UNCG 83, North Carolina A&T 50
 11/12 Western Carolina 90, North Carolina A&T 64
 11/23 ETSU 98, Delaware State 66
 11/26 Wofford 67, Maryland Eastern Shore 42
 12/2 Wofford 77, North Carolina Central 59

Missouri Valley (1-0)

11/8 Furman 87, Loyola-Chicago 63

Non-Division I (25-0)

11/5 Wofford 86, Erskine 63
 11/6 ETSU 79, Newberry 50
 11/7 Samford 68, Kentucky Wesleyan 42
 11/8 Mercer 84, Columbia International 76
 11/11 UNCG 109, Averett 51
 11/13 Samford 102, UVA-Wise 64
 11/15 Furman 83, Southern Wesleyan 61
 11/20 VMI 96, Christendom 20
 11/22 Furman 90, Columbia International 45
 11/26 The Citadel 90, Brevard 47
 11/26 VMI 98, Goucher 32
 11/27 Western Carolina 78, Bryan 54
 12/3 Samford 97, Auburn-Montgomery 64
 12/7 The Citadel 108, Carver 40
 12/8 Chattanooga 99, Tennessee Wesleyan 51
 12/10 The Citadel 129, Piedmont 83
 12/11 Furman 90, North Greenville 65
 12/11 VMI 78, Ferrum 60
 12/13 Wofford 112, North Greenville 66
 12/15 ETSU 97, Milligan 41
 12/28 Western Carolina 108, Piedmont 47
 12/28 Mercer 104, Milligan 52
 12/28 UNCG 106, William Peace 34
 12/29 Chattanooga 72, Cumberland 42
 12/29 ETSU 117, Mars Hill 48

Ohio Valley (6-3)

11/5 Morehead State 90, Samford 86 (2OT)
 11/5 Eastern Kentucky 79, Chattanooga 68
 11/9 Chattanooga 59, Tennessee State 57
 11/9 ETSU 92, UT Martin 75
 11/11 Belmont 95, Samford 63
 11/15 UNCG 64, Tennessee Tech 30
 (Fleming Gym; Greensboro, N.C.)
 11/19 The Citadel 74, Southeast Missouri 69
 11/30 Chattanooga 63, Jacksonville State 60
 (Niceville, Fla.)

America East.....	1-0
American Athletic.....	0-3
ASUN.....	7-1
Atlantic 10.....	0-2
Atlantic Coast.....	1-7
Big 12.....	0-2
Big East.....	1-4
Big Sky.....	1-2
Big South.....	12-4
Big Ten.....	0-1
Big West.....	1-1
Colonial.....	2-1
Conference USA.....	0-2
Horizon.....	3-0
Metro Atlantic Athletic.....	2-2
Mid-Eastern Athletic.....	5-0
Missouri Valley.....	1-0
Non-Division I.....	25-0
Ohio Valley.....	6-3
Patriot.....	0-1
Southeastern.....	1-7
Southland.....	1-0
Southwestern Athletic.....	1-0
Summit.....	0-2
Sun Belt.....	8-3
Total.....	79-48
Home.....	52-10
Away.....	23-35
Neutral.....	4-3
vs. Top 25.....	1-5

12/21 Western Carolina 89, Tennessee Tech 76

Patriot (0-1)

12/2 Holy Cross 81, Mercer 67
 (Boca Raton, Fla.)

Southeastern (1-7)

11/5 Georgia 91, Western Carolina 72
 11/12 Georgia 95, The Citadel 86
 11/18 Missouri 75, Wofford 56
 11/19 Alabama 81, Furman 73
 11/25 #17 Tennessee 58, Chattanooga 46
 12/5 #14 Auburn 81, Furman 78 (OT)
 12/18 Alabama 105, Samford 87
 (Legacy Arena; Birmingham, Ala.)
 12/18 ETSU 74, LSU 63

Southland (1-0)

12/7 Samford 113, Houston Baptist 90

Southwestern Athletic (1-0)


11/29 Chattanooga 74, Alabama State 56
 (Niceville, Fla.)

Summit (0-2)

11/27 South Dakota State 86, Samford 77
 12/7 North Dakota State 78, ETSU 68

Sun Belt (8-3)

11/12 Chattanooga 74, Troy 68
 11/14 Arkansas State 71, VMI 56
 11/15 Chattanooga 90, South Alabama 72
 11/18 UNCG 55, Appalachian State 41
 11/19 Georgia Southern 98, Mercer 88
 11/23 Samford 72, Troy 60
 11/26 ETSU 78, Appalachian State 69
 11/27 Furman 58, UT Arlington 57
 (Elon, N.C.)
 11/30 ETSU 67, Little Rock 63
 12/7 Georgia State 73, Mercer 61
 12/15 Chattanooga 84, Troy 80 (OT)



The Citadel (6-7, 0-2 SoCon)

N9	UNC ASHEVILLE (ESPN3)	L, 76-91
N12	at Georgia (SEC Network+)	L, 86-95
N16	CAMPBELL (ESPN3)	L, 73-87
N19	at Southeast Missouri (ESPN+)	W, 74-69
N20	at Illinois# (Big Ten Network)	L, 57-85
N23	at Marist (ESPN+)	W, 79-75
N26	BREVARD# (ESPN+)	W, 90-47
D4	*ETSU (ESPN+)	L, 84-96
D7	CARVER (ESPN3)	W, 108-40
D10	PIEDMONT (ESPN3)	W, 129-83
D19	at Longwood (ESPN+)	W, 102-99 (3OT)
D22	at NC State (ACC Network)	L, 63-83
J1	*at Samford (ESPN+)	L, 68-69
J4	*WESTERN CAROLINA (ESPN+)	1 p.m.
J11	*at Wofford (ESPN3)	7 p.m.
J15	*UNCG (ESPN+)	7 p.m.
J18	*at VMI (ESPN+)	1 p.m.
J22	*at Chattanooga (ESPN+)	7 p.m.
J25	*FURMAN (ESPN3)	1 p.m.
J29	*WOFFORD (ESPN+)	7 p.m.
F1	*at Mercer (Nexstar/ESPN3)	4:30 p.m.
F5	*at UNCG (ESPN3)	7 p.m.
F8	*VMI (ESPN+)	1 p.m.
F12	*at ETSU (ESPN+)	7 p.m.
F15	*SAMFORD (Nexstar/ESPN3)	1 p.m.
F19	*CHATTANOOGA (ESPN+)	7 p.m.
F22	*at Western Carolina (ESPN3)	7:30 p.m.
F26	*MERCER (ESPN3)	7 p.m.
F29	*at Furman (Nexstar/ESPN+)	4 p.m.
M6-9	at SoCon Championship (Asheville, N.C.)	

- Illinois Classic (campus sites)



ETSU (13-2, 2-0 SoCon)

N6	NEWBERRY (ESPN+)	W, 79-50
N9	at UT Martin (ESPN+)	W, 92-75
N14	WINTHROP (ESPN+)	W, 61-58
N19	at No. 4 Kansas# (ESPN+)	L, 63-75
N23	DELAWARE STATE# (ESPN3)	W, 98-66
N24	SOUTHERN UTAH# (ESPN+)	W, 70-58
N26	APPALACHIAN STATE (ESPN+)	W, 78-69
N30	at Little Rock (ESPN+)	W, 67-63
D4	*at The Citadel (ESPN+)	W, 96-84
D7	at North Dakota State (ESPN+)	L, 68-78
D15	MILLIGAN (ESPN3)	W, 97-41
D18	at LSU (SEC Network)	W, 74-63
D21	CLEVELAND STATE (ESPN3)	W, 80-55
D29	MARS HILL (ESPN3)	W, 117-48
J1	*WOFFORD (ESPN+)	W, 49-48
J4	*at Furman (ESPN3)	4 p.m.
J8	*at UNCG (ESPN+)	7 p.m.
J11	*VMI (Nexstar/ESPN3)	4 p.m.
J15	*SAMFORD (ESPN+)	7 p.m.
J18	*at Western Carolina (Nexstar/ESPN+)	7 p.m.
J25	*CHATTANOOGA (ESPN+)	4 p.m.
J29	*MERCER (ESPN+)	7 p.m.
F1	*UNCG (ESPN+)	4 p.m.
F5	*at Chattanooga (ESPN+)	7 p.m.
F8	*at Mercer (ESPN+)	4:30 p.m.
F12	*THE CITADEL (ESPN+)	7 p.m.
F15	*at VMI (ESPN+)	1 p.m.
F19	*FURMAN (ESPN+)	7 p.m.
F22	*at Samford (ESPN+)	3 p.m.
F26	*at Wofford (ESPN+)	7 p.m.
F29	*WESTERN CAROLINA (ESPN+)	4 p.m.
M6-9	at SoCon Championship (Asheville, N.C.)	

- Maui Jim Maui Invitational (campus sites)



Furman (12-3, 2-0 SoCon)

N5	at Gardner-Webb (ESPN+)	W, 70-63
N8	LOYOLA CHICAGO (ESPN3)	W, 87-63
N12	at Charleston Southern (ESPN+)	W, 91-47
N15	SOUTHERN WESLEYAN# (ESPN3)	W, 83-61
N19	at Alabama# (SEC Network+)	L, 73-81
N22	COLUMBIA INTERNATIONAL (ESPN3)	W, 90-45
N26	at Elon# (FloHoops)	W, 97-61
N27	vs. UT Arlington^	W, 58-57
D2	at South Florida (ESPN3)	L, 55-65
D5	at No. 14 Auburn (SEC Network)	L, 78-81 (OT)
D8	USC UPSTATE (ESPN+)	W, 84-72
D11	NORTH GREENVILLE (ESPN3)	W, 90-65
D14	WINTHROP& (ESPN+)	W, 80-73
D20	*at Mercer (ESPN3)	W, 64-62
J1	*at VMI (ESPN+)	W, 89-73
J4	*ETSU (ESPN3)	4 p.m.
J8	*at Chattanooga (ESPN+)	7 p.m.
J11	*UNCG& (ESPN3)	7 p.m.
J15	*WESTERN CAROLINA (ESPN+)	7 p.m.
J17	*at Wofford (ESPN3)	7 p.m.
J22	*SAMFORD (ESPN+)	7 p.m.
J25	*at The Citadel (ESPN3)	1 p.m.
J29	*VMI (ESPN+)	7 p.m.
F5	*MERCER (ESPN+)	7 p.m.
F8	*at Western Carolina (ESPN+)	2 p.m.
F12	*at Samford (ESPN+)	7:30 p.m.
F15	*CHATTANOOGA (ESPN3)	4 p.m.
F19	*at ETSU (ESPN+)	7 p.m.
F22	*WOFFORD& (Nexstar/ESPN+)	12 p.m.
F26	*at UNCG (ESPN+)	7 p.m.
F29	*THE CITADEL (Nexstar/ESPN+)	4 p.m.
M6-9	at SoCon Championship (Asheville, N.C.)	


- Bad Boy Mowers Battle 4 Atlantis (campus sites)
^ - Bad Boy Mowers Battle 4 Atlantis (Elon, N.C.)
& - Bon Secours Wellness Arena (Greenville, S.C.)



Mercer (6-9, 0-2 SoCon)

N6	at St. John's (FS1)	L, 79-109
N8	COLUMBIA INTERNATIONAL (ESPN3)	W, 84-76
N11	KENNESAW STATE (ESPN+)	W, 74-62
N15	FGCU (ESPN3)	W, 84-68
N19	at Georgia Southern (ESPN+)	L, 88-98
N23	at UIC# (ESPN+)	W, 72-68
N26	at St. Bonaventure# (ESPN+)	L, 51-56
D1	vs. Canisius^ (CUSA.TV)	L, 66-76
D2	vs. Holy Cross^ (CUSA.TV)	L, 67-81
D7	GEORGIA STATE (ESPN+)	L, 61-73
D16	at UNCW (FloHoops)	W, 72-63
D20	*FURMAN (ESPN3)	L, 62-64
D22	FLORIDA ATLANTIC (ESPN+)	L, 50-65
D28	MILLIGAN (ESPN3)	W, 104-52
J1	*at UNCG (ESPN+)	L, 63-72
J4	*CHATTANOOGA (ESPN3)	4:30 p.m.
J11	*at Western Carolina (ESPN+)	5 p.m.
J15	*VMI (ESPN+)	7 p.m.
J18	*at Samford (ESPN3)	3 p.m.
J22	*WESTERN CAROLINA (ESPN+)	7 p.m.
J25	*at VMI (Nexstar/ESPN3)	1 p.m.
J29	*at ETSU (ESPN+)	7 p.m.
F1	*THE CITADEL (Nexstar/ESPN3)	4:30 p.m.
F5	*at Furman (ESPN+)	7 p.m.
F8	*ETSU (ESPN+)	4:30 p.m.
F12	*at Wofford (ESPN+)	7 p.m.
F15	*UNCG (ESPN3)	7 p.m.
F19	*SAMFORD (ESPN+)	7 p.m.
F22	*at Chattanooga (ESPN3)	4:30 p.m.
F26	*at The Citadel (ESPN3)	7 p.m.
F29	*WOFFORD (ESPN+)	4:30 p.m.
M6-9	at SoCon Championship (Asheville, N.C.)	


- Boca Raton Beach Classic (campus sites)
^ - Boca Raton Beach Classic (Boca Raton, Fla.)



UNC Greensboro (12-3, 2-0 SoCon)

N5	North Carolina A&T (ESPN3)	W, 83-50
N8	at No. 3 Kansas (ESPN3)	L, 62-74
N11	AVERETT# (ESPN+)	W, 109-51
N15	TENNESSEE TECH#^ (ESPN3)	W, 64-30
N16	MONTANA STATE#^ (ESPN3)	L, 66-67
N18	APPALACHIAN STATE# (ESPN+)	W, 55-41
N24	*VMI (ESPN+)	W, 74-63
N30	at Georgetown (FS2)	W, 65-61
D4	KENNESAW STATE^ (ESPN+)	W, 72-54
D7	at Radford (ESPN+)	W, 60-58
D15	NC STATE (ESPN+)	L, 77-80
D18	at Vermont (ESPN+)	W, 54-53
D21	NORTHERN KENTUCKY^ (ESPN+)	W, 67-50
D28	WILLIAM PEACE (ESPN3)	W, 106-34
J1	*MERCER (ESPN+)	W, 72-63
J4	*at Wofford (Nexstar/ESPN+)	7 p.m.
J8	*ETSU (ESPN+)	7 p.m.
J11	*at Furman& (ESPN3)	7 p.m.
J15	*at The Citadel (ESPN+)	7 p.m.
J18	*CHATTANOOGA (ESPN+)	7 p.m.
J25	*at Samford (ESPN3)	3 p.m.
J29	*at Western Carolina (ESPN+)	7 p.m.
F1	*at ETSU (ESPN+)	4 p.m.
F5	*THE CITADEL (ESPN3)	7 p.m.
F9	*SAMFORD (ESPN+)	1 p.m.
F12	*WESTERN CAROLINA (ESPN+)	7 p.m.
F15	*at Mercer (ESPN3)	7 p.m.
F19	*WOFFORD (ESPN+)	7 p.m.
F22	*at VMI (ESPN+)	1 p.m.
F26	*FURMAN (ESPN+)	7 p.m.
F29	*at Chattanooga (ESPN+)	4:30 p.m.
M6-9	at SoCon Championship (Asheville, N.C.)	


- Spartan Invitational
^ - Fleming Gymnasium (Greensboro, N.C.)
& - Bon Secours Wellness Arena (Greenville, S.C.)



Samford (7-8, 1-0 SoCon)

N5	at Morehead State (ESPN+)	L, 86-90 (2OT)
N7	KENTUCKY WESLEYAN (ESPN+)	W, 68-42
N11	at Belmont (ESPN+)	L, 63-95
N13	UVA-WISE (ESPN3)	W, 102-64
N16	at North Alabama (ESPN+)	L, 55-61
N19	MANHATTAN (ESPN+)	W, 70-57
N23	TROY (ESPN3)	W, 72-60
N27	at South Dakota State (ESPN3)	L, 77-86
N30	at Louisiana Tech (CUSA.TV)	L, 57-78
D3	AUBURN-MONTGOMERY (ESPN3)	W, 97-64
D7	at Houston Baptist	W, 113-90
D15	at Hawaii (Spectrum Sports)	L, 73-94
D18	ALABAMA# (ESPN+)	L, 87-105
D21	at Georgetown (FS1)	L, 71-99
J1	*THE CITADEL (ESPN+)	W, 69-68
J4	*at VMI (ESPN+)	1 p.m.
J8	*WOFFORD (ESPN+)	7:30 p.m.
J11	*at Chattanooga (ESPN3)	2 p.m.
J15	*at ETSU (ESPN+)	7 p.m.
J18	*MERCER (ESPN3)	3 p.m.
J22	*at Furman (ESPN+)	7 p.m.
J25	*UNCG (ESPN3)	3 p.m.
J29	*CHATTANOOGA (ESPN+)	7:30 p.m.
F1	*at Wofford (ESPN3)	7 p.m.
F5	*WESTERN CAROLINA (ESPN3)	7:30 p.m.
F9	*at UNCG (ESPN+)	1 p.m.
F12	*FURMAN (ESPN+)	7:30 p.m.
F15	*at The Citadel (Nexstar/ESPN3)	1 p.m.
F19	*at Mercer (ESPN+)	7 p.m.
F22	*ETSU (ESPN+)	3 p.m.
F26	*at Western Carolina (ESPN+)	7 p.m.
F29	*VMI (ESPN3)	5 p.m.
M6-9	at SoCon Championship (Asheville, N.C.)	


- Legacy Arena at Birmingham-Jefferson Convention Complex (Birmingham, Ala.)



Chattanooga
(9-5, 0-1 SoCon)

N5	at Eastern Kentucky (ESPN+)	L, 68-79
N9	TENNESSEE STATE (SDN)	W, 59-57
N12	at Troy (ESPN+)	W, 74-68
N15	SOUTH ALABAMA (SDN)	W, 90-72
N20	at Florida State# (Fox Sports South/ACCNE)	L, 53-89
N25	at No. 17 Tennessee# (SEC Network)	L, 46-58
N29	vs. Alabama State^ (EmeraldCoast.TV)	W, 74-56
N30	vs. Jacksonville State^ (EmeraldCoast.TV)	W, 63-60
D3	*at Western Carolina (ESPN3)	L, 77-87
D8	TENNESSEE WESLEYAN (ESPN3)	W, 99-51
D11	at Virginia Tech (ACC Network)	L, 58-63
D15	TROY (ESPN+)	W, 84-80 (OT)
D21	at UNC Asheville (ESPN+)	W, 68-64
D29	CUMBERLAND (ESPN3)	W, 72-42
J4	*at Mercer (ESPN3)	4:30 p.m.
J8	*FURMAN (ESPN+)	7 p.m.
J11	*SAMFORD (ESPN3)	2 p.m.
J15	*WOFFORD (ESPN+)	7 p.m.
J18	*at UNCG (ESPN+)	7 p.m.
J22	*THE CITADEL (ESPN+)	7 p.m.
J25	*at ETSU (ESPN+)	4 p.m.
J29	*at Samford (ESPN+)	7:30 p.m.
F1	*WESTERN CAROLINA (ESPN3)	2 p.m.
F5	*ETSU (ESPN+)	7 p.m.
F8	*at Wofford (Nexstar/ESPN+)	7 p.m.
F12	*VMI (ESPN+)	7 p.m.
F15	*at Furman (ESPN3)	4 p.m.
F19	*at The Citadel (ESPN+)	7 p.m.
F22	*MERCER (ESPN3)	4:30 p.m.
F26	*at VMI (ESPN+)	7 p.m.
F29	*UNCG (ESPN+)	4:30 p.m.
M6-9	at SoCon Championship (Asheville, N.C.)	


- Emerald Coast Classic (campus sites)
^ - Emerald Coast Classic (Niceville, Fla.)



VMI
(5-10, 0-2 SoCon)

N5	at East Carolina (ESPN3)	L, 68-80
N8	MARIST (ESPN3)	L, 56-58
N11	PRESBYTERIAN (ESPN+)	L, 77-80 (OT)
N14	at Arkansas State# (ESPN+)	L, 56-71
N15	vs. Idaho^	L, 67-68*
N17	vs. UC Davis^	W, 89-84 (2OT)
N20	CHRISTENDOM# (ESPN3)	W, 96-20
N24	*at UNCG (ESPN+)	L, 63-74
N26	GOUCHER (ESPN3)	W, 98-32
D4	at Duquesne (ESPN+)	L, 58-71
D7	STETSON (ESPN+)	W, 88-61
D11	FERRUM (ESPN3)	W, 78-60
D21	at Virginia Tech (ACC Network)	L, 55-64
D29	at USC Upstate (ESPN+)	L, 82-91
J1	*FURMAN (ESPN+)	L, 73-89
J4	*SAMFORD (ESPN+)	1 p.m.
J8	*WESTERN CAROLINA (ESPN3)	7 p.m.
J11	*at ETSU (Nexstar/ESPN3)	4 p.m.
J15	*at Mercer (ESPN+)	7 p.m.
J18	*THE CITADEL (ESPN+)	1 p.m.
J22	*at Wofford (ESPN+)	7 p.m.
J25	*MERCER (Nexstar/ESPN3)	1 p.m.
J29	*at Furman (ESPN+)	7 p.m.
F5	*WOFFORD (ESPN+)	7 p.m.
F8	*at The Citadel (ESPN+)	1 p.m.
F12	*at Chattanooga (ESPN+)	7 p.m.
F15	*ETSU (ESPN+)	1 p.m.
F19	*at Western Carolina (ESPN+)	7 p.m.
F22	*UNCG (ESPN+)	1 p.m.
F26	*CHATTANOOGA (ESPN+)	7 p.m.
F29	*at Samford (ESPN3)	5 p.m.
M6-9	at SoCon Championship (Asheville, N.C.)	

- Red Wolves Classic (campus sites)
^ - Red Wolves Classic (Jonesboro, Ark.)



Western Carolina
(9-3, 1-0 SoCon)

N5	at Georgia (SEC Network+)	L, 72-91
N9	GARDNER-WEBB (ESPN3)	W, 71-59
N12	NORTH CAROLINA A&T (ESPN+)	W, 90-64
N15	at Florida State (Fox Sports South/ACCNE)	L, 74-79
N21	at Jacksonville (ESPN+)	W, 96-94 (2OT)
N24	at Stetson (ESPN+)	W, 70-64
N27	BRYAN (SDN)	W, 78-54
D3	*CHATTANOOGA (ESPN3)	W, 87-77
D7	UNC ASHEVILLE (Nexstar/ESPN3)	W, 78-77
D18	at Xavier (FS1)	L, 61-74
D21	at Tennessee Tech (ESPN+)	W, 89-76
D28	PIEDMONT (SDN)	W, 108-47
J4	*at The Citadel (ESPN+)	1 p.m.
J8	*at VMI (ESPN3)	7 p.m.
J11	*MERCER (ESPN+)	5 p.m.
J15	*at Furman (ESPN+)	7 p.m.
J18	*ETSU (Nexstar/ESPN+)	7 p.m.
J22	*at Mercer (ESPN+)	7 p.m.
J25	*WOFFORD (ESPN3)	7 p.m.
J29	*UNCG (ESPN+)	7 p.m.
F1	*at Chattanooga (ESPN3)	2 p.m.
F5	*at Samford (ESPN3)	7:30 p.m.
F8	*FURMAN (ESPN+)	2 p.m.
F12	*at UNCG (ESPN+)	7 p.m.
F15	*at Wofford (ESPN+)	7 p.m.
F19	*VMI (ESPN+)	7 p.m.
F22	*THE CITADEL (ESPN3)	7:30 p.m.
F26	*SAMFORD (ESPN+)	7 p.m.
F29	*at ETSU (ESPN+)	4 p.m.
M6-9	at SoCon Championship (Asheville, N.C.)	



Wofford
(8-6, 0-1 SoCon)

N5	ERSKINE (ESPN3)	W, 86-63
N9	HIGH POINT (SDN)	W, 89-61
N12	WILLIAM & MARY (ESPN+)	L, 79-80
N16	at Butler# (FS2)	L, 61-80
N18	at Missouri# (SEC Network+)	L, 56-75
N21	at South Florida (ESPN3)	L, 55-69
N26	at Maryland Eastern Shore#	W, 67-42
D2	NORTH CAROLINA CENTRAL (ESPN+)	W, 77-59
D7	GARDNER-WEBB (ESPN3)	W, 81-77
D13	NORTH GREENVILLE (ESPN3)	W, 112-66
D15	at No. 17 North Carolina (ACC Network)	W, 68-64
D19	at No. 4 Duke (ESPN2)	L, 57-86
D22	at Kennesaw State (ESPN+)	W, 83-70
J1	*at ETSU (ESPN+)	L, 48-49
J4	*UNCG (Nexstar/ESPN+)	7 p.m.
J8	*at Samford (ESPN+)	7:30 p.m.
J11	*THE CITADEL (ESPN3)	7 p.m.
J15	*at Chattanooga (ESPN+)	7 p.m.
J17	*FURMAN (ESPN+)	7 p.m.
J22	*VMI (ESPN+)	7 p.m.
J25	*at Western Carolina (ESPN3)	7 p.m.
J29	*at The Citadel (ESPN+)	7 p.m.
F1	*SAMFORD (ESPN3)	7 p.m.
F5	*at VMI (ESPN+)	7 p.m.
F8	*CHATTANOOGA (Nexstar/ESPN+)	7 p.m.
F12	*MERCER (ESPN+)	7 p.m.
F15	*WESTERN CAROLINA (ESPN+)	7 p.m.
F19	*at UNCG (ESPN+)	7 p.m.
F22	*at Furman& (Nexstar/ESPN+)	12 p.m.
F26	*ETSU (ESPN+)	7 p.m.
F29	*at Mercer (ESPN+)	4:30 p.m.
M6-9	at SoCon Championship (Asheville, N.C.)	

- Hall of Fame Classic (campus sites)
& - Bon Secours Wellness Arena (Greenville, S.C.)

**Southern Conference men's basketball
media relations information**

<p>The Citadel (CitadelSports.com) Milledge Austin (maustin7@citadel.edu) Office: 843-953-6567</p> <p>ETSU (ETSUBucs.com) Kevin Brown (brownk@etsu.edu) Office: 423-439-5263</p> <p>Furman (FurmanPaladins.com) Jordan Caskey (jordan.caskey@furman.edu) Office: 864-294-3065</p> <p>Mercer (MercerBears.com) Travis Rae (rae_tj@mercer.edu) Office: 478-301-5219</p> <p>UNCG (UNCGSpartans.com) Mark Pinkerton (mdpinker@uncg.edu) Office: 757-812-1926</p> <p>Samford (SamfordSports.com) Joey Mullins (jimmulli1@samford.edu) Office: 205-726-2799</p>	<p>Chattanooga (GoMocs.com) Jim Horten (jameshorten@utc.edu) Office: 423-425-2350</p> <p>VMI (VMIKeydets.com) Wade Branner (brannerwh@vmi.edu) Office: 540-464-7515</p> <p>Western Carolina (CatamountSports.com) Steven Grandy (sgrandy@email.wcu.edu) Office: 828-227-2655</p> <p>Wofford (WoffordTerriers.com) Phil Marcello (marcellopr@wofford.edu) Office: 864-597-4092</p> <p>Southern Conference (SoConSports.com) Phil Perry (pperry@socon.org) Office: 864-591-5100 // Cell: 864-525-5174</p>
---	--

2019-20 Southern Conference
CONFERENCE BASKETBALL STATISTICS
Through games of Jan 03, 2020 (All games)

SCORING OFFENSE	G	W-L	Pts	Avg/G
1. The Citadel	13	6-7	1089	83.8
2. Western Carolina	12	9-3	974	81.2
3. Furman	15	12-3	1189	79.3
ETSU	15	13-2	1189	79.3
5. Samford	15	7-8	1160	77.3
6. VMI	15	5-10	1104	73.6
7. Wofford	14	8-6	1019	72.8
8. UNC Greensboro	15	12-3	1086	72.4
9. Mercer	15	6-9	1077	71.8
10. Chattanooga	14	9-5	985	70.4

SCORING DEFENSE	G	Pts	Avg/G
1. UNC Greensboro	15	829	55.3
2. ETSU	15	931	62.1
3. Furman	15	969	64.6
4. Chattanooga	14	926	66.1
5. VMI	15	1003	66.9
6. Wofford	14	941	67.2
7. Western Carolina	12	856	71.3
8. Mercer	15	1083	72.2
9. Samford	15	1153	76.9
10. The Citadel	13	1019	78.4

SCORING MARGIN	G	Offense	Defense	Margin
1. ETSU	15	79.3	62.1	+17.2
2. UNC Greensboro	15	72.4	55.3	+17.1
3. Furman	15	79.3	64.6	+14.7
4. Western Carolina	12	81.2	71.3	+9.8
5. VMI	15	73.6	66.9	+6.7
6. Wofford	14	72.8	67.2	+5.6
7. The Citadel	13	83.8	78.4	+5.4
8. Chattanooga	14	70.4	66.1	+4.2
9. Samford	15	77.3	76.9	+0.5
10. Mercer	15	71.8	72.2	-0.4

FREE THROW PCT	G	FTM	FTA	Pct.
1. Wofford	14	150	197	.761
2. VMI	15	154	214	.720
3. Furman	15	174	242	.719
4. Western Carolina	12	168	240	.700
5. Mercer	15	172	246	.699
6. The Citadel	13	171	246	.695
7. Samford	15	203	298	.681
8. Chattanooga	14	147	217	.677
9. ETSU	15	216	321	.673
10. UNC Greensboro	15	146	236	.619

FIELD GOAL PERCENTAGE	G	FGM	FGA	Pct.
1. ETSU	15	423	874	.484
2. Furman	15	431	894	.482
3. Western Carolina	12	341	719	.474
4. Samford	15	426	927	.460
5. Wofford	14	360	788	.457
6. The Citadel	13	388	861	.451
7. VMI	15	390	880	.443
8. Mercer	15	397	903	.440
9. UNC Greensboro	15	404	929	.435
10. Chattanooga	14	360	832	.433

FIELD GOAL PCT DEFENSE	G	FGM	FGA	Pct.
1. UNC Greensboro	15	289	734	.394
2. ETSU	15	336	826	.407
3. Samford	15	417	983	.424
4. Furman	15	365	851	.429
5. Western Carolina	12	311	719	.433
6. Chattanooga	14	341	782	.436
7. The Citadel	13	378	866	.436
8. VMI	15	361	822	.439
9. Mercer	15	389	880	.442
10. Wofford	14	335	744	.450

3-POINT FG PCT	G	3FGM	3FGA	Pct.
1. Wofford	14	149	385	.387
2. VMI	15	170	453	.375
3. Western Carolina	12	124	331	.375
4. Furman	15	153	413	.370
5. Mercer	15	111	300	.370
6. ETSU	15	127	353	.360
7. The Citadel	13	142	398	.357
8. Samford	15	105	298	.352
9. Chattanooga	14	118	343	.344
10. UNC Greensboro	15	132	411	.321

3-POINT FG PCT DEFENSE	G	3FGM	3FGA	Pct.
1. ETSU	15	83	308	.269
2. The Citadel	13	103	353	.292
3. Furman	15	97	332	.292
4. Western Carolina	12	78	260	.300
5. Samford	15	132	431	.306
6. Chattanooga	14	85	267	.318
7. UNC Greensboro	15	92	284	.324
8. Mercer	15	111	330	.336
9. Wofford	14	99	287	.345
10. VMI	15	106	302	.351

REBOUNDING OFFENSE	G	Rebounds	Avg/G
1. Samford	15	585	39.0
2. The Citadel	13	503	38.7
3. Western Carolina	12	464	38.7
4. ETSU	15	572	38.1
5. UNC Greensboro	15	563	37.5
6. Mercer	15	549	36.6
7. Chattanooga	14	502	35.9
8. VMI	15	520	34.7
9. Furman	15	487	32.5
10. Wofford	14	416	29.7

REBOUNDING DEFENSE	G	Rebounds	Avg/G
1. ETSU	15	461	30.7
2. Wofford	14	439	31.4
3. Mercer	15	484	32.3
4. Western Carolina	12	392	32.7
5. UNC Greensboro	15	493	32.9
6. VMI	15	512	34.1
7. Furman	15	518	34.5
8. Chattanooga	14	485	34.6
9. The Citadel	13	500	38.5
10. Samford	15	591	39.4

2019-20 Southern Conference
CONFERENCE BASKETBALL STATISTICS
Through games of Jan 03, 2020 (All games)

REBOUNDING MARGIN	G	Team	Avg.	Opp.	Avg.	Margin
1.	ETSU	15	572	38.1	461	30.7 +7.4
2.	Western Carolina	12	464	38.7	392	32.7 +6.0
3.	UNC Greensboro	15	563	37.5	493	32.9 +4.7
4.	Mercer	15	549	36.6	484	32.3 +4.3
5.	Chattanooga	14	502	35.9	485	34.6 +1.2
6.	VMI	15	520	34.7	512	34.1 +0.5
7.	The Citadel	13	503	38.7	500	38.5 +0.2
8.	Samford	15	585	39.0	591	39.4 -0.4
9.	Wofford	14	416	29.7	439	31.4 -1.6
10.	Furman	15	487	32.5	518	34.5 -2.1

BLOCKED SHOTS	G	No.	Avg/G
1.	ETSU	15	71 4.7
2.	UNC Greensboro	15	68 4.5
3.	Samford	15	44 2.9
4.	VMI	15	43 2.9
5.	Furman	15	41 2.7
6.	Wofford	14	38 2.7
7.	The Citadel	13	30 2.3
8.	Mercer	15	34 2.3
9.	Western Carolina	12	24 2.0
10.	Chattanooga	14	22 1.6

ASSISTS	G	No.	Avg/G
1.	The Citadel	13	222 17.1
2.	VMI	15	247 16.5
3.	Furman	15	228 15.2
4.	ETSU	15	223 14.9
5.	Mercer	15	218 14.5
6.	Western Carolina	12	174 14.5
7.	Chattanooga	14	197 14.1
8.	Wofford	14	192 13.7
9.	Samford	15	201 13.4
10.	UNC Greensboro	15	190 12.7

STEALS	G	No.	Avg/G
1.	UNC Greensboro	15	139 9.3
2.	ETSU	15	132 8.8
3.	Furman	15	129 8.6
4.	The Citadel	13	108 8.3
5.	VMI	15	123 8.2
6.	Mercer	15	112 7.5
7.	Samford	15	111 7.4
8.	Wofford	14	87 6.2
9.	Western Carolina	12	71 5.9
10.	Chattanooga	14	70 5.0

TURNOVER MARGIN	G	Team	Avg.	Opp.	Avg.	Margin
1.	UNC Greensboro	15	171	11.4	284	18.9 +7.5
2.	Furman	15	170	11.3	253	16.9 +5.5
3.	ETSU	15	195	13.0	245	16.3 +3.3
4.	VMI	15	185	12.3	216	14.4 +2.1
5.	Wofford	14	160	11.4	185	13.2 +1.8
6.	Chattanooga	14	175	12.5	196	14.0 +1.5
7.	The Citadel	13	202	15.5	211	16.2 +0.7
8.	Western Carolina	12	183	15.3	183	15.3 +0.0
9.	Samford	15	250	16.7	237	15.8 -0.9
10.	Mercer	15	232	15.5	212	14.1 -1.3

ASSIST/TURNOVER RATIO	G	Ast.	Avg.	T/O	Avg.	Ratio
1.	Furman	15	228	15.2	170	11.3 1.3
2.	VMI	15	247	16.5	185	12.3 1.3
3.	Wofford	14	192	13.7	160	11.4 1.2
4.	ETSU	15	223	14.9	195	13.0 1.1
5.	Chattanooga	14	197	14.1	175	12.5 1.1
6.	UNC Greensboro	15	190	12.7	171	11.4 1.1
7.	The Citadel	13	222	17.1	202	15.5 1.1
8.	Western Carolina	12	174	14.5	183	15.3 1.0
9.	Mercer	15	218	14.5	232	15.5 0.9
10.	Samford	15	201	13.4	250	16.7 0.8

OFFENSIVE REBOUNDS	G	No.	Avg/G
1.	UNC Greensboro	15	199 13.3
2.	ETSU	15	183 12.2
3.	Mercer	15	167 11.1
4.	Samford	15	166 11.1
5.	Western Carolina	12	132 11.0
6.	The Citadel	13	138 10.6
7.	Chattanooga	14	147 10.5
8.	VMI	15	152 10.1
9.	Wofford	14	117 8.4
10.	Furman	15	122 8.1

DEFENSIVE REBOUNDS	G	No.	Avg/G
1.	The Citadel	13	365 28.1
2.	Samford	15	419 27.9
3.	Western Carolina	12	332 27.7
4.	ETSU	15	389 25.9
5.	Mercer	15	382 25.5
6.	Chattanooga	14	355 25.4
7.	VMI	15	368 24.5
8.	Furman	15	365 24.3
9.	UNC Greensboro	15	364 24.3
10.	Wofford	14	299 21.4

DEFENSIVE REB PCT.	G	D-Reb	Opp. OR	D-Reb%
1.	Western Carolina	12	332	112 .748
2.	UNC Greensboro	15	364	123 .747
3.	Chattanooga	14	355	122 .744
4.	Mercer	15	382	139 .733
5.	ETSU	15	389	142 .733
6.	The Citadel	13	365	140 .723
7.	VMI	15	368	144 .719
8.	Furman	15	365	146 .714
9.	Wofford	14	299	124 .707
10.	Samford	15	419	202 .675

OFFENSIVE REB PCT.	G	O-Reb	Opp. DR	O-Reb%
1.	ETSU	15	183	319 .365
2.	UNC Greensboro	15	199	370 .350
3.	Mercer	15	167	345 .326
4.	Western Carolina	12	132	280 .320
5.	Samford	15	166	389 .299
6.	VMI	15	152	368 .292
7.	Chattanooga	14	147	363 .288
8.	The Citadel	13	138	360 .277
9.	Wofford	14	117	315 .271
10.	Furman	15	122	372 .247

2019-20 Southern Conference
CONFERENCE BASKETBALL STATISTICS
Through games of Jan 03, 2020 (All games)

3-POINT FG MADE	G	No.	Avg/G
1. VMI	15	170	11.3
2. The Citadel	13	142	10.9
3. Wofford	14	149	10.6
4. Western Carolina	12	124	10.3
5. Furman	15	153	10.2
6. UNC Greensboro	15	132	8.8
7. ETSU	15	127	8.5
8. Chattanooga	14	118	8.4
9. Mercer	15	111	7.4
10. Samford	15	105	7.0

2019-20 Southern Conference
CONFERENCE BASKETBALL STATISTICS
Through games of Jan 03, 2020 (All games)

Team	Conference	Pct.	PF	PA	Overall	Pct.	PF	PA	Current unbeaten streak
ETSU	2-0	1.000	72.5	66.0	13-2	.867	79.3	62.1	Furman -- 5
Furman	2-0	1.000	76.5	67.5	12-3	.800	79.3	64.6	ETSU -- 5
UNC Greensboro	2-0	1.000	73.0	63.0	12-3	.800	72.4	55.3	UNC Greensboro -- 4
Western Carolina	1-0	1.000	87.0	77.0	9-3	.750	81.2	71.3	Chattanooga -- 3
Samford	1-0	1.000	69.0	68.0	7-8	.467	77.3	76.9	Western Carolina -- 2
Chattanooga	0-1	.000	77.0	87.0	9-5	.643	70.4	66.1	Samford -- 1
Wofford	0-1	.000	48.0	49.0	8-6	.571	72.8	67.2	
The Citadel	0-2	.000	76.0	82.5	6-7	.462	83.8	78.4	
Mercer	0-2	.000	62.5	68.0	6-9	.400	71.8	72.2	
VMI	0-2	.000	68.0	81.5	5-10	.333	73.6	66.9	

TEAM SUMMARIES	G	PF-PA	Avg score	Margin	FG-FGA	Pct.	3FG-FGA	Pct.	FT-FTA	Pct.	RebF	RebA	Margin
Chattanooga	14	985-926	70.4-66.1	+4.2	360-832	.433	118-343	.344	147-217	.677	502	485	+1.2
ETSU	15	1189-931	79.3-62.1	+17.2	423-874	.484	127-353	.360	216-321	.673	572	461	+7.4
Furman	15	1189-969	79.3-64.6	+14.7	431-894	.482	153-413	.370	174-242	.719	487	518	-2.1
Mercer	15	1077-1083	71.8-72.2	-0.4	397-903	.440	111-300	.370	172-246	.699	549	484	+4.3
Samford	15	1160-1153	77.3-76.9	+0.5	426-927	.460	105-298	.352	203-298	.681	585	591	-0.4
The Citadel	13	1089-1019	83.8-78.4	+5.4	388-861	.451	142-398	.357	171-246	.695	503	500	+0.2
UNC Greensboro	15	1086-829	72.4-55.3	+17.1	404-929	.435	132-411	.321	146-236	.619	563	493	+4.7
VMI	15	1104-1003	73.6-66.9	+6.7	390-880	.443	170-453	.375	154-214	.720	520	512	+0.5
Western Carolina	12	974-856	81.2-71.3	+9.8	341-719	.474	124-331	.375	168-240	.700	464	392	+6.0
Wofford	14	1019-941	72.8-67.2	+5.6	360-788	.457	149-385	.387	150-197	.761	416	439	-1.6

ATTENDANCE	Home	Average	Away	Average	Neutral	Average	Total	Average
Chattanooga	5-12117	2423	7-42721	6103	2-345	172	14-55183	3942
ETSU	9-37611	4179	6-30450	5075	0-0	0	15-68061	4537
Furman	6-12293	2049	8-28175	3522	1-0	0	15-40468	2698
Mercer	7-15209	2173	6-14066	2344	2-0	0	15-29275	1952
Samford	7-8751	1250	8-20185	2523	0-0	0	15-28936	1929
The Citadel	6-3519	586	7-37937	5420	0-0	0	13-41456	3189
UNC Greensboro	11-37229	3384	4-27685	6921	0-0	0	15-64914	4328
VMI	7-8313	1188	6-16984	2831	2-204	102	15-25501	1700
Western Carolina	6-9022	1504	6-30797	5133	0-0	0	12-39819	3318
Wofford	6-8049	1342	8-41071	5134	0-0	0	14-49120	3509
Totals	70-152113	2173	66-290071	4395	7-549	78	143-442733	3096

2019-20 Southern Conference
INDIVIDUAL BASKETBALL STATISTICS
Through games of Jan 03, 2020 (All games)

To be ranked, a player must appear in at least 75.0% of their team's games.

SCORING								REBOUNDING							
	Cl	G	FG	3FG	FT	Pts	Avg/G		Cl	G	Off	Def	Total	Avg/G	
1. Mason Faulkner-WCU	Jr	12	66	29	62	223	18.6	1. Ethan Stair-MER	Sr	15	28	113	141	9.4	
2. Josh Sharkey-SAM	Sr	12	69	12	70	220	18.3	2. Carlos Dotson-WCU	Sr	12	32	74	106	8.8	
3. Jordan Lyons-FUR	Sr	15	82	40	60	264	17.6	3. James Dickey-UNCG	Sr	15	45	83	128	8.5	
4. Ethan Stair-MER	Sr	15	93	36	40	262	17.5	4. Jeromy Rodriguez-ETSU	Sr	14	43	70	113	8.1	
5. Isaiah Miller-UNCG	Jr	15	109	12	29	259	17.3	5. Kaelon Harris-CIT	Sr	13	28	75	103	7.9	
6. Kaiden Rice-CIT	Jr	13	70	44	16	197	15.2	6. Clay Mounce-FUR	Jr	15	29	74	103	6.9	
7. Djordje Dimitrijevic-MER	Sr	14	66	24	49	205	14.6	7. Robert Allen-SAM	So	14	30	64	94	6.7	
8. Brandon Austin-SAM	Sr	15	80	39	20	219	14.6	8. Jalen Dupree-SAM	Sr	15	38	62	100	6.7	
9. Noah Gurley-FUR	So	15	82	11	40	215	14.3	9. Eddie Davis III-CIT	Sr	13	24	59	83	6.4	
10. Matt Ryan-UTC	Sr	14	67	35	31	200	14.3	10. Chevez Goodwin-WOF	Jr	14	34	49	83	5.9	
11. Storm Murphy-WOF	Jr	13	65	34	19	183	14.1	11. Bo Hodges-ETSU	Jr	15	27	59	86	5.7	
12. Clay Mounce-FUR	Jr	15	76	33	25	210	14.0	12. Mason Faulkner-WCU	Jr	12	8	60	68	5.7	
13. Tray Boyd III-ETSU	Sr	15	75	36	23	209	13.9	13. Ramon Vila-UTC	Jr	14	32	45	77	5.5	
14. Bo Hodges-ETSU	Jr	15	79	9	39	206	13.7	14. Jalen Slawson-FUR	So	15	17	63	80	5.3	
15. Robert Allen-SAM	So	14	76	14	26	192	13.7	15. Garrett Gilkeson-VMI	Sr	15	18	61	79	5.3	
16. Kaelon Harris-CIT	Sr	13	57	12	52	178	13.7	Tyler Creammer-VMI	Sr	15	30	49	79	5.3	
17. Carlos Dotson-WCU	Sr	12	63	0	33	159	13.3	17. Rod Johnson-UTC	Jr	13	13	54	67	5.2	
18. David Jean-Baptiste-UTC	Jr	14	67	23	25	182	13.0	18. Lucas N'Guessan-ETSU	Sr	15	22	55	77	5.1	
19. Nathan Hoover-WOF	Sr	14	57	30	35	179	12.8	19. Onno Steger-WCU	Sr	12	17	44	61	5.1	
20. Travis Eeve-VMI	Fr	15	68	41	13	190	12.7	20. Brandon Austin-SAM	Sr	15	12	60	72	4.8	
21. Jalen Dupree-SAM	Sr	15	68	9	40	185	12.3								
22. Kamdyn Curfman-VMI	Fr	15	58	47	14	177	11.8								
23. Jeromy Rodriguez-ETSU	Sr	14	63	0	28	154	11.0								
24. Fletcher Abee-CIT	Fr	13	47	33	14	141	10.8								
25. Matt Halvorsen-WCU	Jr	12	42	35	10	129	10.8								
26. Daivien Williamson-ETSU	So	15	50	22	30	152	10.1								
27. Garrett Gilkeson-VMI	Sr	15	48	22	31	149	9.9								
28. Ramon Vila-UTC	Jr	14	62	1	14	139	9.9								
29. Kameron Gibson-WCU	So	12	44	23	8	119	9.9								
30. Rudy Fitzgibbons III-CIT	Fr	12	35	20	23	116	9.7								

FIELD GOAL PCT						ASSISTS				
	Cl	G	FGM	FGA	Pct.		Cl	G	No.	Avg/G
1. Jeromy Rodriguez-ETSU	Sr	14	63	99	.636	1. Josh Sharkey-SAM	Sr	12	110	9.2
2. Logan Dye-SAM	So	15	45	72	.625	2. Mason Faulkner-WCU	Jr	12	76	6.3
3. Messiah Jones-WOF	Fr	14	43	69	.623	3. Tyson Batiste-CIT	Sr	13	82	6.3
4. Carlos Dotson-WCU	Sr	12	63	103	.612	4. Djordje Dimitrijevic-MER	Sr	14	51	3.6
5. Ramon Vila-UTC	Jr	14	62	104	.596	5. Alex Hunter-FUR	Jr	15	51	3.4
6. Jalen Dupree-SAM	Sr	15	68	120	.567	6. Garrett Gilkeson-VMI	Sr	15	50	3.3
7. Noah Gurley-FUR	So	15	82	146	.562	7. Isaiah Tisdale-ETSU	Sr	15	46	3.1
8. James Dickey-UNCG	Sr	15	50	90	.556	8. Isaiah Miller-UNCG	Jr	15	42	2.8
9. Bo Hodges-ETSU	Jr	15	79	146	.541	9. Bo Hodges-ETSU	Jr	15	39	2.6
10. Chevez Goodwin-WOF	Jr	14	53	98	.541	Daivien Williamson-ETSU	So	15	39	2.6
11. Clay Mounce-FUR	Jr	15	76	146	.521	11. Travis Eeve-VMI	Fr	15	37	2.5
12. Storm Murphy-WOF	Jr	13	65	126	.516	Jordan Lyons-FUR	Sr	15	37	2.5
13. Travis Eeve-VMI	Fr	15	68	133	.511	13. Maurice Commander-UTC	So	14	34	2.4
14. Mike Bothwell-FUR	So	15	52	104	.500	14. Storm Murphy-WOF	Jr	13	30	2.3
James Glisson III-MER	Fr	15	48	96	.500	Ryan Larson-WOF	So	13	30	2.3

2019-20 Southern Conference
INDIVIDUAL BASKETBALL STATISTICS
Through games of Jan 03, 2020 (All games)

FREE THROW PCT					
	Cl	G	FTM	FTA	Pct.
1. Nathan Hoover-WOF	Sr	14	35	37	.946
2. Jordan Lyons-FUR	Sr	15	60	67	.896
3. Ethan Stair-MER	Sr	15	40	45	.889
4. Matt Ryan-UTC	Sr	14	31	38	.816
5. Daivien Williamson-ETSU	So	15	30	37	.811
6. Djordje Dimitrijevic-MER	Sr	14	49	61	.803
7. Jalen Dupree-SAM	Sr	15	40	50	.800
8. Garrett Gilkeson-VMI	Sr	15	31	40	.775
9. Mason Faulkner-WCU	Jr	12	62	81	.765
10. Josh Sharkey-SAM	Sr	12	70	92	.761
11. Lucas N'Guessan-ETSU	Sr	15	36	48	.750
12. Noah Gurley-FUR	So	15	40	56	.714
13. Kaelon Harris-CIT	Sr	13	52	73	.712
14. Myles Lewis-VMI	Jr	15	39	57	.684
15. Jeromy Rodriguez-ETSU	Sr	14	28	44	.636

STEALS				
	Cl	G	No.	Avg/G
1. Josh Sharkey-SAM	Sr	12	42	3.5
2. Isaiah Miller-UNCG	Jr	15	35	2.3
3. Clay Mounce-FUR	Jr	15	31	2.1
4. Isaiah Tisdale-ETSU	Sr	15	28	1.9
5. Garrett Gilkeson-VMI	Sr	15	27	1.8
6. Tray Boyd III-ETSU	Sr	15	25	1.7
7. Djordje Dimitrijevic-MER	Sr	14	22	1.6
8. Tyson Batiste-CIT	Sr	13	20	1.5
9. Travis Eeve-VMI	Fr	15	23	1.5
Brandon Austin-SAM	Sr	15	23	1.5
11. Mason Faulkner-WCU	Jr	12	18	1.5
12. Patrick Good-ETSU	Jr	15	20	1.3
Daniel Love-MER	So	15	20	1.3
Jordan Lyons-FUR	Sr	15	20	1.3
15. Keyshaun Langley-UNCG	Fr	15	19	1.3

3-POINT FG PCT					
	Cl	G	3FG	FGA	Pct.
1. Jaylon Pugh-FUR	So	12	13	24	.542
2. Storm Murphy-WOF	Jr	13	34	64	.531
3. Jonathan Scott-UTC	Sr	14	18	36	.500
4. Isaiah Bigelow-WOF	Fr	14	20	42	.476
5. Clay Mounce-FUR	Jr	15	33	72	.458
Trevor Stumpe-WOF	Sr	14	22	48	.458
7. Matt Halvorsen-WCU	Jr	12	35	77	.455
8. Travis Eeve-VMI	Fr	15	41	93	.441
9. Kamdyn Curfman-VMI	Fr	15	47	109	.431
10. Rudy Fitzgibbons III-CIT	Fr	12	20	47	.426
11. Brandon Austin-SAM	Sr	15	39	92	.424
12. Mike Bothwell-FUR	So	15	21	53	.396
13. Ethan Stair-MER	Sr	15	36	91	.396
Tray Boyd III-ETSU	Sr	15	36	91	.396
15. Daivien Williamson-ETSU	So	15	22	56	.393

3-POINT FG MADE				
	Cl	G	3FG	Avg/G
1. Kaiden Rice-CIT	Jr	13	44	3.4
2. Kamdyn Curfman-VMI	Fr	15	47	3.1
3. Matt Halvorsen-WCU	Jr	12	35	2.9
4. Travis Eeve-VMI	Fr	15	41	2.7
5. Jordan Lyons-FUR	Sr	15	40	2.7
6. Storm Murphy-WOF	Jr	13	34	2.6
7. Brandon Austin-SAM	Sr	15	39	2.6
8. Fletcher Abee-CIT	Fr	13	33	2.5
9. Matt Ryan-UTC	Sr	14	35	2.5
10. Mason Faulkner-WCU	Jr	12	29	2.4
11. Tray Boyd III-ETSU	Sr	15	36	2.4
Ethan Stair-MER	Sr	15	36	2.4
13. Patrick Good-ETSU	Jr	15	35	2.3
14. Clay Mounce-FUR	Jr	15	33	2.2
15. Nathan Hoover-WOF	Sr	14	30	2.1

BLOCKED SHOTS				
	Cl	G	No.	Avg/G
1. James Dickey-UNCG	Sr	15	31	2.1
2. Kyrin Galloway-UNCG	Sr	15	23	1.5
3. Chevez Goodwin-WOF	Jr	14	19	1.4
4. Lucas N'Guessan-ETSU	Sr	15	20	1.3
5. Robert Allen-SAM	So	14	15	1.1
6. Jake Stephens-VMI	So	15	16	1.1
7. Jalen Dupree-SAM	Sr	15	15	1.0
8. Clay Mounce-FUR	Jr	15	14	0.9
Bo Hodges-ETSU	Jr	15	14	0.9
10. Brady Spence-CIT	Fr	11	9	0.8
11. Messiah Jones-WOF	Fr	14	10	0.7
12. Maciej Bender-MER	Jr	15	10	0.7
Noah Gurley-FUR	So	15	10	0.7
Xavier Cork-WCU	Fr	12	8	0.7
15. Logan Dye-SAM	So	15	9	0.6

ASSIST/TURNOVER RATIO					
	Cl	G	Ast.	T/O	Ratio
1. Alex Hunter-FUR	Jr	15	51	12	4.3
2. Garrett Gilkeson-VMI	Sr	15	50	15	3.3
3. Isaiah Tisdale-ETSU	Sr	15	46	19	2.4
4. Tyson Batiste-CIT	Sr	13	82	35	2.3
5. Mason Faulkner-WCU	Jr	12	76	40	1.9
6. Josh Sharkey-SAM	Sr	12	110	70	1.6
7. Djordje Dimitrijevic-MER	Sr	14	51	41	1.2

2019-20 Southern Conference
INDIVIDUAL BASKETBALL STATISTICS
Through games of Jan 03, 2020 (All games)

OFFENSIVE REBOUNDS	Cl	G	No.	Avg/G
1. Jeromy Rodriguez-ETSU	Sr	14	43	3.1
2. James Dickey-UNCG	Sr	15	45	3.0
3. Carlos Dotson-WCU	Sr	12	32	2.7
4. Jalen Dupree-SAM	Sr	15	38	2.5
5. Chevez Goodwin-WOF	Jr	14	34	2.4
6. Ramon Vila-UTC	Jr	14	32	2.3
7. Kaelon Harris-CIT	Sr	13	28	2.2
8. Robert Allen-SAM	So	14	30	2.1
9. Messiah Jones-WOF	Fr	14	29	2.1
10. Isaiah Miller-UNCG	Jr	15	31	2.1
11. Tyler Creamer-VMI	Sr	15	30	2.0
12. James Glisson III-MER	Fr	15	29	1.9
Clay Mounce-FUR	Jr	15	29	1.9
14. Ethan Stair-MER	Sr	15	28	1.9
15. Eddie Davis III-CIT	Sr	13	24	1.8

DEFENSIVE REBOUNDS	Cl	G	No.	Avg/G
1. Ethan Stair-MER	Sr	15	113	7.5
2. Carlos Dotson-WCU	Sr	12	74	6.2
3. Kaelon Harris-CIT	Sr	13	75	5.8
4. James Dickey-UNCG	Sr	15	83	5.5
5. Jeromy Rodriguez-ETSU	Sr	14	70	5.0
Mason Faulkner-WCU	Jr	12	60	5.0
7. Clay Mounce-FUR	Jr	15	74	4.9
8. Robert Allen-SAM	So	14	64	4.6
9. Eddie Davis III-CIT	Sr	13	59	4.5
10. Jalen Slawson-FUR	So	15	63	4.2
11. Rod Johnson-UTC	Jr	13	54	4.2
12. Jalen Dupree-SAM	Sr	15	62	4.1
13. Nathan Hoover-WOF	Sr	14	57	4.1
14. Garrett Gilkeson-VMI	Sr	15	61	4.1
15. Brandon Austin-SAM	Sr	15	60	4.0

MINUTES PLAYED	Cl	G	No.	Avg/G
1. Ethan Stair-MER	Sr	15	543	36.2
2. Josh Sharkey-SAM	Sr	12	419	34.9
3. Mason Faulkner-WCU	Jr	12	408	34.0
4. Djordje Dimitrijevic-MER	Sr	14	464	33.1
5. Brandon Austin-SAM	Sr	15	489	32.6
6. Nathan Hoover-WOF	Sr	14	454	32.4
7. Matt Halvorsen-WCU	Jr	12	388	32.3
8. Robert Allen-SAM	So	14	451	32.2
9. Jordan Lyons-FUR	Sr	15	482	32.1
10. Alex Hunter-FUR	Jr	15	476	31.7

2019-20 Southern Conference
Conference Team Highs
Through games of Jan 03, 2020 (All games)

TEAM HIGHS (highest totals made by)

Points	129	The Citadel vs Piedmont (12/10/19)
	117	ETSU vs Mars Hill (12/29/19)
	113	Samford at Houston Baptist (12/07/19)
	112	Wofford vs North Greenville (12/13/19)
	109	UNC Greensboro vs Averett (11/11/19)
Margin	76 (96-20)	VMI vs Christendom (11/20/19)
	72 (106-34)	UNC Greensboro vs William Peace (12/28/19)
	69 (117-48)	ETSU vs Mars Hill (12/29/19)
	68 (108-40)	The Citadel vs Carver (12/07/19)
	66 (98-32)	VMI vs Goucher (11/26/19)
Field goals made	46	The Citadel vs Piedmont (12/10/19)
	44	ETSU vs Mars Hill (12/29/19)
	43	Western Carolina vs Piedmont (12/28/19)
	41	Samford vs UVa-Wise (11/13/19)
	41	Mercer vs Milligan (12/28/19)
Field goal attempts	80	The Citadel vs Piedmont (12/10/19)
	79	Samford at Morehead State (11/05/19)
	79	Mercer vs Milligan (12/28/19)
	79	ETSU vs Mars Hill (12/29/19)
	77	The Citadel at Longwood (12/19/19)
Field goal percentage	.698 (37-53)	VMI vs Christendom (11/20/19)
	.661 (39-59)	Wofford vs North Greenville (12/13/19)
	.649 (37-57)	Samford at Houston Baptist (12/07/19)
	.644 (38-59)	Furman vs Columbia Int'l (11/22/19)
	.639 (39-61)	UNC Greensboro vs Averett (11/11/19)
3-Pt FG made	19	Wofford vs North Greenville (12/13/19)
	18	VMI vs Stetson (12/07/19)
	17	Furman at Elon (11/26/19)
	17	VMI vs Goucher (11/26/19)
	16	VMI vs Christendom (11/20/19)
3-Pt FG attempts	16	Western Carolina vs Piedmont (12/28/19)
	45	The Citadel at NC State (12/22/19)
	41	Furman at Alabama (11/19/19)
	41	The Citadel at Longwood (12/19/19)
	40	VMI vs Goucher (11/26/19)
3-Pt percentage	40	Wofford at North Carolina (12/15/19)
	.619 (13-21)	Samford at Houston Baptist (12/07/19)
	.615 (16-26)	VMI vs Christendom (11/20/19)
	.600 (9-15)	The Citadel vs UNC Asheville (11/09/19)
	.600 (6-10)	Mercer at UNC Greensboro (01/01/20)
Free throws made	.594 (19-32)	Wofford vs North Greenville (12/13/19)
	28	ETSU vs Delaware State (11/23/19)
	26	Samford at Houston Baptist (12/07/19)
	24	VMI vs UC Davis (11/17/19)
	23	Samford vs Auburn Montgomery (12/03/19)
Free throw attempts	23	The Citadel vs Piedmont (12/10/19)
	23	ETSU vs Cleveland State (12/21/19)
	36	ETSU vs Delaware State (11/23/19)
	34	Western Carolina at Jacksonville (11/21/19)
	32	Samford at Morehead State (11/05/19)
Free throw percentage	32	Western Carolina vs Gardner-Webb (11/09/19)
	32	Samford at Houston Baptist (12/07/19)
	32	VMI vs Ferrum (12/11/19)
	32	ETSU vs Mars Hill (12/29/19)
	1.000 (13-13)	Wofford vs William & Mary (11/12/19)

	1.000	(6-6)	VMI vs Christendom (11/20/19)
	.933	(14-15)	Mercer vs FGCU (11/15/19)
	.929	(13-14)	The Citadel at Marist (11/23/19)
	.909	(10-11)	Furman at Charleston Southern (11/12/19)
	.909	(10-11)	VMI at UNC Greensboro (11/24/19)
Rebounds	57		The Citadel vs Carver (12/07/19)
	56		ETSU vs Mars Hill (12/29/19)
	53		The Citadel vs Brevard (11/26/19)
	52		Samford vs Auburn Montgomery (12/03/19)
	50		Western Carolina vs Piedmont (12/28/19)
Assists	29		Chattanooga vs Tennessee Wesleyan (12/08/19)
	27		Wofford vs North Greenville (12/13/19)
	24		UNC Greensboro vs Averett (11/11/19)
	24		VMI vs UC Davis (11/17/19)
	24		The Citadel vs Carver (12/07/19)
	24		ETSU vs Mars Hill (12/29/19)
Steals	23		UNC Greensboro vs William Peace (12/28/19)
	20		ETSU vs Milligan (12/15/19)
	18		Samford vs Auburn Montgomery (12/03/19)
	17		VMI vs Goucher (11/26/19)
	17		Mercer vs Milligan (12/28/19)
	17		ETSU vs Mars Hill (12/29/19)
	17		UNC Greensboro vs Mercer (01/01/20)
Blocked shots	8		UNC Greensboro vs Averett (11/11/19)
	8		The Citadel vs Brevard (11/26/19)
	8		UNC Greensboro vs Kennesaw State (12/04/19)
	7		Samford at Morehead State (11/05/19)
	7		ETSU vs Newberry (11/06/19)
	7		ETSU at UT Martin (11/09/19)
	7		Wofford vs High Point (11/09/19)
	7		UNC Greensboro vs Appalachian State (11/18/19)
	7		ETSU vs Delaware State (11/23/19)
Turnovers	26		Samford vs Troy (11/23/19)
	24		Mercer at St. John's (11/06/19)
	24		Mercer at UNC Greensboro (01/01/20)
	22		The Citadel at Georgia (11/12/19)
	22		VMI at Virginia Tech (12/21/19)
	22		Western Carolina at Tennessee Tech (12/21/19)
Fouls	28		Mercer at St. John's (11/06/19)
	28		UNC Greensboro vs Kennesaw State (12/04/19)
	27		Furman at Auburn (12/05/19)
	26		Western Carolina at Jacksonville (11/21/19)
	25		Western Carolina at Georgia (11/05/19)
	25		ETSU at UT Martin (11/09/19)
	25		Samford at South Dakota State (11/27/19)
	25		ETSU at North Dakota State (12/07/19)
	25		The Citadel at Samford (01/01/20)

2019-20 Southern Conference
Conference Individual Highs
Through games of Jan 03, 2020 (All games)

INDIVIDUAL PLAYER GAME HIGHS

Points	40		Jordan Lyons (Furman) at VMI (01/01/20)
	33		Jordan Lyons (Furman) at Alabama (11/19/19)
	31		Mason Faulkner (Western Carolina) vs Chattanooga (12/03/19)
	31		Isaiah Miller (UNC Greensboro) vs Mercer (01/01/20)
	30		Kaiden Rice (The Citadel) vs ETSU (12/04/19)
Field goals made	13		Jeromy Rodriguez (ETSU) at The Citadel (12/04/19)
	13		Isaiah Miller (UNC Greensboro) vs Mercer (01/01/20)
	12		Isaiah Miller (UNC Greensboro) vs Kennesaw State (12/04/19)
	12		Isaiah Miller (UNC Greensboro) at Radford (12/07/19)
	11		Kaiden Rice (The Citadel) vs ETSU (12/04/19)
	11		Noah Gurley (Furman) vs USC Upstate (12/08/19)
	11		Jordan Lyons (Furman) at VMI (01/01/20)
	11		Josh Sharkey (Samford) vs The Citadel (01/01/20)
Field goal attempts	25		Isaiah Miller (UNC Greensboro) vs Mercer (01/01/20)
	24		Josh Sharkey (Samford) at Morehead State (11/05/19)
	21		Greg Parham (VMI) at East Carolina (11/05/19)
	21		Isaiah Miller (UNC Greensboro) vs Montana State (11/16/19)
	21		Isaiah Miller (UNC Greensboro) vs Appalachian State (11/18/19)
	21		Jordan Lyons (Furman) at Alabama (11/19/19)
	21		Isaiah Miller (UNC Greensboro) vs Kennesaw State (12/04/19)
	21		Isaiah Miller (UNC Greensboro) at Radford (12/07/19)
	21		Kaiden Rice (The Citadel) at NC State (12/22/19)
Field goal percentage	1.000	(10-10)	Noah Gurley (Furman) vs Southern Wesleyan (11/15/19)
	.909	(10-11)	Carlos Dotson (Western Carolina) vs Chattanooga (12/03/19)
	.889	(8-9)	Kaleb Hunter (UNC Greensboro) vs Averett (11/11/19)
	.889	(8-9)	Ramon Vila (Chattanooga) vs Tennessee Wesleyan (12/08/19)
	.889	(8-9)	Messiah Jones (Wofford) vs North Greenville (12/13/19)
3-Pt FG made	10		Jordan Lyons (Furman) at VMI (01/01/20)
	7		Patrick Good (ETSU) at UT Martin (11/09/19)
	7		Deandre Thomas (Samford) vs Troy (11/23/19)
	7		Isaiah Bigelow (Wofford) vs North Greenville (12/13/19)
	6		Travis Eeve (VMI) vs Presbyterian (11/11/19)
	6		Jordan Lyons (Furman) at Alabama (11/19/19)
	6		Ethan Stair (Mercer) at Georgia Southern (11/19/19)
	6		Sean Conway (VMI) vs Christendom (11/20/19)
	6		Kaiden Rice (The Citadel) at Marist (11/23/19)
	6		Clay Mounce (Furman) at Elon (11/26/19)
	6		Brandon Austin (Samford) at Houston Baptist (12/07/19)
	6		Fletcher Abee (The Citadel) vs Piedmont (12/10/19)
	6		Mike Bothwell (Furman) vs North Greenville (12/11/19)
	6		Kaiden Rice (The Citadel) at Longwood (12/19/19)
	6		Travis Eeve (VMI) at Virginia Tech (12/21/19)
	6		Travis Eeve (VMI) at USC Upstate (12/29/19)
3-Pt FG attempts	16		Jordan Lyons (Furman) at Alabama (11/19/19)
	15		Kaiden Rice (The Citadel) at NC State (12/22/19)
	14		Kaiden Rice (The Citadel) at Longwood (12/19/19)
	12		Mason Faulkner (Western Carolina) at Georgia (11/05/19)
	12		Matt Ryan (Chattanooga) at Troy (11/12/19)
	12		Kaiden Rice (The Citadel) at Marist (11/23/19)
	12		Fletcher Abee (The Citadel) vs Carver (12/07/19)
	12		Matt Ryan (Chattanooga) vs Troy (12/15/19)
	12		Travis Eeve (VMI) at Virginia Tech (12/21/19)
	12		Nathan Hoover (Wofford) at Kennesaw State (12/22/19)
	12		Jordan Lyons (Furman) at VMI (01/01/20)
3-Pt percentage	.875	(7-8)	Isaiah Bigelow (Wofford) vs North Greenville (12/13/19)

	.833	(10-12)	Jordan Lyons (Furman) at VMI (01/01/20)
	.833	(5-6)	Clay Mounce (Furman) vs Loyola Chicago (11/08/19)
	.833	(5-6)	Fletcher Abee (The Citadel) vs UNC Asheville (11/09/19)
	.833	(5-6)	David Jean-Baptiste (Chattanooga) vs South Alabama (11/15/19)
	.833	(5-6)	Daivien Williamson (ETSU) at Little Rock (11/30/19)
	.833	(5-6)	Kamdyn Curfman (VMI) at Virginia Tech (12/21/19)
	.833	(5-6)	Matt Halvorsen (Western Carolina) vs Piedmont (12/28/19)
Free throws made	13		Jordan Lyons (Furman) at Alabama (11/19/19)
	13		Kaelon Harris (The Citadel) at Longwood (12/19/19)
	12		Mason Faulkner (Western Carolina) vs Chattanooga (12/03/19)
	11		Mason Faulkner (Western Carolina) at Stetson (11/24/19)
	11		Josh Sharkey (Samford) vs Auburn Montgomery (12/03/19)
Free throw attempts	16		Mason Faulkner (Western Carolina) vs Chattanooga (12/03/19)
	14		Kaelon Harris (The Citadel) at Longwood (12/19/19)
	13		Jordan Lyons (Furman) at Alabama (11/19/19)
	13		Josh Sharkey (Samford) vs Auburn Montgomery (12/03/19)
	13		Jordan Lyons (Furman) vs Winthrop (12/14/19)
Free throw percentage	1.000	(13-13)	Jordan Lyons (Furman) at Alabama (11/19/19)
	1.000	(8-8)	Lucas N'Guessan (ETSU) vs Southern Utah (11/24/19)
	1.000	(8-8)	Jalen Dupree (Samford) at Houston Baptist (12/07/19)
	1.000	(8-8)	Jordan Lyons (Furman) at VMI (01/01/20)
	.929	(13-14)	Kaelon Harris (The Citadel) at Longwood (12/19/19)
Rebounds	17		Tyler Creammer (VMI) vs UC Davis (11/17/19)
	16		Jeromy Rodriguez (ETSU) at The Citadel (12/04/19)
	16		Ethan Stair (Mercer) at UNCW (12/16/19)
	15		Carlos Dotson (Western Carolina) at Georgia (11/05/19)
	14		Vonnie Patterson (ETSU) vs Appalachian State (11/26/19)
	14		Eddie Davis III (The Citadel) vs Carver (12/07/19)
Assists	15		Josh Sharkey (Samford) at Houston Baptist (12/07/19)
	15		Josh Sharkey (Samford) vs Alabama (12/18/19)
	14		Josh Sharkey (Samford) vs Troy (11/23/19)
	11		Tyson Batiste (The Citadel) at Southeast Missouri (11/19/19)
	10		Josh Sharkey (Samford) vs Kentucky Wesleyan (11/07/19)
	10		Mason Faulkner (Western Carolina) vs North Carolina A&T (11/12/19)
	10		Djordje Dimitrijevic (Mercer) vs Furman (12/20/19)
Steals	9		Isaiah Miller (UNC Greensboro) vs Mercer (01/01/20)
	8		Tray Boyd III (ETSU) vs Mars Hill (12/29/19)
	7		Mohammed Abdulsalam (UNC Greensboro) at Georgetown (11/30/19)
	7		Josh Sharkey (Samford) vs Auburn Montgomery (12/03/19)
	6		Keyshaun Langley (UNC Greensboro) vs Averett (11/11/19)
	6		Djordje Dimitrijevic (Mercer) at Georgia Southern (11/19/19)
	6		Tray Boyd III (ETSU) vs Delaware State (11/23/19)
	6		Josh Sharkey (Samford) at South Dakota State (11/27/19)
	6		Josh Sharkey (Samford) at Hawaii (12/15/19)
Blocked shots	4		Chevez Goodwin (Wofford) vs High Point (11/09/19)
	4		James Dickey (UNC Greensboro) vs Appalachian State (11/18/19)
	4		Logan Dye (Samford) vs Manhattan (11/19/19)
	4		Onno Steger (Western Carolina) at Jacksonville (11/21/19)
	4		James Dickey (UNC Greensboro) vs Kennesaw State (12/04/19)
	4		Maciej Bender (Mercer) vs Furman (12/20/19)
	4		James Dickey (UNC Greensboro) vs Northern Kentucky (12/21/19)
	4		Jake Stephens (VMI) at USC Upstate (12/29/19)
Turnovers	8		Josh Sharkey (Samford) at South Dakota State (11/27/19)
	8		Josh Sharkey (Samford) at Georgetown (12/21/19)
	8		Josh Sharkey (Samford) vs The Citadel (01/01/20)
	7		Chevez Goodwin (Wofford) vs Erskine (11/05/19)
	7		J.P. Robinson (Samford) at Belmont (11/11/19)
	7		Mason Faulkner (Western Carolina) vs North Carolina A&T (11/12/19)

7	Tyson Batiste (The Citadel) at Southeast Missouri (11/19/19)
7	Noah Gurley (Furman) vs Winthrop (12/14/19)
7	Josh Sharkey (Samford) vs Alabama (12/18/19)
7	Travis Eevee (VMI) at Virginia Tech (12/21/19)

2019-20 Southern Conference
CONFERENCE BASKETBALL STATISTICS
Through games of Jan 03, 2020 (Conference games only)

SCORING OFFENSE	G	W-L	Pts	Avg/G
1. Western Carolina	1	1-0	87	87.0
2. Chattanooga	1	0-1	77	77.0
3. Furman	2	2-0	153	76.5
4. The Citadel	2	0-2	152	76.0
5. UNC Greensboro	2	2-0	146	73.0
6. ETSU	2	2-0	145	72.5
7. Samford	1	1-0	69	69.0
8. VMI	2	0-2	136	68.0
9. Mercer	2	0-2	125	62.5
10. Wofford	1	0-1	48	48.0

SCORING DEFENSE	G	Pts	Avg/G
1. Wofford	1	49	49.0
2. UNC Greensboro	2	126	63.0
3. ETSU	2	132	66.0
4. Furman	2	135	67.5
5. Samford	1	68	68.0
Mercer	2	136	68.0
7. Western Carolina	1	77	77.0
8. VMI	2	163	81.5
9. The Citadel	2	165	82.5
10. Chattanooga	1	87	87.0

SCORING MARGIN	G	Offense	Defense	Margin
1. Western Carolina	1	87.0	77.0	+10.0
UNC Greensboro	2	73.0	63.0	+10.0
3. Furman	2	76.5	67.5	+9.0
4. ETSU	2	72.5	66.0	+6.5
5. Samford	1	69.0	68.0	+1.0
6. Wofford	1	48.0	49.0	-1.0
7. Mercer	2	62.5	68.0	-5.5
8. The Citadel	2	76.0	82.5	-6.5
9. Chattanooga	1	77.0	87.0	-10.0
10. VMI	2	68.0	81.5	-13.5

FREE THROW PCT	G	FTM	FTA	Pct.
1. VMI	2	25	31	.806
2. Western Carolina	1	21	28	.750
3. Furman	2	24	34	.706
Samford	1	12	17	.706
5. ETSU	2	23	33	.697
6. The Citadel	2	24	37	.649
7. Mercer	2	11	17	.647
8. Chattanooga	1	10	16	.625
9. UNC Greensboro	2	29	47	.617
10. Wofford	1	6	10	.600

FIELD GOAL PERCENTAGE	G	FGM	FGA	Pct.
1. Western Carolina	1	29	55	.527
2. Furman	2	54	109	.495
3. Mercer	2	50	101	.495
4. ETSU	2	54	112	.482
5. Chattanooga	1	29	63	.460
6. Samford	1	27	59	.458
7. UNC Greensboro	2	51	116	.440
8. The Citadel	2	54	126	.429
9. VMI	2	47	112	.420
10. Wofford	1	18	49	.367

FIELD GOAL PCT DEFENSE	G	FGM	FGA	Pct.
1. Samford	1	23	63	.365
2. Wofford	1	18	47	.383
3. Mercer	2	52	122	.426
4. ETSU	2	49	112	.438
5. Furman	2	50	114	.439
6. Western Carolina	1	29	63	.460
7. UNC Greensboro	2	47	99	.475
8. The Citadel	2	63	124	.508
9. VMI	2	53	103	.515
10. Chattanooga	1	29	55	.527

3-POINT FG PCT	G	3FGM	3FGA	Pct.
1. Mercer	2	14	32	.438
2. Furman	2	21	49	.429
3. Western Carolina	1	8	19	.421
4. UNC Greensboro	2	15	43	.349
5. The Citadel	2	20	59	.339
6. VMI	2	17	52	.327
7. Chattanooga	1	9	29	.310
8. Wofford	1	6	20	.300
9. ETSU	2	14	47	.298
10. Samford	1	3	18	.167

3-POINT FG PCT DEFENSE	G	3FGM	3FGA	Pct.
1. Wofford	1	5	24	.208
2. The Citadel	2	12	41	.293
3. Western Carolina	1	9	29	.310
4. Furman	2	16	51	.314
5. ETSU	2	14	43	.326
6. Samford	1	12	36	.333
Mercer	2	16	48	.333
8. Chattanooga	1	8	19	.421
9. UNC Greensboro	2	15	33	.455
VMI	2	20	44	.455

REBOUNDING OFFENSE	G	Rebounds	Avg/G
1. Samford	1	41	41.0
2. ETSU	2	78	39.0
Western Carolina	1	39	39.0
4. Mercer	2	67	33.5
5. UNC Greensboro	2	66	33.0
6. Wofford	1	32	32.0
7. Furman	2	60	30.0
8. The Citadel	2	57	28.5
9. VMI	2	56	28.0
10. Chattanooga	1	25	25.0

REBOUNDING DEFENSE	G	Rebounds	Avg/G
1. Western Carolina	1	25	25.0
2. ETSU	2	52	26.0
3. Mercer	2	59	29.5
4. UNC Greensboro	2	61	30.5
5. Furman	2	62	31.0
6. Wofford	1	33	33.0
7. VMI	2	67	33.5
8. Samford	1	37	37.0
9. Chattanooga	1	39	39.0
10. The Citadel	2	86	43.0

2019-20 Southern Conference
CONFERENCE BASKETBALL STATISTICS
Through games of Jan 03, 2020 (Conference games only)

REBOUNDING MARGIN	G	Team	Avg.	Opp.	Avg.	Margin
1. Western Carolina	1	39	39.0	25	25.0	+14.0
2. ETSU	2	78	39.0	52	26.0	+13.0
3. Mercer	2	67	33.5	59	29.5	+4.0
4. Samford	1	41	41.0	37	37.0	+4.0
5. UNC Greensboro	2	66	33.0	61	30.5	+2.5
6. Furman	2	60	30.0	62	31.0	-1.0
Wofford	1	32	32.0	33	33.0	-1.0
8. VMI	2	56	28.0	67	33.5	-5.5
9. Chattanooga	1	25	25.0	39	39.0	-14.0
10. The Citadel	2	57	28.5	86	43.0	-14.5

BLOCKED SHOTS	G	No.	Avg/G
1. ETSU	2	11	5.5
2. UNC Greensboro	2	8	4.0
3. Mercer	2	6	3.0
4. Samford	1	2	2.0
Chattanooga	1	2	2.0
Wofford	1	2	2.0
The Citadel	2	4	2.0
8. VMI	2	3	1.5
9. Furman	2	2	1.0
Western Carolina	1	1	1.0

ASSISTS	G	No.	Avg/G
1. The Citadel	2	28	14.0
VMI	2	28	14.0
3. Furman	2	24	12.0
Mercer	2	24	12.0
5. Western Carolina	1	11	11.0
Chattanooga	1	11	11.0
7. ETSU	2	21	10.5
8. UNC Greensboro	2	16	8.0
Samford	1	8	8.0
10. Wofford	1	5	5.0

STEALS	G	No.	Avg/G
1. UNC Greensboro	2	21	10.5
2. The Citadel	2	18	9.0
VMI	2	18	9.0
4. Wofford	1	7	7.0
5. Furman	2	13	6.5
6. ETSU	2	11	5.5
7. Mercer	2	10	5.0
Samford	1	5	5.0
9. Chattanooga	1	4	4.0
10. Western Carolina	1	2	2.0

TURNOVER MARGIN	G	Team	Avg.	Opp.	Avg.	Margin
1. UNC Greensboro	2	23	11.5	40	20.0	+8.5
2. Chattanooga	1	8	8.0	14	14.0	+6.0
3. The Citadel	2	27	13.5	32	16.0	+2.5
4. Samford	1	16	16.0	18	18.0	+2.0
5. Wofford	1	14	14.0	15	15.0	+1.0
6. Furman	2	25	12.5	25	12.5	+0.0
7. VMI	2	28	14.0	27	13.5	-0.5
8. ETSU	2	31	15.5	23	11.5	-4.0
9. Western Carolina	1	14	14.0	8	8.0	-6.0
10. Mercer	2	37	18.5	21	10.5	-8.0

ASSIST/TURNOVER RATIO	G	Ast.	Avg.	T/O	Avg.	Ratio
1. Chattanooga	1	11	11.0	8	8.0	1.4
2. The Citadel	2	28	14.0	27	13.5	1.0
3. VMI	2	28	14.0	28	14.0	1.0
4. Furman	2	24	12.0	25	12.5	1.0
5. Western Carolina	1	11	11.0	14	14.0	0.8
6. UNC Greensboro	2	16	8.0	23	11.5	0.7
7. ETSU	2	21	10.5	31	15.5	0.7
8. Mercer	2	24	12.0	37	18.5	0.6
9. Samford	1	8	8.0	16	16.0	0.5
10. Wofford	1	5	5.0	14	14.0	0.4

OFFENSIVE REBOUNDS	G	No.	Avg/G
1. ETSU	2	25	12.5
2. Western Carolina	1	12	12.0
3. UNC Greensboro	2	22	11.0
4. Samford	1	9	9.0
The Citadel	2	18	9.0
Wofford	1	9	9.0
7. VMI	2	16	8.0
8. Chattanooga	1	7	7.0
9. Furman	2	13	6.5
10. Mercer	2	12	6.0

DEFENSIVE REBOUNDS	G	No.	Avg/G
1. Samford	1	32	32.0
2. Mercer	2	55	27.5
3. Western Carolina	1	27	27.0
4. ETSU	2	53	26.5
5. Furman	2	47	23.5
6. Wofford	1	23	23.0
7. UNC Greensboro	2	44	22.0
8. VMI	2	40	20.0
9. The Citadel	2	39	19.5
10. Chattanooga	1	18	18.0

DEFENSIVE REB PCT.	G	D-Reb	Opp. OR	D-Reb%
1. UNC Greensboro	2	44	11	.800
2. Western Carolina	1	27	7	.794
3. ETSU	2	53	14	.791
4. Mercer	2	55	19	.743
5. Furman	2	47	17	.734
6. Wofford	1	23	9	.719
7. VMI	2	40	16	.714
8. Samford	1	32	13	.711
9. The Citadel	2	39	25	.609
10. Chattanooga	1	18	12	.600

OFFENSIVE REB PCT.	G	O-Reb	Opp. DR	O-Reb%
1. Western Carolina	1	12	18	.400
2. ETSU	2	25	38	.397
3. UNC Greensboro	2	22	50	.306
4. Samford	1	9	24	.273
Wofford	1	9	24	.273
6. VMI	2	16	51	.239
7. Mercer	2	12	40	.231
8. The Citadel	2	18	61	.228
9. Furman	2	13	45	.224
10. Chattanooga	1	7	27	.206

2019-20 Southern Conference
CONFERENCE BASKETBALL STATISTICS
Through games of Jan 03, 2020 (Conference games only)

3-POINT FG MADE	G	No.	Avg/G
1. Furman	2	21	10.5
2. The Citadel	2	20	10.0
3. Chattanooga	1	9	9.0
4. VMI	2	17	8.5
5. Western Carolina	1	8	8.0
6. UNC Greensboro	2	15	7.5
7. Mercer	2	14	7.0
ETSU	2	14	7.0
9. Wofford	1	6	6.0
10. Samford	1	3	3.0

2019-20 Southern Conference
CONFERENCE BASKETBALL STATISTICS
Through games of Jan 03, 2020 (Conference games only)

Team	Conference	Pct.	PF	PA	Overall	Pct.	PF	PA	Current unbeaten streak
Furman	2-0	1.000	76.5	67.5	2-0	1.000	76.5	67.5	UNC Greensboro -- 2
UNC Greensboro	2-0	1.000	73.0	63.0	2-0	1.000	73.0	63.0	Furman -- 2
ETSU	2-0	1.000	72.5	66.0	2-0	1.000	72.5	66.0	ETSU -- 2
Western Carolina	1-0	1.000	87.0	77.0	1-0	1.000	87.0	77.0	Western Carolina -- 1
Samford	1-0	1.000	69.0	68.0	1-0	1.000	69.0	68.0	Samford -- 1
Chattanooga	0-1	.000	77.0	87.0	0-1	.000	77.0	87.0	
Wofford	0-1	.000	48.0	49.0	0-1	.000	48.0	49.0	
The Citadel	0-2	.000	76.0	82.5	0-2	.000	76.0	82.5	
VMI	0-2	.000	68.0	81.5	0-2	.000	68.0	81.5	
Mercer	0-2	.000	62.5	68.0	0-2	.000	62.5	68.0	

TEAM SUMMARIES	G	PF-PA	Avg score	Margin	FG-FGA	Pct.	3FG-FGA	Pct.	FT-FTA	Pct.	RebF	RebA	Margin
Chattanooga	1	77-87	77.0-87.0	-10.0	29-63	.460	9-29	.310	10-16	.625	25	39	-14.0
ETSU	2	145-132	72.5-66.0	+6.5	54-112	.482	14-47	.298	23-33	.697	78	52	+13.0
Furman	2	153-135	76.5-67.5	+9.0	54-109	.495	21-49	.429	24-34	.706	60	62	-1.0
Mercer	2	125-136	62.5-68.0	-5.5	50-101	.495	14-32	.438	11-17	.647	67	59	+4.0
Samford	1	69-68	69.0-68.0	+1.0	27-59	.458	3-18	.167	12-17	.706	41	37	+4.0
The Citadel	2	152-165	76.0-82.5	-6.5	54-126	.429	20-59	.339	24-37	.649	57	86	-14.5
UNC Greensboro	2	146-126	73.0-63.0	+10.0	51-116	.440	15-43	.349	29-47	.617	66	61	+2.5
VMI	2	136-163	68.0-81.5	-13.5	47-112	.420	17-52	.327	25-31	.806	56	67	-5.5
Western Carolina	1	87-77	87.0-77.0	+10.0	29-55	.527	8-19	.421	21-28	.750	39	25	+14.0
Wofford	1	48-49	48.0-49.0	-1.0	18-49	.367	6-20	.300	6-10	.600	32	33	-1.0

ATTENDANCE	Home	Average	Away	Average	Neutral	Average	Total	Average
Chattanooga	0-0	0	1-2021	2021	0-0	0	1-2021	2021
ETSU	1-5274	5274	1-629	629	0-0	0	2-5903	2952
Furman	0-0	0	2-4122	2061	0-0	0	2-4122	2061
Mercer	1-3172	3172	1-2374	2374	0-0	0	2-5546	2773
Samford	1-305	305	0-0	0	0-0	0	1-305	305
The Citadel	1-629	629	1-305	305	0-0	0	2-934	467
UNC Greensboro	2-5118	2559	0-0	0	0-0	0	2-5118	2559
VMI	1-950	950	1-2744	2744	0-0	0	2-3694	1847
Western Carolina	1-2021	2021	0-0	0	0-0	0	1-2021	2021
Wofford	0-0	0	1-5274	5274	0-0	0	1-5274	5274
Totals	8-17469	2184	8-17469	2184	0-0	0	16-34938	2184

2019-20 Southern Conference
INDIVIDUAL BASKETBALL STATISTICS
Through games of Jan 03, 2020 (Conference games only)

To be ranked, a player must appear in at least 75.0% of their team's games.

SCORING							REBOUNDING						
	Cl	G	FG	3FG	FT	Pts Avg/G		Cl	G	Off	Def	Total	Avg/G
1. Jordan Lyons-FUR	Sr	2	20	13	12	65 32.5	1. Jeromy Rodriguez-ETSU	Sr	2	14	10	24	12.0
2. Mason Faulkner-WCU	Jr	1	8	3	12	31 31.0	Carlos Dotson-WCU	Sr	1	4	8	12	12.0
3. Isaiah Miller-UNCG	Jr	2	22	2	8	54 27.0	Robert Allen-SAM	So	1	1	11	12	12.0
Josh Sharkey-SAM	Sr	1	11	1	4	27 27.0	4. James Dickey-UNCG	Sr	2	7	12	19	9.5
5. Kaiden Rice-CIT	Jr	2	17	8	8	47 23.5	5. Messiah Jones-WOF	Fr	1	6	3	9	9.0
6. Carlos Dotson-WCU	Sr	1	10	0	1	21 21.0	6. Maciej Bender-MER	Jr	2	5	11	16	8.0
7. Messiah Jones-WOF	Fr	1	6	0	6	18 18.0	Clay Mounce-FUR	Jr	2	4	12	16	8.0
Matt Ryan-UTC	Sr	1	8	2	0	18 18.0	8. Ethan Stair-MER	Sr	2	2	12	14	7.0
9. Jeromy Rodriguez-ETSU	Sr	2	16	0	3	35 17.5	Lucas N'Guessan-ETSU	Sr	2	4	10	14	7.0
10. Garrett Gilkeson-VMI	Sr	2	11	6	5	33 16.5	Onno Steger-WCU	Sr	1	2	5	7	7.0
11. Robert Allen-SAM	So	1	7	1	1	16 16.0	Matt Ryan-UTC	Sr	1	1	6	7	7.0
12. Tray Boyd III-ETSU	Sr	2	12	6	0	30 15.0	12. Jalen Slawson-FUR	So	2	2	11	13	6.5
13. David Jean-Baptiste-UTC	Jr	1	6	1	1	14 14.0	Kaelon Harris-CIT	So	2	4	9	13	6.5
14. Kaelon Harris-CIT	Sr	2	9	1	7	26 13.0	14. Isaiah Miller-UNCG	Jr	2	4	8	12	6.0
15. Clay Mounce-FUR	Jr	2	8	4	5	25 12.5	Mason Faulkner-WCU	Jr	1	2	4	6	6.0
16. Ethan Stair-MER	Sr	2	10	2	2	24 12.0	Josh Sharkey-SAM	Sr	1	1	5	6	6.0
A.J. Caldwell-UTC	So	1	5	1	1	12 12.0	Isaiah Bigelow-WOF	Fr	1	1	5	6	6.0
18. Djordje Dimitrijevic-MER	Sr	2	9	2	2	22 11.0	18. Bo Hodges-ETSU	Jr	2	1	10	11	5.5
Jeff Gary-MER	Jr	2	9	4	0	22 11.0	Eddie Davis III-CIT	Sr	2	2	9	11	5.5
Maurice Commander-UTC	So	1	3	2	3	11 11.0	20. Jake Stephens-VMI	So	2	4	6	10	5.0
21. Maciej Bender-MER	Jr	2	10	0	1	21 10.5	Logan Padgett-SAM	Fr	1	1	4	5	5.0
Kamdyn Curfman-VMI	Fr	2	7	4	3	21 10.5	Matt Halvorsen-WCU	Jr	1	0	5	5	5.0
Rudy Fitzgibbons III-CIT	Fr	2	6	2	4	21 10.5							
24. Daivien Williamson-ETSU	So	2	6	2	6	20 10.0							
Kyrin Galloway-UNCG	Sr	2	6	5	3	20 10.0							
26. Isaiah Tisdale-ETSU	Sr	2	5	1	7	18 9.0							
Noah Gurley-FUR	So	2	8	0	2	18 9.0							
Onno Steger-WCU	Sr	1	2	1	4	9 9.0							
29. Malik Massey-UNCG	Sr	2	3	2	8	16 8.0							
Isaiah Bigelow-WOF	Fr	1	3	2	0	8 8.0							
Kameron Gibson-WCU	So	1	3	2	0	8 8.0							

FIELD GOAL PCT						ASSISTS			
	Cl	G	FGM	FGA	Pct.		Cl	G	No. Avg/G
1. Carlos Dotson-WCU	Sr	1	10	11	.909	1. Tyson Batiste-CIT	Sr	2	13 6.5
2. Jeromy Rodriguez-ETSU	Sr	2	16	21	.762	2. Mason Faulkner-WCU	Jr	1	6 6.0
3. Jalen Dupree-SAM	Sr	1	3	4	.750	Josh Sharkey-SAM	Sr	1	6 6.0
4. Robert Allen-SAM	So	1	7	10	.700	4. Djordje Dimitrijevic-MER	Sr	2	11 5.5
5. Messiah Jones-WOF	Fr	1	6	9	.667	Isaiah Tisdale-ETSU	Sr	2	11 5.5
Mohammed Abdulsalam-UNCG	So	2	6	9	.667	6. Maurice Commander-UTC	So	1	4 4.0
7. Garrett Gilkeson-VMI	Sr	2	11	17	.647	7. Noah Gurley-FUR	So	2	7 3.5
8. Josh Sharkey-SAM	Sr	1	11	18	.611	Greg Parham-VMI	Jr	2	7 3.5
9. Jordan Lyons-FUR	Sr	2	20	33	.606	9. Garrett Gilkeson-VMI	Sr	2	6 3.0
10. Rudy Fitzgibbons III-CIT	Fr	2	6	10	.600	10. Keyshaun Langley-UNCG	Fr	2	5 2.5
Maurice Commander-UTC	So	1	3	5	.600	Jordan Lyons-FUR	Sr	2	5 2.5
Chevez Goodwin-WOF	Jr	1	3	5	.600	Alex Hunter-FUR	Jr	2	5 2.5
13. Kaiden Rice-CIT	Jr	2	17	30	.567	13. Rudy Fitzgibbons III-CIT	Fr	2	4 2.0
14. Jeff Gary-MER	Jr	2	9	16	.563	Louis Tang-VMI	Fr	2	4 2.0
15. Kyrin Galloway-UNCG	Sr	2	6	11	.545	Travis Eeve-VMI	Fr	2	4 2.0
Hayden Brown-CIT	Jr	2	6	11	.545	Daniel Love-MER	So	2	4 2.0
						Eddie Davis III-CIT	Sr	2	4 2.0
						Mike Bothwell-FUR	So	2	4 2.0
						Ethan Stair-MER	Sr	2	4 2.0
						Donovan Theme-Love-WOF	Sr	1	2 2.0
						Onno Steger-WCU	Sr	1	2 2.0
						Storm Murphy-WOF	Jr	1	2 2.0
						Matt Halvorsen-WCU	Jr	1	2 2.0
						David Jean-Baptiste-UTC	Jr	1	2 2.0
						Ramon Vila-UTC	Jr	1	2 2.0

2019-20 Southern Conference
INDIVIDUAL BASKETBALL STATISTICS
Through games of Jan 03, 2020 (Conference games only)

FREE THROW PCT					
	Cl	G	FTM	FTA	Pct.
1. Messiah Jones-WOF	Fr	1	6	6	1.000
Daivien Williamson-ETSU	So	2	6	6	1.000
Keyshaun Langley-UNCG	Fr	2	4	4	1.000
Onno Steger-WCU	Sr	1	4	4	1.000
Stefan Kenic-UTC	Jr	1	2	2	1.000
6. Jordan Lyons-FUR	Sr	2	12	13	.923
7. Kaiden Rice-CIT	Jr	2	8	9	.889
Malik Massey-UNCG	Sr	2	8	9	.889
9. Sean Conway-VMI	Fr	2	7	8	.875
10. Garrett Gilkeson-VMI	Sr	2	5	6	.833
Jalen Slawson-FUR	So	2	5	6	.833
Clay Mounce-FUR	Jr	2	5	6	.833
13. Josh Sharkey-SAM	Sr	1	4	5	.800
Myles Lewis-VMI	Jr	2	4	5	.800
15. Mason Faulkner-WCU	Jr	1	12	16	.750
Deandre Thomas-SAM	So	1	3	4	.750
Maurice Commander-UTC	So	1	3	4	.750
Marcus Thomas-WCU	Jr	1	3	4	.750

STEALS				
	Cl	G	No.	Avg/G
1. Isaiah Miller-UNCG	Jr	2	10	5.0
2. Deandre Thomas-SAM	So	1	3	3.0
Isaiah Bigelow-WOF	Fr	1	3	3.0
Justin Brown-UTC	So	1	3	3.0
5. Sean Conway-VMI	Fr	2	5	2.5
Alex Hunter-FUR	Jr	2	5	2.5
7. Travis Evey-VMI	Fr	2	4	2.0
Malik Massey-UNCG	Sr	2	4	2.0
Fletcher Abee-CIT	Fr	2	4	2.0
Tyson Batiste-CIT	Sr	2	4	2.0
Ethan Stair-MER	Sr	2	4	2.0
Isaiah Tisdale-ETSU	Sr	2	4	2.0
Robert Allen-SAM	So	1	2	2.0
Nathan Hoover-WOF	Sr	1	2	2.0
15. Patrick Good-ETSU	Jr	2	3	1.5
Daniel Love-MER	So	2	3	1.5
Jordan Lyons-FUR	Sr	2	3	1.5
Keyshaun Langley-UNCG	Fr	2	3	1.5
Garrett Gilkeson-VMI	Sr	2	3	1.5

3-POINT FG PCT					
	Cl	G	3FG	FGA	Pct.
1. Matt Halvorsen-WCU	Jr	1	2	2	1.000
Ryan Larson-WOF	So	1	1	1	1.000
Grant Ledford-UTC	Fr	1	1	1	1.000
4. Clay Mounce-FUR	Jr	2	4	6	.667
Maurice Commander-UTC	So	1	2	3	.667
6. Jordan Lyons-FUR	Sr	2	13	20	.650
7. Hayden Brown-CIT	Jr	2	3	5	.600
8. Garrett Gilkeson-VMI	Sr	2	6	11	.545
9. Kyrin Galloway-UNCG	Sr	2	5	10	.500
Mike Bothwell-FUR	So	2	2	4	.500
Storm Murphy-WOF	Jr	1	2	4	.500
Kameron Gibson-WCU	So	1	2	4	.500
Daniel Love-MER	So	2	2	4	.500
Stefan Kenic-UTC	Jr	1	1	2	.500
15. Patrick Good-ETSU	Jr	2	5	11	.455

3-POINT FG MADE				
	Cl	G	3FG	Avg/G
1. Jordan Lyons-FUR	Sr	2	13	6.5
2. Kaiden Rice-CIT	Jr	2	8	4.0
3. Tray Boyd III-ETSU	Sr	2	6	3.0
Garrett Gilkeson-VMI	Sr	2	6	3.0
Mason Faulkner-WCU	Jr	1	3	3.0
6. Patrick Good-ETSU	Jr	2	5	2.5
Kyrin Galloway-UNCG	Sr	2	5	2.5
8. Jeff Gary-MER	Jr	2	4	2.0
Kamdyn Curfman-VMI	Fr	2	4	2.0
Clay Mounce-FUR	Jr	2	4	2.0
Matt Ryan-UTC	Sr	1	2	2.0
Isaiah Bigelow-WOF	Fr	1	2	2.0
Kameron Gibson-WCU	So	1	2	2.0
Storm Murphy-WOF	Jr	1	2	2.0
Matt Halvorsen-WCU	Jr	1	2	2.0
Maurice Commander-UTC	So	1	2	2.0

BLOCKED SHOTS				
	Cl	G	No.	Avg/G
1. James Dickey-UNCG	Sr	2	5	2.5
2. Maciej Bender-MER	Jr	2	4	2.0
Lucas N'Guessan-ETSU	Sr	2	4	2.0
Justin Brown-UTC	So	1	2	2.0
5. Jeromy Rodriguez-ETSU	Sr	2	3	1.5
Eddie Davis III-CIT	Sr	2	3	1.5
7. Kyrin Galloway-UNCG	Sr	2	2	1.0
Tray Boyd III-ETSU	Sr	2	2	1.0
Clay Mounce-FUR	Jr	2	2	1.0
Robert Allen-SAM	So	1	1	1.0
Messiah Jones-WOF	Fr	1	1	1.0
Tyler Harris-WCU	Fr	1	1	1.0
Isaiah Bigelow-WOF	Fr	1	1	1.0
Logan Dye-SAM	So	1	1	1.0
15. Sean Conway-VMI	Fr	2	1	0.5
Vonnie Patterson-ETSU	Jr	2	1	0.5
Hayden Brown-CIT	Jr	2	1	0.5
Jake Stephens-VMI	So	2	1	0.5
Isaiah Tisdale-ETSU	Sr	2	1	0.5
Victor Bafutto-MER	So	2	1	0.5
Garrett Gilkeson-VMI	Sr	2	1	0.5
Ethan Stair-MER	Sr	2	1	0.5

ASSIST/TURNOVER RATIO				
	Cl	G	Ast.	T/O Ratio
1. Maurice Commander-UTC	So	1	4	0 999.0
2. Mason Faulkner-WCU	Jr	1	6	1 6.0
3. Greg Parham-VMI	Jr	2	7	2 3.5
4. Tyson Batiste-CIT	Sr	2	13	4 3.3
5. Garrett Gilkeson-VMI	Sr	2	6	2 3.0
6. Isaiah Tisdale-ETSU	Sr	2	11	5 2.2
7. Djordje Dimitrijevic-MER	Sr	2	11	9 1.2
8. Noah Gurley-FUR	So	2	7	6 1.2
9. Josh Sharkey-SAM	Sr	1	6	8 0.8

2019-20 Southern Conference
INDIVIDUAL BASKETBALL STATISTICS
Through games of Jan 03, 2020 (Conference games only)

OFFENSIVE REBOUNDS	Cl	G	No.	Avg/G
1. Jeromy Rodriguez-ETSU	Sr	2	14	7.0
2. Messiah Jones-WOF	Fr	1	6	6.0
3. Carlos Dotson-WCU	Sr	1	4	4.0
4. James Dickey-UNCG	Sr	2	7	3.5
5. Maciej Bender-MER	Jr	2	5	2.5
6. Mohammed Abdulsalam-UNCG	So	2	4	2.0
Clay Mounce-FUR	Jr	2	4	2.0
Lucas N'Guessan-ETSU	Sr	2	4	2.0
Kaelon Harris-CIT	Sr	2	4	2.0
Isaiah Miller-UNCG	Jr	2	4	2.0
Jake Stephens-VMI	So	2	4	2.0
Jalen Dupree-SAM	Sr	1	2	2.0
Ramon Vila-UTC	Jr	1	2	2.0
Onno Steger-WCU	Sr	1	2	2.0
Mason Faulkner-WCU	Jr	1	2	2.0
Brandon Austin-SAM	Sr	1	2	2.0

DEFENSIVE REBOUNDS	Cl	G	No.	Avg/G
1. Robert Allen-SAM	So	1	11	11.0
2. Carlos Dotson-WCU	Sr	1	8	8.0
3. Ethan Stair-MER	Sr	2	12	6.0
James Dickey-UNCG	Sr	2	12	6.0
Clay Mounce-FUR	Jr	2	12	6.0
Matt Ryan-UTC	Sr	1	6	6.0
7. Maciej Bender-MER	Jr	2	11	5.5
Jalen Slawson-FUR	So	2	11	5.5
9. Lucas N'Guessan-ETSU	Sr	2	10	5.0
Bo Hodges-ETSU	Jr	2	10	5.0
Jeromy Rodriguez-ETSU	Sr	2	10	5.0
Onno Steger-WCU	Sr	1	5	5.0
Matt Halvorsen-WCU	Jr	1	5	5.0
Isaiah Bigelow-WOF	Fr	1	5	5.0
Josh Sharkey-SAM	Sr	1	5	5.0

MINUTES PLAYED	Cl	G	No.	Avg/G
1. Josh Sharkey-SAM	Sr	1	39	39.0
2. Ethan Stair-MER	Sr	2	75	37.5
3. Jeff Gary-MER	Jr	2	74	37.0
4. Djordje Dimitrijevic-MER	Sr	2	73	36.5
5. Nathan Hoover-WOF	Sr	1	36	36.0
6. Kaiden Rice-CIT	Jr	2	71	35.5
Jordan Lyons-FUR	Sr	2	71	35.5
8. Matt Ryan-UTC	Sr	1	35	35.0
Maurice Commander-UTC	So	1	35	35.0
Robert Allen-SAM	So	1	35	35.0

2019-20 Southern Conference
Conference Team Highs
Through games of Jan 03, 2020 (Conference games only)

TEAM HIGHS (highest totals made by)

Points	96	ETSU at The Citadel (12/04/19)
	89	Furman at VMI (01/01/20)
	87	Western Carolina vs Chattanooga (12/03/19)
	84	The Citadel vs ETSU (12/04/19)
	77	Chattanooga at Western Carolina (12/03/19)
Margin	16 (89-73)	Furman at VMI (01/01/20)
	12 (96-84)	ETSU at The Citadel (12/04/19)
	11 (74-63)	UNC Greensboro vs VMI (11/24/19)
	10 (87-77)	Western Carolina vs Chattanooga (12/03/19)
	9 (72-63)	UNC Greensboro vs Mercer (01/01/20)
Field goals made	36	ETSU at The Citadel (12/04/19)
	31	The Citadel vs ETSU (12/04/19)
	29	Western Carolina vs Chattanooga (12/03/19)
	29	Chattanooga at Western Carolina (12/03/19)
	28	Furman at VMI (01/01/20)
Field goal attempts	65	ETSU at The Citadel (12/04/19)
	63	Chattanooga at Western Carolina (12/03/19)
	63	The Citadel vs ETSU (12/04/19)
	63	The Citadel at Samford (01/01/20)
	62	UNC Greensboro vs Mercer (01/01/20)
Field goal percentage	.571 (28-49)	Furman at VMI (01/01/20)
	.554 (36-65)	ETSU at The Citadel (12/04/19)
	.532 (25-47)	Mercer at UNC Greensboro (01/01/20)
	.527 (29-55)	Western Carolina vs Chattanooga (12/03/19)
	.492 (31-63)	The Citadel vs ETSU (12/04/19)
3-Pt FG made	13	Furman at VMI (01/01/20)
	12	The Citadel at Samford (01/01/20)
	9	VMI at UNC Greensboro (11/24/19)
	9	Chattanooga at Western Carolina (12/03/19)
	9	ETSU at The Citadel (12/04/19)
3-Pt FG attempts	36	The Citadel at Samford (01/01/20)
	29	Chattanooga at Western Carolina (12/03/19)
	29	VMI vs Furman (01/01/20)
	25	Furman at Mercer (12/20/19)
	24	ETSU vs Wofford (01/01/20)
3-Pt percentage	.600 (6-10)	Mercer at UNC Greensboro (01/01/20)
	.542 (13-24)	Furman at VMI (01/01/20)
	.421 (8-19)	Western Carolina vs Chattanooga (12/03/19)
	.391 (9-23)	VMI at UNC Greensboro (11/24/19)
	.391 (9-23)	ETSU at The Citadel (12/04/19)
Free throws made	21	Western Carolina vs Chattanooga (12/03/19)
	20	Furman at VMI (01/01/20)
	17	UNC Greensboro vs VMI (11/24/19)
	15	ETSU at The Citadel (12/04/19)
	15	VMI vs Furman (01/01/20)
Free throw attempts	28	Western Carolina vs Chattanooga (12/03/19)
	25	UNC Greensboro vs VMI (11/24/19)
	25	Furman at VMI (01/01/20)
	22	UNC Greensboro vs Mercer (01/01/20)
	21	The Citadel vs ETSU (12/04/19)
Free throw percentage	.909 (10-11)	VMI at UNC Greensboro (11/24/19)
	.800 (20-25)	Furman at VMI (01/01/20)
	.750 (21-28)	Western Carolina vs Chattanooga (12/03/19)

	.750	(15-20)	VMI vs Furman (01/01/20)
	.714	(15-21)	ETSU at The Citadel (12/04/19)
Rebounds	45		ETSU at The Citadel (12/04/19)
	41		Samford vs The Citadel (01/01/20)
	39		Western Carolina vs Chattanooga (12/03/19)
	37		The Citadel at Samford (01/01/20)
	35		UNC Greensboro vs VMI (11/24/19)
	35		Mercer at UNC Greensboro (01/01/20)
Assists	18		Mercer vs Furman (12/20/19)
	15		VMI vs Furman (01/01/20)
	14		The Citadel vs ETSU (12/04/19)
	14		The Citadel at Samford (01/01/20)
	13		VMI at UNC Greensboro (11/24/19)
	13		ETSU at The Citadel (12/04/19)
Steals	17		UNC Greensboro vs Mercer (01/01/20)
	12		VMI vs Furman (01/01/20)
	10		The Citadel at Samford (01/01/20)
	8		The Citadel vs ETSU (12/04/19)
	7		Furman at Mercer (12/20/19)
	7		Wofford at ETSU (01/01/20)
Blocked shots	6		UNC Greensboro vs VMI (11/24/19)
	6		Mercer vs Furman (12/20/19)
	6		ETSU vs Wofford (01/01/20)
	5		ETSU at The Citadel (12/04/19)
	3		The Citadel at Samford (01/01/20)
Turnovers	24		Mercer at UNC Greensboro (01/01/20)
	18		The Citadel at Samford (01/01/20)
	16		VMI at UNC Greensboro (11/24/19)
	16		ETSU at The Citadel (12/04/19)
	16		Furman at VMI (01/01/20)
	16		Samford vs The Citadel (01/01/20)
Fouls	25		The Citadel at Samford (01/01/20)
	23		Chattanooga at Western Carolina (12/03/19)
	21		VMI at UNC Greensboro (11/24/19)
	20		ETSU at The Citadel (12/04/19)
	18		Mercer at UNC Greensboro (01/01/20)

2019-20 Southern Conference
Conference Individual Highs
Through games of Jan 03, 2020 (Conference games only)

INDIVIDUAL PLAYER GAME HIGHS

Points	40	Jordan Lyons (Furman) at VMI (01/01/20)
	31	Mason Faulkner (Western Carolina) vs Chattanooga (12/03/19)
	31	Isaiah Miller (UNC Greensboro) vs Mercer (01/01/20)
	30	Kaiden Rice (The Citadel) vs ETSU (12/04/19)
	27	Josh Sharkey (Samford) vs The Citadel (01/01/20)
Field goals made	13	Jeromy Rodriguez (ETSU) at The Citadel (12/04/19)
	13	Isaiah Miller (UNC Greensboro) vs Mercer (01/01/20)
	11	Kaiden Rice (The Citadel) vs ETSU (12/04/19)
	11	Jordan Lyons (Furman) at VMI (01/01/20)
	11	Josh Sharkey (Samford) vs The Citadel (01/01/20)
Field goal attempts	25	Isaiah Miller (UNC Greensboro) vs Mercer (01/01/20)
	20	Isaiah Miller (UNC Greensboro) vs VMI (11/24/19)
	20	Matt Ryan (Chattanooga) at Western Carolina (12/03/19)
	19	Mason Faulkner (Western Carolina) vs Chattanooga (12/03/19)
	19	Tray Boyd III (ETSU) at The Citadel (12/04/19)
Field goal percentage	.909 (10-11)	Carlos Dotson (Western Carolina) vs Chattanooga (12/03/19)
	.867 (13-15)	Jeromy Rodriguez (ETSU) at The Citadel (12/04/19)
	.733 (11-15)	Jordan Lyons (Furman) at VMI (01/01/20)
	.727 (8-11)	Djordje Dimitrijevic (Mercer) at UNC Greensboro (01/01/20)
	.688 (11-16)	Kaiden Rice (The Citadel) vs ETSU (12/04/19)
3-Pt FG made	10	Jordan Lyons (Furman) at VMI (01/01/20)
	5	Kyrin Galloway (UNC Greensboro) vs VMI (11/24/19)
	5	Tray Boyd III (ETSU) at The Citadel (12/04/19)
	5	Kaiden Rice (The Citadel) at Samford (01/01/20)
	4	Garrett Gilkeson (VMI) at UNC Greensboro (11/24/19)
	4	Patrick Good (ETSU) vs Wofford (01/01/20)
3-Pt FG attempts	12	Jordan Lyons (Furman) at VMI (01/01/20)
	11	Kaiden Rice (The Citadel) at Samford (01/01/20)
	10	Matt Ryan (Chattanooga) at Western Carolina (12/03/19)
	9	Tray Boyd III (ETSU) at The Citadel (12/04/19)
	9	Eddie Davis III (The Citadel) at Samford (01/01/20)
3-Pt percentage	.833 (10-12)	Jordan Lyons (Furman) at VMI (01/01/20)
	.714 (5-7)	Kyrin Galloway (UNC Greensboro) vs VMI (11/24/19)
	.556 (5-9)	Tray Boyd III (ETSU) at The Citadel (12/04/19)
	.455 (5-11)	Kaiden Rice (The Citadel) at Samford (01/01/20)
Free throws made	12	Mason Faulkner (Western Carolina) vs Chattanooga (12/03/19)
	8	Jordan Lyons (Furman) at VMI (01/01/20)
	7	Sean Conway (VMI) vs Furman (01/01/20)
	6	Daivien Williamson (ETSU) at The Citadel (12/04/19)
	6	Messiah Jones (Wofford) at ETSU (01/01/20)
Free throw attempts	16	Mason Faulkner (Western Carolina) vs Chattanooga (12/03/19)
	10	Isaiah Miller (UNC Greensboro) vs VMI (11/24/19)
	8	Isaiah Tisdale (ETSU) at The Citadel (12/04/19)
	8	Jordan Lyons (Furman) at VMI (01/01/20)
	8	Sean Conway (VMI) vs Furman (01/01/20)
Free throw percentage	1.000 (8-8)	Jordan Lyons (Furman) at VMI (01/01/20)
	.750 (12-16)	Mason Faulkner (Western Carolina) vs Chattanooga (12/03/19)
Rebounds	16	Jeromy Rodriguez (ETSU) at The Citadel (12/04/19)
	12	Carlos Dotson (Western Carolina) vs Chattanooga (12/03/19)
	12	James Dickey (UNC Greensboro) vs Mercer (01/01/20)
	12	Robert Allen (Samford) vs The Citadel (01/01/20)
	11	Clay Mounce (Furman) at Mercer (12/20/19)
Assists	10	Djordje Dimitrijevic (Mercer) vs Furman (12/20/19)
	7	Tyson Batiste (The Citadel) vs ETSU (12/04/19)
	7	Isaiah Tisdale (ETSU) vs Wofford (01/01/20)

	6	Mason Faulkner (Western Carolina) vs Chattanooga (12/03/19)
	6	Tyson Batiste (The Citadel) at Samford (01/01/20)
	6	Josh Sharkey (Samford) vs The Citadel (01/01/20)
Steals	9	Isaiah Miller (UNC Greensboro) vs Mercer (01/01/20)
	5	Sean Conway (VMI) vs Furman (01/01/20)
	4	Malik Massey (UNC Greensboro) vs Mercer (01/01/20)
	3	Travis Eevee (VMI) at UNC Greensboro (11/24/19)
	3	Justin Brown (Chattanooga) at Western Carolina (12/03/19)
	3	Fletcher Abee (The Citadel) vs ETSU (12/04/19)
	3	Patrick Good (ETSU) at The Citadel (12/04/19)
	3	Alex Hunter (Furman) at Mercer (12/20/19)
	3	Isaiah Bigelow (Wofford) at ETSU (01/01/20)
	3	Isaiah Tisdale (ETSU) vs Wofford (01/01/20)
	3	Ethan Stair (Mercer) at UNC Greensboro (01/01/20)
	3	Deandre Thomas (Samford) vs The Citadel (01/01/20)
Blocked shots	4	Maciej Bender (Mercer) vs Furman (12/20/19)
	3	James Dickey (UNC Greensboro) vs VMI (11/24/19)
	3	Lucas N'Guessan (ETSU) vs Wofford (01/01/20)
	3	Eddie Davis III (The Citadel) at Samford (01/01/20)
	2	Kyrin Galloway (UNC Greensboro) vs VMI (11/24/19)
	2	Justin Brown (Chattanooga) at Western Carolina (12/03/19)
	2	Tray Boyd III (ETSU) at The Citadel (12/04/19)
	2	Jeromy Rodriguez (ETSU) vs Wofford (01/01/20)
	2	James Dickey (UNC Greensboro) vs Mercer (01/01/20)
Turnovers	8	Josh Sharkey (Samford) vs The Citadel (01/01/20)
	6	Bo Hodges (ETSU) vs Wofford (01/01/20)
	6	Djordje Dimitrijevic (Mercer) at UNC Greensboro (01/01/20)
	5	Ethan Stair (Mercer) at UNC Greensboro (01/01/20)
	5	Travis Eevee (VMI) vs Furman (01/01/20)
	5	Eddie Davis III (The Citadel) at Samford (01/01/20)