



SOUTHERN CONFERENCE MEN'S BASKETBALL 2019-20

702 North Pine Street, Spartanburg, SC 29303 • 864-591-5100 • Fax: 864-591-3448

Phil Perry, Assistant Commissioner for Media Relations (MBK contact)

facebook.com/SouthernConference • twitter.com/SoConSports • instagram.com/SouthernConference

2019-20 SOUTHERN CONFERENCE BASKETBALL STANDINGS

	Conference					Overall					
	W-L	Pct.	H	A	ST	W-L	Pct.	H	A	N	ST
ETSU	10-2	0.833	5-1	5-1	W3	21-4	0.840	13-1	8-3	0-0	W3
Furman	10-2	0.833	5-1	5-1	W5	20-5	0.800	11-1	8-4	1-0	W5
UNCG	9-3	0.750	5-1	4-2	W2	19-6	0.760	12-3	7-3	0-0	W2
Wofford	8-4	0.667	5-1	3-3	L1	16-9	0.640	10-2	6-7	0-0	L1
Western Carolina	7-5	0.583	3-3	4-2	L1	15-8	0.652	8-3	7-5	0-0	L1
Chattanooga	6-6	0.500	3-3	3-3	W1	15-10	0.600	8-3	5-7	2-0	W1
Mercer	6-6	0.500	3-3	3-3	L2	12-13	0.480	7-5	5-6	0-2	L2
Samford	2-10	0.167	1-5	1-5	L10	8-18	0.308	6-6	2-12	0-0	L10
VMI	2-10	0.167	1-5	1-5	W1	7-18	0.280	5-7	1-10	1-1	W1
The Citadel	0-12	0.000	0-6	0-6	L12	6-17	0.261	3-8	3-9	0-0	L12

UPCOMING SCHEDULE (ALL TIMES EASTERN)

Feb. 12 (Wednesday)

*The Citadel at ETSU, 7 p.m.	ESPN+
*Western Carolina at UNCG, 7 p.m.	ESPN+
*VMI at Chattanooga, 7 p.m.	ESPN+
*Mercer at Wofford, 7 p.m.	ESPN+
*Furman at Samford, 7:30 p.m.	ESPN+

Feb. 15 (Saturday)

*Samford at The Citadel, 1 p.m.	Nexstar/ESPN3
*ETSU at VMI, 1 p.m.	ESPN+
*Chattanooga at Furman, 4 p.m.	ESPN3
*UNCG at Mercer, 4:30 p.m.	ESPN3
*Western Carolina at Wofford, 7 p.m.	ESPN+

Ingles SoCon Game of the Week Nexstar affiliates

ECBD (Charleston)
EJHL (Tri-Cities)
WMUB (Macon)
WWCW (Lynchburg/Roanoke)
WYCW (Greenville/Spartanburg/Asheville)

Feb. 19 (Wednesday)

*Chattanooga at The Citadel, 7 p.m.	ESPN+
*Furman at ETSU, 7 p.m.	ESPN+
*Samford at Mercer, 7 p.m.	ESPN+
*Wofford at UNCG, 7 p.m.	ESPN+
*VMI at Western Carolina, 7 p.m.	ESPN+

Feb. 22 (Saturday)

*Wofford at Furman, 12 p.m.	Nexstar/ESPN+
<i>(Bon Secours Wellness Arena; Greenville, S.C.)</i>	
*UNCG at VMI, 1 p.m.	ESPN+
*ETSU at Samford, 3 p.m.	ESPN+
*Mercer at Chattanooga, 4:30 p.m.	ESPN3
*The Citadel at Western Carolina, 7:30 p.m.	ESPN3

Ingles SoCon Game of the Week Nexstar affiliates

EJHL (Tri-Cities)
WMUB (Macon)
WWCW (Lynchburg/Roanoke)
WYCW (Greenville/Spartanburg/Asheville)

SoCon PLAYER OF THE WEEK (2/11)

PRESENTED BY **GEICO**

Jordan Lyons, Sr., G Furman

For the week, Lyons averaged 23.0 points, 2.5 rebounds and 1.5 assists per game to help Furman post its school-record fourth consecutive 20-win campaign. He also became the Paladins' all-time leader in wins with 91 over his career.

In the Paladins' 79-57 win over Mercer on Wednesday, Lyons scored 13 points and pulled down three rebounds. He hit three 3-pointers in the contest to push his career total to 274, passing Eric Webb for the Furman school record.

At Western Carolina on Saturday, Lyons poured in 33 points to lead the Paladins to an 82-73 win. The senior from Peachtree City, Georgia, was 10-for-14 (71.4 percent) from the floor, including a 4-for-7 mark (57.1 percent) from 3-point range. His 278 career 3-pointers are tied for 11th in SoCon history, one back of 10th-place Nathan Hoover of Wofford.



NOTES

• The top seven teams in the Southern Conference standings are separated by just four games with only three weeks left in the regular season.

• ETSU and Furman have already reached 20 wins this season and UNC Greensboro enters play Wednesday seeking to join them. The Bucs have now done so in five straight seasons for the first time in school history, while the Paladins have done it in a school-record four straight. Should UNCG reach the mark, it would be the Spartans' fourth consecutive season with 20 wins or more, which would also be a school record.

• ETSU has held 15 straight opponents below their season scoring averages.

• UNCG hosts Western Carolina on Wednesday in a rematch pitting the league's top scoring defense (60.9) against the SoCon's top scoring offense (78.9), respectively. Defense prevailed in the first meeting, with the Spartans holding the Catamounts more than 23 points below their season average in a 72-58 road win on Jan. 29.

• UNCG leads NCAA Division I in turnover margin at +7.4. The Spartans are fourth nationally with 19.00 turnovers forced per game.

• With 129 assists on the year, The Citadel's Tyson Batische is just two away from cracking the top program's single-season 10 list.

• Wofford's Nathan Hoover hit five 3-pointers in the Terriers' 84-77 loss to Chattanooga on Saturday, moving into 10th in SoCon history with 279 for his career. Furman's Jordan Lyons is just one behind him in a tie for 11th place.

• With victories over Mercer and Western Carolina last week, Lyons became Furman's all-time winningest player with 91 career victories.

• VMI visits Chattanooga on Wednesday in the first of two contests between the squads in a two-week span. The sides will complete the regular-season series on Feb. 26.

• VMI's Greg Parham scored a career-high 36 points in the Keydets' 75-64 win over rival The Citadel on Saturday. The junior guard was 13-for-14 from the floor, making all six of his 3-point attempts.

• Parham was one of three SoCon student-athletes to net at least 30 points Saturday. Furman's Lyons scored 33 in an 82-73 win over Western Carolina and Wofford's Hoover had 31 in the Terriers' loss to Chattanooga.

• Chattanooga point guard Maurice Commander has committed one or fewer turnovers in 13 of his 24 starts this season. His career-high 22 points at Wofford on Saturday all came in the second half.

• Mercer's Djordje Dimitrijevic and Western Carolina's Matt Halvorsen have each hit a 3-pointer in 22 consecutive contests, the longest active streaks in the SoCon.

• Samford sophomore forward Robert Allen scored a career-high 28 points and had 11 rebounds in the Bulldogs' 95-67 loss at UNCG on Sunday.

CONFERENCE NEWS AND NOTES

• With its 96-94, double-overtime win over Jacksonville on Nov. 21, Western Carolina became one of just 10 Division I schools to erase a 22-point second-half deficit and the only team to do it with under nine minutes remaining in regulation.

• Wofford (30), UNCG (29) and Furman (25) all set school records for wins last season. The Terriers became just the third team to record 30 wins in league history, joining the 1945-46 North Carolina squad and the 1950-51 NC State team.

• ETSU notched 24 wins last season to give the SoCon four teams with 20 wins for the third straight season. The Bucs have reached 20 wins for four straight seasons, becoming the first SoCon team to post four consecutive 20-win seasons since Davidson turned in five straight from 2004-09. ETSU's 100 wins in the last four seasons are a school record over a four-year span.

• Four Southern Conference teams – ETSU, Furman, UNCG and Wofford – earned postseason invites last season, giving the league multiple teams in postseason play for the 11th consecutive year. It marked the ninth time in the last 11 seasons with at least three SoCon teams in postseason play. SoCon regular-season and tournament champion Wofford earned its first-ever NCAA tournament win with a victory over Seton Hall in the first round. UNCG was the No. 1 seed in the NIT and advanced to the second round, while Furman joined the Spartans in the NIT. ETSU hosted a Colleg Insider.com Postseason Tournament contest.

• As a league, the SoCon finished 12th in the final NET rankings last year. Four teams finished in the top 100 in Wofford (14), Furman (58), UNCG (68) and ETSU (90). The first NET rankings this season will be released Dec. 16.

• Wofford entered the 2019-20 campaign riding an 18-game winning streak in regular-season league games after going 18-0 in SoCon play last season. The Terriers posted an overall 21-game winning streak last season that spanned from Dec. 29 to March 21. The streak ended in the second round of the NCAA Championship against No. 2 seed Kentucky.

• Fifth-year ETSU coach Steve Forbes is third in SoCon history in career wins per season, as he has averaged 25.0 in his first four campaigns with the Bucs. Forbes led ETSU to 24 wins in 2015-16, 27 in 2016-17, 25 in 2017-18 and 24 last year. Third-year Furman coach Bob Richey is fifth on that list with an average of 24.0 wins per game, as he led the Paladins to 23 wins in his first season and 25 last year.

• Furman and Wofford appeared in the Associated Press Top 25, each for the first time, last season, giving the SoCon two different ranked teams in a season for the first time since the 1959-60 season.

• SoCon players set two NCAA records last season, with Wofford's Fletcher Magee finishing his career with a Division I-record 509 career 3-pointers and Furman's Jordan Lyons matching the NCAA single-game mark with 15 3-pointers against North Greenville on Nov. 15. Lyons had 54 points in that contest, tied for 10th in a game in league history.

MID-MAJOR TOP 25 (FEB. 10)

The Southern Conference has three teams ranked in the Colleg Insider.com Mid-Major Top 25 poll.

Colleg Insider.com Mid-Major Top 25

Rank	School (1st-place)	Record	Points	LW	Conf.
1.	Gonzaga (31)	25-1	775	1	West Coast
2.	Northern Iowa	21-3	726	3	Missouri Valley
3.	ETSU	21-4	670	5	Southern
4.	Yale	17-5	648	2	Ivy League
5.	Saint Mary's	20-6	634	4	West Coast
6.	Liberty	23-3	628	6	ASUN
7.	Furman	20-5	585	7	Southern
8.	BYU	19-7	572	10	West Coast
9.	Stephen F. Austin	21-3	541	8	Southland
10.	UNCG	19-6	517	9	Southern
11.	New Mexico State	19-6	455	11	WAC
12.	Wright State	21-5	386	12	Horizon
13.	Vermont	19-6	351	18	America East
14.	Little Rock	18-7	327	19	Sun Belt
15.	Akron	17-6	291	16	Mid-American
16.	Murray State	18-6	275	13	Ohio Valley
17.	Bowling Green	18-6	269	15	Mid-American
18.	Winthrop	18-7	213	21	Big South
19.	Colgate	19-6	193	20	Patriot
20.	Belmont	18-7	130	NR	Ohio Valley
21.	Hofstra	18-7	126	24	Colonial
22.	Austin Peay	16-9	124	17	Ohio Valley
23.	Pacific	19-8	104	NR	West Coast
24.	Harvard	14-7	102	23	Ivy League
25.	Northern Illinois	15-9	56	NR	Mid-American

OTHERS RECEIVING VOTES: Kent State 51, San Francisco 45, South Dakota State 38, Northern Colorado 28, Northern Kentucky 27, Santa Clara 23, Southern Illinois 22, Texas State 21, Loyola 19, Indiana State 15, Georgia State 13, Bradley 11, North Dakota State 9, Montana 8, Delaware 6, William & Mary 5, Charleston 4, Eastern Washington 4, Ball State 3, North Florida 3, Boston University 2, UC Irvine 2, Merrimack 1, Nicholls 1, Robert Morris 1, Stony Brook 1.

Did you know?

• ETSU's win at LSU on Dec. 18, coupled with Wofford's 68-64 win over then-No. 17 North Carolina on Dec. 14, gave the SoCon two wins over Power 5 schools in the span of four days, a feat the league has now accomplished twice in three seasons. In 2017, UNCG beat NC State 81-76 on Dec. 16, followed by Wofford defeating No. 5 North Carolina 79-75 on Dec. 20.

• Western Carolina guard Mason Faulkner's triple-double against North Carolina A&T on Nov. 12 (13 points, 10 rebounds, 10 assists) was the first by a SoCon player since Chattanooga's Keegan Bell went for 12 points, 10 boards and 10 assists at College of Charleston on Dec. 3, 2011.

• Southern Conference Commissioner Jim Schaus has a familial connection to the Southern Conference, as his father, former Los Angeles Lakers coach Fred Schaus, was the men's basketball coach at West Virginia from 1954-60, earning SoCon Coach of the Year honors four times in that six-year span and still ranking in the top 20 in career wins by a league coach.

SoCON PLAYERS OF THE WEEK

PRESENTED BY **GEICO**

Nov. 12.....	Kaleb Hunter, So., G, UNCG
Nov. 19.....	Mason Faulkner, R-Jr., G, WCU
Nov. 26.....	Mason Faulkner, R-Jr., G, WCU
Dec. 3.....	Clay Mounce, Jr., F, FUR
Dec. 10.....	Carlos Dotson, Sr., F, WCU
Dec. 17.....	Ethan Stair, R-Sr., G, MER
Dec. 24.....	Jeromy Rodriguez, R-Sr., F, ETSU
Jan. 7.....	Jordan Lyons, Sr., G, FUR
Jan. 14.....	Kaelon Harris, Sr., F/G, CIT
Jan. 21.....	Djordje Dimitrijevic, Sr., G, MER
Jan. 28.....	Bo Hodges, Jr., G, ETSU
Feb. 4.....	Chevez Goodwin, Jr., F/C, WOF
Feb. 11.....	Jordan Lyons, Sr., G, FUR
Feb. 18.....	
Feb. 25.....	

SoCON PLAYERS OF THE MONTH

November.....	Ethan Stair, R-Sr., G, MER
December.....	Josh Sharkey, Sr., G, SAM
January.....	Isaiah Miller, Jr., G, UNCG
February.....	

GENERAL SHALE SoCON

STUDENT-ATHLETE OF THE WEEK

Dec. 18.....	Ethan Stair, R-Sr., G, MER
Jan. 15.....	Djordje Dimitrijevic, Sr., G, MER

Preseason predictions

ETSU is the preseason favorite to win the 2019-20 Southern Conference men's basketball title in polling of the league's 10 men's basketball coaches and media. UNC Greensboro junior guard Isaiah Miller is the coaches' pick for preseason player of the year.

Preseason Player of the Year

Isaiah Miller, Jr., G, UNCG

Preseason All-Southern Conference Team

Bo Hodges, Jr., G, ETSU
 Jeromy Rodriguez, R-Sr., F, ETSU
 Daivien Williamson, So., G, ETSU
 Jordan Lyons, Sr., G, Furman
 Ross Cummings, Sr., G, Mercer
 James Dickey, R-Sr., F, UNCG
 Isaiah Miller, Jr., G, UNCG
 Josh Sharkey, Sr., G, Samford
 Carlos Dotson, Sr., F, Western Carolina
 Nathan Hoover, Sr., G, Wofford

Coaches poll

Team (1st)	Total	Media poll	Total
1. ETSU (8)	80	1. ETSU (20)	286
2. UNCG (2)	74	2. UNCG (6)	264
3. Furman	61	3. Furman (4)	245
4. Wofford	52	4. Wofford	216
5. Samford	48	5. Samford	169
6. Chattanooga	41	6. Chattanooga	128
7. Western Carolina	38	7. Western Carolina	117
8. Mercer	29	8. Mercer	115
9. The Citadel	16	9. The Citadel	70
10. VMI	11	10. VMI	40

SoCON COACHING RECORDS

Coach, school	Career (yrs.)	School (yrs.)	SoCon (yrs.)
Duggar Baucom, The Citadel	239-277 (17th)	51-99 (5th)	23-80 (6th)
Steve Forbes, ETSU	287-103 (12th)	121-43 (5th)	65-19 (5th)
Bob Richey, Furman	68-24 (3rd)	Same	36-12 (3rd)
Greg Gary, Mercer	28-57 (3rd)	12-13 (1st)	6-6 (1st)
Wes Miller, UNCG	160-123 (9th)	Same	92-59 (9th)
Scott Padgett, Samford	82-110 (6th)	Same	32-70 (6th)
Lamont Paris, Chattanooga	37-53 (3rd)	Same	16-32 (3rd)
Dan Earl, VMI	42-105 (5th)	Same	17-67 (5th)
Mark Prosser, Western Carolina	27-56 (3rd)	22-33 (2nd)	11-19 (2nd)
Jay McAuley, Wofford	16-9 (1st)	Same	8-4 (1st)

SPECIALTY STATS LEADERS

40-point games Ovr. SoCon

Jordan Lyons, FUR	1	1
-------------------	---	---

30-point games Ovr. SoCon

Jordan Lyons, FUR	3	2
Kaelon Harris, CIT	1	1
Kaiden Rice, CIT	1	1
Tray Boyd III, ETSU	1	1
Djordje Dimitrijevic, MER	1	1
Isaiah Miller, UNCG	1	1
Josh Sharkey, SAM	1	1
Greg Parham, VMI	1	1
Mason Faulkner, WCU	1	1
Nathan Hoover, WOF	1	1

20-point games Ovr. SoCon

Isaiah Miller, UNCG	10	6
Mason Faulkner, WCU	10	5
Jordan Lyons, FUR	9	6
Djordje Dimitrijevic, MER	9	7
Josh Sharkey, SAM	9	5
Matt Ryan, UTC	6	3
Nathan Hoover, WOF	6	4
Kaiden Rice, CIT	5	2
Tray Boyd III, ETSU	5	2
Ethan Stair, MER	5	1
Brandon Austin, SAM	5	1
Travis Eeve, VMI	5	1
Carlos Dotson, WCU	5	5
Noah Gurley, FUR	4	1
Kaelon Harris, CIT	3	1
Bo Hodges, ETSU	3	1
Mike Bothwell, FUR	3	1
Clay Mounce, FUR	3	1
Robert Allen, SAM	3	2
Garrett Gilkeson, VMI	3	3
Fletcher Abee, CIT	2	1
Jalen Dupree, SAM	2	1
Greg Parham, VMI	2	1
Onno Steger, WCU	2	2
Chevez Goodwin, WOF	2	2
Storm Murphy, WOF	2	0
Hayden Brown, CIT	1	0
Rudy Fitzgibbons III, CIT	1	0
Patrick Good, ETSU	1	0
Jeremy Rodriguez, ETSU	1	1
Isaiah Tisdale, ETSU	1	1
Daivien Williamson, ETSU	1	0
Alex Hunter, FUR	1	1
Jeff Gary, MER	1	1
Kaleb Hunter, UNCG	1	0
Deandre Thomas, SAM	1	0
Maurice Commander, UTC	1	1
David Jean-Baptiste, UTC	1	0
Ramon Vila, UTC	1	1
Kamdyn Curfman, VMI	1	0
Matt Halvorsen, WCU	1	1
Marcus Thomas, WCU	1	0
Isaiah Bigelow, WOF	1	0

15-rebound games Ovr. SoCon

Ethan Stair, MER	2	1
Jeremy Rodriguez, ETSU	1	1
James Dickey, UNCG	1	1
Tyler Creammer, VMI	1	0
Carlos Dotson, WCU	1	0

10-rebound games Ovr. SoCon

Carlos Dotson, WCU	14	10
Kaelon Harris, CIT	9	3
Ethan Stair, MER	9	2
James Dickey, UNCG	9	6
Robert Allen, SAM	6	4
Jeremy Rodriguez, ETSU	5	1
Jalen Dupree, SAM	4	2
Clay Mounce, FUR	3	1
Maciej Bender, MER	3	2
Mason Faulkner, WCU	3	1
Chevez Goodwin, WOF	3	2
Eddie Davis III, CIT	2	0
Noah Gurley, FUR	2	1
Jalen Slawson, FUR	2	1
Kaleb Hunter, UNCG	2	0

Rod Johnson, UTC	2	1
Tyler Creammer, VMI	2	1
Garrett Gilkeson, VMI	2	2
Jake Stephens, VMI	2	1
Brady Spence, CIT	1	0
Bo Hodges, ETSU	1	1
Lucas N'Guessan, ETSU	1	1
Vonnie Paterson, ETSU	1	0
Isaiah Tisdale, ETSU	1	1
Victor Bafutto, MER	1	0
Djordje Dimitrijevic, MER	1	0
Mohammed Abdulsala, UNCG	1	1
Isaiah Miller, UNCG	1	1
Brandon Austin, SAM	1	0
Josh Sharkey, SAM	1	1
Ramon Vila, UTC	1	0
Messiah Jones, WOF	1	1

15-assist games Ovr. SoCon

Josh Sharkey, SAM	2	0
-------------------	---	---

10-assist games Ovr. SoCon

Josh Sharkey, SAM	5	1
Mason Faulkner, WCU	2	1
Tyson Batiste, CIT	1	0
Daivien Williamson, ETSU	1	1
Djordje Dimitrijevic, MER	1	1

Double-doubles Ovr. SoCon

Carlos Dotson, WCU	13	9
Ethan Stair, MER	9	2
Kaelon Harris, CIT	8	3
Robert Allen, SAM	6	4
Jeremy Rodriguez, ETSU	4	1
Josh Sharkey, SAM*	4	2
Mason Faulkner, WCU^	4	2
Clay Mounce, FUR	3	1
James Dickey, UNCG	3	2
Jalen Dupree, SAM	3	1
Chevez Goodwin, WOF	3	2
Eddie Davis III, CIT	2	0
Noah Gurley, FUR	2	1
Maciej Bender, MER	2	1
Kaleb Hunter, UNCG	2	0
Rod Johnson, UTC	2	1
Brady Spence, CIT	1	0
Bo Hodges, ETSU	1	1
Lucas N'Guessan, ETSU	1	1
Isaiah Tisdale, ETSU	1	1
Daivien Williamson, ETSU^	1	1
Jalen Slawson, FUR	1	1
Victor Bafutto, MER	1	0
Djordje Dimitrijevic, MER	1	0
Isaiah Miller, UNCG	1	1
Tyler Creammer, VMI	1	0
Garrett Gilkeson, VMI	1	1
Jake Stephens, VMI	1	1
Messiah Jones, WOF	1	1

20/15 games Ovr. SoCon

Jeremy Rodriguez, ETSU	1	1
------------------------	---	---

20/10 games Ovr. SoCon

Carlos Dotson, WCU	5	5
Kaelon Harris, CIT	3	1
Ethan Stair, MER	2	0
Robert Allen, SAM	2	2
Josh Sharkey, SAM^	2	2
Jeremy Rodriguez, ETSU	1	1
Isaiah Tisdale, ETSU	1	1
Garrett Gilkeson, VMI	1	1
Mason Faulkner, WCU	1	1

30/10 games Ovr. SoCon

Kaelon Harris, CIT	1	1
--------------------	---	---

Triple-doubles Ovr. SoCon

Mason Faulkner, WCU	1	0
---------------------	---	---

* three are points/assists; ^ one is points/assists

3-POINTER STREAKS

Seven SoCon student-athletes have streaks of at least 10 games with a made 3-pointer. Mercer's Djordje Dimitrijevic and Western Carolina's Matt Halvorsen lead the way with 22-game streaks.

Consecutive games with a 3-pointer

Player, school	'19-20	'18-19	Total
Djordje Dimitrijevic, MER, Sr.	22	x	22
Matt Halvorsen, WCU, Jr.	22	x	22
Ross Cummings, MER, Sr.	6	7	13
Matt Ryan, UTC, Gr.	14	x	14
Greg Parham, VMI, Jr.	12	x	12
Fletcher Abee, CIT, Fr.	11	x	11
Nathan Hoover, WOF, Sr.	11	x	11

NATIONAL/REGIONAL RECOGNITION

Lou Henson Award preseason watch list

Jeremy Rodriguez, R-Sr., F, ETSU
Jordan Lyons, Sr., G, Furman
Isaiah Miller, Jr., G, UNCG

Lou Henson Award midseason watch list

Jeremy Rodriguez, R-Sr., F, ETSU
Jordan Lyons, Sr., G, Furman
Isaiah Miller, Jr., G, UNCG
Josh Sharkey, Sr., G, Samford
Mason Faulkner, R-Jr., G, Western Carolina

Lou Henson Award National Player of the Week

Mason Faulkner, R-Jr., G, WCU Nov. 25, 2019

Lute Olson Award midseason watch list

Isaiah Miller, Jr., G, UNCG

NABC Team of the Week

Mercer Feb. 4, 2020

Senior CLASS Award candidate

Ethan Stair, R-Sr., G, Mercer

NET RANKINGS (AS OF FEB. 11)

43	ETSU
63	UNC Greensboro
74	Furman
134	Western Carolina
145	Wofford
163	Chattanooga
220	Mercer
298	VMI
317	Samford
335	The Citadel

THE SOCON VS. RANKED TEAMS

Wofford's 68-64 win at No. 17 North Carolina on Dec. 15 was the Southern Conference's third road win over a top-25 team in as many seasons and the Terriers' second over a ranked UNC squad in the last three seasons.

Last season, Furman beat No. 8 Villanova and in 2017, Wofford downed then-No. 5 North Carolina. Coincidentally, Villanova and North Carolina were both defending national champions in those games.

Southern Conference ranked wins since 1997-98

SoCon	Opp.	Score	Date
Wofford	#17 North Carolina	68-64	12/15/19
Furman	#8 Villanova	76-68 (OT)	11/17/18
Wofford	#5 North Carolina	79-75	12/20/17
Col. of Charleston	#21 Baylor	63-59	11/24/12
Davidson	#12 Kansas	80-74	12/19/11
Col. of Charleston	#9 North Carolina	82-79 (OT)	1/4/10
#23 Davidson	#24 Gonzaga	82-76	3/21/08
#23 Davidson	#8 Georgetown	74-70	3/23/08
#23 Davidson	#6 Wisconsin	73-56	3/28/08
Col. of Charleston	#3 North Carolina	66-64	12/5/98

INDIVIDUAL

Coaching wins at a SoCon school

1.	447	Bob McKillip, DAV (1992-14)
2.	299	Mike Young, WOF (2002-19)
3.	243	Mack McCarthy, UTC (1985-97)
	243	Burton Shipley, MD (1923-47)
5.	230	Bill Reinhart, GW (1935-42; 1949-66)
6.	226	Eddie Cameron, Duke (1928-42)
	226	Bobby Cremins, APP (1975-81); CofC (2006-12)
8.	223	Lyles Alley, FUR (1945-49; 1950-66)
9.	213	Les Robinson, CIT (1974-85); ETSU (1985-90)
10.	205	Murray Greason, WF (1935-53)
11.	194	Norman Shepard, UNC (1923-24); DAV (1937-49)
12.	193	Larry Hunter, WCU (2005-18)
13.	187	Everett Case, NCSU (1946-53)
14.	176	Lefty Driesell, DAV (1960-69)
15.	176	Malcolm U. Pitt, RICH (1935-52)
16.	160	Wes Miller, UNCG (2011-present)
17.	148	Herman J. Stegeman, UGA (1921-31)
18.	147	Lester Hooker Jr., RICH (1952-63)
19.	146	Fred Schaus, WVU (1954-60)
20.	145	Steve Cottrell, WCU (1977-87)
	145	John Shulman, UTC (2004-13)
22.	142	Joe Williams, FUR (1970-78)
23.	141	Tom Scott, UNC (1946-52); DAV (1955-60)
24.	139	Ron Shumate, UTC (1972-79)
	139	Tom Apke, APP (1986-96)

Coaching wins per season (min. two seasons)

Avg. Wins		Yrs.	
1.	26.7	187	7
2.	26.0	52	2
3.	25.0	100^	4
4.	24.3	146	6
5.	24.0	48^	2

^ Entering 2019-20 season

3-point field goals made

Game	
1.	15
2.	15
3.	11
	11
	11
6.	10

Career

1.	509	Fletcher Magee, WOF*	2015-19
2.	414	Stephen Curry, DAV	2006-09
3.	396	Andrew Goudeock, CofC	2007-11
	396	Francis Alonso, UNCG	2015-19
3.	358	Donald Sims, APP	2007-11
6.	324	Matt Frierson, CIT	2015-19
7.	312	Karl Cochran, WOF	2011-15
8.	299	Ian Chadwick, WOF	1997-01
9.	295	Zach Urbanus, CIT	2007-11
10.	279	Nathan Hoover, WOF	2016-pr.
11.	278	Jake Robinson, WCU	2006-10
	278	Jordan Lyons, FUR	2016-pr.

Blocked shots

Career			
1.	349	Kyle Hines, UNCG	2004-08
2.	308	Rans Brempong, WCU	2001-05
3.	270	Justin Tuoyo, UTC	2014-17
4.	269	George Singleton, FUR	1981-84
5.	238	Jody Lumpkin, CofC	1998-01
6.	220	Jeremy Clayton, APP	2004-08
7.	215	Kirill Misychenko, CIT	1995-98
8.	213	Lucas Troutman, Elon	2010-14
	213	James Dickey, UNCG	2016-pr.
10.	202	Lewis Preston, VMI	1990-93

Steals

Game	
1.	11
2.	10
	10
	10
	10
6.	9
	9
9.	8

Career

1.	334	Keith Jennings, ETSU	1988-91
2.	293	D.J. Thompson, APP	2003-06
3.	285	Brigham Waginger, WCU	2006-10
4.	267	Josh Sharkey, SAM	2016-pr.
5.	250	Derek Rucker, DAV	1985-88
6.	247	Tyson Patterson, APP	1996-00
7.	246	Zakee Wadood, ETSU	2001-02
8.	240	Jason Bell, VMI	1995-98
9.	236	Ricky Hickman, UNCG	2003-07
	236	Rodney Peel, APP	1988-92
	220	Isaiah Miller, UNCG	2017-pr.

Assists

Career			
1.	983	Keith Jennings, ETSU	1988-91
2.	707	Josh Sharkey, SAM	2016-pr.
3.	701	Greg White, MAR	1978-81
4.	668	Guilherme Da Luz, FUR	2000-03
5.	663	Jason Richards, DAV	2004-08

* NCAA record

Points scored

(SoCon career rank)	
1,492	Nathan Hoover, Wofford, Sr.
1,456	Josh Sharkey, Samford, Sr.
1,443	Jordan Lyons, Furman, Sr.
1,295	Isaiah Miller, UNCG, Jr.
1,089	Ethan Stair, Mercer, R-Sr.

Points scored per game (min. 800 points)

13.49	Isaiah Miller, UNCG, Jr.
11.93	Josh Sharkey, Samford, Sr.
11.75	Nathan Hoover, Wofford, Sr.
11.54	Jordan Lyons, Furman, Sr.
10.89	Ross Cummings, Mercer, Sr.

Field-goal percentage (min. 240 made)

.604	Carlos Dotson, Western Carolina, Sr.
.539	James Dickey, UNCG, Sr.
.523	Clay Mounce, Furman, Jr.
.499	Bo Hodges, ETSU, Jr.
.494	Isaiah Miller, UNCG, Jr.

3-point field goals made

279	Nathan Hoover, Wofford, Sr.	(10)
278	Jordan Lyons, Furman, Sr.	(t11)
201	Matt Halvorsen, Western Carolina, Jr.	
173	Ross Cummings, Mercer, Sr.	
172	Kaiden Rice, The Citadel, Jr.	

3-point field-goal percentage (min. 120 made)

.425	Storm Murphy, Wofford, Jr.
.414	Brandon Austin, Samford, R-Sr.
.404	Ross Cummings, Mercer, Sr.
.389	Onno Steger, Western Carolina, Sr.
.388	Nathan Hoover, Wofford, Sr.

Free-throw percentage (min. 110 made)

.883	Nathan Hoover, Wofford, Sr.
.856	Matt Halvorsen, Western Carolina, Jr.
.854	Myron Gordon, Samford, Sr.
.816	Djordje Dimitrijevic, Mercer, Sr.
.806	Daivien Williamson, ETSU, So.

Rebounds

986	James Dickey, UNCG, Sr.
575	Ethan Stair, Mercer, R-Sr.
516	Garrett Gilkeson, VMI, Sr.
508	Carlos Dotson, Western Carolina, Sr.
486	Tyler Creammer, VMI, Sr.

Rebounds per game (min. 280 rebounds)

9.98	Jeremy Rodriguez, ETSU, R-Sr.
9.58	Carlos Dotson, Western Carolina, Sr.
8.08	James Dickey, UNCG, Jr.
7.62	Robert Allen, Samford, So.
5.23	Kaelon Harris, The Citadel, Sr.

Blocked shots

213	James Dickey, UNCG, Sr.	(t8)
108	Kyrin Galloway, UNCG, Sr.	
65	Bo Hodges, ETSU, Jr.	
64	Clay Mounce, Furman, Jr.	
59	Robert Allen, Samford, So.	

Steals

267	Josh Sharkey, Samford, Sr.	(4)
220	Isaiah Miller, UNCG, Jr.	
133	Garrett Gilkeson, VMI, Sr.	
114	Ethan Stair, Mercer, R-Sr.	
108	Jordan Lyons, Furman, Sr.	

Assists

707	Josh Sharkey, Samford, Sr.	(2)
320	Storm Murphy, Wofford, Jr.	
239	Garrett Gilkeson, VMI, Sr.	
229	Alex Hunter, Furman, Jr.	
197	Isaiah Miller, UNCG, Jr.	

Assists per game (min. 150 assists)

5.80	Josh Sharkey, Samford, Sr.
3.48	Storm Murphy, Wofford, Jr.
2.90	Isaiah Tisdale, ETSU, Sr.
2.52	Alex Hunter, Furman, Jr.
2.22	Greg Parham, VMI, Jr.

America East (1-0)

12/18 UNCG 54, Vermont 53

American Athletic (0-3)

11/5 East Carolina 80, VMI 68
 11/21 South Florida 69, Wofford 55
 12/2 South Florida 65, Furman 55

ASUN (7-1)

11/11 Mercer 74, Kennesaw State 62
 11/15 Mercer 84, FGCU 68
 11/16 North Alabama 61, Samford 55
 11/21 Western Carolina 96, Jacksonville 94 (2OT)
 11/24 Western Carolina 70, Stetson 64
 12/4 UNCG 72, Kennesaw State 54
 (Fleming Gym; Greensboro, N.C.)
 12/7 VMI 88, Stetson 61
 12/22 Wofford 83, Kennesaw State 70

Atlantic 10 (0-2)

11/26 St. Bonaventure 56, Mercer 51
 12/4 Duquesne 71, VMI 58

Atlantic Coast (1-7)

11/15 Florida State 79, Western Carolina 74
 11/20 Florida State 89, Chattanooga 53
 12/11 Virginia Tech 63, Chattanooga 58
 12/15 NC State 80, UNCG 77
 12/15 Wofford 68, #17 North Carolina 64
 12/19 #4 Duke 86, Wofford 57
 12/21 Virginia Tech 64, VMI 55
 12/22 NC State 83, The Citadel 63

Big 12 (0-2)

11/8 #3 Kansas 74, UNCG 62
 11/19 #4 Kansas 75, ETSU 63

Big East (1-4)

11/6 St. John's 109, Mercer 79
 11/16 Butler 80, Wofford 61
 11/30 UNCG 65, Georgetown 61
 12/18 Xavier 74, Western Carolina 61
 12/21 Georgetown 99, Samford 71

Big Sky (1-2)

11/15 Idaho 68, VMI 67
 (Jonesboro, Ark.)
 11/16 Montana State 67, UNCG 66
 (Fleming Gym; Greensboro, N.C.)
 11/24 ETSU 70, Southern Utah 58

Big South (12-4)

11/5 Furman 70, Gardner-Webb 63
 11/9 UNC Asheville 91, The Citadel 76
 11/9 Western Carolina 71, Gardner-Webb 59
 11/9 Wofford 89, High Point 61
 11/11 Presbyterian 80, VMI 77 (OT)
 11/12 Furman 91, Charleston Southern 47
 11/14 ETSU 61, Winthrop 58
 11/16 Campbell 87, The Citadel 73
 12/7 UNCG 60, Radford 58
 12/7 Western Carolina 78, UNC Asheville 77
 12/7 Wofford 81, Gardner-Webb 77
 12/8 Furman 84, USC Upstate 72
 12/14 Furman 80, Winthrop 73
 (Bon Secours Wellness Arena; Greenville, S.C.)
 12/19 The Citadel 102, Longwood 99 (3OT)
 12/21 Chattanooga 68, UNC Asheville 64
 12/29 USC Upstate 91, VMI 82

Big Ten (0-1)

11/20 Illinois 85, The Citadel 57

Big West (1-1)

11/17 VMI 89, UC Davis 84 (2OT)
 (Jonesboro, Ark.)
 12/15 Hawaii 94, Samford 73

Colonial (2-1)

11/12 William & Mary 80, Wofford 79
 11/26 Furman 97, Elon 61
 12/16 Mercer 72, UNCW 63

Conference USA (0-2)

11/30 Louisiana Tech 78, Samford 57
 12/22 Florida Atlantic 65, Mercer 50

Horizon (3-0)

11/23 Mercer 72, UIC 68
 12/21 ETSU 80, Cleveland State 55
 12/21 UNCG 67, Northern Kentucky 50
 (Fleming Gym; Greensboro, N.C.)

Metro Atlantic Athletic (2-2)

11/8 Marist 58, VMI 56
 11/19 Samford 70, Manhattan 57
 11/23 The Citadel 79, Marist 75
 12/1 Canisius 76, Mercer 66
 (Boca Raton, Fla.)

Mid-Eastern Athletic (5-0)

11/5 UNCG 83, North Carolina A&T 50
 11/12 Western Carolina 90, North Carolina A&T 64
 11/23 ETSU 98, Delaware State 66
 11/26 Wofford 67, Maryland Eastern Shore 42
 12/2 Wofford 77, North Carolina Central 59

Missouri Valley (1-0)

11/8 Furman 87, Loyola-Chicago 63

Non-Division I (25-0)

11/5 Wofford 86, Erskine 63
 11/6 ETSU 79, Newberry 50
 11/7 Samford 68, Kentucky Wesleyan 42
 11/8 Mercer 84, Columbia International 76
 11/11 UNCG 109, Averett 51
 11/13 Samford 102, UVa-Wise 64
 11/15 Furman 83, Southern Wesleyan 61
 11/20 VMI 96, Christendom 20
 11/22 Furman 90, Columbia International 45
 11/26 The Citadel 90, Brevard 47
 11/26 VMI 98, Goucher 32
 11/27 Western Carolina 78, Bryan 54
 12/3 Samford 97, Auburn-Montgomery 64
 12/7 The Citadel 108, Carver 40
 12/8 Chattanooga 99, Tennessee Wesleyan 51
 12/10 The Citadel 129, Piedmont 83
 12/11 Furman 90, North Greenville 65
 12/11 VMI 78, Ferrum 60
 12/13 Wofford 112, North Greenville 66
 12/15 ETSU 97, Milligan 41
 12/28 Western Carolina 108, Piedmont 47
 12/28 Mercer 104, Milligan 52
 12/28 UNCG 106, William Peace 34
 12/29 Chattanooga 72, Cumberland 42
 12/29 ETSU 117, Mars Hill 48

Ohio Valley (6-3)

11/5 Morehead State 90, Samford 86 (2OT)
 11/5 Eastern Kentucky 79, Chattanooga 68
 11/9 Chattanooga 59, Tennessee State 57
 11/9 ETSU 92, UT Martin 75
 11/11 Belmont 95, Samford 63
 11/15 UNCG 64, Tennessee Tech 30
 (Fleming Gym; Greensboro, N.C.)
 11/19 The Citadel 74, Southeast Missouri 69
 11/30 Chattanooga 63, Jacksonville State 60
 (Niceville, Fla.)

America East.....	1-0
American Athletic.....	0-3
ASUN.....	7-1
Atlantic 10.....	0-2
Atlantic Coast.....	1-7
Big 12.....	0-2
Big East.....	1-4
Big Sky.....	1-2
Big South.....	12-4
Big Ten.....	0-1
Big West.....	1-1
Colonial.....	2-1
Conference USA.....	0-2
Horizon.....	3-0
Metro Atlantic Athletic.....	2-2
Mid-Eastern Athletic.....	5-0
Missouri Valley.....	1-0
Non-Division I.....	25-0
Ohio Valley.....	6-3
Patriot.....	0-1
Southeastern.....	1-7
Southland.....	1-0
Southwestern Athletic.....	1-0
Summit.....	0-2
Sun Belt.....	8-3
Total.....	79-48
Home.....	52-10
Away.....	23-35
Neutral.....	4-3
vs. Top 25.....	1-5

12/21 Western Carolina 89, Tennessee Tech 76

Patriot (0-1)

12/2 Holy Cross 81, Mercer 67
 (Boca Raton, Fla.)

Southeastern (1-7)

11/5 Georgia 91, Western Carolina 72
 11/12 Georgia 95, The Citadel 86
 11/18 Missouri 75, Wofford 56
 11/19 Alabama 81, Furman 73
 11/25 #17 Tennessee 58, Chattanooga 46
 12/5 #14 Auburn 81, Furman 78 (OT)
 12/18 Alabama 105, Samford 87
 (Legacy Arena; Birmingham, Ala.)
 12/18 ETSU 74, LSU 63

Southland (1-0)

12/7 Samford 113, Houston Baptist 90

Southwestern Athletic (1-0)


11/29 Chattanooga 74, Alabama State 56
 (Niceville, Fla.)

Summit (0-2)

11/27 South Dakota State 86, Samford 77
 12/7 North Dakota State 78, ETSU 68

Sun Belt (8-3)

11/12 Chattanooga 74, Troy 68
 11/14 Arkansas State 71, VMI 56
 11/15 Chattanooga 90, South Alabama 72
 11/18 UNCG 55, Appalachian State 41
 11/19 Georgia Southern 98, Mercer 88
 11/23 Samford 72, Troy 60
 11/26 ETSU 78, Appalachian State 69
 11/27 Furman 58, UT Arlington 57
 (Elon, N.C.)
 11/30 ETSU 67, Little Rock 63
 12/7 Georgia State 73, Mercer 61
 12/15 Chattanooga 84, Troy 80 (OT)



The Citadel

(6-17, 0-12 SoCon)

N9	UNC ASHEVILLE (ESPN3)	L, 76-91
N12	at Georgia (SEC Network+)	L, 86-95
N16	CAMPBELL (ESPN3)	L, 73-87
N19	at Southeast Missouri (ESPN+)	W, 74-69
N20	at Illinois# (Big Ten Network)	L, 57-85
N23	at Marist (ESPN+)	W, 79-75
N26	BREVARD# (ESPN+)	W, 90-47
D4	*ETSU (ESPN+)	L, 84-96
D7	CARVER (ESPN3)	W, 108-40
D10	PIEDMONT (ESPN3)	W, 129-83
D19	at Longwood (ESPN+)	W, 102-99 (3OT)
D22	at NC State (ACC Network)	L, 63-83
J1	*at Samford (ESPN+)	L, 68-69
J4	*WESTERN CAROLINA (ESPN+)	L, 82-86
J11	*at Wofford (ESPN3)	L, 71-73
J15	*UNCG (ESPN+)	L, 69-79
J18	*at VMI (ESPN+)	L, 79-88
J22	*at Chattanooga (ESPN+)	L, 69-92
J25	*FURMAN (ESPN3)	L, 54-78
J29	*WOFFORD (ESPN+)	L, 56-79
F1	*at Mercer (Nexstar/ESPN3)	L, 71-76
F5	*at UNCG (ESPN3)	L, 68-88
F8	*VMI (ESPN+)	L, 64-75
F12	*at ETSU (ESPN+)	7 p.m.
F15	*SAMFORD (Nexstar/ESPN3)	1 p.m.
F19	*CHATTANOOGA (ESPN+)	7 p.m.
F22	*at Western Carolina (ESPN3)	7:30 p.m.
F26	*MERCER (ESPN3)	7 p.m.
F29	*at Furman (Nexstar/ESPN+)	4 p.m.
M6-9	at SoCon Championship (Asheville, N.C.)	

- Illinois Classic (campus sites)



ETSU

(21-4, 10-2 SoCon)

N6	NEWBERRY (ESPN+)	W, 79-50
N9	at UT Martin (ESPN+)	W, 92-75
N14	WINTHROP (ESPN+)	W, 61-58
N19	at No. 4 Kansas# (ESPN+)	L, 63-75
N23	DELAWARE STATE# (ESPN3)	W, 98-66
N24	SOUTHERN UTAH# (ESPN+)	W, 70-58
N26	APPALACHIAN STATE (ESPN+)	W, 78-69
N30	at Little Rock (ESPN+)	W, 67-63
D4	*at The Citadel (ESPN+)	W, 96-84
D7	at North Dakota State (ESPN+)	L, 68-78
D15	MILLIGAN (ESPN3)	W, 97-41
D18	at LSU (SEC Network)	W, 74-63
D21	CLEVELAND STATE (ESPN3)	W, 80-55
D29	MARS HILL (ESPN3)	W, 117-48
J1	*WOFFORD (ESPN+)	W, 49-48
J4	*at Furman (ESPN3)	L, 56-65
J8	*at UNCG (ESPN+)	W, 64-57
J11	*VMI (Nexstar/ESPN3)	W, 61-55
J15	*SAMFORD (ESPN+)	W, 88-63
J18	*at Western Carolina (Nexstar/ESPN+)	W, 85-66
J25	*CHATTANOOGA (ESPN+)	W, 75-64
J29	*MERCER (ESPN+)	L, 55-71
F1	*UNCG (ESPN+)	W, 82-65
F5	*at Chattanooga (ESPN+)	W, 80-64
F8	*at Mercer (ESPN+)	W, 73-60
F12	*THE CITADEL (ESPN+)	7 p.m.
F15	*at VMI (ESPN+)	1 p.m.
F19	*FURMAN (ESPN+)	7 p.m.
F22	*at Samford (ESPN+)	3 p.m.
F26	*at Wofford (ESPN+)	7 p.m.
F29	*WESTERN CAROLINA (ESPN+)	4 p.m.
M6-9	at SoCon Championship (Asheville, N.C.)	

- Maui Jim Maui Invitational (campus sites)



Furman

(20-5, 10-2 SoCon)

N5	at Gardner-Webb (ESPN+)	W, 70-63
N8	LOYOLA CHICAGO (ESPN3)	W, 87-63
N12	at Charleston Southern (ESPN+)	W, 91-47
N15	SOUTHERN WESLEYAN# (ESPN3)	W, 83-61
N19	at Alabama# (SEC Network+)	L, 73-81
N22	COLUMBIA INTERNATIONAL (ESPN3)	W, 90-45
N26	at Elon# (FloHoops)	W, 97-61
N27	vs. UT Arlington^	W, 58-57
D2	at South Florida (ESPN3)	L, 55-65
D5	at No. 14 Auburn (SEC Network)	L, 78-81 (OT)
D8	USC UPSTATE (ESPN+)	W, 84-72
D11	NORTH GREENVILLE (ESPN3)	W, 90-65
D14	WINTHROP& (ESPN+)	W, 80-73
D20	*at Mercer (ESPN3)	W, 64-62
J1	*at VMI (ESPN+)	W, 89-73
J4	*ETSU (ESPN3)	W, 65-56
J8	*at Chattanooga (ESPN+)	W, 73-66
J11	*UNCG& (ESPN3)	L, 73-86
J15	*WESTERN CAROLINA (ESPN+)	W, 83-79
J17	*at Wofford (ESPN3)	L, 52-66
J22	*SAMFORD (ESPN+)	W, 101-78
J25	*at The Citadel (ESPN3)	W, 78-54
J29	*VMI (ESPN+)	W, 74-72 (OT)
F5	*MERCER (ESPN+)	W, 79-57
F8	*at Western Carolina (ESPN+)	W, 82-73
F12	*at Samford (ESPN+)	7:30 p.m.
F15	*CHATTANOOGA (ESPN3)	4 p.m.
F19	*at ETSU (ESPN+)	7 p.m.
F22	*WOFFORD& (Nexstar/ESPN+)	12 p.m.
F26	*at UNCG (ESPN+)	7 p.m.
F29	*THE CITADEL (Nexstar/ESPN+)	4 p.m.
M6-9	at SoCon Championship (Asheville, N.C.)	

- Bad Boy Mowers Battle 4 Atlantis (campus sites)
 ^ - Bad Boy Mowers Battle 4 Atlantis (Elon, N.C.)
 & - Bon Secours Wellness Arena (Greenville, S.C.)




Mercer

(12-13, 6-6 SoCon)

N6	at St. John's (FS1)	L, 79-109
N8	COLUMBIA INTERNATIONAL (ESPN3)	W, 84-76
N11	KENNESAW STATE (ESPN+)	W, 74-62
N15	FGCU (ESPN3)	W, 84-68
N19	at Georgia Southern (ESPN+)	L, 88-98
N23	at UIC# (ESPN+)	W, 72-68
N26	at St. Bonaventure# (ESPN+)	L, 51-56
D1	vs. Canisius^ (CUSA.TV)	L, 66-76
D2	vs. Holy Cross^ (CUSA.TV)	L, 67-81
D7	GEORGIA STATE (ESPN+)	L, 61-73
D16	at UNCW (FloHoops)	W, 72-63
D20	*FURMAN (ESPN3)	L, 62-64
D22	FLORIDA ATLANTIC (ESPN+)	L, 50-65
D28	MILLIGAN (ESPN3)	W, 104-52
J1	*at UNCG (ESPN+)	L, 63-72
J4	*CHATTANOOGA (ESPN3)	L, 61-70
J11	*at Western Carolina (ESPN+)	L, 71-79
J15	*VMI (ESPN+)	W, 73-62
J18	*at Samford (ESPN3)	W, 90-75
J22	*WESTERN CAROLINA (ESPN+)	W, 83-79
J25	*at VMI (Nexstar/ESPN3)	W, 69-66
J29	*at ETSU (ESPN+)	W, 71-55
F1	*THE CITADEL (Nexstar/ESPN3)	W, 76-71
F5	*at Furman (ESPN+)	L, 57-79
F8	*ETSU (ESPN+)	L, 60-73
F12	*at Wofford (ESPN+)	7 p.m.
F15	*UNCG (ESPN3)	4:30 p.m.
F19	*SAMFORD (ESPN+)	7 p.m.
F22	*at Chattanooga (ESPN3)	4:30 p.m.
F26	*at The Citadel (ESPN3)	7 p.m.
F29	*WOFFORD (ESPN+)	4:30 p.m.
M6-9	at SoCon Championship (Asheville, N.C.)	

- Boca Raton Beach Classic (campus sites)
 ^ - Boca Raton Beach Classic (Boca Raton, Fla.)




UNC Greensboro

(18-6, 8-3 SoCon)

N5	North Carolina A&T (ESPN3)	W, 83-50
N8	at No. 3 Kansas (ESPN3)	L, 62-74
N11	AVERETT# (ESPN+)	W, 109-51
N15	TENNESSEE TECH#^ (ESPN3)	W, 64-30
N16	MONTANA STATE#^ (ESPN3)	L, 66-67
N18	APPALACHIAN STATE# (ESPN+)	W, 55-41
N24	*VMI (ESPN+)	W, 74-63
N30	at Georgetown (FS2)	W, 65-61
D4	KENNESAW STATE^ (ESPN+)	W, 72-54
D7	at Radford (ESPN+)	W, 60-58
D15	NC STATE (ESPN+)	L, 77-80
D18	at Vermont (ESPN+)	W, 54-53
D21	NORTHERN KENTUCKY^ (ESPN+)	W, 67-50
D28	WILLIAM PEACE (ESPN3)	W, 106-34
J1	*MERCER (ESPN+)	W, 72-63
J4	*at Wofford (Nexstar/ESPN+)	L, 92-98 (2OT)
J8	*ETSU (ESPN+)	L, 57-64
J11	*at Furman& (ESPN3)	W, 86-73
J15	*at The Citadel (ESPN+)	W, 79-69
J18	*CHATTANOOGA (ESPN+)	W, 72-52
J25	*at Samford (ESPN3)	W, 70-63
J29	*at Western Carolina (ESPN+)	L, 72-58
F1	*at ETSU (ESPN+)	L, 65-82
F5	*THE CITADEL (ESPN3)	W, 88-68
F9	*SAMFORD (ESPN+)	W, 95-67
F12	*WESTERN CAROLINA (ESPN+)	7 p.m.
F15	*at Mercer (ESPN3)	4:30 p.m.
F19	*WOFFORD (ESPN+)	7 p.m.
F22	*at VMI (ESPN+)	1 p.m.
F26	*FURMAN (ESPN+)	7 p.m.
F29	*at Chattanooga (ESPN+)	4:30 p.m.
M6-9	at SoCon Championship (Asheville, N.C.)	

- Spartan Invitational
 ^ - Fleming Gymnasium (Greensboro, N.C.)
 & - Bon Secours Wellness Arena (Greenville, S.C.)




Samford

(8-18, 2-10 SoCon)

N5	at Morehead State (ESPN+)	L, 86-90 (2OT)
N7	KENTUCKY WESLEYAN (ESPN+)	W, 68-42
N11	at Belmont (ESPN+)	L, 63-95
N13	UVA-WISE (ESPN3)	W, 102-64
N16	at North Alabama (ESPN+)	L, 55-61
N19	MANHATTAN (ESPN+)	W, 70-57
N23	TROY (ESPN3)	W, 72-60
N27	at South Dakota State (ESPN3)	L, 77-86
N30	at Louisiana Tech (CUSA.TV)	L, 57-78
D3	AUBURN-MONTGOMERY (ESPN3)	W, 97-64
D7	at Houston Baptist	W, 113-90
D15	at Hawaii (Spectrum Sports)	L, 73-94
D18	ALABAMA# (ESPN+)	L, 87-105
D21	at Georgetown (FS1)	L, 71-99
J1	*THE CITADEL (ESPN+)	W, 69-68
J4	*at VMI (ESPN+)	W, 78-75
J8	*WOFFORD (ESPN+)	L, 62-67
J11	*at Chattanooga (ESPN3)	L, 67-105
J15	*at ETSU (ESPN+)	L, 63-88
J18	*MERCER (ESPN3)	L, 75-90
J22	*at Furman (ESPN+)	L, 78-101
J25	*UNCG (ESPN3)	L, 63-70
J29	*CHATTANOOGA (ESPN+)	L, 84-92
F1	*at Wofford (ESPN3)	L, 56-80
F5	*WESTERN CAROLINA (ESPN3)	L, 70-78
F9	*at UNCG (ESPN+)	L, 67-95
F12	*FURMAN (ESPN+)	7:30 p.m.
F15	*at The Citadel (Nexstar/ESPN3)	1 p.m.
F19	*at Mercer (ESPN+)	7 p.m.
F22	*ETSU (ESPN+)	3 p.m.
F26	*at Western Carolina (ESPN+)	7 p.m.
F29	*VMI (ESPN3)	5 p.m.
M6-9	at SoCon Championship (Asheville, N.C.)	


- Legacy Arena at Birmingham-Jefferson Convention Complex (Birmingham, Ala.)



Chattanooga
(15-10, 6-6 SoCon)

N5	at Eastern Kentucky (ESPN+)	L, 68-79
N9	TENNESSEE STATE (SDN)	W, 59-57
N12	at Troy (ESPN+)	W, 74-68
N15	SOUTH ALABAMA (SDN)	W, 90-72
N20	at Florida State# (Fox Sports South/ACCNE)	L, 53-89
N25	at No. 17 Tennessee# (SEC Network)	L, 46-58
N29	vs. Alabama State^ (EmeraldCoast.TV)	W, 74-56
N30	vs. Jacksonville State^ (EmeraldCoast.TV)	W, 63-60
D3	*at Western Carolina (ESPN3)	L, 77-87
D8	TENNESSEE WESLEYAN (ESPN3)	W, 99-51
D11	at Virginia Tech (ACC Network)	L, 58-63
D15	TROY (ESPN+)	W, 84-80 (OT)
D21	at UNC Asheville (ESPN+)	W, 68-64
D29	CUMBERLAND (ESPN3)	W, 72-42
J4	*at Mercer (ESPN3)	W, 70-61
J8	*FURMAN (ESPN+)	L, 66-73
J11	*SAMFORD (ESPN3)	W, 105-67
J15	*WOFFORD (ESPN+)	W, 72-59
J18	*at UNCG (ESPN+)	L, 52-72
J22	*THE CITADEL (ESPN+)	W, 92-69
J25	*at ETSU (ESPN+)	L, 64-75
J29	*at Samford (ESPN+)	W, 92-84
F1	*WESTERN CAROLINA (ESPN3)	L, 61-64
F5	*ETSU (ESPN+)	L, 64-80
F8	*at Wofford (Nexstar/ESPN+)	W, 84-77
F12	*VMI (ESPN+)	7 p.m.
F15	*at Furman (ESPN3)	4 p.m.
F19	*at The Citadel (ESPN+)	7 p.m.
F22	*MERCER (ESPN3)	4:30 p.m.
F26	*at VMI (ESPN+)	7 p.m.
F29	*UNCG (ESPN+)	4:30 p.m.
M6-9	at SoCon Championship (Asheville, N.C.)	


- Emerald Coast Classic (campus sites)
^ - Emerald Coast Classic (Niceville, Fla.)



VMI
(7-18, 2-10 SoCon)


N5	at East Carolina (ESPN3)	L, 68-80
N8	MARIST (ESPN3)	L, 56-58
N11	PRESBYTERIAN (ESPN+)	L, 77-80 (OT)
N14	at Arkansas State# (ESPN+)	L, 56-71
N15	vs. Idaho^	L, 67-68*
N17	vs. UC Davis^	W, 89-84 (2OT)
N20	CHRISTENDOM# (ESPN3)	W, 96-20
N24	*at UNCG (ESPN+)	L, 63-74
N26	GOUCHER (ESPN3)	W, 98-32
D4	at Duquesne (ESPN+)	L, 58-71
D7	STETSON (ESPN+)	W, 88-61
D11	FERRUM (ESPN3)	W, 78-60
D21	at Virginia Tech (ACC Network)	L, 55-64
D29	at USC Upstate (ESPN+)	L, 82-91
J1	*FURMAN (ESPN+)	L, 73-89
J4	*SAMFORD (ESPN+)	L, 75-78
J8	*WESTERN CAROLINA (ESPN3)	L, 85-97
J11	*at ETSU (Nexstar/ESPN3)	L, 55-61
J15	*at Mercer (ESPN+)	L, 62-73
J18	*THE CITADEL (ESPN+)	W, 88-79
J22	*at Wofford (ESPN+)	L, 54-66
J25	*MERCER (Nexstar/ESPN3)	L, 66-69
J29	*at Furman (ESPN+)	L, 72-74 (OT)
F5	*WOFFORD (ESPN+)	L, 73-79
F8	*at The Citadel (ESPN+)	W, 75-64
F12	*at Chattanooga (ESPN+)	7 p.m.
F15	*ETSU (ESPN+)	1 p.m.
F19	*at Western Carolina (ESPN+)	7 p.m.
F22	*UNCG (ESPN+)	1 p.m.
F26	*CHATTANOOGA (ESPN+)	7 p.m.
F29	*at Samford (ESPN3)	5 p.m.
M6-9	at SoCon Championship (Asheville, N.C.)	

- Red Wolves Classic (campus sites)
^ - Red Wolves Classic (Jonesboro, Ark.)



Western Carolina
(15-8, 7-5 SoCon)

N5	at Georgia (SEC Network+)	L, 72-91
N9	GARDNER-WEBB (ESPN3)	W, 71-59
N12	NORTH CAROLINA A&T (ESPN+)	W, 90-64
N15	at Florida State (Fox Sports South/ACCNE)	L, 74-79
N21	at Jacksonville (ESPN+)	W, 96-94 (2OT)
N24	at Stetson (ESPN+)	W, 70-64
N27	BRYAN (SDN)	W, 78-54
D3	*CHATTANOOGA (ESPN3)	W, 87-77
D7	UNC ASHEVILLE (Nexstar/ESPN3)	W, 78-77
D18	at Xavier (FS1)	L, 61-74
D21	at Tennessee Tech (ESPN+)	W, 89-76
D28	PIEDMONT (SDN)	W, 108-47
J4	*at The Citadel (ESPN+)	W, 86-82
J8	*at VMI (ESPN3)	W, 97-85
J11	*MERCER (ESPN+)	W, 79-71
J15	*at Furman (ESPN+)	L, 79-83
J18	*ETSU (Nexstar/ESPN+)	L, 66-85
J22	*at Mercer (ESPN+)	L, 79-83
J25	*WOFFORD (ESPN3)	W, 81-72
J29	*UNCG (ESPN+)	L, 58-72
F1	*at Chattanooga (ESPN3)	W, 64-61
F5	*at Samford (ESPN3)	W, 78-70
F8	*FURMAN (ESPN+)	L, 73-82
F12	*at UNCG (ESPN+)	7 p.m.
F15	*at Wofford (ESPN+)	7 p.m.
F19	*VMI (ESPN+)	7 p.m.
F22	*THE CITADEL (ESPN3)	7:30 p.m.
F26	*SAMFORD (ESPN+)	7 p.m.
F29	*at ETSU (ESPN+)	4 p.m.
M6-9	at SoCon Championship (Asheville, N.C.)	



Wofford
(16-9, 8-4 SoCon)

N5	ERSKINE (ESPN3)	W, 86-63
N9	HIGH POINT (SDN)	W, 89-61
N12	WILLIAM & MARY (ESPN+)	L, 79-80
N16	at Butler# (FS2)	L, 61-80
N18	at Missouri# (SEC Network+)	L, 56-75
N21	at South Florida (ESPN3)	L, 55-69
N26	at Maryland Eastern Shore#	W, 67-42
D2	NORTH CAROLINA CENTRAL (ESPN+)	W, 77-59
D7	GARDNER-WEBB (ESPN3)	W, 81-77
D13	NORTH GREENVILLE (ESPN3)	W, 112-66
D15	at No. 17 North Carolina (ACC Network)	W, 68-64
D19	at No. 4 Duke (ESPN2)	L, 57-86
D22	at Kennesaw State (ESPN+)	W, 83-70
J1	*at ETSU (ESPN+)	L, 48-49
J4	*UNCG (Nexstar/ESPN+)	W, 98-92 (2OT)
J8	*at Samford (ESPN+)	W, 67-762
J11	*THE CITADEL (ESPN3)	W, 73-71
J15	*at Chattanooga (ESPN+)	L, 59-72
J17	*FURMAN (ESPN3)	W, 66-52
J22	*VMI (ESPN+)	W, 66-54
J25	*at Western Carolina (ESPN3)	L, 72-81
J29	*at The Citadel (ESPN+)	W, 79-56
F1	*SAMFORD (ESPN3)	W, 80-56
F5	*at VMI (ESPN+)	W, 79-73
F8	*CHATTANOOGA (Nexstar/ESPN+)	L, 77-84
F12	*MERCER (ESPN+)	7 p.m.
F15	*WESTERN CAROLINA (ESPN+)	7 p.m.
F19	*at UNCG (ESPN+)	7 p.m.
F22	*at Furman& (Nexstar/ESPN+)	12 p.m.
F26	*ETSU (ESPN+)	7 p.m.
F29	*at Mercer (ESPN+)	4:30 p.m.
M6-9	at SoCon Championship (Asheville, N.C.)	

- Hall of Fame Classic (campus sites)
& - Bon Secours Wellness Arena (Greenville, S.C.)

Southern Conference men's basketball media relations information

<p>The Citadel (CitadelSports.com) Milledge Austin (maustin7@citadel.edu) Office: 843-953-6567</p> <p>ETSU (ETSUBucs.com) Kevin Brown (brownk@etsu.edu) Office: 423-439-5263</p> <p>Furman (FurmanPaladins.com) Jordan Caskey (jordan.caskey@furman.edu) Office: 864-294-3065</p> <p>Mercer (MercerBears.com) Travis Rae (rae_tj@mercer.edu) Office: 478-301-5219</p> <p>UNCG (UNCGSpartans.com) Mark Pinkerton (mdpinker@uncg.edu) Office: 757-812-1926</p> <p>Samford (SamfordSports.com) Joey Mullins (jimmulli1@samford.edu) Office: 205-726-2799</p>	<p>Chattanooga (GoMocs.com) Jim Horten (jameshorten@utc.edu) Office: 423-425-2350</p> <p>VMI (VMIKeydets.com) Wade Branner (brannerwh@vmi.edu) Office: 540-464-7515</p> <p>Western Carolina (CatamountSports.com) Steven Grandy (sgrandy@email.wcu.edu) Office: 828-227-2655</p> <p>Wofford (WoffordTerriers.com) Phil Marcello (marcellopr@wofford.edu) Office: 864-597-4092</p> <p>Southern Conference (SoConSports.com) Phil Perry (pperry@socon.org) Office: 864-591-5100 // Cell: 864-525-5174</p>
---	--

2019-20 Southern Conference
CONFERENCE BASKETBALL STATISTICS
Through games of Feb 11, 2020 (All games)

SCORING OFFENSE				
	G	W-L	Pts	Avg/G
1. Western Carolina	23	15-8	1814	78.9
2. Furman	25	20-5	1949	78.0
3. The Citadel	23	6-17	1772	77.0
4. ETSU	25	21-4	1908	76.3
5. UNC Greensboro	25	19-6	1862	74.5
6. Samford	26	8-18	1923	74.0
7. Wofford	25	16-9	1835	73.4
8. VMI	25	7-18	1809	72.4
9. Chattanooga	25	15-10	1807	72.3
10. Mercer	25	12-13	1790	71.6

SCORING DEFENSE			
	G	Pts	Avg/G
1. UNC Greensboro	25	1523	60.9
2. ETSU	25	1561	62.4
3. Furman	25	1656	66.2
4. Wofford	25	1694	67.8
5. Chattanooga	25	1707	68.3
6. VMI	25	1743	69.7
7. Mercer	25	1792	71.7
8. Western Carolina	23	1704	74.1
9. The Citadel	23	1833	79.7
10. Samford	26	2094	80.5

SCORING MARGIN				
	G	Offense	Defense	Margin
1. ETSU	25	76.3	62.4	+13.9
2. UNC Greensboro	25	74.5	60.9	+13.6
3. Furman	25	78.0	66.2	+11.7
4. Wofford	25	73.4	67.8	+5.6
5. Western Carolina	23	78.9	74.1	+4.8
6. Chattanooga	25	72.3	68.3	+4.0
7. VMI	25	72.4	69.7	+2.6
8. Mercer	25	71.6	71.7	-0.1
9. The Citadel	23	77.0	79.7	-2.7
10. Samford	26	74.0	80.5	-6.6

FREE THROW PCT				
	G	FTM	FTA	Pct.
1. Mercer	25	298	408	.730
2. Samford	26	387	532	.727
3. Wofford	25	278	388	.716
4. VMI	25	250	354	.706
5. Western Carolina	23	329	472	.697
6. Chattanooga	25	280	402	.697
7. The Citadel	23	312	456	.684
8. Furman	25	293	429	.683
9. ETSU	25	358	533	.672
10. UNC Greensboro	25	248	394	.629

FIELD GOAL PERCENTAGE				
	G	FGM	FGA	Pct.
1. Furman	25	705	1465	.481
2. ETSU	25	680	1434	.474
3. Western Carolina	23	627	1341	.468
4. Wofford	25	657	1414	.465
5. Chattanooga	25	655	1448	.452
6. Mercer	25	654	1456	.449
7. Samford	26	684	1555	.440
8. The Citadel	23	622	1417	.439
9. UNC Greensboro	25	696	1602	.434
10. VMI	25	646	1502	.430

FIELD GOAL PCT DEFENSE				
	G	FGM	FGA	Pct.
1. UNC Greensboro	25	519	1243	.418
2. ETSU	25	560	1332	.420
3. Western Carolina	23	609	1420	.429
4. Wofford	25	600	1372	.437
5. Furman	25	622	1420	.438
6. VMI	25	610	1385	.440
7. Mercer	25	637	1437	.443
8. The Citadel	23	664	1492	.445
9. Chattanooga	25	640	1429	.448
10. Samford	26	767	1704	.450

3-POINT FG PCT				
	G	3FGM	3FGA	Pct.
1. Western Carolina	23	231	618	.374
2. Chattanooga	25	217	601	.361
3. Mercer	25	184	511	.360
4. Wofford	25	243	679	.358
5. Furman	25	246	688	.358
6. VMI	25	267	748	.357
7. ETSU	25	190	557	.341
8. Samford	26	168	499	.337
9. The Citadel	23	216	656	.329
10. UNC Greensboro	25	222	688	.323

3-POINT FG PCT DEFENSE				
	G	3FGM	3FGA	Pct.
1. ETSU	25	138	480	.288
2. Western Carolina	23	163	550	.296
3. Furman	25	177	578	.306
4. Chattanooga	25	155	500	.310
5. The Citadel	23	208	640	.325
6. Wofford	25	195	599	.326
7. Mercer	25	190	567	.335
8. VMI	25	183	542	.338
9. UNC Greensboro	25	165	488	.338
10. Samford	26	265	770	.344

REBOUNDING OFFENSE			
	G	Rebounds	Avg/G
1. Western Carolina	23	880	38.3
2. UNC Greensboro	25	924	37.0
3. Samford	26	952	36.6
4. The Citadel	23	830	36.1
5. Mercer	25	901	36.0
6. ETSU	25	895	35.8
7. VMI	25	891	35.6
8. Chattanooga	25	880	35.2
9. Furman	25	804	32.2
10. Wofford	25	771	30.8

REBOUNDING DEFENSE			
	G	Rebounds	Avg/G
1. Wofford	25	786	31.4
2. ETSU	25	790	31.6
3. Mercer	25	792	31.7
4. Chattanooga	25	826	33.0
5. Western Carolina	23	777	33.8
6. UNC Greensboro	25	845	33.8
7. Furman	25	859	34.4
8. VMI	25	879	35.2
9. The Citadel	23	874	38.0
10. Samford	26	1014	39.0

2019-20 Southern Conference
CONFERENCE BASKETBALL STATISTICS
Through games of Feb 11, 2020 (All games)

REBOUNDING MARGIN	G	Team	Avg.	Opp.	Avg.	Margin
1. Western Carolina	23	880	38.3	777	33.8	+4.5
2. Mercer	25	901	36.0	792	31.7	+4.4
3. ETSU	25	895	35.8	790	31.6	+4.2
4. UNC Greensboro	25	924	37.0	845	33.8	+3.2
5. Chattanooga	25	880	35.2	826	33.0	+2.2
6. VMI	25	891	35.6	879	35.2	+0.5
7. Wofford	25	771	30.8	786	31.4	-0.6
8. The Citadel	23	830	36.1	874	38.0	-1.9
9. Furman	25	804	32.2	859	34.4	-2.2
10. Samford	26	952	36.6	1014	39.0	-2.4

BLOCKED SHOTS	G	No.	Avg/G
1. UNC Greensboro	25	104	4.2
2. ETSU	25	97	3.9
3. Samford	26	83	3.2
4. Furman	25	71	2.8
5. Mercer	25	68	2.7
6. Wofford	25	66	2.6
7. The Citadel	23	60	2.6
8. VMI	25	59	2.4
9. Western Carolina	23	41	1.8
10. Chattanooga	25	41	1.6

ASSISTS	G	No.	Avg/G
1. VMI	25	409	16.4
2. Furman	25	382	15.3
3. The Citadel	23	349	15.2
4. Western Carolina	23	333	14.5
5. Chattanooga	25	356	14.2
6. ETSU	25	355	14.2
7. Mercer	25	342	13.7
8. Wofford	25	336	13.4
9. UNC Greensboro	25	321	12.8
10. Samford	26	301	11.6

STEALS	G	No.	Avg/G
1. UNC Greensboro	25	250	10.0
2. ETSU	25	222	8.9
3. Furman	25	203	8.1
4. The Citadel	23	163	7.1
5. VMI	25	175	7.0
6. Samford	26	178	6.8
7. Mercer	25	170	6.8
8. Wofford	25	150	6.0
9. Western Carolina	23	120	5.2
10. Chattanooga	25	117	4.7

TURNOVER MARGIN	G	Team	Avg.	Opp.	Avg.	Margin
1. UNC Greensboro	25	290	11.6	477	19.1	+7.5
2. Furman	25	295	11.8	405	16.2	+4.4
3. ETSU	25	298	11.9	403	16.1	+4.2
4. Wofford	25	292	11.7	335	13.4	+1.7
5. VMI	25	313	12.5	340	13.6	+1.1
6. Chattanooga	25	309	12.4	301	12.0	-0.3
7. Samford	26	417	16.0	380	14.6	-1.4
8. The Citadel	23	365	15.9	332	14.4	-1.4
9. Western Carolina	23	335	14.6	290	12.6	-2.0
10. Mercer	25	382	15.3	332	13.3	-2.0

ASSIST/TURNOVER RATIO	G	Ast.	Avg.	T/O	Avg.	Ratio
1. VMI	25	409	16.4	313	12.5	1.3
2. Furman	25	382	15.3	295	11.8	1.3
3. ETSU	25	355	14.2	298	11.9	1.2
4. Chattanooga	25	356	14.2	309	12.4	1.2
5. Wofford	25	336	13.4	292	11.7	1.2
6. UNC Greensboro	25	321	12.8	290	11.6	1.1
7. Western Carolina	23	333	14.5	335	14.6	1.0
8. The Citadel	23	349	15.2	365	15.9	1.0
9. Mercer	25	342	13.7	382	15.3	0.9
10. Samford	26	301	11.6	417	16.0	0.7

OFFENSIVE REBOUNDS	G	No.	Avg/G
1. UNC Greensboro	25	331	13.2
2. ETSU	25	280	11.2
3. VMI	25	265	10.6
4. Samford	26	273	10.5
5. Mercer	25	262	10.5
6. Western Carolina	23	231	10.0
7. Chattanooga	25	238	9.5
8. The Citadel	23	212	9.2
9. Furman	25	200	8.0
10. Wofford	25	195	7.8

DEFENSIVE REBOUNDS	G	No.	Avg/G
1. Western Carolina	23	649	28.2
2. The Citadel	23	618	26.9
3. Samford	26	679	26.1
4. Chattanooga	25	642	25.7
5. Mercer	25	639	25.6
6. VMI	25	626	25.0
7. ETSU	25	615	24.6
8. Furman	25	604	24.2
9. UNC Greensboro	25	593	23.7
10. Wofford	25	576	23.0

DEFENSIVE REB PCT.	G	D-Reb	Opp. OR	D-Reb%
1. Chattanooga	25	642	203	.760
2. Western Carolina	23	649	222	.745
3. UNC Greensboro	25	593	214	.735
4. Mercer	25	639	232	.734
5. ETSU	25	615	224	.733
6. Wofford	25	576	210	.733
7. VMI	25	626	239	.724
8. The Citadel	23	618	242	.719
9. Furman	25	604	237	.718
10. Samford	26	679	335	.670

OFFENSIVE REB PCT.	G	O-Reb	Opp. DR	O-Reb%
1. UNC Greensboro	25	331	631	.344
2. ETSU	25	280	566	.331
3. Mercer	25	262	560	.319
4. Western Carolina	23	231	555	.294
5. VMI	25	265	640	.293
6. Samford	26	273	679	.287
7. Chattanooga	25	238	623	.276
8. Wofford	25	195	576	.253
9. The Citadel	23	212	632	.251
10. Furman	25	200	622	.243

2019-20 Southern Conference
CONFERENCE BASKETBALL STATISTICS
Through games of Feb 11, 2020 (All games)

3-POINT FG MADE	G	No.	Avg/G
1. VMI	25	267	10.7
2. Western Carolina	23	231	10.0
3. Furman	25	246	9.8
4. Wofford	25	243	9.7
5. The Citadel	23	216	9.4
6. UNC Greensboro	25	222	8.9
7. Chattanooga	25	217	8.7
8. ETSU	25	190	7.6
9. Mercer	25	184	7.4
10. Samford	26	168	6.5

2019-20 Southern Conference
CONFERENCE BASKETBALL STATISTICS
Through games of Feb 11, 2020 (All games)

Team	Conference	Pct.	PF	PA	Overall	Pct.	PF	PA	Current unbeaten streak
ETSU	10-2	.833	72.0	63.5	21-4	.840	76.3	62.4	Furman -- 5
Furman	10-2	.833	76.1	68.5	20-5	.800	78.0	66.2	ETSU -- 3
UNC Greensboro	9-3	.750	76.8	68.3	19-6	.760	74.5	60.9	UNC Greensboro -- 2
Wofford	8-4	.667	72.0	66.8	16-9	.640	73.4	67.8	VMI -- 1
Western Carolina	7-5	.583	77.2	77.1	15-8	.652	78.9	74.1	Chattanooga -- 1
Chattanooga	6-6	.500	74.9	72.3	15-10	.600	72.3	68.3	
Mercer	6-6	.500	69.8	70.4	12-13	.480	71.6	71.7	
Samford	2-10	.167	69.3	84.1	8-18	.308	74.0	80.5	
VMI	2-10	.167	70.1	75.2	7-18	.280	72.4	69.7	
The Citadel	0-12	.000	69.6	81.6	6-17	.261	77.0	79.7	

TEAM SUMMARIES	G	PF-PA	Avg score	Margin	FG-FGA	Pct.	3FG-FGA	Pct.	FT-FTA	Pct.	RebF	RebA	Margin
Chattanooga	25	1807-1707	72.3-68.3	+4.0	655-1448	.452	217-601	.361	280-402	.697	880	826	+2.2
ETSU	25	1908-1561	76.3-62.4	+13.9	680-1434	.474	190-557	.341	358-533	.672	895	790	+4.2
Furman	25	1949-1656	78.0-66.2	+11.7	705-1465	.481	246-688	.358	293-429	.683	804	859	-2.2
Mercer	25	1790-1792	71.6-71.7	-0.1	654-1456	.449	184-511	.360	298-408	.730	901	792	+4.4
Samford	26	1923-2094	74.0-80.5	-6.6	684-1555	.440	168-499	.337	387-532	.727	952	1014	-2.4
The Citadel	23	1772-1833	77.0-79.7	-2.7	622-1417	.439	216-656	.329	312-456	.684	830	874	-1.9
UNC Greensboro	25	1862-1523	74.5-60.9	+13.6	696-1602	.434	222-688	.323	248-394	.629	924	845	+3.2
VMI	25	1809-1743	72.4-69.7	+2.6	646-1502	.430	267-748	.357	250-354	.706	891	879	+0.5
Western Carolina	23	1814-1704	78.9-74.1	+4.8	627-1341	.468	231-618	.374	329-472	.697	880	777	+4.5
Wofford	25	1835-1694	73.4-67.8	+5.6	657-1414	.465	243-679	.358	278-388	.716	771	786	-0.6

ATTENDANCE	Home	Average	Away	Average	Neutral	Average	Total	Average
Chattanooga	11-28997	2636	12-59772	4981	2-345	172	25-89114	3565
ETSU	14-63077	4506	11-45847	4168	0-0	0	25-108924	4357
Furman	12-25713	2143	12-37982	3165	1-0	0	25-63695	2548
Mercer	12-31108	2592	11-25987	2362	2-0	0	25-57095	2284
Samford	12-11629	969	14-35795	2557	0-0	0	26-47424	1824
The Citadel	11-11452	1041	12-52682	4390	0-0	0	23-64134	2788
UNC Greensboro	15-52478	3499	10-43466	4347	0-0	0	25-95944	3838
VMI	12-16644	1387	11-30822	2802	2-204	102	25-47670	1907
Western Carolina	11-23081	2098	12-40331	3361	0-0	0	23-63412	2757
Wofford	12-21426	1786	13-50879	3914	0-0	0	25-72305	2892
Totals	122-285605	2341	118-423563	3590	7-549	78	247-709717	2873

2019-20 Southern Conference
INDIVIDUAL BASKETBALL STATISTICS
Through games of Feb 11, 2020 (All games)

To be ranked, a player must appear in at least 75.0% of their team's games.

SCORING							REBOUNDING						
	Cl	G	FG	3FG	FT	Pts Avg/G		Cl	G	Off	Def	Total	Avg/G
1. Isaiah Miller-UNCG	Jr	25	189	24	52	454 18.2	1. Carlos Dotson-WCU	Sr	22	62	153	215	9.8
2. Mason Faulkner-WCU	Jr	23	125	50	116	416 18.1	2. James Dickey-UNCG	Sr	25	74	149	223	8.9
3. Djordje Dimitrijevic-MER	Sr	23	131	53	92	407 17.7	3. Ethan Stair-MER	Sr	25	47	175	222	8.9
4. Josh Sharkey-SAM	Sr	23	127	28	122	404 17.6	4. Kaelon Harris-CIT	Sr	22	40	122	162	7.4
5. Jordan Lyons-FUR	Sr	25	134	67	103	438 17.5	5. Jalen Dupree-SAM	Sr	26	66	113	179	6.9
6. Nathan Hoover-WOF	Sr	25	125	64	73	387 15.5	6. Robert Allen-SAM	So	25	48	121	169	6.8
7. Ethan Stair-MER	Sr	25	138	50	59	385 15.4	7. Clay Mounce-FUR	Jr	25	48	111	159	6.4
8. Matt Ryan-UTC	Sr	25	125	65	61	376 15.0	8. Chevez Goodwin-WOF	Jr	25	60	95	155	6.2
9. Carlos Dotson-WCU	Sr	22	124	0	68	316 14.4	9. Bo Hodges-ETSU	Jr	25	37	111	148	5.9
10. Noah Gurley-FUR	So	25	135	17	64	351 14.0	10. Garrett Gilkeson-VMI	Sr	25	38	109	147	5.9
11. Brandon Austin-SAM	Sr	25	118	61	44	341 13.6	11. Mason Faulkner-WCU	Jr	23	17	115	132	5.7
12. Kaiden Rice-CIT	Jr	23	107	69	30	313 13.6	12. Eddie Davis III-CIT	Sr	20	34	79	113	5.7
13. Tray Boyd III-ETSU	Sr	25	119	60	42	340 13.6	13. Lucas N'Guessan-ETSU	Sr	25	39	102	141	5.6
Robert Allen-SAM	So	25	130	24	56	340 13.6	14. Ramon Vila-UTC	Jr	25	59	80	139	5.6
15. Bo Hodges-ETSU	Jr	25	129	14	64	336 13.4	15. Jalen Slawson-FUR	So	25	35	95	130	5.2
16. Clay Mounce-FUR	Jr	25	125	47	38	335 13.4	16. Tyler Creammer-VMI	Sr	25	48	79	127	5.1
17. Kaelon Harris-CIT	Sr	22	94	18	85	291 13.2	Maciej Bender-MER	Jr	25	44	83	127	5.1
18. David Jean-Baptiste-UTC	Jr	25	120	42	41	323 12.9	18. Onno Steger-WCU	Sr	23	35	81	116	5.0
19. Storm Murphy-WOF	Jr	24	109	48	27	293 12.2	19. Rod Johnson-UTC	Jr	24	23	98	121	5.0
20. Travis Eeve-VMI	Fr	25	103	59	36	301 12.0	20. Kaleb Hunter-UNCG	So	20	31	66	97	4.9
21. Ramon Vila-UTC	Jr	25	130	1	37	298 11.9							
22. Fletcher Abee-CIT	Fr	23	89	60	33	271 11.8							
23. Chevez Goodwin-WOF	Jr	25	125	0	44	294 11.8							
24. Onno Steger-WCU	Sr	23	88	55	39	270 11.7							
25. Jalen Dupree-SAM	Sr	26	109	10	71	299 11.5							
26. Garrett Gilkeson-VMI	Sr	25	90	40	56	276 11.0							
27. Matt Halvorsen-WCU	Jr	23	74	65	33	246 10.7							
28. Mike Bothwell-FUR	So	25	92	37	27	248 9.9							
29. Kaleb Hunter-UNCG	So	20	74	11	39	198 9.9							
30. Greg Parham-VMI	Jr	24	90	37	18	235 9.8							

FIELD GOAL PCT						ASSISTS			
	Cl	G	FGM	FGA	Pct.		Cl	G	No. Avg/G
1. Chevez Goodwin-WOF	Jr	25	125	197	.635	1. Josh Sharkey-SAM	Sr	23	166 7.2
2. Lucas N'Guessan-ETSU	Sr	25	76	120	.633	2. Mason Faulkner-WCU	Jr	23	141 6.1
3. Carlos Dotson-WCU	Sr	22	124	202	.614	3. Tyson Batiste-CIT	Sr	23	129 5.6
4. Ramon Vila-UTC	Jr	25	130	214	.607	4. Garrett Gilkeson-VMI	Sr	25	87 3.5
5. Noah Gurley-FUR	So	25	135	243	.556	5. Alex Hunter-FUR	Jr	25	84 3.4
6. James Dickey-UNCG	Sr	25	85	154	.552	6. Djordje Dimitrijevic-MER	Sr	23	72 3.1
7. Jalen Dupree-SAM	Sr	26	109	201	.542	7. Storm Murphy-WOF	Jr	24	73 3.0
8. Clay Mounce-FUR	Jr	25	125	244	.512	8. Greg Parham-VMI	Jr	24	70 2.9
9. Bo Hodges-ETSU	Jr	25	129	253	.510	9. Isaiah Miller-UNCG	Jr	25	71 2.8
10. Kaleb Hunter-UNCG	So	20	74	147	.503	10. Isaiah Tisdale-ETSU	Sr	25	70 2.8
11. Mike Bothwell-FUR	So	25	92	183	.503	11. Daivien Williamson-ETSU	So	25	64 2.6
12. Storm Murphy-WOF	Jr	24	109	227	.480	Bo Hodges-ETSU	Jr	25	64 2.6
13. Ethan Stair-MER	Sr	25	138	288	.479	13. Maurice Commander-UTC	So	24	58 2.4
14. Daivien Williamson-ETSU	So	25	83	178	.466	14. Travis Eeve-VMI	Fr	25	57 2.3
15. Josh Sharkey-SAM	Sr	23	127	278	.457	Clay Mounce-FUR	Jr	25	57 2.3
						Malik Massey-UNCG	Sr	25	57 2.3

2019-20 Southern Conference
INDIVIDUAL BASKETBALL STATISTICS
Through games of Feb 11, 2020 (All games)

FREE THROW PCT					
	Cl	G	FTM	FTA	Pct.
1. Nathan Hoover-WOF	Sr	25	73	79	.924
2. Matt Ryan-UTC	Sr	25	61	69	.884
3. Ethan Stair-MER	Sr	25	59	68	.868
4. Djordje Dimitrijevic-MER	Sr	23	92	110	.836
5. Jordan Lyons-FUR	Sr	25	103	126	.817
6. Jalen Dupree-SAM	Sr	26	71	88	.807
7. Josh Sharkey-SAM	Sr	23	122	158	.772
8. Garrett Gilkeson-VMI	Sr	25	56	73	.767
9. Mason Faulkner-WCU	Jr	23	116	152	.763
10. Kaelon Harris-CIT	Sr	22	85	117	.726
11. Lucas N'Guessan-ETSU	Sr	25	61	86	.709
12. Noah Gurley-FUR	So	25	64	96	.667
13. Robert Allen-SAM	So	25	56	89	.629
14. Bo Hodges-ETSU	Jr	25	64	102	.627
15. Carlos Dotson-WCU	Sr	22	68	122	.557

STEALS				
	Cl	G	No.	Avg/G
1. Josh Sharkey-SAM	Sr	23	64	2.8
2. Isaiah Miller-UNCG	Jr	25	68	2.7
3. Djordje Dimitrijevic-MER	Sr	23	39	1.7
4. Isaiah Tisdale-ETSU	Sr	25	42	1.7
5. Clay Mounce-FUR	Jr	25	40	1.6
Tray Boyd III-ETSU	Sr	25	40	1.6
7. Bo Hodges-ETSU	Jr	25	39	1.6
8. Garrett Gilkeson-VMI	Sr	25	38	1.5
9. Patrick Good-ETSU	Jr	24	34	1.4
10. Jordan Lyons-FUR	Sr	25	34	1.4
11. Travis Eeve-VMI	Fr	25	32	1.3
Keyshaun Langley-UNCG	Fr	25	32	1.3
13. Tyson Batiste-CIT	Sr	23	29	1.3
Mason Faulkner-WCU	Jr	23	29	1.3
15. Ryan Larson-WOF	So	24	30	1.3

3-POINT FG PCT					
	Cl	G	3FG	FGA	Pct.
1. Onno Steger-WCU	Sr	23	55	126	.437
2. Matt Halvorsen-WCU	Jr	23	65	154	.422
3. Storm Murphy-WOF	Jr	24	48	114	.421
4. Brandon Austin-SAM	Sr	25	61	147	.415
5. Mike Bothwell-FUR	So	25	37	93	.398
6. Trevor Stumpe-WOF	Sr	25	36	91	.396
7. Clay Mounce-FUR	Jr	25	47	120	.392
8. Tray Boyd III-ETSU	Sr	25	60	154	.390
9. Greg Parham-VMI	Jr	24	37	95	.389
10. Djordje Dimitrijevic-MER	Sr	23	53	137	.387
11. Fletcher Abee-CIT	Fr	23	60	156	.385
12. Keyshaun Langley-UNCG	Fr	25	33	86	.384
13. Isaiah Bigelow-WOF	Fr	25	28	73	.384
14. Kamdyn Curfman-VMI	Fr	25	62	166	.373
15. Travis Eeve-VMI	Fr	25	59	159	.371

3-POINT FG MADE				
	Cl	G	3FG	Avg/G
1. Kaiden Rice-CIT	Jr	23	69	3.0
2. Matt Halvorsen-WCU	Jr	23	65	2.8
3. Jordan Lyons-FUR	Sr	25	67	2.7
4. Fletcher Abee-CIT	Fr	23	60	2.6
5. Matt Ryan-UTC	Sr	25	65	2.6
6. Nathan Hoover-WOF	Sr	25	64	2.6
7. Kamdyn Curfman-VMI	Fr	25	62	2.5
8. Brandon Austin-SAM	Sr	25	61	2.4
9. Tray Boyd III-ETSU	Sr	25	60	2.4
10. Onno Steger-WCU	Sr	23	55	2.4
11. Travis Eeve-VMI	Fr	25	59	2.4
12. Djordje Dimitrijevic-MER	Sr	23	53	2.3
13. Kyrin Galloway-UNCG	Sr	20	45	2.3
14. Mason Faulkner-WCU	Jr	23	50	2.2
15. Alex Hunter-FUR	Jr	25	51	2.0

BLOCKED SHOTS				
	Cl	G	No.	Avg/G
1. James Dickey-UNCG	Sr	25	44	1.8
2. Kyrin Galloway-UNCG	Sr	20	35	1.8
3. Lucas N'Guessan-ETSU	Sr	25	31	1.2
4. Chevez Goodwin-WOF	Jr	25	29	1.2
Robert Allen-SAM	So	25	29	1.2
6. Jalen Dupree-SAM	Sr	26	27	1.0
7. Maciej Bender-MER	Jr	25	25	1.0
Brady Spence-CIT	Fr	18	18	1.0
9. Messiah Jones-WOF	Fr	25	24	1.0
10. Bo Hodges-ETSU	Jr	25	22	0.9
11. Jake Stephens-VMI	So	25	21	0.8
12. Jalen Slawson-FUR	So	25	20	0.8
13. Clay Mounce-FUR	Jr	25	19	0.8
14. Derek Webster Jr.-CIT	Jr	21	13	0.6
15. Noah Gurley-FUR	So	25	15	0.6

ASSIST/TURNOVER RATIO					
	Cl	G	Ast.	T/O	Ratio
1. Alex Hunter-FUR	Jr	25	84	26	3.2
2. Garrett Gilkeson-VMI	Sr	25	87	33	2.6
3. Tyson Batiste-CIT	Sr	23	129	65	2.0
4. Mason Faulkner-WCU	Jr	23	141	79	1.8
5. Storm Murphy-WOF	Jr	24	73	49	1.5
6. Josh Sharkey-SAM	Sr	23	166	134	1.2
7. Djordje Dimitrijevic-MER	Sr	23	72	61	1.2

2019-20 Southern Conference
INDIVIDUAL BASKETBALL STATISTICS
Through games of Feb 11, 2020 (All games)

OFFENSIVE REBOUNDS	Cl	G	No.	Avg/G
1. James Dickey-UNCG	Sr	25	74	3.0
2. Carlos Dotson-WCU	Sr	22	62	2.8
3. Jalen Dupree-SAM	Sr	26	66	2.5
4. Chevez Goodwin-WOF	Jr	25	60	2.4
5. Ramon Vila-UTC	Jr	25	59	2.4
6. Isaiah Miller-UNCG	Jr	25	52	2.1
7. Clay Mounce-FUR	Jr	25	48	1.9
Tyler Creammer-VMI	Sr	25	48	1.9
Robert Allen-SAM	So	25	48	1.9
10. Ethan Stair-MER	Sr	25	47	1.9
11. Messiah Jones-WOF	Fr	25	46	1.8
12. Kaelon Harris-CIT	Sr	22	40	1.8
13. Maciej Bender-MER	Jr	25	44	1.8
14. Eddie Davis III-CIT	Sr	20	34	1.7
15. Lucas N'Guessan-ETSU	Sr	25	39	1.6

DEFENSIVE REBOUNDS	Cl	G	No.	Avg/G
1. Ethan Stair-MER	Sr	25	175	7.0
2. Carlos Dotson-WCU	Sr	22	153	7.0
3. James Dickey-UNCG	Sr	25	149	6.0
4. Kaelon Harris-CIT	Sr	22	122	5.5
5. Mason Faulkner-WCU	Jr	23	115	5.0
6. Robert Allen-SAM	So	25	121	4.8
7. Bo Hodges-ETSU	Jr	25	111	4.4
Clay Mounce-FUR	Jr	25	111	4.4
9. Garrett Gilkeson-VMI	Sr	25	109	4.4
10. Jalen Dupree-SAM	Sr	26	113	4.3
11. Rod Johnson-UTC	Jr	24	98	4.1
12. Lucas N'Guessan-ETSU	Sr	25	102	4.1
13. Eddie Davis III-CIT	Sr	20	79	4.0
14. Nathan Hoover-WOF	Sr	25	96	3.8
15. Chevez Goodwin-WOF	Jr	25	95	3.8
Jalen Slawson-FUR	So	25	95	3.8

MINUTES PLAYED	Cl	G	No.	Avg/G
1. Ethan Stair-MER	Sr	25	874	35.0
2. Mason Faulkner-WCU	Jr	23	786	34.2
3. Djordje Dimitrijevic-MER	Sr	23	780	33.9
4. Nathan Hoover-WOF	Sr	25	836	33.4
5. Matt Halvorsen-WCU	Jr	23	764	33.2
6. Jordan Lyons-FUR	Sr	25	828	33.1
7. Josh Sharkey-SAM	Sr	23	758	33.0
8. Brandon Austin-SAM	Sr	25	818	32.7
9. Robert Allen-SAM	So	25	817	32.7
10. Garrett Gilkeson-VMI	Sr	25	804	32.2

2019-20 Southern Conference
Conference Team Highs
Through games of Feb 11, 2020 (All games)

TEAM HIGHS (highest totals made by)

Points	129	The Citadel vs Piedmont (12/10/19)
	117	ETSU vs Mars Hill (12/29/19)
	113	Samford at Houston Baptist (12/07/19)
	112	Wofford vs North Greenville (12/13/19)
	109	UNC Greensboro vs Averett (11/11/19)
Margin	76 (96-20)	VMI vs Christendom (11/20/19)
	72 (106-34)	UNC Greensboro vs William Peace (12/28/19)
	69 (117-48)	ETSU vs Mars Hill (12/29/19)
	68 (108-40)	The Citadel vs Carver (12/07/19)
	66 (98-32)	VMI vs Goucher (11/26/19)
Field goals made	46	The Citadel vs Piedmont (12/10/19)
	44	ETSU vs Mars Hill (12/29/19)
	43	Western Carolina vs Piedmont (12/28/19)
	41	Samford vs UVa-Wise (11/13/19)
	41	Mercer vs Milligan (12/28/19)
Field goal attempts	85	UNC Greensboro vs Samford (02/09/20)
	80	The Citadel vs Piedmont (12/10/19)
	79	Samford at Morehead State (11/05/19)
	79	Mercer vs Milligan (12/28/19)
	79	ETSU vs Mars Hill (12/29/19)
Field goal percentage	.698 (37-53)	VMI vs Christendom (11/20/19)
	.661 (39-59)	Wofford vs North Greenville (12/13/19)
	.649 (37-57)	Samford at Houston Baptist (12/07/19)
	.644 (38-59)	Furman vs Columbia Int'l (11/22/19)
	.643 (27-42)	Mercer at ETSU (01/29/20)
3-Pt FG made	19	Wofford vs North Greenville (12/13/19)
	18	VMI vs Stetson (12/07/19)
	17	Furman at Elon (11/26/19)
	17	VMI vs Goucher (11/26/19)
	17	Chattanooga vs Samford (01/11/20)
	17	Furman vs Samford (01/22/20)
3-Pt FG attempts	45	The Citadel at NC State (12/22/19)
	45	UNC Greensboro at Wofford (01/04/20)
	41	Furman at Alabama (11/19/19)
	41	The Citadel at Longwood (12/19/19)
	40	VMI vs Goucher (11/26/19)
	40	Wofford at North Carolina (12/15/19)
3-Pt percentage	.619 (13-21)	Samford at Houston Baptist (12/07/19)
	.615 (16-26)	VMI vs Christendom (11/20/19)
	.600 (9-15)	The Citadel vs UNC Asheville (11/09/19)
	.600 (6-10)	Mercer at UNC Greensboro (01/01/20)
	.594 (19-32)	Wofford vs North Greenville (12/13/19)
Free throws made	28	ETSU vs Delaware State (11/23/19)
	26	Samford at Houston Baptist (12/07/19)
	26	ETSU at UNC Greensboro (01/08/20)
	26	Western Carolina vs Mercer (01/11/20)
	26	Wofford at VMI (02/05/20)
Free throw attempts	43	Wofford at VMI (02/05/20)
	36	ETSU vs Delaware State (11/23/19)
	35	Western Carolina vs Mercer (01/11/20)
	34	Western Carolina at Jacksonville (11/21/19)
	33	ETSU at UNC Greensboro (01/08/20)
Free throw percentage	1.000 (13-13)	Wofford vs William & Mary (11/12/19)
	1.000 (6-6)	VMI vs Christendom (11/20/19)
	1.000 (6-6)	Wofford at Samford (01/08/20)

	1.000	(5-5)	VMI vs Samford (01/04/20)
	1.000	(4-4)	Chattanooga vs Wofford (01/15/20)
Rebounds	57		The Citadel vs Carver (12/07/19)
	56		ETSU vs Mars Hill (12/29/19)
	53		The Citadel vs Brevard (11/26/19)
	52		Samford vs Auburn Montgomery (12/03/19)
	50		Western Carolina vs Piedmont (12/28/19)
Assists	30		Furman vs Samford (01/22/20)
	29		Chattanooga vs Tennessee Wesleyan (12/08/19)
	28		Chattanooga vs Samford (01/11/20)
	27		Wofford vs North Greenville (12/13/19)
	26		Chattanooga at Samford (01/29/20)
Steals	23		UNC Greensboro vs William Peace (12/28/19)
	20		ETSU vs Milligan (12/15/19)
	18		Samford vs Auburn Montgomery (12/03/19)
	17		VMI vs Goucher (11/26/19)
	17		Mercer vs Milligan (12/28/19)
	17		ETSU vs Mars Hill (12/29/19)
	17		UNC Greensboro vs Mercer (01/01/20)
	17		UNC Greensboro at The Citadel (01/15/20)
Blocked shots	8		UNC Greensboro vs Averett (11/11/19)
	8		The Citadel vs Brevard (11/26/19)
	8		UNC Greensboro vs Kennesaw State (12/04/19)
	7		Samford at Morehead State (11/05/19)
	7		ETSU vs Newberry (11/06/19)
	7		ETSU at UT Martin (11/09/19)
	7		Wofford vs High Point (11/09/19)
	7		UNC Greensboro vs Appalachian State (11/18/19)
	7		ETSU vs Delaware State (11/23/19)
	7		Mercer at Samford (01/18/20)
	7		UNC Greensboro vs Samford (02/09/20)
Turnovers	32		The Citadel vs UNC Greensboro (01/15/20)
	26		Samford vs Troy (11/23/19)
	24		Mercer at St. John's (11/06/19)
	24		Mercer at UNC Greensboro (01/01/20)
	24		Samford at UNC Greensboro (02/09/20)
Fouls	28		Mercer at St. John's (11/06/19)
	28		UNC Greensboro vs Kennesaw State (12/04/19)
	28		UNC Greensboro vs ETSU (01/08/20)
	27		Furman at Auburn (12/05/19)
	27		VMI vs Wofford (02/05/20)

2019-20 Southern Conference
Conference Individual Highs
Through games of Feb 11, 2020 (All games)

INDIVIDUAL PLAYER GAME HIGHS

Points	40		Jordan Lyons (Furman) at VMI (01/01/20)
	36		Greg Parham (VMI) at The Citadel (02/08/20)
	35		Josh Sharkey (Samford) vs Chattanooga (01/29/20)
	34		Djordje Dimitrijevic (Mercer) at Western Carolina (01/11/20)
	33		Jordan Lyons (Furman) at Alabama (11/19/19)
	33		Jordan Lyons (Furman) at Western Carolina (02/08/20)
Field goals made	14		Josh Sharkey (Samford) vs Chattanooga (01/29/20)
	13		Jeromy Rodriguez (ETSU) at The Citadel (12/04/19)
	13		Isaiah Miller (UNC Greensboro) vs Mercer (01/01/20)
	13		Greg Parham (VMI) at The Citadel (02/08/20)
	12		Isaiah Miller (UNC Greensboro) vs Kennesaw State (12/04/19)
	12		Isaiah Miller (UNC Greensboro) at Radford (12/07/19)
	12		Mike Bothwell (Furman) at Chattanooga (01/08/20)
	12		Isaiah Miller (UNC Greensboro) vs Chattanooga (01/18/20)
	12		Bo Hodges (ETSU) vs Chattanooga (01/25/20)
Field goal attempts	25		Isaiah Miller (UNC Greensboro) vs Mercer (01/01/20)
	24		Josh Sharkey (Samford) at Morehead State (11/05/19)
	24		Josh Sharkey (Samford) vs Chattanooga (01/29/20)
	23		Isaiah Miller (UNC Greensboro) at Wofford (01/04/20)
	23		Isaiah Miller (UNC Greensboro) vs Chattanooga (01/18/20)
Field goal percentage	1.000	(10-10)	Noah Gurley (Furman) vs Southern Wesleyan (11/15/19)
	.929	(13-14)	Greg Parham (VMI) at The Citadel (02/08/20)
	.917	(11-12)	Chevez Goodwin (Wofford) at The Citadel (01/29/20)
	.909	(10-11)	Carlos Dotson (Western Carolina) vs Chattanooga (12/03/19)
	.889	(8-9)	Kaleb Hunter (UNC Greensboro) vs Averett (11/11/19)
	.889	(8-9)	Ramon Vila (Chattanooga) vs Tennessee Wesleyan (12/08/19)
	.889	(8-9)	Messiah Jones (Wofford) vs North Greenville (12/13/19)
3-Pt FG made	10		Jordan Lyons (Furman) at VMI (01/01/20)
	8		Onno Steger (Western Carolina) at The Citadel (01/04/20)
	7		Patrick Good (ETSU) at UT Martin (11/09/19)
	7		Deandre Thomas (Samford) vs Troy (11/23/19)
	7		Isaiah Bigelow (Wofford) vs North Greenville (12/13/19)
	7		Onno Steger (Western Carolina) vs Furman (02/08/20)
3-Pt FG attempts	16		Jordan Lyons (Furman) at Alabama (11/19/19)
	15		Kaiden Rice (The Citadel) at NC State (12/22/19)
	14		Kaiden Rice (The Citadel) at Longwood (12/19/19)
	13		Angelo Allegri (UNC Greensboro) at Wofford (01/04/20)
	13		Matt Ryan (Chattanooga) at Samford (01/29/20)
3-Pt percentage	1.000	(6-6)	Greg Parham (VMI) at The Citadel (02/08/20)
	1.000	(5-5)	Stefan Kenic (Chattanooga) vs Samford (01/11/20)
	.875	(7-8)	Isaiah Bigelow (Wofford) vs North Greenville (12/13/19)
	.857	(6-7)	Matt Ryan (Chattanooga) vs Samford (01/11/20)
	.833	(10-12)	Jordan Lyons (Furman) at VMI (01/01/20)
	.833	(5-6)	Clay Mounce (Furman) vs Loyola Chicago (11/08/19)
	.833	(5-6)	Fletcher Abee (The Citadel) vs UNC Asheville (11/09/19)
	.833	(5-6)	David Jean-Baptiste (Chattanooga) vs South Alabama (11/15/19)
	.833	(5-6)	Daivien Williamson (ETSU) at Little Rock (11/30/19)
	.833	(5-6)	Kamdyn Curfman (VMI) at Virginia Tech (12/21/19)
	.833	(5-6)	Matt Halvorsen (Western Carolina) vs Piedmont (12/28/19)
Free throws made	13		Jordan Lyons (Furman) at Alabama (11/19/19)
	13		Kaelon Harris (The Citadel) at Longwood (12/19/19)
	12		Mason Faulkner (Western Carolina) vs Chattanooga (12/03/19)
	12		Djordje Dimitrijevic (Mercer) at Western Carolina (01/11/20)
	11		Mason Faulkner (Western Carolina) at Stetson (11/24/19)
	11		Josh Sharkey (Samford) vs Auburn Montgomery (12/03/19)

	11	Chevez Goodwin (Wofford) at VMI (02/05/20)
Free throw attempts	20	Chevez Goodwin (Wofford) at VMI (02/05/20)
	16	Mason Faulkner (Western Carolina) vs Chattanooga (12/03/19)
	15	Noah Gurley (Furman) vs UNC Greensboro (01/11/20)
	14	Kaelon Harris (The Citadel) at Longwood (12/19/19)
	14	Djordje Dimitrijevic (Mercer) at Western Carolina (01/11/20)
Free throw percentage	1.000 (13-13)	Jordan Lyons (Furman) at Alabama (11/19/19)
	1.000 (10-10)	Nathan Hoover (Wofford) at Western Carolina (01/25/20)
	1.000 (9-9)	Garrett Gilkeson (VMI) vs Western Carolina (01/08/20)
	1.000 (9-9)	Nathan Hoover (Wofford) vs The Citadel (01/11/20)
	1.000 (9-9)	Matt Ryan (Chattanooga) at Samford (01/29/20)
	1.000 (8-8)	Lucas N'Guessan (ETSU) vs Southern Utah (11/24/19)
	1.000 (8-8)	Jalen Dupree (Samford) at Houston Baptist (12/07/19)
	1.000 (8-8)	Jordan Lyons (Furman) at VMI (01/01/20)
	1.000 (8-8)	Eddie Davis III (The Citadel) at VMI (01/18/20)
	1.000 (8-8)	Jalen Dupree (Samford) vs Western Carolina (02/05/20)
	1.000 (8-8)	Matt Ryan (Chattanooga) at Wofford (02/08/20)
Rebounds	17	Tyler Creammer (VMI) vs UC Davis (11/17/19)
	16	Jeromy Rodriguez (ETSU) at The Citadel (12/04/19)
	16	Ethan Stair (Mercer) at UNCW (12/16/19)
	16	James Dickey (UNC Greensboro) vs Samford (02/09/20)
	15	Carlos Dotson (Western Carolina) at Georgia (11/05/19)
	15	Ethan Stair (Mercer) at ETSU (01/29/20)
Assists	15	Josh Sharkey (Samford) at Houston Baptist (12/07/19)
	15	Josh Sharkey (Samford) vs Alabama (12/18/19)
	14	Josh Sharkey (Samford) vs Troy (11/23/19)
	11	Tyson Batiste (The Citadel) at Southeast Missouri (11/19/19)
	10	Josh Sharkey (Samford) vs Kentucky Wesleyan (11/07/19)
	10	Mason Faulkner (Western Carolina) vs North Carolina A&T (11/12/19)
	10	Djordje Dimitrijevic (Mercer) vs Furman (12/20/19)
	10	Mason Faulkner (Western Carolina) at The Citadel (01/04/20)
	10	Josh Sharkey (Samford) at VMI (01/04/20)
	10	Mason Faulkner (Western Carolina) at Furman (01/15/20)
	10	Daivien Williamson (ETSU) at Chattanooga (02/05/20)
Steals	9	Isaiah Miller (UNC Greensboro) vs Mercer (01/01/20)
	8	Tray Boyd III (ETSU) vs Mars Hill (12/29/19)
	7	Mohammed Abdulsalam (UNC Greensboro) at Georgetown (11/30/19)
	7	Josh Sharkey (Samford) vs Auburn Montgomery (12/03/19)
	6	Keyshaun Langley (UNC Greensboro) vs Averett (11/11/19)
	6	Djordje Dimitrijevic (Mercer) at Georgia Southern (11/19/19)
	6	Tray Boyd III (ETSU) vs Delaware State (11/23/19)
	6	Josh Sharkey (Samford) at South Dakota State (11/27/19)
	6	Josh Sharkey (Samford) at Hawaii (12/15/19)
	6	Isaiah Miller (UNC Greensboro) at Furman (01/11/20)
Blocked shots	4	Chevez Goodwin (Wofford) vs High Point (11/09/19)
	4	James Dickey (UNC Greensboro) vs Appalachian State (11/18/19)
	4	Logan Dye (Samford) vs Manhattan (11/19/19)
	4	Onno Steger (Western Carolina) at Jacksonville (11/21/19)
	4	James Dickey (UNC Greensboro) vs Kennesaw State (12/04/19)
	4	Maciej Bender (Mercer) vs Furman (12/20/19)
	4	James Dickey (UNC Greensboro) vs Northern Kentucky (12/21/19)
	4	Jake Stephens (VMI) at USC Upstate (12/29/19)
	4	Chevez Goodwin (Wofford) vs The Citadel (01/11/20)
	4	Derek Webster Jr. (The Citadel) vs VMI (02/08/20)
	4	Kyrin Galloway (UNC Greensboro) vs Samford (02/09/20)
Turnovers	9	Josh Sharkey (Samford) vs UNC Greensboro (01/25/20)
	8	Josh Sharkey (Samford) at South Dakota State (11/27/19)
	8	Josh Sharkey (Samford) at Georgetown (12/21/19)

8 Josh Sharkey (Samford) vs The Citadel (01/01/20)
8 Josh Sharkey (Samford) at Furman (01/22/20)

2019-20 Southern Conference
CONFERENCE BASKETBALL STATISTICS
Through games of Feb 11, 2020 (Conference games only)

SCORING OFFENSE	G	W-L	Pts	Avg/G
1. Western Carolina	12	7-5	927	77.2
2. UNC Greensboro	12	9-3	922	76.8
3. Furman	12	10-2	913	76.1
4. Chattanooga	12	6-6	899	74.9
5. ETSU	12	10-2	864	72.0
Wofford	12	8-4	864	72.0
7. VMI	12	2-10	841	70.1
8. Mercer	12	6-6	838	69.8
9. The Citadel	12	0-12	835	69.6
10. Samford	12	2-10	832	69.3

SCORING DEFENSE	G	Pts	Avg/G
1. ETSU	12	762	63.5
2. Wofford	12	802	66.8
3. UNC Greensboro	12	820	68.3
4. Furman	12	822	68.5
5. Mercer	12	845	70.4
6. Chattanooga	12	868	72.3
7. VMI	12	903	75.2
8. Western Carolina	12	925	77.1
9. The Citadel	12	979	81.6
10. Samford	12	1009	84.1

SCORING MARGIN	G	Offense	Defense	Margin
1. ETSU	12	72.0	63.5	+8.5
UNC Greensboro	12	76.8	68.3	+8.5
3. Furman	12	76.1	68.5	+7.6
4. Wofford	12	72.0	66.8	+5.2
5. Chattanooga	12	74.9	72.3	+2.6
6. Western Carolina	12	77.2	77.1	+0.2
7. Mercer	12	69.8	70.4	-0.6
8. VMI	12	70.1	75.2	-5.2
9. The Citadel	12	69.6	81.6	-12.0
10. Samford	12	69.3	84.1	-14.8

FREE THROW PCT	G	FTM	FTA	Pct.
1. Samford	12	196	251	.781
2. Mercer	12	137	179	.765
3. Chattanooga	12	143	201	.711
4. VMI	12	121	171	.708
5. Western Carolina	12	182	260	.700
6. ETSU	12	165	245	.673
7. The Citadel	12	165	247	.668
8. Wofford	12	134	201	.667
9. Furman	12	143	221	.647
10. UNC Greensboro	12	131	205	.639

FIELD GOAL PERCENTAGE	G	FGM	FGA	Pct.
1. Furman	12	328	680	.482
2. Chattanooga	12	324	679	.477
3. Mercer	12	307	654	.469
4. Wofford	12	315	675	.467
5. Western Carolina	12	315	677	.465
6. ETSU	12	311	672	.463
7. UNC Greensboro	12	343	789	.435
8. The Citadel	12	288	682	.422
9. Samford	12	285	687	.415
10. VMI	12	303	734	.413

FIELD GOAL PCT DEFENSE	G	FGM	FGA	Pct.
1. Wofford	12	283	675	.419
2. Western Carolina	12	327	764	.428
3. ETSU	12	273	618	.442
4. Mercer	12	300	679	.442
5. Furman	12	307	683	.449
6. VMI	12	302	666	.453
7. UNC Greensboro	12	277	608	.456
8. The Citadel	12	349	750	.465
9. Chattanooga	12	328	702	.467
10. Samford	12	373	784	.476

3-POINT FG PCT	G	3FGM	3FGA	Pct.
1. Chattanooga	12	108	287	.376
2. Western Carolina	12	115	306	.376
3. Mercer	12	87	243	.358
4. Furman	12	114	324	.352
5. VMI	12	114	347	.329
6. UNC Greensboro	12	105	320	.328
7. Wofford	12	100	314	.318
8. ETSU	12	77	251	.307
9. Samford	12	66	219	.301
10. The Citadel	12	94	317	.297

3-POINT FG PCT DEFENSE	G	3FGM	3FGA	Pct.
1. Western Carolina	12	94	319	.295
2. Wofford	12	101	336	.301
3. Chattanooga	12	78	252	.310
4. ETSU	12	69	215	.321
5. Furman	12	96	297	.323
6. Mercer	12	95	285	.333
7. VMI	12	97	284	.342
8. The Citadel	12	117	328	.357
9. UNC Greensboro	12	88	237	.371
10. Samford	12	145	375	.387

REBOUNDING OFFENSE	G	Rebounds	Avg/G
1. Western Carolina	12	455	37.9
2. UNC Greensboro	12	427	35.6
VMI	12	427	35.6
4. Mercer	12	419	34.9
5. Samford	12	408	34.0
6. Chattanooga	12	403	33.6
7. ETSU	12	401	33.4
8. Wofford	12	387	32.2
9. The Citadel	12	384	32.0
10. Furman	12	377	31.4

REBOUNDING DEFENSE	G	Rebounds	Avg/G
1. Mercer	12	367	30.6
2. Wofford	12	380	31.7
Chattanooga	12	380	31.7
4. ETSU	12	381	31.8
5. Furman	12	403	33.6
6. Western Carolina	12	410	34.2
7. UNC Greensboro	12	413	34.4
8. VMI	12	434	36.2
9. The Citadel	12	460	38.3
Samford	12	460	38.3

2019-20 Southern Conference
CONFERENCE BASKETBALL STATISTICS
Through games of Feb 11, 2020 (Conference games only)

REBOUNDING MARGIN	G	Team	Avg.	Opp.	Avg.	Margin
1.	12	Mercer	419	34.9	367	30.6 +4.3
2.	12	Western Carolina	455	37.9	410	34.2 +3.8
3.	12	Chattanooga	403	33.6	380	31.7 +1.9
4.	12	ETSU	401	33.4	381	31.8 +1.7
5.	12	UNC Greensboro	427	35.6	413	34.4 +1.2
6.	12	Wofford	387	32.2	380	31.7 +0.6
7.	12	VMI	427	35.6	434	36.2 -0.6
8.	12	Furman	377	31.4	403	33.6 -2.2
9.	12	Samford	408	34.0	460	38.3 -4.3
10.	12	The Citadel	384	32.0	460	38.3 -6.3

BLOCKED SHOTS	G	No.	Avg/G
1.	12	UNC Greensboro	44 3.7
2.	12	Samford	41 3.4
3.	12	Mercer	40 3.3
4.	12	ETSU	37 3.1
5.	12	The Citadel	34 2.8
6.	12	Furman	32 2.7
7.	12	Wofford	30 2.5
8.	12	Chattanooga	21 1.8
9.	12	VMI	19 1.6
10.	12	Western Carolina	18 1.5

ASSISTS	G	No.	Avg/G
1.	12	VMI	190 15.8
2.	12	Furman	178 14.8
3.	12	Chattanooga	170 14.2
	12	Western Carolina	170 14.2
5.	12	The Citadel	155 12.9
6.	12	ETSU	153 12.8
7.	12	Wofford	149 12.4
8.	12	Mercer	148 12.3
9.	12	UNC Greensboro	147 12.3
10.	12	Samford	108 9.0

STEALS	G	No.	Avg/G
1.	12	UNC Greensboro	132 11.0
2.	12	ETSU	101 8.4
3.	12	Furman	87 7.3
4.	12	The Citadel	73 6.1
5.	12	Samford	72 6.0
6.	12	VMI	70 5.8
	12	Wofford	70 5.8
8.	12	Mercer	68 5.7
9.	12	Chattanooga	51 4.3
	12	Western Carolina	51 4.3

TURNOVER MARGIN	G	Team	Avg.	Opp.	Avg.	Margin
1.	12	UNC Greensboro	142	11.8	233	19.4 +7.6
2.	12	ETSU	134	11.2	181	15.1 +3.9
3.	12	Furman	150	12.5	177	14.8 +2.2
4.	12	Wofford	146	12.2	165	13.8 +1.6
5.	12	VMI	156	13.0	151	12.6 -0.4
6.	12	Samford	183	15.3	161	13.4 -1.8
7.	12	Chattanooga	142	11.8	119	9.9 -1.9
8.	12	The Citadel	190	15.8	153	12.8 -3.1
9.	12	Mercer	187	15.6	141	11.8 -3.8
10.	12	Western Carolina	166	13.8	115	9.6 -4.2

ASSIST/TURNOVER RATIO	G	Ast.	Avg.	T/O	Avg.	Ratio
1.	12	VMI	190 15.8	156	13.0	1.2
2.	12	Chattanooga	170 14.2	142	11.8	1.2
3.	12	Furman	178 14.8	150	12.5	1.2
4.	12	ETSU	153 12.8	134	11.2	1.1
5.	12	UNC Greensboro	147 12.3	142	11.8	1.0
6.	12	Western Carolina	170 14.2	166	13.8	1.0
7.	12	Wofford	149 12.4	146	12.2	1.0
8.	12	The Citadel	155 12.9	190	15.8	0.8
9.	12	Mercer	148 12.3	187	15.6	0.8
10.	12	Samford	108 9.0	183	15.3	0.6

OFFENSIVE REBOUNDS	G	No.	Avg/G
1.	12	UNC Greensboro	154 12.8
2.	12	VMI	129 10.8
3.	12	ETSU	122 10.2
4.	12	Samford	116 9.7
5.	12	Western Carolina	111 9.3
6.	12	Mercer	107 8.9
7.	12	Chattanooga	98 8.2
8.	12	The Citadel	92 7.7
9.	12	Furman	91 7.6
10.	12	Wofford	87 7.3

DEFENSIVE REBOUNDS	G	No.	Avg/G
1.	12	Western Carolina	344 28.7
2.	12	Mercer	312 26.0
3.	12	Chattanooga	305 25.4
4.	12	Wofford	300 25.0
5.	12	VMI	298 24.8
6.	12	The Citadel	292 24.3
	12	Samford	292 24.3
8.	12	Furman	286 23.8
9.	12	ETSU	279 23.3
10.	12	UNC Greensboro	273 22.8

DEFENSIVE REB PCT.	G	D-Reb	Opp. OR	D-Reb%
1.	12	Chattanooga	305 93	.766
2.	12	Wofford	300 95	.759
3.	12	Western Carolina	344 117	.746
4.	12	ETSU	279 96	.744
5.	12	Mercer	312 112	.736
6.	12	VMI	298 111	.729
7.	12	UNC Greensboro	273 102	.728
8.	12	Furman	286 108	.726
9.	12	The Citadel	292 127	.697
10.	12	Samford	292 146	.667

OFFENSIVE REB PCT.	G	O-Reb	Opp. DR	O-Reb%
1.	12	UNC Greensboro	154 311	.331
2.	12	ETSU	122 285	.300
3.	12	Mercer	107 255	.296
4.	12	VMI	129 323	.285
5.	12	Western Carolina	111 293	.275
6.	12	Samford	116 314	.270
7.	12	Chattanooga	98 287	.255
8.	12	Furman	91 295	.236
9.	12	Wofford	87 285	.234
10.	12	The Citadel	92 333	.216

2019-20 Southern Conference
CONFERENCE BASKETBALL STATISTICS
Through games of Feb 11, 2020 (Conference games only)

3-POINT FG MADE	G	No.	Avg/G
1. Western Carolina	12	115	9.6
2. VMI	12	114	9.5
Furman	12	114	9.5
4. Chattanooga	12	108	9.0
5. UNC Greensboro	12	105	8.8
6. Wofford	12	100	8.3
7. The Citadel	12	94	7.8
8. Mercer	12	87	7.3
9. ETSU	12	77	6.4
10. Samford	12	66	5.5

2019-20 Southern Conference
CONFERENCE BASKETBALL STATISTICS
Through games of Feb 11, 2020 (Conference games only)

Team	Conference	Pct.	PF	PA	Overall	Pct.	PF	PA	Current unbeaten streak
Furman	10-2	.833	76.1	68.5	10-2	.833	76.1	68.5	Furman -- 5
ETSU	10-2	.833	72.0	63.5	10-2	.833	72.0	63.5	ETSU -- 3
UNC Greensboro	9-3	.750	76.8	68.3	9-3	.750	76.8	68.3	UNC Greensboro -- 2
Wofford	8-4	.667	72.0	66.8	8-4	.667	72.0	66.8	VMI -- 1
Western Carolina	7-5	.583	77.2	77.1	7-5	.583	77.2	77.1	Chattanooga -- 1
Chattanooga	6-6	.500	74.9	72.3	6-6	.500	74.9	72.3	
Mercer	6-6	.500	69.8	70.4	6-6	.500	69.8	70.4	
VMI	2-10	.167	70.1	75.2	2-10	.167	70.1	75.2	
Samford	2-10	.167	69.3	84.1	2-10	.167	69.3	84.1	
The Citadel	0-12	.000	69.6	81.6	0-12	.000	69.6	81.6	

TEAM SUMMARIES	G	PF-PA	Avg score	Margin	FG-FGA	Pct.	3FG-FGA	Pct.	FT-FTA	Pct.	RebF	RebA	Margin
Chattanooga	12	899-868	74.9-72.3	+2.6	324-679	.477	108-287	.376	143-201	.711	403	380	+1.9
ETSU	12	864-762	72.0-63.5	+8.5	311-672	.463	77-251	.307	165-245	.673	401	381	+1.7
Furman	12	913-822	76.1-68.5	+7.6	328-680	.482	114-324	.352	143-221	.647	377	403	-2.2
Mercer	12	838-845	69.8-70.4	-0.6	307-654	.469	87-243	.358	137-179	.765	419	367	+4.3
Samford	12	832-1009	69.3-84.1	-14.7	285-687	.415	66-219	.301	196-251	.781	408	460	-4.3
The Citadel	12	835-979	69.6-81.6	-12.0	288-682	.422	94-317	.297	165-247	.668	384	460	-6.3
UNC Greensboro	12	922-820	76.8-68.3	+8.5	343-789	.435	105-320	.328	131-205	.639	427	413	+1.2
VMI	12	841-903	70.1-75.2	-5.2	303-734	.413	114-347	.329	121-171	.708	427	434	-0.6
Western Carolina	12	927-925	77.2-77.1	+0.2	315-677	.465	115-306	.376	182-260	.700	455	410	+3.8
Wofford	12	864-802	72.0-66.8	+5.2	315-675	.467	100-314	.318	134-201	.667	387	380	+0.6

ATTENDANCE	Home	Average	Away	Average	Neutral	Average	Total	Average
Chattanooga	6-16880	2813	6-19072	3179	0-0	0	12-35952	2996
ETSU	6-30740	5123	6-16026	2671	0-0	0	12-46766	3897
Furman	6-13420	2237	6-13929	2322	0-0	0	12-27349	2279
Mercer	6-19071	3178	6-14295	2382	0-0	0	12-33366	2780
Samford	6-3183	530	6-15610	2602	0-0	0	12-18793	1566
The Citadel	6-8562	1427	6-15050	2508	0-0	0	12-23612	1968
UNC Greensboro	6-20367	3394	6-15781	2630	0-0	0	12-36148	3012
VMI	6-9281	1547	6-16582	2764	0-0	0	12-25863	2155
Western Carolina	6-16080	2680	6-9534	1589	0-0	0	12-25614	2134
Wofford	6-13377	2230	6-15082	2514	0-0	0	12-28459	2372
Totals	60-150961	2516	60-150961	2516	0-0	0	120-301922	2516

2019-20 Southern Conference
INDIVIDUAL BASKETBALL STATISTICS
Through games of Feb 11, 2020 (Conference games only)

To be ranked, a player must appear in at least 75.0% of their team's games.

SCORING								REBOUNDING							
	Cl	G	FG	3FG	FT	Pts	Avg/G		Cl	G	Off	Def	Total	Avg/G	
1. Isaiah Miller-UNCG	Jr	12	102	14	31	249	20.8	1. Carlos Dotson-WCU	Sr	11	34	87	121	11.0	
2. Djordje Dimitrijevic-MER	Sr	11	74	31	45	224	20.4	2. James Dickey-UNCG	Sr	12	36	78	114	9.5	
3. Jordan Lyons-FUR	Sr	12	72	40	55	239	19.9	3. Ethan Stair-MER	Sr	12	21	74	95	7.9	
4. Mason Faulkner-WCU	Jr	12	68	25	66	227	18.9	4. Robert Allen-SAM	So	12	19	68	87	7.3	
5. Josh Sharkey-SAM	Sr	12	69	17	56	211	17.6	5. Jalen Dupree-SAM	Sr	12	30	53	83	6.9	
6. Nathan Hoover-WOF	Sr	12	69	34	38	210	17.5	6. Kaelon Harris-CIT	Sr	11	16	56	72	6.5	
7. Carlos Dotson-WCU	Sr	11	71	0	36	178	16.2	7. Lucas N'Guessan-ETSU	Sr	12	21	57	78	6.5	
8. Matt Ryan-UTC	Sr	12	66	32	30	194	16.2	8. Chevez Goodwin-WOF	Jr	12	26	49	75	6.3	
9. Chevez Goodwin-WOF	Jr	12	75	0	24	174	14.5	Garrett Gilkeson-VMI	Sr	12	21	54	75	6.3	
10. Onno Steger-WCU	Sr	12	55	36	20	166	13.8	10. Bo Hodges-ETSU	Jr	12	11	62	73	6.1	
11. Ramon Vila-UTC	Jr	12	70	0	24	164	13.7	11. Maciej Bender-MER	Jr	12	23	49	72	6.0	
Robert Allen-SAM	So	12	61	11	31	164	13.7	Clay Mounce-FUR	Jr	12	23	49	72	6.0	
13. Kaiden Rice-CIT	Jr	12	54	33	22	163	13.6	13. Mason Faulkner-WCU	Jr	12	11	59	70	5.8	
14. Tray Boyd III-ETSU	Sr	12	56	30	19	161	13.4	14. Ramon Vila-UTC	Jr	12	29	35	64	5.3	
15. Garrett Gilkeson-VMI	Sr	12	53	24	30	160	13.3	15. Jalen Slawson-FUR	So	12	20	43	63	5.3	
16. David Jean-Baptiste-UTC	Jr	12	59	20	17	155	12.9	16. Onno Steger-WCU	Sr	12	20	42	62	5.2	
17. Noah Gurley-FUR	So	12	61	6	26	154	12.8	17. Isaiah Tisdale-ETSU	Sr	12	21	38	59	4.9	
18. Kaelon Harris-CIT	Sr	11	46	7	40	139	12.6	Jake Stephens-VMI	So	12	17	42	59	4.9	
19. Greg Parham-VMI	Jr	12	59	24	9	151	12.6	19. Rod Johnson-UTC	Jr	11	10	44	54	4.9	
20. Clay Mounce-FUR	Jr	12	57	18	18	150	12.5	20. Isaiah Miller-UNCG	Jr	12	25	33	58	4.8	
21. Ethan Stair-MER	Sr	12	55	16	21	147	12.3								
22. Fletcher Abee-CIT	Fr	12	45	30	21	141	11.8								
23. Brandon Austin-SAM	Sr	11	41	23	24	129	11.7								
24. Bo Hodges-ETSU	Jr	12	53	5	29	140	11.7								
25. Travis Eeve-VMI	Fr	12	41	20	23	125	10.4								
26. Matt Halvorsen-WCU	Jr	12	34	32	23	123	10.3								
27. Lucas N'Guessan-ETSU	Sr	12	45	2	28	120	10.0								
Jalen Dupree-SAM	Sr	12	44	1	31	120	10.0								
29. Mike Bothwell-FUR	So	12	43	18	14	118	9.8								
30. Jeff Gary-MER	Jr	12	43	16	15	117	9.8								

FIELD GOAL PCT						ASSISTS				
	Cl	G	FGM	FGA	Pct.		Cl	G	No.	Avg/G
1. Chevez Goodwin-WOF	Jr	12	75	104	.721	1. Mason Faulkner-WCU	Jr	12	71	5.9
2. Lucas N'Guessan-ETSU	Sr	12	45	68	.662	2. Josh Sharkey-SAM	Sr	12	62	5.2
3. Carlos Dotson-WCU	Sr	11	71	110	.645	3. Tyson Batiste-CIT	Sr	12	60	5.0
4. Ramon Vila-UTC	Jr	12	70	116	.603	4. Greg Parham-VMI	Jr	12	48	4.0
5. Noah Gurley-FUR	So	12	61	112	.545	5. Storm Murphy-WOF	Jr	12	45	3.8
6. James Dickey-UNCG	Sr	12	41	76	.539	6. Garrett Gilkeson-VMI	Sr	12	43	3.6
7. Jalen Dupree-SAM	Sr	12	44	85	.518	7. Alex Hunter-FUR	Jr	12	38	3.2
8. Clay Mounce-FUR	Jr	12	57	114	.500	8. Isaiah Tisdale-ETSU	Sr	12	35	2.9
Ethan Stair-MER	Sr	12	55	110	.500	9. Djordje Dimitrijevic-MER	Sr	11	32	2.9
10. Greg Parham-VMI	Jr	12	59	119	.496	10. Isaiah Miller-UNCG	Jr	12	31	2.6
11. Jordan Lyons-FUR	Sr	12	72	146	.493	11. Maurice Commander-UTC	So	11	28	2.5
12. Onno Steger-WCU	Sr	12	55	112	.491	12. David Jean-Baptiste-UTC	Jr	12	29	2.4
13. Mike Bothwell-FUR	So	12	43	88	.489	Malik Massey-UNCG	Sr	12	29	2.4
14. Djordje Dimitrijevic-MER	Sr	11	74	154	.481	14. Mike Bothwell-FUR	So	12	28	2.3
15. Maciej Bender-MER	Jr	12	40	84	.476	Ethan Stair-MER	Sr	12	28	2.3
						A.J. Caldwell-UTC	So	12	28	2.3
						Noah Gurley-FUR	So	12	28	2.3

2019-20 Southern Conference
INDIVIDUAL BASKETBALL STATISTICS
Through games of Feb 11, 2020 (Conference games only)

FREE THROW PCT					
	Cl	G	FTM	FTA	Pct.
1. Matt Ryan-UTC	Sr	12	30	31	.968
2. Nathan Hoover-WOF	Sr	12	38	42	.905
3. Brandon Austin-SAM	Sr	11	24	27	.889
4. Djordje Dimitrijevic-MER	Sr	11	45	52	.865
5. Jalen Dupree-SAM	Sr	12	31	38	.816
6. Josh Sharkey-SAM	Sr	12	56	71	.789
7. Garrett Gilkeson-VMI	Sr	12	30	39	.769
8. Jordan Lyons-FUR	Sr	12	55	72	.764
9. Mason Faulkner-WCU	Jr	12	66	87	.759
10. Robert Allen-SAM	So	12	31	43	.721
11. Kaelon Harris-CIT	Sr	11	40	57	.702
12. Messiah Jones-WOF	Fr	12	24	35	.686
Ramon Vila-UTC	Jr	12	24	35	.686
14. Lucas N'Guessan-ETSU	Sr	12	28	42	.667
15. Bo Hodges-ETSU	Jr	12	29	46	.630

STEALS				
	Cl	G	No.	Avg/G
1. Isaiah Miller-UNCG	Jr	12	43	3.6
2. Josh Sharkey-SAM	Sr	12	22	1.8
Bo Hodges-ETSU	Jr	12	22	1.8
4. Djordje Dimitrijevic-MER	Sr	11	18	1.6
5. Patrick Good-ETSU	Jr	11	17	1.5
6. Isaiah Tisdale-ETSU	Sr	12	18	1.5
7. Malik Massey-UNCG	Sr	12	17	1.4
Jordan Lyons-FUR	Sr	12	17	1.4
9. Keyshaun Langley-UNCG	Fr	12	16	1.3
Mike Bothwell-FUR	So	12	16	1.3
Fletcher Abee-CIT	Fr	12	16	1.3
12. Kaleb Hunter-UNCG	So	10	13	1.3
13. Ethan Stair-MER	Sr	12	15	1.3
Tray Boyd III-ETSU	Sr	12	15	1.3
15. Ryan Larson-WOF	So	12	14	1.2
Garrett Gilkeson-VMI	Sr	12	14	1.2

3-POINT FG PCT					
	Cl	G	3FG	FGA	Pct.
1. Onno Steger-WCU	Sr	12	36	72	.500
2. Greg Parham-VMI	Jr	12	24	54	.444
3. Jordan Lyons-FUR	Sr	12	40	95	.421
4. Kamar Robertson-MER	Fr	11	13	31	.419
5. Djordje Dimitrijevic-MER	Sr	11	31	75	.413
6. Mike Bothwell-FUR	So	12	18	44	.409
7. Matt Halvorsen-WCU	Jr	12	32	79	.405
8. Keyshaun Langley-UNCG	Fr	12	16	40	.400
9. Stefan Kenic-UTC	Jr	12	13	33	.394
10. Garrett Gilkeson-VMI	Sr	12	24	61	.393
11. Alex Hunter-FUR	Jr	12	25	65	.385
12. Brandon Austin-SAM	Sr	11	23	60	.383
13. Matt Ryan-UTC	Sr	12	32	85	.376
14. Tray Boyd III-ETSU	Sr	12	30	80	.375
15. Nathan Hoover-WOF	Sr	12	34	91	.374

3-POINT FG MADE				
	Cl	G	3FG	Avg/G
1. Jordan Lyons-FUR	Sr	12	40	3.3
2. Onno Steger-WCU	Sr	12	36	3.0
3. Nathan Hoover-WOF	Sr	12	34	2.8
4. Djordje Dimitrijevic-MER	Sr	11	31	2.8
5. Kaiden Rice-CIT	Jr	12	33	2.8
6. Matt Ryan-UTC	Sr	12	32	2.7
Matt Halvorsen-WCU	Jr	12	32	2.7
8. Fletcher Abee-CIT	Fr	12	30	2.5
Tray Boyd III-ETSU	Sr	12	30	2.5
10. Brandon Austin-SAM	Sr	11	23	2.1
11. Mason Faulkner-WCU	Jr	12	25	2.1
Alex Hunter-FUR	Jr	12	25	2.1
13. Greg Parham-VMI	Jr	12	24	2.0
Garrett Gilkeson-VMI	Sr	12	24	2.0
15. Travis Eeve-VMI	Fr	12	20	1.7
David Jean-Baptiste-UTC	Jr	12	20	1.7

BLOCKED SHOTS				
	Cl	G	No.	Avg/G
1. Maciej Bender-MER	Jr	12	19	1.6
2. James Dickey-UNCG	Sr	12	18	1.5
3. Lucas N'Guessan-ETSU	Sr	12	15	1.3
Robert Allen-SAM	So	12	15	1.3
Messiah Jones-WOF	Fr	12	15	1.3
6. Jalen Slawson-FUR	So	12	13	1.1
7. Jalen Dupree-SAM	Sr	12	12	1.0
Brady Spence-CIT	Fr	9	9	1.0
9. Chevez Goodwin-WOF	Jr	12	10	0.8
10. Derek Webster Jr.-CIT	Jr	11	9	0.8
11. Victor Bafutto-MER	So	12	8	0.7
Bo Hodges-ETSU	Jr	12	8	0.7
13. Clay Mounce-FUR	Jr	12	7	0.6
14. Eddie Davis III-CIT	Sr	9	5	0.6
15. Logan Dye-SAM	So	12	6	0.5
Jake Stephens-VMI	So	12	6	0.5
Stephen Clark-CIT	Fr	10	5	0.5

ASSIST/TURNOVER RATIO					
	Cl	G	Ast.	T/O	Ratio
1. Garrett Gilkeson-VMI	Sr	12	43	20	2.2
2. Alex Hunter-FUR	Jr	12	38	18	2.1
3. Greg Parham-VMI	Jr	12	48	25	1.9
4. Storm Murphy-WOF	Jr	12	45	25	1.8
5. Mason Faulkner-WCU	Jr	12	71	40	1.8
6. Tyson Batiste-CIT	Sr	12	60	34	1.8
7. Josh Sharkey-SAM	Sr	12	62	72	0.9

2019-20 Southern Conference
INDIVIDUAL BASKETBALL STATISTICS
Through games of Feb 11, 2020 (Conference games only)

OFFENSIVE REBOUNDS	Cl	G	No.	Avg/G
1. Carlos Dotson-WCU	Sr	11	34	3.1
2. James Dickey-UNCG	Sr	12	36	3.0
3. Jalen Dupree-SAM	Sr	12	30	2.5
4. Ramon Vila-UTC	Jr	12	29	2.4
5. Chevez Goodwin-WOF	Jr	12	26	2.2
6. Isaiah Miller-UNCG	Jr	12	25	2.1
7. Kaleb Hunter-UNCG	So	10	20	2.0
8. Clay Mounce-FUR	Jr	12	23	1.9
Messiah Jones-WOF	Fr	12	23	1.9
Maciej Bender-MER	Jr	12	23	1.9
11. Isaiah Tisdale-ETSU	Sr	12	21	1.8
Lucas N'Guessan-ETSU	Sr	12	21	1.8
Garrett Gilkeson-VMI	Sr	12	21	1.8
Ethan Stair-MER	Sr	12	21	1.8
15. Onno Steger-WCU	Sr	12	20	1.7
Jalen Slawson-FUR	So	12	20	1.7

DEFENSIVE REBOUNDS	Cl	G	No.	Avg/G
1. Carlos Dotson-WCU	Sr	11	87	7.9
2. James Dickey-UNCG	Sr	12	78	6.5
3. Ethan Stair-MER	Sr	12	74	6.2
4. Robert Allen-SAM	So	12	68	5.7
5. Bo Hodges-ETSU	Jr	12	62	5.2
6. Kaelon Harris-CIT	Sr	11	56	5.1
7. Mason Faulkner-WCU	Jr	12	59	4.9
8. Lucas N'Guessan-ETSU	Sr	12	57	4.8
9. Garrett Gilkeson-VMI	Sr	12	54	4.5
10. Jalen Dupree-SAM	Sr	12	53	4.4
11. Clay Mounce-FUR	Jr	12	49	4.1
Chevez Goodwin-WOF	Jr	12	49	4.1
Maciej Bender-MER	Jr	12	49	4.1
14. Rod Johnson-UTC	Jr	11	44	4.0
15. Noah Gurley-FUR	So	12	44	3.7

MINUTES PLAYED	Cl	G	No.	Avg/G
1. Djordje Dimitrijevic-MER	Sr	11	389	35.4
2. Nathan Hoover-WOF	Sr	12	418	34.8
3. Jordan Lyons-FUR	Sr	12	417	34.8
4. Matt Halvorsen-WCU	Jr	12	410	34.2
5. Mason Faulkner-WCU	Jr	12	409	34.1
6. Fletcher Abee-CIT	Fr	12	407	33.9
7. Ethan Stair-MER	Sr	12	406	33.8
8. Garrett Gilkeson-VMI	Sr	12	404	33.7
9. Robert Allen-SAM	So	12	401	33.4
10. Brandon Austin-SAM	Sr	11	362	32.9

2019-20 Southern Conference
Conference Team Highs
Through games of Feb 11, 2020 (Conference games only)

TEAM HIGHS (highest totals made by)

Points	105	Chattanooga vs Samford (01/11/20)
	101	Furman vs Samford (01/22/20)
	98	Wofford vs UNC Greensboro (01/04/20)
	97	Western Carolina at VMI (01/08/20)
	96	ETSU at The Citadel (12/04/19)
Margin	38 (105-67)	Chattanooga vs Samford (01/11/20)
	28 (95-67)	UNC Greensboro vs Samford (02/09/20)
	25 (88-63)	ETSU vs Samford (01/15/20)
	24 (78-54)	Furman at The Citadel (01/25/20)
	24 (80-56)	Wofford vs Samford (02/01/20)
Field goals made	40	Chattanooga vs Samford (01/11/20)
	38	Furman vs Samford (01/22/20)
	37	UNC Greensboro vs Samford (02/09/20)
	36	ETSU at The Citadel (12/04/19)
	34	The Citadel vs Western Carolina (01/04/20)
	34	ETSU vs Samford (01/15/20)
	34	Mercer at Samford (01/18/20)
Field goal attempts	85	UNC Greensboro vs Samford (02/09/20)
	78	UNC Greensboro at Wofford (01/04/20)
	76	VMI vs Western Carolina (01/08/20)
	74	UNC Greensboro at The Citadel (01/15/20)
	74	VMI vs Mercer (01/25/20)
Field goal percentage	.643 (27-42)	Mercer at ETSU (01/29/20)
	.600 (27-45)	Chattanooga at Wofford (02/08/20)
	.580 (29-50)	Wofford vs Chattanooga (02/08/20)
	.571 (28-49)	Furman at VMI (01/01/20)
	.571 (28-49)	Furman vs Mercer (02/05/20)
3-Pt FG made	17	Chattanooga vs Samford (01/11/20)
	17	Furman vs Samford (01/22/20)
	16	VMI vs Samford (01/04/20)
	15	Western Carolina at The Citadel (01/04/20)
	14	Wofford vs UNC Greensboro (01/04/20)
	14	UNC Greensboro at Wofford (01/04/20)
	14	Chattanooga at Samford (01/29/20)
	14	Western Carolina vs Furman (02/08/20)
3-Pt FG attempts	45	UNC Greensboro at Wofford (01/04/20)
	39	Furman vs Samford (01/22/20)
	39	VMI vs Mercer (01/25/20)
	39	UNC Greensboro at Western Carolina (01/29/20)
	38	VMI vs Samford (01/04/20)
3-Pt percentage	.600 (6-10)	Mercer at UNC Greensboro (01/01/20)
	.563 (9-16)	ETSU vs UNC Greensboro (02/01/20)
	.548 (17-31)	Chattanooga vs Samford (01/11/20)
	.542 (13-24)	Furman at VMI (01/01/20)
	.500 (11-22)	Mercer at VMI (01/25/20)
	.500 (9-18)	Western Carolina vs Mercer (01/11/20)
Free throws made	26	ETSU at UNC Greensboro (01/08/20)
	26	Western Carolina vs Mercer (01/11/20)
	26	Wofford at VMI (02/05/20)
	25	Samford vs Mercer (01/18/20)
	24	Samford vs Western Carolina (02/05/20)
Free throw attempts	43	Wofford at VMI (02/05/20)
	35	Western Carolina vs Mercer (01/11/20)
	33	ETSU at UNC Greensboro (01/08/20)
	31	ETSU vs VMI (01/11/20)

	31		Wofford vs The Citadel (01/11/20)
	31		Western Carolina vs ETSU (01/18/20)
Free throw percentage	1.000	(6-6)	Wofford at Samford (01/08/20)
	1.000	(5-5)	VMI vs Samford (01/04/20)
	1.000	(4-4)	Chattanooga vs Wofford (01/15/20)
	.923	(24-26)	Samford vs Western Carolina (02/05/20)
	.917	(11-12)	UNC Greensboro at Samford (01/25/20)
Rebounds	48		UNC Greensboro vs Samford (02/09/20)
	47		Western Carolina at VMI (01/08/20)
	46		VMI vs The Citadel (01/18/20)
	45		ETSU at The Citadel (12/04/19)
	45		Chattanooga vs The Citadel (01/22/20)
Assists	30		Furman vs Samford (01/22/20)
	28		Chattanooga vs Samford (01/11/20)
	26		Chattanooga at Samford (01/29/20)
	22		VMI vs Samford (01/04/20)
	22		VMI vs The Citadel (01/18/20)
Steals	17		UNC Greensboro vs Mercer (01/01/20)
	17		UNC Greensboro at The Citadel (01/15/20)
	16		UNC Greensboro at Furman (01/11/20)
	13		ETSU at Furman (01/04/20)
	13		Furman at The Citadel (01/25/20)
	13		UNC Greensboro vs The Citadel (02/05/20)
	13		UNC Greensboro vs Samford (02/09/20)
Blocked shots	7		Mercer at Samford (01/18/20)
	7		UNC Greensboro vs Samford (02/09/20)
	6		UNC Greensboro vs VMI (11/24/19)
	6		Mercer vs Furman (12/20/19)
	6		ETSU vs Wofford (01/01/20)
	6		Samford at Chattanooga (01/11/20)
	6		Wofford vs The Citadel (01/11/20)
	6		The Citadel vs Furman (01/25/20)
	6		Samford vs UNC Greensboro (01/25/20)
	6		UNC Greensboro at Samford (01/25/20)
	6		UNC Greensboro vs The Citadel (02/05/20)
Turnovers	32		The Citadel vs UNC Greensboro (01/15/20)
	24		Mercer at UNC Greensboro (01/01/20)
	24		Samford at UNC Greensboro (02/09/20)
	21		Samford at Furman (01/22/20)
	21		The Citadel vs Furman (01/25/20)
	21		The Citadel at UNC Greensboro (02/05/20)
Fouls	28		UNC Greensboro vs ETSU (01/08/20)
	27		VMI vs Wofford (02/05/20)
	25		The Citadel at Samford (01/01/20)
	25		Mercer at Western Carolina (01/11/20)
	25		The Citadel at Wofford (01/11/20)
	25		Mercer vs ETSU (02/08/20)

2019-20 Southern Conference
Conference Individual Highs
Through games of Feb 11, 2020 (Conference games only)

INDIVIDUAL PLAYER GAME HIGHS

Points	40	Jordan Lyons (Furman) at VMI (01/01/20)
	36	Greg Parham (VMI) at The Citadel (02/08/20)
	35	Josh Sharkey (Samford) vs Chattanooga (01/29/20)
	34	Djordje Dimitrijevic (Mercer) at Western Carolina (01/11/20)
	33	Jordan Lyons (Furman) at Western Carolina (02/08/20)
Field goals made	14	Josh Sharkey (Samford) vs Chattanooga (01/29/20)
	13	Jeromy Rodriguez (ETSU) at The Citadel (12/04/19)
	13	Isaiah Miller (UNC Greensboro) vs Mercer (01/01/20)
	13	Greg Parham (VMI) at The Citadel (02/08/20)
	12	Mike Bothwell (Furman) at Chattanooga (01/08/20)
	12	Isaiah Miller (UNC Greensboro) vs Chattanooga (01/18/20)
	12	Bo Hodges (ETSU) vs Chattanooga (01/25/20)
Field goal attempts	25	Isaiah Miller (UNC Greensboro) vs Mercer (01/01/20)
	24	Josh Sharkey (Samford) vs Chattanooga (01/29/20)
	23	Isaiah Miller (UNC Greensboro) at Wofford (01/04/20)
	23	Isaiah Miller (UNC Greensboro) vs Chattanooga (01/18/20)
	20	Isaiah Miller (UNC Greensboro) vs VMI (11/24/19)
	20	Matt Ryan (Chattanooga) at Western Carolina (12/03/19)
	20	Isaiah Miller (UNC Greensboro) vs ETSU (01/08/20)
	20	Isaiah Miller (UNC Greensboro) at Western Carolina (01/29/20)
Field goal percentage	.929 (13-14)	Greg Parham (VMI) at The Citadel (02/08/20)
	.917 (11-12)	Chevez Goodwin (Wofford) at The Citadel (01/29/20)
	.909 (10-11)	Carlos Dotson (Western Carolina) vs Chattanooga (12/03/19)
	.867 (13-15)	Jeromy Rodriguez (ETSU) at The Citadel (12/04/19)
	.818 (9-11)	Jalen Dupree (Samford) at Furman (01/22/20)
	.818 (9-11)	Ramon Vila (Chattanooga) at Samford (01/29/20)
3-Pt FG made	10	Jordan Lyons (Furman) at VMI (01/01/20)
	8	Onno Steger (Western Carolina) at The Citadel (01/04/20)
	7	Onno Steger (Western Carolina) vs Furman (02/08/20)
	6	Travis Eeve (VMI) vs Samford (01/04/20)
	6	Matt Ryan (Chattanooga) vs Samford (01/11/20)
	6	Djordje Dimitrijevic (Mercer) vs VMI (01/15/20)
	6	Djordje Dimitrijevic (Mercer) at Samford (01/18/20)
	6	Isaiah Tisdale (ETSU) at Western Carolina (01/18/20)
	6	Jordan Lyons (Furman) vs Samford (01/22/20)
	6	Tray Boyd III (ETSU) vs UNC Greensboro (02/01/20)
	6	Greg Parham (VMI) at The Citadel (02/08/20)
3-Pt FG attempts	13	Angelo Allegri (UNC Greensboro) at Wofford (01/04/20)
	13	Matt Ryan (Chattanooga) at Samford (01/29/20)
	12	Jordan Lyons (Furman) at VMI (01/01/20)
	12	Onno Steger (Western Carolina) at The Citadel (01/04/20)
	12	Jordan Lyons (Furman) vs Samford (01/22/20)
	12	Fletcher Abee (The Citadel) vs Furman (01/25/20)
	12	Onno Steger (Western Carolina) vs Furman (02/08/20)
3-Pt percentage	1.000 (6-6)	Greg Parham (VMI) at The Citadel (02/08/20)
	1.000 (5-5)	Stefan Kenic (Chattanooga) vs Samford (01/11/20)
	.857 (6-7)	Matt Ryan (Chattanooga) vs Samford (01/11/20)
	.833 (10-12)	Jordan Lyons (Furman) at VMI (01/01/20)
	.750 (6-8)	Djordje Dimitrijevic (Mercer) at Samford (01/18/20)
Free throws made	12	Mason Faulkner (Western Carolina) vs Chattanooga (12/03/19)
	12	Djordje Dimitrijevic (Mercer) at Western Carolina (01/11/20)
	11	Chevez Goodwin (Wofford) at VMI (02/05/20)
	10	Mason Faulkner (Western Carolina) vs Mercer (01/11/20)
	10	Nathan Hoover (Wofford) at Western Carolina (01/25/20)
Free throw attempts	20	Chevez Goodwin (Wofford) at VMI (02/05/20)

	16	Mason Faulkner (Western Carolina) vs Chattanooga (12/03/19)
	15	Noah Gurley (Furman) vs UNC Greensboro (01/11/20)
	14	Djordje Dimitrijevic (Mercer) at Western Carolina (01/11/20)
	12	Josh Sharkey (Samford) at VMI (01/04/20)
	12	Mason Faulkner (Western Carolina) vs Mercer (01/11/20)
	12	Garrett Gilkeson (VMI) vs The Citadel (01/18/20)
	12	Josh Sharkey (Samford) at Furman (01/22/20)
	12	Jordan Lyons (Furman) at Western Carolina (02/08/20)
Free throw percentage	1.000 (10-10)	Nathan Hoover (Wofford) at Western Carolina (01/25/20)
	1.000 (9-9)	Garrett Gilkeson (VMI) vs Western Carolina (01/08/20)
	1.000 (9-9)	Nathan Hoover (Wofford) vs The Citadel (01/11/20)
	1.000 (9-9)	Matt Ryan (Chattanooga) at Samford (01/29/20)
	1.000 (8-8)	Jordan Lyons (Furman) at VMI (01/01/20)
	1.000 (8-8)	Eddie Davis III (The Citadel) at VMI (01/18/20)
	1.000 (8-8)	Jalen Dupree (Samford) vs Western Carolina (02/05/20)
	1.000 (8-8)	Matt Ryan (Chattanooga) at Wofford (02/08/20)
Rebounds	16	Jeromy Rodriguez (ETSU) at The Citadel (12/04/19)
	16	James Dickey (UNC Greensboro) vs Samford (02/09/20)
	15	Ethan Stair (Mercer) at ETSU (01/29/20)
	14	Jalen Dupree (Samford) vs Wofford (01/08/20)
	14	Carlos Dotson (Western Carolina) at Chattanooga (02/01/20)
	14	Carlos Dotson (Western Carolina) at Samford (02/05/20)
Assists	10	Djordje Dimitrijevic (Mercer) vs Furman (12/20/19)
	10	Mason Faulkner (Western Carolina) at The Citadel (01/04/20)
	10	Josh Sharkey (Samford) at VMI (01/04/20)
	10	Mason Faulkner (Western Carolina) at Furman (01/15/20)
	10	Daivien Williamson (ETSU) at Chattanooga (02/05/20)
Steals	9	Isaiah Miller (UNC Greensboro) vs Mercer (01/01/20)
	6	Isaiah Miller (UNC Greensboro) at Furman (01/11/20)
	5	Sean Conway (VMI) vs Furman (01/01/20)
	5	Josh Sharkey (Samford) at Chattanooga (01/11/20)
	5	Bo Hodges (ETSU) vs Chattanooga (01/25/20)
Blocked shots	4	Maciej Bender (Mercer) vs Furman (12/20/19)
	4	Chevez Goodwin (Wofford) vs The Citadel (01/11/20)
	4	Derek Webster Jr. (The Citadel) vs VMI (02/08/20)
	4	Kyrin Galloway (UNC Greensboro) vs Samford (02/09/20)
	3	James Dickey (UNC Greensboro) vs VMI (11/24/19)
	3	Lucas N'Guessan (ETSU) vs Wofford (01/01/20)
	3	Eddie Davis III (The Citadel) at Samford (01/01/20)
	3	Jalen Slawson (Furman) vs ETSU (01/04/20)
	3	Lucas N'Guessan (ETSU) at UNC Greensboro (01/08/20)
	3	Clay Mounce (Furman) at Chattanooga (01/08/20)
	3	Robert Allen (Samford) at Chattanooga (01/11/20)
	3	Maciej Bender (Mercer) at Western Carolina (01/11/20)
	3	Maciej Bender (Mercer) at Samford (01/18/20)
	3	Jalen Slawson (Furman) vs Samford (01/22/20)
	3	Jalen Dupree (Samford) at Furman (01/22/20)
	3	Justin Brown (Chattanooga) vs The Citadel (01/22/20)
	3	Kyrin Galloway (UNC Greensboro) at Samford (01/25/20)
	3	Robert Allen (Samford) vs UNC Greensboro (01/25/20)
	3	Maciej Bender (Mercer) at VMI (01/25/20)
	3	Kyrin Galloway (UNC Greensboro) at Western Carolina (01/29/20)
	3	Xavier Cork (Western Carolina) at Samford (02/05/20)
	3	Jake Stephens (VMI) vs Wofford (02/05/20)
Turnovers	9	Josh Sharkey (Samford) vs UNC Greensboro (01/25/20)
	8	Josh Sharkey (Samford) vs The Citadel (01/01/20)
	8	Josh Sharkey (Samford) at Furman (01/22/20)
	7	Mason Faulkner (Western Carolina) at VMI (01/08/20)

7	Tyson Batiste (The Citadel) vs UNC Greensboro (01/15/20)
7	Josh Sharkey (Samford) at ETSU (01/15/20)
7	Josh Sharkey (Samford) at Wofford (02/01/20)
7	Robert Allen (Samford) at UNC Greensboro (02/09/20)
7	Josh Sharkey (Samford) at UNC Greensboro (02/09/20)