



SOUTHERN CONFERENCE MEN'S BASKETBALL

2022-23



702 North Pine Street, Spartanburg, SC 29303 • 864-591-5100 • Fax: 864-591-3448

Phil Perry, Associate Commissioner for Media Relations (MBK contact)

facebook.com/SouthernConference • twitter.com/SoConSports • instagram.com/SouthernConference

2022-23 SOUTHERN CONFERENCE BASKETBALL STANDINGS

| | Conference | | | | | Overall | | | | | |
|------------------|------------|------|-----|-----|----|---------|------|-----|-----|-----|----|
| | W-L | Pct. | H | A | ST | W-L | Pct. | H | A | N | ST |
| Furman | 0-0 | .000 | 0-0 | 0-0 | | 5-2 | .714 | 3-0 | 1-0 | 1-2 | W3 |
| Samford | 0-0 | .000 | 0-0 | 0-0 | | 6-3 | .667 | 5-2 | 1-1 | 0-0 | L3 |
| The Citadel | 0-0 | .000 | 0-0 | 0-0 | | 5-3 | .625 | 2-0 | 2-2 | 1-1 | W2 |
| Wofford | 0-0 | .000 | 0-0 | 0-0 | | 5-3 | .625 | 5-0 | 0-3 | 0-0 | W1 |
| Chattanooga | 0-0 | .000 | 0-0 | 0-0 | | 4-3 | .571 | 3-1 | 1-2 | 0-0 | W2 |
| ETSU | 0-0 | .000 | 0-0 | 0-0 | | 4-4 | .500 | 3-1 | 0-2 | 1-1 | W1 |
| Mercer | 0-0 | .000 | 0-0 | 0-0 | | 4-4 | .500 | 2-0 | 0-3 | 2-1 | L1 |
| Western Carolina | 0-0 | .000 | 0-0 | 0-0 | | 4-4 | .500 | 1-1 | 1-3 | 2-0 | L2 |
| UNCG | 0-0 | .000 | 0-0 | 0-0 | | 3-5 | .375 | 2-1 | 0-2 | 1-2 | L3 |
| VMI | 0-0 | .000 | 0-0 | 0-0 | | 2-6 | .250 | 2-0 | 0-4 | 0-2 | L1 |

UPCOMING SCHEDULE (ALL TIMES EASTERN)

| | |
|---|--|
| Dec. 2 (Friday) Kennesaw State at Mercer, 7 p.m. | ESPN+ |
| Dec. 3 (Saturday) South Carolina State at Furman, 12 p.m. Chattanooga at Gardner-Webb, 12 p.m. College of Charleston at The Citadel, 1 p.m. Navy at VMI, 1 p.m. Jacksonville State at ETSU, 4 p.m. UNCG at Elon, 4 p.m. Wofford at Vanderbilt, 5 p.m. USC Upstate at Western Carolina, 5:30 p.m. | ESPN+ ESPN+ ESPN+ ESPN+ ESPN+ FloHoops SEC+ ESPN+ |
| Dec. 4 (Sunday) Samford at UCF, 2 p.m. | ESPN+ |
| Dec. 6 (Tuesday) Middle Georgia at Mercer, 11 a.m. High Point at Furman, 7 p.m. UNCG at Arkansas, 7 p.m. Milwaukee at Chattanooga, 7 p.m. Coastal Carolina at Wofford, 7:30 p.m. | ESPN+ ESPN+ SEC ESPN+ ESPN+ |
| Dec. 7 (Wednesday) Carlow at VMI, 7 p.m. Western Carolina at Davidson, 7 p.m. | ESPN+ ESPN+ |
| Dec. 10 (Saturday) Johnson University at Chattanooga, 12 p.m. Radford at VMI, 1 p.m. Wofford at Georgia Southern, 3 p.m. Winthrop at Furman, 4 p.m. Brevard at Western Carolina, 4 p.m. Mercer at FGCU, 7 p.m. Samford at Louisiana, 8 p.m. | ESPN+ ESPN+ ESPN+ ESPN+ ESPN+ ESPN+ ESPN+ |
| Dec. 11 (Sunday) ETSU at Morehead State, 2 p.m. | ESPN+ |

SoCon PLAYER OF THE WEEK (11/28)

Jake Stephens, Gr., C Chattanooga

Chattanooga graduate student Jake Stephens averaged 22.5 points and 10.5 rebounds per game from Nov. 21-27.

Stephens turned in double-doubles in both of his contests on the week. He opened with 18 points and 10 rebounds in a 72-66 setback to in-state foe Lipscomb on Wednesday, adding three assists. Stephens went 5-for-8 from the floor (.625), hitting both of his 3-point attempts, and was 6-for-6 from the free-throw line.

The Bunker Hill, West Virginia, native topped that effort in Saturday's 69-66 win over Murray State, scoring a season-best 27 points and pulling down 11 rebounds, matching his season high. Stephens was 9-for-17 (.529) from the floor and 4-for-7 (.571) from 3-point range. He converted five of his six free-throw attempts (.833) and added three more assists, three steals and a blocked shot.

For the week, Stephens shot 56.0 percent from the floor (14-for-25), including a 6-for-9 showing (.667) from beyond the arc, and was 11-for-12 from the free-throw line (.917). With 201 career 3-pointers and a .384 career percentage from long range, the 7-0 center is the SoCon's active leader in both categories.



NOTES

• All 10 Southern Conference squads are in action this weekend, highlighted by Saturday's eight-game slate.

• Mercer gets the action started Friday when it hosts Kennesaw State, a program the Bears have beaten 10 straight times. Mercer won two of three at the Hostilo Hoops Community Classic in Savannah, Georgia, last weekend.

• Furman will attempt to run its win streak to four games when it hosts South Carolina State on Saturday. The Paladins downed former SoCon rival App State on Tuesday, 65-61, getting a game-high 23 points from Mike Bothwell and a 16-point, 12-rebound double-double from Jalen Slawson.

• Chattanooga, which has won two straight to move over .500 for the first time this season, visits Gardner-Webb on Saturday. Jake Stephens had 27 points and 10 boards for his SoCon-best fourth double-double of the season in Wednesday's 81-74 win at Tennessee Tech.

• The Citadel takes on its second local rival in as many games when it hosts College of Charleston, ranked No. 3 in the CollegelInsider.com Mid-Major Top 25, on Saturday. The Bulldogs topped Charleston Southern 76-73 on Wednesday, getting 27 points from Stephen Clark and 22 from Austin Ash.

• VMI opens a three-game homestand Saturday when it hosts the Naval Academy. Freshman Asher Woods paced the Keydets with 14 points in Tuesday's 73-57 setback at Presbyterian.

• ETSU, which topped Mars Hill 84-56 on Wednesday, will retire the jersey of its all-time leading scorer, Tim Smith, on Saturday when the Bucs host Jacksonville State. The 2002-03 SoCon Freshman of the Year finished his career with 2,300 points and led the Bucs to a pair of SoCon tournament titles and NCAA appearances.

• After dropping a 73-56 decision at crosstown rival North Carolina A&T on Wednesday, UNCG heads up Interstate 85 to take on former SoCon foe Elon on Saturday for its second straight game against a Colonial Athletic Association program. Mohammed Abdulsalam had 12 points and 14 rebounds against the Aggies for his first double-double of the season.

• Wofford takes on its second Southeastern Conference opponent in a week when it visits Vanderbilt on Saturday. The Terriers, who dropped a 78-75 decision at LSU on Sunday, rebounded with a 76-63 win over Presbyterian on Thursday behind a season-best 16 points from Messiah Jones.

• Western Carolina will face its third straight Big South Conference opponent when it hosts USC Upstate on Saturday. The Catamounts have dropped consecutive games to UNC Asheville and Gardner-Webb after going 3-0 at the McNeese MTE from Nov. 18-20.

• Samford wraps the weekend when it visits UCF on Sunday. The Bulldogs pushed Big East Conference foe DePaul to the brink Wednesday, falling 103-98 in overtime. Logan Dye scored a career-best 23 points in the contest, while Bubba Parham fell three assists shy of a triple-double with 16 points, 10 boards and seven assists.

ACTIVE SoCON CAREER LEADERS

| Points scored | (SoCon career rank) |
|---------------|-------------------------|
| 1,558 | Jake Stephens, UTC, Gr. |
| 1,521 | Mike Bothwell, FUR, 5th |
| 1,215 | Bubba Parham, SAM, Sr. |
| 1,059 | Jalen Slawson, FUR, 5th |
| 808 | Logan Dye, SAM, Sr. |

| Points scored per game (min. 800 points) | |
|--|--------------------------------------|
| 17.11 | Bubba Parham (1,215/71 GP), SAM, Sr. |
| 12.27 | Jake Stephens (1,558/127), UTC, Gr. |
| 11.88 | Mike Bothwell (1,521/128), FUR, 5th |
| 8.54 | Jalen Slawson (1,059/124), FUR, 5th |
| 7.84 | Logan Dye (808/103), SAM, Sr. |

| Field-goal percentage (min. 240 made) | |
|---------------------------------------|--|
| .550 | Stephen Clark (277-504), CIT, Sr. |
| .522 | Logan Dye (327-626), SAM, Sr. |
| .515 | B.J. Mack (302-586), WOF, Sr. |
| .514 | Mohammed Abdulsalam (243-473), UNCG, Gr. |
| .511 | Jalen Slawson (388-759), FUR, 5th |

| 3-point field goals made | |
|--------------------------|-----------------------------|
| 204 | Jake Stephens, UTC, Gr. |
| 190 | Bubba Parham, SAM, Sr. |
| 161 | Mike Bothwell, FUR, 5th |
| 158 | Sean Conway, VMI, Sr. |
| 143 | Keyshaun Langley, UNCG, Sr. |

| 3-point field-goal percentage (min. 120 made) | |
|---|--------------------------------------|
| .386 | Jake Stephens (204-529), UTC, Gr. |
| .372 | A.J. Caldwell (135-363), UTC, R-Sr. |
| .368 | Sean Conway (158-429), VMI, Sr. |
| .367 | Bubba Parham (190-518), SAM, Sr. |
| .345 | Mike Bothwell (161-467), Furman, 5th |

| Free-throw percentage (min. 110 made) | |
|---------------------------------------|---------------------------------------|
| .835 | Keyshaun Langley (142-170), UNCG, Sr. |
| .826 | Mike Bothwell (266-322), FUR, 5th |
| .824 | B.J. Mack (126-153), WOF, Sr. |
| .804 | Jake Stephens (292-363), UTC, Gr. |
| .793 | Bubba Parham (265-334), SAM, Sr. |

| Rebounds | |
|----------|--------------------------------|
| 794 | Jake Stephens, UTC, Gr. |
| 635 | Jalen Slawson, FUR, 5th |
| 548 | Mohammed Abdulsalam, UNCG, Gr. |
| 459 | Sean Conway, VMI, Sr. |
| 415 | A.J. Caldwell, UTC, R-Sr. |

| Rebounds per game (min. 280 rebounds) | |
|---------------------------------------|---|
| 7.68 | Jermaine Marshall (284/37 GP), SAM, Jr. |
| 6.25 | Jake Stephens (794/127), UTC, Gr. |
| 5.13 | B.J. Mack (313/61), WOF, Sr. |
| 5.12 | Jalen Slawson (635/124), FUR, 5th |
| 4.88 | Sean Conway (459/94), VMI, Sr. |

| Blocked shots | |
|---------------|-------------------------|
| 162 | Jake Stephens, UTC, Gr. |
| 150 | Stephen Clark, CIT, Sr. |
| 134 | Jalen Slawson, FUR, 5th |
| 55 | Logan Dye, SAM, Sr. |
| 51 | Tyler Harris, WCU, Sr. |

| Steals | |
|--------|-----------------------------|
| 153 | Jalen Slawson, FUR, 5th |
| 136 | Mike Bothwell, FUR, 5th |
| 108 | Keyshaun Langley, UNCG, Sr. |
| 101 | Kobe Langley, UNCG, Sr. |
| 87 | A.J. Caldwell, UTC, R-Sr. |

| Assists | |
|---------|-----------------------------|
| 306 | Jake Stephens, UTC, Gr. |
| 296 | Mike Bothwell, FUR, 5th |
| 277 | Jalen Slawson, FUR, 5th |
| 234 | Keyshaun Langley, UNCG, Sr. |
| 228 | A.J. Caldwell, UTC, R-Sr. |

| Assists per game (min. 150 assists) | |
|-------------------------------------|--------------------------------------|
| 2.96 | Bubba Parham (210/71 GP), SAM, Sr. |
| 2.54 | Keyshaun Langley (234/92), UNCG, Sr. |
| 2.42 | Stephen Clark (206/85), CIT, Sr. |
| 2.41 | Jake Stephens (306/127), UTC, Gr. |
| 2.31 | Mike Bothwell (296/128), FUR, 5th |

MID-MAJOR TOP 25

| CollegiateInsider.com Mid-Major Top 25 School (1st-place) | PS | N14 | N21 | N28 |
|---|----------|----------|-----------|-----------|
| Gonzaga (31) | 1 | 1 | 1 | 1 |
| Drake | 2 | 4 | 3 | 2 |
| Charleston | - | - | 8 | 3 |
| Saint Mary's | 3 | 2 | 2 | 4 |
| Kent State | 7 | 6 | 4 | 5 |
| Sam Houston | - | 18 | 10 | 6 |
| Towson | 8 | 7 | 6 | 7 |
| Louisiana | 13 | 8 | 7 | 8 |
| Toledo | 4 | 5 | 5 | 9 |
| Furman | 6 | 3 | 12 | 10 |
| UC Irvine | - | 13 | 18 | 11 |
| Bryant | 23 | 23 | 23 | 12 |
| UC Santa Barbara | 16 | 12 | 15 | 13 |
| Grand Canyon | 11 | 14 | 13 | 14 |
| Iona | 9 | 10 | 11 | 15 |
| Liberty | 5 | 9 | 14 | 16 |
| Hofstra | 24 | 16 | 17 | 17 |
| Southern Miss | - | - | - | 18 |
| San Francisco | - | - | 19 | 19 |
| BYU | 10 | 11 | 9 | 20 |
| Norfolk State | 20 | 21 | 22 | 21 |
| Southern Illinois | 14 | 20 | 21 | 22 |
| Yale | - | - | - | 23 |
| Indiana State | - | - | 24 | 24 |
| Seattle | - | - | - | 25 |
| Oral Roberts | 12 | 15 | 16 | - |
| Akron | 18 | 19 | 20 | - |
| New Mexico State | 22 | 25 | 25 | - |
| South Dakota State | 15 | 17 | - | - |
| Belmont | 21 | 22 | - | - |
| Purdue-Fort Wayne | 17 | 24 | - | - |
| NKU | 19 | - | - | - |
| Longwood | 25 | - | - | - |

NATIONAL HONORS

| Lou Henson Award Watch List |
|------------------------------------|
| Mike Bothwell, 5th, G, Furman |
| Jalen Slawson, 5th, F, Furman |
| Ques Glover, Jr., G, Samford |
| Jake Stephens, Gr., C, Chattanooga |

THE SoCON ON TELEVISION

The SoCon will have five regular-season games on ESPNU and five on CBS Sports Network this season. The league will also continue to have its weekly Ingles SoCon Game of the Week on select Nexstar affiliates during league play.

Additionally, the quarterfinals of the Ingles SoCon Basketball Championship will air on select Nexstar affiliates, the semifinals will air on either ESPN2 or ESPN and the final will air on ESPN.

SoCON PLAYERS OF THE MONTH

| |
|---------------|
| November..... |
| December..... |
| January..... |
| February..... |

SoCON COACHING RECORDS (THROUGH GAMES OF DEC. 1)

| Coach, school | Career (yrs.) | School (yrs.) | SoCon (yrs.) |
|-------------------------------|----------------|---------------|--------------|
| Ed Conroy, The Citadel | 187-223 (14th) | 54-79 (5th) | 29-47 (5th) |
| Desmond Oliver, ETSU | 19-21 (2nd) | Same | 7-11 (2nd) |
| Bob Richey, Furman | 116-49 (6th) | Same | 63-24 (6th) |
| Greg Gary, Mercer | 69-90 (6th) | 53-46 (4th) | 27-26 (4th) |
| Mike Jones, UNCG | 158-148 (12th) | 20-20 (2nd) | 9-9 (2nd) |
| Bucky McMillan, Samford | 33-27 (3rd) | Same | 12-17 (3rd) |
| Dan Earl, Chattanooga | 77-142 (8th) | 4-3 (1st) | 34-88 (8th) |
| Andrew Wilson, VMI | 2-6 (1st) | Same | 0-0 (1st) |
| Justin Gray, Western Carolina | 15-25 (2nd) | Same | 5-13 (2nd) |
| Jay McAuley, Wofford | 58-41 (4th) | Same | 30-23 (4th) |

SoCON PLAYERS OF THE WEEK

| | |
|--------------|------------------------------------|
| Nov. 14..... | Jake Stephens, Gr., C, Chattanooga |
| Nov. 21..... | Mike Bothwell, 5th, G, Furman |
| Nov. 28..... | Jake Stephens, Gr., C, Chattanooga |
| Dec. 5..... | |
| Dec. 12..... | |
| Dec. 19..... | |
| Dec. 26..... | |
| Jan. 2..... | |
| Jan. 9..... | |
| Jan. 16..... | |
| Jan. 23..... | |
| Jan. 30..... | |
| Feb. 6..... | |
| Feb. 13..... | |
| Feb. 20..... | |
| Feb. 27..... | |

Preseason predictions

Furman is the preseason favorite to win the 2022-23 Southern Conference men's basketball title in polling of the league's 10 men's basketball coaches and media. Jake Stephens, a graduate transfer at Chattanooga after four years at VMI, is the coaches' preseason player of the year selection after finishing second in the league in scoring (19.6 ppg) and rebounding (9.0 rpg) last season. He also led the league in field-goal percentage (.551) and 3-point field-goal percentage (.490).

Preseason Player of the Year

Jake Stephens, Gr., C, Chattanooga

Preseason All-Southern Conference Team

Jordan King, Jr., G, ETSU
 Mike Bothwell, 5th, G, Furman
 Jalen Slawson, 5th, F, Furman
 Logan Dye, Sr., F, Samford
 Ques Glover, Jr., G, Samford
 Jermaine Marshall, Jr., F, Samford
 Bubba Parham, Sr., G, Samford
 Jake Stephens, Gr., C, Chattanooga
 Messiah Jones, Sr., F, Wofford
 B.J. Mack, Sr., F/C, Wofford

Coaches poll

| Team (1st) | Total | Team (1st) | Total |
|---------------------|-------|---------------------|-------|
| 1. Furman (6) | 78 | 1. Furman (18) | 263 |
| 2. Samford (4) | 74 | 2. Chattanooga (3) | 231 |
| 3. UNCG | 63 | 3. Samford (5) | 223 |
| 4. Chattanooga | 60 | 4. UNCG (1) | 201 |
| 5. Wofford | 41 | 5. Wofford | 168 |
| 6. ETSU | 40 | 6. ETSU | 138 |
| 7. Mercer | 39 | 7. Mercer (1) | 137 |
| 8. Western Carolina | 29 | 8. Western Carolina | 79 |
| 9. The Citadel | 17 | 9. The Citadel | 57 |
| 10. VMI | 9 | 10. VMI | 43 |

SPECIALTY STATS LEADERS

| 20-point games | Ovr. | SoCon |
|------------------------------|------|-------|
| Stephen Clark, CIT..... | 4 | 0 |
| Mike Bothwell, FUR..... | 4 | 0 |
| Jake Stephens, UTC..... | 3 | 0 |
| Asher Woods, VMI..... | 3 | 0 |
| Austin Ash, CIT..... | 2 | 0 |
| Jalen Haynes, ETSU..... | 2 | 0 |
| Jalyn McCreary, MER..... | 2 | 0 |
| Keondre Kennedy, UNCG..... | 2 | 0 |
| Sean Conway, VMI..... | 2 | 0 |
| Tony Felder, VMI..... | 2 | 0 |
| B.J. Mack, WOF..... | 2 | 0 |
| Elijah Morgan, CIT..... | 1 | 0 |
| Jordan King, ETSU..... | 1 | 0 |
| Justice Smith, ETSU..... | 1 | 0 |
| DeAnthony Tipler, ETSU..... | 1 | 0 |
| Marcus Foster, FUR..... | 1 | 0 |
| Garrett Hein, FUR..... | 1 | 0 |
| JP Pegues, FUR..... | 1 | 0 |
| Jalen Slawson, FUR..... | 1 | 0 |
| Luis Hurtado, MER..... | 1 | 0 |
| Kamar Robertson, MER..... | 1 | 0 |
| Shawn Walker Jr., MER..... | 1 | 0 |
| Michael Zanoni, MER..... | 1 | 0 |
| Achor Achor, SAM..... | 1 | 0 |
| Logan Dye, SAM..... | 1 | 0 |
| Ques Glover, SAM..... | 1 | 0 |
| Sam Alexis, UTC..... | 1 | 0 |
| Jamal Johnson, UTC..... | 1 | 0 |
| Tre Jackson, WCU..... | 1 | 0 |
| Jackson Paveletzke, WOF..... | 1 | 0 |

| 10-rebound games | Ovr. | SoCon |
|--------------------------------|------|-------|
| Jake Stephens, UTC..... | 4 | 0 |
| Jalen Slawson, FUR..... | 3 | 0 |
| David Craig, MER..... | 3 | 0 |
| Tyzhaun Claude, WCU..... | 3 | 0 |
| Stephen Clark, CIT..... | 2 | 0 |
| Josh Taylor, ETSU..... | 2 | 0 |
| Garrett Hein, FUR..... | 2 | 0 |
| Austin Ash, CIT..... | 1 | 0 |
| David Maynard, CIT..... | 1 | 0 |
| Brady Spence, CIT..... | 1 | 0 |
| Jalen Haynes, ETSU..... | 1 | 0 |
| Jaden Seymour, ETSU..... | 1 | 0 |
| Tyrese Hughey, FUR..... | 1 | 0 |
| TJ Grant, MER..... | 1 | 0 |
| Mohammed Abdulsalam, UNCG..... | 1 | 0 |
| Keondre Kennedy, UNCG..... | 1 | 0 |
| Bubba Parham, SAM..... | 1 | 0 |
| Sam Alexis, UTC..... | 1 | 0 |
| Demetrius Davis, UTC..... | 1 | 0 |
| Sean Conway, VMI..... | 1 | 0 |
| Rick Bradley, VMI..... | 1 | 0 |
| Marcus Kell, WCU..... | 1 | 0 |
| Vonterius Woolbright, WCU..... | 1 | 0 |
| Kyler Filewich, WOF..... | 1 | 0 |
| Messiah Jones, WOF..... | 1 | 0 |

| 10-assist games | Ovr. | SoCon |
|------------------------|------|-------|
| Luis Hurtado, MER..... | 1 | 0 |
| DJ Campbell, WCU..... | 1 | 0 |

| 5-block games | Ovr. | SoCon |
|---------------|------|-------|
| | | |

| 5-steal games | Ovr. | SoCon |
|-----------------------------|------|-------|
| Russell Jones Jr., WCU..... | 1 | 0 |

| Double-doubles | Ovr. | SoCon |
|-------------------------|------|-------|
| Jake Stephens, UTC..... | 4 | 0 |

| | | |
|--------------------------------|---|---|
| Jalen Slawson, FUR..... | 3 | 0 |
| David Craig, MER..... | 3 | 0 |
| Tyzhaun Claude, WCU..... | 3 | 0 |
| Austin Ash, CIT..... | 1 | 0 |
| Stephen Clark, CIT..... | 1 | 0 |
| Jalen Haynes, ETSU..... | 1 | 0 |
| Jaden Seymour, ETSU..... | 1 | 0 |
| Josh Taylor, ETSU..... | 1 | 0 |
| Tyrese Hughey, FUR..... | 1 | 0 |
| Luis Hurtado, MER*..... | 1 | 0 |
| Mohammed Abdulsalam, UNCG..... | 1 | 0 |
| Keondre Kennedy, UNCG..... | 1 | 0 |
| Bubba Parham, SAM..... | 1 | 0 |
| Sam Alexis, UTC..... | 1 | 0 |
| Demetrius Davis, UTC..... | 1 | 0 |
| Sean Conway, VMI..... | 1 | 0 |
| DJ Campbell, WCU*..... | 1 | 0 |
| Marcus Kell, WCU..... | 1 | 0 |
| Vonterius Woolbright, WCU..... | 1 | 0 |
| Kyler Filewich, WOF..... | 1 | 0 |
| Messiah Jones, WOF..... | 1 | 0 |

| 20/10 games | Ovr. | SoCon |
|-------------------------|------|-------|
| Jake Stephens, UTC..... | 3 | 0 |
| Stephen Clark, CIT..... | 1 | 0 |
| Jalen Slawson, FUR..... | 1 | 0 |
| Sam Alexis, UTC..... | 1 | 0 |

* points/assists

SoCon RECORD BOOK

TEAM

3-point field goals made

Game

| | | |
|-----------|--|-----------------|
| 1. 24 | VMI vs. Furman | 2/12/15 |
| 2. 23 | The Citadel vs. Mid-Atlantic Christian | 11/12/18 |
| 23 | The Citadel vs. High Point | 11/27/18 |
| 4. 22 | Georgia Southern vs. Chattanooga | 1/17/05 |
| 22 | The Citadel vs. UNCG | 2/28/19 |
| 22 | Samford vs. Belhaven | 12/21/20 |
| 22 | Furman vs. North Greenville | 11/9/21 |
| 22 | VMI vs. Carlow | 11/9/21 |
| 22 | Chattanooga vs. Covenant | 11/19/22 |
| 10.21 | Furman vs. Virginia Intermont | 12/29/04 |
| 21 | VMI vs. Johnson | 11/18/14 |
| 21 | The Citadel vs. Ogelthorpe | 11/10/17 |
| 21 | Furman vs. North Greenville | 11/15/18 |
| 21 | VMI vs. Campbellville-Harrodsburg | 12/15/20 |
| 21 | Furman vs. South Carolina State | 12/21/20 |
| 21 | Furman vs. Western Carolina | 1/19/22 |

Rebounds

Game

| | | |
|--------------|-------------------------------------|-----------------|
| 1. 78 | George Wash. vs. Georgetown | 1968-69 |
| 2. 76 | Davidson vs. VMI | 1/8/70 |
| 3. 70 | VMI vs. Mid-Atlantic Christian | 12/2/14 |
| 4. 69 | The Citadel vs. Morris | 11/15/22 |
| 5. 68 | Davidson vs. Emory | 11/9/07 |
| 6. 67 | The Citadel vs. Clemson | 11/25/00 |
| 67 | The Citadel vs. Johnson | 11/13/16 |
| 8. 65 | Georgia Southern vs. UC Davis | 11/12/06 |
| 9. 64 | ETSU vs. Reinhardt | 12/3/18 |
| 64 | Western Carolina vs. Brescia | 11/13/22 |

3-Pointer Streaks

• Three Southern Conference players have streaks of at least 10 games with at least one made 3-pointer. ETSU's Jordan King leading the way with a 26-game streak.

Consecutive games with a 3-pointer

| Player, school, class | '22-23 | '21-22 | '22-23 | Total |
|--------------------------|--------|--------|--------|-------|
| Jordan King, ETSU, Jr. | 8 | 18 | x | 26 |
| Jaden Campbell, SAM, Jr. | 8 | 5 | x | 13 |
| Austin Ash, CIT, Gr. | 8 | 2* | x | 10 |

* Streak began at previous school

• As a team, ETSU has the fourth-longest active streak in the NCAA at 1,100 consecutive games with a made 3-pointer. The last time the Bucs failed to make at least one triple was in an 0-for-8 showing against Davidson on Feb. 16, 1987.

America East Conference (1-0)

11/22 UNCG 76, UMBC 72

American Athletic Conference (0-1)

11/8 East Carolina 77, Mercer 75
12/4 Samford at UCF, 2 p.m.

ASUN Conference (0-1)

11/23 Lipscomb 72, Chattanooga 66
12/2 Kennesaw State at Mercer, 7 p.m.
12/3 Jacksonville State at ETSU, 4 p.m.
12/10 Mercer at FGCU, 7 p.m.
12/14 Queens at ETSU, 7 p.m.
12/22 UNCG at Eastern Kentucky, 2 p.m.

Atlantic 10 Conference (0-2)

11/7 Richmond 69, VMI 48
11/13 Davidson 75, VMI 71
12/7 Western Carolina at Davidson, 7 p.m.
12/22 VMI at Fordham, 12 p.m.

Atlantic Coast Conference (0-3)

11/7 Clemson 80, The Citadel 69
11/11 Miami (Fla.) 79, UNCG 65
11/21 Florida State 81, Mercer 72
12/13 Furman at NC State, 6:30 p.m.
12/13 The Citadel at North Carolina, 7 p.m.

Big East Conference (0-2)

11/19 Butler 89, The Citadel 42
11/30 DePaul 103, Samford 98 (OT)

Big Sky Conference (1-0)

11/25 UNCG 77, Montana State 66
(Northern Classic; Laval, Quebec, Canada)

Big South Conference (5-5)

11/10 The Citadel 70, Presbyterian 58
11/12 High Point 91, Wofford 80
11/18 Longwood 90, VMI 58
11/18 Wofford 60, Gardner-Webb 58
11/19 Mercer 77, Winthrop 68
11/26 UNC Asheville 73, Western Carolina 61
11/29 Presbyterian 72, VMI 57
11/30 The Citadel 76, Charleston Southern 73
11/30 Gardner-Webb 71, Western Carolina 55
12/1 Wofford 76, Presbyterian 63
12/3 Chattanooga at Gardner-Webb, 12 p.m.
12/3 USC Upstate at Western Carolina, 5:30 p.m.
12/6 High Point at Furman, 7 p.m.
12/10 Radford at VMI, 1 p.m.
12/10 Winthrop at Furman, 4 p.m.
12/17 Longwood at The Citadel, 1 p.m.
12/17 UNC Asheville at ETSU, 4 p.m.

Big Ten Conference (0-2)

11/10 Maryland 71, Western Carolina 51
11/17 Penn State 73, Furman 68
(Shriners Children's Charleston Classic; Charleston, S.C.)

Colonial Athletic Association (2-5)

11/7 College of Charleston 85, Chattanooga 78
11/11 ETSU 77, Elon 64
(Asheville Championship at Asheville, N.C.)
11/17 Towson 56, UNCG 53
11/20 Wofford 78, North Carolina A&T 64
11/26 Hofstra 65, UNCG 53
(Northern Classic; Laval, Quebec, Canada)
11/27 Towson 70, Mercer 60
(Hostilo Hoops Community Classic; Savannah, Ga.)
11/30 North Carolina A&T 73, UNCG 56
12/3 College of Charleston at The Citadel, 1 p.m.
12/3 UNCG at Elon, 4 p.m.

Conference USA (0-1)

11/25 Louisiana Tech 79, Samford 76
12/15 Chattanooga at Middle Tennessee, 7 p.m.

Division I Independent (0-0)

1/30 Chicago State at The Citadel, 7 p.m.

Horizon League (2-0)

11/25 The Citadel 74, IUPUI 53
(Big Easy Classic; New Orleans, La.)
11/25 Mercer 72, Robert Morris 66
(Hostilo Hoops Community Classic; Savannah, Ga.)
12/6 Milwaukee at Chattanooga, 7 p.m.

Metro Atlantic Athletic Conference (1-0)

11/26 Mercer 60, Fairfield 58
(Hostilo Hoops Community Classic; Savannah, Ga.)

Mid-Eastern Athletic Conference (0-0)

12/3 South Carolina State at Furman, 4 p.m.
12/17 Samford at South Carolina State, 4 p.m.
12/20 The Citadel at North Carolina Central, 7 p.m.

Missouri Valley Conference (3-1)

11/11 Furman 89, Belmont 74
11/14 Drake 80, Wofford 72
11/23 Samford 79, Valparaiso 49
11/26 Chattanooga 69, Murray State 66
12/18 Belmont at Chattanooga, 2 p.m.
12/21 Samford at Belmont, 7:30 p.m.

Non-Division I (1-1)

11/7 UNCG 93, Johnson & Wales 60
(Fleming Gymnasium)
11/7 ETSU 88, Emory & Henry 66
11/7 Furman 91, North Greenville 55
11/7 Wofford 120, Bob Jones 48
11/7 Samford 109, Anderson 85
11/10 Chattanooga 93, Oakland City 49
11/10 VMI 100, Penn State New Kensington 58
11/10 Samford 80, Spring Hill 61
11/11 Mercer 118, Milligan 64
11/12 Samford 90, Belhaven 38
11/13 Western Carolina 112, Brescia 45
11/15 The Citadel 109, Morris College 66
11/19 Chattanooga 108, Covenant 55
11/23 Wofford 70, North Greenville 59
11/25 Furman 102, Tusculum 74
11/26 VMI 108, Regent 58
11/27 Tennessee Southern 84, Samford 82
11/30 ETSU 84, Mars Hill 56
12/6 Middle Georgia at Mercer, 11 a.m.
12/7 Carlow at VMI, 7 p.m.
12/10 Johnson University at Chattanooga, 12 p.m.
12/10 Brevard at Western Carolina, 4 p.m.
12/17 Montreal at Wofford, 2 p.m.
12/18 Warren Wilson at UNCG, 3 p.m.
(Fleming Gymnasium)
12/19 Anderson at Furman, 7 p.m.
12/20 Toccoa Falls at Western Carolina, 2 p.m.

Northeast Conference (0-1)

11/20 Farleigh Dickinson 93, VMI 89
(JK54 Classic; Farmville, Va.)

Ohio Valley Conference (3-2)

11/17 ETSU 84, Little Rock 76
11/19 SIUE 93, VMI 67
(JK54 Classic at Farmville, Va.)
11/20 Western Carolina 90, Lindenwood 88 (OT)
(McNeese State MTE; Lake Charles, La.)
11/20 Tennessee Tech 69, ETSU 62
11/30 Chattanooga 81, Tennessee Tech 74
12/11 ETSU at Morehead State, 2 p.m.
12/17 Morehead State at Mercer, 2 p.m.
12/17 Western Carolina at Tennessee Tech, 4 p.m.

Patriot League (0-0)

12/3 Navy at VMI, 1 p.m.
12/13 VMI at American, 6 p.m.

Southeastern Conference (1-4)

11/7 Georgia 68, Western Carolina 55
11/15 Ole Miss 70, Chattanooga 58
11/20 Furman 79, South Carolina 60
(Shriners Children's Charleston Classic at Charleston, S.C.)
11/27 Georgia 62, ETSU 47
11/27 LSU 78, Wofford 75
12/3 Wofford at Vanderbilt, 5 p.m.
12/6 UNCG at Arkansas, 7 p.m.
12/20 Wofford at Texas A&M, 2 p.m.

| | |
|---|--------------|
| America East Conference..... | 1-0 |
| American Athletic Conference..... | 0-1 |
| ASUN Conference..... | 0-1 |
| Atlantic 10 Conference..... | 0-2 |
| Atlantic Coast Conference..... | 0-3 |
| Big East Conference..... | 0-2 |
| Big Sky Conference..... | 1-0 |
| Big South Conference..... | 5-5 |
| Big Ten Conference..... | 0-2 |
| Colonial Athletic Association..... | 2-5 |
| Conference USA..... | 0-1 |
| Division I Independents..... | 0-0 |
| Horizon League..... | 2-0 |
| Metro Atlantic Athletic Conference..... | 1-0 |
| Mid-Eastern Athletic Conference..... | 0-0 |
| Missouri Valley Conference..... | 3-1 |
| Non-Division I opponents..... | 17-1 |
| Northeast Conference..... | 0-1 |
| Ohio Valley Conference..... | 3-2 |
| Patriot League..... | 0-0 |
| Southeastern Conference..... | 1-4 |
| Southland Conference..... | 3-0 |
| Southwestern Athletic Conference..... | 2-0 |
| Summit League..... | 0-1 |
| Sun Belt Conference..... | 1-4 |
| Western Athletic Conference..... | 0-1 |
| Total..... | 42-36 |
| Home..... | 28-6 |
| Away..... | 6-22 |
| Neutral..... | 8-9 |
| vs. Top 25..... | 0-0 |

12/21 Chattanooga at Georgia, 3 p.m.
12/22 ETSU at LSU, 8 p.m.

Southland Conference (3-0)

11/18 Western Carolina 88, McNeese 69
11/19 Western Carolina 98, Lamar 91 (OT)
(McNeese State MTE at Lake Charles, La.)
11/23 The Citadel 72, New Orleans 65

Southwestern Athletic Conference (2-0)

11/17 Samford 84, Alabama A&M 64
11/20 Samford 78, Texas Southern 63

Summit League (0-1)

11/24 Denver 74, The Citadel 71
(Big Easy Classic; New Orleans, La.)


Sun Belt Conference (1-4)

11/13 Louisiana 81, ETSU 77
(Asheville Championship; Asheville, N.C.)
11/15 Georgia State 85, Mercer 83 (OT)
11/18 Old Dominion 82, Furman 77
(Shriners Children's Charleston Classic; Charleston, S.C.)
11/23 App State 74, ETSU 70
11/29 Furman 65, App State 61
12/6 Coastal Carolina at Wofford, 7 p.m.
12/10 Wofford at Georgia Southern, 3 p.m.
12/10 Samford at Louisiana, 8 p.m.
12/13 Marshall at UNCG, 7 p.m.
12/21 Mercer at Troy, 7 p.m.

Western Athletic Conference (0-1)

11/27 Stephen F. Austin 75, UNCG 58
(Northern Classic; Laval, Quebec, Canada)
12/17 Stephen F. Austin at Furman, 4:30 p.m.
(Greenville Winter Invitational/Bon Secours Wellness Arena)


All times Eastern
Schedule subject to change



The Citadel
(5-3, 0-0 SoCon)

| | | |
|------|---|------------------|
| N7 | at Clemson (ACC Network Extra) | L, 69-80 |
| N10 | PRESBYTERIAN (ESPN+) | W, 70-58 |
| N15 | MORRIS COLLEGE (ESPN+) | W, 109-66 |
| N19 | at Butler (FS2) | L, 42-89 |
| N23 | at New Orleans^ (ESPN+) | W, 72-65 |
| N24 | vs. Denver^ (ESPN+) | L, 71-74 |
| N25 | vs. IUPUI^ (ESPN+) | W, 74-53 |
| N30 | at Charleston Southern (ESPN+) | W, 76-73 |
| D3 | COLLEGE OF CHARLESTON (ESPN+) | 1 p.m. |
| D13 | at North Carolina (ESPN2) | 7 p.m. |
| D17 | LONGWOOD (ESPN+) | 1 p.m. |
| D20 | at North Carolina Central (NCCU Sports Network) | 7 p.m. |
| D29 | * CHATTANOOGA (ESPN+) | 7 p.m. |
| D31 | * SAMFORD (ESPN+) | 1 p.m. |
| J4 | *at Furman (ESPN+) | 7 p.m. |
| J7 | *at Wofford (ESPN+) | 7 p.m. |
| J11 | * ETSU (ESPN+) | 7 p.m. |
| J14 | * WESTERN CAROLINA (ESPN+) | 1 p.m. |
| J19 | *at UNCG (ESPN+) | 7 p.m. |
| J21 | *at VMI (ESPN+) | 1 p.m. |
| J25 | *at Western Carolina (ESPN+) | 7 p.m. |
| J28 | * MERCER (ESPN+) | 1 p.m. |
| J30 | CHICAGO STATE (ESPN+) | 7 p.m. |
| F2 | * VMI (ESPN+) | 7 p.m. |
| F4 | * UNCG (ESPN+) | 1 p.m. |
| F8 | *at Chattanooga (ESPN+) | 7 p.m. |
| F11 | *at Samford (ESPN+) | 3 p.m. |
| F15 | * FURMAN (ESPN+) | 7 p.m. |
| F18 | * WOFFORD (ESPN+) | 1 p.m. |
| F22 | *at ETSU (ESPN+) | 7 p.m. |
| F25 | *at Mercer (ESPN+) | TBA |
| M3-6 | at Ingles SoCon Championship (Asheville, N.C.) | |


^ - Big Easy Classic (New Orleans, La.)



ETSU
(4-4, 0-0 SoCon)

| | | |
|------|--|-----------------|
| N7 | EMORY & HENRY (ESPN+) | W, 88-66 |
| N11 | vs. Elon^ (ESPN+) | W, 77-64 |
| N13 | vs. Louisiana^ (ESPN) | L, 77-81 |
| N17 | LITTLE ROCK (ESPN+) | W, 84-76 |
| N20 | at Tennessee Tech (ESPN+) | L, 62-69 |
| N23 | APP STATE (ESPN+) | L, 70-74 |
| N27 | at Georgia (SEC Network) | L, 47-62 |
| N30 | MARS HILL (ESPN+) | W, 84-56 |
| D3 | JACKSONVILLE STATE (ESPN+) | 4 p.m. |
| D11 | at Morehead State (ESPN+) | 2 p.m. |
| D14 | QUEENS (ESPN+) | 7 p.m. |
| D17 | UNC ASHEVILLE (ESPN+) | 4 p.m. |
| D22 | at LSU (SEC Network Plus) | 8 p.m. |
| D29 | *at Wofford (ESPN+) | 7 p.m. |
| D31 | *at VMI (ESPN+) | 1 p.m. |
| J4 | * WESTERN CAROLINA (ESPN+) | 7 p.m. |
| J7 | * FURMAN (ESPN+) | 4 p.m. |
| J11 | *at The Citadel (ESPN+) | 7 p.m. |
| J14 | * MERCER (ESPN+) | 4 p.m. |
| J18 | * SAMFORD (ESPN+) | 7 p.m. |
| J21 | *at Chattanooga (ESPN+) | 3 p.m. |
| J25 | *at Mercer (ESPN+) | 7 p.m. |
| J28 | * CHATTANOOGA (ESPN+) | 4 p.m. |
| F1 | * WOFFORD (ESPN+) | 7 p.m. |
| F4 | *at Samford (ESPN+) | 3 p.m. |
| F7 | *at UNCG (ESPN) | 7 p.m. |
| F10 | * VMI (ESPN+) | 7 p.m. |
| F15 | *at Western Carolina (ESPN+) | 7 p.m. |
| F19 | *at Furman (ESPN) | 6 p.m. |
| F22 | * THE CITADEL (ESPN+) | 7 p.m. |
| F25 | * UNCG (ESPN+) | 4 p.m. |
| M3-6 | at Ingles SoCon Championship (Asheville, N.C.) | |


^ - Asheville Championship (Asheville, N.C.)



Furman
(5-2, 0-0 SoCon)

| | | |
|------|--|------------------|
| N7 | NORTH GREENVILLE (ESPN+) | W, 91-55 |
| N11 | BELMONT (ESPN+) | W, 89-74 |
| N17 | vs. Penn State^ (ESPN) | L, 68-73 |
| N18 | vs. Old Dominion^ (ESPN) | L, 77-82 |
| N20 | vs. South Carolina^ (ESPNEWS) | W, 79-60 |
| N25 | TUSCULUM (ESPN+) | W, 102-74 |
| N29 | at App State | W, 65-61 |
| D3 | SOUTH CAROLINA STATE (ESPN+) | 12 p.m. |
| D6 | HIGH POINT (ESPN+) | 7 p.m. |
| D10 | WINTHROP (ESPN+) | 4 p.m. |
| D13 | at NC State (ACC Network) | 6:30 p.m. |
| D17 | STEPHEN F. AUSTIN# (ESPN+) | 4:30 p.m. |
| D19 | ANDERSON (ESPN+) | 7 p.m. |
| D29 | * VMI (ESPN+) | 7 p.m. |
| D31 | *at Western Carolina (ESPN+) | 4 p.m. |
| J4 | * THE CITADEL (ESPN+) | 7 p.m. |
| J7 | *at ETSU (ESPN+) | 4 p.m. |
| J11 | *at Mercer (ESPN+) | 7 p.m. |
| J14 | * UNCG (ESPN+) | 4 p.m. |
| J18 | *at Chattanooga (ESPN+) | 7 p.m. |
| J22 | *at Wofford (ESPN) | 4 p.m. |
| J25 | * SAMFORD (ESPN+) | 7 p.m. |
| J29 | *at UNCG (ESPN+) | 3 p.m. |
| F1 | * CHATTANOOGA (ESPN+) | 7 p.m. |
| F4 | * WOFFORD & (CBS Sports Network) | 6 p.m. |
| F8 | *at VMI (ESPN+) | 7 p.m. |
| F11 | * WESTERN CAROLINA (ESPN+) | 2 p.m. |
| F15 | *at The Citadel (ESPN+) | 7 p.m. |
| F19 | * ETSU (ESPN) | 6 p.m. |
| F22 | * MERCER (ESPN+) | 7 p.m. |
| F25 | *at Samford (ESPN+) | 3 p.m. |
| M3-6 | at Ingles SoCon Championship (Asheville, N.C.) | |


^ - Shriners Children's Charleston Classic (Charleston, S.C.)
- Greenville Winter Invitational (Bon Secours Wellness Arena)
& - Bon Secours Wellness Arena



Mercer
(4-4, 0-0 SoCon)

| | | |
|------|--|------------------|
| N8 | at East Carolina (ESPN+) | L, 75-77 |
| N11 | MILLIGAN (ESPN+) | W, 118-64 |
| N15 | at Georgia State (ESPN+) | L, 83-85 (OT) |
| N19 | WINTHROP (ESPN+) | W, 77-68 |
| N21 | at Florida State (ACC Network) | L, 72-81 |
| N25 | vs. Robert Morris^ (Event Live+) | W, 72-66 |
| N26 | vs. Fairfield^ (Event Live+) | W, 60-58 |
| N27 | vs. Towson^ (Event Live+) | L, 60-70 |
| D2 | KENNESAW STATE (ESPN+) | 7 p.m. |
| D6 | MIDDLE GEORGIA (ESPN+) | 11 a.m. |
| D10 | at FGCU (ESPN+) | 7 p.m. |
| D17 | MOREHEAD STATE (ESPN+) | 2 p.m. |
| D21 | at Troy | 7 p.m. |
| D28 | *at Samford (ESPN) | 7 p.m. |
| D31 | * CHATTANOOGA (ESPN+) | 2 p.m. |
| J4 | * WOFFORD (ESPN+) | 7 p.m. |
| J7 | *at Western Carolina (ESPN+) | 4 p.m. |
| J11 | * FURMAN (ESPN+) | 7 p.m. |
| J14 | *at ETSU (ESPN+) | 4 p.m. |
| J19 | *at VMI (ESPN+) | 7 p.m. |
| J21 | *at UNCG (ESPN+) | 4 p.m. |
| J25 | * ETSU (ESPN+) | 7 p.m. |
| J28 | *at The Citadel (ESPN+) | 1 p.m. |
| F2 | * UNCG (ESPN+) | 7 p.m. |
| F4 | * VMI (ESPN+) | 2 p.m. |
| F8 | * SAMFORD (ESPN+) | 7 p.m. |
| F11 | *at Chattanooga (CBS Sports Network) | 3:30 p.m. |
| F15 | *at Wofford (ESPN+) | 7 p.m. |
| F18 | * WESTERN CAROLINA (ESPN+) | 2 p.m. |
| F22 | *at Furman (ESPN+) | 7 p.m. |
| F25 | * THE CITADEL (ESPN+) | TBA |
| M3-6 | at Ingles SoCon Championship (Asheville, N.C.) | |


^ - Hostilo Hoops Community Classic (Savannah, Ga.)



UNCG
(3-5, 0-0 SoCon)

| | | |
|------|--|-----------------|
| N7 | JOHNSON & WALES^ (ESPN+) | W, 93-60 |
| N11 | at Miami (Fla.) (ACC Network Extra) | L, 65-79 |
| N17 | TOWSON (ESPN+) | L, 53-56 |
| N22 | UMBC (ESPN+) | W, 76-72 |
| N25 | vs. Montana State# (Event Live+) | W, 77-66 |
| N26 | vs. Hofstra# (Event Live+) | L, 53-65 |
| N27 | vs. Stephen F. Austin# (Event Live+) | L, 58-75 |
| N30 | at North Carolina A&T (FloHoops) | L, 56-73 |
| D3 | at Elon (FloHoops) | 4 p.m. |
| D6 | at Arkansas (SEC Network) | 7 p.m. |
| D13 | MARSHALL (ESPN+) | 7 p.m. |
| D18 | WARREN WILSON^ (ESPN+) | 3 p.m. |
| D22 | at Eastern Kentucky (ESPN+) | 2 p.m. |
| D29 | *at Western Carolina (ESPN+) | 2 p.m. |
| D31 | *at Wofford (ESPN+) | 2 p.m. |
| J4 | * CHATTANOOGA (ESPN+) | 7 p.m. |
| J7 | * SAMFORD (ESPN+) | 4 p.m. |
| J11 | *at VMI (ESPN+) | 7 p.m. |
| J14 | *at Furman (ESPN+) | 4 p.m. |
| J19 | * THE CITADEL (ESPN+) | 7 p.m. |
| J21 | * MERCER (ESPN+) | 4 p.m. |
| J25 | * VMI (ESPN+) | 7 p.m. |
| J29 | * FURMAN (ESPN+) | 3 p.m. |
| F2 | *at Mercer (ESPN+) | 7 p.m. |
| F4 | *at The Citadel (ESPN+) | 1 p.m. |
| F7 | * ETSU (ESPN) | 7 p.m. |
| F12 | * WOFFORD (ESPN+) | 3 p.m. |
| F15 | *at Samford (ESPN+) | 7:30 p.m. |
| F18 | *at Chattanooga (CBS Sports Network) | 12 p.m. |
| F22 | * WESTERN CAROLINA (ESPN+) | 7 p.m. |
| F25 | *at ETSU (ESPN+) | 4 p.m. |
| M3-6 | at Ingles SoCon Championship (Asheville, N.C.) | |


^ - Fleming Gymnasium
- Northern Classic (Laval, Quebec, Canada)



Samford
(6-3, 0-0 SoCon)


| | | |
|------|--|---------------------|
| N7 | ANDERSON (ESPN+) | W, 109-85 |
| N10 | SPRING HILL (ESPN+) | W, 80-61 |
| N12 | BELHAVEN (ESPN+) | W, 90-38 |
| N17 | at Alabama A&M^ (YouTube) | W, 84-64 |
| N20 | TEXAS SOUTHERN (ESPN+) | W, 78-63 |
| N23 | VALPARAISO (ESPN+) | W, 79-49 |
| N25 | LOUISIANA TECH^ (ESPN+) | L, 76-79 |
| N27 | TENNESSEE SOUTHERN^ (ESPN+) | L, 82-84 |
| N30 | at DePaul (FS2) | L, 98-103 (OT) |
| D4 | at UCF (ESPN+) | 1 p.m. CT |
| D10 | at Louisiana | 7 p.m. CT |
| D17 | at South Carolina State | 3 p.m. CT |
| D21 | at Belmont | 6:30 p.m. CT |
| D28 | * MERCER (ESPN) | 6 p.m. CT |
| D31 | *at The Citadel (ESPN+) | 12 p.m. CT |
| J4 | * VMI (ESPN+) | 6:30 p.m. CT |
| J7 | *at UNCG (ESPN+) | 3 p.m. CT |
| J11 | * WOFFORD (ESPN+) | 7 p.m. CT |
| J14 | * CHATTANOOGA (ESPN) | 5 p.m. CT |
| J18 | *at ETSU (ESPN+) | 6 p.m. CT |
| J21 | * WESTERN CAROLINA (ESPN+) | 5 p.m. CT |
| J25 | *at Furman (ESPN+) | 6 p.m. CT |
| J28 | *at Wofford (CBS Sports Network) | 1 p.m. CT |
| F1 | *at Western Carolina (ESPN+) | 6 p.m. CT |
| F4 | * ETSU (ESPN+) | 2 p.m. CT |
| F8 | *at Mercer (ESPN+) | 6 p.m. CT |
| F11 | * THE CITADEL (ESPN+) | 2 p.m. CT |
| F15 | * UNCG (ESPN+) | 6:30 p.m. CT |
| F18 | *at VMI (ESPN+) | 12 p.m. CT |
| F22 | *at Chattanooga (ESPN+) | 6 p.m. CT |
| F25 | * FURMAN (ESPN+) | 2 p.m. CT |
| M3-6 | at Ingles SoCon Championship (Asheville, N.C.) | |

^ - Tennessee Southern MTE



Chattanooga
(4-3, 0-0 SoCon)


| | | |
|------|--|------------------|
| N7 | at College of Charleston (FloHoops) | L, 78-85 |
| N10 | OAKLAND CITY (ESPN+) | W, 93-49 |
| N15 | at Ole Miss (SEC Network+) | L, 58-70 |
| N19 | COVENANT (ESPN+) | W, 108-55 |
| N23 | LIPSCOMB (ESPN+) | L, 66-72 |
| N26 | MURRAY STATE (ESPN+) | W, 69-66 |
| N30 | at Tennessee Tech (ESPN+) | W, 81-74 |
| D3 | at Gardner-Webb (ESPN+) | 12 p.m. |
| D6 | MILWAUKEE (ESPN+) | 7 p.m. |
| D10 | JOHNSON UNIVERSITY (ESPN+) | 12 p.m. |
| D15 | at Middle Tennessee | 7 p.m. |
| D18 | BELMONT (ESPN+) | 2 p.m. |
| D21 | at Georgia (SEC Network Plus) | 3 p.m. |
| D29 | *at The Citadel (ESPN+) | 7 p.m. |
| D31 | *at Mercer (ESPN+) | 2 p.m. |
| J4 | *at UNCG (ESPN+) | 7 p.m. |
| J7 | * VMI (ESPN+) | 2 p.m. |
| J11 | * WESTERN CAROLINA (ESPN+) | 7 p.m. |
| J14 | *at Samford (ESPN+) | 6 p.m. |
| J18 | * FURMAN (ESPN+) | 7 p.m. |
| J21 | * ETSU (ESPN+) | 3 p.m. |
| J25 | * WOFFORD (ESPN+) | 7 p.m. |
| J28 | *at ETSU (ESPN+) | 4 p.m. |
| F1 | *at Furman (ESPN+) | 7 p.m. |
| F4 | *at Western Carolina (ESPN+) | 2 p.m. |
| F8 | * THE CITADEL (ESPN+) | 7 p.m. |
| F11 | * MERCER (CBS Sports Network) | 3:30 p.m. |
| F15 | *at VMI (ESPN+) | 7 p.m. |
| F18 | * UNCG (CBS Sports Network) | 12 p.m. |
| F22 | * SAMFORD (ESPN+) | 7 p.m. |
| F25 | *at Wofford (ESPN+) | TBA |
| M3-6 | at Ingles SoCon Championship (Asheville, N.C.) | |



VMI
(2-6, 0-0 SoCon)

| | | |
|------|--|------------------|
| N7 | at Richmond (MASN2/ESPN+) | L, 48-69 |
| N10 | PENN STATE NEW KENSINGTON (ESPN+) | W, 100-58 |
| N13 | at Davidson (ESPN+) | L, 71-75 |
| N18 | at Longwood^ (ESPN+) | L, 58-90 |
| N19 | vs. SIUE^ (ESPN+) | L, 67-93 |
| N20 | vs. Farleigh Dickinson^ (ESPN+) | L, 89-93 |
| N26 | REGENT (ESPN+) | W, 108-58 |
| N29 | at Presbyterian (ESPN+) | L, 57-72 |
| D3 | NAVY (ESPN+) | 1 p.m. |
| D7 | CARLOW (ESPN+) | 7 p.m. |
| D10 | RADFORD (ESPN+) | 1 p.m. |
| D13 | at American (ESPN+) | 6 p.m. |
| D22 | at Fordham | 12 p.m. |
| D29 | *at Furman (ESPN+) | 7 p.m. |
| D31 | * ETSU (ESPN+) | 1 p.m. |
| J4 | *at Samford (ESPN+) | 7:30 p.m. |
| J7 | *at Chattanooga (ESPN+) | 2 p.m. |
| J11 | * UNCG (ESPN+) | 7 p.m. |
| J14 | *at Wofford (ESPN+) | 1 p.m. |
| J19 | * MERCER (ESPN+) | 7 p.m. |
| J21 | * THE CITADEL (ESPN+) | 1 p.m. |
| J25 | *at UNCG (ESPN+) | 7 p.m. |
| J28 | * WESTERN CAROLINA (ESPN+) | 1 p.m. |
| F2 | *at The Citadel (ESPN+) | 7 p.m. |
| F4 | *at Mercer (ESPN+) | 2 p.m. |
| F8 | * FURMAN (ESPN+) | 7 p.m. |
| F10 | *at ETSU (ESPN+) | 7 p.m. |
| F15 | * CHATTANOOGA (ESPN+) | 7 p.m. |
| F18 | * SAMFORD (ESPN+) | 1 p.m. |
| F22 | * WOFFORD (ESPN+) | 7 p.m. |
| F25 | *at Western Carolina (ESPN+) | 4 p.m. |
| M3-6 | at Ingles SoCon Championship (Asheville, N.C.) | |


^ - JK54 Classic (Farmville, Va.)



Western Carolina
(4-4, 0-0 SoCon)

| | | |
|------|--|------------------|
| N7 | at Georgia (SEC Network Plus) | L, 55-68 |
| N10 | at Maryland (Big Ten Network Plus) | L, 51-71 |
| N13 | BRESCIA (ESPN+) | W, 112-45 |
| N18 | at McNeese^ (ESPN+) | W, 88-69 |
| N19 | vs. Lamar^ | W, 98-91 (OT) |
| N20 | vs. Lindenwood^ | W, 90-88 (OT) |
| N26 | at UNC Asheville (ESPN+) | L, 61-73 |
| N30 | GARDNER-WEBB (ESPN+) | L, 55-71 |
| D3 | USC UPSTATE (ESPN+) | 5:30 p.m. |
| D7 | at Davidson (ESPN+) | 7 p.m. |
| D10 | BREVARD (ESPN+) | 4 p.m. |
| D17 | at Tennessee Tech | 4 p.m. |
| D20 | TOCCOA FALLS (ESPN+) | 2 p.m. |
| D29 | * UNCG (ESPN+) | 2 p.m. |
| D31 | * FURMAN (ESPN+) | 4 p.m. |
| J4 | *at ETSU (ESPN+) | 7 p.m. |
| J7 | * MERCER (ESPN+) | 4 p.m. |
| J11 | *at Chattanooga (ESPN+) | 7 p.m. |
| J14 | *at The Citadel (ESPN+) | 1 p.m. |
| J18 | * WOFFORD (ESPN+) | 7 p.m. |
| J21 | *at Samford (ESPN+) | 6 p.m. |
| J25 | * THE CITADEL (ESPN+) | 7 p.m. |
| J28 | *at VMI (ESPN+) | 1 p.m. |
| F1 | * SAMFORD (ESPN+) | 7 p.m. |
| F4 | * CHATTANOOGA (ESPN+) | 2 p.m. |
| F8 | *at Wofford (ESPN+) | 7 p.m. |
| F11 | *at Furman (ESPN+) | 2 p.m. |
| F15 | * ETSU (ESPN+) | 7 p.m. |
| F18 | *at Mercer (ESPN+) | 2 p.m. |
| F22 | *at UNCG (ESPN+) | 7 p.m. |
| F25 | * VMI (ESPN+) | 4 p.m. |
| M3-6 | at Ingles SoCon Championship (Asheville, N.C.) | |

^ - McNeese MTE (Lake Charles, La.)



Wofford
(5-3, 0-0 SoCon)

| | | |
|------|--|------------------|
| N7 | BOB JONES (ESPN+) | W, 120-48 |
| N12 | at High Point (ESPN+) | L, 80-91 |
| N14 | at Drake (Mediacom MC22/ESPN+) | L, 72-80 |
| N18 | GARDNER-WEBB^ (ESPN+) | W, 60-58 |
| N20 | NORTH CAROLINA A&T^ (ESPN+) | W, 78-64 |
| N23 | NORTH GREENVILLE (ESPN+) | W, 70-59 |
| N27 | at LSU (ESPN+/SEC Network Plus) | L, 75-78 |
| D1 | PRESBYTERIAN (ESPN+) | W, 76-63 |
| D3 | at Vanderbilt (SEC Network Plus) | 5 p.m. |
| D6 | COASTAL CAROLINA (ESPN+) | 7:30 p.m. |
| D10 | at Georgia Southern (ESPN+) | 3 p.m. |
| D17 | MONTREAT (ESPN+) | 2 p.m. |
| D20 | at Texas A&M (SEC Network Plus) | 2 p.m. |
| D29 | * ETSU (ESPN+) | 7 p.m. |
| D31 | * UNCG (ESPN+) | 2 p.m. |
| J4 | *at Mercer (ESPN+) | 7 p.m. |
| J7 | * THE CITADEL (ESPN+) | 7 p.m. |
| J11 | *at Samford (ESPN+) | 8 p.m. |
| J14 | * VMI (ESPN+) | 7 p.m. |
| J18 | *at Western Carolina (ESPN+) | 7 p.m. |
| J22 | * FURMAN (ESPN+) | 4 p.m. |
| J25 | *at Chattanooga (ESPN+) | 7 p.m. |
| J28 | * SAMFORD (CBS Sports Network) | 2 p.m. |
| F1 | *at ETSU (ESPN+) | 7 p.m. |
| F4 | *at Furman (CBS Sports Network) | 6 p.m. |
| F8 | * WESTERN CAROLINA (ESPN+) | 7 p.m. |
| F12 | *at UNCG (ESPN+) | 3 p.m. |
| F15 | * MERCER (ESPN+) | 7 p.m. |
| F18 | *at The Citadel (ESPN+) | 1 p.m. |
| F22 | *at VMI (ESPN+) | 7 p.m. |
| F25 | * CHATTANOOGA (ESPN+) | TBA |
| M3-6 | at Ingles SoCon Championship (Asheville, N.C.) | |

^ - Battle of the Carolinas
& - Bon Secours Wellness Arena

Southern Conference men's basketball media relations information

| | | |
|--|--|--|
| <p>The Citadel (CitadelSports.com) John Brush (jbrush@citadel.edu) Phone: 843-953-6795</p> <p>ETSU (ETSUBucs.com) Kevin Brown (brownk@etsu.edu) Phone: 423-439-5263</p> <p>Furman (FurmanPaladins.com) Jordan Caskey (jordan.caskey@furman.edu) Phone: 864-294-3065</p> <p>Mercer (MercerBears.com) Amanda Cover (cover_al@mercer.edu) Phone: 478-301-5218</p> <p>UNCG (UNCGSpartans.com) Denise Archetto (d_archetto@uncg.edu) Phone: 770-598-2901</p> <p>Samford (SamfordSports.com) Jacob Horton (jhorton8@samford.edu) Phone: 205-726-4217</p> | <p>Chattanooga (GoMocs.com) Corey Belonzi (corey-belonzi@utc.edu) Phone: 423-425-2116</p> <p>VMI (VMIKeydets.com) Daniel Whitehead (whiteheadk@vmi.edu) Phone: 540-464-7514</p> <p>Western Carolina (CatamountSports.com) Steven Grandy (sgrandy@email.wcu.edu) Phone: 828-227-2655</p> <p>Wofford (WoffordTerriers.com) Brent Williamson (williamsondb@wofford.edu) Phone: 864-597-4093</p> <p>Southern Conference (SoConSports.com) Phil Perry (pperry@socon.org) Phone: 864-591-5100 // Cell: 864-525-5174</p> | |
|--|--|--|

2022-23 Southern Conference
CONFERENCE BASKETBALL STATISTICS
Through games of Dec 1, 2022 (All games)

| SCORING OFFENSE | G | W-L | Pts | Avg/G |
|---------------------|---|-----|-----|-------|
| 1. Samford | 9 | 6-3 | 776 | 86.2 |
| 2. Furman | 7 | 5-2 | 571 | 81.6 |
| 3. Chattanooga | 7 | 4-3 | 553 | 79.0 |
| 4. Wofford | 8 | 5-3 | 631 | 78.9 |
| 5. Mercer | 8 | 4-4 | 617 | 77.1 |
| 6. Western Carolina | 8 | 4-4 | 610 | 76.2 |
| 7. VMI | 8 | 2-6 | 598 | 74.8 |
| 8. ETSU | 8 | 4-4 | 589 | 73.6 |
| 9. The Citadel | 8 | 5-3 | 583 | 72.9 |
| 10. UNCG | 8 | 3-5 | 531 | 66.4 |

| SCORING DEFENSE | G | Pts | Avg/G |
|---------------------|---|-----|-------|
| 1. Chattanooga | 7 | 471 | 67.3 |
| 2. Wofford | 8 | 541 | 67.6 |
| 3. UNCG | 8 | 546 | 68.2 |
| 4. Furman | 7 | 479 | 68.4 |
| 5. ETSU | 8 | 548 | 68.5 |
| 6. Samford | 9 | 626 | 69.6 |
| 7. The Citadel | 8 | 558 | 69.8 |
| 8. Mercer | 8 | 569 | 71.1 |
| 9. Western Carolina | 8 | 576 | 72.0 |
| 10. VMI | 8 | 608 | 76.0 |

| SCORING MARGIN | G | Offense | Defense | Margin |
|---------------------|---|---------|---------|--------|
| 1. Samford | 9 | 86.2 | 69.6 | +16.7 |
| 2. Furman | 7 | 81.6 | 68.4 | +13.1 |
| 3. Chattanooga | 7 | 79.0 | 67.3 | +11.7 |
| 4. Wofford | 8 | 78.9 | 67.6 | +11.2 |
| 5. Mercer | 8 | 77.1 | 71.1 | +6.0 |
| 6. ETSU | 8 | 73.6 | 68.5 | +5.1 |
| 7. Western Carolina | 8 | 76.2 | 72.0 | +4.2 |
| 8. The Citadel | 8 | 72.9 | 69.8 | +3.1 |
| 9. VMI | 8 | 74.8 | 76.0 | -1.2 |
| 10. UNCG | 8 | 66.4 | 68.2 | -1.9 |

| FREE THROW PCT | G | FTM | FTA | Pct. |
|---------------------|---|-----|-----|------|
| 1. The Citadel | 8 | 109 | 134 | .813 |
| 2. Wofford | 8 | 116 | 150 | .773 |
| 3. VMI | 8 | 87 | 113 | .770 |
| 4. Furman | 7 | 69 | 93 | .742 |
| 5. Western Carolina | 8 | 117 | 158 | .741 |
| 6. UNCG | 8 | 114 | 155 | .735 |
| 7. Samford | 9 | 182 | 248 | .734 |
| 8. Chattanooga | 7 | 76 | 104 | .731 |
| 9. Mercer | 8 | 109 | 155 | .703 |
| 10. ETSU | 8 | 104 | 157 | .662 |

| FIELD GOAL PERCENTAGE | G | FGM | FGA | Pct. |
|-----------------------|---|-----|-----|------|
| 1. Furman | 7 | 218 | 437 | .499 |
| 2. Wofford | 8 | 223 | 460 | .485 |
| 3. Chattanooga | 7 | 197 | 411 | .479 |
| 4. Mercer | 8 | 225 | 470 | .479 |
| 5. Samford | 9 | 259 | 566 | .458 |
| 6. ETSU | 8 | 218 | 477 | .457 |
| 7. The Citadel | 8 | 205 | 468 | .438 |
| 8. VMI | 8 | 213 | 491 | .434 |
| 9. Western Carolina | 8 | 204 | 484 | .421 |
| 10. UNCG | 8 | 180 | 450 | .400 |

| FIELD GOAL PCT DEFENSE | G | FGM | FGA | Pct. |
|------------------------|---|-----|-----|------|
| 1. The Citadel | 8 | 195 | 488 | .400 |
| 2. Samford | 9 | 210 | 516 | .407 |
| 3. Chattanooga | 7 | 178 | 434 | .410 |
| 4. UNCG | 8 | 191 | 451 | .424 |
| 5. Mercer | 8 | 202 | 473 | .427 |
| 6. ETSU | 8 | 207 | 464 | .446 |
| 7. Wofford | 8 | 206 | 460 | .448 |
| 8. VMI | 8 | 218 | 482 | .452 |
| 9. Western Carolina | 8 | 220 | 485 | .454 |
| 10. Furman | 7 | 183 | 402 | .455 |

| 3-POINT FG PCT | G | 3FGM | 3FGA | Pct. |
|---------------------|---|------|------|------|
| 1. Chattanooga | 7 | 83 | 211 | .393 |
| 2. Mercer | 8 | 58 | 152 | .382 |
| 3. VMI | 8 | 85 | 228 | .373 |
| 4. Western Carolina | 8 | 85 | 231 | .368 |
| 5. Wofford | 8 | 69 | 191 | .361 |
| 6. Furman | 7 | 66 | 186 | .355 |
| 7. The Citadel | 8 | 64 | 194 | .330 |
| 8. Samford | 9 | 76 | 239 | .318 |
| 9. UNCG | 8 | 57 | 186 | .306 |
| 10. ETSU | 8 | 49 | 166 | .295 |

| 3-POINT FG PCT DEFENSE | G | 3FGM | 3FGA | Pct. |
|------------------------|---|------|------|------|
| 1. Western Carolina | 8 | 29 | 111 | .261 |
| 2. ETSU | 8 | 59 | 195 | .303 |
| 3. The Citadel | 8 | 62 | 197 | .315 |
| 4. Mercer | 8 | 47 | 148 | .318 |
| 5. VMI | 8 | 74 | 231 | .320 |
| 6. Chattanooga | 7 | 51 | 158 | .323 |
| 7. Wofford | 8 | 59 | 172 | .343 |
| 8. Furman | 7 | 58 | 159 | .365 |
| 9. UNCG | 8 | 67 | 182 | .368 |
| 10. Samford | 9 | 80 | 217 | .369 |

| REBOUNDING OFFENSE | G | Rebounds | Avg/G |
|---------------------|---|----------|-------|
| 1. Samford | 9 | 376 | 41.8 |
| 2. Chattanooga | 7 | 268 | 38.3 |
| 3. Western Carolina | 8 | 306 | 38.2 |
| 4. VMI | 8 | 303 | 37.9 |
| 5. ETSU | 8 | 302 | 37.8 |
| The Citadel | 8 | 302 | 37.8 |
| 7. Furman | 7 | 254 | 36.3 |
| 8. UNCG | 8 | 285 | 35.6 |
| 9. Mercer | 8 | 281 | 35.1 |
| 10. Wofford | 8 | 266 | 33.2 |

| REBOUNDING DEFENSE | G | Rebounds | Avg/G |
|---------------------|---|----------|-------|
| 1. Wofford | 8 | 208 | 26.0 |
| 2. Furman | 7 | 214 | 30.6 |
| 3. Chattanooga | 7 | 223 | 31.9 |
| 4. ETSU | 8 | 255 | 31.9 |
| 5. Mercer | 8 | 269 | 33.6 |
| VMI | 8 | 269 | 33.6 |
| 7. UNCG | 8 | 272 | 34.0 |
| 8. Samford | 9 | 311 | 34.6 |
| 9. Western Carolina | 8 | 293 | 36.6 |
| The Citadel | 8 | 293 | 36.6 |

2022-23 Southern Conference
CONFERENCE BASKETBALL STATISTICS
Through games of Dec 1, 2022 (All games)

| REBOUNDING MARGIN | | | | | |
|-------------------|---|------|------|------|-------------|
| | G | Team | Avg. | Opp. | Avg. Margin |
| 1. Wofford | 8 | 266 | 33.2 | 208 | 26.0 +7.2 |
| 2. Samford | 9 | 376 | 41.8 | 311 | 34.6 +7.2 |
| 3. Chattanooga | 7 | 268 | 38.3 | 223 | 31.9 +6.4 |
| 4. ETSU | 8 | 302 | 37.8 | 255 | 31.9 +5.9 |
| 5. Furman | 7 | 254 | 36.3 | 214 | 30.6 +5.7 |
| 6. VMI | 8 | 303 | 37.9 | 269 | 33.6 +4.2 |
| 7. UNCG | 8 | 285 | 35.6 | 272 | 34.0 +1.6 |
| Western Carolina | 8 | 306 | 38.2 | 293 | 36.6 +1.6 |
| 9. Mercer | 8 | 281 | 35.1 | 269 | 33.6 +1.5 |
| 10. The Citadel | 8 | 302 | 37.8 | 293 | 36.6 +1.1 |

| BLOCKED SHOTS | | | |
|---------------------|---|-----|-------|
| | G | No. | Avg/G |
| 1. Chattanooga | 7 | 24 | 3.4 |
| 2. Samford | 9 | 26 | 2.9 |
| 3. Western Carolina | 8 | 23 | 2.9 |
| 4. Furman | 7 | 20 | 2.9 |
| 5. The Citadel | 8 | 18 | 2.3 |
| UNCG | 8 | 18 | 2.3 |
| 7. ETSU | 8 | 17 | 2.1 |
| 8. Wofford | 8 | 16 | 2.0 |
| 9. Mercer | 8 | 15 | 1.9 |
| 10. VMI | 8 | 11 | 1.4 |

| ASSISTS | | | |
|---------------------|---|-----|-------|
| | G | No. | Avg/G |
| 1. Furman | 7 | 134 | 19.1 |
| 2. Chattanooga | 7 | 125 | 17.9 |
| 3. Mercer | 8 | 140 | 17.5 |
| 4. Western Carolina | 8 | 122 | 15.3 |
| 5. ETSU | 8 | 109 | 13.6 |
| 6. Wofford | 8 | 108 | 13.5 |
| 7. VMI | 8 | 105 | 13.1 |
| 8. Samford | 9 | 118 | 13.1 |
| 9. The Citadel | 8 | 104 | 13.0 |
| UNCG | 8 | 104 | 13.0 |

| STEALS | | | |
|---------------------|---|-----|-------|
| | G | No. | Avg/G |
| 1. Samford | 9 | 82 | 9.1 |
| 2. Furman | 7 | 61 | 8.7 |
| 3. ETSU | 8 | 58 | 7.3 |
| 4. Western Carolina | 8 | 51 | 6.4 |
| UNCG | 8 | 51 | 6.4 |
| 6. Mercer | 8 | 50 | 6.3 |
| Wofford | 8 | 50 | 6.3 |
| 8. VMI | 8 | 41 | 5.1 |
| 9. Chattanooga | 7 | 35 | 5.0 |
| 10. The Citadel | 8 | 37 | 4.6 |

| TURNOVER MARGIN | | | | | |
|---------------------|---|------|------|------|-------------|
| | G | Team | Avg. | Opp. | Avg. Margin |
| 1. Samford | 9 | 133 | 14.8 | 165 | 18.3 +3.6 |
| 2. Furman | 7 | 89 | 12.7 | 106 | 15.1 +2.4 |
| 3. Wofford | 8 | 85 | 10.6 | 93 | 11.6 +1.0 |
| 4. Mercer | 8 | 94 | 11.8 | 101 | 12.6 +0.9 |
| 5. UNCG | 8 | 112 | 14.0 | 117 | 14.6 +0.6 |
| 6. Western Carolina | 8 | 98 | 12.3 | 100 | 12.5 +0.2 |
| 7. ETSU | 8 | 123 | 15.4 | 122 | 15.3 -0.1 |
| 8. The Citadel | 8 | 103 | 12.9 | 91 | 11.4 -1.5 |
| 9. Chattanooga | 7 | 86 | 12.3 | 70 | 10.0 -2.3 |
| 10. VMI | 8 | 117 | 14.6 | 97 | 12.1 -2.5 |

| ASSIST/TURNOVER RATIO | | | | | |
|-----------------------|---|------|------|-----|------------|
| | G | Ast. | Avg. | T/O | Avg. Ratio |
| 1. Furman | 7 | 134 | 19.1 | 89 | 12.7 1.5 |
| 2. Mercer | 8 | 140 | 17.5 | 94 | 11.8 1.5 |
| 3. Chattanooga | 7 | 125 | 17.9 | 86 | 12.3 1.5 |
| 4. Wofford | 8 | 108 | 13.5 | 85 | 10.6 1.3 |
| 5. Western Carolina | 8 | 122 | 15.3 | 98 | 12.3 1.2 |
| 6. The Citadel | 8 | 104 | 13.0 | 103 | 12.9 1.0 |
| 7. UNCG | 8 | 104 | 13.0 | 112 | 14.0 0.9 |
| 8. VMI | 8 | 105 | 13.1 | 117 | 14.6 0.9 |
| 9. Samford | 9 | 118 | 13.1 | 133 | 14.8 0.9 |
| 10. ETSU | 8 | 109 | 13.6 | 123 | 15.4 0.9 |

| OFFENSIVE REBOUNDS | | | |
|---------------------|---|-----|-------|
| | G | No. | Avg/G |
| 1. Samford | 9 | 119 | 13.2 |
| 2. ETSU | 8 | 102 | 12.8 |
| 3. VMI | 8 | 97 | 12.1 |
| 4. UNCG | 8 | 92 | 11.5 |
| 5. Chattanooga | 7 | 71 | 10.1 |
| 6. Western Carolina | 8 | 81 | 10.1 |
| 7. Mercer | 8 | 80 | 10.0 |
| 8. Furman | 7 | 65 | 9.3 |
| 9. Wofford | 8 | 73 | 9.1 |
| 10. The Citadel | 8 | 72 | 9.0 |

| DEFENSIVE REBOUNDS | | | |
|---------------------|---|-----|-------|
| | G | No. | Avg/G |
| 1. The Citadel | 8 | 230 | 28.8 |
| 2. Samford | 9 | 257 | 28.6 |
| 3. Chattanooga | 7 | 197 | 28.1 |
| 4. Western Carolina | 8 | 225 | 28.1 |
| 5. Furman | 7 | 189 | 27.0 |
| 6. VMI | 8 | 206 | 25.8 |
| 7. Mercer | 8 | 201 | 25.1 |
| 8. ETSU | 8 | 200 | 25.0 |
| 9. UNCG | 8 | 193 | 24.1 |
| Wofford | 8 | 193 | 24.1 |

| DEFENSIVE REB PCT. | | | | |
|---------------------|---|-------|---------|--------|
| | G | D-Reb | Opp. OR | D-Reb% |
| 1. Furman | 7 | 189 | 49 | .794 |
| 2. Wofford | 8 | 193 | 56 | .775 |
| 3. Western Carolina | 8 | 225 | 75 | .750 |
| 4. Samford | 9 | 257 | 86 | .749 |
| 5. Chattanooga | 7 | 197 | 68 | .743 |
| 6. ETSU | 8 | 200 | 71 | .738 |
| 7. The Citadel | 8 | 230 | 87 | .726 |
| 8. VMI | 8 | 206 | 82 | .715 |
| 9. UNCG | 8 | 193 | 80 | .707 |
| 10. Mercer | 8 | 201 | 91 | .688 |

| OFFENSIVE REB PCT. | | | | |
|---------------------|---|-------|---------|--------|
| | G | O-Reb | Opp. DR | O-Reb% |
| 1. ETSU | 8 | 102 | 184 | .357 |
| 2. Samford | 9 | 119 | 225 | .346 |
| 3. VMI | 8 | 97 | 187 | .342 |
| 4. Wofford | 8 | 73 | 152 | .324 |
| 5. UNCG | 8 | 92 | 192 | .324 |
| 6. Chattanooga | 7 | 71 | 155 | .314 |
| 7. Mercer | 8 | 80 | 178 | .310 |
| 8. Furman | 7 | 65 | 165 | .283 |
| 9. Western Carolina | 8 | 81 | 218 | .271 |
| 10. The Citadel | 8 | 72 | 206 | .259 |

2022-23 Southern Conference
CONFERENCE BASKETBALL STATISTICS
Through games of Dec 1, 2022 (All games)

| 3-POINT FG MADE | G | No. | Avg/G |
|---------------------|---|-----|-------|
| 1. Chattanooga | 7 | 83 | 11.9 |
| 2. Western Carolina | 8 | 85 | 10.6 |
| VMI | 8 | 85 | 10.6 |
| 4. Furman | 7 | 66 | 9.4 |
| 5. Wofford | 8 | 69 | 8.6 |
| 6. Samford | 9 | 76 | 8.4 |
| 7. The Citadel | 8 | 64 | 8.0 |
| 8. Mercer | 8 | 58 | 7.3 |
| 9. UNCG | 8 | 57 | 7.1 |
| 10. ETSU | 8 | 49 | 6.1 |

2022-23 Southern Conference
CONFERENCE BASKETBALL STATISTICS
Through games of Dec 1, 2022 (All games)

| Team | Conference | Pct. | PF | PA | Overall | Pct. | PF | PA | Current unbeaten streak |
|------------------|------------|------|-----|-----|---------|------|------|------|-------------------------|
| Furman | 0-0 | .000 | 0.0 | 0.0 | 5-2 | .714 | 81.6 | 68.4 | Furman -- 3 |
| Samford | 0-0 | .000 | 0.0 | 0.0 | 6-3 | .667 | 86.2 | 69.6 | The Citadel -- 2 |
| Wofford | 0-0 | .000 | 0.0 | 0.0 | 5-3 | .625 | 78.9 | 67.6 | Chattanooga -- 2 |
| The Citadel | 0-0 | .000 | 0.0 | 0.0 | 5-3 | .625 | 72.9 | 69.8 | Wofford -- 1 |
| Chattanooga | 0-0 | .000 | 0.0 | 0.0 | 4-3 | .571 | 79.0 | 67.3 | ETSU -- 1 |
| Mercer | 0-0 | .000 | 0.0 | 0.0 | 4-4 | .500 | 77.1 | 71.1 | |
| Western Carolina | 0-0 | .000 | 0.0 | 0.0 | 4-4 | .500 | 76.2 | 72.0 | |
| ETSU | 0-0 | .000 | 0.0 | 0.0 | 4-4 | .500 | 73.6 | 68.5 | |
| UNCG | 0-0 | .000 | 0.0 | 0.0 | 3-5 | .375 | 66.4 | 68.2 | |
| VMI | 0-0 | .000 | 0.0 | 0.0 | 2-6 | .250 | 74.8 | 76.0 | |

| TEAM SUMMARIES | G | PF-PA | Avg score | Margin | FG-FGA | Pct. | 3FG-FGA | Pct. | FT-FTA | Pct. | RebF | RebA | Margin |
|------------------|---|---------|-----------|--------|---------|------|---------|------|---------|------|------|------|--------|
| Chattanooga | 7 | 553-471 | 79.0-67.3 | +11.7 | 197-411 | .479 | 83-211 | .393 | 76-104 | .731 | 268 | 223 | +6.4 |
| ETSU | 8 | 589-548 | 73.6-68.5 | +5.1 | 218-477 | .457 | 49-166 | .295 | 104-157 | .662 | 302 | 255 | +5.9 |
| Furman | 7 | 571-479 | 81.6-68.4 | +13.1 | 218-437 | .499 | 66-186 | .355 | 69-93 | .742 | 254 | 214 | +5.7 |
| Mercer | 8 | 617-569 | 77.1-71.1 | +6.0 | 225-470 | .479 | 58-152 | .382 | 109-155 | .703 | 281 | 269 | +1.5 |
| Samford | 9 | 776-626 | 86.2-69.6 | +16.7 | 259-566 | .458 | 76-239 | .318 | 182-248 | .734 | 376 | 311 | +7.2 |
| The Citadel | 8 | 583-558 | 72.9-69.8 | +3.1 | 205-468 | .438 | 64-194 | .330 | 109-134 | .813 | 302 | 293 | +1.1 |
| UNCG | 8 | 531-546 | 66.4-68.2 | -1.9 | 180-450 | .400 | 57-186 | .306 | 114-155 | .735 | 285 | 272 | +1.6 |
| VMI | 8 | 598-608 | 74.8-76.0 | -1.2 | 213-491 | .434 | 85-228 | .373 | 87-113 | .770 | 303 | 269 | +4.2 |
| Western Carolina | 8 | 610-576 | 76.2-72.0 | +4.3 | 204-484 | .421 | 85-231 | .368 | 117-158 | .741 | 306 | 293 | +1.6 |
| Wofford | 8 | 631-541 | 78.9-67.6 | +11.3 | 223-460 | .485 | 69-191 | .361 | 116-150 | .773 | 266 | 208 | +7.2 |

| ATTENDANCE | Home | Average | Away | Average | Neutral | Average | Total | Average |
|------------------|----------|---------|-----------|---------|---------|---------|-----------|---------|
| Chattanooga | 4-10916 | 2729 | 3-10316 | 3439 | 0-0 | 0 | 7-21232 | 3033 |
| ETSU | 4-11826 | 2956 | 2-7989 | 3994 | 2-1796 | 898 | 8-21611 | 2701 |
| Furman | 3-5636 | 1879 | 1-1976 | 1976 | 3-3651 | 1217 | 7-11263 | 1609 |
| Mercer | 2-1264 | 632 | 3-10671 | 3557 | 3-804 | 268 | 8-12739 | 1592 |
| Samford | 7-14295 | 2042 | 2-4142 | 2071 | 0-0 | 0 | 9-18437 | 2049 |
| The Citadel | 2-1636 | 818 | 4-14102 | 3526 | 2-467 | 234 | 8-16205 | 2026 |
| UNCG | 3-4531 | 1510 | 2-9535 | 4768 | 3-0 | 0 | 8-14066 | 1758 |
| VMI | 2-662 | 331 | 4-10652 | 2663 | 2-264 | 132 | 8-11578 | 1447 |
| Western Carolina | 2-3502 | 1751 | 4-21304 | 5326 | 2-390 | 195 | 8-25196 | 3150 |
| Wofford | 5-5052 | 1010 | 3-14722 | 4907 | 0-0 | 0 | 8-19774 | 2472 |
| Totals | 34-59320 | 1745 | 28-105409 | 3765 | 17-7372 | 434 | 79-172101 | 2178 |

2022-23 Southern Conference
INDIVIDUAL BASKETBALL STATISTICS
Through games of Dec 1, 2022 (All games)

To be ranked, a player must appear in at least 75.0% of their team's games.

| SCORING | | | | | | | | REBOUNDING | | | | | | | |
|------------------------------|----|---|----|-----|----|-----|-------|------------------------------|----|---|-----|-----|-------|-------|--|
| | Cl | G | FG | 3FG | FT | Pts | Avg/G | | Cl | G | Off | Def | Total | Avg/G | |
| 1. Jake Stephens-UTC | Sr | 7 | 50 | 15 | 27 | 142 | 20.3 | 1. Jake Stephens-UTC | Sr | 7 | 7 | 57 | 64 | 9.1 | |
| Mike Bothwell-FUR | Sr | 7 | 53 | 13 | 23 | 142 | 20.3 | 2. Tyzhaun Claude-WCU | Jr | 8 | 20 | 48 | 68 | 8.5 | |
| 3. Stephen Clark-CIT | Sr | 8 | 59 | 4 | 17 | 139 | 17.4 | 3. Keondre Kennedy-UNCG | Sr | 7 | 10 | 41 | 51 | 7.3 | |
| 4. Jackson Paveletzke-WOF | Fr | 8 | 40 | 10 | 41 | 131 | 16.4 | Jalen Slawson-FUR | Sr | 7 | 11 | 40 | 51 | 7.3 | |
| 5. Austin Ash-CIT | Sr | 8 | 43 | 28 | 16 | 130 | 16.3 | 5. Josh Taylor-ETSU | Jr | 8 | 22 | 35 | 57 | 7.1 | |
| 6. B.J. Mack-WOF | Sr | 8 | 50 | 10 | 17 | 127 | 15.9 | 6. David Craig-MER | Fr | 8 | 17 | 38 | 55 | 6.9 | |
| 7. Jalen Slawson-FUR | Sr | 7 | 46 | 5 | 14 | 111 | 15.9 | Stephen Clark-CIT | Sr | 8 | 12 | 43 | 55 | 6.9 | |
| 8. Keondre Kennedy-UNCG | Sr | 7 | 32 | 15 | 29 | 108 | 15.4 | 8. Taeshaud Jackson-VMI | Fr | 8 | 15 | 37 | 52 | 6.5 | |
| 9. Jalen Haynes-ETSU | So | 8 | 44 | 2 | 28 | 118 | 14.8 | 9. Jalen Haynes-ETSU | So | 8 | 22 | 29 | 51 | 6.4 | |
| 10. Tre Jackson-WCU | Jr | 7 | 33 | 26 | 11 | 103 | 14.7 | 10. Messiah Jones-WOF | Sr | 8 | 22 | 28 | 50 | 6.3 | |
| 11. Tyzhaun Claude-WCU | Jr | 8 | 42 | 0 | 33 | 117 | 14.6 | Vonterius Woolbright-WCU | Sr | 8 | 14 | 36 | 50 | 6.3 | |
| 12. Asher Woods-VMI | Fr | 8 | 40 | 9 | 27 | 116 | 14.5 | 12. Garrett Hien-FUR | Jr | 6 | 11 | 26 | 37 | 6.2 | |
| 13. Jordan King-ETSU | Sr | 8 | 40 | 16 | 17 | 113 | 14.1 | 13. Jermaine Marshall-SAM | Jr | 8 | 18 | 29 | 47 | 5.9 | |
| 14. Ques Glover-SAM | Jr | 8 | 41 | 6 | 22 | 110 | 13.8 | B.J. Mack-WOF | Sr | 8 | 10 | 37 | 47 | 5.9 | |
| 15. Jalyn McCreary-MER | So | 8 | 49 | 0 | 8 | 106 | 13.3 | 15. Logan Dye-SAM | Sr | 9 | 21 | 31 | 52 | 5.8 | |
| Kamar Robertson-MER | Sr | 8 | 33 | 17 | 23 | 106 | 13.3 | 16. Mohammed Abdulsalam-UNCG | Sr | 8 | 12 | 34 | 46 | 5.8 | |
| 17. Deanthony Tipler-ETSU | Sr | 7 | 31 | 17 | 13 | 92 | 13.1 | 17. Austin Ash-CIT | Sr | 8 | 1 | 41 | 42 | 5.3 | |
| 18. Sean Conway-VMI | Sr | 8 | 38 | 21 | 5 | 102 | 12.8 | 18. David Maynard-CIT | Sr | 7 | 7 | 29 | 36 | 5.1 | |
| 19. Tony Felder-VMI | Fr | 8 | 29 | 13 | 24 | 95 | 11.9 | 19. Sean Conway-VMI | Sr | 8 | 18 | 23 | 41 | 5.1 | |
| 20. Jermaine Marshall-SAM | Jr | 8 | 29 | 5 | 31 | 94 | 11.8 | 20. Bubba Parham-SAM | Sr | 9 | 13 | 33 | 46 | 5.1 | |
| 21. Logan Dye-SAM | Sr | 9 | 37 | 4 | 24 | 102 | 11.3 | | | | | | | | |
| 22. Keyshaun Langley-UNCG | Sr | 8 | 28 | 18 | 15 | 89 | 11.1 | | | | | | | | |
| 23. Jaden Campbell-SAM | Jr | 9 | 33 | 17 | 17 | 100 | 11.1 | | | | | | | | |
| 24. Shawn Walker Jr.-MER | Sr | 8 | 34 | 12 | 8 | 88 | 11.0 | | | | | | | | |
| 25. Jamal Johnson-UTC | Sr | 7 | 24 | 10 | 17 | 75 | 10.7 | | | | | | | | |
| 26. Marcus Foster-FUR | Jr | 7 | 26 | 10 | 12 | 74 | 10.6 | | | | | | | | |
| 27. Vonterius Woolbright-WCU | Sr | 8 | 29 | 2 | 24 | 84 | 10.5 | | | | | | | | |
| 28. Corey Tripp-WOF | So | 8 | 29 | 17 | 8 | 83 | 10.4 | | | | | | | | |
| Russell Jones Jr.-WCU | Jr | 8 | 25 | 16 | 17 | 83 | 10.4 | | | | | | | | |
| 30. Luis Hurtado-MER | Sr | 8 | 26 | 7 | 23 | 82 | 10.3 | | | | | | | | |
| Tyler Houser-VMI | Fr | 8 | 28 | 14 | 12 | 82 | 10.3 | | | | | | | | |

| FIELD GOAL PCT | | | | | | ASSISTS | | | | |
|----------------------------|----|---|-----|-----|------|-----------------------------|----|---|-----|-------|
| | Cl | G | FGM | FGA | Pct. | | Cl | G | No. | Avg/G |
| 1. Achor Achor-SAM | So | 7 | 25 | 35 | .714 | 1. Luis Hurtado-MER | Sr | 8 | 46 | 5.8 |
| 2. Tyrese Hughey-FUR | So | 7 | 27 | 38 | .711 | 2. Allen Strothers-ETSU | Fr | 8 | 37 | 4.6 |
| 3. Jalen Haynes-ETSU | So | 8 | 44 | 69 | .638 | 3. Mike Bothwell-FUR | Sr | 7 | 30 | 4.3 |
| 4. Jalen Slawson-FUR | Sr | 7 | 46 | 74 | .622 | 4. Vonterius Woolbright-WCU | Sr | 8 | 34 | 4.3 |
| 5. Jackson Paveletzke-WOF | Fr | 8 | 40 | 68 | .588 | 5. Jalen Slawson-FUR | Sr | 7 | 28 | 4.0 |
| 6. Jake Stephens-UTC | Sr | 7 | 50 | 87 | .575 | 6. Jackson Paveletzke-WOF | Fr | 8 | 31 | 3.9 |
| 7. Mikeal Brown-Jones-UNCG | Jr | 8 | 32 | 56 | .571 | 7. Madison Durr-CIT | Fr | 8 | 30 | 3.8 |
| 8. David Craig-MER | Fr | 8 | 29 | 51 | .569 | 8. Tony Felder-VMI | Fr | 8 | 29 | 3.6 |
| 9. Garrett Hien-FUR | Jr | 6 | 21 | 37 | .568 | 9. Dante Treacy-UNCG | Sr | 8 | 28 | 3.5 |
| 10. Mike Bothwell-FUR | Sr | 7 | 53 | 96 | .552 | 10. Kobe Langley-UNCG | Sr | 8 | 27 | 3.4 |
| 11. Jalyn McCreary-MER | So | 8 | 49 | 89 | .551 | 11. Jake Stephens-UTC | Sr | 7 | 22 | 3.1 |
| 12. Stephen Clark-CIT | Sr | 8 | 59 | 110 | .536 | JP Pegues-FUR | So | 7 | 22 | 3.1 |
| 13. Jermaine Marshall-SAM | Jr | 8 | 29 | 55 | .527 | 13. Russell Jones Jr.-WCU | Jr | 8 | 25 | 3.1 |
| 14. Josh Taylor-ETSU | Jr | 8 | 27 | 53 | .509 | 14. Dalvin White-UTC | Sr | 7 | 21 | 3.0 |
| 15. Corey Tripp-WOF | So | 8 | 29 | 57 | .509 | 15. Asher Woods-VMI | Fr | 8 | 23 | 2.9 |
| | | | | | | Shawn Walker Jr.-MER | Sr | 8 | 23 | 2.9 |

2022-23 Southern Conference
INDIVIDUAL BASKETBALL STATISTICS
Through games of Dec 1, 2022 (All games)

| FREE THROW PCT | | | | | |
|---------------------------|----|---|-----|-----|------|
| | Cl | G | FTM | FTA | Pct. |
| 1. Austin Ash-CIT | Sr | 8 | 16 | 17 | .941 |
| 2. Mike Bothwell-FUR | Sr | 7 | 23 | 25 | .920 |
| 3. Asher Woods-VMI | Fr | 8 | 27 | 30 | .900 |
| 4. Elijah Morgan-CIT | Jr | 8 | 17 | 19 | .895 |
| 5. Jackson Paveletzke-WOF | Fr | 8 | 41 | 46 | .891 |
| 6. Jermaine Marshall-SAM | Jr | 8 | 31 | 35 | .886 |
| 7. Keondre Kennedy-UNCG | Sr | 7 | 29 | 33 | .879 |
| 8. Jake Stephens-UTC | Sr | 7 | 27 | 32 | .844 |
| 9. Madison Durr-CIT | Fr | 8 | 20 | 24 | .833 |
| 10. Jamal Johnson-UTC | Sr | 7 | 17 | 21 | .810 |
| B.J. Mack-WOF | Sr | 8 | 17 | 21 | .810 |
| 12. Ques Glover-SAM | Jr | 8 | 22 | 28 | .786 |
| 13. Tony Felder-VMI | Fr | 8 | 24 | 31 | .774 |
| Bubba Parham-SAM | Sr | 9 | 24 | 31 | .774 |
| 15. Kamar Robertson-MER | Sr | 8 | 23 | 30 | .767 |

| STEALS | | | | |
|---------------------------|----|---|-----|-------|
| | Cl | G | No. | Avg/G |
| 1. A.J. Staton-McCray-SAM | So | 9 | 22 | 2.4 |
| 2. Jalen Slawson-FUR | Sr | 7 | 16 | 2.3 |
| 3. Kobe Langley-UNCG | Sr | 8 | 17 | 2.1 |
| Russell Jones Jr.-WCU | Jr | 8 | 17 | 2.1 |
| 5. Kamar Robertson-MER | Sr | 8 | 14 | 1.8 |
| 6. Tre Jackson-WCU | Jr | 7 | 12 | 1.7 |
| 7. Corey Tripp-WOF | So | 8 | 13 | 1.6 |
| 8. Elijah Morgan-CIT | Jr | 8 | 12 | 1.5 |
| Jordan King-ETSU | Sr | 8 | 12 | 1.5 |
| 10. Ques Glover-SAM | Jr | 8 | 11 | 1.4 |
| 11. Deanthony Tipler-ETSU | Sr | 7 | 9 | 1.3 |
| Jah Quinones-MER | Fr | 7 | 9 | 1.3 |
| Marcus Foster-FUR | Jr | 7 | 9 | 1.3 |
| 14. Allen Strothers-ETSU | Fr | 8 | 10 | 1.3 |
| Austin Ash-CIT | Sr | 8 | 10 | 1.3 |

| 3-POINT FG PCT | | | | | |
|---------------------------|----|---|-----|-----|------|
| | Cl | G | 3FG | FGA | Pct. |
| 1. Jamaal Walker-UTC | So | 6 | 7 | 8 | .875 |
| 2. Garrett Hien-FUR | Jr | 6 | 6 | 10 | .600 |
| 3. Dalvin White-UTC | Sr | 7 | 16 | 30 | .533 |
| Brody Robinson-UTC | Fr | 7 | 8 | 15 | .533 |
| 5. Jackson Paveletzke-WOF | Fr | 8 | 10 | 19 | .526 |
| 6. Corey Tripp-WOF | So | 8 | 17 | 33 | .515 |
| 7. Jake Stephens-UTC | Sr | 7 | 15 | 30 | .500 |
| Tyrese Hughey-FUR | So | 7 | 7 | 14 | .500 |
| 9. Devin Butler-VMI | Jr | 8 | 20 | 41 | .488 |
| 10. Kamar Robertson-MER | Sr | 8 | 17 | 35 | .486 |
| 11. Tre Jackson-WCU | Jr | 7 | 26 | 55 | .473 |
| 12. Elijah Morgan-CIT | Jr | 8 | 14 | 30 | .467 |
| 13. Sean Conway-VMI | Sr | 8 | 21 | 47 | .447 |
| 14. Tyler Houser-VMI | Fr | 8 | 14 | 32 | .438 |
| 15. Shawn Walker Jr.-MER | Sr | 8 | 12 | 28 | .429 |

| 3-POINT FG MADE | | | | |
|--------------------------|----|---|-----|-------|
| | Cl | G | 3FG | Avg/G |
| 1. Tre Jackson-WCU | Jr | 7 | 26 | 3.7 |
| 2. Austin Ash-CIT | Sr | 8 | 28 | 3.5 |
| 3. Sean Conway-VMI | Sr | 8 | 21 | 2.6 |
| 4. Devin Butler-VMI | Jr | 8 | 20 | 2.5 |
| 5. Deanthony Tipler-ETSU | Sr | 7 | 17 | 2.4 |
| 6. Dalvin White-UTC | Sr | 7 | 16 | 2.3 |
| 7. Keyshaun Langley-UNCG | Sr | 8 | 18 | 2.3 |
| 8. Jake Stephens-UTC | Sr | 7 | 15 | 2.1 |
| Keondre Kennedy-UNCG | Sr | 7 | 15 | 2.1 |
| 10. Corey Tripp-WOF | So | 8 | 17 | 2.1 |
| Kamar Robertson-MER | Sr | 8 | 17 | 2.1 |
| Bernard Pelote-WCU | So | 8 | 17 | 2.1 |
| 13. Jordan King-ETSU | Sr | 8 | 16 | 2.0 |
| Russell Jones Jr.-WCU | Jr | 8 | 16 | 2.0 |
| 15. Jaden Campbell-SAM | Jr | 9 | 17 | 1.9 |

| BLOCKED SHOTS | | | | |
|--------------------------|----|---|-----|-------|
| | Cl | G | No. | Avg/G |
| 1. Stephen Clark-CIT | Sr | 8 | 13 | 1.6 |
| 2. Jake Stephens-UTC | Sr | 7 | 9 | 1.3 |
| Achor Achor-SAM | So | 7 | 9 | 1.3 |
| 4. Tyler Harris-WCU | Sr | 8 | 8 | 1.0 |
| Jalen Slawson-FUR | Sr | 7 | 7 | 1.0 |
| 6. Sam Alexis-UTC | Fr | 7 | 6 | 0.9 |
| 7. Bas Leyte-UNCG | Sr | 8 | 6 | 0.8 |
| Tyzhaun Claude-WCU | Jr | 8 | 6 | 0.8 |
| 9. Logan Dye-SAM | Sr | 9 | 6 | 0.7 |
| 10. Josh Taylor-ETSU | Jr | 8 | 5 | 0.6 |
| Messiah Jones-WOF | Sr | 8 | 5 | 0.6 |
| B.J. Mack-WOF | Sr | 8 | 5 | 0.6 |
| 13. Keondre Kennedy-UNCG | Sr | 7 | 4 | 0.6 |
| 14. Jalen Haynes-ETSU | So | 8 | 4 | 0.5 |
| David Craig-MER | Fr | 8 | 4 | 0.5 |
| Garrett Hien-FUR | Jr | 6 | 3 | 0.5 |

| ASSIST/TURNOVER RATIO | | | | | |
|-----------------------------|----|---|------|-----|-------|
| | Cl | G | Ast. | T/O | Ratio |
| 1. Dalvin White-UTC | Sr | 7 | 21 | 5 | 4.2 |
| 2. Mike Bothwell-FUR | Sr | 7 | 30 | 11 | 2.7 |
| 3. Madison Durr-CIT | Fr | 8 | 30 | 12 | 2.5 |
| 4. Luis Hurtado-MER | Sr | 8 | 46 | 21 | 2.2 |
| 5. Russell Jones Jr.-WCU | Jr | 8 | 25 | 12 | 2.1 |
| 6. Kobe Langley-UNCG | Sr | 8 | 27 | 13 | 2.1 |
| 7. Jackson Paveletzke-WOF | Fr | 8 | 31 | 17 | 1.8 |
| 8. Vonterius Woolbright-WCU | Sr | 8 | 34 | 20 | 1.7 |
| 9. JP Pegues-FUR | So | 7 | 22 | 13 | 1.7 |
| 10. Allen Strothers-ETSU | Fr | 8 | 37 | 22 | 1.7 |
| 11. Tony Felder-VMI | Fr | 8 | 29 | 19 | 1.5 |
| 12. Dante Treacy-UNCG | Sr | 8 | 28 | 19 | 1.5 |
| 13. Jalen Slawson-FUR | Sr | 7 | 28 | 22 | 1.3 |
| 14. Jake Stephens-UTC | Sr | 7 | 22 | 20 | 1.1 |

2022-23 Southern Conference
INDIVIDUAL BASKETBALL STATISTICS
Through games of Dec 1, 2022 (All games)

| OFFENSIVE REBOUNDS | | | | |
|--------------------------|----|---|-----|-------|
| | Cl | G | No. | Avg/G |
| 1. Jalen Haynes-ETSU | So | 8 | 22 | 2.8 |
| Josh Taylor-ETSU | Jr | 8 | 22 | 2.8 |
| Messiah Jones-WOF | Sr | 8 | 22 | 2.8 |
| 4. Bas Leyte-UNCG | Sr | 8 | 20 | 2.5 |
| Tyzhaun Claude-WCU | Jr | 8 | 20 | 2.5 |
| 6. Logan Dye-SAM | Sr | 9 | 21 | 2.3 |
| 7. Jermaine Marshall-SAM | Jr | 8 | 18 | 2.3 |
| Sean Conway-VMI | Sr | 8 | 18 | 2.3 |
| 9. Jalyn McCreary-MER | So | 8 | 17 | 2.1 |
| David Craig-MER | Fr | 8 | 17 | 2.1 |
| 11. Kylel Filewich-WOF | Jr | 8 | 16 | 2.0 |
| Mikeal Brown-Jones-UNCG | Jr | 8 | 16 | 2.0 |
| Sam Alexis-UTC | Fr | 7 | 14 | 2.0 |
| 14. Taeshaud Jackson-VMI | Fr | 8 | 15 | 1.9 |
| 15. Achor Achor-SAM | So | 7 | 13 | 1.9 |

| DEFENSIVE REBOUNDS | | | | |
|------------------------------|----|---|-----|-------|
| | Cl | G | No. | Avg/G |
| 1. Jake Stephens-UTC | Sr | 7 | 57 | 8.1 |
| 2. Tyzhaun Claude-WCU | Jr | 8 | 48 | 6.0 |
| 3. Keondre Kennedy-UNCG | Sr | 7 | 41 | 5.9 |
| 4. Jalen Slawson-FUR | Sr | 7 | 40 | 5.7 |
| 5. Stephen Clark-CIT | Sr | 8 | 43 | 5.4 |
| 6. Austin Ash-CIT | Sr | 8 | 41 | 5.1 |
| 7. David Craig-MER | Fr | 8 | 38 | 4.8 |
| 8. B.J. Mack-WOF | Sr | 8 | 37 | 4.6 |
| Taeshaud Jackson-VMI | Fr | 8 | 37 | 4.6 |
| 10. Vonterius Woolbright-WCU | Sr | 8 | 36 | 4.5 |
| 11. Jordan King-ETSU | Sr | 8 | 35 | 4.4 |
| Josh Taylor-ETSU | Jr | 8 | 35 | 4.4 |
| 13. Garrett Hien-FUR | Jr | 6 | 26 | 4.3 |
| 14. Mohammed Abdulsalam-UNCG | Sr | 8 | 34 | 4.3 |
| 15. David Maynard-CIT | Sr | 7 | 29 | 4.1 |

| MINUTES PLAYED | | | | |
|------------------------------|----|---|-----|-------|
| | Cl | G | No. | Avg/G |
| 1. Austin Ash-CIT | Sr | 8 | 287 | 35.9 |
| 2. Tre Jackson-WCU | Jr | 7 | 245 | 35.0 |
| 3. Jordan King-ETSU | Sr | 8 | 270 | 33.8 |
| 4. Jackson Paveletzke-WOF | Fr | 8 | 266 | 33.2 |
| 5. Russell Jones Jr.-WCU | Jr | 8 | 262 | 32.8 |
| 6. Stephen Clark-CIT | Sr | 8 | 261 | 32.6 |
| 7. Luis Hurtado-MER | Sr | 8 | 260 | 32.5 |
| 8. Mike Bothwell-FUR | Sr | 7 | 226 | 32.3 |
| 9. Asher Woods-VMI | Fr | 8 | 253 | 31.6 |
| 10. Kamar Robertson-MER | Sr | 8 | 252 | 31.5 |
| 11. Keondre Kennedy-UNCG | Sr | 7 | 218 | 31.1 |
| 12. Jalen Slawson-FUR | Sr | 7 | 217 | 31.0 |
| 13. Allen Strothers-ETSU | Fr | 8 | 247 | 30.9 |
| 14. Corey Tripp-WOF | So | 8 | 246 | 30.8 |
| 15. Tyler Harris-WCU | Sr | 8 | 238 | 29.8 |
| 16. Shawn Walker Jr.-MER | Sr | 8 | 236 | 29.5 |
| 17. Jake Stephens-UTC | Sr | 7 | 206 | 29.4 |
| 18. Josh Taylor-ETSU | Jr | 8 | 232 | 29.0 |
| 19. Vonterius Woolbright-WCU | Sr | 8 | 230 | 28.8 |
| 20. A.J. Caldwell-UTC | Sr | 7 | 201 | 28.7 |
| David Maynard-CIT | Sr | 7 | 201 | 28.7 |
| 22. B.J. Mack-WOF | Sr | 8 | 228 | 28.5 |
| 23. Sean Conway-VMI | Sr | 8 | 227 | 28.4 |
| 24. Jamal Johnson-UTC | Sr | 7 | 198 | 28.3 |
| 25. JP Pegues-FUR | So | 7 | 195 | 27.9 |
| 26. Jalen Haynes-ETSU | So | 8 | 222 | 27.8 |
| 27. Dante Treacy-UNCG | Sr | 8 | 219 | 27.4 |
| 28. Keyshaun Langley-UNCG | Sr | 8 | 218 | 27.3 |
| 29. Marcus Foster-FUR | Jr | 7 | 189 | 27.0 |
| 30. Elijah Morgan-CIT | Jr | 8 | 211 | 26.4 |

2022-23 Southern Conference
Conference Team Highs
Through games of Dec 1, 2022 (All games)

TEAM HIGHS (highest totals made by)

| | | |
|-----------------------|---------------|--|
| Points | 120 | Wofford vs Bob Jones (11/07/22) |
| | 118 | Mercer vs Milligan (11/11/22) |
| Margin | 72 (120-48) | Wofford vs Bob Jones (11/07/22) |
| | 67 (112-45) | Western Carolina vs Brescia (11/13/22) |
| Field goals made | 49 | Wofford vs Bob Jones (11/07/22) |
| | 46 | Mercer vs Milligan (11/11/22) |
| Field goal attempts | 83 | The Citadel vs Morris (11/15/22) |
| | 80 | UNCG vs Johnson & Wales (11/07/22) |
| Field goal percentage | .661 (37-56) | VMI vs Regent (11/26/22) |
| | .653 (49-75) | Wofford vs Bob Jones (11/07/22) |
| 3-Pt FG made | 22 | Chattanooga vs Covenant (11/19/22) |
| | 19 | VMI vs Regent (11/26/22) |
| 3-Pt FG attempts | 43 | The Citadel vs Morris (11/15/22) |
| | 42 | Western Carolina vs Brescia (11/13/22) |
| 3-Pt percentage | .579 (11-19) | Furman vs Tusculum (11/25/22) |
| | .576 (19-33) | VMI vs Regent (11/26/22) |
| Free throws made | 27 | Samford at Alabama A&M (11/17/22) |
| | 26 | Samford vs Anderson (11/07/22) |
| Free throw attempts | 42 | ETSU vs Little Rock (11/17/22) |
| | 37 | Samford at Alabama A&M (11/17/22) |
| Free throw percentage | 1.000 (12-12) | The Citadel vs IUPUI (11/25/22) |
| | .938 (15-16) | Wofford vs Presbyterian (12/01/22) |
| Rebounds | 69 | The Citadel vs Morris (11/15/22) |
| | 64 | Western Carolina vs Brescia (11/13/22) |
| Assists | 31 | Mercer vs Milligan (11/11/22) |
| | 25 | Chattanooga vs Covenant (11/19/22) |
| Steals | 15 | Furman vs North Greenville (11/07/22) |
| | 14 | Samford vs Belhaven (11/12/22) |
| Blocked shots | 7 | Western Carolina vs Brescia (11/13/22) |
| | 6 | UNCG vs Johnson & Wales (11/07/22) |
| | 6 | Chattanooga vs Oakland City (11/10/22) |
| | 6 | Samford vs Louisiana Tech (11/25/22) |
| Turnovers | 24 | VMI vs SIUE (11/19/22) |
| | 23 | Samford vs Louisiana Tech (11/25/22) |
| Fouls | 27 | Chattanooga at Col. of Charleston (11/07/22) |
| | 26 | Mercer at Georgia State (11/15/22) |
| | 26 | Western Carolina at UNC Asheville (11/26/22) |

2022-23 Southern Conference
Conference Individual Highs
Through games of Dec 1, 2022 (All games)

INDIVIDUAL PLAYER GAME HIGHS

| | | | |
|-----------------------|-------|---------|---|
| Points | 27 | | Sam Alexis (Chattanooga) vs Covenant (11/19/22) |
| | 27 | | Jake Stephens (Chattanooga) vs Murray State (11/26/22) |
| | 27 | | Jake Stephens (Chattanooga) at Tennessee Tech (11/30/22) |
| Field goals made | 11 | | Stephen Clark (The Citadel) vs Presbyterian (11/10/22) |
| | 11 | | Jalyn McCreary (Mercer) vs Milligan (11/11/22) |
| | 11 | | Stephen Clark (The Citadel) vs IUPUI (11/25/22) |
| Field goal attempts | 20 | | Mike Bothwell (Furman) vs Penn State (11/17/22) |
| | 19 | | Jake Stephens (Chattanooga) at Col. of Charleston (11/07/22) |
| | 19 | | Jamal Johnson (Chattanooga) at Col. of Charleston (11/07/22) |
| | 19 | | Jordan King (ETSU) at Tennessee Tech (11/20/22) |
| | 19 | | Jordan King (ETSU) at Georgia (11/27/22) |
| | 19 | | Logan Dye (Samford) at DePaul (11/30/22) |
| Field goal percentage | 1.000 | (8-8) | Jalen Haynes (ETSU) vs Mars Hill (11/30/22) |
| | .900 | (9-10) | Justice Smith (ETSU) vs Emory & Henry (11/07/22) |
| 3-Pt FG made | 7 | | Tre Jackson (Western Carolina) at McNeese (11/18/22) |
| | 6 | | Bernard Pelote (Western Carolina) vs Brescia (11/13/22) |
| | 6 | | Elijah Morgan (The Citadel) vs IUPUI (11/25/22) |
| | 6 | | Sean Conway (VMI) vs Regent (11/26/22) |
| 3-Pt FG attempts | 16 | | Austin Ash (The Citadel) vs Morris (11/15/22) |
| | 13 | | Tre Jackson (Western Carolina) vs Lindenwood (11/20/22) |
| 3-Pt percentage | .857 | (6-7) | Sean Conway (VMI) vs Regent (11/26/22) |
| | .833 | (5-6) | Shawn Walker Jr. (Mercer) vs Milligan (11/11/22) |
| | .833 | (5-6) | Devin Butler (VMI) vs Regent (11/26/22) |
| | .833 | (5-6) | Dalvin White (Chattanooga) at Tennessee Tech (11/30/22) |
| Free throws made | 11 | | Keondre Kennedy (UNCG) vs UMBC (11/22/22) |
| | 10 | | Achor Achor (Samford) at Alabama A&M (11/17/22) |
| | 10 | | Mike Bothwell (Furman) at App State (11/29/22) |
| | 10 | | Jake Stephens (Chattanooga) at Tennessee Tech (11/30/22) |
| Free throw attempts | 14 | | Achor Achor (Samford) at Alabama A&M (11/17/22) |
| | 14 | | Keondre Kennedy (UNCG) vs UMBC (11/22/22) |
| Free throw percentage | 1.000 | (10-10) | Mike Bothwell (Furman) at App State (11/29/22) |
| | 1.000 | (9-9) | Jalen Haynes (ETSU) vs Louisiana (11/13/22) |
| | 1.000 | (9-9) | Keondre Kennedy (UNCG) vs Montana State (11/25/22) |
| | 1.000 | (8-8) | Jermaine Marshall (Samford) vs Spring Hill (11/10/22) |
| | 1.000 | (8-8) | Jackson Paveletzke (Wofford) vs North Carolina A&T (11/20/22) |
| | 1.000 | (8-8) | Austin Ash (The Citadel) at Charleston Southern (11/30/22) |
| Rebounds | 14 | | Mohammed Abdulsalam (UNCG) at North Carolina A&T (11/30/22) |
| | 13 | | Sean Conway (VMI) at Richmond (11/07/22) |
| | 13 | | Josh Taylor (ETSU) vs Elon (11/11/22) |
| | 13 | | Tyzhaun Claude (Western Carolina) vs Lindenwood (11/20/22) |
| | 13 | | Stephen Clark (The Citadel) at New Orleans (11/23/22) |
| Assists | 10 | | DJ Campbell (Western Carolina) vs Brescia (11/13/22) |
| | 10 | | Luis Hurtado (Mercer) vs Winthrop (11/19/22) |
| Steals | 5 | | Russell Jones Jr. (Western Carolina) at Georgia (11/07/22) |
| | 4 | | Carter Whitt (Furman) vs North Greenville (11/07/22) |
| | 4 | | Kobe Langley (UNCG) vs Towson (11/17/22) |
| | 4 | | Jalen Slawson (Furman) vs Old Dominion (11/18/22) |
| | 4 | | Tre Jackson (Western Carolina) vs Lindenwood (11/20/22) |
| | 4 | | A.J. Staton-McCray (Samford) vs Valparaiso (11/23/22) |
| | 4 | | Austin Ash (The Citadel) vs Denver (11/24/22) |
| | 4 | | Dante Treacy (UNCG) vs Hofstra (11/26/22) |
| | 4 | | Kobe Langley (UNCG) vs Hofstra (11/26/22) |
| | 4 | | DJ Campbell (Western Carolina) at UNC Asheville (11/26/22) |
| | 4 | | Justice Smith (ETSU) vs Mars Hill (11/30/22) |
| Blocked shots | 3 | | Stephen Clark (The Citadel) at Clemson (11/07/22) |

| | | |
|-----------|---|--|
| | 3 | Logan Dye (Samford) vs Anderson (11/07/22) |
| | 3 | Stephen Clark (The Citadel) vs Presbyterian (11/10/22) |
| | 3 | Stephen Clark (The Citadel) at Butler (11/19/22) |
| | 3 | Achor Achor (Samford) vs Louisiana Tech (11/25/22) |
| | 3 | Jaden Campbell (Samford) vs Tennessee Southern (11/27/22) |
| | 3 | Jaden Seymour (ETSU) vs Mars Hill (11/30/22) |
| Turnovers | 8 | Jake Stephens (Chattanooga) at Col. of Charleston (11/07/22) |
| | 6 | Jalen Slawson (Furman) vs Old Dominion (11/18/22) |
| | 6 | Tony Felder (VMI) vs SIUE (11/19/22) |
| | 6 | Asher Woods (VMI) vs Fairleigh Dickinson (11/20/22) |
| | 6 | Luis Hurtado (Mercer) vs Robert Morris (11/25/22) |
| | 6 | Logan Dye (Samford) vs Louisiana Tech (11/25/22) |
| | 6 | Dante Treacy (UNCG) vs Stephen F. Austin (11/27/22) |
| | 6 | Jake Stephens (Chattanooga) at Tennessee Tech (11/30/22) |
| | 6 | Jamaal Walker (Chattanooga) at Tennessee Tech (11/30/22) |