



# SOUTHERN CONFERENCE MEN'S BASKETBALL



702 North Pine Street, Spartanburg, SC 29303 • 864-591-5100 • Fax: 864-591-3448

Ralan Wardlaw, Director of Media Relations (MBK contact)

facebook.com/SouthernConference • twitter.com/SoConSports • instagram.com/SouthernConference

THE SOUTHERN CONFERENCE

## 2023-24 SOUTHERN CONFERENCE BASKETBALL STANDINGS

	Conference					Overall					
	W-L	Pct.	H	A	ST	W-L	Pct.	H	A	N	ST
Samford	15-3	.833	9-0	6-3	W1	29-5	.853	18-0	8-5	3-0	W4
UNCG	12-6	.667	6-3	6-3	L1	21-11	.656	11-3	7-7	3-1	L2
Chattanooga	12-6	.667	6-3	6-3	L1	21-12	.636	12-4	8-7	1-1	L1
Western Carolina	11-7	.611	6-3	5-4	W3	22-10	.688	12-3	10-6	0-1	L1
Wofford	10-8	.556	7-2	3-6	W2	17-15	.531	11-2	6-9	0-4	L1
Furman	10-8	.556	7-2	3-6	L2	17-16	.515	12-3	4-10	1-3	L1
ETSU	8-10	.444	5-4	3-6	W2	19-16	.543	10-4	5-11	4-1	L1
Mercer	8-10	.444	5-4	3-6	W1	16-17	.485	10-6	4-9	2-2	L1
The Citadel	3-15	.167	3-6	0-9	L2	11-21	.344	7-7	2-13	2-1	L3
VMI	1-17	.056	1-8	0-9	L12	4-28	.125	4-10	0-15	0-3	L13

## NOTES

• Samford is the No. 13 seed in the Midwest Region of the NCAA Division I Men's Basketball Championship and will take on No. 4 seed Kansas in the first round in Salt Lake City, Utah, on Thursday.

• Samford will be making its third NCAA Tournament appearance but first since 2000. The Bulldogs will be looking for their first March Madness win against Kansas, who has 116 NCAA tournament wins.

• The Bulldogs are a No. 13 seed for the second time. Their only other seed game in 1999, when they were a No. 14 seed. The tournament began using seeds in 1979.

• Samford won its first outright SoCon regular-season title with a 15-3 record in league play. The squad followed that up by winning the SoCon Tournament for the first time in since the program joined the league in 2008.

• Samford is led by first-team All-SoCon selection Achor Achor and SoCon Newcomer of the Year Rylan Jones. Achor, who was the SoCon Tournament's Most Outstanding Player, averages 15.1 points and 6.1 rebounds per game, while shooting 59.9 percent from the field, which is second in the league. Jones leads the league in assist/turnover ratio (3.24) and is in the top five in the conference in assists (4.7) and steals (1.5) per game. Both players were named to the NABC All-District Team, with Achor being on the first team and Jones on the second.

• Achor and Jones were also both SoCon All-Tournament team selections. They were joined in that honor by Jermaine Marshall. Marshall, an all-conference pick a season ago, missed much of the year due to injury and is the vocal leader for the Bulldogs.

• The Bulldogs lead the SoCon in six team categories, including scoring (86.0 ppg), field goal percentage (.493), assists (17.4) and steals (10.0).

• The 29-5 Bulldogs are vying to become just the fifth program in the 103-year history of the SoCon to reach 30 wins in a season. Samford went 18-0 at home this season and are 3-0 in neutral site games.

• Fourth-year coach Bucky McMillan has led Samford to its most successful season in school history. The Bulldogs have already set records for wins in a season (29) and had the longest winning streak in school history earlier this season (17). McMillan was named the District 21 Coach of the Year by the NABC and is a finalist for the Hugh Durham Award.

• SoCon squads are 33-80 (.292) all-time in the NCAA tournament. In last season's edition, Furman defeated Virginia, 68-67, before falling to eventual national runner-up, San Diego State, 75-52.

• Since the 1953 realignment of the Southern Conference, when seven schools left to form the ACC, SoCon squads have reached the regional final (Elite Eight) of the NCAA tournament five times.

• West Virginia had the league's deepest run after that split, in 1959. That Mountaineer squad, coached by former SoCon Commissioner Jim Schaus's father, Fred Schaus, and led on the floor by Jerry West, reached the NCAA title game, falling 71-70 to California.

• Davidson reached the regional final in 1968, 1969 and 2008, memorably making that last run with Stephen Curry on the roster. VMI reached the regional final in 1976.

## UPCOMING SCHEDULE (ALL TIMES EASTERN)

### Thursday, March 21

No. 13 Samford vs. No. 4 Kansas, 9:55 p.m.  
(NCAA Championship; Salt Lake City, Utah)

TBS

## INGLES SOCON CHAMPIONSHIP RECAP

**ASHEVILLE, N.C.** – Erupting for a game-high 25 points and making 78 percent of his field goals, Bulldogs forward Achor Achor propelled No. 1 seed Samford to a 76-69 victory over No. 7 seed ETSU in the 2024 Ingles Southern Conference Men's Basketball Tournament Championship Game at Harrah's Cherokee Center in Asheville, North Carolina.

The win was the Bulldogs' 29th of the season and clinched Samford's first NCAA Tournament since 2000.

Achor, a junior from Melbourne, Australia, reeled off back-to-back highlight reel nights in the SoCon tournament. In the Bulldogs' 84-77 semifinal win over Furman, he scored a game-high 28 points, connecting on 80 percent of his field goal attempts (12-for-15). In the title game, he was near perfect again from the field, netting 7-of-9 attempts, and also grabbing a team-high nine rebounds, four block shots and two steals.

Achor averaged 21.7 points and 9.0 rebounds, shooting 65.3 percent from the field (23-of-35) in his three tournament games. His sterling performance earned him the tourney's Most Outstanding Player Award.

Against ETSU in the finals, Jermaine Marshall finished with 23 points on 7-of-14 from the floor and eight rebounds, while Jaden Campbell added 11 points for the Bulldogs.

Samford, who enjoyed a school-record 17-game winning streak earlier this season, will enter March Madness having won four straight games and 11 of its last 13 contests.

### Friday, March 8 (ESPN+)

Game 1 - (8) Mercer 84, (9) The Citadel 76  
Game 2 - (7) ETSU 98, (10) VMI 66

### Saturday, March 9 (ESPN+/Nexstar)

Game 3 - (1) Samford 70, (8) Mercer 57  
Game 4 - (7) ETSU 73, (2) UNCG 62  
Game 5 - (3) Chattanooga 75, (6) Wofford 57  
Game 6 - (5) Furman 79, (4) Western Carolina 76 (OT)

### Sunday, March 10 (ESPNU)

Game 7 - (1) Samford 84, (5) Furman 77  
Game 8 - (7) ETSU 85, (3) Chattanooga 84 (OT)

### Monday, March 11 (ESPN2)

(1) Samford 76, (7) ETSU 69

# 2024 NCAA® DIVISION I MEN'S BASKETBALL CHAMPIONSHIP

**FIRST ROUND**  
MARCH 21-22

**SECOND ROUND**  
MARCH 23-24

**SWEET 16**  
MARCH 28-29

**ELITE 8**  
MARCH 30-31

**NATIONAL SEMIFINALS**  
APRIL 6

**ELITE 8**  
MARCH 30-31

**SWEET 16**  
MARCH 28-29

**SECOND ROUND**  
MARCH 23-24

**FIRST ROUND**  
MARCH 21-22

## FIRST FOUR

16 Howard (18-16) W

16 Wagner (16-15)

10 Virginia (23-10)

10 Colorado St. (24-10)

Montana St. (17-17) 16

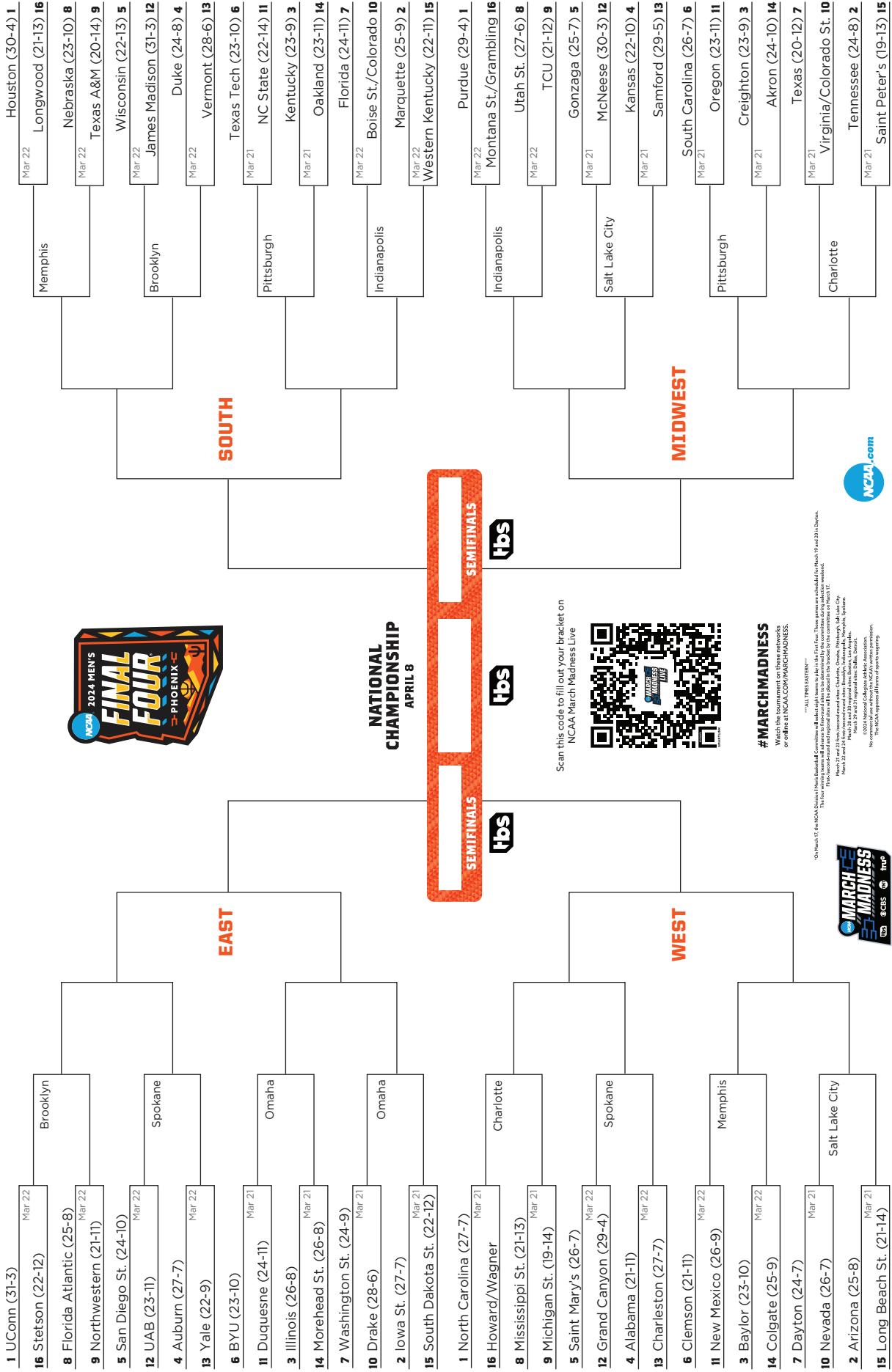
Grambling (20-14) 16

Boise St. (22-10) 10

Colorado (24-10) 10

**DAYTON**  
MW MARCH 19-20

**PHOENIX**  
MW MARCH 19-20



**NATIONAL CHAMPIONSHIP**  
APRIL 8



Scan this code to fill out your bracket on NCAA March Madness Live



**#MARCHMADNESS**  
Watch the tournament on these networks or online at [NCAA.COM/MARCHMADNESS](http://NCAA.COM/MARCHMADNESS).



\*On March 11, the NCAA Division I Men's Basketball Championship will feature a First Four. These games are scheduled for March 19 and 20 in Dayton. The four winning teams will advance to the tournament proper to be determined by the tournament during selection weekend. March 21 and 22 are broadcast dates. Charlotte, Omaha, Pittsburgh, Salt Lake City, March 23 and 24 are broadcast dates. Dayton, Phoenix, Virginia, Salt Lake City, March 25 and 26 are broadcast dates. Dayton, Phoenix, Virginia, Salt Lake City, March 28 and 29 are broadcast dates. Dallas, Detroit. The NCAA sponsors all forms of sports wagering.

# 2024 Ingles Southern Conference Men's Basketball Championship

## MARCH 8-11 • HARRAH'S CHEROKEE CENTER – ASHEVILLE ASHEVILLE, N.C.

**FRIDAY  
MARCH 8**

**SATURDAY  
MARCH 9**

**SUNDAY  
MARCH 10**

**MONDAY  
MARCH 11**

No. 8 Mercer

Session 1, Game 1  
March 8, 5 p.m.



No. 9 The Citadel

No. 8 Mercer, 84-76

Session 2, Game 3  
March 9, 12 p.m.



No. 1 Samford

No. 4 Western Carolina

Session 3, Game 6  
March 9, 8:30 p.m.



No. 5 Furman

No. 1 Samford, 70-57

Session 4, Game 7  
March 10, 4 p.m.



No. 5 Furman, 79-76 (OT)

No. 1 Samford, 84-77

CHAMPIONSHIP GAME  
Session 5, Game 9  
March 11, 7 p.m.



No. 1 Samford, 76-69

No. 7 ETSU

Session 1, Game 2  
March 8, 7:30 p.m.



No. 10 VMI

No. 7 ETSU, 98-66

Session 2, Game 4  
March 9, 2:30 p.m.



No. 2 UNCG

No. 3 Chattanooga

Session 3, Game 5  
March 9, 6 p.m.



No. 6 Wofford

No. 7 ETSU, 73-62

Session 4, Game 8  
March 10, 6:30 p.m.



No. 3 Chattanooga, 75-57

No. 7 ETSU, 85-84 (OT)

**All-Tournament Team  
First team**

Ebby Asamoah, ETSU  
Quimari Peterson, ETSU  
JP Pegues, Furman  
Achor Achor, Samford (MOP)  
Jermaine Marshall, Samford

**Second team**

Jaden Seymour, ETSU  
Marcus Foster, Furman  
David Thomas, Mercer  
Rylan Jones, Samford  
Jan Zidek, Chattanooga



## ACTIVE SoCon CAREER LEADERS

Points scored	(SoCon career rank)
1,626	Keyshaun Langley, UNCG
1,415	Vonterius Woolbright, WCU
1,124	Marcus Foster, FUR
1,080	JP Pegues, FUR
1,016	Jermaine Marshall, SAM

Points scored per game (min. 35 games)	
15.38	Vonterius Woolbright, WCU
15.37	Jalyn McCreary, MER
14.71	Tre Jackson, WCU
14.32	Mikeal Brown-Jones, UNCG
13.49	Quimari Peterson, ETSU

Field-goal percentage (min. 100 made)	
.656	Alex Holt, MER
.597	Kyler Filewich, WOF
.594	Quentin Mollora-Brown
.593	Achor Achor, SAM
.563	Mikeal Brown-Jones, UNCG

3-point field goals made	
297	Keyshaun Langley, UNCG
210	Tre Jackson, WCU
170	JP Pegues, FUR
147	Jaden Campbell, SAM
144	Marcus Foster, FUR

Free-throw percentage (min. 50 made)	
.873	Elijah Morgan, CIT
.864	Tre Jackson, WCU
.849	Brennan Watkins, VMI
.840	Keyshaun Langley, UNCG
.840	Trey Bonham, UTC

Rebounds	
784	Vonterius Woolbright, WCU
572	Marcus Foster, FUR
548	Jermaine Marshall, SAM
546	Jaden Seymour, ETSU
544	Taeshaud Jackson II, VMI

Blocked shots	
89	Sam Alexis, UTC
83	Achor Achor, SAM
74	Jaden Seymour, ETSU
73	Jadyn Parker, ETSU
50	Jalyn McCreary, MER

Steals	
216	Kobe Langley, UNCG
205	Keyshaun Langley, UNCG
140	AJ Staton-McCray, SAM
108	Marcus Foster, FUR
102	Elijah Morgan, CIT

Assists	
449	Vonterius Woolbright, WCU
439	Kobe Langley, UNCG
394	Keyshaun Langley, UNCG
314	JP Pegues, FUR
215	Garrett Hein, FUR

Assists per game (min. 35 games)	
4.88	Vonterius Woolbright, WCU
3.74	Quimari Peterson, ETSU
3.31	JP Pegues, FUR
3.11	Kobe Langley, UNCG
2.85	Carter Whitt, FUR

## MID-MAJOR TOP 25 (MARCH 18)

### CollegInsider.com Mid-Major Top 25

Rank	School (1st-place)	Record	Points	LW	Conf.
1	Saint Mary's (29)	26-7	773	2	West Coast
2	James Madison	31-3	728	6	Sun Belt
3	Drake	28-6	702	3	Missouri Valley
4	McNeese State	30-3	673	7	Southland
5	Grand Canyon	29-4	649	9	WAC
6	Gonzaga (2)	25-7	625	1	West Coast
7	Indiana State	28-6	577	7	Missouri Valley
8	Appalachian State	27-6	534	8	Sun Belt
9	Charleston	27-7	530	10	Coastal
<b>10</b>	<b>Samford</b>	<b>29-5</b>	<b>490</b>	<b>11</b>	<b>Southern</b>
11	Princeton	24-3	469	4	Ivy League
12	Vermont	28-6	449	12	America East
13	Yale	22-9	405	19	Ivy League
14	Colgate	25-9	367	15	Patriot
15	Morehead State	26-8	317	21	Ohio Valley
16	UC Irvine	24-9	255	13	Big West
17	Sam Houston	21-12	239	14	CUSA
18	High Point	25-8	235	17	Big South
19	San Francisco	23-10	216	18	West Coast
20	Oakland	23-11	206	22	Horizon
21	Cornell	22-7	143	16	Ivy League
22	Akron	24-10	116	NR (28)	MAC
23	Bradley	22-11	102	23	Missouri Valley
24	Western Kentucky	22-12	67	NR (*)	CUSA
25	South Dakota State	22-11	41	NR (31)	Summit

**OTHERS RECEIVING VOTES:** Grambling 21, Louisiana Tech 21, Stetson 17, Santa Clara 11, Toledo 10, Howard 9, Longwood 7, Saint Peters 7, Hofstra 6, Long Beach State 5, UC San Diego 5, Little Rock 4, UMass Lowell 4, Norfolk 2, Ohio 2, Eastern Washington 2, ETSU 1, Tarleton State 1, UT Arlington.

## SoCon PLAYERS OF THE WEEK

Nov. 13. Vonterius Woolbright, Sr., G, Western Carolina  
 Nov. 20..... Keyshaun Langley, Gr., G, UNCG  
 Nov. 27..... Mikeal Brown-Jones, Sr., F, UNCG  
 Dec. 4 ... Vonterius Woolbright, Sr., G, Western Carolina  
 Dec. 11..... Alex Williams, Jr., F, Furman  
 Dec. 18. Vonterius Woolbright, Sr., G, Western Carolina  
 Dec. 25. Vonterius Woolbright, Sr., G, Western Carolina  
 Jan. 1 ..... Jaden Seymour, Jr., F, ETSU  
 Jan. 8 ... Vonterius Woolbright, Sr., G, Western Carolina  
 Jan. 15.. Vonterius Woolbright, Sr., G, Western Carolina  
 Jan. 22..... Mikeal Brown-Jones, Sr., F, UNCG  
 Jan. 29.. Vonterius Woolbright, Sr., G, Western Carolina  
 Feb. 5..... Keyshaun Langley, Gr., G, UNCG  
 Feb. 12 .Vonterius Woolbright, Sr., G, Western Carolina  
 Feb. 19 ..... Honor Huff, So., G, Chattanooga  
 Feb. 26 ..... JP Pegues, Jr., G, Furman  
 March 4 Vonterius Woolbright, Sr., G, Western Carolina

## SoCon PLAYERS OF THE MONTH

November .Vonterius Woolbright, Sr., G, Western Carolina  
 December.. Vonterius Woolbright, Sr., G, Western Carolina  
 January..... Vonterius Woolbright, Sr., G, Western Carolina  
 February..... Vonterius Woolbright, Sr., G, Western Carolina

## NATIONAL/REGIONAL AWARD WINNERS

### USBWA Oscar Robertson National Player of the Week

Dec. 27 ..... Vonterius Woolbright, Sr., G, Western Carolina  
 Jan. 30 ..... Vonterius Woolbright, Sr., G, Western Carolina

### Lou Henson National Player of the Week

Jan. 8 ..... Vonterius Woolbright, Sr., G, Western Carolina

### National Coach of the Week

Jan. 22..... Bucky McMillan, Samford

## Preseason predictions

Furman is the preseason favorite to win the 2023-24 Southern Conference men's basketball title in polling of the league's 10 men's basketball coaches and media. Western Carolina junior guard Vonterius Woolbright is the coaches' preseason player of the year selection after finishing 12th in the league in scoring (14.5 ppg). He led the conference in assists (5.1 apg) and was third in rebounding (7.4).

### Preseason Player of the Year

Vonterius Woolbright, Sr., G, Western Carolina

### Preseason All-Southern Conference Team

Marcus Foster, R-Sr., G, Furman  
 JP Pegues, Jr., G, Furman  
 Jalyn McCreary, R-Sr., F, Mercer  
 Mikeal Brown-Jones, Sr., F, UNCG  
 Keyshaun Langley, Gr., G, UNCG  
 Jermaine Marshall, Sr., F, Samford  
 Honor Huff, So., G, Chattanooga  
 Tre Jackson, Sr., G, Western Carolina  
 Russell Jones Jr, Sr., G, Western Carolina  
 Vonterius Woolbright, Sr., G, Western Carolina

### Coaches poll

Team (1st)	Total	Team (1st)	Total
1. Furman (8)	80	1. Furman (8)	153
2. UNCG (1)	68	T2. W. Carolina (4)	134
3. Western Carolina	62	T2. Samford (1)	134
4. Samford	61	4. UNCG (2)	126
5. Chattanooga (1)	53	5. Chattanooga	107
6. Mercer	38	6. ETSU (1)	89
7. ETSU	34	7. Mercer (1)	77
8. Wofford	24	8. Wofford	54
9. The Citadel	21	9. The Citadel	41
10. VMI	9	10. VMI	20

## SoCon COACHING RECORDS

Coach, school	Career (yrs.)	School (yrs.)	SoCon (yrs.)
Ed Conroy, The Citadel	203-262 (15th)	70-119 (6th)	37-75 (6th)
Brooks Savage, ETSU	19-16 (1st)	Same	8-10 (1st)
Bob Richey, Furman	156-70 (7th)	Same	88-35 (7th)
Greg Gary, Mercer	97-123 (7th)	81-79 (5th)	41-48 (5th)
Mike Jones, UNCG	232-188 (13th)	58-38 (3rd)	35-19 (3rd)
Bucky McMillan, Samford	77-40 (4th)	Same	42-23 (4th)
Dan Earl, Chattanooga	112-168 (9th)	39-28 (2nd)	53-105 (9th)
Andrew Wilson, VMI	11-53 (2nd)	Same	3-33 (2nd)
Justin Gray, Western Carolina	51-47 (3rd)	Same	26-28 (3rd)
Dwight Perry, Wofford	29-27 (2nd)	Same	18-18 (2nd)

**POSTSEASON AWARDS/NATIONAL RECOGNITIONS**

**All-SoCon Men's Basketball Teams**

**Malcolm U. Pitt Player of the Year**  
 Vonterius Woolbright, Sr., G, Western Carolina

**Newcomer of the Year**  
 Rylan Jones, Gr., G, Samford

**Sixth Man of the Year**  
 Jan Zidek, Gr., F, Chattanooga

**Defensive Player of the Year**  
 Kobe Langley, Gr., G, UNCG

**Anton Foy Coach of the Year**  
 Bucky McMillan, Samford

**First team**  
 JP Pegues, Jr., G, Furman  
 Mikeal Brown-Jones, Sr., F, UNCG  
 Achor Achor, Jr., F, Samford  
 Trey Bonham, Sr., G, Chattanooga  
 Vonterius Woolbright, Sr., G, Western Carolina

**Second team**  
 Marcus Foster, Sr., G, Furman  
 Jalyn McCreary, Sr., F, Mercer  
 Keyshaun Langley, Gr., G, UNCG  
 Honor Huff, So., G, Chattanooga  
 Corey Tripp, Jr., G, Wofford

**Third team**  
 Jaden Seymour, Jr., F, ETSU  
 Kobe Langley, Gr., G, UNCG  
 Rylan Jones, Gr., G, Samford  
 A.J. Staton-McCray, Jr., G, Samford  
 Sam Alexis, So., F/C, Chattanooga

**All-Defensive team**  
 Quentin Millora-Brown, Gr., F, The Citadel  
 Jady Parker, Jr., F, ETSU  
 Kobe Langley, Gr., G, UNCG  
 A.J. Staton-McCray, Jr., G, Samford  
 Sam Alexis, So., F/C, Chattanooga

**NABC All-District 21 First Team**  
 Achor Achor – Samford  
 Mikeal Brown-Jones – UNCG  
 Keyshaun Langley – UNCG  
 JP Pegues – Furman  
 Vonterius Woolbright – Western Carolina

**Second Team**  
 Trey Bonham – Chattanooga  
 Honor Huff – Chattanooga  
 Rylan Jones – Samford  
 Jalyn McCreary – Mercer  
 Corey Tripp – Wofford

**Coach of the Year:** Bucky McMillan – Samford

**Hugh Durham Award Finalist**  
 Bucky McMillan, Samford

**Ben Jobe Award Finalist**  
 Mike Jones, UNCG  
 Justin Gray, Western Carolina

**USBWA Oscar Robertson Award Watch List**  
 Vonterius Woolbright, Sr., G, Western Carolina

**Lou Henson Award Watch List**  
 Vonterius Woolbright, Sr., G, Western Carolina

**Lou Henson Award Finalist**  
 Achor Achor, Jr., F, Samford  
 Vonterius Woolbright, Sr., G, Western Carolina

**SoCon RECORD BOOK**

TEAM	
<b>Scoring</b>	
<b>Season</b>	
1. 3,103 ETSU	1990-91
2. 3,032 ETSU	1989-90
3. 2,964 The Citadel	2016-17
<b>4. 2,923 Samford</b>	<b>2023-24</b>
5. 2,911 Furman	2022-23
<b>Field goals made</b>	
<b>Game</b>	
1. 63 Furman vs. Newberry	2/13/54
2. 61 Davidson vs. Warren Wilson	12/10/91
61 Western Carolina vs. Toccoa Falls	11/6/01
4. 57 The Citadel vs. Mid-Atlantic Christian	11/12/18
<b>5. 55 UNCG vs Virginia-Lynchburg</b>	<b>12/21/23</b>
6. 54 VMI vs. Mid-Atlantic Christian	12/2/14
7. 53 Western Carolina vs. Toccoa Falls	11/20/08
<b>8. 52 Samford vs VMI</b>	<b>01/13/24</b>
9. 51 Western Carolina vs. Toccoa Falls	1/17/12
51 Elon vs. Central Penn	12/28/62
<b>Season</b>	
1. 1,132 ETSU	1990-91
2. 1,090 ETSU	1989-90
3. 1,075 West Virginia	1958-59
4. 1,044 Wofford	2018-19
5. 1,042 Furman	1972-73
6. 1,040 West Virginia	1959-60
7. 1,037 College of Charleston	2010-11
8. 1,032 Davidson	2007-08
<b>9. 1,024 Samford</b>	<b>2023-24</b>
10. 1,016 Furman	2022-23
<b>Assists</b>	
<b>Season</b>	
1. 635 ETSU	1990-91
2. 615 Davidson	2007-08
3. 596 Furman	2022-23
<b>596 Samford</b>	<b>2023-24</b>
5. 593 Furman	2021-22
<b>Assist average</b>	
<b>Season</b>	
Avg. Asts Gms	
1. 19.2 635 33 ETSU	1990-91
2. 18.3 567 31 Davidson	2005-06
3. 18.0 540 30 Appalachian State	1990-91
<b>4. 17.5 596 35 Samford</b>	<b>2023-24</b>
5. 17.4 593 34 Furman	2021-22
<b>Steals</b>	
<b>Season</b>	
1. 384 Marshall	1983-84
2. 382 ETSU	2003-04
3. 354 ETSU	2002-03
4. 341 Marshall	1984-85
<b>5. 340 Samford</b>	<b>2023-24</b>
<b>Wins</b>	
1. 30 North Carolina	1945-46
30 North Carolina State	1950-51
30 Wofford	2018-19
30 ETSU	2019-20
5. 29 Davidson	2007-08
29 Davidson	2006-07
29 Chattanooga	2015-16
29 UNCG	2018-19
<b>29 Samford</b>	<b>2023-24</b>
9. 28 College of Charleston	1998-99
28 Wofford	2014-15
28 Furman	2022-23

INDIVIDUAL	
<b>3-point field-goal percentage</b>	
<b>Game</b>	
1. (9-9) Nicholas Paulos, UNCG vs. Davidson	Jan. 18, 2014
2. (8-8) Jalen Johnson, Mercer vs. VMI	Jan. 13, 2022
3. (7-7) Stefan Kenic, Chattanooga vs. Western Carolina	Feb. 17, 2021
4. (6-6) Gary Robb, Chattanooga vs. Alaska-Anchorage	Nov. 27, 1992
(6-6) Brandon Born, Chattanooga vs. Southern Miss	Jan. 2, 1994
(6-6) Nathan Jameson, UNCG vs. St. Peter's	Dec. 3, 2000
(6-6) Jason Morton, Davidson vs. The Citadel	Feb. 13, 2006
(6-6) Matt Estep, Wofford vs. Appalachian State	Feb. 2, 2006
(6-6) Donte Gennie, Georgia Southern vs. The Citadel	Feb. 19, 2007
(6-6) Craig Hinton, VMI at Maryland	Nov. 30, 2014
(6-6) Andrew Brown, Furman vs. VMI	Jan. 21, 2017
(6-6) Greg Parham, VMI at The Citadel	Feb. 8, 2020
<b>(6-6) A.J. Staton-McCray, Samford vs Chattanooga</b>	<b>Jan. 3, 2024</b>
<b>(6-6) Tyran Cook, VMI vs Chattanooga</b>	<b>Feb. 8, 2024</b>



# SPECIALTY STATS LEADERS

30-point games	Ovr.	SoCon
Vonterius Woolbright, WCU	3	2
Marcus Foster, FUR	2	0
Mikeal Brown-Jones, UNCG	2	2
Jalyn McCreary, MER	2	1
JP Pegues, FUR	2	2
AJ Smith, CIT	1	0
Alex Williams, FUR	1	0
Jaden Seymour, ETSU	1	0
Achor Achor, SAM	1	1
Keyshaun Langley, UNCG	1	1
Trey Bonham, UTC	1	1
Honor Huff, UTC	1	1

20-point games	Ovr.	SoCon
Vonterius Woolbright, WCU	20	12
JP Pegues, FUR	15	6
Achor Achor, SAM	11	6
Ebby Asamoah, ETSU	11	4
Mikeal Brown-Jones, UNCG	10	6
Brennan Watkins, VMI	10	5
Corey Tripp, WOF	8	5
Honor Huff, UTC	8	6
Quimari Peterson, ETSU	8	2
Jaden Seymour, ETSU	7	4
Elijah Morgan, CIT	7	6
Marcus Foster, FUR	7	4
Keyshaun Langley, UNCG	7	4
Jalyn McCreary, MER	7	5
Alex Williams, FUR	6	3
Trey Bonham, UTC	6	5
Dillon Bailey, WOF	6	1
Russell Jones Jr., WCU	6	4
AJ Smith, CIT	5	3
Jan Zidek, UTC	5	2
Tyran Cook, VMI	4	2
Tre Jackson, WCU	4	4
David Thomas, MER	4	3
Carter Whitt, FUR	3	2
AJ Staton-McCray, SAM	3	2
Jake Davis, MER	3	2
Jermaine Marshall, SAM	3	0
Donovan Atwell, UNCG	2	0
PJay Smith, FUR	2	0
DJ Campbell, WCU	2	2
Jaden Campbell, SAM	2	2
Taeshaud Jackson II, VMI	2	2
Myles Che, UTC	1	0
Sam Alexis, UTC	1	0
Koree Cotton, VMI	1	0
Chandler Leopard, SAM	1	0
Jeremy Lorenz, WOF	1	0
Kobe Langley, UNCG	1	0
Garrett Hien, FUR	1	0
Robby Carmody, MER	1	1
Alex Holt, MER	1	1
Corey Chesley, VMI	1	1
Madison Durr, CIT	1	1

20-rebound games	Ovr.	SoCon
Kyler Filewich, WOF	1	0

15-rebound games	Ovr.	SoCon
Vonterius Woolbright, WCU	7	3
Sam Alexis, UTC	4	2
Kyler Filewich, WOF	2	1
Taeshaud Jackson II, VMI	2	2
Winston Hill, CIT	1	0
Tyrese Hughey, FUR	1	0
Mikeal Brown-Jones, UNCG	1	1
Marcus Foster, FUR	1	1

10-rebound games	Ovr.	SoCon
Vonterius Woolbright, WCU	27	16
Taeshaud Jackson II, VMI	20	10

Quentin Millora-Brown, CIT	18	10
Kyler Filewich, WOF	15	8
Sam Alexis, UTC	13	4
Mikeal Brown-Jones, UNCG	6	4
Jadyn Parker, ETSU	6	4
Marcus Foster, FUR	5	5
Karon Boyd, ETSU	5	1
Jaden Seymour, ETSU	4	2
Jalen Breath, UNCG	4	3
Tim Ceaser, UNCG	3	0
Stephen Olowoniyi, VMI	3	1
Achor Achor, SAM	3	1
Jermaine Marshall, SAM	2	0
Winston Hill, CIT	2	0
Tyler Millin, UTC	2	1
Tyrese Hughey, FUR	2	0
Alex Holt, MER	2	2
Tyrese Hughey, FUR	1	0
Corey Tripp, WOF	1	0
Randy Brady, UTC	1	0
Garrett Hien, FUR	1	0
Jalen Cobb, MER	1	0
Tyler Millin, UTC	1	0
JP Pegues, FUR	1	1
Charles Lampton, WCU	1	1
Alex Williams, FUR	1	1
AJ Staton-McCray, SAM	1	1
AJ Smith, CIT	1	1
Ben VanderWal, FUR	1	1
Ebby Asamoah, ETSU	1	1
Jackson Sivills, WOF	1	1
Trey Bonham, UTC	1	0

10-assist games	Ovr.	SoCon
Vonterius Woolbright, WCU	5	5
Kobe Langley, UNCG	3	1
JP Pegues, FUR	1	0
Carter Whitt, FUR	1	0
Trey Bonham, UTC	1	1
Quimari Peterson, ETSU	1	1

5-block games	Ovr.	SoCon
Jadyn Parker, ETSU	3	2
Sam Alexis, UTC	2	0
Achor Achor, SAM	1	0
Quentin Millora-Brown, CIT	1	0
Charles Lampton, WCU	1	1

5-steal games	Ovr.	SoCon
Kobe Langley, UNCG	3	2
Elijah Morgan, CIT	2	2
Jah Quinones, MER	1	0
Garrett Hien, FUR	1	0
DJ Hughes, ETSU	1	0
Keyshaun Langley, UNCG	1	0
AJ Staton-McCray, SAM	1	1
Quentin Millora-Brown, CIT	1	1
AJ Clark, VMI	1	1
Rylan Jones, SAM	1	1
DJ Campbell, WCU	1	1
Allen Strothers, ETSU	1	1

Triple-doubles	Ovr.	SoCon
Vonterius Woolbright, WCU	5	5

Double-doubles	Ovr.	SoCon
Vonterius Woolbright, WCU	27	16
Quentin Millora-Brown, CIT	16	9
Taeshaud Jackson II, VMI	11	7
Kyler Filewich, WOF	8	4
Sam Alexis, UTC	8	4
Mikeal Brown-Jones, UNCG	5	4
Marcus Foster, FUR	5	5
Jadyn Parker, ETSU	4	3
Jaden Seymour, ETSU	3	2

Achor Achor, SAM	3	1
* Kobe Langley, UNCG	2	1
Winston Hill, CIT	2	0
Jalen Breath, UNCG	2	1
Corey Tripp, WOF	1	0
Randy Brady, UTC	1	0
Jalyn McCreary, MER	1	0
Jalen Cobb, MER	1	0
Tyler Millin, UTC	1	0
Karon Boyd, ETSU	1	0
JP Pegues, FUR	1	1
Stephen Olowoniyi, VMI	1	1
Alex Williams, FUR	1	1
Alex Holt, MER	1	1
AJ Staton-McCray, SAM	1	1
* Trey Bonham, UTC	1	1
AJ Smith, CIT	1	1
Ben VanderWal, FUR	1	1
Ebby Asamoah, ETSU	1	1
* Quimari Peterson, ETSU	1	1
Trey Bonham, UTC	1	0

20/10 games	Ovr.	SoCon
Vonterius Woolbright, WCU	16	9
Mikeal Brown-Jones, UNCG	2	1
Achor Achor, SAM	2	1
Marcus Foster, FUR	2	2
Jermaine Marshall, SAM	1	0
Sam Alexis, UTC	1	0
* JP Pegues, FUR	1	0
Jalyn McCreary, MER	1	0
Kyler Filewich, WOF	1	0
Jaden Seymour, ETSU	1	1
Ebby Asamoah, ETSU	1	1
Taeshaud Jackson II, VMI	1	1

30/10 games	Ovr.	SoCon
Vonterius Woolbright, WCU	2	1
Jalyn McCreary, MER	1	0
Achor Achor, SAM	1	1

\* points/assists

**American Athletic Conference (1-2)**

11/25 UAB 92, Furman 86  
 12/14 Tulane 117, Furman 110 (20T)  
 12/29 ETSU 86, East Carolina 70

**Atlantic 10 Conference (1-2)**

11/6 Richmond, 93 VMI 75  
 11/10 VCU 75, Samford 65  
 11/17 ETSU 70, Davidson 68

**Atlantic Coast Conference (3-3)**

11/6 North Carolina State 72, The Citadel 59  
 11/10 Boston College 75, The Citadel 71  
 11/10 Chattanooga 81, Louisville 71  
 11/11 Western Carolina 71, Notre Dame 61  
 11/19 Virginia Tech 98, Wofford 76  
 12/19 The Citadel 65, Notre Dame 45

**Atlantic Sun (5-2)**

11/14 Chattanooga 72, Bellarmine 64  
 11/26 Lipscomb 85, Wofford 78  
 11/26 Western Carolina 81, North Alabama 63  
 11/29 Lipscomb 82, Chattanooga 68  
 12/7 UNCG 87, Eastern Kentucky 85 (OT)  
 12/16 Mercer 70, Florida Gulf Coast 65  
 12/19 Mercer 84, Queens 65

**Big East Conference (0-1)**

11/13 Butler 81, ETSU 47

**Big Sky Conference (1-1)**

11/18 Northern Arizona 78, VMI 69  
 11/20 The Citadel 63, Idaho State 61

**Big South Conference (7-9)**

11/11 Wofford 99, High Point 98  
 11/13 Presbyterian 71, The Citadel 64  
 11/22 Campbell 65, The Citadel 58  
 11/25 UNC Asheville 85, Wofford 82 (OT)  
 11/28 The Citadel 81, Charleston Southern 52  
 12/2 Presbyterian 75, VMI 71  
 12/2 Gardner-Webb 82, Western Carolina 71  
 12/5 High Point 97, Western Carolina 71  
 12/6 Wofford 81, Gardner-Webb 66  
 12/9 Western Carolina 78, UNC Asheville 63  
 12/12 Radford 73, VMI 56  
 12/16 Western Carolina 70, USC Upstate 53  
 12/17 Longwood 68, VMI 49  
 12/19 Furman 76, Presbyterian 61  
 12/19 High Point 74, UNCG 63  
 12/19 Chattanooga 69, Gardner-Webb 66

**Big Ten Conference (0-1)**

11/6 No. 3 Purdue 98, Samford 45

**Big 12 Conference (0-2)**

12/20 Oklahoma State 76, Wofford 70  
 12/29 No. 21 Texas 72, UNCG 37

**Coastal Athletic Association (4-1)**

11/9 Elon 79, ETSU 76  
 11/10 UNCG 94, North Carolina A&T 78  
 11/25 Samford 101, North Carolina A&T 83  
 12/2 The Citadel 85, North Carolina A&T 68  
 12/10 UNCG 82, Elon 73

**Conference USA (3-2)**

11/13 Western Carolina 66, Middle Tennessee 64  
 11/16 Liberty 88, Furman 74  
 12/2 Wofford 74, Middle Tennessee 64 (OT)  
 12/3 ETSU 61, Jacksonville State 59  
 12/14 College of Charleston 86, The Citadel 71

**Division I Independent (1-0)**

11/9 Mercer 66, Chicago State 61

**Horizon (0-2)**

11/22 Cleveland State 72, ETSU 70  
 12/22 Milwaukee 85, Chattanooga 83 (OT)

**Ivy League (0-1)**

12/2 Princeton 70, Furman 69

**Metro Atlantic Athletic Conference (0-1)**

11/24 Canisius 76, Wofford 67

**Mid-Eastern Athletic Conference (3-0)**

11/17 Samford 89, South Carolina State 72  
 11/21 The Citadel 67, North Carolina Central 61  
 11/28 Furman 86, South Carolina State 78

**Missouri Valley Conference (3-1)**

11/10 Furman 99, Belmont 76  
 11/24 Evansville 85, Chattanooga 77  
 12/16 Samford 99, Belmont 93  
 12/19 Samford 79, Valparaiso 61

**Mountain West (0-3)**

11/19 Wyoming 78, Furman 71  
 11/22 Air Force 64, VMI 54  
 12/22 Utah State 80, ETSU 65

**Non-Division I (24-2)**

11/6 ETSU 73, King College 56  
 11/6 Furman 84, North Greenville 68  
 11/6 Clark Atlanta 71, Mercer 64  
 11/6 Chattanooga 89, Covenant 44  
 11/6 Wofford 85, Brevard 68  
 11/7 Western Carolina 106, Dalton State 65  
 11/9 VMI 87, Christendon 53  
 11/14 Samford 96, Mississippi College 52  
 11/16 The Citadel 77, North Greenville 59  
 11/25 VMI 100, Clarks Summit 63  
 12/1 UNCG 88, William Peace 56  
 12/3 Samford 128, LaGrange 82  
 12/5 The Citadel 88, Pfeiffer 60  
 12/9 Furman 100, Bob Jones 58  
 12/10 Chattanooga 112, Tennessee Wesleyan 51  
 12/15 ETSU 105, Tusculum 43  
 12/17 Wofford 105, Kentucky Christian 54  
 12/21 Western Carolina 85, Brescia (Ky.) 47  
 12/21 Mercer 98, Thomas (Ga.) 75  
 12/21 UNCG 135, Virginia Lynchburg 57  
 12/22 VMI 82, Penn State New Kensington 65  
 12/29 Wofford 75, Southern Wesleyan 55  
 12/29 Mercer 74, Talledega 50  
 12/30 The Citadel 106, Toccoa Falls 76  
 12/30 Anderson (S.C.) 79, Furman 74  
 12/30 Western Carolina 90, King (Tenn.) 62

**Northeast (1-0)**

11/24 Samford 79, Merrimack 71

**Ohio Valley Conference (5-2)**

11/14 Morehead State 74, Mercer 66  
 11/19 Chattanooga 68, Tennessee Tech 63  
 11/24 Mercer 60, Tennessee State 59  
 11/26 Chattanooga 72, SEMO 56  
 11/28 Western Carolina 69, Tennessee Tech 65  
 12/3 Morehead State 87, Chattanooga 80  
 12/10 ETSU 73, Tennessee Tech 72

**Patriot League (0-2)**

11/29 Navy 67, VMI 47  
 12/9 American 77, VMI 69

**Southeastern Conference (2-7)**

11/13 South Carolina 74, VMI 64  
 11/14 Tennessee 82, Wofford 61  
 11/14 Vanderbilt 74, UNCG 70  
 11/17 UNCG 78, No. 14 Arkansas 72  
 11/17 No. 22 Alabama 98, Mercer 67  
 12/1 Georgia 80, Mercer 69  
 12/4 Arkansas 97, Furman 83  
 12/19 Western Carolina 63, Vanderbilt 62  
 12/30 Auburn 101, Chattanooga 66

**Southland Conference (1-0)**

11/18 Western Carolina 76, McNeese State 74

**Southwestern Athletic Conference (5-0)**

11/22 Samford 99, Alabama State 67  
 11/24 ETSU 82, Alabama A&M 71  
 12/11 Samford 118, Alabama A&M 91  
 12/10 Chattanooga 88, Alabama A&M 72  
 12/21 Samford 87, Texas Southern 65

America East Conference.....	0-0
American Athletic Conference.....	1-2
ASUN Conference.....	5-2
Atlantic 10 Conference.....	1-2
Atlantic Coast Conference.....	3-3
Big East Conference.....	0-1
Big Sky Conference.....	1-1
Big South Conference.....	7-9
Big Ten Conference.....	0-1
Big 12 Conference.....	0-2
Coastal Athletic Association.....	4-1
Conference USA.....	3-2
Division I Independents.....	1-0
Horizon League.....	0-2
Ivy League.....	0-1
Metro Atlantic Athletic Conference.....	0-1
Mid-Eastern Athletic Conference.....	3-0
Missouri Valley Conference.....	3-1
Mountain West Conference.....	0-3
Non-Division I opponents.....	24-2
Northeast Conference.....	1-0
Ohio Valley Conference.....	5-2
Patriot League.....	0-2
Southeastern Conference.....	2-7
Southland Conference.....	1-0
Southwestern Athletic Conference.....	5-0
Summit League.....	2-1
Sun Belt Conference.....	4-3
Western Athletic Conference.....	0-0

<b>Total.....</b>	<b>78-52</b>
Home.....	52-7
Away.....	19-37
Neutral.....	7-8
vs. Top 25.....	1-3


**Summit League (2-1)**

11/13 South Dakota 85, VMI 81  
 11/24 UNCG 76, Kansas City 64  
 12/20 ETSU 70, Kansas City 57

**Sun Belt (4-3)**

11/17 Furman 89, Coastal Carolina 80  
 11/29 App State 72, ETSU 61  
 11/30 Samford 88, Louisiana 65  
 12/6 South Alabama 83, Mercer 62  
 12/9 Wofford 88, Coastal Carolina 80  
 12/9 Mercer 64, Georgia State 60  
 12/16 Marshall 72, UNCG 65


All Times Eastern



**The Citadel**  
(11-21, 3-15 SoCon)


N6	at N.C. State	L, 59-72
N10	<b>BOSTON COLLEGE</b>	L, 71-75
N13	at Presbyterian	L, 64-71
N16	<b>NORTH GREENVILLE</b>	W, 77-59
N20	vs. Idaho State ^	W, 62-61
N21	vs. N.C. Central ^	W, 67-61
N22	at Campbell ^	L, 58-65
N28	<b>CHARLESTON SOUTHERN</b>	W, 81-52
D2	at North Carolina A&T	W, 85-68
D5	<b>PFEIFFER</b>	W, 88-60
D14	at College of Charleston	L, 71-86
D19	at Notre Dame	W, 65-45
D30	<b>TOCCOA FALLS</b>	W, 106-76
J3	<b>*WESTERN CAROLINA</b>	L, 71-80
J6	<b>*SAMFORD</b>	L, 64-80
J10	*at Furman	L, 68-82
J13	<b>*WOFFORD</b>	L, 71-72
J17	*at UNCG	L, 67-73
J20	*at VMI	L, 63-70
J24	<b>*MERCER (ESPN+)</b>	W, 68-66
J27	*at Chattanooga	L, 62-90
J31	<b>FURMAN</b>	L, 79-82 (OT)
F3	*at ETSU	L, 60-62
F7	*at Western Carolina	L, 64-71
F10	*at Wofford	L, 64-77
F14	<b>*UNCG</b>	L, 61-76
F17	<b>*VMI</b>	W, 76-51
F21	*at Mercer	L, 78-87
F24	<b>*CHATTANOOGA</b>	W, 71-62
F28	<b>*ETSU</b>	L, 63-81
M2	*at Samford	L, 80-92
M8	vs. Mercer	L, 76-84

^ - Campbell Classic (Buies Creek, N.C.)



**ETSU**  
(19-16, 8-10 SoCon)


N7	<b>KING</b>	W, 73-56
N9	at Elon	L, 76-79
N13	at Butler	L, 47-81
N17	<b>DAVIDSON</b>	W, 70-68
N22	at Cleveland State ^	L, 70-72
N24	vs. Alabama A&M ^	W, 82-71
N29	at App State	L, 61-72
D3	at Jacksonville State	W, 61-59
D10	<b>TENNESSEE TECH</b>	W, 73-72
D15	<b>TUSCULUM</b>	W, 105-43
D20	<b>UMKC</b>	W, 70-57
D22	at Utah State	L, 65-80
D29	at East Carolina	W, 86-70
J4	<b>*MERCER</b>	W, 80-69
J6	*at UNCG	L, 54-70
J10	<b>*WESTERN CAROLINA</b>	L, 66-80
J13	*at Furman	L, 73-82
J17	*at Wofford	L, 73-75
J21	<b>*CHATTANOOGA</b>	L, 74-81
J24	*at VMI	W, 74-73
J27	<b>*SAMFORD</b>	L, 72-75
J31	*at Mercer	W, 54-49
F3	<b>*THE CITADEL</b>	W, 62-60
F7	<b>*WOFFORD</b>	W, 57-50
F10	<b>*FURMAN</b>	L, 63-65
F14	*at Chattanooga	L, 71-84
F17	*at Western Carolina	L, 65-70
F21	<b>*VMI</b>	W, 82-69
F24	*at Samford	L, 71-87
F28	*at The Citadel	W, 81-63
M2	<b>*UNCG</b>	W, 66-65
M8	vs. VMI	W, 98-66
M9	vs. UNCG	W, 73-62
M10	vs. Chattanooga	W, 85-84 (OT)
M11	vs. Samford	L, 69-76



**Furman**  
(17-16, 10-8 SoCon)


N6	<b>NORTH GREENVILLE</b>	W, 84-68
N10	<b>BELMONT</b>	W, 99-76
N16	vs. Liberty ^	L, 74-88
N17	vs. Coastal Carolina ^	W, 89-80
N19	vs. Wyoming ^	L, 71-78
N25	at UAB	L, 86-92
N28	<b>SOUTH CAROLINA STATE</b>	W, 86-78
D2	at Princeton	L, 69-70
D4	at Arkansas	L, 83-97
D9	<b>BOB JONES</b>	W, 100-58
D14	at Tulane	L, 110-117 (2OT)
D19	<b>PRESBYTERIAN</b>	W, 76-61
D30	<b>ANDERSON</b>	L, 79-74
J3	*at UNCG	L, 68-79
J6	*at Chattanooga	L, 58-73
J10	<b>*THE CITADEL</b>	W, 82-68
J13	<b>*ETSU</b>	W, 82-73
J17	*at VMI	W, 100-60
J20	<b>*WESTERN CAROLINA</b>	W, 65-62
J24	<b>*SAMFORD</b>	W, 78-68
J27	*at Wofford	L, 67-77
J31	*at The Citadel	W, 82-79 (OT)
F3	<b>*UNCG</b>	L, 87-89
F7	*at Mercer	L, 69-78
F10	*at ETSU	W, 65-63
F14	<b>*VMI</b>	W, 75-62
F18	<b>*CHATTANOOGA</b>	W, 82-65
F21	*at Samford	L, 72-74
F24	<b>*WOFFORD&amp;</b>	W, 82-67
F28	*at Western Carolina	L, 77-85
M2	<b>*MERCER</b>	L, 75-82
M9	vs. Western Carolina	W, 79-76 (OT)
M10	vs. Samford	L, 77-84

^ - Myrtle Beach Invitational (Conway, S.C.)



**Mercer**  
(16-17, 8-10 SoCon)

N6	<b>CLARK ATLANTA</b>	L, 64-71
N9	at Chicago State	W, 66-61
N14	at Morehead State	L, 66-74
N17	at No. 22 Alabama	L, 67-98
N24	vs. Tennessee State ^	W, 60-59
N25	vs. Western Michigan ^	L, 66-72
D1	at Georgia	L, 69-80
D6	<b>SOUTH ALABAMA</b>	L, 62-83
D9	<b>GEORGIA STATE</b>	W, 64-60
D16	<b>FGCU</b>	W, 70-65
D19	<b>QUEENS (N.C.)</b>	W, 84-65
D21	<b>THOMAS</b>	W, 98-75
D29	<b>TALLEDEGA</b>	W, 74-50
J3	*at ETSU	L, 69-80
J6	*at VMI	W, 86-64
J10	*at Wofford	L, 73-74
J13	<b>*WESTERN CAROLINA</b>	L, 52-64
J17	<b>*CHATTANOOGA</b>	L, 60-74
J20	*at Samford	L, 80-87
J24	*at The Citadel	L, 66-68
J27	*at UNCG	W, 70-64
J31	<b>*ETSU</b>	L, 49-54
F3	<b>*VMI</b>	W, 90-69
F7	<b>*FURMAN</b>	W, 78-69
F10	*at Western Carolina	L, 46-79
F14	<b>*WOFFORD</b>	L, 60-73
F17	<b>*SAMFORD</b>	W, 88-84
F21	<b>*THE CITADEL</b>	W, 87-78
F24	<b>*UNCG</b>	W, 86-72
F28	*at Chattanooga	L, 75-84
M2	*at Furman	W, 82-75
M8	vs. The Citadel	W, 84-76
M9	vs. Samford	L, 57-70



**UNCG**  
(21-11, 12-6 SoCon)

N10	<b>NORTH CAROLINA A&amp;T</b>	W, 94-78
N14	at Vanderbilt	L, 70-74
N17	at Arkansas	W, 78-72
N24	vs. Kansas City ^	W, 76-64
N25	vs. Delaware ^	W, 88-77
N26	vs. UIC ^	W, 58-57
D1	<b>WILLIAM PEACE</b>	W, 88-56
D7	<b>EASTERN KENTUCKY</b>	W, 87-85 (OT)
D10	<b>ELON</b>	W, 82-73
D16	at Marshall	L, 65-72
D19	at High Point	L, 63-74
D21	<b>VIRGINIA LYNCHBURG</b>	W, 135-57
D29	at No. 21 Texas	L, 37-72
J3	<b>*FURMAN</b>	W, 79-68
J6	<b>*ETSU</b>	W, 70-54
J11	*at Samford	L, 70-79
J13	*at Chattanooga	W, 70-54
J17	<b>*THE CITADEL</b>	W, 73-67
J20	<b>*WOFFORD</b>	W, 82-59
J24	*at Western Carolina	W, 85-82 (OT)
J27	<b>*MERCER</b>	L, 64-70
J31	*at VMI	W, 85-79
F4	*at Furman	W, 89-87
F8	<b>*SAMFORD</b>	L, 69-78
F10	<b>*CHATTANOOGA</b>	L, 61-89
F14	*at The Citadel	W, 76-61
F17	*at Wofford	W, 58-47
F21	<b>*WESTERN CAROLINA</b>	W, 71-65
F24	*at Mercer	L, 72-86
F28	<b>*VMI</b>	W, 100-58
M2	*at ETSU	L, 65-66
M9	vs. ETSU	L, 62-73


^ - Baha Mar Hoops Nassau Championship (Nassau, Bahamas)



**Samford**  
(29-5, 15-3 SoCon)


N6	at Purdue	L, 45-98
N10	at VCU	L, 65-75
N14	<b>MISSISSIPPI COLLEGE</b>	W, 96-52
N17	<b>SOUTH CAROLINA STATE</b>	W, 89-72
N22	<b>ALABAMA STATE ^</b>	W, 99-67
N24	<b>MERRIMACK ^</b>	W, 79-71
N25	<b>NORTH CAROLINA A&amp;T ^</b>	W, 101-83
N30	<b>LOUISIANA</b>	W, 88-65
D3	<b>LAGRANGE</b>	W, 128-82
D11	<b>ALABAMA A&amp;M</b>	W, 118-91
D16	<b>BELMONT</b>	W, 99-93
D19	at Valparaiso	W, 79-61
D21	at Texas Southern	W, 87-65
J3	<b>*CHATTANOOGA</b>	W, 89-74
J6	*at The Citadel	W, 80-64
J11	<b>*UNCG</b>	W, 79-70
J13	<b>*VMI</b>	W, 134-96
J17	*at Western Carolina	W, 75-71
J20	<b>*MERCER</b>	W, 87-80
J24	*at Furman	L, 68-78
J27	*at ETSU	W, 75-72
J31	<b>*WOFFORD</b>	W, 81-79
F3	*at Chattanooga	W, 78-56
F8	*at UNCG	W, 78-69
F10	*at VMI	W, 102-63
F14	<b>*WESTERN CAROLINA</b>	W, 88-62
F17	*at Mercer	L, 84-88
F21	<b>*FURMAN</b>	W, 74-72
F24	<b>*ETSU</b>	W, 87-71
F28	*at Wofford	L, 69-91
M2	<b>*THE CITADEL</b>	W, 92-80
M9	vs. Mercer	W, 70-57
M10	vs. Furman	W, 84-77
M11	vs. ETSU	W, 76-69
M21	vs. Kansas	9:55 p.m.





**Chattanooga**  
(21-12, 12-6 SoCon)


N6	COVENANT	W, 89-44
N10	at Louisville	W, 81-71
N14	BELLARMINE	W, 72-64
N19	TENNESSEE TECH	W, 68-63
N24	vs. Evansville	L, 77-85
N26	vs. SEMO	W, 72-56
N29	at Lipscomb	L, 68-82
D3	at Morehead State	L, 80-87
D10	TENNESSEE WESLEYAN	W, 112-51
D16	at Alabama A&M	W, 88-72
D19	GARDNER-WEBB	W, 69-66
D22	at Milwaukee	L, 83-85 (OT)
D30	at Auburn	L, 66-101
J3	*at Samford	L, 74-89
J6	*FURMAN	W, 73-58
J11	*VMI	W, 109-61
J13	*UNCG	L, 54-70
J17	*at Mercer	W, 74-60
J21	*at ETSU	W, 81-74
J24	*at Wofford	W, 79-65
J27	*THE CITADEL	W, 90-62
J31	*at Western Carolina	W, 91-85
F3	*SAMFORD	L, 56-78
F8	*at VMI	W, 88-84
F10	*at UNCG	W, 89-61
F14	*ETSU	W, 84-71
F18	*at Furman	L, 65-82
F21	*WOFFORD	W, 81-65
F24	*at The Citadel	L, 62-71
F28	*MERCER	W, 84-75
M2	*WESTERN CAROLINA	L, 63-82
M9	vs. Wofford	W, 75-67
M10	vs. ETSU	L, 84-85 (OT)



**VMI**  
(4-28, 1-17 SoCon)

N6	at Richmond	L, 75-93
N9	CHRISTENDOM	W, 87-53
N13	at South Carolina ^	L, 64-74
N17	vs. South Dakota ^	L, 81-85
N18	vs. Northern Arizona ^	L, 69-78
N22	at Air Force	L, 54-64
N25	CLARKS SUMMIT	W, 100-63
N29	at Navy	L, 47-67
D2	PRESBYTERIAN	L, 71-75
D9	AMERICAN	L, 69-77
D12	at Radford	L, 56-73
D17	at Longwood	L, 49-68
D22	PENN STATE NEW KENSINGTON	W, 82-65
J3	*at Wofford	L, 85-87 (OT)
J6	*MERCER	L, 64-86
J11	*at Chattanooga	L, 61-109
J13	*at Samford	L, 96-134
J17	*FURMAN	L, 60-100
J20	*THE CITADEL	W, 70-63
J24	*ETSU	L, 73-74
J27	*at Western Carolina	L, 77-102
J31	*UNCG	L, 79-85
F3	*at Mercer	L, 69-90
F8	*CHATTANOOGA	L, 84-88
F10	*SAMFORD	L, 63-102
F14	*at Furman	L, 62-75
F17	*at The Citadel	L, 51-76
F21	*at ETSU	L, 69-82
F24	*WESTERN CAROLINA	L, 51-84
F28	*at UNCG	L, 58-100
M2	*WOFFORD	L, 62-74
M8	vs. ETSU	L, 66-98

^ - Arizona Tipoff (Glendale, Ariz.)



**Western Carolina**  
(22-10, 11-7 SoCon)

N7	DALTON STATE	W, 106-65
N11	at Notre Dame	W, 71-61
N13	at Middle Tennessee	W, 66-64
N18	MCNEESE STATE	W, 76-64
N26	NORTH ALABAMA ^	W, 81-63
N28	at Tennessee Tech ^	W, 69-65
D2	at Garner-Webb	L, 77-82
D5	at High Point	L, 71-97
D9	USC ASHEVILLE	W, 78-63
D16	at USC Upstate	W, 70-53
D19	at Vanderbilt	W, 63-62
D21	BRESCIA	W, 85-47
D30	KING COLLEGE	W, 90-62
J3	*at The Citadel	W, 80-71
J6	*WOFFORD	W, 70-66
J10	*at ETSU	W, 80-66
J13	*at Mercer	W, 64-52
J17	*SAMFORD	L, 71-75
J20	*at Furman	L, 62-65
J24	*UNCG	L, 82-85 (OT)
J27	*VMI	W, 102-77
J31	*CHATTANOOGA	L, 85-91
F3	*at Wofford	L, 86-88 (OT)
F7	*THE CITADEL	W, 71-64
F10	*MERCER	W, 79-46
F14	*at Samford	L, 62-88
F17	*ETSU	W, 70-65
F21	*at UNCG	L, 65-71
F24	*at VMI	W, 84-51
F28	*FURMAN	W, 85-77
M2	*at Chattanooga	W, 82-63
M9	vs. Furman	L, 76-79 (OT)

^ - Southeast Triangular



**Wofford**  
(17-15, 10-8 SoCon)

N6	BREVARD	W, 85-68
N11	HIGH POINT	W, 99-98
N14	at Tennessee	L, 61-82
N19	at Virginia Tech	L, 76-98
N24	vs. Canisius ^	L, 67-76
N25	vs. UNC Asheville ^	L, 82-85 (OT)
N26	vs. Lipscomb ^	L, 78-85
D2	at Middle Tennessee	W, 74-64 (OT)
D6	at Gardner-Webb	W, 81-66
D9	at Coastal Carolina	W, 88-80
D17	KENTUCKY CHRISTIAN	W, 105-54
D20	at Oklahoma State	L, 70-76
D29	SOUTHERN WESLEYAN	W, 75-55
J3	*VMI	W, 87-85 (OT)
J6	*at Western Carolina	L, 66-70
J10	*MERCER	W, 74-73
J13	*at The Citadel	W, 72-71
J17	*ETSU	W, 75-73
J20	*at UNCG	L, 59-82
J24	*CHATTANOOGA	L, 65-79
J27	*FURMAN	W, 77-67
J31	*at Samford	L, 79-81
F3	*WESTERN CAROLINA	W, 88-86 (OT)
F7	*at ETSU	L, 50-57
F10	*THE CITADEL	W, 77-64
F14	*at Mercer	W, 73-60
F17	*UNCG	L, 47-58
F21	*at Chattanooga	L, 65-81
F24	*at Furman	L, 67-82
F28	*SAMFORD	W, 91-69
M2	*at VMI	W, 74-62
M9	vs. Chattanooga	L, 57-75

^ - Northern Classic (Montreal, Quebec)

### Southern Conference men's basketball media relations information

<p><b>The Citadel (CitadelSports.com)</b> Ryan Ilardi (rilardi@citadel.edu) Office: 843-953-1639</p> <p><b>ETSU (ETSUBucs.com)</b> Kevin Brown (brownk@etsu.edu) Office: 423-439-5263</p> <p><b>Furman (FurmanPaladins.com)</b> Jordan Caskey (jordan.caskey@furman.edu) Office: 864-294-3065</p> <p><b>Mercer (MercerBears.com)</b> Makenzie Jones (jones_m@mercer.edu) Office: 478-301-5218</p> <p><b>UNCG (UNCGSpartans.com)</b> Denise Archetto (d_archetto@uncg.edu) Office: 770-598-2901</p> <p><b>Samford (SamfordSports.com)</b> Joey Mullins (jmmulli1@samford.edu) Office: 205-726-4217</p>	<p><b>Chattanooga (GoMocs.com)</b> Corey Belonzi (corey-belonzi@utc.edu) Office: 423-425-2116</p> <p><b>VMI (VMIKeydets.com)</b> Daniel Whitehead (whiteheadk@vmi.edu) Office: 540-464-7514</p> <p><b>Western Carolina (CatamountSports.com)</b> Daniel Hooker (dhooker@email.wcu.edu) Office: 828-227-2339</p> <p><b>Wofford (WoffordTerriers.com)</b> Tyler Zaubi (zaubitg@wofford.edu) Office: 864-597-4092</p> <p><b>Southern Conference (SoConSports.com)</b> Ralan Wardlaw (rwardlaw@socon.org) Office: 864-591-5100 // Cell: 864-941-6276</p>	
---	--	--

2023-24 Southern Conference  
CONFERENCE BASKETBALL STATISTICS  
Through games of Mar 20, 2024 (All games)

SCORING OFFENSE	G	W-L	Pts	Avg/G
1. Samford	34	29-5	2923	86.0
2. Furman	33	17-16	2623	79.5
3. Chattanooga	33	21-12	2581	78.2
4. Western Carolina	32	22-10	2459	76.8
5. UNCG	32	21-11	2422	75.7
6. Wofford	32	17-15	2384	74.5
7. ETSU	35	19-16	2502	71.5
8. Mercer	33	16-17	2348	71.2
9. The Citadel	32	11-21	2260	70.6
10. VMI	32	4-28	2204	68.9

SCORING DEFENSE	G	Pts	Avg/G
1. Western Carolina	32	2198	68.7
2. ETSU	35	2435	69.6
3. UNCG	32	2233	69.8
4. The Citadel	32	2289	71.5
5. Chattanooga	33	2362	71.6
6. Mercer	33	2371	71.8
7. Wofford	32	2362	73.8
8. Samford	34	2514	73.9
9. Furman	33	2506	75.9
10. VMI	32	2644	82.6

SCORING MARGIN	G	Offense	Defense	Margin
1. Samford	34	86.0	73.9	+12.0
2. Western Carolina	32	76.8	68.7	+8.2
3. Chattanooga	33	78.2	71.6	+6.6
4. UNCG	32	75.7	69.8	+5.9
5. Furman	33	79.5	75.9	+3.5
6. ETSU	35	71.5	69.6	+1.9
7. Wofford	32	74.5	73.8	+0.7
8. Mercer	33	71.2	71.8	-0.7
9. The Citadel	32	70.6	71.5	-0.9
10. VMI	32	68.9	82.6	-13.8

FREE THROW PCT	G	FTM	FTA	Pct.
1. Chattanooga	33	448	601	.745
2. UNCG	32	370	507	.730
3. Samford	34	540	742	.728
4. Furman	33	481	661	.728
5. Western Carolina	32	394	553	.712
6. The Citadel	32	425	602	.706
7. VMI	32	358	517	.692
8. ETSU	35	498	730	.682
9. Mercer	33	377	564	.668
10. Wofford	32	330	532	.620

FIELD GOAL PERCENTAGE	G	FGM	FGA	Pct.
1. Samford	34	1024	2079	.493
2. Chattanooga	33	892	1915	.466
3. UNCG	32	865	1878	.461
4. Western Carolina	32	902	1963	.460
5. The Citadel	32	819	1783	.459
6. Wofford	32	874	1905	.459
7. Mercer	33	880	1961	.449
8. Furman	33	911	2054	.444
9. VMI	32	818	1936	.423
10. ETSU	35	866	2131	.406

FIELD GOAL PCT DEFENSE	G	FGM	FGA	Pct.
1. Western Carolina	32	789	1935	.408
2. UNCG	32	749	1826	.410
3. Chattanooga	33	851	2039	.417
4. Samford	34	862	2010	.429
5. ETSU	35	849	1961	.433
6. Wofford	32	812	1875	.433
7. Mercer	33	813	1825	.445
8. The Citadel	32	860	1878	.458
9. Furman	33	940	2036	.462
10. VMI	32	969	2093	.463

3-POINT FG PCT	G	3FGM	3FGA	Pct.
1. UNCG	32	322	812	.397
2. Samford	34	335	852	.393
3. Western Carolina	32	261	713	.366
4. Chattanooga	33	349	971	.359
5. Wofford	32	306	853	.359
6. Mercer	33	211	609	.346
7. The Citadel	32	197	601	.328
8. Furman	33	320	988	.324
9. VMI	32	210	673	.312
10. ETSU	35	272	876	.311

3-POINT FG PCT DEFENSE	G	3FGM	3FGA	Pct.
1. ETSU	35	245	749	.327
2. Western Carolina	32	201	612	.328
3. UNCG	32	266	803	.331
4. Mercer	33	224	664	.337
5. Samford	34	272	804	.338
6. Chattanooga	33	292	860	.340
7. Furman	33	243	709	.343
8. Wofford	32	280	800	.350
9. The Citadel	32	263	749	.351
10. VMI	32	293	822	.356

REBOUNDING OFFENSE	G	Rebounds	Avg/G
1. Western Carolina	32	1271	39.7
2. ETSU	35	1350	38.6
3. Furman	33	1247	37.8
4. Wofford	32	1191	37.2
5. VMI	32	1171	36.6
6. Chattanooga	33	1206	36.5
7. Samford	34	1217	35.8
8. UNCG	32	1133	35.4
9. Mercer	33	1132	34.3
10. The Citadel	32	1094	34.2

REBOUNDING DEFENSE	G	Rebounds	Avg/G
1. The Citadel	32	1035	32.3
2. Wofford	32	1058	33.1
3. UNCG	32	1083	33.8
4. Chattanooga	33	1132	34.3
5. Western Carolina	32	1108	34.6
6. Mercer	33	1154	35.0
7. Samford	34	1211	35.6
8. ETSU	35	1254	35.8
9. Furman	33	1183	35.8
10. VMI	32	1251	39.1

2023-24 Southern Conference  
CONFERENCE BASKETBALL STATISTICS  
Through games of Mar 20, 2024 (All games)

REBOUNDING MARGIN	G	Team	Avg.	Opp.	Avg.	Margin
1.	32	Western Carolina	1271	39.7	1108	34.6 +5.1
2.	32	Wofford	1191	37.2	1058	33.1 +4.2
3.	35	ETSU	1350	38.6	1254	35.8 +2.7
4.	33	Chattanooga	1206	36.5	1132	34.3 +2.2
5.	33	Furman	1247	37.8	1183	35.8 +1.9
6.	32	The Citadel	1094	34.2	1035	32.3 +1.8
7.	32	UNCG	1133	35.4	1083	33.8 +1.6
8.	34	Samford	1217	35.8	1211	35.6 +0.2
9.	33	Mercer	1132	34.3	1154	35.0 -0.7
10.	32	VMI	1171	36.6	1251	39.1 -2.5

BLOCKED SHOTS	G	No.	Avg/G
1.	35	ETSU	163 4.7
2.	34	Samford	130 3.8
3.	33	Chattanooga	121 3.7
4.	33	Mercer	112 3.4
5.	32	Western Carolina	102 3.2
6.	33	Furman	95 2.9
7.	32	Wofford	86 2.7
8.	32	The Citadel	84 2.6
9.	32	VMI	82 2.6
10.	32	UNCG	80 2.5

ASSISTS	G	No.	Avg/G
1.	34	Samford	593 17.4
2.	33	Furman	535 16.2
3.	32	Wofford	494 15.4
4.	32	UNCG	473 14.8
5.	33	Chattanooga	447 13.5
6.	33	Mercer	433 13.1
7.	35	ETSU	399 11.4
8.	32	Western Carolina	363 11.3
9.	32	The Citadel	359 11.2
10.	32	VMI	335 10.5

STEALS	G	No.	Avg/G
1.	34	Samford	340 10.0
2.	35	ETSU	269 7.7
3.	33	Furman	235 7.1
4.	32	UNCG	223 7.0
5.	33	Mercer	229 6.9
6.	33	Chattanooga	208 6.3
7.	32	The Citadel	179 5.6
8.	32	VMI	179 5.6
9.	32	Wofford	142 4.4
10.	32	Western Carolina	140 4.4

TURNOVER MARGIN	G	Team	Avg.	Opp.	Avg.	Margin
1.	34	Samford	448	13.2	565	16.6 +3.4
2.	33	Mercer	367	11.1	403	12.2 +1.1
3.	35	ETSU	433	12.4	468	13.4 +1.0
4.	32	UNCG	349	10.9	371	11.6 +0.7
5.	33	Furman	391	11.8	397	12.0 +0.2
6.	32	Western Carolina	330	10.3	310	9.7 -0.6
7.	32	The Citadel	385	12.0	354	11.1 -1.0
8.	33	Chattanooga	393	11.9	343	10.4 -1.5
9.	32	Wofford	373	11.7	305	9.5 -2.1
10.	32	VMI	506	15.8	375	11.7 -4.1

ASSIST/TURNOVER RATIO	G	Ast.	Avg.	T/O	Avg.	Ratio
1.	33	Furman	535	16.2	391	11.8 1.4
2.	32	UNCG	473	14.8	349	10.9 1.4
3.	32	Wofford	494	15.4	373	11.7 1.3
4.	34	Samford	593	17.4	448	13.2 1.3
5.	33	Mercer	433	13.1	367	11.1 1.2
6.	33	Chattanooga	447	13.5	393	11.9 1.1
7.	32	Western Carolina	363	11.3	330	10.3 1.1
8.	32	The Citadel	359	11.2	385	12.0 0.9
9.	35	ETSU	399	11.4	433	12.4 0.9
10.	32	VMI	335	10.5	506	15.8 0.7

OFFENSIVE REBOUNDS	G	No.	Avg/G
1.	35	ETSU	486 13.9
2.	33	Furman	371 11.2
3.	33	Mercer	368 11.2
4.	32	Wofford	338 10.6
5.	32	Western Carolina	336 10.5
6.	34	Samford	357 10.5
7.	32	UNCG	319 10.0
8.	32	The Citadel	300 9.4
9.	32	VMI	299 9.3
10.	33	Chattanooga	305 9.2

DEFENSIVE REBOUNDS	G	No.	Avg/G
1.	32	Western Carolina	935 29.2
2.	33	Chattanooga	901 27.3
3.	32	VMI	872 27.3
4.	32	Wofford	853 26.7
5.	33	Furman	876 26.5
6.	32	UNCG	814 25.4
7.	34	Samford	860 25.3
8.	32	The Citadel	794 24.8
9.	35	ETSU	864 24.7
10.	33	Mercer	764 23.2

DEFENSIVE REB PCT.	G	D-Reb	Opp. OR	D-Reb%
1.	32	Wofford	853	279 .754
2.	32	Western Carolina	935	306 .753
3.	32	The Citadel	794	281 .739
4.	33	Furman	876	315 .736
5.	33	Chattanooga	901	357 .716
6.	32	UNCG	814	330 .712
7.	35	ETSU	864	356 .708
8.	32	VMI	872	361 .707
9.	33	Mercer	764	343 .690
10.	34	Samford	860	406 .679

OFFENSIVE REB PCT.	G	O-Reb	Opp. DR	O-Reb%
1.	35	ETSU	486	898 .351
2.	33	Mercer	368	811 .312
3.	34	Samford	357	805 .307
4.	32	Wofford	338	779 .303
5.	33	Furman	371	868 .299
6.	32	UNCG	319	753 .298
7.	32	Western Carolina	336	802 .295
8.	32	The Citadel	300	754 .285
9.	33	Chattanooga	305	775 .282
10.	32	VMI	299	890 .251

2023-24 Southern Conference  
CONFERENCE BASKETBALL STATISTICS  
Through games of Mar 20, 2024 (All games)

3-POINT FG MADE	G	No.	Avg/G
1. Chattanooga	33	349	10.6
2. UNCG	32	322	10.1
3. Samford	34	335	9.9
4. Furman	33	320	9.7
5. Wofford	32	306	9.6
6. Western Carolina	32	261	8.2
7. ETSU	35	272	7.8
8. VMI	32	210	6.6
9. Mercer	33	211	6.4
10. The Citadel	32	197	6.2



2023-24 Southern Conference  
CONFERENCE BASKETBALL STATISTICS  
Through games of Mar 20, 2024 (All games)

Team	Conference	Pct.	PF	PA	Overall	Pct.	PF	PA	Current unbeaten streak
Samford	15-3	.833	84.4	74.2	29-5	.853	86.0	73.9	Samford -- 4
UNCG	12-6	.667	74.4	69.4	21-11	.656	75.7	69.8	
Chattanooga	12-6	.667	77.6	71.8	21-12	.636	78.2	71.6	
Western Carolina	11-7	.611	76.7	70.1	22-10	.688	76.8	68.7	
Wofford	10-8	.556	71.4	72.2	17-15	.531	74.5	73.8	
Furman	10-8	.556	75.9	72.4	17-16	.515	79.5	75.9	
ETSU	8-10	.444	68.8	70.4	19-16	.543	71.5	69.6	
Mercer	8-10	.444	72.1	72.9	16-17	.485	71.2	71.8	
The Citadel	3-15	.167	68.3	75.2	11-21	.344	70.6	71.5	
VMI	1-17	.056	68.6	89.5	4-28	.125	68.9	82.6	

TEAM SUMMARIES	G	PF-PA	Avg score	Margin	FG-FGA	Pct.	3FG-FGA	Pct.	FT-FTA	Pct.	RebF	RebA	Margin
Chattanooga	33	2581-2362	78.2-71.6	+6.6	892-1915	.466	349-971	.359	448-601	.745	1206	1132	+2.2
ETSU	35	2502-2435	71.5-69.6	+1.9	866-2131	.406	272-876	.311	498-730	.682	1350	1254	+2.7
Furman	33	2623-2506	79.5-75.9	+3.5	911-2054	.444	320-988	.324	481-661	.728	1247	1183	+1.9
Mercer	33	2348-2371	71.2-71.8	-0.7	880-1961	.449	211-609	.346	377-564	.668	1132	1154	-0.7
Samford	34	2923-2514	86.0-73.9	+12.0	1024-2079	.493	335-852	.393	540-742	.728	1217	1211	+0.2
The Citadel	32	2260-2289	70.6-71.5	-0.9	819-1783	.459	197-601	.328	425-602	.706	1094	1035	+1.8
UNCG	32	2422-2233	75.7-69.8	+5.9	865-1878	.461	322-812	.397	370-507	.730	1133	1083	+1.6
VMI	32	2204-2644	68.9-82.6	-13.7	818-1936	.423	210-673	.312	358-517	.692	1171	1251	-2.5
Western Carolina	32	2459-2198	76.8-68.7	+8.2	902-1963	.460	261-713	.366	394-553	.712	1271	1108	+5.1
Wofford	32	2384-2362	74.5-73.8	+0.7	874-1905	.459	306-853	.359	330-532	.620	1191	1058	+4.2

ATTENDANCE	Home	Average	Away	Average	Neutral	Average	Total	Average
Chattanooga	16-51852	3241	15-45912	3061	2-3992	1996	33-101756	3084
ETSU	14-52238	3731	16-43896	2744	5-16379	3276	35-112513	3215
Furman	15-31418	2095	14-52301	3736	4-7655	1914	33-91374	2769
Mercer	16-30186	1887	13-36267	2790	4-250	62	33-66703	2021
Samford	18-33541	1863	13-50625	3894	3-5112	1704	34-89278	2626
The Citadel	14-26631	1902	15-47767	3184	3-51	17	32-74449	2327
UNCG	14-21101	1507	14-65847	4703	4-5133	1283	32-92081	2878
VMI	14-26562	1897	15-44168	2945	3-4723	1574	32-75453	2358
Western Carolina	15-39972	2665	16-40776	2548	1-5020	5020	32-85768	2680
Wofford	13-19660	1512	15-53605	3574	4-7700	1925	32-80965	2530
Totals	149-333161	2236	146-481164	3296	33-56015	1697	328-870340	2653

2023-24 Southern Conference  
INDIVIDUAL BASKETBALL STATISTICS  
Through games of Mar 20, 2024 (All games)

To be ranked, a player must appear in at least 75.0% of their team's games.

SCORING								REBOUNDING							
	Cl	G	FG	3FG	FT	Pts	Avg/G		Cl	G	Off	Def	Total	Avg/G	
1. Vonterius Woolbright-WCU	Sr	32	236	10	193	675	21.1	1. Vonterius Woolbright-WCU	Sr	32	71	313	384	12.0	
2. Mikeal Brown-Jones-UNCG	Sr	28	175	26	155	531	19.0	2. Taeshaud Jackson-VMI	So	31	82	239	321	10.4	
3. JP Pegues-FUR	Jr	30	172	83	126	553	18.4	3. Quenti Millora-Brown-CIT		32	102	198	300	9.4	
4. Honor Huff-UTC	So	33	180	109	106	575	17.4	4. Sam Alexis-UTC	So	33	88	211	299	9.1	
5. AJ Smith-CIT	So	29	175	35	86	471	16.2	5. Kyler Filewich-WOF	Sr	32	102	180	282	8.8	
6. Achor Achor-SAM	Jr	32	182	25	118	507	15.8	6. Mikeal Brown-Jones-UNCG	Sr	28	59	151	210	7.5	
7. Ebby Asamoah-ETSU	Sr	34	175	102	80	532	15.6	7. Karon Boyd-ETSU	So	30	95	106	201	6.7	
8. Corey Tripp-WOF	Jr	32	192	51	65	500	15.6	8. Jady Parker-ETSU	Jr	35	103	126	229	6.5	
9. Jalyn McCreary-MER	Sr	30	189	1	88	467	15.6	9. Jaden Seymour-ETSU	Jr	35	55	160	215	6.1	
10. Keyshaun Langley-UNCG	Sr	31	164	82	67	477	15.4	10. Jalen Breath-UNCG	So	32	90	106	196	6.1	
11. Jaden Seymour-ETSU	Jr	35	170	44	130	514	14.7	11. Achor Achor-SAM	Jr	32	70	124	194	6.1	
12. Elijah Morgan-CIT	Sr	32	150	84	80	464	14.5	12. Stephen Olowoniyi-VMI	Fr	32	43	128	171	5.3	
13. Tre Jackson-WCU	Sr	32	151	97	35	434	13.6	13. Randy Brady-UTC	So	33	34	125	159	4.8	
14. Quimari Peterson-ETSU	Jr	35	178	38	78	472	13.5	14. Jackson Sivills-WOF	Jr	32	35	119	154	4.8	
15. Alex Williams-FUR	Jr	25	114	59	44	331	13.2	15. Alex Williams-FUR	Jr	25	28	91	119	4.8	
16. Russell Jones Jr.-WCU	Sr	31	138	80	36	392	12.6	16. Alex Holt-MER	Jr	32	58	92	150	4.7	
17. Tyran Cook-VMI	Fr	32	158	36	51	403	12.6	17. Tyler Millin-UTC	Sr	33	40	112	152	4.6	
18. Madison Durr-CIT	So	32	124	17	116	381	11.9	18. Jalyn McCreary-MER	Sr	30	50	88	138	4.6	
19. Jan Zidek-UTC	Sr	33	128	47	89	392	11.9	19. A.J. Staton-McCray-SAM	Jr	30	26	111	137	4.6	
20. Dillon Bailey-WOF	Jr	32	117	64	78	376	11.8	Ben VanderWal-FUR	So	30	65	72	137	4.6	
21. A.J. Staton-McCray-SAM	Jr	30	121	37	71	350	11.7								
22. DJ Campbell-WCU	So	32	146	25	53	370	11.6								
23. Donovan Atwell-UNCG	So	32	116	88	38	358	11.2								
24. Quenti Millora-Brown-CIT		32	142	3	70	357	11.2								
25. Jaden Campbell-SAM	Sr	32	115	51	73	354	11.1								
26. David Thomas-MER	Fr	31	136	35	33	340	11.0								
27. Sam Alexis-UTC	So	33	149	14	44	356	10.8								
28. Taeshaud Jackson-VMI	So	31	117	32	64	330	10.6								
29. PJay Smith-FUR	Jr	33	111	74	33	329	10.0								
30. Rylan Jones-SAM	Sr	34	110	55	46	321	9.4								

FIELD GOAL PCT						ASSISTS				
	Cl	G	FGM	FGA	Pct.		Cl	G	No.	Avg/G
1. Alex Holt-MER	Jr	32	101	154	.656	1. Kobe Langley-UNCG	Sr	32	181	5.7
2. Achor Achor-SAM	Jr	32	182	304	.599	2. Vonterius Woolbright-WCU	Sr	32	177	5.5
3. Quenti Millora-Brown-CIT		32	142	239	.594	3. JP Pegues-FUR	Jr	30	144	4.8
4. Kyler Filewich-WOF	Sr	32	135	240	.563	4. Rylan Jones-SAM	Sr	34	160	4.7
5. DJ Nussbaum-VMI	Sr	31	94	169	.556	5. Quimari Peterson-ETSU	Jr	35	131	3.7
6. Stephen Olowoniyi-VMI	Fr	32	110	200	.550	6. Carter Whitt-FUR	Jr	33	117	3.5
7. Sam Alexis-UTC	So	33	149	271	.550	7. Corey Tripp-WOF	Jr	32	108	3.4
8. Mikeal Brown-Jones-UNCG	Sr	28	175	323	.542	Kyler Filewich-WOF	Sr	32	108	3.4
9. Jaden Campbell-SAM	Sr	32	115	214	.537	9. Keyshaun Langley-UNCG	Sr	31	103	3.3
10. DJ Campbell-WCU	So	32	146	276	.529	10. Madison Durr-CIT	So	32	104	3.3
11. Jalyn McCreary-MER	Sr	30	189	364	.519	11. Honor Huff-UTC	So	33	87	2.6
12. Jan Zidek-UTC	Sr	33	128	265	.483	12. Dallas Graziani-SAM	Jr	34	88	2.6
13. Jackson Sivills-WOF	Jr	32	107	228	.469	13. Tyran Cook-VMI	Fr	32	78	2.4
14. Vonterius Woolbright-WCU	Sr	32	236	513	.460	14. Garrett Hien-FUR	Sr	33	75	2.3
15. Elijah Morgan-CIT	Sr	32	150	329	.456	15. David Thomas-MER	Fr	31	70	2.3

2023-24 Southern Conference  
INDIVIDUAL BASKETBALL STATISTICS  
Through games of Mar 20, 2024 (All games)

FREE THROW PCT					
	Cl	G	FTM	FTA	Pct.
1. Elijah Morgan-CIT	Sr	32	80	90	.889
2. JP Pegues-FUR	Jr	30	126	144	.875
3. Keyshaun Langley-UNCG	Sr	31	67	78	.859
4. Jaden Campbell-SAM	Sr	32	73	87	.839
5. A.J. Staton-McCray-SAM	Jr	30	71	85	.835
6. Honor Huff-UTC	So	33	106	128	.828
7. Jan Zidek-UTC	Sr	33	89	108	.824
8. AJ Smith-CIT	So	29	86	108	.796
9. Corey Tripp-WOF	Jr	32	65	82	.793
10. Mikeal Brown-Jones-UNCG	Sr	28	155	197	.787
11. Ebby Asamoah-ETSU	Sr	34	80	103	.777
12. Madison Durr-CIT	So	32	116	153	.758
13. Dillon Bailey-WOF	Jr	32	78	108	.722
14. Vonterius Woolbright-WCU	Sr	32	193	269	.717
15. Quimari Peterson-ETSU	Jr	35	78	109	.716

STEALS				
	Cl	G	No.	Avg/G
1. Kobe Langley-UNCG	Sr	32	75	2.3
2. Quimari Peterson-ETSU	Jr	35	59	1.7
3. Honor Huff-UTC	So	33	55	1.7
4. A.J. Staton-McCray-SAM	Jr	30	49	1.6
5. Rylan Jones-SAM	Sr	34	52	1.5
6. Dallas Graziani-SAM	Jr	34	51	1.5
Elijah Morgan-CIT	Sr	32	48	1.5
8. Keyshaun Langley-UNCG	Sr	31	46	1.5
9. Taeshaud Jackson-VMI	So	31	41	1.3
10. PJay Smith-FUR	Jr	33	42	1.3
11. Carter Whitt-FUR	Jr	33	41	1.2
12. Jaden Seymour-ETSU	Jr	35	43	1.2
13. JP Pegues-FUR	Jr	30	35	1.2
14. Tre Jackson-WCU	Sr	32	32	1.0
15. Jalen Cobb-MER	Sr	33	32	1.0

3-POINT FG PCT					
	Cl	G	3FG	FGA	Pct.
1. Chase Cormier-WOF	So	30	52	104	.500
2. Jaden Campbell-SAM	Sr	32	51	108	.472
3. Keyshaun Langley-UNCG	Sr	31	82	193	.425
4. A.J. Staton-McCray-SAM	Jr	30	37	88	.420
5. Donovan Atwell-UNCG	So	32	88	211	.417
6. Russell Jones Jr.-WCU	Sr	31	80	194	.412
7. David Thomas-MER	Fr	31	35	87	.402
8. Alex Williams-FUR	Jr	25	59	148	.399
9. Elijah Morgan-CIT	Sr	32	84	211	.398
10. Jackson Sivills-WOF	Jr	32	55	142	.387
11. Jake Davis-MER	Fr	33	60	155	.387
12. Rylan Jones-SAM	Sr	34	55	144	.382
13. Honor Huff-UTC	So	33	109	287	.380
14. Tre Jackson-WCU	Sr	32	97	262	.370
15. Jalen Cobb-MER	Sr	33	41	112	.366

3-POINT FG MADE				
	Cl	G	3FG	Avg/G
1. Honor Huff-UTC	So	33	109	3.3
2. Tre Jackson-WCU	Sr	32	97	3.0
3. Ebby Asamoah-ETSU	Sr	34	102	3.0
4. JP Pegues-FUR	Jr	30	83	2.8
5. Donovan Atwell-UNCG	So	32	88	2.8
6. Keyshaun Langley-UNCG	Sr	31	82	2.6
7. Elijah Morgan-CIT	Sr	32	84	2.6
8. Russell Jones Jr.-WCU	Sr	31	80	2.6
9. Alex Williams-FUR	Jr	25	59	2.4
10. PJay Smith-FUR	Jr	33	74	2.2
11. Dillon Bailey-WOF	Jr	32	64	2.0
12. Jake Davis-MER	Fr	33	60	1.8
13. Chase Cormier-WOF	So	30	52	1.7
14. Jackson Sivills-WOF	Jr	32	55	1.7
15. Rylan Jones-SAM	Sr	34	55	1.6

BLOCKED SHOTS				
	Cl	G	No.	Avg/G
1. Sam Alexis-UTC	So	33	70	2.1
2. Jady Parker-ETSU	Jr	35	73	2.1
3. Achor Achor-SAM	Jr	32	59	1.8
4. Charles Lampten-WCU	Sr	31	47	1.5
5. Quenti Millora-Brown-CIT		32	47	1.5
6. Jalyn McCreary-MER	Sr	30	30	1.0
7. Jeremy Lorenz-WOF	Fr	24	23	1.0
8. Corneilous Williams-WCU	Fr	29	27	0.9
9. Cooper Bowser-FUR	Fr	32	27	0.8
10. Mikeal Brown-Jones-UNCG	Sr	28	23	0.8
11. Stephen Olowoniyi-VMI	Fr	32	25	0.8
12. Ebby Asamoah-ETSU	Sr	34	22	0.6
13. Jaden Seymour-ETSU	Jr	35	22	0.6
14. Amanze Ngumezi-MER	Sr	28	17	0.6
15. Tyrese Hughey-FUR	Jr	31	18	0.6

ASSIST/TURNOVER RATIO					
	Cl	G	Ast.	T/O	Ratio
1. Rylan Jones-SAM	Sr	34	160	51	3.1
2. Kobe Langley-UNCG	Sr	32	181	60	3.0
3. JP Pegues-FUR	Jr	30	144	62	2.3
4. Keyshaun Langley-UNCG	Sr	31	103	47	2.2
5. Kyler Filewich-WOF	Sr	32	108	51	2.1
6. Carter Whitt-FUR	Jr	33	117	64	1.8
7. Corey Tripp-WOF	Jr	32	108	67	1.6
8. Quimari Peterson-ETSU	Jr	35	131	82	1.6
9. Vonterius Woolbright-WCU	Sr	32	177	111	1.6
10. Madison Durr-CIT	So	32	104	70	1.5

2023-24 Southern Conference  
INDIVIDUAL BASKETBALL STATISTICS  
Through games of Mar 20, 2024 (All games)

OFFENSIVE REBOUNDS				
	Cl	G	No.	Avg/G
1. Kyler Filewich-WOF	Sr	32	102	3.2
Quenti Millora-Brown-CIT		32	102	3.2
3. Karon Boyd-ETSU	So	30	95	3.2
4. Jady Parker-ETSU	Jr	35	103	2.9
5. Jalen Breath-UNCG	So	32	90	2.8
6. Sam Alexis-UTC	So	33	88	2.7
7. Taeshaud Jackson-VMI	So	31	82	2.6
8. Vonterius Woolbright-WCU	Sr	32	71	2.2
9. Achor Achor-SAM	Jr	32	70	2.2
10. Ben VanderWal-FUR	So	30	65	2.2
11. Mikeal Brown-Jones-UNCG	Sr	28	59	2.1
12. Charles Lampten-WCU	Sr	31	63	2.0
13. Alex Holt-MER	Jr	32	58	1.8
14. Quimari Peterson-ETSU	Jr	35	59	1.7
15. Jalyn McCreary-MER	Sr	30	50	1.7

DEFENSIVE REBOUNDS				
	Cl	G	No.	Avg/G
1. Vonterius Woolbright-WCU	Sr	32	313	9.8
2. Taeshaud Jackson-VMI	So	31	239	7.7
3. Sam Alexis-UTC	So	33	211	6.4
4. Quenti Millora-Brown-CIT		32	198	6.2
5. Kyler Filewich-WOF	Sr	32	180	5.6
6. Mikeal Brown-Jones-UNCG	Sr	28	151	5.4
7. Jaden Seymour-ETSU	Jr	35	160	4.6
8. Stephen Olowoniyi-VMI	Fr	32	128	4.0
9. Achor Achor-SAM	Jr	32	124	3.9
10. Randy Brady-UTC	So	33	125	3.8
11. Corey Tripp-WOF	Jr	32	119	3.7
Jackson Sivills-WOF	Jr	32	119	3.7
13. A.J. Staton-McCray-SAM	Jr	30	111	3.7
14. Alex Williams-FUR	Jr	25	91	3.6
15. JP Pegues-FUR	Jr	30	109	3.6

MINUTES PLAYED				
	Cl	G	No.	Avg/G
1. Vonterius Woolbright-WCU	Sr	32	1128	35.2
2. Honor Huff-UTC	So	33	1137	34.5
3. JP Pegues-FUR	Jr	30	1024	34.1
4. Madison Durr-CIT	So	32	1079	33.7
5. Tre Jackson-WCU	Sr	32	1065	33.3
6. Elijah Morgan-CIT	Sr	32	1057	33.0
7. Quenti Millora-Brown-CIT		32	1035	32.3
8. AJ Smith-CIT	So	29	931	32.1
9. Quimari Peterson-ETSU	Jr	35	1122	32.1
10. Russell Jones Jr.-WCU	Sr	31	970	31.3
11. Jaden Seymour-ETSU	Jr	35	1084	31.0
12. Ebby Asamoah-ETSU	Sr	34	1040	30.6
13. Corey Tripp-WOF	Jr	32	976	30.5
14. Keyshaun Langley-UNCG	Sr	31	943	30.4
15. Karon Boyd-ETSU	So	30	912	30.4
16. Taeshaud Jackson-VMI	So	31	918	29.6
17. DJ Campbell-WCU	So	32	944	29.5
18. Donovan Atwell-UNCG	So	32	934	29.2
19. Kobe Langley-UNCG	Sr	32	930	29.1
20. PJay Smith-FUR	Jr	33	948	28.7
21. Jake Davis-MER	Fr	33	943	28.6
22. Tyran Cook-VMI	Fr	32	913	28.5
23. Mikeal Brown-Jones-UNCG	Sr	28	797	28.5
24. Dillon Bailey-WOF	Jr	32	869	27.2
25. Alex Williams-FUR	Jr	25	673	26.9
26. Jady Parker-ETSU	Jr	35	926	26.5
27. Sam Alexis-UTC	So	33	870	26.4
28. Kyler Filewich-WOF	Sr	32	840	26.3
29. Rylan Jones-SAM	Sr	34	878	25.8
30. Keynan Davis-CIT	Fr	32	816	25.5



2023-24 Southern Conference  
INDIVIDUAL BASKETBALL STATISTICS  
Through games of Mar 20, 2024 (All games)

<u>TEAM IDENTIFICATION</u>	<u>Team ID</u>
Chattanooga	UTC
ETSU	ETSU
Furman	FUR
Mercer	MER
Samford	SAM
The Citadel	CIT
UNCG	UNCG
VMI	VMI
Western Carolina	WCU
Wofford	WOF

2023-24 Southern Conference  
 Conference Team Highs  
 Through games of Mar 20, 2024 (All games)

TEAM HIGHS (highest totals made by)

Points	135	UNCG vs Virginia-Lynchburg (12/21/23)
	134	Samford vs VMI (01/13/24)
Margin	78 (135-57)	UNCG vs Virginia-Lynchburg (12/21/23)
	62 (105-43)	ETSU vs Tusculum (12/15/23)
Field goals made	55	UNCG vs Virginia-Lynchburg (12/21/23)
	52	Samford vs VMI (01/13/24)
Field goal attempts	87	Samford vs VMI (01/13/24)
	82	UNCG vs Virginia-Lynchburg (12/21/23)
Field goal percentage	.671 (55-82)	UNCG vs Virginia-Lynchburg (12/21/23)
	.632 (36-57)	Mercer vs The Citadel (02/21/24)
3-Pt FG made	18	Chattanooga vs Tenn. Wesleyan (12/10/23)
	18	Samford vs Alabama A&M (12/11/23)
	18	Furman at Tulane (12/14/23)
	18	Furman at VMI (01/17/24)
3-Pt FG attempts	49	Furman vs Bob Jones (12/09/23)
	44	Wofford at Coastal Carolina (12/09/23)
3-Pt percentage	.600 (18-30)	Samford vs Alabama A&M (12/11/23)
	.600 (9-15)	Mercer at Furman (03/02/24)
Free throws made	32	Samford vs South Carolina St. (11/17/23)
	30	Chattanooga vs ETSU (03/10/24)
Free throw attempts	41	Samford vs South Carolina St. (11/17/23)
	40	Chattanooga vs ETSU (03/10/24)
Free throw percentage	1.000 (9-9)	Mercer at Chattanooga (02/28/24)
	1.000 (4-4)	Wofford at Oklahoma St. (12/20/23)
Rebounds	68	UNCG vs Virginia-Lynchburg (12/21/23)
	57	ETSU vs Tusculum (12/15/23)
Assists	33	Furman vs Bob Jones (12/09/23)
	32	Samford vs LaGrange (12/03/23)
	32	UNCG vs Virginia-Lynchburg (12/21/23)
Steals	19	Samford vs Alabama A&M (12/11/23)
	19	Samford vs VMI (01/13/24)
Blocked shots	11	Samford vs South Carolina St. (11/17/23)
	11	ETSU vs Tennessee Tech (12/10/23)
Turnovers	27	VMI at Longwood (12/17/23)
	27	VMI at Samford (01/13/24)
Fouls	31	Wofford vs High Point (11/11/23)
	30	Western Carolina at Gardner-Webb (12/02/23)

2023-24 Southern Conference  
Conference Individual Highs  
Through games of Mar 20, 2024 (All games)

INDIVIDUAL PLAYER GAME HIGHS

Points	39		Mikeal Brown-Jones (UNCG) vs The Citadel (01/17/24)
	39		Mikeal Brown-Jones (UNCG) at Western Carolina (01/24/24)
Field goals made	14		Mikeal Brown-Jones (UNCG) vs The Citadel (01/17/24)
	14		Vonterius Woolbright (Western Carolina) vs Chattanooga (01/31/24)
Field goal attempts	27		Vonterius Woolbright (Western Carolina) vs Chattanooga (01/31/24)
	24		Quimari Peterson (ETSU) vs Chattanooga (03/10/24)
Field goal percentage	1.000	(11-11)	Alex Holt (Mercer) vs The Citadel (02/21/24)
	1.000	(8-8)	Jalen Breath (UNCG) vs Virginia-Lynchburg (12/21/23)
3-Pt FG made	9		Honor Huff (Chattanooga) vs ETSU (02/14/24)
	8		Donovan Atwell (UNCG) vs Kansas City (11/24/23)
	8		Donovan Atwell (UNCG) vs Eastern Ky. (12/07/23)
3-Pt FG attempts	16		Honor Huff (Chattanooga) vs ETSU (02/14/24)
	15		Donovan Atwell (UNCG) vs Kansas City (11/24/23)
	15		JP Pegues (Furman) at Tulane (12/14/23)
	15		Keyshaun Langley (UNCG) at Marshall (12/16/23)
	15		Tre Jackson (Western Carolina) vs UNCG (01/24/24)
3-Pt percentage	1.000	(6-6)	A.J. Staton-McCray (Samford) vs Chattanooga (01/03/24)
	1.000	(6-6)	Tyran Cook (VMI) vs Chattanooga (02/08/24)
Free throws made	13		Vonterius Woolbright (Western Carolina) vs UNCG (01/24/24)
	13		Mikeal Brown-Jones (UNCG) at Western Carolina (01/24/24)
Free throw attempts	16		Jermaine Marshall (Samford) vs South Carolina St. (11/17/23)
	16		Mikeal Brown-Jones (UNCG) at Western Carolina (01/24/24)
	16		Vonterius Woolbright (Western Carolina) vs UNCG (01/24/24)
Free throw percentage	1.000	(11-11)	Madison Durr (The Citadel) at Presbyterian (11/13/23)
	1.000	(11-11)	Elijah Morgan (The Citadel) vs Mercer (01/24/24)
	1.000	(10-10)	JP Pegues (Furman) at Arkansas (12/04/23)
	1.000	(10-10)	Jaden Seymour (ETSU) vs Tusculum (12/15/23)
	1.000	(9-9)	Jan Zidek (Chattanooga) at Morehead St. (12/03/23)
	1.000	(9-9)	JP Pegues (Furman) at Samford (02/21/24)
	1.000	(9-9)	JP Pegues (Furman) at Western Carolina (02/28/24)
	1.000	(8-8)	A.J. Staton-McCray (Samford) vs Merrimack (11/24/23)
	1.000	(8-8)	JP Pegues (Furman) vs ETSU (01/13/24)
	1.000	(8-8)	Mikeal Brown-Jones (UNCG) vs The Citadel (01/17/24)
	1.000	(8-8)	Mikeal Brown-Jones (UNCG) at Furman (02/04/24)
	1.000	(8-8)	Achor Achor (Samford) vs Western Carolina (02/14/24)
	1.000	(8-8)	Robby Carmody (Mercer) vs UNCG (02/24/24)
Rebounds	21		Kyler Filewich (Wofford) vs Southern Wesleyan (12/29/23)
	17		Winston Hill (The Citadel) at N.C. A&T (12/02/23)
	17		Vonterius Woolbright (Western Carolina) vs Brescia (12/21/23)
	17		Kyler Filewich (Wofford) vs VMI (01/03/24)
	17		Sam Alexis (Chattanooga) vs Mercer (02/28/24)
Assists	12		JP Pegues (Furman) vs Bob Jones (12/09/23)
	11		Kobe Langley (UNCG) at Chattanooga (01/13/24)
	11		Vonterius Woolbright (Western Carolina) vs VMI (01/27/24)
	11		Trey Bonham (Chattanooga) at VMI (02/08/24)
	11		Vonterius Woolbright (Western Carolina) vs Furman (02/28/24)
Steals	9		Elijah Morgan (The Citadel) vs VMI (02/17/24)
	7		Jah Quinones (Mercer) at Morehead St. (11/14/23)
Blocked shots	7		Charles Lampten (Western Carolina) at The Citadel (01/03/24)
	6		Quenti Millora-Brown (The Citadel) at Col. of Charleston (12/14/23)
Turnovers	9		Tyran Cook (VMI) at Longwood (12/17/23)
	7		Vonterius Woolbright (Western Carolina) vs North Ala. (11/26/23)
	7		Brennan Watkins (VMI) at Samford (01/13/24)
	7		AJ Clark (VMI) at The Citadel (02/17/24)

2023-24 Southern Conference  
CONFERENCE BASKETBALL STATISTICS  
Through games of Mar 20, 2024 (Conference games only)

SCORING OFFENSE	G	W-L	Pts	Avg/G
1. Samford	18	15-3	1520	84.4
2. Chattanooga	18	12-6	1397	77.6
3. Western Carolina	18	11-7	1380	76.7
4. Furman	18	10-8	1366	75.9
5. UNCG	18	12-6	1339	74.4
6. Mercer	18	8-10	1297	72.1
7. Wofford	18	10-8	1286	71.4
8. ETSU	18	8-10	1238	68.8
9. VMI	18	1-17	1234	68.6
10. The Citadel	18	3-15	1230	68.3

SCORING DEFENSE	G	Pts	Avg/G
1. UNCG	18	1249	69.4
2. Western Carolina	18	1261	70.1
3. ETSU	18	1267	70.4
4. Chattanooga	18	1293	71.8
5. Wofford	18	1300	72.2
6. Furman	18	1304	72.4
7. Mercer	18	1312	72.9
8. Samford	18	1336	74.2
9. The Citadel	18	1354	75.2
10. VMI	18	1611	89.5

SCORING MARGIN	G	Offense	Defense	Margin
1. Samford	18	84.4	74.2	+10.2
2. Western Carolina	18	76.7	70.1	+6.6
3. Chattanooga	18	77.6	71.8	+5.8
4. UNCG	18	74.4	69.4	+5.0
5. Furman	18	75.9	72.4	+3.4
6. Wofford	18	71.4	72.2	-0.8
7. Mercer	18	72.1	72.9	-0.8
8. ETSU	18	68.8	70.4	-1.6
9. The Citadel	18	68.3	75.2	-6.9
10. VMI	18	68.6	89.5	-20.9

FREE THROW PCT	G	FTM	FTA	Pct.
1. UNCG	18	213	282	.755
2. Furman	18	248	329	.754
3. Chattanooga	18	217	288	.753
4. Western Carolina	18	231	314	.736
5. Samford	18	287	393	.730
6. VMI	18	236	324	.728
7. The Citadel	18	235	331	.710
8. Mercer	18	199	290	.686
9. ETSU	18	229	338	.678
10. Wofford	18	169	282	.599

FIELD GOAL PERCENTAGE	G	FGM	FGA	Pct.
1. Samford	18	529	1062	.498
2. Chattanooga	18	495	1039	.476
3. UNCG	18	470	1025	.459
4. Wofford	18	472	1031	.458
5. The Citadel	18	448	981	.457
6. Mercer	18	493	1103	.447
7. Western Carolina	18	498	1121	.444
8. Furman	18	472	1100	.429
9. ETSU	18	440	1071	.411
10. VMI	18	444	1102	.403

FIELD GOAL PCT DEFENSE	G	FGM	FGA	Pct.
1. Western Carolina	18	449	1088	.413
2. UNCG	18	416	989	.421
3. Chattanooga	18	464	1090	.426
4. Wofford	18	451	1032	.437
5. Mercer	18	450	1028	.438
6. Samford	18	472	1052	.449
7. ETSU	18	452	996	.454
8. Furman	18	492	1083	.454
9. The Citadel	18	511	1049	.487
10. VMI	18	604	1228	.492

3-POINT FG PCT	G	3FGM	3FGA	Pct.
1. UNCG	18	186	447	.416
2. Samford	18	175	442	.396
3. Western Carolina	18	153	399	.383
4. Wofford	18	173	468	.370
5. Chattanooga	18	190	517	.368
6. Mercer	18	112	320	.350
7. Furman	18	174	528	.330
8. The Citadel	18	99	315	.314
9. ETSU	18	129	435	.297
10. VMI	18	110	373	.295

3-POINT FG PCT DEFENSE	G	3FGM	3FGA	Pct.
1. Mercer	18	127	389	.326
2. UNCG	18	142	429	.331
3. Western Carolina	18	120	361	.332
4. Furman	18	131	386	.339
5. Wofford	18	155	437	.355
6. Chattanooga	18	166	467	.355
7. ETSU	18	145	404	.359
8. Samford	18	161	443	.363
9. The Citadel	18	170	452	.376
10. VMI	18	184	476	.387

REBOUNDING OFFENSE	G	Rebounds	Avg/G
1. Western Carolina	18	716	39.8
2. Furman	18	665	36.9
ETSU	18	665	36.9
4. Wofford	18	634	35.2
5. Chattanooga	18	628	34.9
6. Mercer	18	623	34.6
7. VMI	18	613	34.1
8. UNCG	18	601	33.4
9. Samford	18	595	33.1
10. The Citadel	18	560	31.1

REBOUNDING DEFENSE	G	Rebounds	Avg/G
1. UNCG	18	583	32.4
2. The Citadel	18	587	32.6
3. Chattanooga	18	592	32.9
4. Wofford	18	596	33.1
5. ETSU	18	609	33.8
6. Samford	18	633	35.2
7. Western Carolina	18	637	35.4
8. Furman	18	646	35.9
9. Mercer	18	652	36.2
10. VMI	18	765	42.5



2023-24 Southern Conference  
CONFERENCE BASKETBALL STATISTICS  
Through games of Mar 20, 2024 (Conference games only)

REBOUNDING MARGIN	G	Team	Avg.	Opp.	Avg.	Margin
1. Western Carolina	18	716	39.8	637	35.4	+4.4
2. ETSU	18	665	36.9	609	33.8	+3.1
3. Wofford	18	634	35.2	596	33.1	+2.1
4. Chattanooga	18	628	34.9	592	32.9	+2.0
5. Furman	18	665	36.9	646	35.9	+1.1
6. UNCG	18	601	33.4	583	32.4	+1.0
7. The Citadel	18	560	31.1	587	32.6	-1.5
8. Mercer	18	623	34.6	652	36.2	-1.6
9. Samford	18	595	33.1	633	35.2	-2.1
10. VMI	18	613	34.1	765	42.5	-8.4

BLOCKED SHOTS	G	No.	Avg/G
1. ETSU	18	98	5.4
2. Chattanooga	18	61	3.4
Samford	18	61	3.4
4. Western Carolina	18	60	3.3
5. Mercer	18	49	2.7
6. VMI	18	48	2.7
7. UNCG	18	46	2.6
Furman	18	46	2.6
9. The Citadel	18	42	2.3
10. Wofford	18	39	2.2

ASSISTS	G	No.	Avg/G
1. Samford	18	288	16.0
2. Furman	18	273	15.2
3. UNCG	18	270	15.0
4. Wofford	18	269	14.9
5. Mercer	18	242	13.4
6. Chattanooga	18	230	12.8
7. ETSU	18	207	11.5
8. Western Carolina	18	198	11.0
9. The Citadel	18	197	10.9
10. VMI	18	173	9.6

STEALS	G	No.	Avg/G
1. Samford	18	179	9.9
2. UNCG	18	134	7.4
3. ETSU	18	127	7.1
4. Furman	18	121	6.7
5. Mercer	18	117	6.5
6. Chattanooga	18	115	6.4
7. VMI	18	110	6.1
8. The Citadel	18	107	5.9
9. Wofford	18	81	4.5
10. Western Carolina	18	79	4.4

TURNOVER MARGIN	G	Team	Avg.	Opp.	Avg.	Margin
1. Samford	18	212	11.8	297	16.5	+4.7
2. Furman	18	187	10.4	207	11.5	+1.1
3. Mercer	18	194	10.8	211	11.7	+0.9
4. UNCG	18	203	11.3	216	12.0	+0.7
5. ETSU	18	218	12.1	216	12.0	-0.1
6. Western Carolina	18	173	9.6	168	9.3	-0.3
7. The Citadel	18	221	12.3	211	11.7	-0.6
8. Wofford	18	199	11.1	168	9.3	-1.7
9. Chattanooga	18	209	11.6	174	9.7	-1.9
10. VMI	18	268	14.9	216	12.0	-2.9

ASSIST/TURNOVER RATIO	G	Ast.	Avg.	T/O	Avg.	Ratio
1. Furman	18	273	15.2	187	10.4	1.5
2. Samford	18	288	16.0	212	11.8	1.4
3. Wofford	18	269	14.9	199	11.1	1.4
4. UNCG	18	270	15.0	203	11.3	1.3
5. Mercer	18	242	13.4	194	10.8	1.2
6. Western Carolina	18	198	11.0	173	9.6	1.1
7. Chattanooga	18	230	12.8	209	11.6	1.1
8. ETSU	18	207	11.5	218	12.1	0.9
9. The Citadel	18	197	10.9	221	12.3	0.9
10. VMI	18	173	9.6	268	14.9	0.6

OFFENSIVE REBOUNDS	G	No.	Avg/G
1. ETSU	18	246	13.7
2. Mercer	18	210	11.7
3. Furman	18	203	11.3
4. Western Carolina	18	199	11.1
5. Wofford	18	185	10.3
6. UNCG	18	175	9.7
7. Chattanooga	18	161	8.9
8. Samford	18	160	8.9
9. The Citadel	18	151	8.4
10. VMI	18	146	8.1

DEFENSIVE REBOUNDS	G	No.	Avg/G
1. Western Carolina	18	517	28.7
2. VMI	18	467	25.9
Chattanooga	18	467	25.9
4. Furman	18	462	25.7
5. Wofford	18	449	24.9
6. Samford	18	435	24.2
7. UNCG	18	426	23.7
8. ETSU	18	419	23.3
9. Mercer	18	413	22.9
10. The Citadel	18	409	22.7

DEFENSIVE REB PCT.	G	D-Reb	Opp. OR	D-Reb%
1. Western Carolina	18	517	172	.750
2. Wofford	18	449	169	.727
3. Furman	18	462	177	.723
4. Chattanooga	18	467	182	.720
5. The Citadel	18	409	163	.715
6. ETSU	18	419	169	.713
7. UNCG	18	426	178	.705
8. VMI	18	467	214	.686
9. Samford	18	435	206	.679
10. Mercer	18	413	206	.667

OFFENSIVE REB PCT.	G	O-Reb	Opp. DR	O-Reb%
1. ETSU	18	246	440	.359
2. Mercer	18	210	446	.320
3. Wofford	18	185	427	.302
4. Furman	18	203	469	.302
5. UNCG	18	175	405	.302
6. Western Carolina	18	199	465	.300
7. Chattanooga	18	161	410	.282
8. Samford	18	160	427	.273
9. The Citadel	18	151	424	.263
10. VMI	18	146	551	.209

2023-24 Southern Conference  
CONFERENCE BASKETBALL STATISTICS  
Through games of Mar 20, 2024 (Conference games only)

3-POINT FG MADE	G	No.	Avg/G
1. Chattanooga	18	190	10.6
2. UNCG	18	186	10.3
3. Samford	18	175	9.7
4. Furman	18	174	9.7
5. Wofford	18	173	9.6
6. Western Carolina	18	153	8.5
7. ETSU	18	129	7.2
8. Mercer	18	112	6.2
9. VMI	18	110	6.1
10. The Citadel	18	99	5.5

2023-24 Southern Conference  
CONFERENCE BASKETBALL STATISTICS  
Through games of Mar 20, 2024 (Conference games only)

Team	Conference	Pct.	PF	PA	Overall	Pct.	PF	PA	Current unbeaten streak
Samford	15-3	.833	84.4	74.2	15-3	.833	84.4	74.2	Western Carolina -- 3
Chattanooga	12-6	.667	77.6	71.8	12-6	.667	77.6	71.8	Wofford -- 2
UNCG	12-6	.667	74.4	69.4	12-6	.667	74.4	69.4	ETSU -- 2
Western Carolina	11-7	.611	76.7	70.1	11-7	.611	76.7	70.1	Mercer -- 1
Furman	10-8	.556	75.9	72.4	10-8	.556	75.9	72.4	Samford -- 1
Wofford	10-8	.556	71.4	72.2	10-8	.556	71.4	72.2	
Mercer	8-10	.444	72.1	72.9	8-10	.444	72.1	72.9	
ETSU	8-10	.444	68.8	70.4	8-10	.444	68.8	70.4	
The Citadel	3-15	.167	68.3	75.2	3-15	.167	68.3	75.2	
VMI	1-17	.056	68.6	89.5	1-17	.056	68.6	89.5	

TEAM SUMMARIES	G	PF-PA	Avg score	Margin	FG-FGA	Pct.	3FG-FGA	Pct.	FT-FTA	Pct.	RebF	RebA	Margin
Chattanooga	18	1397-1293	77.6-71.8	+5.8	495-1039	.476	190-517	.368	217-288	.753	628	592	+2.0
ETSU	18	1238-1267	68.8-70.4	-1.6	440-1071	.411	129-435	.297	229-338	.678	665	609	+3.1
Furman	18	1366-1304	75.9-72.4	+3.4	472-1100	.429	174-528	.330	248-329	.754	665	646	+1.1
Mercer	18	1297-1312	72.1-72.9	-0.8	493-1103	.447	112-320	.350	199-290	.686	623	652	-1.6
Samford	18	1520-1336	84.4-74.2	+10.2	529-1062	.498	175-442	.396	287-393	.730	595	633	-2.1
The Citadel	18	1230-1354	68.3-75.2	-6.9	448-981	.457	99-315	.314	235-331	.710	560	587	-1.5
UNCG	18	1339-1249	74.4-69.4	+5.0	470-1025	.459	186-447	.416	213-282	.755	601	583	+1.0
VMI	18	1234-1611	68.6-89.5	-20.9	444-1102	.403	110-373	.295	236-324	.728	613	765	-8.4
Western Carolina	18	1380-1261	76.7-70.1	+6.6	498-1121	.444	153-399	.383	231-314	.736	716	637	+4.4
Wofford	18	1286-1300	71.4-72.2	-0.8	472-1031	.458	173-468	.370	169-282	.599	634	596	+2.1

ATTENDANCE	Home	Average	Away	Average	Neutral	Average	Total	Average
Chattanooga	9-31055	3451	9-19489	2165	0-0	0	18-50544	2808
ETSU	9-35242	3916	9-20380	2264	0-0	0	18-55622	3090
Furman	9-20806	2312	9-25504	2834	0-0	0	18-46310	2573
Mercer	9-20638	2293	9-18585	2065	0-0	0	18-39223	2179
Samford	9-22382	2487	9-26781	2976	0-0	0	18-49163	2731
The Citadel	9-18156	2017	9-22219	2469	0-0	0	18-40375	2243
UNCG	9-14580	1620	9-23306	2590	0-0	0	18-37886	2105
VMI	9-19102	2122	9-23088	2565	0-0	0	18-42190	2344
Western Carolina	9-26553	2950	9-22663	2518	0-0	0	18-49216	2734
Wofford	9-16029	1781	9-22528	2503	0-0	0	18-38557	2142
Totals	90-224543	2495	90-224543	2495	0-0	0	180-449086	2495

2023-24 Southern Conference  
INDIVIDUAL BASKETBALL STATISTICS  
Through games of Mar 20, 2024 (Conference games only)

To be ranked, a player must appear in at least 75.0% of their team's games.

SCORING								REBOUNDING							
	Cl	G	FG	3FG	FT	Pts	Avg/G		Cl	G	Off	Def	Total	Avg/G	
1. Vonterius Woolbright-WCU	Sr	18	134	5	115	388	21.6	1. Vonterius Woolbright-WCU	Sr	18	46	171	217	12.1	
2. Mikeal Brown-Jones-UNCG	Sr	18	112	19	102	345	19.2	2. Taeshaud Jackson-VMI	So	17	41	135	176	10.4	
3. Honor Huff-UTC	So	18	106	62	56	330	18.3	3. Quenti Millora-Brown-CIT		18	57	110	167	9.3	
4. JP Pegues-FUR	Jr	17	96	43	66	301	17.7	4. Marcus Foster-FUR	Sr	14	15	109	124	8.9	
5. AJ Smith-CIT	So	16	101	21	43	266	16.6	5. Kyler Filewich-WOF	Sr	18	56	97	153	8.5	
6. Keyshaun Langley-UNCG	Sr	18	105	54	31	295	16.4	6. Sam Alexis-UTC	So	18	45	105	150	8.3	
7. Trey Bonham-UTC	Sr	16	92	34	44	262	16.4	7. Jadyne Parker-ETSU	Jr	18	61	82	143	7.9	
8. Achor Achor-SAM	Jr	16	88	15	66	257	16.1	8. Mikeal Brown-Jones-UNCG	Sr	18	36	103	139	7.7	
9. Corey Tripp-WOF	Jr	18	107	27	45	286	15.9	9. Jalen Breath-UNCG	So	18	57	65	122	6.8	
10. Jaden Seymour-ETSU	Jr	18	96	24	67	283	15.7	10. Alex Holt-MER	Jr	18	41	61	102	5.7	
11. Marcus Foster-FUR	Sr	14	69	31	51	220	15.7	11. Jaden Seymour-ETSU	Jr	18	27	74	101	5.6	
12. Jalyn McCreary-MER	Sr	16	106	0	37	249	15.6	12. Achor Achor-SAM	Jr	16	29	54	83	5.2	
13. Elijah Morgan-CIT	Sr	18	89	45	50	273	15.2	13. A.J. Staton-McCray-SAM	Jr	14	8	64	72	5.1	
14. Ebby Asamoah-ETSU	Sr	18	92	49	39	272	15.1	14. Jackson Sivills-WOF	Jr	18	17	72	89	4.9	
15. Tre Jackson-WCU	Sr	18	88	57	24	257	14.3	Bernard Pelote-WCU	Jr	18	26	63	89	4.9	
16. Russell Jones Jr.-WCU	Sr	18	88	48	25	249	13.8	16. Stephen Olowoniyi-VMI	Fr	18	20	67	87	4.8	
17. David Thomas-MER	Fr	18	97	22	28	244	13.6	17. Quimari Peterson-ETSU	Jr	18	39	47	86	4.8	
18. Alex Williams-FUR	Jr	14	66	35	20	187	13.4	Ben VanderWal-FUR	So	18	43	43	86	4.8	
19. Tyran Cook-VMI	Fr	18	91	20	37	239	13.3	19. AJ Smith-CIT	So	16	11	64	75	4.7	
20. Taeshaud Jackson-VMI	So	17	77	25	44	223	13.1	20. Charles Lampten-WCU	Sr	18	34	50	84	4.7	
21. Madison Durr-CIT	So	18	71	8	78	228	12.7								
22. Jaden Campbell-SAM	Sr	17	72	29	40	213	12.5								
23. Quimari Peterson-ETSU	Jr	18	89	14	31	223	12.4								
24. Quenti Millora-Brown-CIT		18	90	0	38	218	12.1								
25. A.J. Staton-McCray-SAM	Jr	14	58	18	35	169	12.1								
26. DJ Campbell-WCU	So	18	76	19	32	203	11.3								
27. Donovan Atwell-UNCG	So	18	64	51	20	199	11.1								
28. Dillon Bailey-WOF	Jr	18	61	34	34	190	10.6								
29. Jan Zidek-UTC	Sr	18	65	27	32	189	10.5								
30. Rylan Jones-SAM	Sr	18	63	30	30	186	10.3								

FIELD GOAL PCT						ASSISTS				
	Cl	G	FGM	FGA	Pct.		Cl	G	No.	Avg/G
1. Alex Holt-MER	Jr	18	72	107	.673	1. Kobe Langley-UNCG	Sr	18	105	5.8
2. Quenti Millora-Brown-CIT		18	90	145	.621	2. Vonterius Woolbright-WCU	Sr	18	103	5.7
3. Achor Achor-SAM	Jr	16	88	146	.603	3. Rylan Jones-SAM	Sr	18	87	4.8
4. Jaden Campbell-SAM	Sr	17	72	130	.554	4. JP Pegues-FUR	Jr	17	72	4.2
5. Kyler Filewich-WOF	Sr	18	71	129	.550	5. Kyler Filewich-WOF	Sr	18	71	3.9
6. Mikeal Brown-Jones-UNCG	Sr	18	112	207	.541	6. Trey Bonham-UTC	Sr	16	61	3.8
7. Jalyn McCreary-MER	Sr	16	106	196	.541	7. Keyshaun Langley-UNCG	Sr	18	68	3.8
8. Stephen Olowoniyi-VMI	Fr	18	66	123	.537	8. Quimari Peterson-ETSU	Jr	18	67	3.7
9. Trey Bonham-UTC	Sr	16	92	176	.523	9. Carter Whitt-FUR	Jr	18	64	3.6
10. DJ Nussbaum-VMI	Sr	17	51	102	.500	10. Corey Tripp-WOF	Jr	18	59	3.3
11. Sam Alexis-UTC	So	18	76	153	.497	11. David Thomas-MER	Fr	18	55	3.1
12. DJ Campbell-WCU	So	18	76	154	.494	12. Madison Durr-CIT	So	18	54	3.0
13. Honor Huff-UTC	So	18	106	225	.471	13. Allen Strothers-ETSU	So	15	42	2.8
14. Jackson Sivills-WOF	Jr	18	58	125	.464	14. Tyran Cook-VMI	Fr	18	46	2.6
15. Russell Jones Jr.-WCU	Sr	18	88	192	.458	15. Caleb Hunter-MER	Jr	18	45	2.5



2023-24 Southern Conference  
INDIVIDUAL BASKETBALL STATISTICS  
Through games of Mar 20, 2024 (Conference games only)

FREE THROW PCT	Cl	G	FTM	FTA	Pct.
1. JP Pegues-FUR	Jr	17	66	73	.904
2. Elijah Morgan-CIT	Sr	18	50	56	.893
3. Honor Huff-UTC	So	18	56	64	.875
4. Ebby Asamoah-ETSU	Sr	18	39	46	.848
5. Trey Bonham-UTC	Sr	16	44	52	.846
6. Jaden Campbell-SAM	Sr	17	40	48	.833
7. Mikeal Brown-Jones-UNCG	Sr	18	102	127	.803
8. Marcus Foster-FUR	Sr	14	51	64	.797
9. AJ Smith-CIT	So	16	43	55	.782
10. A.J. Staton-McCray-SAM	Jr	14	35	45	.778
11. Corey Tripp-WOF	Jr	18	45	58	.776
12. Nathan Johnson-SAM	Sr	18	38	49	.776
13. Madison Durr-CIT	So	18	78	105	.743
14. Jaden Seymour-ETSU	Jr	18	67	92	.728
15. Vonterius Woolbright-WCU	Sr	18	115	159	.723

STEALS	Cl	G	No.	Avg/G
1. Kobe Langley-UNCG	Sr	18	44	2.4
2. Elijah Morgan-CIT	Sr	18	35	1.9
3. Rylan Jones-SAM	Sr	18	34	1.9
4. A.J. Staton-McCray-SAM	Jr	14	26	1.9
5. Dallas Graziani-SAM	Jr	18	32	1.8
6. AJ Clark-VMI	Fr	16	28	1.8
Trey Bonham-UTC	Sr	16	28	1.8
8. Honor Huff-UTC	So	18	30	1.7
9. Taeshaud Jackson-VMI	So	17	26	1.5
10. Quimari Peterson-ETSU	Jr	18	27	1.5
11. Keyshaun Langley-UNCG	Sr	18	25	1.4
PJay Smith-FUR	Jr	18	25	1.4
13. Jaden Seymour-ETSU	Jr	18	22	1.2
14. Carter Whitt-FUR	Jr	18	21	1.2
15. Marcus Foster-FUR	Sr	14	16	1.1

3-POINT FG PCT	Cl	G	3FG	FGA	Pct.
1. DJ Campbell-WCU	So	18	19	40	.475
2. Anthony Arrington-WOF	So	18	25	54	.463
3. Keyshaun Langley-UNCG	Sr	18	54	117	.462
4. Chase Cormier-WOF	So	17	27	59	.458
5. Maki Johnson-ETSU	Fr	15	15	33	.455
6. Jaden Campbell-SAM	Sr	17	29	65	.446
7. Donovan Atwell-UNCG	So	18	51	115	.443
8. Alex Williams-FUR	Jr	14	35	80	.438
9. Mikeal Brown-Jones-UNCG	Sr	18	19	44	.432
10. Jake Davis-MER	Fr	18	35	82	.427
11. Trey Bonham-UTC	Sr	16	34	80	.425
12. Russell Jones Jr.-WCU	Sr	18	48	115	.417
13. A.J. Staton-McCray-SAM	Jr	14	18	44	.409
14. Jackson Sivills-WOF	Jr	18	34	84	.405
15. Honor Huff-UTC	So	18	62	155	.400

3-POINT FG MADE	Cl	G	3FG	Avg/G
1. Honor Huff-UTC	So	18	62	3.4
2. Tre Jackson-WCU	Sr	18	57	3.2
3. Keyshaun Langley-UNCG	Sr	18	54	3.0
4. Donovan Atwell-UNCG	So	18	51	2.8
5. Ebby Asamoah-ETSU	Sr	18	49	2.7
6. Russell Jones Jr.-WCU	Sr	18	48	2.7
7. JP Pegues-FUR	Jr	17	43	2.5
8. Elijah Morgan-CIT	Sr	18	45	2.5
Alex Williams-FUR	Jr	14	35	2.5
10. PJay Smith-FUR	Jr	18	40	2.2
11. Marcus Foster-FUR	Sr	14	31	2.2
12. Trey Bonham-UTC	Sr	16	34	2.1
13. Jake Davis-MER	Fr	18	35	1.9
14. Jackson Sivills-WOF	Jr	18	34	1.9
Dillon Bailey-WOF	Jr	18	34	1.9

BLOCKED SHOTS	Cl	G	No.	Avg/G
1. Jady Parker-ETSU	Jr	18	51	2.8
2. Achor Achor-SAM	Jr	16	29	1.8
3. Charles Lampten-WCU	Sr	18	30	1.7
4. Sam Alexis-UTC	So	18	29	1.6
5. Quenti Millora-Brown-CIT		18	24	1.3
6. Corneilous Williams-WCU	Fr	16	16	1.0
7. Stephen Olowoniyi-VMI	Fr	18	16	0.9
8. Tyrese Hughey-FUR	Jr	18	15	0.8
9. Jaden Seymour-ETSU	Jr	18	14	0.8
10. DJ Nussbaum-VMI	Sr	17	12	0.7
11. Jalyn McCreary-MER	Sr	16	11	0.7
12. Cooper Bowser-FUR	Fr	17	11	0.6
13. Ebby Asamoah-ETSU	Sr	18	11	0.6
14. Belal El Shakery-WOF	Fr	18	10	0.6
Jalen Breath-UNCG	So	18	10	0.6

ASSIST/TURNOVER RATIO	Cl	G	Ast.	T/O	Ratio
1. Rylan Jones-SAM	Sr	18	87	24	3.6
2. Kyler Filewich-WOF	Sr	18	71	21	3.4
3. Kobe Langley-UNCG	Sr	18	105	37	2.8
4. David Thomas-MER	Fr	18	55	24	2.3
5. JP Pegues-FUR	Jr	17	72	33	2.2
6. Keyshaun Langley-UNCG	Sr	18	68	32	2.1
7. Carter Whitt-FUR	Jr	18	64	35	1.8
8. Vonterius Woolbright-WCU	Sr	18	103	59	1.7
9. Trey Bonham-UTC	Sr	16	61	40	1.5
10. Quimari Peterson-ETSU	Jr	18	67	50	1.3
11. Madison Durr-CIT	So	18	54	42	1.3
12. Corey Tripp-WOF	Jr	18	59	47	1.3

2023-24 Southern Conference  
INDIVIDUAL BASKETBALL STATISTICS  
Through games of Mar 20, 2024 (Conference games only)

OFFENSIVE REBOUNDS				
	Cl	G	No.	Avg/G
1. Jady Parker-ETSU	Jr	18	61	3.4
2. Jalen Breath-UNCG	So	18	57	3.2
Quenti Millora-Brown-CIT		18	57	3.2
4. Kyler Filewich-WOF	Sr	18	56	3.1
5. Vonterius Woolbright-WCU	Sr	18	46	2.6
6. Sam Alexis-UTC	So	18	45	2.5
7. Taeshaud Jackson-VMI	So	17	41	2.4
8. Ben VanderWal-FUR	So	18	43	2.4
9. Alex Holt-MER	Jr	18	41	2.3
10. Quimari Peterson-ETSU	Jr	18	39	2.2
11. Mikeal Brown-Jones-UNCG	Sr	18	36	2.0
12. Charles Lampten-WCU	Sr	18	34	1.9
13. Achor Achor-SAM	Jr	16	29	1.8
14. Riley Allenspach-SAM	Fr	18	27	1.5
Jaden Seymour-ETSU	Jr	18	27	1.5
Jah Quinones-MER	So	18	27	1.5

DEFENSIVE REBOUNDS				
	Cl	G	No.	Avg/G
1. Vonterius Woolbright-WCU	Sr	18	171	9.5
2. Taeshaud Jackson-VMI	So	17	135	7.9
3. Marcus Foster-FUR	Sr	14	109	7.8
4. Quenti Millora-Brown-CIT		18	110	6.1
5. Sam Alexis-UTC	So	18	105	5.8
6. Mikeal Brown-Jones-UNCG	Sr	18	103	5.7
7. Kyler Filewich-WOF	Sr	18	97	5.4
8. A.J. Staton-McCray-SAM	Jr	14	64	4.6
9. Jady Parker-ETSU	Jr	18	82	4.6
10. Jaden Seymour-ETSU	Jr	18	74	4.1
11. Jackson Sivills-WOF	Jr	18	72	4.0
AJ Smith-CIT	So	16	64	4.0
13. Jake Davis-MER	Fr	18	71	3.9
14. Elijah Morgan-CIT	Sr	18	68	3.8
15. Trey Bonham-UTC	Sr	16	60	3.8

MINUTES PLAYED				
	Cl	G	No.	Avg/G
1. Madison Durr-CIT	So	18	649	36.1
2. Vonterius Woolbright-WCU	Sr	18	648	36.0
3. Elijah Morgan-CIT	Sr	18	644	35.8
4. Honor Huff-UTC	So	18	628	34.9
5. AJ Smith-CIT	So	16	537	33.6
6. JP Pegues-FUR	Jr	17	570	33.5
7. Tre Jackson-WCU	Sr	18	603	33.5
8. Marcus Foster-FUR	Sr	14	464	33.1
9. Quenti Millora-Brown-CIT		18	594	33.0
10. Keyshaun Langley-UNCG	Sr	18	592	32.9
11. Jaden Seymour-ETSU	Jr	18	590	32.8
12. Quimari Peterson-ETSU	Jr	18	584	32.4
13. Taeshaud Jackson-VMI	So	17	535	31.5
14. Russell Jones Jr.-WCU	Sr	18	563	31.3
15. Ebby Asamoah-ETSU	Sr	18	561	31.2
16. Corey Tripp-WOF	Jr	18	554	30.8
Tyran Cook-VMI	Fr	18	554	30.8
18. Trey Bonham-UTC	Sr	16	492	30.8
19. DJ Campbell-WCU	So	18	545	30.3
20. Jady Parker-ETSU	Jr	18	541	30.1
Donovan Atwell-UNCG	So	18	541	30.1
22. Jake Davis-MER	Fr	18	539	29.9
23. Mikeal Brown-Jones-UNCG	Sr	18	526	29.2
24. Keynan Davis-CIT	Fr	18	525	29.2
25. Kobe Langley-UNCG	Sr	18	518	28.8
26. Rylan Jones-SAM	Sr	18	502	27.9
27. PJay Smith-FUR	Jr	18	495	27.5
28. Dillon Bailey-WOF	Jr	18	482	26.8
29. David Thomas-MER	Fr	18	481	26.7
30. Kyler Filewich-WOF	Sr	18	473	26.3

2023-24 Southern Conference  
INDIVIDUAL BASKETBALL STATISTICS  
Through games of Mar 20, 2024 (Conference games only)

<u>TEAM IDENTIFICATION</u>	<u>Team ID</u>
Chattanooga	UTC
ETSU	ETSU
Furman	FUR
Mercer	MER
Samford	SAM
The Citadel	CIT
UNCG	UNCG
VMI	VMI
Western Carolina	WCU
Wofford	WOF

2023-24 Southern Conference  
Conference Team Highs  
Through games of Mar 20, 2024 (Conference games only)

TEAM HIGHS (highest totals made by)

Points	134		Samford vs VMI (01/13/24)
	109		Chattanooga vs VMI (01/11/24)
Margin	48	(109-61)	Chattanooga vs VMI (01/11/24)
	42	(100-58)	UNCG vs VMI (02/28/24)
Field goals made	52		Samford vs VMI (01/13/24)
	42		Chattanooga vs VMI (01/11/24)
Field goal attempts	87		Samford vs VMI (01/13/24)
	76		VMI at Western Carolina (01/27/24)
Field goal percentage	.632	(36-57)	Mercer vs The Citadel (02/21/24)
	.603	(35-58)	Chattanooga vs The Citadel (01/27/24)
3-Pt FG made	18		Furman at VMI (01/17/24)
	17		Samford vs Chattanooga (01/03/24)
	17		Chattanooga vs VMI (01/11/24)
	17		Wofford at Samford (01/31/24)
3-Pt FG attempts	37		Furman at VMI (01/17/24)
	36		Chattanooga vs VMI (01/11/24)
	36		Wofford at Chattanooga (02/21/24)
3-Pt percentage	.600	(9-15)	Mercer at Furman (03/02/24)
	.593	(16-27)	UNCG vs VMI (02/28/24)
Free throws made	28		ETSU vs Mercer (01/03/24)
	28		Samford at Mercer (02/17/24)
Free throw attempts	36		Samford vs Mercer (01/20/24)
	36		Samford at Mercer (02/17/24)
Free throw percentage	1.000	(9-9)	Mercer at Chattanooga (02/28/24)
	.957	(22-23)	Mercer vs UNCG (02/24/24)
Rebounds	52		Western Carolina at VMI (02/24/24)
	51		Western Carolina at Mercer (01/13/24)
	51		Furman vs VMI (02/14/24)
Assists	28		Furman vs The Citadel (01/10/24)
	25		Samford vs VMI (01/13/24)
Steals	19		Samford vs VMI (01/13/24)
	18		Samford vs Mercer (01/20/24)
Blocked shots	10		ETSU vs Wofford (02/07/24)
	8		Western Carolina at Furman (01/20/24)
	8		ETSU vs The Citadel (02/03/24)
Turnovers	27		VMI at Samford (01/13/24)
	23		Mercer at Samford (01/20/24)
Fouls	29		Mercer vs Samford (02/17/24)
	27		Mercer at Samford (01/20/24)

2023-24 Southern Conference  
Conference Individual Highs  
Through games of Mar 20, 2024 (Conference games only)

INDIVIDUAL PLAYER GAME HIGHS

Points	39		Mikeal Brown-Jones (UNCG) vs The Citadel (01/17/24)
	39		Mikeal Brown-Jones (UNCG) at Western Carolina (01/24/24)
Field goals made	14		Mikeal Brown-Jones (UNCG) vs The Citadel (01/17/24)
	14		Vonterius Woolbright (Western Carolina) vs Chattanooga (01/31/24)
Field goal attempts	27		Vonterius Woolbright (Western Carolina) vs Chattanooga (01/31/24)
	23		Corey Tripp (Wofford) vs VMI (01/03/24)
Field goal percentage	1.000	(11-11)	Alex Holt (Mercer) vs The Citadel (02/21/24)
	.889	(8-9)	Kyler Filewich (Wofford) vs Furman (01/27/24)
	.889	(8-9)	Quenti Millora-Brown (The Citadel) at Samford (03/02/24)
3-Pt FG made	9		Honor Huff (Chattanooga) vs ETSU (02/14/24)
	7		Elijah Morgan (The Citadel) vs Samford (01/06/24)
	7		Alex Williams (Furman) vs The Citadel (01/10/24)
3-Pt FG attempts	16		Honor Huff (Chattanooga) vs ETSU (02/14/24)
	15		Tre Jackson (Western Carolina) vs UNCG (01/24/24)
3-Pt percentage	1.000	(6-6)	A.J. Staton-McCray (Samford) vs Chattanooga (01/03/24)
	1.000	(6-6)	Tyran Cook (VMI) vs Chattanooga (02/08/24)
Free throws made	13		Mikeal Brown-Jones (UNCG) at Western Carolina (01/24/24)
	13		Vonterius Woolbright (Western Carolina) vs UNCG (01/24/24)
Free throw attempts	16		Mikeal Brown-Jones (UNCG) at Western Carolina (01/24/24)
	16		Vonterius Woolbright (Western Carolina) vs UNCG (01/24/24)
Free throw percentage	1.000	(11-11)	Elijah Morgan (The Citadel) vs Mercer (01/24/24)
	1.000	(9-9)	JP Pegues (Furman) at Samford (02/21/24)
	1.000	(9-9)	JP Pegues (Furman) at Western Carolina (02/28/24)
	1.000	(8-8)	JP Pegues (Furman) vs ETSU (01/13/24)
	1.000	(8-8)	Mikeal Brown-Jones (UNCG) vs The Citadel (01/17/24)
	1.000	(8-8)	Mikeal Brown-Jones (UNCG) at Furman (02/04/24)
	1.000	(8-8)	Achor Achor (Samford) vs Western Carolina (02/14/24)
	1.000	(8-8)	Robby Carmody (Mercer) vs UNCG (02/24/24)
Rebounds	17		Kyler Filewich (Wofford) vs VMI (01/03/24)
	17		Sam Alexis (Chattanooga) vs Mercer (02/28/24)
Assists	11		Kobe Langley (UNCG) at Chattanooga (01/13/24)
	11		Vonterius Woolbright (Western Carolina) vs VMI (01/27/24)
	11		Trey Bonham (Chattanooga) at VMI (02/08/24)
	11		Vonterius Woolbright (Western Carolina) vs Furman (02/28/24)
Steals	9		Elijah Morgan (The Citadel) vs VMI (02/17/24)
	6		Dallas Graziani (Samford) vs VMI (01/13/24)
	6		Kobe Langley (UNCG) at Wofford (02/17/24)
Blocked shots	7		Charles Lampten (Western Carolina) at The Citadel (01/03/24)
	5		Jadyn Parker (ETSU) vs Wofford (02/07/24)
	5		Jadyn Parker (ETSU) vs Furman (02/10/24)
Turnovers	7		Brennan Watkins (VMI) at Samford (01/13/24)
	7		AJ Clark (VMI) at The Citadel (02/17/24)