



# SOUTHERN CONFERENCE MEN'S BASKETBALL

# 2021-22



702 North Pine Street, Spartanburg, SC 29303 • 864-591-5100 • Fax: 864-591-3448

Phil Perry, Assistant Commissioner for Media Relations (MBK contact)

facebook.com/SouthernConference • twitter.com/SoConSports • instagram.com/SouthernConference

## 2021-22 SOUTHERN CONFERENCE BASKETBALL STANDINGS

	Conference					Overall					
	W-L	Pct.	H	A	ST	W-L	Pct.	H	A	N	ST
Chattanooga	9-2	0.818	5-0	4-2	W1	19-5	0.792	10-1	9-4	0-0	W1
Furman	9-3	0.750	6-1	3-2	L1	17-8	0.680	11-2	6-6	0-0	L1
VMI	7-5	0.583	4-2	3-3	W3	14-10	0.583	8-2	5-7	1-1	W3
Mercer	6-5	0.545	5-1	1-4	L1	13-11	0.542	9-2	3-8	1-1	L1
Wofford	6-6	0.500	4-3	2-3	W1	14-10	0.583	9-4	5-6	0-0	W1
UNCG	5-6	0.455	2-3	3-3	W1	13-10	0.565	7-3	5-5	1-2	W1
Samford	4-7	0.364	3-1	1-6	L1	14-9	0.609	8-2	4-7	2-0	L1
The Citadel	4-7	0.364	3-3	1-4	W1	10-12	0.455	7-5	3-7	0-0	W1
ETSU	4-8	0.333	3-3	1-5	L5	12-13	0.480	7-4	2-9	3-0	L5
Western Carolina	3-8	0.273	3-2	0-6	L1	9-15	0.375	6-3	2-11	1-1	L1

## NOTES

• Three Southern Conference games are on the Monday night slate, including ETSU hosting Furman on ESPNU and league-leading Chattanooga taking on Mercer for the second time in three days. UNCG, fresh off a win over Furman that knocked the Paladins from atop the SoCon standings, looks to keep the momentum going when it visits Western Carolina.

• ETSU enters Monday night's contest having lost five straight games, but by a combined 15 points. The Bucs dropped a 62-60 decision at Wofford on Saturday, seeing a pair of shot attempts in the final 17 seconds go begging. Jordan King scored a game-high 18 points to pace ETSU in scoring for the fourth straight game.

• Furman saw its five-game winning streak and its brief reign at the top of the league come to an end with its 58-56 setback against UNCG at Bon Secours Wellness Arena in downtown Greenville, South Carolina, on Saturday. The Paladins rallied from a huge second-half deficit with an 18-0 run to take a one-point lead on Garrett Hien's 3-pointer with 59 seconds left, but UNCG's Bas Leyte hit three free throws in the last 32.9 seconds and Furman couldn't get a tying attempt to fall at the buzzer. Leyte finished with 11 points and 10 rebounds for his first career double-double.

• Two players hit career milestones in that contest, as UNCG graduate guard DeMonte Buckingham surpassed 1,500 points for his career and Furman fifth-year senior Alex Hunter became the Paladins' career 3-point leader with his second of the afternoon. He finished the game with 289 for his career, surpassing Jordan Lyons, who hit 288 from 2017-20.

• After Chattanooga topped Mercer 77-68 at home Saturday to move back into first place in the SoCon, the squads will meet again Monday in Macon, Georgia, in a makeup of a game postponed from Jan. 1.

• After failing to score in double figures for the first time since Nov. 27 in Wednesday's 80-72 loss at Samford, Malachi Smith, the SoCon's leading scorer at 20.9 points per game and the SoCon January Player of the month, was back in form with a game-high 22 for the Mocs against the Bears on Saturday. Josh Ayeni added a career-best 18 points for Chattanooga.

• Jalen Johnson scored 21 points to lead Mercer in Saturday's setback, while point guard Neftali Alvarez saw 20 minutes of action in his return from an injury that had kept him out since early December.

• Western Carolina's Nicholas Robinson has had a career week. After scoring a career-high 37 points and adding 11 rebounds in Wednesday's 87-84 win over ETSU, the graduate guard notched just the third triple-double in the Catamounts' Division I history in a 76-69 setback at VMI on Friday. He had 19 points, 13 rebounds and 10 assists on the evening.

• Since ETSU, Mercer and VMI joined the SoCon in 2014-15, the Bucs have the best conference record at 91-44 (.677), just ahead of Wofford (92-45, .672) Furman (90-45, .667), and UNCG (91-46, .664).

• Chattanooga is up two spots to No. 5 in the CollegeInsider.com Mid-Major Top 25 poll this week, while Furman is the second team outside of the poll. Wofford is also receiving votes.

## UPCOMING SCHEDULE (ALL TIMES EASTERN)

### Feb. 7 (Monday)

\*Furman at ETSU, 7 p.m. ESPN  
 \*Chattanooga at Mercer, 7 p.m. ESPN+  
 \*UNCG at Western Carolina, 7 p.m. ESPN+

### ESPN broadcast team

**Play-by-play:** Brock Bowling  
**Analyst:** Paul Biancardi

### Feb. 9 (Wednesday)

\*Western Carolina at Chattanooga, 7 p.m. ESPN+  
 \*Wofford at Samford, 8 p.m. ESPN+

### Feb. 10 (Thursday)

\*The Citadel at UNCG, 7 p.m. ESPN+  
 \*Mercer at VMI, 7 p.m. ESPN+

### Feb. 12 (Saturday)

\*Chattanooga at Furman, 2 p.m. ESPN+  
 \*The Citadel at VMI, 3:30 p.m. CBS Sports Network  
 \*Samford at ETSU, 4 p.m. ESPN+  
 \*Western Carolina at Wofford, 7 p.m. ESPN+

## RECENT RESULTS (HOME TEAM UNDERLINED>)

### Feb. 5 (Saturday)

\*Chattanooga 77, Mercer 68  
 \*UNCG 58, Furman 56  
 (Bon Secours Wellness Arena)  
 \*The Citadel 107, Samford 93  
 \*Wofford 62, ETSU 60

### Feb. 4 (Friday)

\*VMI 76, Western Carolina 69

### Feb. 2 (Wednesday)

\*Furman 102, The Citadel 83  
 \*VMI 76, UNCG 65  
 \*Western Carolina 87, ETSU 84  
 \*Samford 80, Chattanooga 72

## SoCon PLAYER OF THE WEEK (1/31)

PRESENTED BY **GEICO**

**Jordan King, So., G, ETSU**

ETSU's Jordan King averaged 25.0 points, 4.0 rebounds and 3.5 assists per game on the week in a pair of close losses.

King opened his week by matching his career high with 23 points in an 80-76 setback to UNCG on Wednesday in a battle of the last two SoCon champions. The guard from Albany, New York, hit four 3-pointers and had four rebounds, four assists and a steal in the four-point loss.

Three days later, King surpassed his career high with 27 points in an 83-79 loss at VMI, also setting new career marks with 10 field goals and seven 3-pointers made. He added another four rebounds and three assists and shot 58.8 percent from the floor on the day (10-for-17), including a 7-for-12 showing (58.3 percent) from deep.

The weekly award is the first of his career.



## ACTIVE SoCon CAREER LEADERS

Points scored	(SoCon career rank)
1,608	David Jean-Baptiste, UTC, Gr.
1,316	Alex Hunter, FUR, 5th
1,277	Jake Stephens, VMI, Sr.
1,237	Hayden Brown, CIT, Gr.
1,230	Mike Bothwell, FUR, Sr.

Points scored per game (min. 800 points)	
18.78	Malachi Smith (920 PTS/49 GP), UTC, So.
12.79	Kamdyn Curfman (1,049/82), VMI, Jr.
12.13	Hayden Brown (1,237/102), CIT, Sr.
11.40	David Jean-Baptiste (1,608/141), UTC, Gr.
11.20	Jake Stephens (1,277/114), VMI, Sr.

Field-goal percentage (min. 240 made)	
.524	Logan Dye, SAM, Jr.
.520	James Glisson III, MER, Jr.
.508	Jalen Slawson, FUR, Sr.
.502	Hayden Brown, CIT, Gr.
.486	Malachi Smith, UTC, So.

3-point field goals made	
289	Alex Hunter, FUR, 5th
268	David Jean-Baptiste, UTC, Gr.
243	Kamdyn Curfman, VMI, Jr.
168	Jake Stephens, VMI, Sr.
131	Mike Bothwell, FUR, Sr.
131	Sean Conway, VMI, Jr.

3-point field-goal percentage (min. 120 made)	
.394	Kamdyn Curfman, VMI, Jr.
.386	Alex Hunter, FUR, 5th
.376	David Jean-Baptiste, UTC, Gr.
.368	Sean Conway, VMI, Jr.
.361	Jake Stephens, VMI, Sr.

Free-throw percentage (min. 110 made)	
.847	Keyshaun Langley, UNCG, Jr.
.821	Mike Bothwell, FUR, Sr.
.815	Malachi Smith, UTC, So.
.801	Jake Stephens, VMI, Sr.
.775	David Jean-Baptiste, UTC, Gr.

Rebounds	
677	Jake Stephens, VMI, Sr.
633	Hayden Brown, CIT, Gr.
524	Jalen Slawson, FUR, Sr.
448	Mohammed Abdulsalam, UNCG, Sr.
427	Alex Hunter, FUR, 5th

Rebounds per game (min. 280 rebounds)	
7.61	Malachi Smith (373 REB/49 GP), UTC, So.
6.73	Felipe Haase (350/52), MER, R-Sr.
6.21	Hayden Brown (633/102), CIT, Gr.
5.94	Jake Stephens (677/114), VMI, Sr.
4.99	Sean Conway (389/78), VMI, Jr.

Blocked shots	
145	Jake Stephens, VMI, Sr.
117	Stephen Clark, CIT, Jr.
111	Jalen Slawson, FUR, Sr.
49	Victor Baffuto, MER, R-Sr.
45	Messiah Jones, WOF, Jr.

Steals	
140	David Jean-Baptiste, UTC, Gr.
130	Alex Hunter, FUR, 5th
130	Jalen Slawson, FUR, Sr.
123	Ryan Larson, WOF, Sr.
119	Mike Bothwell, FUR, Sr.

Assists	
432	Alex Hunter, FUR, 5th
317	David Jean-Baptiste, UTC, Gr.
301	Ryan Larson, WOF, Sr.
266	Jake Stephens, VMI, Sr.
238	Mike Bothwell, FUR, Sr.

Assists per game (min. 150 assists)	
4.73	David Sloan (232 AST/49 GP), ETSU, Sr.
3.98	Tyler Moffe (175/44), CIT, Gr.
3.22	Malachi Smith (158/49 GP), UTC, So.
2.94	Felipe Haase (153/49), MER, R-Sr.
2.92	Alex Hunter (432/148), FUR, 5th

## SoCon RECORD BOOK

TEAM		
3-point field goals made		
Game		
1. 24	VMI vs. Furman	2/12/15
2. 23	The Citadel vs. Mid-Atlantic Christian	11/12/18
23	The Citadel vs. High Point	11/27/18
4. 22	Georgia Southern vs. Chattanooga	1/17/05
22	The Citadel vs. UNCG	2/28/19
22	Samford vs. Belhaven	12/21/20
<b>22</b>	<b>Furman vs. North Greenville</b>	<b>11/9/21</b>
<b>22</b>	<b>VMI vs. Carlow</b>	<b>11/9/21</b>
9. 21	Furman vs. Virginia Intermont	12/29/04
21	VMI vs. Johnson	11/18/14
21	The Citadel vs. Ogelthorpe	11/10/17
21	Furman vs. North Greenville	11/15/18
21	VMI vs. Campbellsville-Harrodsburg	12/15/20
21	Furman vs. South Carolina State	12/21/20
<b>21</b>	<b>Furman vs. Western Carolina</b>	<b>1/19/22</b>

Assists		
Game		
1. 42	The Citadel vs. Mid-Atlantic Christian	11/19/15
2. 39	Davidson vs. Warren Wilson	12/9/91
3. 38	Marshall vs. South Carolina	12/1/80
4. 37	The Citadel vs. Mid-Atlantic Christian	12/12/18
5. 36	Chattanooga vs. Emmanuel	11/29/03
36	Samford vs. Belhaven	12/21/20
7. 35	Davidson vs. Mount St. Mary	12/15/06
35	Chattanooga vs. Tennessee Wesleyan	11/26/03
9. 34	The Citadel vs. Johnson	11/13/16
34	Wofford vs. UVA-Wise	12/6/16
<b>34</b>	<b>Furman vs. North Greenville</b>	<b>11/9/21</b>

INDIVIDUAL		
3-point field-goal percentage		
Game (minimum 6 made)		
1. 100.0 (9-9)	Nicholas Paulos, UNCG vs. Davidson	Jan. 18, 2014
<b>2. 100.0 (8-8)</b>	<b>Jalen Johnson, Mercer vs. VMI</b>	<b>Jan. 13, 2022</b>
3. 100.0 (7-7)	Stefan Kenic, Chattanooga vs. Western Carolina	Feb. 17, 2021

## NATIONAL HONORS

Lou Henson National Player of the Week	
Nov. 15	Mike Bothwell, Sr., G, Furman
Dec. 27	Ques Glover, So., G, Samford
Jan. 3	Jake Stephens, Sr., C, VMI

## OVERTIME ALL THE TIME

SoCon teams played in 14 overtime games during nonconference play, going 7-7, while there has been one OT game in SoCon play so far. SoCon squads played just 11 overtime games all of last season.

11/9	Western Carolina 79, Bowling Green 71 (OT)
11/12	Furman 80, Louisville 72 (OT)
11/12	UNCG 70, Northern Kentucky 69 (OT)
11/12	Presbyterian 73, VMI 72 (OT)
11/13	Winthrop 88, Mercer 85 (OT)
11/15	Presbyterian 74, The Citadel 70 (2OT)
11/15	Belmont 95, Furman 89 (OT)
11/19	Massachusetts 93, UNCG 90 (OT)
11/20	Marist 78, VMI 74 (OT)
11/21	Florida International 74, UNCG 71 (OT)
11/28	The Citadel 91, South Carolina State 79 (OT)
11/30	Furman 74, High Point 70 (2OT)
12/3	Furman 91, College of Charleston 88 (OT)
12/8	Western Carolina 74, Tennessee Tech 69 (OT)
1/5	Western Carolina 94, The Citadel 90 (OT)

## SoCon PLAYERS OF THE WEEK

PRESENTED BY **GEICO**

Nov. 15	Mike Bothwell, Sr., G, Furman
Nov. 22	Malachi Smith, So., G, Chattanooga
Nov. 29	Max Klesmit, So., G, Wofford
Dec. 6	Jalen Slawson, Sr., F, Furman
Dec. 13	Jake Stephens, Sr., C, VMI
Dec. 20	Malachi Smith, So., G, Chattanooga
Dec. 27	Ques Glover, So., G, Samford
Jan. 3	Jake Stephens, Sr., C, VMI
Jan. 10	Malachi Smith, So., G, Chattanooga
Jan. 17	Jake Stephens, Sr., C, VMI
Jan. 24	Malachi Smith, So., G, Chattanooga
Jan. 31	Jordan King, So., G, ETSU
Feb. 7	
Feb. 14	
Feb. 21	
Feb. 28	

## SoCon PLAYERS OF THE MONTH

November	Hayden Brown, Gr., F, The Citadel
December	Jake Stephens, Sr., C, VMI
January	Malachi Smith, So., G, Chattanooga
February	

## SoCon STUDENT-ATHLETES OF THE WEEK

Nov. 24	Malachi Smith, So., G, Chattanooga
Dec. 29	Jackson Greco, So., G, Mercer

## Did you know?

- SoCon squads picked up six wins over Power 5 conference opponents this season, bookending the beginning and end of nonconference play. The Citadel opened the season with a 78-63 win at Pittsburgh on Nov. 9, followed by Furman beating Louisville 80-72 in overtime on Nov. 12. To cap nonconference play, Samford topped Mississippi on 75-73 on Dec. 21, with ETSU downing Georgia 86-84 the next day. In between, Samford dropped Oregon State 78-77 on Nov. 18 and Wofford edged Georgia 68-65 on Nov. 28.

- Prior to the COVID-affected 2021-22 season, the SoCon had produced four 20-game winners in each of the previous four seasons. Only UNCG (21-9) reached the benchmark last season, while Mercer (18-11) and Chattanooga (18-8) both finished with 18 wins.

- First conducted in 1921, the SoCon men's basketball tournament is the nation's oldest college conference tournament. The 2022 tournament will be the 102nd edition.

- Furman's Frank Selvy scored an NCAA-record 100 points on Feb. 13, 1954. His record still stands.

- Western Carolina's Ronnie Carr hit the first 3-point basket in NCAA history on Nov. 29, 1980.

- Wofford's Fletcher Magee finished his career in 2019 as the NCAA Division I record-holder with 509 made 3-pointers.

- While it currently has 10 member schools, the Southern Conference has had 44 full-time members in its illustrious history, including the schools that exited to found the Southeastern Conference (1932) at the Atlantic Coast Conference (1953). In all, 21 schools that are now members of "Power 5" conferences were once members of the SoCon.

## COLLEGEINSIDER.COM MID-MAJOR TOP 25

School (1st-place)	PS	N15	N22	N29	D6	D13	D20	D27	J3	J10	J17	J24	J31
Gonzaga (31)	1	1	1	1	1	1	1	1	1	1	1	1	1
Iona	13	10	7	7	5	4	4	4	4	5	4	3	2
Murray State	-	-	-	-	20	10	8	9	9	5	5	3	3
Saint Mary's	8	6	5	4	8	6	7	7	7	8	8	6	4
<b>Chattanooga</b>	<b>21</b>	<b>21</b>	<b>12</b>	<b>16</b>	<b>11</b>	<b>8</b>	<b>15</b>	<b>15</b>	<b>13</b>	<b>11</b>	<b>13</b>	<b>7</b>	<b>5</b>
Loyola Chicago	9	7	4	5	4	3	3	3	3	2	2	4	6
South Dakota State	10	12	11	9	9	11	16	12	12	12	10	8	7
Toledo	17	17	21	15	16	18	19	18	19	17	15	9	8
Ohio	24	15	15	8	12	12	9	8	8	7	6	10	9
BYU	3	2	2	2	3	5	5	5	5	3	3	2	10
Vermont	16	22	19	-	-	-	-	-	-	18	14	11	-
Oakland	-	25	17	11	10	13	14	16	15	15	12	15	12
New Mexico State	15	14	14	14	15	14	11	10	10	9	13	13	-
San Francisco	12	8	6	3	2	2	2	2	2	4	7	11	14
Drake	4	3	3	17	13	15	12	13	16	16	17	15	-
Wagner	-	-	-	-	-	-	-	-	-	25	20	18	16
Missouri State	11	19	16	18	-	-	25	-	21	-	19	12	17
Cleveland State	-	-	-	-	-	-	-	-	-	21	22	16	18
Belmont	2	9	8	6	7	7	6	6	6	6	11	20	19
Weber State	-	-	18	10	6	9	18	23	-	-	-	-	20
Jacksonville State	-	-	-	-	-	-	-	-	-	-	-	-	21
UNCW	-	-	-	-	-	-	-	-	-	-	-	-	22
Princeton	-	-	-	-	-	-	-	-	-	-	24	19	23
Morehead State	-	-	-	-	-	-	-	-	-	-	-	24	24
Norfolk State	-	-	-	23	23	-	-	-	-	-	-	-	25
Monmouth	-	-	-	-	21	17	10	11	11	13	21	21	-
Grand Canyon	-	-	-	-	25	-	13	14	14	14	14	22	-
Liberty	5	4	-	24	22	-	24	-	-	-	25	23	-
Arkansas State	-	-	-	-	-	-	-	-	-	-	-	25	-
James Madison	-	-	-	-	16	17	17	17	19	17	-	-	-
Santa Clara	-	-	20	22	-	-	-	-	25	18	23	-	-
Akron	-	-	-	-	25	22	22	18	20	-	-	-	-
<b>Furman</b>	-	<b>16</b>	<b>24</b>	<b>21</b>	<b>17</b>	<b>23</b>	-	-	<b>22</b>	-	-	-	-
Utah Valley	-	-	-	-	14	24	21	20	24	23	-	-	-
Southern Utah	23	-	-	-	19	20	19	23	24	-	-	-	-
Abilene Christian	-	-	-	-	-	-	-	-	20	-	-	-	-
Boston University	-	-	-	-	21	23	24	22	-	-	-	-	-
Hofstra	-	-	-	-	-	-	-	21	-	-	-	-	-
<b>Samford</b>	-	-	-	-	-	-	-	<b>25</b>	-	-	-	-	-
UC Irvine	-	-	-	20	18	20	-	-	-	-	-	-	-
Buffalo	6	11	10	19	24	22	-	-	-	-	-	-	-
UCSB	14	13	13	13	19	-	-	-	-	-	-	-	-
Georgia State	7	5	9	12	-	-	-	-	-	-	-	-	-
Yale	19	20	23	25	-	-	-	-	-	-	-	-	-
Louisiana	18	18	22	-	-	-	-	-	-	-	-	-	-
Miami (Ohio)	-	-	25	-	-	-	-	-	-	-	-	-	-
Winthrop	-	23	-	-	-	-	-	-	-	-	-	-	-
North Dakota State	25	24	-	-	-	-	-	-	-	-	-	-	-
Wright State	20	-	-	-	-	-	-	-	-	-	-	-	-
Loyola Marymount	22	-	-	-	-	-	-	-	-	-	-	-	-

**OTHERS RECEIVING VOTES:** Liberty 67, **Furman 63**, Seattle 52, Longwood 47, Santa Clara 24, Towson 23, Grand Canyon 18, Utah Valley 17, Montana State 16, App State 15, Monmouth 14, Arkansas State 10, Northern Iowa 10, Bradley 9, **Wofford 9**, Akron 8, Hawaii 8, Buffalo 7, James Madison 6, Oral Roberts 5, Hofstra 4, UC Irvine 4, Stony Brook 3, Jacksonville 2, Bryant 1, South Alabama 1, Southern Utah 1, Wright State 1

## SoCon COACHING RECORDS

Coach, school	Career (yrs.)	School (yrs.)	SoCon (yrs.)
Duggar Baucom, The Citadel	262-308 (19th)	74-129 (7th)	32-103 (8th)
Desmond Oliver, ETSU	12-13 (1st)	Same	4-8 (1st)
Bob Richey, Furman	106-43 (5th)	Same	60-21 (5th)
Greg Gary, Mercer	64-81 (5th)	48-37 (3rd)	25-21 (3rd)
Mike Jones, UNCG	151-138 (11th)	13-10 (1st)	5-6 (1st)
Bucky McMillan, Samford	20-22 (2nd)	Same	6-16 (2nd)
Lamont Paris, Chattanooga	78-69 (5th)	Same	38-43 (5th)
Dan Earl, VMI	72-133 (7th)	Same	32-84 (7th)
Justin Gray, Western Carolina	9-15 (1st)	Same	3-8 (1st)
Jay McAuley, Wofford	48-35 (3rd)	Same	26-21 (3rd)

## NCAA TOURNAMENT

The Southern Conference and Furman are co-hosting NCAA Men's Basketball Championship First and Second Round games at Bon Secours Wellness Arena in Greenville, South Carolina, on March 18 and 20, 2022.

## SoCon 100th ANNIVERSARY TEAM

The Southern Conference named its 100th anniversary teams to close out the 2021 calendar year and celebration of the first 100 years of the league.



## OTHER NATIONAL RANKINGS

### NET Rankings

As of Feb. 5, two SoCon squads are ranked in the top 100 in the NET rankings and two more are in the top 150.

58	Chattanooga
76	Furman
108	Wofford
143	VMI
167	UNCG
174	ETSU
197	Samford
208	Mercer
227	The Citadel
277	Western Carolina

### RPI Rankings

As of Feb. 5, the SoCon is ranked No. 11 as a league in the RPI, according to WarrenNolan.com.

Individual team rankings are as follows:

37	Chattanooga
69	Furman
134	VMI
141	UNCG
142	Mercer
155	Wofford
161	ETSU
164	Samford
233	The Citadel
251	Western Carolina

## Preseason predictions

Chattanooga is the preseason SoCon favorite to win the 2021-22 SoCon men's basketball title in polling of the league's 10 men's basketball coaches and media. Hayden Brown, a graduate student and forward for The Citadel, is the coaches' preseason player of the year selection after finishing second in the league in scoring (18.8 ppg) and pacing the SoCon in rebounding (10.5 rpg) last season. He was the only league player to average a double-double.

### Preseason Player of the Year

Hayden Brown, Gr., F, The Citadel

### Preseason All-Southern Conference Team

Hayden Brown, Gr., F, The Citadel  
 Ledarius Brewer, R-Jr., G, ETSU  
 David Sloan, Sr., G, ETSU  
 Mike Bothwell, Sr., G, Furman  
 Alex Hunter, 5th, G, Furman  
 Nefali Alvarez, R-Jr., G, Mercer  
 Felipe Haase, R-Sr., F, Mercer  
 David Jean-Baptiste, Gr., G, Chattanooga  
 Malachi Smith, So., G, Chattanooga  
 Jake Stephens, Sr., C, VMI

### Coaches poll

Team (1st)	Total	Media poll Team (1st)	Total
1. Chattanooga (7)	77	1. Chattanooga (18)	254
2. Furman (2)	71	2. Furman (3)	220
3. ETSU	59	3. Wofford (1)	191
4. Mercer (1)	58	4. Mercer (2)	190
5. Wofford	49	5. ETSU	186
6. UNCG	45	6. UNCG (3)	160
7. VMI	32	7. VMI	104
8. Samford	24	8. The Citadel	74
9. The Citadel	23	9. Samford	57
10. Western Carolina	12	10. Western Carolina	49

# SPECIALTY STATS LEADERS

## 40-point games Ovr. SoCon

Felipe Haase, MER.....	1	0
------------------------	---	---

## 30-point games Ovr. SoCon

Hayden Brown, CIT.....	2	1
Malachi Smith, UTC.....	2	1
Jordan King, ETSU.....	1	1
Mike Bothwell, FUR.....	1	0
Alex Hunter, FUR.....	1	0
Jalen Slawson, FUR.....	1	0
Felipe Haase, MER.....	1	0
Jalen Johnson, MER.....	1	1
Ques Glover, SAM.....	1	1
David Jean-Baptiste, UTC.....	1	1
Jake Stephens, VMI.....	1	1
Nicholas Robinson, WCU.....	1	1

## 20-point games Ovr. SoCon

Malachi Smith, UTC.....	15	7
Jake Stephens, VMI.....	12	9
Ques Glover, SAM.....	10	4
Hayden Brown, CIT.....	7	3
Jordan King, ETSU.....	6	4
Mike Bothwell, FUR.....	6	2
Alex Hunter, FUR.....	6	0
Kamdyn Curfman, VMI.....	6	2
Jason Roche, CIT.....	5	2
David Sloan, ETSU.....	5	3
Jalen Slawson, FUR.....	5	3
De'Monte Buckingham, UNCG.....	5	1
Max Klesmit, WOF.....	5	2
B.J. Mack, WOF.....	5	3
Ledarius Brewer, ETSU.....	4	3
Felipe Haase, MER.....	4	2
Jalen Johnson, MER.....	4	3
David Jean-Baptiste, UTC.....	4	1
Nicholas Robinson, WCU.....	3	1
Rudy Fitzgibbons III, CIT.....	2	1
Conley Garrison, FUR.....	2	2
Neftali Alvarez, MER.....	2	0
James Glisson III, MER.....	2	1
Logan Dye, SAM.....	2	2
Jermaine Marshall, SAM.....	2	1
Silvio De Sousa, UTC.....	2	0
Honor Huff, VMI.....	2	2
Travion McCray, WCU.....	2	0
Stephen Clark, CIT.....	1	1
Tyler Moffe, CIT.....	1	1
Ty Brewer, ETSU.....	1	0
Shannon Grant, MER.....	1	1
Keyshaun Langley, UNCG.....	1	1
Jaden Campbell, SAM.....	1	1
Wesley Cardet, SAM.....	1	0
Darius Banks, UTC.....	1	0
Trey Bonham, VMI.....	1	1
Cameron Bacote, WCU.....	1	1
Marcus Banks, WCU.....	1	0
Joe Petrakis, WCU.....	1	1
Vonterius Woolbright, WCU.....	1	1
Austin Patterson, WOF.....	1	0
Luke Turner, WOF.....	1	1

## 20-rebound games Ovr. SoCon

Jake Stephens, VMI.....	1	1
-------------------------	---	---

## 15-rebound games Ovr. SoCon

Jake Stephens, VMI.....	3	2
Hayden Brown, CIT.....	2	1
Stephen Clark, CIT.....	1	0
Vonterius Woolbright, WCU.....	1	0

## 10-rebound games Ovr. SoCon

Jermaine Marshall, SAM.....	8	1
Jake Stephens, VMI.....	8	5
Jalen Slawson, FUR.....	7	3
Hayden Brown, CIT.....	6	3
Silvio De Sousa, UTC.....	6	4
Nicholas Robinson, WCU.....	6	3
Felipe Haase, MER.....	4	2

De'Monte Buckingham, UNCG.....	4	0
Isaiah Bigelow, WOF.....	4	2
Stephen Clark, CIT.....	3	2
Ledarius Brewer, ETSU.....	3	1
Sean Conway, VMI.....	3	1
Vonterius Woolbright, WCU.....	3	1
Silas Adheke, ETSU.....	2	0
Ty Brewer, ETSU.....	2	1
Marcus Foster, FUR.....	2	0
Bas Leyte, UNCG.....	2	1
Wesley Cardet, SAM.....	2	1
Marlow Gilmore, WCU.....	2	0
B.J. Mack, WOF.....	2	0
Charlie Weber, ETSU.....	1	0
Josh Ayeni, UTC.....	1	0
James Glisson III, MER.....	1	0
Shannon Grant, MER.....	1	1
Jalen Johnson, MER.....	1	0
Mohammed Abdulsalam, UNCG.....	1	0
Kaleb Hunter, UNCG.....	1	0
Khyre Thompson, UNCG.....	1	0
Jaden Campbell, SAM.....	1	0
Logan Dye, SAM.....	1	1
Jacob Tryon, SAM.....	1	0
Darius Banks, UTC.....	1	0
Malachi Smith, UTC.....	1	0
Kamdyn Curfman, VMI.....	1	1
Marcus Banks, WCU.....	1	1
Tyler Harris, WCU.....	1	1
Travion McCray, WCU.....	1	0
Joe Petrakis, WCU.....	1	0
Luke Turner, WOF.....	1	1

## 10-assist games Ovr. SoCon

David Sloan, ETSU.....	2	2
Jalen Slawson, FUR.....	1	0
Nicholas Robinson, WCU.....	1	1

## 5-steal games Ovr. SoCon

Joe Anderson, FUR.....	1	0
Jalen Slawson, FUR.....	1	1
Kamar Robertson, MER.....	1	0
David Jean-Baptiste, UTC.....	1	0
Malachi Smith, UTC.....	1	1

## 5-block games Ovr. SoCon

Stephen Clark, CIT.....	3	2
Jake Stephens, VMI.....	2	0
Ty Brewer, ETSU.....	1	1
Jalen Slawson, FUR.....	1	0
Jalen Johnson, MER.....	1	1

## Double-doubles Ovr. SoCon

Jake Stephens, VMI.....	8	5
Jermaine Marshall, SAM.....	7	1
Hayden Brown, CIT.....	6	3
Jalen Slawson, FUR.....	5	1
Silvio De Sousa, UTC.....	5	3
Nicholas Robinson, WCU.....	5	3
Felipe Haase, MER.....	4	2
Ledarius Brewer, ETSU.....	3	1
Vonterius Woolbright, WCU.....	3	1
Stephen Clark, CIT.....	2	1
David Sloan, ETSU*.....	2	2
Marcus Foster, FUR.....	2	0
De'Monte Buckingham, UNCG.....	2	0
Sean Conway, VMI.....	2	1
B.J. Mack, WOF.....	2	0
Charlie Weber, ETSU.....	1	0
Shannon Grant, MER.....	1	1
Jalen Johnson, MER.....	1	0
Kaleb Hunter, UNCG.....	1	0
Bas Leyte, UNCG.....	1	1
Jaden Campbell, SAM.....	1	0
Wesley Cardet, SAM.....	1	0
Logan Dye, SAM.....	1	1
Jacob Tryon, SAM.....	1	0
Josh Ayeni, UTC.....	1	0
Malachi Smith, UTC.....	1	0

Kamdyn Curfman, VMI.....	1	1
Marcus Banks, WCU.....	1	1
Tyler Harris, WCU.....	1	1
Joe Petrakis, WCU.....	1	0
Isaiah Bigelow, WOF.....	1	1
Luke Turner, WOF.....	1	1

## \*Points/assists

## Triple-doubles Ovr. SoCon

Jalen Slawson, FUR.....	1	0
Nicholas Robinson, WCU.....	1	1

## 40/10 games Ovr. SoCon

Felipe Haase, MER.....	1	0
------------------------	---	---

## 30/10 games Ovr. SoCon

Hayden Brown, CIT.....	1	1
Jalen Slawson, FUR.....	1	0
Felipe Haase, MER.....	1	0
Nicholas Robinson, WCU.....	1	1

## 20/20 games Ovr. SoCon

Jake Stephens, VMI.....	1	1
-------------------------	---	---

## 20/15 games Ovr. SoCon

Jake Stephens, VMI.....	3	2
Hayden Brown, CIT.....	2	1

## 20/10 games Ovr. SoCon

Jake Stephens, VMI.....	6	4
Hayden Brown, CIT.....	5	3
Ledarius Brewer, ETSU.....	1	1
Jalen Slawson, FUR.....	1	0
Felipe Haase, MER.....	1	0
De'Monte Buckingham, UNCG.....	1	0
Wesley Cardet, SAM.....	1	0
Jermaine Marshall, SAM.....	1	0
Malachi Smith, UTC.....	1	0
Nicholas Robinson, WCU.....	1	1
B.J. Mack, WOF.....	1	0
Luke Turner, WOF.....	1	1

## 3-Pointer Streaks (Through Games 2/6)

• Ten Southern Conference players have streaks of at least 10 games with at least one made 3-pointer.

## Consecutive games with a 3-pointer

Player, school, class	'21-22	'20-21	Total
Kamdyn Curfman, VMI, Jr.	24	1	25
Jason Roche, CIT, Fr.	22	x	22
Ryan Larson, WOF, Sr.	20	x	20
Jake Stephens, VMI, Sr.	18	x	18
Jaden Campbell, SAM, So.	15	x	15
Max Klesmit, WOF, So.	13	x	13
Alex Hunter, FUR, 5th	12	x	12
David Jean-Baptiste, UTC, Gr.	11	x	11
Ledarius Brewer, ETSU, R-Jr.	11	x	11
Jordan King, ETSU, So.	11	x	11

• As a team, ETSU has the fourth-longest active streak in the NCAA at 1,085 consecutive games with a made 3-pointer. The last time the Bucs failed to make at least one triple was in an 0-for-8 showing against Davidson on Feb. 16, 1987.

**America East Conference (2-1)**

- 11/19 UMBC 91, Western Carolina 75 (Farmville, Va.)
- 11/27 UNCG 54, Vermont 51
- 12/16 UNCG 62, UMBC 61

**American Athletic Conference (0-1)**

- 11/14 East Carolina 95, Western Carolina 79

**ASUN Conference (5-1)**

- 11/25 VMI 73, Central Arkansas 67 (New Orleans, La.)
- 12/1 Mercer 73, Kennesaw State 71
- 12/5 Wofford 88, Kennesaw State 62
- 12/5 Chattanooga 85, Lipscomb 64
- 12/18 Samford 85, Kennesaw State 84
- 12/19 Florida Gulf Coast 67, Mercer 55

**Atlantic 10 Conference (1-3)**

- 11/19 Massachusetts 93, UNCG 90 (OT) (St. Petersburg, Fla.)
- 11/20 Saint Louis 75, Mercer 58
- 11/20 Chattanooga 56, VCU 54
- 12/1 Richmond 73, Wofford 64
- 12/22 Wofford at Duquesne, canc.

**Atlantic Coast Conference (2-5)**

- 11/9 The Citadel 78, Pittsburgh 63
- 11/12 Furman 80, Louisville 72 (OT)
- 11/12 Clemson 76, Wofford 68
- 11/12 Wake Forest 87, Western Carolina 75
- 11/22 #5 Duke 107, The Citadel 81
- 12/14 North Carolina 74, Furman 61
- 12/14 Wake Forest 77, VMI 70

**Big South Conference (15-10)**

- 11/9 UNCG 57, North Carolina A&T 53
- 11/12 Presbyterian 73, VMI 72 (OT)
- 11/13 Winthrop 88, Mercer 85 (OT)
- 11/14 Chattanooga 75, UNC Asheville 45
- 11/15 Presbyterian 74, The Citadel 70 (2OT)
- 11/18 ETSU 56, USC Upstate 43
- 11/19 Furman 81, Radford 64
- 11/19 Wofford 77, Hampton 60
- 11/21 Western Carolina 64, Longwood 53
- 11/24 Presbyterian 59, VMI 54 (New Orleans, La.)
- 11/26 Samford 77, North Carolina A&T 75 (Niceville, Fla.)
- 11/27 Gardner-Webb 87, Western Carolina 59
- 11/27 Furman 87, USC Upstate 77
- 11/30 Furman 74, High Point 70 (2OT)
- 12/1 UNC Asheville 65, The Citadel 58
- 12/4 Western Carolina 78, USC Upstate 73
- 12/7 Winthrop 85, Furman 80
- 12/8 Chattanooga 78, UNC Asheville 73
- 12/8 Wofford 78, Gardner-Webb 70
- 12/11 VMI 64, Gardner-Webb 61
- 12/11 UNC Asheville 73, Western Carolina 72
- 12/14 North Carolina A&T 69, ETSU 67
- 12/18 UNC Asheville 79, ETSU 64
- 12/18 Wofford 76, Presbyterian 49
- 12/21 Furman 75, Presbyterian 61
- 12/22 VMI at Hampton, canc.

**Colonial Athletic Association (2-2)**

- 11/27 College of Charleston 68, Chattanooga 66
- 11/30 UNCG 74, Elon 61
- 12/3 Furman 91, College of Charleston 88 (OT)
- 12/14 Towson 74, UNCG 64

**Conference USA (1-4)**

- 11/21 Florida International 74, UNCG 71 (OT) (St. Petersburg, Fla.)
- 11/24 Middle Tennessee 82, Mercer 58 (Cancun, Mexico)
- 12/1 UAB 70, ETSU 56
- 12/22 Charlotte 98, Western Carolina 82
- 12/22 Chattanooga 77, Middle Tennessee 65

**Horizon League (2-0)**

- 11/12 UNCG 70, Northern Kentucky 69 (OT)
- 11/18 UNCG 60, Green Bay 58 (St. Petersburg, Fla.)

**Metro Atlantic Athletic Conference (0-2)**

- 11/20 Marist 78, VMI 74 (OT)
- 12/21 Manhattan 77, The Citadel 74

**Mid-American Conference (2-0)**

- 11/9 Western Carolina 79, Bowling Green 71 (OT)
- 11/24 ETSU 57, Kent State 51 (Naples, Fla.)

**Mid-Eastern Athletic Conference (3-1)**

- 11/15 UNCG 55, Coppin State 48
- 11/28 The Citadel 91, South Carolina State 79 (OT)
- 12/6 The Citadel 80, North Carolina Central 67
- 12/20 South Carolina State 74, The Citadel 57

**Missouri Valley Conference (1-0)**

- 11/23 ETSU 77, Missouri State 76 (Naples, Fla.)

**Non-Division I (20-0)**

- 11/9 Wofford 117, Bob Jones 79
- 11/9 Furman 118, North Greenville 66
- 11/9 VMI 111, Carlow 55
- 11/9 Samford 99, Maryville 78
- 11/11 Samford 86, Spring Hill 69
- 11/12 The Citadel 108, Morris 67
- 11/15 Wofford 98, Erskine 41
- 11/16 Mercer 78, Life 50
- 11/16 VMI 97, Keystone 35
- 11/18 The Citadel 102, Carver 49
- 11/23 Chattanooga 100, Covenant 39
- 11/24 UNCG 80, North Carolina Wesleyan 61
- 11/27 Mercer 88, Milligan 49
- 11/27 ETSU 92, Lees-McRae 74
- 11/30 VMI 88, Clarks Summit 40
- 11/30 Samford 83, Mississippi College 58
- 12/1 Western Carolina 102, Warren Wilson 47
- 12/4 ETSU 90, Lenoir-Rhyne 66
- 12/12 Chattanooga 104, Tennessee Wesleyan 55
- 12/16 The Citadel 102, St. Andrews 62
- 12/21 Johnson & Wales at UNCG, canc. (Fleming Gym)

**Ohio Valley Conference (5-4)**

- 11/15 Belmont 95, Furman 89 (OT)
- 11/16 Chattanooga 69, Tennessee Tech 62
- 11/22 ETSU 66, Murray State 58 (Naples, Fla.)
- 11/30 Chattanooga 82, Tennessee Tech 65
- 12/5 Belmont 85, Samford 73
- 12/8 Western Carolina 74, Tennessee Tech 69 (OT)
- 12/11 ETSU 82, Morehead State 75
- 12/15 Belmont 76, Chattanooga 68
- 12/18 Murray State 87, Chattanooga 76

**Pac-12 Conference (1-0)**

- 11/18 Samford 78, Oregon State 77

**Patriot League (2-1)**

- 11/20 Western Carolina 64, American 53 (Farmville, Va.)
- 11/21 Navy 77, Furman 66
- 11/23 Mercer 78, Bucknell 68 (Cancun, Mexico)

**Southeastern Conference (3-6)**

- 11/9 #16 Arkansas 74, Mercer 61
- 11/14 #18 Tennessee 94, ETSU 62
- 11/23 South Carolina 85, Wofford 74
- 11/28 Wofford 68, Georgia 65
- 12/11 #13 Tennessee 76, UNCG 36
- 12/17 Mississippi State 69, Furman 66
- 12/20 Georgia 85, Western Carolina 79
- 12/21 Samford 75, Mississippi 73
- 12/22 ETSU 86, Georgia 84

**Southland Conference (1-1)**

- 11/26 New Orleans 79, VMI 71
- 11/27 Samford 83, McNeese State 75 (Niceville, Fla.)

America East Conference.....	2-1
American Athletic Conference.....	0-1
ASUN Conference.....	5-1
Atlantic 10 Conference.....	1-3
Atlantic Coast Conference.....	2-5
Big South Conference.....	15-10
Colonial Athletic Association.....	2-2
Conference USA.....	1-4
Horizon League.....	2-0
Metro Atlantic Athletic Conference.....	0-2
Mid-American Conference.....	2-0
Mid-Eastern Athletic Conference.....	3-1
Missouri Valley Conference.....	1-0
Non-Division I opponents.....	20-0
Ohio Valley Conference.....	5-4
Pac-12 Conference.....	1-0
Patriot League.....	2-1
Southeastern Conference.....	3-6
Southland Conference.....	1-1
Southwestern Athletic Conference.....	2-0
Sun Belt Conference.....	5-3
West Coast Conference.....	2-1
Western Athletic Conference.....	1-0
<b>Total.....</b>	<b>78-46</b>
Home.....	44-9
Away.....	26-32
Neutral.....	8-5
vs. Top 25.....	0-4

**Southwestern Athletic Conference (2-0)**

- 12/8 Samford 74, Alabama State 64
- 12/11 Samford 52, Alabama A&M 50

**Sun Belt Conference (5-3)**

- 11/12 App State 69, ETSU 67
- 11/21 Wofford 70, Georgia Southern 52
- 12/4 Mercer 83, Georgia State 77
- 12/6 Mercer 74, Coastal Carolina 69
- 12/10 Furman 73, App State 65
- 12/11 Mercer 77, Georgia Southern 68
- 12/12 Coastal Carolina 60, Wofford 59
- 12/22 Troy 69, Mercer 65


**West Coast Conference (2-1)**

- 11/9 Chattanooga 75, Loyola Marymount 64
- 11/15 San Francisco 77, Samford 55
- 12/3 VMI 90, Portland 82

**Western Athletic Conference (1-0)**

- 12/5 VMI 89, Seattle 82

All times Eastern  
Schedule subject to change




### The Citadel

(10-12, 4-7 SoCon)

N9	at Pittsburgh (ACC Network Extra)	L, 78-63
N12	<b>MORRIS (ESPN+)</b>	<b>W, 108-67</b>
N15	at Presbyterian (ESPN+)	L, 70-74 <sup>(OT)</sup>
N18	<b>CARVER (ESPN+)</b>	<b>W, 102-49</b>
N22	at No. 5 Duke (ACC Network)	L, 81-107
N28	at South Carolina State	W, 91-79 <sup>(OT)</sup>
D1	at UNC Asheville (ESPN+)	L, 58-65
D6	<b>NORTH CAROLINA CENTRAL (ESPN+)</b>	<b>W, 80-67</b>
D16	<b>ST. ANDREWS (ESPN+)</b>	<b>W, 102-62</b>
D20	<b>SOUTH CAROLINA STATE# (ESPN+)</b>	<b>L, 57-74</b>
D21	<b>MANHATTAN# (ESPN+)</b>	<b>L, 74-77</b>
D29	<b>*MERCER (ESPN+)</b>	<b>ppd.</b>
J1	*at Samford (ESPN+)	ppd.
J5	*at Western Carolina (ESPN+)	L, 90-94 <sup>(OT)</sup>
J8	*at Chattanooga (ESPN+)	L, 67-85
J13	<b>*UNCG (ESPN+)</b>	<b>W, 74-69</b>
J15	<b>*VMI (ESPN+)</b>	<b>L, 85-90</b>
J17	<b>*MERCER (ESPN+)</b>	<b>L, 64-71</b>
J19	*at Wofford (ESPN+)	L, 77-89
J22	*at ETSU (ESPN+)	W, 75-73
J26	<b>*WESTERN CAROLINA (ESPN+)</b>	<b>W, 68-66</b>
J29	<b>*CHATTANOOGA (ESPN+)</b>	<b>L, 62-75</b>
F2	*at Furman (ESPN+)	L, 83-102
F5	<b>*SAMFORD (ESPN+)</b>	<b>W, 107-93</b>
F10	*at UNCG (ESPN+)	7 p.m.
F12	*at VMI (CBS Sports Network)	3:30 p.m.
F16	<b>*WOFFORD (ESPN+)</b>	<b>7 p.m.</b>
F19	<b>*ETSU (ESPN+)</b>	<b>1 p.m.</b>
F21	*at Samford (ESPN+)	8 p.m.
F23	*at Mercer (ESPN+)	7 p.m.
F26	<b>*FURMAN (Nexstar/ESPN+)</b>	<b>1 p.m.</b>

M4-7 at SoCon Championship (Asheville, N.C.)

# - Cobb Dill & Hammett Classic




### ETSU

(12-13, 4-8 SoCon)

N12	at App State (ESPN+)	L, 67-69
N14	at No. 18 Tennessee (SEC Network)	L, 62-94
N18	<b>USC UPSTATE (ESPN+)</b>	<b>W, 56-43</b>
N22	vs. Murray State# (FloHoops)	W, 66-58
N23	vs. Missouri State# (FloHoops)	W, 77-76
N24	vs. Kent State# (FloHoops)	W, 57-51
N27	<b>LEES-MCRAE (ESPN+)</b>	<b>W, 92-74</b>
D1	at UAB (ESPN+)	L, 56-70
D4	<b>LENOIR-RHYNE (ESPN+)</b>	<b>W, 90-66</b>
D11	<b>MOREHEAD STATE (ESPN+)</b>	<b>W, 82-75</b>
D14	<b>NORTH CAROLINA A&amp;T (ESPN+)</b>	<b>L, 67-69</b>
D18	at UNC Asheville (ESPN+)	L, 64-79
D22	at Georgia (SEC Network+)	W, 86-84
D30	*at Chattanooga (ESPNU)	L, 52-82
J1	<b>*WESTERN CAROLINA (ESPN+)</b>	<b>ppd.</b>
J5	<b>*VMI (ESPN+)</b>	<b>W, 80-79</b>
J8	<b>*WOFFORD (Nexstar/ESPN+)</b>	<b>W, 57-68</b>
J10	<b>*WESTERN CAROLINA (ESPN+)</b>	<b>W, 87-69</b>
J12	*at Furman (ESPN+)	L, 69-78
J15	*at Samford (Nexstar/ESPN+)	W, 88-85
J19	<b>*MERCER (WCYB/ESPN+)</b>	<b>W, 72-64</b>
J22	<b>*THE CITADEL (ESPN+)</b>	<b>L, 73-75</b>
J26	<b>*UNCG (WCYB/ESPN+)</b>	<b>L, 76-80</b>
J29	*at VMI (ESPN+)	L, 79-83
F2	*at Western Carolina (ESPN+)	L, 84-87
F5	*at Wofford (CBS Sports Network)	L, 60-62
F7	<b>*FURMAN (ESPNU)</b>	<b>7 p.m.</b>
F12	<b>*SAMFORD (ESPN+)</b>	<b>4 p.m.</b>
F16	*at Mercer (ESPN+)	7 p.m.
F19	*at The Citadel (ESPN+)	1 p.m.
F23	<b>*CHATTANOOGA (WCYB/ESPN+)</b>	<b>7 p.m.</b>
F27	*at UNCG (CBS Sports Network)	4 p.m.

M4-7 at SoCon Championship (Asheville, N.C.)

# - Naples Invitational (Naples, Fla.)




### Furman

(17-8, 9-3 SoCon)

N9	<b>NORTH GREENVILLE (ESPN+)</b>	<b>W, 118-66</b>
N12	at Louisville (ACC Network Extra)	W, 80-72 <sup>(OT)</sup>
N15	at Belmont (ESPN+)	L, 89-95 <sup>(OT)</sup>
N19	<b>RADFORD^ (ESPN+)</b>	<b>W, 81-64</b>
N21	<b>NAVYA^ (Nexstar/ESPN+)</b>	<b>L, 66-77</b>
N27	at USC Upstate (ESPN+)	W, 87-77
N30	at High Point (ESPN+)	W, 74-70 <sup>(OT)</sup>
D3	<b>COLLEGE OF CHARLESTON (ESPN+)</b>	<b>W, 91-88</b> <sup>(OT)</sup>
D7	at Winthrop (ESPN+)	L, 80-85
D10	<b>APP STATE (ESPN+)</b>	<b>W, 73-65</b>
D14	at North Carolina (ESPN2)	L, 61-74
D17	at Mississippi State (SEC Network)	L, 66-69
D21	<b>PRESBYTERIAN (ESPN+)</b>	<b>W, 75-61</b>
D29	<b>*SAMFORD (ESPN+)</b>	<b>W, 81-49</b>
J1	*at VMI (Nexstar/ESPN+)	L, 67-76
J5	*at UNCG (ESPNEWS)	W, 58-54
J8	<b>*MERCER# (ESPN+)</b>	<b>W, 81-66</b>
J12	<b>*ETSU (ESPN+)</b>	<b>W, 78-69</b>
J15	*at Chattanooga (CBS Sports Network)	L, 69-71
J19	<b>*WESTERN CAROLINA (ESPN+)</b>	<b>W, 88-50</b>
J22	*at Wofford (ESPN+)	W, 75-50
J26	*VMI (ESPN+)	W, 79-64
J29	*at Mercer (CBS Sports Network)	W, 80-50
F2	<b>*THE CITADEL (ESPN+)</b>	<b>W, 102-83</b>
F5	<b>*UNCG# (ESPN+)</b>	<b>L, 56-58</b>
F7	*at ETSU (ESPNU)	7 p.m.
F12	<b>*CHATTANOOGA (ESPN+)</b>	<b>2 p.m.</b>
F16	*at Western Carolina (ESPN+)	7 p.m.
F19	<b>*WOFFORD# (Nexstar/ESPN+)</b>	<b>12 p.m.</b>
F23	*at Samford (ESPN+)	8 p.m.
F26	*at The Citadel (Nexstar/ESPN+)	1 p.m.

M4-7 at SoCon Championship (Asheville, N.C.)

^ - Furman Multi Team Event  
# - Bon Secours Wellness Arena (Greenville, S.C.)




### Mercer

(13-11, 6-5 SoCon)

N9	at No. 16 Arkansas (SEC Network+)	L, 61-74
N13	at Winthrop (ESPN+)	L, 85-88 <sup>(OT)</sup>
N16	<b>LIFE (ESPN+)</b>	<b>W, 78-50</b>
N20	at Saint Louis^ (Bally Sports Midwest)	L, 58-75
N23	vs. Bucknell^# (FloHoops)	W, 78-68
N24	vs. Middle Tennessee^# (FloHoops)	L, 58-82
N27	<b>MILLIGAN (ESPN+)</b>	<b>W, 88-49</b>
D1	at Kennesaw State (ESPN+)	W, 73-71
D4	<b>GEORGIA STATE (ESPN+)</b>	<b>W, 83-77</b>
D6	at Coastal Carolina (ESPN+)	W, 74-69
D11	<b>GEORGIA SOUTHERN (ESPN+)</b>	<b>W, 77-68</b>
D19	at Florida Gulf Coast (ESPN+)	L, 55-67
D22	<b>TROY (ESPN+)</b>	<b>L, 65-69</b>
D29	*at The Citadel (ESPN+)	ppd.
J1	<b>*CHATTANOOGA (Nexstar/ESPN+)</b>	<b>ppd.</b>
J5	<b>*SAMFORD (ESPN+)</b>	<b>W, 83-80</b>
J8	*at Furman & (ESPN+)	L, 66-81
J13	<b>*VMI (ESPN+)</b>	<b>W, 97-91</b>
J15	<b>*UNCG (ESPN+)</b>	<b>W, 58-49</b>
J17	*at The Citadel (ESPN+)	W, 71-64
J19	*at ETSU (WCYB/ESPN+)	L, 64-72
J22	<b>*WESTERN CAROLINA (ESPN+)</b>	<b>W, 72-64</b>
J26	*at Samford (ESPN+)	L, 61-75
J29	<b>*FURMAN (CBS Sports Network)</b>	<b>L, 50-80</b>
J31	<b>*WOFFORD (ESPNU)</b>	<b>W, 67-62</b>
F5	*at Chattanooga (ESPNU)	L, 68-77
F7	<b>*CHATTANOOGA (ESPN+)</b>	<b>7 p.m.</b>
F10	*at VMI (ESPN+)	7 p.m.
F13	*at UNCG (Nexstar/ESPN+)	3 p.m.
F16	<b>*ETSU (ESPN+)</b>	<b>7 p.m.</b>
F19	*at Western Carolina (ESPN+)	2 p.m.
F23	<b>*THE CITADEL (ESPN+)</b>	<b>7 p.m.</b>
F26	*at Wofford (ESPN+)	7 p.m.

M4-7 at SoCon Championship (Asheville, N.C.)

^ - Cancun Challenge  
# - Cancun, Mexico  
& - Bon Secours Wellness Arena (Greenville, S.C.)



### UNCG

(13-10, 5-6 SoCon)

N9	<b>NORTH CAROLINA A&amp;T (ESPN+)</b>	<b>W, 57-53</b>
N12	at Northern Kentucky (ESPN+)	W, 70-69 <sup>(OT)</sup>
N15	<b>COPPIN STATE (ESPN+)</b>	<b>W, 55-48</b>
N18	vs. Green Bay^ (CBS Sports Network)	W, 60-58
N19	vs. Massachusetts^ (CBS Sports Network)	L, 90-93 <sup>(OT)</sup>
N21	vs. Florida International^ (Pluto TV)	L, 71-74 <sup>(OT)</sup>
N24	<b>NORTH CAROLINA WESLEYAN (ESPN+)</b>	<b>W, 80-61</b>
N27	<b>VERMONT (ESPN+)</b>	<b>W, 54-51</b>
N30	<b>ELON (ESPN+)</b>	<b>W, 74-61</b>
D11	at No. 13 Tennessee (SEC Network)	L, 36-76
D14	at Towson (FloHoops)	L, 64-74
D16	at UMBC (ESPN+)	W, 62-51
D21	<b>JOHNSON &amp; WALES# (ESPN+)</b>	<b>canc.</b>
D29	*at Western Carolina (ESPN+)	ppd.
J1	<b>*WOFFORD (ESPN+)</b>	<b>ppd.</b>
J5	<b>*FURMAN (ESPNEWS)</b>	<b>L, 54-58</b>
J8	*at VMI (ESPN+)	W, 72-56
J10	<b>*WOFFORD (ESPN+)</b>	<b>W, 58-54</b>
J13	*at The Citadel (ESPN+)	L, 69-74
J15	*at Mercer (ESPN+)	L, 49-58
J20	<b>*CHATTANOOGA (ESPN+)</b>	<b>L, 64-72</b>
J22	<b>*SAMFORD (ESPN+)</b>	<b>W, 61-58</b>
J26	*at ETSU (WCYB/ESPN+)	W, 80-76
J29	*at Wofford (ESPN+)	L, 66-85
F2	<b>*VMI (ESPN+)</b>	<b>L, 65-76</b>
F5	*at Furman & (ESPN+)	W, 58-56
F7	*at Western Carolina (ESPN+)	7 p.m.
F10	<b>*THE CITADEL (ESPN+)</b>	<b>7 p.m.</b>
F13	<b>*MERCER (Nexstar/ESPN+)</b>	<b>3 p.m.</b>
F17	*at Chattanooga (ESPN+)	7 p.m.
F19	*at Samford (ESPN+)	3 p.m.
F23	<b>*WESTERN CAROLINA (ESPN+)</b>	<b>7 p.m.</b>
F27	<b>*ETSU (CBS Sports Network)</b>	<b>4 p.m.</b>

M4-7 at SoCon Championship (Asheville, N.C.)

^ - Jersey Mike's Classic (St. Petersburg, Fla.)  
# - Fleming gym  
& - Bon Secours Wellness Arena (Greenville, S.C.)




### Samford

(14-9, 4-7 SoCon)

N9	<b>MARYVILLE (ESPN+)</b>	<b>W, 99-78</b>
N11	<b>SPRING HILL (ESPN+)</b>	<b>W, 86-69</b>
N15	at San Francisco (WCC Network)	L, 55-77
N18	at Oregon State (Pac-12 Networks)	W, 78-77
N26	vs. N.C. A&T# (emeraldcoasttv.com)	W, 77-75
N27	vs. McNeese State# emeraldcoasttv.com	W, 83-75
N30	<b>MISSISSIPPI COLLEGE (ESPN+)</b>	<b>W, 83-58</b>
D5	<b>BELMONT (ESPN+)</b>	<b>L, 73-85</b>
D8	at Alabama State (YouTube)	W, 74-60
D11	<b>ALABAMA A&amp;M (ESPN+)</b>	<b>W, 52-50</b>
D18	<b>KENNESAW STATE (ESPN+)</b>	<b>W, 85-84</b>
D21	at Mississippi (SEC Network+)	W, 75-73
D29	*at Furman (ESPN+)	L, 49-81
J1	<b>*THE CITADEL (ESPN+)</b>	<b>ppd.</b>
J5	*at Mercer (ESPN+)	L, 80-83
J8	<b>*WESTERN CAROLINA (ESPN+)</b>	<b>W, 85-60</b>
J12	*at Wofford (ESPN+)	L, 64-87
J15	<b>*ETSU (Nexstar/ESPN+)</b>	<b>L, 85-88</b>
J20	*at VMI (ESPN+)	L, 80-99
J22	*at UNCG (ESPN+)	L, 58-61
J26	<b>*MERCER (ESPN+)</b>	<b>W, 75-61</b>
J29	*at Western Carolina (Nexstar/ESPN+)	W, 74-64
F2	<b>*CHATTANOOGA (ESPN+)</b>	<b>W, 80-72</b>
F5	*at The Citadel (ESPN+)	L, 93-107
F9	<b>*WOFFORD (ESPN+)</b>	<b>8 p.m.</b>
F12	*at ETSU (ESPN+)	7 p.m.
F17	<b>*VMI (ESPN+)</b>	<b>8 p.m.</b>
F19	<b>*UNCG (ESPN+)</b>	<b>3 p.m.</b>
F21	<b>*THE CITADEL (ESPN+)</b>	<b>8 p.m.</b>
F23	<b>*FURMAN (ESPN+)</b>	<b>8 p.m.</b>
F26	*at Chattanooga (ESPN+)	4 p.m.

M4-7 at SoCon Championship (Asheville, N.C.)


# - Emerald Coast Classic (Niceville, Fla.)



**Chattanooga**  
(19-5, 9-2 SoCon)

N9	at Loyola Marymount (WCC Network)	W, 75-64
N14	UNC ASHEVILLE# (ESPN+)	W, 75-45
N16	TENNESSEE TECH# (ESPN+)	W, 69-62
N20	at VCU (MASN/ESPN+)	W, 56-54
N23	COVENANT (ESPN+)	W, 100-39
N27	COLLEGE OF CHARLESTON (ESPN+)	L, 66-68
N30	at Tennessee Tech (ESPN+)	W, 82-65
D5	at Lipscomb (ESPN+)	W, 85-64
D8	at UNC Asheville (ESPN+)	W, 78-73
D12	TENNESSEE WESLEYAN (ESPN+)	W, 104-55
D15	at Belmont (ESPN+)	L, 68-76
D18	at Murray State (ESPN+)	L, 76-87
D22	MIDDLE TENNESSEE (ESPN+)	W, 77-65
D30	*ETSU (ESPNU)	W, 82-52
J1	*at Mercer (Nexstar/ESPN+)	ppd.
J5	*at Wofford (ESPN+)	W, 75-67
J8	*THE CITADEL (ESPN+)	W, 85-67
J12	*at Western Carolina (ESPN+)	L, 59-70
J15	*FURMAN (CBS Sports Network)	W, 71-69
J20	*at UNCG (ESPN+)	W, 72-64
J22	*at VMI (Nexstar/ESPN+)	W, 78-74
J26	*WOFFORD (ESPN+)	W, 71-60
J29	*at The Citadel (ESPN+)	W, 75-62
F2	*at Samford (ESPN+)	L, 72-80
F7	*at Mercer (ESPN+)	W, 77-68
F5	*MERCER (ESPNU)	12 p.m.
F9	*WESTERN CAROLINA (ESPN+)	7 p.m.
F12	*at Furman (ESPN+)	2 p.m.
F17	*UNCG (ESPN+)	7 p.m.
F19	*VMI (ESPN+)	4 p.m.
F23	*at ETSU (WCYB/ESPN+)	7 p.m.
F26	*SAMFORD (ESPN+)	4 p.m.
M4-7	at SoCon Championship (Asheville, N.C.)	


# - Coke Zero Sugar Classic presented by 3H Group and Springhill Suites Downtown Chattanooga



**VMI**  
(14-10, 7-5 SoCon)

N9	CARLOW (ESPN+)	W, 111-55
N12	at Presbyterian (ESPN+)	L, 72-73 <sup>(OT)</sup>
N16	KEYSTONE (ESPN+)	W, 97-35
N20	at Marist (ESPN3)	L, 74-78 <sup>(OT)</sup>
N24	vs. Presbyterian# (Privateer Sports Network)	L, 54-59
N25	vs. Central Arkansas# (Privateer Sports Network)	W, 73-67
N26	at New Orleans# (ESPN+)	L, 71-79
N30	CLARKS SUMMIT (ESPN+)	W, 88-40
D3	at Portland (WCC Network)	W, 90-82
D5	at Seattle (ESPN+)	W, 89-82
D11	GARDNER-WEBB (ESPN+)	W, 64-61
D14	at Wake Forest (Bally Sports South/SE)	L, 70-77
D22	at Hampton (ESPN+)	canc.
D29	*at Wofford (ESPN+)	W, 80-73
J1	*FURMAN (Nexstar/ESPN+)	W, 76-67
J5	*at ETSU (ESPN+)	L, 79-80
J8	*UNCG (ESPN+)	L, 56-72
J13	*at Mercer (ESPN+)	L, 91-97
J15	*at The Citadel (ESPN+)	W, 90-85
J20	*SAMFORD (ESPN+)	W, 99-80
J22	*CHATTANOOGA (Nexstar/ESPN+)	L, 74-78
J26	*at Furman (ESPN+)	L, 64-79
J29	*ETSU (ESPN+)	W, 83-79
F2	*at UNCG (ESPN+)	W, 76-65
F4	*WESTERN CAROLINA (ESPN+)	W, 76-69
F10	*MERCER (ESPN+)	7 p.m.
F12	*THE CITADEL (CBS Sports Network)	3:30 p.m.
F17	*at Samford (ESPN+)	8 p.m.
F19	*at Chattanooga (ESPN+)	4 p.m.
F23	*WOFFORD (ESPN+)	7 p.m.
F26	*at Western Carolina (ESPN+)	7 p.m.
M4-7	at SoCon Championship (Asheville, N.C.)	

# - University of New Orleans Classic (New Orleans, La.)



**Western Carolina**  
(9-15, 3-8 SoCon)

N9	BOWLING GREEN (ESPN+)	W, 79-71 <sup>(OT)</sup>
N12	at Wake Forest (ACC Network Extra)	L, 75-87
N14	at East Carolina (ESPN+)	L, 79-95
N19	vs. UMBC# (ESPN+)	L, 75-91
N20	vs. American# (ESPN+)	W, 80-79
N21	at Longwood# (ESPN+)	W, 64-53
N27	at Gardner-Webb (ESPN+)	L, 59-87
D1	WARREN WILSON (ESPN+)	W, 102-47
D4	at USC Upstate (ESPN+)	W, 78-73
D8	TENNESSEE TECH (ESPN+)	W, 74-69 <sup>(OT)</sup>
D11	UNC ASHEVILLE (ESPN+)	L, 72-73
D20	at Georgia (SEC Network+)	L, 79-85
D22	at Charlotte (CUSA.TV)	L, 82-98
D29	*UNCG (ESPN+)	ppd.
J1	*at ETSU (ESPN+)	ppd.
J5	*THE CITADEL (ESPN+)	W, 94-90 <sup>(OT)</sup>
J8	*at Samford (ESPN+)	L, 60-85
J10	*at ETSU (ESPN+)	L, 69-87
J12	*CHATTANOOGA (ESPN+)	W, 70-59
J15	*WOFFORD (ESPN+)	L, 64-84
J19	*at Furman (ESPN+)	L, 50-88
J22	*at Mercer (ESPN+)	L, 64-72
J26	*at The Citadel (ESPN+)	L, 66-68
J29	*SAMFORD (Nexstar/ESPN+)	L, 64-74
F2	*ETSU (ESPN+)	W, 87-84
F4	*at VMI (ESPN+)	L, 69-76
F7	*UNCG (ESPN+)	7 p.m.
F9	*at Chattanooga (ESPN+)	7 p.m.
F12	*at Wofford (ESPN+)	7 p.m.
F16	*FURMAN (ESPN+)	7 p.m.
F19	*MERCER (ESPN+)	2 p.m.
F23	*at UNCG (ESPN+)	7 p.m.
F26	*VMI (ESPN+)	7 p.m.
M4-7	at SoCon Championship (Asheville, N.C.)	

# - Jerome Kersey Classic (Farmville, Va.)



**Wofford**  
(14-10, 6-6 SoCon)

N9	BOB JONES (ESPN+)	W, 117-79
N12	at Clemson (ACC Network Extra)	L, 68-76
N15	ERSKINE (ESPN+)	W, 98-41
N19	HAMPTON# (ESPN+)	W, 77-60
N21	GEORGIA SOUTHERN# (ESPN+)	W, 70-52
N23	at South Carolina (SEC Network+)	L, 74-85
N28	at Georgia (SEC Network+)	W, 68-65
D1	RICHMOND (ESPN+)	L, 64-73
D5	KENNESAW STATE (Nexstar/ESPN+)	W, 88-62
D8	at Gardner-Webb (ESPN+)	W, 78-70
D12	at Coastal Carolina (ESPN+)	L, 59-60
D18	at Presbyterian (ESPN+)	W, 76-49
D22	at Duquesne (ESPN+)	canc.
D29	*VMI (ESPN+)	L, 73-80
J1	*at UNCG (ESPN+)	ppd.
J5	*CHATTANOOGA (ESPN+)	L, 67-75
J8	*at ETSU (Nexstar/ESPN+)	W, 68-57
J10	*at UNCG (ESPN+)	L, 54-58
J12	*SAMFORD (ESPN+)	W, 87-64
J15	*at Western Carolina (ESPN+)	W, 84-64
J19	*THE CITADEL (ESPN+)	W, 89-77
J22	*FURMAN (ESPN+)	L, 50-75
J26	*at Chattanooga (ESPN+)	L, 60-71
J29	*UNCG (ESPN+)	W, 85-66
J31	*at Mercer (ESPNU)	L, 62-67
F5	*ETSU (CBS Sports Network)	W, 62-60
F9	*at Samford (ESPN+)	8 p.m.
F12	*WESTERN CAROLINA (ESPN+)	7 p.m.
F16	*at The Citadel (ESPN+)	7 p.m.
F19	*at Furman (Nexstar/ESPN+)	12 p.m.
F23	*at VMI (ESPN+)	7 p.m.
F26	*MERCER (ESPN+)	7 p.m.
M4-7	at SoCon Championship (Asheville, N.C.)	

# - Terrier Classic  
& - Bon Secours Wellness Arena (Greenville, S.C.)

### Southern Conference men's basketball media relations information

<p><b>The Citadel (CitadelSports.com)</b> Daniel Graham (dgraham6@citadel.edu) Office: 843-953-6567</p> <p><b>ETSU (ETSUBucs.com)</b> Kevin Brown (brownk@etsu.edu) Office: 423-439-5263</p> <p><b>Furman (FurmanPaladins.com)</b> Wesley Herring (wesley.herring@furman.edu) Office: 864-294-3062</p> <p><b>Mercer (MercerBears.com)</b> Jake List (list_jm@mercer.edu) Office: 478-301-5218</p> <p><b>UNCG (UNCGSpartans.com)</b> Rob Knox (reknox@uncg.edu) Office: 336-334-5615</p> <p><b>Samford (SamfordSports.com)</b> Joey Mullins (jimmulli1@samford.edu) Office: 205-726-2799</p>	<p><b>Chattanooga (GoMocs.com)</b> Corey Belonzi (corey-belonzi@utc.edu) Office: 423-425-2116</p> <p><b>VMI (VMIKeydets.com)</b> Wade Branner (brannerwh@vmi.edu) Office: 540-464-7515</p> <p><b>Western Carolina (CatamountSports.com)</b> Steven Grandy (sgrandy@email.wcu.edu) Office: 828-227-2655</p> <p><b>Wofford (WoffordTerriers.com)</b> Carroll Rich (richcm@wofford.edu) Office: 864-597-4092</p> <p><b>Southern Conference (SoConSports.com)</b> Phil Perry (pperry@socon.org) Office: 864-591-5100 // Cell: 864-525-5174</p>	
---	--	--

2021-22 Southern Conference  
CONFERENCE BASKETBALL STATISTICS  
Through games of Feb 06, 2022 (All games)

SCORING OFFENSE	G	W-L	Pts	Avg/G
1. The Citadel	22	10-12	1753	79.7
2. VMI	24	14-10	1897	79.0
3. Furman	25	17-8	1955	78.2
4. Chattanooga	24	19-5	1828	76.2
5. Samford	23	14-9	1743	75.8
6. Wofford	24	14-10	1778	74.1
7. Western Carolina	24	9-15	1755	73.1
8. ETSU	25	12-13	1799	72.0
9. Mercer	24	13-11	1690	70.4
10. UNCG	23	13-10	1469	63.9

SCORING DEFENSE	G	Pts	Avg/G
1. Chattanooga	24	1550	64.6
2. UNCG	23	1492	64.9
3. Wofford	24	1586	66.1
4. Furman	25	1703	68.1
5. Mercer	24	1702	70.9
6. VMI	24	1712	71.3
7. ETSU	25	1820	72.8
8. Samford	23	1728	75.1
9. The Citadel	22	1691	76.9
10. Western Carolina	24	1875	78.1

SCORING MARGIN	G	Offense	Defense	Margin
1. Chattanooga	24	76.2	64.6	+11.6
2. Furman	25	78.2	68.1	+10.1
3. Wofford	24	74.1	66.1	+8.0
4. VMI	24	79.0	71.3	+7.7
5. The Citadel	22	79.7	76.9	+2.8
6. Samford	23	75.8	75.1	+0.7
7. Mercer	24	70.4	70.9	-0.5
8. ETSU	25	72.0	72.8	-0.8
9. UNCG	23	63.9	64.9	-1.0
10. Western Carolina	24	73.1	78.1	-5.0

FREE THROW PCT	G	FTM	FTA	Pct.
1. VMI	24	269	346	.777
2. Mercer	24	284	371	.765
3. Wofford	24	287	379	.757
4. Chattanooga	24	287	383	.749
5. Furman	25	256	345	.742
6. Samford	23	281	381	.738
7. UNCG	23	256	353	.725
8. ETSU	25	218	303	.719
9. Western Carolina	24	293	434	.675
10. The Citadel	22	256	380	.674

FIELD GOAL PERCENTAGE	G	FGM	FGA	Pct.
1. Chattanooga	24	670	1410	.475
2. Wofford	24	626	1327	.472
3. VMI	24	666	1430	.466
4. The Citadel	22	628	1365	.460
5. Furman	25	697	1522	.458
6. Mercer	24	596	1326	.449
7. ETSU	25	674	1514	.445
8. Samford	23	625	1422	.440
9. UNCG	23	527	1239	.425
10. Western Carolina	24	602	1497	.402

FIELD GOAL PCT DEFENSE	G	FGM	FGA	Pct.
1. VMI	24	605	1531	.395
2. UNCG	23	517	1240	.417
3. Chattanooga	24	570	1360	.419
4. The Citadel	22	609	1435	.424
5. ETSU	25	659	1491	.442
6. Furman	25	648	1464	.443
7. Mercer	24	615	1384	.444
8. Western Carolina	24	667	1491	.447
9. Wofford	24	559	1241	.450
10. Samford	23	609	1339	.455

3-POINT FG PCT	G	3FGM	3FGA	Pct.
1. Furman	25	305	783	.390
2. VMI	24	296	778	.380
3. Wofford	24	239	648	.369
4. Chattanooga	24	201	551	.365
5. ETSU	25	233	644	.362
6. Mercer	24	214	596	.359
7. The Citadel	22	241	681	.354
8. UNCG	23	159	467	.340
9. Samford	23	212	643	.330
10. Western Carolina	24	258	786	.328

3-POINT FG PCT DEFENSE	G	3FGM	3FGA	Pct.
1. Chattanooga	24	168	543	.309
2. VMI	24	234	729	.321
3. Furman	25	172	526	.327
4. ETSU	25	227	690	.329
5. The Citadel	22	189	560	.338
6. UNCG	23	216	632	.342
7. Mercer	24	199	563	.353
8. Western Carolina	24	226	637	.355
9. Samford	23	211	594	.355
10. Wofford	24	209	561	.373

REBOUNDING OFFENSE	G	Rebounds	Avg/G
1. Western Carolina	24	940	39.2
2. The Citadel	22	839	38.1
3. VMI	24	905	37.7
4. Chattanooga	24	862	35.9
5. Samford	23	819	35.6
6. UNCG	23	814	35.4
7. ETSU	25	880	35.2
8. Furman	25	865	34.6
9. Mercer	24	780	32.5
10. Wofford	24	743	31.0

REBOUNDING DEFENSE	G	Rebounds	Avg/G
1. Wofford	24	653	27.2
2. UNCG	23	683	29.7
3. Chattanooga	24	741	30.9
4. Mercer	24	796	33.2
5. Samford	23	778	33.8
6. Furman	25	858	34.3
7. ETSU	25	876	35.0
8. VMI	24	872	36.3
9. The Citadel	22	826	37.5
10. Western Carolina	24	906	37.8



2021-22 Southern Conference  
CONFERENCE BASKETBALL STATISTICS  
Through games of Feb 06, 2022 (All games)

REBOUNDING MARGIN		G	Team	Avg.	Opp.	Avg. Margin
1.	UNCG	23	814	35.4	683	29.7 +5.7
2.	Chattanooga	24	862	35.9	741	30.9 +5.0
3.	Wofford	24	743	31.0	653	27.2 +3.8
4.	Samford	23	819	35.6	778	33.8 +1.8
5.	Western Carolina	24	940	39.2	906	37.8 +1.4
6.	VMI	24	905	37.7	872	36.3 +1.4
7.	The Citadel	22	839	38.1	826	37.5 +0.6
8.	Furman	25	865	34.6	858	34.3 +0.3
9.	ETSU	25	880	35.2	876	35.0 +0.2
10.	Mercer	24	780	32.5	796	33.2 -0.7

BLOCKED SHOTS		G	No.	Avg/G
1.	The Citadel	22	84	3.8
2.	Furman	25	92	3.7
3.	Mercer	24	74	3.1
4.	VMI	24	70	2.9
5.	Samford	23	64	2.8
6.	ETSU	25	69	2.8
7.	Chattanooga	24	57	2.4
8.	Western Carolina	24	56	2.3
9.	UNCG	23	37	1.6
10.	Wofford	24	36	1.5

ASSISTS		G	No.	Avg/G
1.	Furman	25	445	17.8
2.	The Citadel	22	382	17.4
3.	VMI	24	403	16.8
4.	Mercer	24	361	15.0
5.	Western Carolina	24	330	13.8
6.	Wofford	24	329	13.7
7.	ETSU	25	341	13.6
8.	Chattanooga	24	320	13.3
9.	Samford	23	306	13.3
10.	UNCG	23	278	12.1

STEALS		G	No.	Avg/G
1.	Furman	25	220	8.8
2.	Samford	23	186	8.1
3.	Chattanooga	24	182	7.6
4.	Wofford	24	164	6.8
5.	ETSU	25	166	6.6
6.	Mercer	24	154	6.4
7.	UNCG	23	143	6.2
8.	Western Carolina	24	123	5.1
9.	The Citadel	22	111	5.0
10.	VMI	24	113	4.7

TURNOVER MARGIN		G	Team	Avg.	Opp.	Avg. Margin
1.	Furman	25	283	11.3	338	13.5 +2.2
2.	Wofford	24	275	11.5	324	13.5 +2.0
3.	Chattanooga	24	264	11.0	303	12.6 +1.6
4.	Samford	23	323	14.0	337	14.7 +0.6
5.	ETSU	25	290	11.6	282	11.3 -0.3
6.	UNCG	23	311	13.5	275	12.0 -1.6
7.	Mercer	24	319	13.3	281	11.7 -1.6
8.	VMI	24	277	11.5	238	9.9 -1.6
9.	The Citadel	22	279	12.7	239	10.9 -1.8
10.	Western Carolina	24	307	12.8	244	10.2 -2.6

ASSIST/TURNOVER RATIO		G	Ast.	Avg.	T/O	Avg.	Ratio
1.	Furman	25	445	17.8	283	11.3	1.6
2.	VMI	24	403	16.8	277	11.5	1.5
3.	The Citadel	22	382	17.4	279	12.7	1.4
4.	Chattanooga	24	320	13.3	264	11.0	1.2
5.	Wofford	24	329	13.7	275	11.5	1.2
6.	ETSU	25	341	13.6	290	11.6	1.2
7.	Mercer	24	361	15.0	319	13.3	1.1
8.	Western Carolina	24	330	13.8	307	12.8	1.1
9.	Samford	23	306	13.3	323	14.0	0.9
10.	UNCG	23	278	12.1	311	13.5	0.9

OFFENSIVE REBOUNDS		G	No.	Avg/G
1.	Western Carolina	24	294	12.3
2.	Chattanooga	24	268	11.2
3.	ETSU	25	276	11.0
4.	Samford	23	251	10.9
5.	UNCG	23	247	10.7
6.	The Citadel	22	214	9.7
7.	Furman	25	242	9.7
8.	Wofford	24	209	8.7
9.	VMI	24	207	8.6
10.	Mercer	24	191	8.0

DEFENSIVE REBOUNDS		G	No.	Avg/G
1.	VMI	24	698	29.1
2.	The Citadel	22	625	28.4
3.	Western Carolina	24	646	26.9
4.	Furman	25	623	24.9
5.	Chattanooga	24	594	24.8
6.	Samford	23	568	24.7
7.	UNCG	23	567	24.7
8.	Mercer	24	589	24.5
9.	ETSU	25	604	24.2
10.	Wofford	24	534	22.3

DEFENSIVE REB PCT.		G	D-Reb	Opp. OR	D-Reb%
1.	Wofford	24	534	153	.777
2.	UNCG	23	567	177	.762
3.	Western Carolina	24	646	235	.733
4.	Mercer	24	589	218	.730
5.	Samford	23	568	212	.728
6.	Furman	25	623	236	.725
7.	The Citadel	22	625	241	.722
8.	Chattanooga	24	594	233	.718
9.	VMI	24	698	279	.714
10.	ETSU	25	604	275	.687

OFFENSIVE REB PCT.		G	O-Reb	Opp. DR	O-Reb%
1.	Chattanooga	24	268	508	.345
2.	UNCG	23	247	506	.328
3.	ETSU	25	276	601	.315
4.	Samford	23	251	566	.307
5.	Western Carolina	24	294	671	.305
6.	Wofford	24	209	500	.295
7.	Furman	25	242	622	.280
8.	The Citadel	22	214	585	.268
9.	VMI	24	207	593	.259
10.	Mercer	24	191	578	.248

2021-22 Southern Conference  
CONFERENCE BASKETBALL STATISTICS  
Through games of Feb 06, 2022 (All games)

<u>3-POINT FG MADE</u>	<u>G</u>	<u>No.</u>	<u>Avg/G</u>
1. VMI	24	296	12.3
2. Furman	25	305	12.2
3. The Citadel	22	241	11.0
4. Western Carolina	24	258	10.8
5. Wofford	24	239	10.0
6. ETSU	25	233	9.3
7. Samford	23	212	9.2
8. Mercer	24	214	8.9
9. Chattanooga	24	201	8.4
10. UNCG	23	159	6.9

2021-22 Southern Conference  
CONFERENCE BASKETBALL STATISTICS  
Through games of Feb 06, 2022 (All games)

Team	Conference	Pct.	PF	PA	Overall	Pct.	PF	PA	Current unbeaten streak
Chattanooga	9-2	.818	74.3	66.6	19-5	.792	76.2	64.6	VMI -- 3
Furman	9-3	.750	76.2	61.7	17-8	.680	78.2	68.1	The Citadel -- 1
VMI	7-5	.583	78.7	77.0	14-10	.583	79.0	71.3	UNCG -- 1
Mercer	6-5	.545	68.8	72.3	13-11	.542	70.4	70.9	Wofford -- 1
Wofford	6-6	.500	70.1	67.8	14-10	.583	74.1	66.1	Chattanooga -- 1
UNCG	5-6	.455	63.3	65.7	13-10	.565	63.9	64.9	
Samford	4-7	.364	74.8	78.5	14-9	.609	75.8	75.1	
The Citadel	4-7	.364	77.5	82.5	10-12	.455	79.7	76.9	
ETSU	4-8	.333	73.1	76.0	12-13	.480	72.0	72.8	
Western Carolina	3-8	.273	68.8	78.8	9-15	.375	73.1	78.1	

TEAM SUMMARIES	G	PF-PA	Avg score	Margin	FG-FGA	Pct.	3FG-FGA	Pct.	FT-FTA	Pct.	RebF	RebA	Margin
Chattanooga	24	1828-1550	76.2-64.6	+11.6	670-1410	.475	201-551	.365	287-383	.749	862	741	+5.0
ETSU	25	1799-1820	72.0-72.8	-0.8	674-1514	.445	233-644	.362	218-303	.719	880	876	+0.2
Furman	25	1955-1703	78.2-68.1	+10.1	697-1522	.458	305-783	.390	256-345	.742	865	858	+0.3
Mercer	24	1690-1702	70.4-70.9	-0.5	596-1326	.449	214-596	.359	284-371	.765	780	796	-0.7
Samford	23	1743-1728	75.8-75.1	+0.7	625-1422	.440	212-643	.330	281-381	.738	819	778	+1.8
The Citadel	22	1753-1691	79.7-76.9	+2.8	628-1365	.460	241-681	.354	256-380	.674	839	826	+0.6
UNCG	23	1469-1492	63.9-64.9	-1.0	527-1239	.425	159-467	.340	256-353	.725	814	683	+5.7
VMI	24	1897-1712	79.0-71.3	+7.7	666-1430	.466	296-778	.380	269-346	.777	905	872	+1.4
Western Carolina	24	1755-1875	73.1-78.1	-5.0	602-1497	.402	258-786	.328	293-434	.675	940	906	+1.4
Wofford	24	1778-1586	74.1-66.1	+8.0	626-1327	.472	239-648	.369	287-379	.757	743	653	+3.8

ATTENDANCE	Home	Average	Away	Average	Neutral	Average	Total	Average
Chattanooga	11-36623	3329	13-24371	1875	0-0	0	24-60994	2541
ETSU	11-33067	3006	11-39805	3619	3-871	290	25-73743	2950
Furman	13-25400	1954	12-50600	4217	0-0	0	25-76000	3040
Mercer	11-18371	1670	11-41186	3744	2-236	118	24-59793	2491
Samford	10-12639	1264	11-19747	1795	2-325	162	23-32711	1422
The Citadel	12-11351	946	10-28319	2832	0-0	0	22-39670	1803
UNCG	10-21705	2170	10-33931	3393	3-659	220	23-56295	2448
VMI	10-13596	1360	12-18495	1541	2-648	324	24-32739	1364
Western Carolina	9-15764	1752	13-30467	2344	2-392	196	24-46623	1943
Wofford	13-15968	1228	11-36619	3329	0-0	0	24-52587	2191
Totals	110-204484	1859	114-323540	2838	14-3131	224	238-531155	2232

2021-22 Southern Conference  
INDIVIDUAL BASKETBALL STATISTICS  
Through games of Feb 06, 2022 (All games)

To be ranked, a player must appear in at least 75.0% of their team's games.

SCORING								REBOUNDING							
	Cl	G	FG	3FG	FT	Pts	Avg/G		Cl	G	Off	Def	Total	Avg/G	
1. Malachi Smith-UTC	So	24	176	45	104	501	20.9	1. Jake Stephens-VMI	Sr	24	37	181	218	9.1	
2. Hayden Brown-CIT	Sr	21	144	25	85	398	19.0	2. Hayden Brown-CIT	Sr	21	44	127	171	8.1	
3. Jake Stephens-VMI	Sr	24	156	53	83	448	18.7	3. Jermaine Marshall-SAM	Sr	20	54	102	156	7.8	
4. Ques Glover-SAM	So	20	133	17	86	369	18.5	4. Jalen Slawson-FUR	Sr	25	35	156	191	7.6	
5. Kamdyn Curfman-VMI	Jr	24	138	89	37	402	16.8	5. Nicholas Robinson-WCU	Sr	24	47	132	179	7.5	
6. B.J. Mack-WOF	Jr	24	139	27	71	376	15.7	6. Silvio DeSousa-UTC	Sr	22	51	101	152	6.9	
7. Mike Bothwell-FUR	Sr	25	132	42	80	386	15.4	7. De'Monte Buckingham-UNCG	Sr	23	36	118	154	6.7	
8. Nicholas Robinson-WCU	Sr	24	120	49	76	365	15.2	8. Ty Brewer-ETSU	Sr	25	49	114	163	6.5	
9. Jalen Slawson-FUR	Sr	25	136	33	70	375	15.0	9. Malachi Smith-UTC	So	24	38	114	152	6.3	
10. David Jean-Baptiste-UTC	Sr	22	112	70	35	329	15.0	10. Sean Conway-VMI	Jr	24	42	109	151	6.3	
11. Jalen Johnson-MER	Sr	23	113	66	47	339	14.7	11. Vonterius Woolbright-WCU	Jr	22	35	99	134	6.1	
12. Max Klesmit-WOF	So	23	114	50	59	337	14.7	12. Stephen Clark-CIT	Jr	22	32	101	133	6.0	
13. Felipe Haase-MER	Sr	24	112	57	68	349	14.5	13. Isaiah Bigelow-WOF	Jr	23	31	106	137	6.0	
14. Jordan King-ETSU	Jr	25	128	75	32	363	14.5	14. Bas Leyte-UNCG	Jr	23	54	81	135	5.9	
15. Jason Roche-CIT	Fr	22	99	89	31	318	14.5	15. Felipe Haase-MER	Sr	24	27	112	139	5.8	
16. Ledarrius Brewer-ETSU	Sr	25	135	51	31	352	14.1	16. Marcus Foster-FUR	So	25	42	99	141	5.6	
17. Alex Hunter-FUR	Sr	25	123	84	20	350	14.0	17. B.J. Mack-WOF	Jr	24	53	77	130	5.4	
18. De'Monte Buckingham-UNCG	Sr	23	107	51	47	312	13.6	18. James Glisson III-MER	Jr	22	23	95	118	5.4	
19. David Sloan-ETSU	Sr	25	116	50	35	317	12.7	19. Ledarrius Brewer-ETSU	Sr	25	30	93	123	4.9	
20. Jermaine Marshall-SAM	Sr	20	82	17	57	238	11.9	20. Darius Banks-UTC	Sr	24	45	73	118	4.9	
21. Silvio DeSousa-UTC	Sr	22	105	5	38	253	11.5								
22. Trey Bonham-VMI	So	21	81	19	55	236	11.2								
23. James Glisson III-MER	Jr	22	87	22	50	246	11.2								
24. Stephen Clark-CIT	Jr	22	105	7	27	244	11.1								
25. Jaden Campbell-SAM	So	23	87	47	30	251	10.9								
26. Ty Brewer-ETSU	Sr	25	103	23	31	260	10.4								
27. Vonterius Woolbright-WCU	Jr	22	80	6	52	218	9.9								
28. Isaiah Bigelow-WOF	Jr	23	72	36	42	222	9.7								
29. Conley Garrison-FUR	Sr	24	75	54	21	225	9.4								
Ryan Larson-WOF	Sr	24	73	51	28	225	9.4								

FIELD GOAL PCT						ASSISTS				
	Cl	G	FGM	FGA	Pct.		Cl	G	No.	Avg/G
1. Jake Stephens-VMI	Sr	24	156	285	.547	1. David Sloan-ETSU	Sr	25	129	5.2
2. B.J. Mack-WOF	Jr	24	139	255	.545	2. Ques Glover-SAM	So	20	87	4.4
3. Hayden Brown-CIT	Sr	21	144	274	.526	3. Ryan Larson-WOF	Sr	24	96	4.0
4. Malachi Smith-UTC	So	24	176	345	.510	4. Vonterius Woolbright-WCU	Jr	22	87	4.0
5. Jalen Slawson-FUR	Sr	25	136	273	.498	5. Trey Bonham-VMI	So	21	83	4.0
6. Ques Glover-SAM	So	20	133	276	.482	6. Jalen Slawson-FUR	Sr	25	97	3.9
7. Jordan King-ETSU	Jr	25	128	278	.460	7. Tyler Moffe-CIT	Sr	22	84	3.8
8. Mike Bothwell-FUR	Sr	25	132	288	.458	8. Stephen Clark-CIT	Jr	22	76	3.5
9. David Jean-Baptiste-UTC	Sr	22	112	256	.438	9. Jake Stephens-VMI	Sr	24	80	3.3
10. Kamdyn Curfman-VMI	Jr	24	138	316	.437	10. Nicholas Robinson-WCU	Sr	24	79	3.3
11. Ledarrius Brewer-ETSU	Sr	25	135	322	.419	11. Felipe Haase-MER	Sr	24	78	3.3
12. Nicholas Robinson-WCU	Sr	24	120	303	.396	12. Kobe Langley-UNCG	Jr	23	73	3.2
						13. Malachi Smith-UTC	So	24	76	3.2
						14. Alex Hunter-FUR	Sr	25	79	3.2
						15. Mike Bothwell-FUR	Sr	25	73	2.9

2021-22 Southern Conference  
INDIVIDUAL BASKETBALL STATISTICS  
Through games of Feb 06, 2022 (All games)

FREE THROW PCT					
	Cl	G	FTM	FTA	Pct.
1. Max Klesmit-WOF	So	23	59	67	.881
2. Ques Glover-SAM	So	20	86	99	.869
3. Felipe Haase-MER	Sr	24	68	79	.861
4. Mike Bothwell-FUR	Sr	25	80	95	.842
5. B.J. Mack-WOF	Jr	24	71	86	.826
6. Malachi Smith-UTC	So	24	104	126	.825
7. Jake Stephens-VMI	Sr	24	83	103	.806
8. Nicholas Robinson-WCU	Sr	24	76	98	.776
9. Jalen Slawson-FUR	Sr	25	70	92	.761
10. Trey Bonham-VMI	So	21	55	73	.753
11. Jermaine Marshall-SAM	Sr	20	57	79	.722
12. Hayden Brown-CIT	Sr	21	85	134	.634

STEALS				
	Cl	G	No.	Avg/G
1. Jalen Slawson-FUR	Sr	25	51	2.0
2. Malachi Smith-UTC	So	24	44	1.8
3. David Sloan-ETSU	Sr	25	41	1.6
4. Max Klesmit-WOF	So	23	37	1.6
5. Kobe Langley-UNCG	Jr	23	35	1.5
6. Ty Brewer-ETSU	Sr	25	35	1.4
7. Jaden Campbell-SAM	So	23	32	1.4
8. Conley Garrison-FUR	Sr	24	33	1.4
9. Ques Glover-SAM	So	20	27	1.4
10. Darius Banks-UTC	Sr	24	32	1.3
Trey Bonham-VMI	So	21	28	1.3
Kamar Robertson-MER	Jr	21	28	1.3
13. Ryan Larson-WOF	Sr	24	31	1.3
Felipe Haase-MER	Sr	24	31	1.3
15. Joe Anderson-FUR	So	20	25	1.3

3-POINT FG PCT					
	Cl	G	3FG	FGA	Pct.
1. Joe Anderson-FUR	So	20	34	70	.486
2. Felipe Haase-MER	Sr	24	57	123	.463
3. Conley Garrison-FUR	Sr	24	54	118	.458
4. Jake Stephens-VMI	Sr	24	53	117	.453
5. Jason Roche-CIT	Fr	22	89	204	.436
6. Jordan King-ETSU	Jr	25	75	173	.434
7. Ryan Larson-WOF	Sr	24	51	119	.429
8. Jalen Johnson-MER	Sr	23	66	155	.426
9. De'Monte Buckingham-UNCG	Sr	23	51	120	.425
10. Malachi Smith-UTC	So	24	45	107	.421
11. Alex Hunter-FUR	Sr	25	84	200	.420
12. Jaden Campbell-SAM	So	23	47	113	.416
13. David Jean-Baptiste-UTC	Sr	22	70	169	.414
14. David Sloan-ETSU	Sr	25	50	122	.410
15. Kamdyn Curfman-VMI	Jr	24	89	224	.397

3-POINT FG MADE				
	Cl	G	3FG	Avg/G
1. Jason Roche-CIT	Fr	22	89	4.0
2. Kamdyn Curfman-VMI	Jr	24	89	3.7
3. Alex Hunter-FUR	Sr	25	84	3.4
4. David Jean-Baptiste-UTC	Sr	22	70	3.2
5. Jordan King-ETSU	Jr	25	75	3.0
6. Jalen Johnson-MER	Sr	23	66	2.9
7. Felipe Haase-MER	Sr	24	57	2.4
8. Conley Garrison-FUR	Sr	24	54	2.3
9. De'Monte Buckingham-UNCG	Sr	23	51	2.2
10. Jake Stephens-VMI	Sr	24	53	2.2
11. Max Klesmit-WOF	So	23	50	2.2
12. Ryan Larson-WOF	Sr	24	51	2.1
13. Jaden Campbell-SAM	So	23	47	2.0
14. Nicholas Robinson-WCU	Sr	24	49	2.0
15. Ledarrius Brewer-ETSU	Sr	25	51	2.0

BLOCKED SHOTS				
	Cl	G	No.	Avg/G
1. Stephen Clark-CIT	Jr	22	55	2.5
2. Jake Stephens-VMI	Sr	24	51	2.1
3. Jalen Slawson-FUR	Sr	25	42	1.7
4. Silvio DeSousa-UTC	Sr	22	26	1.2
5. Jalen Johnson-MER	Sr	23	23	1.0
Jacob Tryon-SAM	Sr	23	23	1.0
7. Ty Brewer-ETSU	Sr	25	21	0.8
8. James Glisson III-MER	Jr	22	17	0.8
9. Jaden Seymour-ETSU	So	25	14	0.6
10. Mike Bothwell-FUR	Sr	25	13	0.5
11. Felipe Haase-MER	Sr	24	12	0.5
Joe Petrakis-WCU	Jr	24	12	0.5
13. Tyler Harris-WCU	Jr	22	10	0.5
14. Jaden Campbell-SAM	So	23	10	0.4
Marlow Gilmore-WCU	Jr	23	10	0.4

ASSIST/TURNOVER RATIO					
	Cl	G	Ast.	T/O	Ratio
1. Alex Hunter-FUR	Sr	25	79	27	2.9
2. Ryan Larson-WOF	Sr	24	96	37	2.6
3. David Sloan-ETSU	Sr	25	129	61	2.1
4. Trey Bonham-VMI	So	21	83	42	2.0
5. Felipe Haase-MER	Sr	24	78	43	1.8
6. Tyler Moffe-CIT	Sr	22	84	47	1.8
7. Ques Glover-SAM	So	20	87	51	1.7
8. Kobe Langley-UNCG	Jr	23	73	45	1.6
9. Malachi Smith-UTC	So	24	76	51	1.5
Stephen Clark-CIT	Jr	22	76	51	1.5
11. Jalen Slawson-FUR	Sr	25	97	69	1.4
12. Nicholas Robinson-WCU	Sr	24	79	58	1.4
13. Jake Stephens-VMI	Sr	24	80	59	1.4
14. Vonterius Woolbright-WCU	Jr	22	87	68	1.3

2021-22 Southern Conference  
INDIVIDUAL BASKETBALL STATISTICS  
Through games of Feb 06, 2022 (All games)

OFFENSIVE REBOUNDS	Cl	G	No.	Avg/G
1. Jermaine Marshall-SAM	Sr	20	54	2.7
2. Bas Leyte-UNCG	Jr	23	54	2.3
3. Silvio DeSousa-UTC	Sr	22	51	2.3
4. B.J. Mack-WOF	Jr	24	53	2.2
5. Hayden Brown-CIT	Sr	21	44	2.1
6. Mohab Yasser-ETSU	Fr	25	49	2.0
Ty Brewer-ETSU	Sr	25	49	2.0
8. Nicholas Robinson-WCU	Sr	24	47	2.0
9. Darius Banks-UTC	Sr	24	45	1.9
10. Marlow Gilmore-WCU	Jr	23	43	1.9
11. Sean Conway-VMI	Jr	24	42	1.8
12. Sam Godwin-WOF	So	22	38	1.7
13. Marcus Foster-FUR	So	25	42	1.7
14. Conley Garrison-FUR	Sr	24	40	1.7
15. Wesley Cardet-SAM	Fr	23	38	1.7

DEFENSIVE REBOUNDS	Cl	G	No.	Avg/G
1. Jake Stephens-VMI	Sr	24	181	7.5
2. Jalen Slawson-FUR	Sr	25	156	6.2
3. Hayden Brown-CIT	Sr	21	127	6.0
4. Nicholas Robinson-WCU	Sr	24	132	5.5
5. De'Monte Buckingham-UNCG	Sr	23	118	5.1
6. Jermaine Marshall-SAM	Sr	20	102	5.1
7. Malachi Smith-UTC	So	24	114	4.8
8. Felipe Haase-MER	Sr	24	112	4.7
9. Isaiah Bigelow-WOF	Jr	23	106	4.6
10. Silvio DeSousa-UTC	Sr	22	101	4.6
Stephen Clark-CIT	Jr	22	101	4.6
12. Ty Brewer-ETSU	Sr	25	114	4.6
13. Sean Conway-VMI	Jr	24	109	4.5
14. Vonterius Woolbright-WCU	Jr	22	99	4.5
15. James Glisson III-MER	Jr	22	95	4.3

MINUTES PLAYED	Cl	G	No.	Avg/G
1. Jason Roche-CIT	Fr	22	787	35.8
2. Kamdyn Curfman-VMI	Jr	24	852	35.5
3. Nicholas Robinson-WCU	Sr	24	839	35.0
Malachi Smith-UTC	So	24	839	35.0
5. Felipe Haase-MER	Sr	24	815	34.0
6. Jake Stephens-VMI	Sr	24	798	33.2
7. David Jean-Baptiste-UTC	Sr	22	722	32.8
8. Alex Hunter-FUR	Sr	25	811	32.4
9. Ryan Larson-WOF	Sr	24	773	32.2
10. Jalen Johnson-MER	Sr	23	727	31.6

2021-22 Southern Conference  
Conference Team Highs  
Through games of Feb 06, 2022 (All games)

TEAM HIGHS (highest totals made by)

Points	118	Furman vs North Greenville (11/09/21)
	117	Wofford vs Bob Jones (11/09/21)
	111	VMI vs Carlow (11/09/21)
	108	The Citadel vs Morris (11/12/21)
	107	The Citadel vs Samford (02/05/22)
Margin	62 (97-35)	VMI vs Keystone (11/16/21)
	61 (100-39)	Chattanooga vs Covenant (11/23/21)
	57 (98-41)	Wofford vs Erskine (11/15/21)
	56 (111-55)	VMI vs Carlow (11/09/21)
	55 (102-47)	Western Carolina vs Warren Wilson (12/01/21)
Field goals made	48	Wofford vs Bob Jones (11/09/21)
	46	Furman vs North Greenville (11/09/21)
	41	VMI vs Carlow (11/09/21)
	41	Chattanooga vs Covenant (11/23/21)
	41	The Citadel vs St. Andrews (12/16/21)
Field goal attempts	82	Furman vs North Greenville (11/09/21)
	77	Western Carolina vs Warren Wilson (12/01/21)
	77	ETSU vs VMI (01/05/22)
	77	Samford at Mercer (01/05/22)
	76	The Citadel vs Morris (11/12/21)
Field goal percentage	.667 (26-39)	VMI at UNCG (02/02/22)
	.658 (48-73)	Wofford vs Bob Jones (11/09/21)
	.632 (36-57)	Samford vs Kennesaw State (12/18/21)
	.623 (33-53)	Wofford vs Samford (01/12/22)
	.596 (28-47)	Furman vs Presbyterian (12/21/21)
3-Pt FG made	22	Furman vs North Greenville (11/09/21)
	22	VMI vs Carlow (11/09/21)
	21	Furman vs Western Carolina (01/19/22)
	19	VMI vs Samford (01/20/22)
	18	VMI vs Keystone (11/16/21)
	18	The Citadel at Duke (11/22/21)
	18	Western Carolina vs Warren Wilson (12/01/21)
	18	Furman at Wofford (01/22/22)
	18	Furman vs Western Carolina (01/19/22)
3-Pt FG attempts	48	Western Carolina at VMI (02/04/22)
	46	Western Carolina at East Carolina (11/14/21)
	46	Western Carolina at Georgia (12/20/21)
	45	Western Carolina vs ETSU (02/02/22)
	44	Furman vs North Greenville (11/09/21)
3-Pt percentage	.640 (16-25)	Wofford vs Bob Jones (11/09/21)
	.632 (12-19)	VMI at UNCG (02/02/22)
	.611 (11-18)	Samford vs Kennesaw State (12/18/21)
	.600 (6-10)	UNCG at Towson (12/14/21)
	.586 (17-29)	Mercer vs VMI (01/13/22)
Free throws made	28	ETSU vs Lees-McRae (11/27/21)
	27	Furman vs Col. of Charleston (12/03/21)
	26	UNCG vs Elon (11/30/21)
	26	Wofford vs Kennesaw State (12/05/21)
	24	Mercer vs VMI (01/13/22)
Free throw attempts	39	Furman vs Col. of Charleston (12/03/21)
	35	Wofford vs Erskine (11/15/21)
	31	ETSU vs Lees-McRae (11/27/21)
	30	UNCG vs Elon (11/30/21)
	30	Western Carolina vs The Citadel (01/05/22)

Free throw percentage	1.000	(12-12)	Samford at VMI (01/20/22)
	1.000	(11-11)	Wofford at Chattanooga (01/26/22)
	1.000	(10-10)	VMI vs UNCG (01/08/22)
	1.000	(8-8)	Samford at Wofford (01/12/22)
	1.000	(7-7)	Wofford at UNCG (01/10/22)
	1.000	(4-4)	VMI vs Furman (01/01/22)
	1.000	(3-3)	VMI vs Keystone (11/16/21)
	1.000	(3-3)	Furman at North Carolina (12/14/21)
	1.000	(3-3)	UNCG vs Furman (01/05/22)
Rebounds	63		Western Carolina vs Warren Wilson (12/01/21)
	62		The Citadel vs Morris (11/12/21)
	57		ETSU vs USC Upstate (11/18/21)
	54		VMI vs Keystone (11/16/21)
	54		Chattanooga vs Covenant (11/23/21)
	54		Samford at Alabama State (12/08/21)
Assists	34		Furman vs North Greenville (11/09/21)
	30		VMI vs Carlow (11/09/21)
	28		The Citadel vs St. Andrews (12/16/21)
	28		The Citadel vs Samford (02/05/22)
	26		VMI vs Keystone (11/16/21)
Steals	19		Samford vs Spring Hill (11/11/21)
	16		Furman at Mercer (01/29/22)
	15		Mercer vs Life (11/16/21)
	14		ETSU vs Lees-McRae (11/27/21)
	14		Mercer vs Milligan (11/27/21)
	14		Samford vs Mississippi College (11/30/21)
	14		Furman vs Col. of Charleston (12/03/21)
Blocked shots	9		Furman vs VMI (01/26/22)
	7		VMI at Presbyterian (11/12/21)
	7		Mercer vs Milligan (11/27/21)
	7		Mercer vs Georgia State (12/04/21)
	7		VMI vs Gardner-Webb (12/11/21)
	7		Mercer vs Troy (12/22/21)
	7		The Citadel at Western Carolina (01/05/22)
	7		Furman vs Mercer (01/08/22)
Turnovers	25		UNCG at Tennessee (12/11/21)
	24		Samford vs Spring Hill (11/11/21)
	23		Samford vs McNeese (11/27/21)
	22		Mercer vs Furman (01/29/22)
	21		Samford vs Belmont (12/05/21)
Fouls	27		UNCG vs Massachusetts (11/19/21)
	26		Wofford at Clemson (11/12/21)
	25		VMI at Wake Forest (12/14/21)
	24		Chattanooga at Murray State (12/18/21)
	24		Western Carolina at The Citadel (01/26/22)



2021-22 Southern Conference  
Conference Individual Highs  
Through games of Feb 06, 2022 (All games)

INDIVIDUAL PLAYER GAME HIGHS

Points	41		Felipe Haase (Mercer) at Winthrop (11/13/21)
	37		Nicholas Robinson (Western Carolina) vs ETSU (02/02/22)
	36		Malachi Smith (Chattanooga) at Murray State (12/18/21)
	35		Hayden Brown (The Citadel) vs Samford (02/05/22)
	34		Jake Stephens (VMI) at Mercer (01/13/22)
Field goals made	14		Malachi Smith (Chattanooga) at Murray State (12/18/21)
	13		Felipe Haase (Mercer) at Winthrop (11/13/21)
	13		Jake Stephens (VMI) at Mercer (01/13/22)
	13		Nicholas Robinson (Western Carolina) vs ETSU (02/02/22)
	13		Hayden Brown (The Citadel) vs Samford (02/05/22)
	13		Ques Glover (Samford) at The Citadel (02/05/22)
Field goal attempts	26		Hayden Brown (The Citadel) vs South Carolina State (12/20/21)
	23		Nicholas Robinson (Western Carolina) vs ETSU (02/02/22)
	22		Jake Stephens (VMI) vs Gardner-Webb (12/11/21)
	21		Ledarrius Brewer (ETSU) vs VMI (01/05/22)
	20		Kamdyn Curfman (VMI) at Marist (11/20/21)
	20		Mike Bothwell (Furman) at High Point (11/30/21)
	20		Malachi Smith (Chattanooga) at Lipscomb (12/05/21)
	20		Ques Glover (Samford) at Mercer (01/05/22)
	20		Malachi Smith (Chattanooga) vs The Citadel (01/08/22)
	20		Jake Stephens (VMI) at Mercer (01/13/22)
	20		Ledarrius Brewer (ETSU) vs The Citadel (01/22/22)
	20		Malachi Smith (Chattanooga) at The Citadel (01/29/22)
	20		Ledarrius Brewer (ETSU) at VMI (01/29/22)
	20		David Jean-Baptiste (Chattanooga) at Samford (02/02/22)
	20		Nicholas Robinson (Western Carolina) at VMI (02/04/22)
Field goal percentage	.900	(9-10)	Shannon Grant (Mercer) vs Milligan (11/27/21)
	.889	(8-9)	Sam Godwin (Wofford) vs Bob Jones (11/09/21)
	.889	(8-9)	Marcus Banks (Western Carolina) at Charlotte (12/22/21)
	.846	(11-13)	Jake Stephens (VMI) at Wofford (12/29/21)
	.824	(14-17)	Malachi Smith (Chattanooga) at Murray State (12/18/21)
3-Pt FG made	9		Jason Roche (The Citadel) vs Samford (02/05/22)
	8		Jason Roche (The Citadel) at Pittsburgh (11/09/21)
	8		Alex Hunter (Furman) at Mississippi State (12/17/21)
	8		Jalen Johnson (Mercer) vs VMI (01/13/22)
	8		David Jean-Baptiste (Chattanooga) at Samford (02/02/22)
3-Pt FG attempts	15		Alex Hunter (Furman) at UNCG (01/05/22)
	15		Jason Roche (The Citadel) vs Samford (02/05/22)
	14		Jason Roche (The Citadel) at Pittsburgh (11/09/21)
	14		Kamdyn Curfman (VMI) at Marist (11/20/21)
	14		Kamdyn Curfman (VMI) at ETSU (01/05/22)
	14		Kamdyn Curfman (VMI) vs Western Carolina (02/04/22)
3-Pt percentage	1.000	(8-8)	Jalen Johnson (Mercer) vs VMI (01/13/22)
	1.000	(5-5)	Ryan Larson (Wofford) vs Bob Jones (11/09/21)
	1.000	(5-5)	A.J. Caldwell (Chattanooga) at UNC Asheville (12/08/21)
	.857	(6-7)	Jake Stephens (VMI) at Mercer (01/13/22)
	.857	(6-7)	Jaden Campbell (Samford) vs ETSU (01/15/22)
Free throws made	16		Malachi Smith (Chattanooga) at Western Carolina (01/12/22)
	13		Mike Bothwell (Furman) at Louisville (11/12/21)
	13		Jalen Slawson (Furman) vs Col. of Charleston (12/03/21)
	12		Ques Glover (Samford) vs North Carolina A&T (11/26/21)
	12		Bas Leyte (UNCG) vs Elon (11/30/21)
Free throw attempts	21		Malachi Smith (Chattanooga) at Western Carolina (01/12/22)
	18		Jalen Slawson (Furman) vs Col. of Charleston (12/03/21)
	15		Mike Bothwell (Furman) at Louisville (11/12/21)

		14	Hayden Brown (The Citadel) vs Mercer (01/17/22)
		13	Jalen White (UNCG) vs N.C. Wesleyan (11/24/21)
		13	Jermaine Marshall (Samford) vs Belmont (12/05/21)
		13	Hayden Brown (The Citadel) vs N.C. Central (12/06/21)
Free throw percentage	1.000	(12-12)	Ques Glover (Samford) vs North Carolina A&T (11/26/21)
	1.000	(12-12)	Bas Leyte (UNCG) vs Elon (11/30/21)
	1.000	(11-11)	Ques Glover (Samford) vs McNeese (11/27/21)
	1.000	(8-8)	Jalen Johnson (Mercer) vs Middle Tennessee (11/24/21)
	1.000	(8-8)	Marcus Foster (Furman) vs Mercer (01/08/22)
	1.000	(8-8)	Jalen Slawson (Furman) vs Mercer (01/08/22)
	1.000	(8-8)	Jake Stephens (VMI) vs UNCG (01/08/22)
	1.000	(8-8)	James Glisson III (Mercer) vs VMI (01/13/22)
	1.000	(8-8)	Jermaine Marshall (Samford) at Western Carolina (01/29/22)
Rebounds		21	Jake Stephens (VMI) at The Citadel (01/15/22)
		17	Hayden Brown (The Citadel) at Presbyterian (11/15/21)
		16	Jake Stephens (VMI) vs Gardner-Webb (12/11/21)
		15	Stephen Clark (The Citadel) at South Carolina State (11/28/21)
		15	Vonterius Woolbright (Western Carolina) vs Tennessee Tech (12/08/21)
		15	Jake Stephens (VMI) at ETSU (01/05/22)
		15	Hayden Brown (The Citadel) vs UNCG (01/13/22)
Assists		12	Jalen Slawson (Furman) at Winthrop (12/07/21)
		10	David Sloan (ETSU) vs Western Carolina (01/10/22)
		10	David Sloan (ETSU) at Samford (01/15/22)
		10	Nicholas Robinson (Western Carolina) at VMI (02/04/22)
		9	Lewis Rowe (VMI) vs Carlow (11/09/21)
		9	Ques Glover (Samford) at Oregon State (11/18/21)
		9	Jake Stephens (VMI) vs Central Arkansas (11/25/21)
		9	David Sloan (ETSU) vs North Carolina A&T (12/14/21)
		9	Tyler Mofte (The Citadel) vs Samford (02/05/22)
Steals		6	Kamar Robertson (Mercer) vs Georgia Southern (12/11/21)
		6	Malachi Smith (Chattanooga) at VMI (01/22/22)
		5	Joe Anderson (Furman) vs Col. of Charleston (12/03/21)
		5	David Jean-Baptiste (Chattanooga) at Lipscomb (12/05/21)
		5	Jalen Slawson (Furman) at Mercer (01/29/22)
Blocked shots		6	Jake Stephens (VMI) at Presbyterian (11/12/21)
		6	Jake Stephens (VMI) vs Gardner-Webb (12/11/21)
		6	Stephen Clark (The Citadel) at Western Carolina (01/05/22)
		5	Jalen Slawson (Furman) at Belmont (11/15/21)
		5	Stephen Clark (The Citadel) vs N.C. Central (12/06/21)
		5	Stephen Clark (The Citadel) vs Mercer (01/17/22)
		5	Jalen Johnson (Mercer) at The Citadel (01/17/22)
		5	Ty Brewer (ETSU) at VMI (01/29/22)
Turnovers		9	Stephen Clark (The Citadel) vs Chattanooga (01/29/22)
		8	Wesley Cardet (Samford) vs Spring Hill (11/11/21)
		8	Ledarrus Brewer (ETSU) vs North Carolina A&T (12/14/21)
		8	Jalen Slawson (Furman) at Mississippi State (12/17/21)
		7	Jordan King (ETSU) at Tennessee (11/14/21)
		7	Jalen Slawson (Furman) at Belmont (11/15/21)
		7	B.J. Mack (Wofford) at Gardner-Webb (12/08/21)
		7	David Sloan (ETSU) vs Wofford (01/08/22)
		7	Vonterius Woolbright (Western Carolina) at Samford (01/08/22)
		7	Max Klesmit (Wofford) at UNCG (01/10/22)

2021-22 Southern Conference  
CONFERENCE BASKETBALL STATISTICS  
Through games of Feb 06, 2022 (Conference games only)

SCORING OFFENSE	G	W-L	Pts	Avg/G
1. VMI	12	7-5	944	78.7
2. The Citadel	11	4-7	852	77.5
3. Furman	12	9-3	914	76.2
4. Samford	11	4-7	823	74.8
5. Chattanooga	11	9-2	817	74.3
6. ETSU	12	4-8	877	73.1
7. Wofford	12	6-6	841	70.1
8. Western Carolina	11	3-8	757	68.8
Mercer	11	6-5	757	68.8
10. UNCG	11	5-6	696	63.3

SCORING DEFENSE	G	Pts	Avg/G
1. Furman	12	740	61.7
2. UNCG	11	723	65.7
3. Chattanooga	11	733	66.6
4. Wofford	12	814	67.8
5. Mercer	11	795	72.3
6. ETSU	12	912	76.0
7. VMI	12	924	77.0
8. Samford	11	863	78.5
9. Western Carolina	11	867	78.8
10. The Citadel	11	907	82.5

SCORING MARGIN	G	Offense	Defense	Margin
1. Furman	12	76.2	61.7	+14.5
2. Chattanooga	11	74.3	66.6	+7.6
3. Wofford	12	70.1	67.8	+2.2
4. VMI	12	78.7	77.0	+1.7
5. UNCG	11	63.3	65.7	-2.5
6. ETSU	12	73.1	76.0	-2.9
7. Mercer	11	68.8	72.3	-3.5
8. Samford	11	74.8	78.5	-3.6
9. The Citadel	11	77.5	82.5	-5.0
10. Western Carolina	11	68.8	78.8	-10.0

FREE THROW PCT	G	FTM	FTA	Pct.
1. Furman	12	122	154	.792
2. Mercer	11	143	184	.777
3. Wofford	12	105	138	.761
4. Chattanooga	11	135	179	.754
5. Samford	11	131	174	.753
6. VMI	12	132	176	.750
7. UNCG	11	108	147	.735
8. Western Carolina	11	147	207	.710
9. The Citadel	11	136	197	.690
10. ETSU	12	102	148	.689

FIELD GOAL PERCENTAGE	G	FGM	FGA	Pct.
1. VMI	12	334	684	.488
2. Wofford	12	305	650	.469
3. Chattanooga	11	294	633	.464
4. ETSU	12	328	716	.458
5. Mercer	11	260	569	.457
6. The Citadel	11	297	656	.453
7. Samford	11	302	680	.444
8. Furman	12	319	730	.437
9. UNCG	11	252	601	.419
10. Western Carolina	11	251	680	.369

FIELD GOAL PCT DEFENSE	G	FGM	FGA	Pct.
1. Furman	12	277	660	.420
2. VMI	12	324	762	.425
3. Chattanooga	11	261	605	.431
4. UNCG	11	242	542	.446
5. ETSU	12	328	733	.447
6. Mercer	11	286	638	.448
7. Wofford	12	285	635	.449
8. Western Carolina	11	307	663	.463
9. The Citadel	11	330	712	.463
10. Samford	11	302	649	.465

3-POINT FG PCT	G	3FGM	3FGA	Pct.
1. VMI	12	144	364	.396
2. Wofford	12	126	327	.385
3. ETSU	12	119	310	.384
4. Mercer	11	94	249	.378
5. Furman	12	154	408	.377
6. Chattanooga	11	94	257	.366
7. The Citadel	11	122	335	.364
8. UNCG	11	84	244	.344
9. Samford	11	88	284	.310
10. Western Carolina	11	108	367	.294

3-POINT FG PCT DEFENSE	G	3FGM	3FGA	Pct.
1. Furman	12	84	259	.324
2. Chattanooga	11	87	265	.328
3. ETSU	12	129	389	.332
4. Mercer	11	97	274	.354
5. VMI	12	143	396	.361
6. Western Carolina	11	117	314	.373
7. Wofford	12	127	338	.376
8. Samford	11	126	330	.382
9. UNCG	11	112	293	.382
10. The Citadel	11	111	287	.387

REBOUNDING OFFENSE	G	Rebounds	Avg/G
1. Western Carolina	11	405	36.8
2. Furman	12	422	35.2
3. Samford	11	383	34.8
The Citadel	11	383	34.8
5. Chattanooga	11	378	34.4
6. ETSU	12	409	34.1
7. VMI	12	402	33.5
8. Mercer	11	347	31.5
9. Wofford	12	366	30.5
10. UNCG	11	334	30.4

REBOUNDING DEFENSE	G	Rebounds	Avg/G
1. Wofford	12	325	27.1
2. UNCG	11	334	30.4
3. Chattanooga	11	344	31.3
4. Mercer	11	358	32.5
5. Samford	11	370	33.6
6. Furman	12	405	33.8
7. VMI	12	429	35.8
ETSU	12	429	35.8
9. The Citadel	11	405	36.8
10. Western Carolina	11	430	39.1

2021-22 Southern Conference  
CONFERENCE BASKETBALL STATISTICS  
Through games of Feb 06, 2022 (Conference games only)

REBOUNDING MARGIN	G	Team	Avg.	Opp.	Avg.	Margin
1. Wofford	12	366	30.5	325	27.1	+3.4
2. Chattanooga	11	378	34.4	344	31.3	+3.1
3. Furman	12	422	35.2	405	33.8	+1.4
4. Samford	11	383	34.8	370	33.6	+1.2
5. UNCG	11	334	30.4	334	30.4	+0.0
6. Mercer	11	347	31.5	358	32.5	-1.0
7. ETSU	12	409	34.1	429	35.8	-1.7
8. The Citadel	11	383	34.8	405	36.8	-2.0
9. VMI	12	402	33.5	429	35.8	-2.2
10. Western Carolina	11	405	36.8	430	39.1	-2.3

BLOCKED SHOTS	G	No.	Avg/G
1. Furman	12	49	4.1
2. The Citadel	11	42	3.8
3. Mercer	11	34	3.1
4. ETSU	12	35	2.9
5. Western Carolina	11	31	2.8
6. Samford	11	30	2.7
7. VMI	12	31	2.6
8. Chattanooga	11	23	2.1
9. UNCG	11	17	1.5
10. Wofford	12	16	1.3

ASSISTS	G	No.	Avg/G
1. Furman	12	209	17.4
2. VMI	12	195	16.3
3. The Citadel	11	169	15.4
4. Mercer	11	166	15.1
5. Wofford	12	164	13.7
6. ETSU	12	162	13.5
7. Samford	11	141	12.8
8. UNCG	11	139	12.6
9. Chattanooga	11	138	12.5
10. Western Carolina	11	135	12.3

STEALS	G	No.	Avg/G
1. Furman	12	116	9.7
2. UNCG	11	89	8.1
3. Chattanooga	11	88	8.0
4. Samford	11	87	7.9
5. Wofford	12	68	5.7
6. ETSU	12	67	5.6
7. Western Carolina	11	58	5.3
8. The Citadel	11	52	4.7
9. VMI	12	53	4.4
10. Mercer	11	46	4.2

TURNOVER MARGIN	G	Team	Avg.	Opp.	Avg.	Margin
1. Furman	12	117	9.8	173	14.4	+4.7
2. UNCG	11	121	11.0	154	14.0	+3.0
3. Chattanooga	11	121	11.0	135	12.3	+1.3
4. Samford	11	128	11.6	140	12.7	+1.1
5. Wofford	12	137	11.4	135	11.3	-0.2
6. ETSU	12	118	9.8	115	9.6	-0.2
7. Western Carolina	11	125	11.4	112	10.2	-1.2
8. VMI	12	135	11.3	110	9.2	-2.1
9. The Citadel	11	139	12.6	112	10.2	-2.5
10. Mercer	11	149	13.5	104	9.5	-4.1

ASSIST/TURNOVER RATIO	G	Ast.	Avg.	T/O	Avg.	Ratio
1. Furman	12	209	17.4	117	9.8	1.8
2. VMI	12	195	16.3	135	11.3	1.4
3. ETSU	12	162	13.5	118	9.8	1.4
4. The Citadel	11	169	15.4	139	12.6	1.2
5. Wofford	12	164	13.7	137	11.4	1.2
6. UNCG	11	139	12.6	121	11.0	1.1
7. Chattanooga	11	138	12.5	121	11.0	1.1
8. Mercer	11	166	15.1	149	13.5	1.1
9. Samford	11	141	12.8	128	11.6	1.1
10. Western Carolina	11	135	12.3	125	11.4	1.1

OFFENSIVE REBOUNDS	G	No.	Avg/G
1. Western Carolina	11	130	11.8
2. Furman	12	126	10.5
3. Chattanooga	11	109	9.9
4. Samford	11	108	9.8
5. UNCG	11	105	9.5
6. ETSU	12	113	9.4
7. The Citadel	11	92	8.4
8. Wofford	12	89	7.4
9. Mercer	11	75	6.8
10. VMI	12	80	6.7

DEFENSIVE REBOUNDS	G	No.	Avg/G
1. VMI	12	322	26.8
2. The Citadel	11	291	26.5
3. Samford	11	275	25.0
Western Carolina	11	275	25.0
5. Mercer	11	272	24.7
6. ETSU	12	296	24.7
Furman	12	296	24.7
8. Chattanooga	11	269	24.5
9. Wofford	12	277	23.1
10. UNCG	11	229	20.8

DEFENSIVE REB PCT.	G	D-Reb	Opp. OR	D-Reb%
1. Wofford	12	277	74	.789
2. Samford	11	275	93	.747
3. UNCG	11	229	78	.746
4. Chattanooga	11	269	95	.739
5. The Citadel	11	291	106	.733
6. Furman	12	296	110	.729
7. Western Carolina	11	275	103	.728
8. Mercer	11	272	102	.727
9. VMI	12	322	135	.705
10. ETSU	12	296	131	.693

OFFENSIVE REB PCT.	G	O-Reb	Opp. DR	O-Reb%
1. Chattanooga	11	109	249	.304
2. Furman	12	126	295	.299
3. UNCG	11	105	256	.291
4. Western Carolina	11	130	327	.284
5. Samford	11	108	277	.281
6. ETSU	12	113	298	.275
7. Wofford	12	89	251	.262
8. The Citadel	11	92	299	.235
9. Mercer	11	75	256	.227
10. VMI	12	80	294	.214

2021-22 Southern Conference  
CONFERENCE BASKETBALL STATISTICS  
Through games of Feb 06, 2022 (Conference games only)

3-POINT FG MADE	G	No.	Avg/G
1. Furman	12	154	12.8
2. VMI	12	144	12.0
3. The Citadel	11	122	11.1
4. Wofford	12	126	10.5
5. ETSU	12	119	9.9
6. Western Carolina	11	108	9.8
7. Mercer	11	94	8.5
Chattanooga	11	94	8.5
9. Samford	11	88	8.0
10. UNCG	11	84	7.6

2021-22 Southern Conference  
CONFERENCE BASKETBALL STATISTICS  
Through games of Feb 06, 2022 (Conference games only)

Team	Conference	Pct.	PF	PA	Overall	Pct.	PF	PA	Current unbeaten streak
Chattanooga	9-2	.818	74.3	66.6	9-2	.818	74.3	66.6	VMI -- 3
Furman	9-3	.750	76.2	61.7	9-3	.750	76.2	61.7	The Citadel -- 1
VMI	7-5	.583	78.7	77.0	7-5	.583	78.7	77.0	UNCG -- 1
Mercer	6-5	.545	68.8	72.3	6-5	.545	68.8	72.3	Wofford -- 1
Wofford	6-6	.500	70.1	67.8	6-6	.500	70.1	67.8	Chattanooga -- 1
UNCG	5-6	.455	63.3	65.7	5-6	.455	63.3	65.7	
The Citadel	4-7	.364	77.5	82.5	4-7	.364	77.5	82.5	
Samford	4-7	.364	74.8	78.5	4-7	.364	74.8	78.5	
ETSU	4-8	.333	73.1	76.0	4-8	.333	73.1	76.0	
Western Carolina	3-8	.273	68.8	78.8	3-8	.273	68.8	78.8	

TEAM SUMMARIES	G	PF-PA	Avg score	Margin	FG-FGA	Pct.	3FG-FGA	Pct.	FT-FTA	Pct.	RebF	RebA	Margin
Chattanooga	11	817-733	74.3-66.6	+7.6	294-633	.464	94-257	.366	135-179	.754	378	344	+3.1
ETSU	12	877-912	73.1-76.0	-2.9	328-716	.458	119-310	.384	102-148	.689	409	429	-1.7
Furman	12	914-740	76.2-61.7	+14.5	319-730	.437	154-408	.377	122-154	.792	422	405	+1.4
Mercer	11	757-795	68.8-72.3	-3.5	260-569	.457	94-249	.378	143-184	.777	347	358	-1.0
Samford	11	823-863	74.8-78.5	-3.6	302-680	.444	88-284	.310	131-174	.753	383	370	+1.2
The Citadel	11	852-907	77.5-82.5	-5.0	297-656	.453	122-335	.364	136-197	.690	383	405	-2.0
UNCG	11	696-723	63.3-65.7	-2.5	252-601	.419	84-244	.344	108-147	.735	334	334	+0.0
VMI	12	944-924	78.7-77.0	+1.7	334-684	.488	144-364	.396	132-176	.750	402	429	-2.2
Western Carolina	11	757-867	68.8-78.8	-10.0	251-680	.369	108-367	.294	147-207	.710	405	430	-2.3
Wofford	12	841-814	70.1-67.8	+2.3	305-650	.469	126-327	.385	105-138	.761	366	325	+3.4

ATTENDANCE	Home	Average	Away	Average	Neutral	Average	Total	Average
Chattanooga	5-15319	3064	6-10303	1717	0-0	0	11-25622	2329
ETSU	6-19279	3213	6-9960	1660	0-0	0	12-29239	2437
Furman	7-14490	2070	5-12223	2445	0-0	0	12-26713	2226
Mercer	6-13650	2275	5-11301	2260	0-0	0	11-24951	2268
Samford	4-4092	1023	7-9399	1343	0-0	0	11-13491	1226
The Citadel	6-6528	1088	5-9497	1899	0-0	0	11-16025	1457
UNCG	5-7627	1525	6-12641	2107	0-0	0	11-20268	1843
VMI	6-9247	1541	6-9854	1642	0-0	0	12-19101	1592
Western Carolina	5-8240	1648	6-10527	1754	0-0	0	11-18767	1706
Wofford	7-9396	1342	5-12163	2433	0-0	0	12-21559	1797
Totals	57-107868	1892	57-107868	1892	0-0	0	114-215736	1892

2021-22 Southern Conference  
INDIVIDUAL BASKETBALL STATISTICS  
Through games of Feb 06, 2022 (Conference games only)

To be ranked, a player must appear in at least 75.0% of their team's games.

SCORING								REBOUNDING							
	Cl	G	FG	3FG	FT	Pts	Avg/G		Cl	G	Off	Def	Total	Avg/G	
1. Malachi Smith-UTC	So	11	81	24	50	236	21.5	1. Jake Stephens-VMI	Sr	12	20	100	120	10.0	
2. Jake Stephens-VMI	Sr	12	93	31	40	257	21.4	2. Hayden Brown-CIT	Sr	10	18	63	81	8.1	
3. Hayden Brown-CIT	Sr	10	60	12	45	177	17.7	3. Silvio DeSousa-UTC	Sr	9	21	49	70	7.8	
4. Ques Glover-SAM	So	10	69	5	33	176	17.6	4. Nicholas Robinson-WCU	Sr	11	21	59	80	7.3	
5. B.J. Mack-WOF	Jr	12	79	17	32	207	17.3	5. Jalen Slawson-FUR	Sr	12	16	67	83	6.9	
6. Jordan King-ETSU	Jr	12	70	41	23	204	17.0	6. Vonterius Woolbright-WCU	Jr	9	16	45	61	6.8	
7. Mike Bothwell-FUR	Sr	12	68	22	34	192	16.0	7. Ty Brewer-ETSU	Sr	12	24	56	80	6.7	
8. Ledarrius Brewer-ETSU	Sr	12	72	31	14	189	15.8	8. Isaiah Bigelow-WOF	Jr	11	17	54	71	6.5	
9. David Jean-Baptiste-UTC	Sr	9	49	27	15	140	15.6	9. Stephen Clark-CIT	Jr	11	15	55	70	6.4	
10. Jalen Johnson-MER	Sr	10	52	32	19	155	15.5	10. Malachi Smith-UTC	So	11	16	52	68	6.2	
11. Nicholas Robinson-WCU	Sr	11	54	16	46	170	15.5	Bas Leyte-UNCG	Jr	11	27	41	68	6.2	
12. Kamdyn Curfman-VMI	Jr	12	61	42	17	181	15.1	12. Felipe Haase-MER	Sr	11	7	57	64	5.8	
13. Jason Roche-CIT	Fr	11	52	47	11	162	14.7	13. Sean Conway-VMI	Jr	12	15	54	69	5.8	
14. Felipe Haase-MER	Fr	11	47	24	42	160	14.5	14. Marcus Foster-FUR	So	12	22	45	67	5.6	
15. Max Klesmit-WOF	So	11	54	26	17	151	13.7	15. De'Monte Buckingham-UNCG	Sr	11	16	44	60	5.5	
De'Monte Buckingham-UNCG	Sr	11	54	27	16	151	13.7	16. Wesley Cardet-SAM	Fr	11	19	40	59	5.4	
17. Jalen Slawson-FUR	Sr	12	55	19	35	164	13.7	17. B.J. Mack-WOF	Jr	12	26	38	64	5.3	
Trey Bonham-VMI	So	12	57	13	37	164	13.7	18. James Glisson III-MER	Jr	11	7	50	57	5.2	
19. David Sloan-ETSU	Sr	12	63	23	14	163	13.6	Darius Banks-UTC	Sr	11	18	39	57	5.2	
20. Logan Dye-SAM	Jr	11	59	8	17	143	13.0	20. Logan Dye-SAM	Jr	11	19	35	54	4.9	
21. Stephen Clark-CIT	Jr	11	61	3	16	141	12.8								
22. Honor Huff-VMI	Fr	12	53	23	21	150	12.5								
23. Jaden Campbell-SAM	So	11	42	23	16	123	11.2								
24. Ty Brewer-ETSU	Sr	12	53	11	17	134	11.2								
25. Isaiah Bigelow-WOF	Jr	11	42	22	16	122	11.1								
26. Vonterius Woolbright-WCU	Jr	9	32	1	34	99	11.0								
27. James Glisson III-MER	Jr	11	44	11	21	120	10.9								
28. Rudy Fitzgibbons III-CIT	Jr	11	38	24	15	115	10.5								
29. Conley Garrison-FUR	Sr	11	38	25	11	112	10.2								
30. Kamar Robertson-MER	Jr	9	32	5	22	91	10.1								
Silvio DeSousa-UTC	Sr	9	38	3	12	91	10.1								

FIELD GOAL PCT						ASSISTS				
	Cl	G	FGM	FGA	Pct.		Cl	G	No.	Avg/G
1. Jake Stephens-VMI	Sr	12	93	156	.596	1. David Sloan-ETSU	Sr	12	71	5.9
2. Stephen Clark-CIT	Jr	11	61	104	.587	2. Ques Glover-SAM	So	10	45	4.5
3. B.J. Mack-WOF	Jr	12	79	140	.564	3. Trey Bonham-VMI	So	12	53	4.4
4. Logan Dye-SAM	Jr	11	59	110	.536	4. Nicholas Robinson-WCU	Sr	11	46	4.2
5. Hayden Brown-CIT	Sr	10	60	117	.513	5. Felipe Haase-MER	Sr	11	43	3.9
6. Ques Glover-SAM	So	10	69	144	.479	6. Jalen Slawson-FUR	Sr	12	46	3.8
7. Mike Bothwell-FUR	Sr	12	68	143	.476	7. Stephen Clark-CIT	Jr	11	41	3.7
8. Malachi Smith-UTC	So	11	81	172	.471	8. Ryan Larson-WOF	Sr	12	44	3.7
9. Jordan King-ETSU	Jr	12	70	154	.455	9. Jake Stephens-VMI	Sr	12	43	3.6
10. Jalen Johnson-MER	Sr	10	52	115	.452	10. Kobe Langley-UNCG	Jr	11	39	3.5
11. David Jean-Baptiste-UTC	Sr	9	49	109	.450	11. Vonterius Woolbright-WCU	Jr	9	31	3.4
12. David Sloan-ETSU	Sr	12	63	143	.441	12. Mike Bothwell-FUR	Sr	12	38	3.2
13. Ledarrius Brewer-ETSU	Sr	12	72	172	.419	13. Shawn Walker Jr.-MER	Jr	11	34	3.1
14. Kamdyn Curfman-VMI	Jr	12	61	151	.404	Tyler Moffe-CIT	Sr	11	34	3.1
						15. Alex Hunter-FUR	Sr	12	34	2.8

2021-22 Southern Conference  
INDIVIDUAL BASKETBALL STATISTICS  
Through games of Feb 06, 2022 (Conference games only)

FREE THROW PCT					
	Cl	G	FTM	FTA	Pct.
1. Mike Bothwell-FUR	Sr	12	34	38	.895
2. Felipe Haase-MER	Sr	11	42	47	.894
3. Jalen Slawson-FUR	Sr	12	35	40	.875
4. B.J. Mack-WOF	Jr	12	32	37	.865
5. Nicholas Robinson-WCU	Sr	11	46	55	.836
6. Ques Glover-SAM	So	10	33	40	.825
7. Marcus Foster-FUR	So	12	32	39	.821
8. Malachi Smith-UTC	So	11	50	63	.794
9. Jake Stephens-VMI	Sr	12	40	52	.769
10. Trey Bonham-VMI	So	12	37	49	.755
11. Vonterius Woolbright-WCU	Jr	9	34	51	.667
12. Hayden Brown-CIT	Sr	10	45	70	.643

STEALS			
	Cl	G	No. Avg/G
1. Malachi Smith-UTC	So	11	27 2.5
2. Kobe Langley-UNCG	Jr	11	23 2.1
3. Jalen Slawson-FUR	Sr	12	25 2.1
4. David Sloan-ETSU	Sr	12	22 1.8
5. Jaden Campbell-SAM	So	11	19 1.7
6. Darius Banks-UTC	Sr	11	18 1.6
7. Ques Glover-SAM	So	10	16 1.6
8. Nicholas Robinson-WCU	Sr	11	17 1.5
Conley Garrison-FUR	Sr	11	17 1.5
10. Trey Bonham-VMI	So	12	18 1.5
Ryan Larson-WOF	Sr	12	18 1.5
Alex Hunter-FUR	Sr	12	18 1.5
13. Keyshaun Langley-UNCG	Jr	11	16 1.5
14. KC Hankton-UTC	Jr	10	13 1.3
15. Joe Anderson-FUR	So	12	15 1.3
Ty Brewer-ETSU	Sr	12	15 1.3

3-POINT FG PCT					
	Cl	G	3FG	FGA	Pct.
1. Kaleb Hunter-UNCG	Sr	10	18	33	.545
2. A.J. Caldwell-UTC	Jr	11	20	40	.500
3. Joe Anderson-FUR	So	12	24	49	.490
4. Jake Stephens-VMI	Sr	12	31	65	.477
5. Conley Garrison-FUR	Sr	11	25	54	.463
6. Jason Roche-CIT	Fr	11	47	104	.452
7. Jalen Johnson-MER	Sr	10	32	73	.438
8. Honor Huff-VMI	Fr	12	23	53	.434
Jaden Campbell-SAM	So	11	23	53	.434
10. Jordan King-ETSU	Jr	12	41	95	.432
11. Ryan Larson-WOF	Sr	12	28	65	.431
12. De'Monte Buckingham-UNCG	Sr	11	27	64	.422
13. Felipe Haase-MER	Sr	11	24	57	.421
14. Malachi Smith-UTC	So	11	24	58	.414
15. Ledarius Brewer-ETSU	Sr	12	31	79	.392

3-POINT FG MADE			
	Cl	G	3FG Avg/G
1. Jason Roche-CIT	Fr	11	47 4.3
2. Kamdyn Curfman-VMI	Jr	12	42 3.5
3. Jordan King-ETSU	Jr	12	41 3.4
4. Jalen Johnson-MER	Sr	10	32 3.2
5. David Jean-Baptiste-UTC	Sr	9	27 3.0
6. Alex Hunter-FUR	Sr	12	33 2.8
7. Ledarius Brewer-ETSU	Sr	12	31 2.6
Jake Stephens-VMI	Sr	12	31 2.6
9. De'Monte Buckingham-UNCG	Sr	11	27 2.5
10. Max Klesmit-WOF	So	11	26 2.4
11. Ryan Larson-WOF	Sr	12	28 2.3
12. Joe Petrakis-WCU	Jr	11	25 2.3
Conley Garrison-FUR	Sr	11	25 2.3
14. Felipe Haase-MER	Sr	11	24 2.2
Malachi Smith-UTC	So	11	24 2.2
Rudy Fitzgibbons III-CIT	Jr	11	24 2.2

BLOCKED SHOTS				
	Cl	G	No.	Avg/G
1. Stephen Clark-CIT	Jr	11	29	2.6
2. Jake Stephens-VMI	Sr	12	24	2.0
3. Jalen Slawson-FUR	Sr	12	18	1.5
4. Jalen Johnson-MER	Sr	10	14	1.4
5. Ty Brewer-ETSU	Sr	12	15	1.3
6. Silvio DeSousa-UTC	Sr	9	9	1.0
7. Logan Dye-SAM	Jr	11	10	0.9
8. James Glisson III-MER	Jr	11	9	0.8
9. Marlow Gilmore-WCU	Jr	10	7	0.7
10. Joe Petrakis-WCU	Jr	11	7	0.6
11. Jaden Seymour-ETSU	So	12	7	0.6
Mike Bothwell-FUR	Sr	12	7	0.6
13. Wesley Cardet-SAM	Fr	11	6	0.5
Nicholas Robinson-WCU	Sr	11	6	0.5
Jaden Campbell-SAM	So	11	6	0.5

ASSIST/TURNOVER RATIO					
	Cl	G	Ast.	T/O	Ratio
1. David Sloan-ETSU	Sr	12	71	25	2.8
2. Trey Bonham-VMI	So	12	53	20	2.7
3. Ryan Larson-WOF	Sr	12	44	17	2.6
4. Jalen Slawson-FUR	Sr	12	46	20	2.3
5. Ques Glover-SAM	So	10	45	21	2.1
6. Kobe Langley-UNCG	Jr	11	39	19	2.1
7. Felipe Haase-MER	Sr	11	43	22	2.0
8. Shawn Walker Jr.-MER	Jr	11	34	18	1.9
9. Nicholas Robinson-WCU	Sr	11	46	26	1.8
10. Tyler Moffe-CIT	Sr	11	34	20	1.7
11. Mike Bothwell-FUR	Sr	12	38	25	1.5
12. Stephen Clark-CIT	Jr	11	41	33	1.2
13. Jake Stephens-VMI	Sr	12	43	35	1.2
14. Vonterius Woolbright-WCU	Jr	9	31	29	1.1



2021-22 Southern Conference  
INDIVIDUAL BASKETBALL STATISTICS  
Through games of Feb 06, 2022 (Conference games only)

OFFENSIVE REBOUNDS				Cl	G	No.	Avg/G
1.	Bas Leyte-UNCG	Jr	11	27	2.5		
2.	Silvio DeSousa-UTC	Sr	9	21	2.3		
3.	B.J. Mack-WOF	Jr	12	26	2.2		
4.	Ty Brewer-ETSU	Sr	12	24	2.0		
	Conley Garrison-FUR	Sr	11	22	2.0		
6.	Nicholas Robinson-WCU	Sr	11	21	1.9		
7.	Mohab Yasser-ETSU	Fr	12	22	1.8		
	Marcus Foster-FUR	So	12	22	1.8		
9.	Hayden Brown-CIT	Sr	10	18	1.8		
10.	Vonterius Woolbright-WCU	Jr	9	16	1.8		
11.	Wesley Cardet-SAM	Fr	11	19	1.7		
	Logan Dye-SAM	Jr	11	19	1.7		
13.	Jake Stephens-VMI	Sr	12	20	1.7		
	Jaden Seymour-ETSU	So	12	20	1.7		
15.	Darius Banks-UTC	Sr	11	18	1.6		

DEFENSIVE REBOUNDS				Cl	G	No.	Avg/G
1.	Jake Stephens-VMI	Sr	12	100	8.3		
2.	Hayden Brown-CIT	Sr	10	63	6.3		
3.	Jalen Slawson-FUR	Sr	12	67	5.6		
4.	Silvio DeSousa-UTC	Sr	9	49	5.4		
5.	Nicholas Robinson-WCU	Sr	11	59	5.4		
6.	Felipe Haase-MER	Sr	11	57	5.2		
7.	Stephen Clark-CIT	Jr	11	55	5.0		
	Vonterius Woolbright-WCU	Jr	9	45	5.0		
9.	Isaiah Bigelow-WOF	Jr	11	54	4.9		
10.	Malachi Smith-UTC	So	11	52	4.7		
11.	Ty Brewer-ETSU	Sr	12	56	4.7		
12.	James Glisson III-MER	Jr	11	50	4.5		
13.	Sean Conway-VMI	Jr	12	54	4.5		
14.	De'Monte Buckingham-UNCG	Sr	11	44	4.0		
15.	Ledarrius Brewer-ETSU	Sr	12	46	3.8		

MINUTES PLAYED				Cl	G	No.	Avg/G
1.	Kamdyn Curfman-VMI	Jr	12	452	37.7		
2.	Jason Roche-CIT	Fr	11	407	37.0		
3.	Nicholas Robinson-WCU	Sr	11	401	36.5		
4.	Jake Stephens-VMI	Sr	12	437	36.4		
5.	Malachi Smith-UTC	So	11	394	35.8		
6.	Darius Banks-UTC	Sr	11	374	34.0		
7.	David Jean-Baptiste-UTC	Sr	9	302	33.6		
8.	Felipe Haase-MER	Sr	11	368	33.5		
9.	Jordan King-ETSU	Jr	12	398	33.2		
10.	Ledarrius Brewer-ETSU	Sr	12	396	33.0		

2021-22 Southern Conference  
Conference Team Highs  
Through games of Feb 06, 2022 (Conference games only)

TEAM HIGHS (highest totals made by)

Points	107	The Citadel vs Samford (02/05/22)
	102	Furman vs The Citadel (02/02/22)
	99	VMI vs Samford (01/20/22)
	97	Mercer vs VMI (01/13/22)
	94	Western Carolina vs The Citadel (01/05/22)
Margin	38 (88-50)	Furman vs Western Carolina (01/19/22)
	32 (81-49)	Furman vs Samford (12/29/21)
	30 (82-52)	Chattanooga vs ETSU (12/30/21)
	30 (80-50)	Furman at Mercer (01/29/22)
	25 (85-60)	Samford vs Western Carolina (01/08/22)
	25 (75-50)	Furman at Wofford (01/22/22)
Field goals made	39	Furman vs The Citadel (02/02/22)
	38	Samford at The Citadel (02/05/22)
	38	The Citadel vs Samford (02/05/22)
	35	Chattanooga vs The Citadel (01/08/22)
	34	ETSU vs Western Carolina (01/10/22)
	34	Samford vs ETSU (01/15/22)
	34	VMI vs Samford (01/20/22)
Field goal attempts	77	ETSU vs VMI (01/05/22)
	77	Samford at Mercer (01/05/22)
	75	Western Carolina vs The Citadel (01/05/22)
	72	Western Carolina at ETSU (01/10/22)
	71	ETSU vs The Citadel (01/22/22)
	71	Furman vs The Citadel (02/02/22)
Field goal percentage	.667 (26-39)	VMI at UNCG (02/02/22)
	.623 (33-53)	Wofford vs Samford (01/12/22)
	.594 (38-64)	Samford at The Citadel (02/05/22)
	.594 (38-64)	The Citadel vs Samford (02/05/22)
	.587 (27-46)	Wofford vs UNCG (01/29/22)
3-Pt FG made	21	Furman vs Western Carolina (01/19/22)
	19	VMI vs Samford (01/20/22)
	18	Furman at Wofford (01/22/22)
	17	The Citadel at Western Carolina (01/05/22)
	17	Mercer vs VMI (01/13/22)
	17	The Citadel vs Samford (02/05/22)
3-Pt FG attempts	48	Western Carolina at VMI (02/04/22)
	45	Western Carolina vs ETSU (02/02/22)
	44	Furman vs Western Carolina (01/19/22)
	42	VMI at ETSU (01/05/22)
	41	Western Carolina vs The Citadel (01/05/22)
	41	Western Carolina at ETSU (01/10/22)
	41	Furman vs VMI (01/26/22)
3-Pt percentage	.632 (12-19)	VMI at UNCG (02/02/22)
	.586 (17-29)	Mercer vs VMI (01/13/22)
	.577 (15-26)	ETSU at Western Carolina (02/02/22)
	.552 (16-29)	Wofford vs UNCG (01/29/22)
	.528 (19-36)	VMI vs Samford (01/20/22)
Free throws made	24	Mercer vs VMI (01/13/22)
	23	Western Carolina vs The Citadel (01/05/22)
	23	Furman vs Mercer (01/08/22)
	22	Samford at Western Carolina (01/29/22)
	21	Chattanooga at Western Carolina (01/12/22)
	21	VMI at The Citadel (01/15/22)
Free throw attempts	30	Western Carolina vs The Citadel (01/05/22)
	29	Chattanooga at Western Carolina (01/12/22)

	27		Western Carolina vs Chattanooga (01/12/22)
	27		VMI at The Citadel (01/15/22)
	27		Samford vs Chattanooga (02/02/22)
Free throw percentage	1.000	(12-12)	Samford at VMI (01/20/22)
	1.000	(11-11)	Wofford at Chattanooga (01/26/22)
	1.000	(10-10)	VMI vs UNCG (01/08/22)
	1.000	(8-8)	Samford at Wofford (01/12/22)
	1.000	(7-7)	Wofford at UNCG (01/10/22)
	1.000	(4-4)	VMI vs Furman (01/01/22)
	1.000	(3-3)	UNCG vs Furman (01/05/22)
Rebounds	50		Furman vs Samford (12/29/21)
	50		ETSU vs VMI (01/05/22)
	47		Chattanooga vs ETSU (12/30/21)
	47		Furman vs VMI (01/26/22)
	46		Samford vs Western Carolina (01/08/22)
Assists	28		The Citadel vs Samford (02/05/22)
	25		Furman vs Western Carolina (01/19/22)
	25		VMI vs Samford (01/20/22)
	24		Mercer vs Samford (01/05/22)
	22		ETSU vs Western Carolina (01/10/22)
	22		Wofford vs UNCG (01/29/22)
	22		Furman vs The Citadel (02/02/22)
Steals	16		Furman at Mercer (01/29/22)
	12		Furman vs Samford (12/29/21)
	12		Samford at Furman (12/29/21)
	12		Furman at UNCG (01/05/22)
	12		UNCG at VMI (01/08/22)
	12		The Citadel vs Mercer (01/17/22)
	12		Furman vs The Citadel (02/02/22)
Blocked shots	9		Furman vs VMI (01/26/22)
	7		The Citadel at Western Carolina (01/05/22)
	7		Furman vs Mercer (01/08/22)
	6		Mercer at The Citadel (01/17/22)
	6		The Citadel vs Mercer (01/17/22)
	6		Furman at Wofford (01/22/22)
	6		The Citadel vs Western Carolina (01/26/22)
	6		ETSU at VMI (01/29/22)
	6		Samford vs Chattanooga (02/02/22)
Turnovers	22		Mercer vs Furman (01/29/22)
	19		Wofford at UNCG (01/10/22)
	19		Mercer at Samford (01/26/22)
	18		Western Carolina at Samford (01/08/22)
	18		The Citadel at Chattanooga (01/08/22)
	18		The Citadel vs Chattanooga (01/29/22)
	18		Chattanooga at Samford (02/02/22)
Fouls	24		Western Carolina at The Citadel (01/26/22)
	22		The Citadel at Western Carolina (01/05/22)
	22		Chattanooga at Western Carolina (01/12/22)
	22		Wofford at Western Carolina (01/15/22)
	21		Samford at Mercer (01/05/22)
	21		Western Carolina vs Chattanooga (01/12/22)
	21		UNCG at The Citadel (01/13/22)
	21		Mercer vs VMI (01/13/22)

2021-22 Southern Conference  
Conference Individual Highs  
Through games of Feb 06, 2022 (Conference games only)

INDIVIDUAL PLAYER GAME HIGHS

Points	37	Nicholas Robinson (Western Carolina) vs ETSU (02/02/22)
	35	Hayden Brown (The Citadel) vs Samford (02/05/22)
	34	Jake Stephens (VMI) at Mercer (01/13/22)
	33	Malachi Smith (Chattanooga) at Western Carolina (01/12/22)
	32	Jordan King (ETSU) at Western Carolina (02/02/22)
Field goals made	13	Jake Stephens (VMI) at Mercer (01/13/22)
	13	Nicholas Robinson (Western Carolina) vs ETSU (02/02/22)
	13	Hayden Brown (The Citadel) vs Samford (02/05/22)
	13	Ques Glover (Samford) at The Citadel (02/05/22)
	12	Hayden Brown (The Citadel) at ETSU (01/22/22)
Field goal attempts	23	Nicholas Robinson (Western Carolina) vs ETSU (02/02/22)
	21	Ledarrus Brewer (ETSU) vs VMI (01/05/22)
	20	Ques Glover (Samford) at Mercer (01/05/22)
	20	Malachi Smith (Chattanooga) vs The Citadel (01/08/22)
	20	Jake Stephens (VMI) at Mercer (01/13/22)
	20	Ledarrus Brewer (ETSU) vs The Citadel (01/22/22)
	20	Malachi Smith (Chattanooga) at The Citadel (01/29/22)
	20	Ledarrus Brewer (ETSU) at VMI (01/29/22)
	20	David Jean-Baptiste (Chattanooga) at Samford (02/02/22)
	20	Nicholas Robinson (Western Carolina) at VMI (02/04/22)
Field goal percentage	.846 (11-13)	Jake Stephens (VMI) at Wofford (12/29/21)
	.800 (8-10)	Conley Garrison (Furman) vs ETSU (01/12/22)
	.800 (8-10)	Josh Ayeni (Chattanooga) vs Mercer (02/05/22)
	.786 (11-14)	Jalen Johnson (Mercer) vs VMI (01/13/22)
	.769 (10-13)	B.J. Mack (Wofford) at ETSU (01/08/22)
	.769 (10-13)	Logan Dye (Samford) vs ETSU (01/15/22)
3-Pt FG made	9	Jason Roche (The Citadel) vs Samford (02/05/22)
	8	Jalen Johnson (Mercer) vs VMI (01/13/22)
	8	David Jean-Baptiste (Chattanooga) at Samford (02/02/22)
	7	Jordan King (ETSU) at VMI (01/29/22)
	7	Jason Roche (The Citadel) at Furman (02/02/22)
	7	Jordan King (ETSU) at Western Carolina (02/02/22)
3-Pt FG attempts	15	Alex Hunter (Furman) at UNCG (01/05/22)
	15	Jason Roche (The Citadel) vs Samford (02/05/22)
	14	Kamdyn Curfman (VMI) at ETSU (01/05/22)
	14	Kamdyn Curfman (VMI) vs Western Carolina (02/04/22)
	13	Jason Roche (The Citadel) vs VMI (01/15/22)
	13	David Jean-Baptiste (Chattanooga) at Samford (02/02/22)
3-Pt percentage	1.000 (8-8)	Jalen Johnson (Mercer) vs VMI (01/13/22)
	.857 (6-7)	Jake Stephens (VMI) at Mercer (01/13/22)
	.857 (6-7)	Jaden Campbell (Samford) vs ETSU (01/15/22)
	.833 (5-6)	Joe Anderson (Furman) vs Mercer (01/08/22)
	.714 (5-7)	Ledarrus Brewer (ETSU) at Samford (01/15/22)
	.714 (5-7)	Honor Huff (VMI) vs Samford (01/20/22)
	.714 (5-7)	De'Monte Buckingham (UNCG) at ETSU (01/26/22)
Free throws made	16	Malachi Smith (Chattanooga) at Western Carolina (01/12/22)
	11	Felipe Haase (Mercer) vs VMI (01/13/22)
	11	Hayden Brown (The Citadel) vs Mercer (01/17/22)
	10	Felipe Haase (Mercer) vs Samford (01/05/22)
	8	Jalen Slawson (Furman) vs Mercer (01/08/22)
	8	Marcus Foster (Furman) vs Mercer (01/08/22)
	8	Jake Stephens (VMI) vs UNCG (01/08/22)
	8	Vonterius Woolbright (Western Carolina) vs Chattanooga (01/12/22)
	8	James Glisson III (Mercer) vs VMI (01/13/22)
	8	Hayden Brown (The Citadel) vs Western Carolina (01/26/22)

		8	Darius Banks (Chattanooga) at The Citadel (01/29/22)
		8	Jermaine Marshall (Samford) at Western Carolina (01/29/22)
Free throw attempts		21	Malachi Smith (Chattanooga) at Western Carolina (01/12/22)
		14	Hayden Brown (The Citadel) vs Mercer (01/17/22)
		12	Vonterius Woolbright (Western Carolina) vs Chattanooga (01/12/22)
		12	Felipe Haase (Mercer) vs VMI (01/13/22)
		12	Hayden Brown (The Citadel) vs Western Carolina (01/26/22)
Free throw percentage	1.000	(8-8)	Jalen Slawson (Furman) vs Mercer (01/08/22)
	1.000	(8-8)	Marcus Foster (Furman) vs Mercer (01/08/22)
	1.000	(8-8)	Jake Stephens (VMI) vs UNCG (01/08/22)
	1.000	(8-8)	James Glisson III (Mercer) vs VMI (01/13/22)
	1.000	(8-8)	Jermaine Marshall (Samford) at Western Carolina (01/29/22)
Rebounds		21	Jake Stephens (VMI) at The Citadel (01/15/22)
		15	Jake Stephens (VMI) at ETSU (01/05/22)
		15	Hayden Brown (The Citadel) vs UNCG (01/13/22)
		14	Silvio DeSousa (Chattanooga) vs The Citadel (01/08/22)
		14	Isaiah Bigelow (Wofford) vs The Citadel (01/19/22)
		14	Jake Stephens (VMI) vs ETSU (01/29/22)
Assists		10	David Sloan (ETSU) vs Western Carolina (01/10/22)
		10	David Sloan (ETSU) at Samford (01/15/22)
		10	Nicholas Robinson (Western Carolina) at VMI (02/04/22)
		9	Tyler Mofe (The Citadel) vs Samford (02/05/22)
		8	Stephen Clark (The Citadel) vs VMI (01/15/22)
		8	Ques Glover (Samford) vs ETSU (01/15/22)
		8	Trey Bonham (VMI) vs Samford (01/20/22)
		8	David Sloan (ETSU) vs UNCG (01/26/22)
		8	Jalen Slawson (Furman) at Mercer (01/29/22)
		8	David Sloan (ETSU) at Western Carolina (02/02/22)
Steals		6	Malachi Smith (Chattanooga) at VMI (01/22/22)
		5	Jalen Slawson (Furman) at Mercer (01/29/22)
		4	Jalen Slawson (Furman) vs Samford (12/29/21)
		4	Jaden Campbell (Samford) at Furman (12/29/21)
		4	Alex Hunter (Furman) at VMI (01/01/22)
		4	Morgan Safford (Wofford) at ETSU (01/08/22)
		4	Nicholas Robinson (Western Carolina) at ETSU (01/10/22)
		4	Kobe Langley (UNCG) vs Wofford (01/10/22)
		4	David Sloan (ETSU) at Samford (01/15/22)
		4	Rudy Fitzgibbons III (The Citadel) vs Mercer (01/17/22)
		4	Kobe Langley (UNCG) vs Chattanooga (01/20/22)
		4	Jalen Slawson (Furman) vs VMI (01/26/22)
		4	Ques Glover (Samford) vs Mercer (01/26/22)
		4	Marcus Foster (Furman) at Mercer (01/29/22)
		4	Jaden Campbell (Samford) at Western Carolina (01/29/22)
		4	Jermaine Marshall (Samford) vs Chattanooga (02/02/22)
Blocked shots		6	Stephen Clark (The Citadel) at Western Carolina (01/05/22)
		5	Jalen Johnson (Mercer) at The Citadel (01/17/22)
		5	Stephen Clark (The Citadel) vs Mercer (01/17/22)
		5	Ty Brewer (ETSU) at VMI (01/29/22)
		4	Stephen Clark (The Citadel) at Chattanooga (01/08/22)
		4	Jake Stephens (VMI) at The Citadel (01/15/22)
Turnovers		9	Stephen Clark (The Citadel) vs Chattanooga (01/29/22)
		7	David Sloan (ETSU) vs Wofford (01/08/22)
		7	Vonterius Woolbright (Western Carolina) at Samford (01/08/22)
		7	Max Klesmit (Wofford) at UNCG (01/10/22)
		6	Kobe Langley (UNCG) vs Furman (01/05/22)
		6	B.J. Mack (Wofford) at UNCG (01/10/22)
		6	Jake Stephens (VMI) vs Chattanooga (01/22/22)