

# Southern Conference Softball Record Book



*Through 2020 season*

# COMPOSITE RECORDS

(Since 1994) School	Conference Games			All Games			Regular Season Finishes						YR
	Won	Lost	Pct.	Won	Lost	Pct.	1st	2nd	3rd	4th	5th	6th-9th	
Chattanooga	320	141	.694	949	597	.614	14	4	3	2	0	3	'94
Samford+	106	118	.473	273	359	.432	1	2	0	2	1	5	'09
UNCG*	204	225	.476	676	634	.516	3	2	2	4	4	7	'98
ETSU	78	108	.419	235	308-2	.433	0	0	1	2	4	3	'01^
Furman	205	265	.436	647	845	.434	3	4	3	4	3	9	'94
Mercer	44	42	.512	156	153	.505	0	1	1	1	1	1	'15
Western Carolina	100	184	.352	303	476	.389	1	0	1	1	1	10	'06

YR = First year of competition in SoCon

\* later vacated all 79 wins (31 SoCon wins) from 2009-11

^ ETSU did not compete in the SoCon from 2006-14

+ later vacated 24 wins (11 SoCon wins) from 2011-13

## Former members

School	Won	Lost	Pct.	Won	Lost	Pct.	1st	2nd	3rd	4th	5th	6th-9th	Years
Georgia Southern	238	154	.601	618	606	.491	3	4	11	3	0	0	1994-14
College of Charleston	179	135	.570	493	389	.559	2	4	3	3	0	3	1999-13
Elon	106	133	.459	295	306	.494	0	1	1	2	2	5	2004-14
Appalachian State	126	164	.441	296	454	.396	1	2	1	0	2	8	2001-14
Marshall	15	25	.375	119	99	.546	0	1	1	2	0	0	1994-97
UNC Wilmington	26	52	.333	86	146	.371	0	0	0	0	1	3	2000-03

# ANNUAL CHAMPIONS

Year	Champion	Head coach	Runner-up	Tournament site	Regular-season champion
1994	Furman	Alleen Berkey	Georgia Southern	Greenville, S.C.	Furman
1995	Marshall	Louie Berndt	Furman	Greenville, S.C.	Furman, Chattanooga
1996	Chattanooga	Ralph Weekly	Georgia Southern	Statesboro, Ga.	Georgia Southern
1997	Chattanooga	Ralph Weekly	Furman	Huntington, W.Va.	Chattanooga
1998	Chattanooga	Ralph Weekly	Georgia Southern	Chattanooga, Tenn.	Chattanooga
1999	Georgia Southern	Kelley Kirkland	Chattanooga	Charleston, S.C.	Chattanooga
2000	Chattanooga	Karen Weekly	Furman	Greensboro, N.C.	Chattanooga
2001	Chattanooga	Karen Weekly	Furman	Chattanooga, Tenn.	Chattanooga
2002	Chattanooga	Frank Reed	Furman	Chattanooga, Tenn.	Chattanooga
2003	Chattanooga	Frank Reed	ETSU	Chattanooga, Tenn.	College of Charleston
2004	Chattanooga	Frank Reed	College of Charleston	Chattanooga, Tenn.	Chattanooga
2005	College of Charleston	Chandelle Schulte	Chattanooga	Charleston, S.C.	College of Charleston
2006	Georgia Southern	Natalie Poole	Furman	Chattanooga, Tenn.	Western Carolina
2007	Furman	Dana Jenkins	Georgia Southern	Greensboro, N.C.	Chattanooga
2008	Chattanooga	Frank Reed	Georgia Southern	Mt. Pleasant, S.C.	Chattanooga
2009	Chattanooga	Frank Reed	Georgia Southern	Chattanooga, Tenn.	Chattanooga
2010	Elon	Patti Raduenz	UNCG	Chattanooga, Tenn.	Chattanooga
2011	Chattanooga	Frank Reed	College of Charleston	Statesboro, Ga.	Chattanooga
2012	Georgia Southern	Annie Smith	College of Charleston	Boone, N.C.	Georgia Southern
2013	Georgia Southern	Annie Smith	UNCG	Greensboro, N.C.	Appalachian State
2014	Chattanooga	Frank Reed	UNCG	Greensboro, N.C.	Georgia Southern
2015	Chattanooga	Frank Reed	Mercer	Chattanooga, Tenn.	Chattanooga
2016	Samford	Mandy Burford	Furman	Greensboro, N.C.	Samford
2017	ETSU	Brad Irwin	Samford	Chattanooga, Tenn.	UNCG, Furman
2018	UNCG	Janelle Breneman	ETSU	Greensboro, N.C.	UNCG
2019	Chattanooga	Frank Reed	UNCG	Chattanooga, Tenn.	UNCG
2020	*The 2020 season was halted in March due to the COVID-19 pandemic.				

# INDIVIDUAL HONORS

## Player of the Year

Year	Player	School
1994	Cathy Frohnheiser	Furman
1995	Julie Glasser	Furman
1996	Julie Glasser	Furman
1997	Julie Glasser	Furman
1998	Lara Long	UNCG
1999	Allison DeVries	Chattanooga
2000	Leigh Irwin	UNCG
2001	Angela Brewer	Chattanooga
2002	Penny Thompson	UNCG
2003	Jennifer Hubbard	UNCG
2004	Melissa Ramirez	Chattanooga
2005	Janine Sprague	ETSU
2006	Shanita Black	Georgia Southern
2007	Jennifer Golden	College of Charleston
2008	Robyne Siliga	Georgia Southern
2009	Kristie Shifflett	College of Charleston
2010	Nina Iduate	Georgia Southern
2011	Michelle Fuzzard	Chattanooga
2012	Michelle Fuzzard	Chattanooga
2013	Allie Cashion	Appalachian State
2014	Katelyn Bedwell	UNCG
2015	Sieara Bishop	Furman
2016	Megan Dowdy	Samford
2017	Danielle Knoetze	ETSU
2018	Shelby Maze	Samford
2019	Marissa Guimbarada	Furman
2020	No awards issued	

## Pitcher of the Year

Year	Player	School
1994	Kim Currier	Furman
1995	Amy Jakubowski	Furman
1996	Vanessa Fawcett	Georgia Southern
1997	J.D. Staton	Chattanooga
1998	Amy Robertson	Chattanooga
1999	Talya Trudell	Chattanooga
2000	Chrissy Hacker	Furman
2001	Beth Alexander	Chattanooga
2002	Beth Alexander	Chattanooga
2003	Rachael Stern	College of Charleston
2004	Lacey Swarthout	Chattanooga
2005	Lacey Swarthout	Chattanooga
2006	Mendy McKenzie	Western Carolina
2007	Brooke Loudermilk	Chattanooga
2008	Brooke Loudermilk	Chattanooga
2009	Brianna Streetmon	Georgia Southern
2010	Brianna Streetmon	Georgia Southern
2011	Alexa Datko	College of Charleston
2012	Sarah Purvis	Georgia Southern
2013	Sarah Purvis	Georgia Southern
2014	Sarah Purvis	Georgia Southern
2015	Kirsten Stevens	Mercer
2016	Mollie Hanson	Samford
2017	Lindsey Bert	Furman
2018	Lindsey Bert	Furman
2019	Celie Hudson	Chattanooga
2020	No awards issued	

## Coach of the Year

Year	Coach	School
1994	Alleen Berkey	Furman
1995	Alleen Berkey	Furman
1996	Kelley Kirkland	Georgia Southern
1997	Louie Berndt	Marshall
1998	Ralph Weekly	Chattanooga
1999	Karen Weekly	Chattanooga
2000	Bonnie Flynn	Furman
2001	Karen Weekly	Chattanooga
2002	Bonnie Flynn	Furman
	Natalie Poole	Georgia Southern
2003	Chandelle Schulte	College of Charleston
2004	Frank Reed	Chattanooga
2005	Chandelle Schulte	College of Charleston
2006	Megan Smith	Western Carolina
2007	Shelly Hoerner	College of Charleston
2008	Frank Reed	Chattanooga
2009	Frank Reed	Chattanooga
2010	Frank Reed	Chattanooga
2011	Frank Reed	Chattanooga
2012	Annie Smith	Georgia Southern
2013	Shae Wesley	Appalachian State
2014	Annie Smith	Georgia Southern
2015	Frank Reed	Chattanooga
2016	Mandy Burford	Samford
2017	Kyle Jameison	Furman
2018	Janelle Breneman	UNCG
2019	Janelle Breneman	UNCG
2020	No awards issued	

## Freshman of the Year

Year	Player	School
1994	Brandi Northrup	Marshall
1995	Stefanie Cook	Marshall
1996	McCaine Lowder	Georgia Southern
1997	Dawn Matoy	Marshall
1998	Megan Luring	Chattanooga
1999	Beth Alexander	Chattanooga
2000	Angela Brewer	Chattanooga
2001	Amanda Cone	College of Charleston
2002	Crystal Crews	Georgia Southern
2003	Jennifer Reed	Chattanooga
2004	Maria Laurato	Georgia Southern
2005	Robyne Siliga	Georgia Southern
2006	Jenny Jackson	Western Carolina
2007	Brooke Loudermilk	Chattanooga
2008	Michelle Fuzzard	Chattanooga
2009	Marie Fogle	Georgia Southern
2010	Tomeka Watson	Elon
2011	Allie Miles	Georgia Southern
2012	Sarah Warnock	Appalachian State
2013	Lindsay Thomas	UNCG
2014	Taylor Rogers	Georgia Southern
2015	Shelby Maze	Samford
2016	Stephanie Bryden	UNCG
2017	Casey Bigham	Furman
2018	Micayla Rood	Mercer
2019	Emily Coltharp	Chattanooga
2020	No awards issued	

# ALL-CONFERENCE TEAMS

## 1994

**P** Kim Currier, FUR  
**C** Julie Glasser, FUR  
**1B** April Miller, UTC  
**2B** Karen Petit, GSU  
**SS** Carrie Hinkle, MAR  
**3B** Cathy Frohnheiser, FUR  
**OF** Amy Jakubowski, FUR  
**OF** Jeanne Noble, MAR  
**OF** Melissa Williams, GSU  
**DP** Brandi Northrup, MAR

## 1995

**P** Amy Jakubowski, FUR  
**C** Julie Glasser, FUR  
**1B** Margaret Roddy, UTC  
**2B** Jennifer Swanson, UTC  
**SS** Stefanie Cook, MAR  
**3B** Erika Norris, UTC  
**OF** Jeanne Noble, MAR  
**OF** Carrie Hinkle, MAR  
**OF** Debbie Hensley, GSU  
**DP** Sheri Russo, GSU

## 1996

**P** Vanessa Fawcett, GSU  
**C** Julie Glasser, FUR  
**1B** Sheri Russo, GSU  
**2B** Stefanie Cook, MAR  
**SS** Carrie Hinkle, MAR  
**3B** Keri Meigs, UTC  
**OF** Tonya Whitted, GSU  
**OF** Denise Posey, UTC  
**OF** Jamie Rausch, FUR  
**DP** Jessica Brown, UTC

## 1997

**P** J.D. Staton, UTC  
**P** Cristy Waring, MAR  
**C** McCaine Lowder, GSU  
**1B** Allison DeVries, UTC  
**2B** Stefanie Cook, MAR  
**2B** Ashley Flemming, GSU  
**SS** Julie Glasser, FUR  
**CF** Denise Posey, UTC  
**OF** Carrie Hinkle, MAR  
**OF** Cari Williams, FUR

## 1998

**P** Amy Robertson, UTC  
**C** Jill Quilla, UNCG  
**1B** Allison DeVries, UTC  
**2B** Lara Long, UNCG  
**SS** Danielle Toole, GSU  
**3B** Kami Tucker, UTC  
**OF** Kari Meigs, UTC  
**OF** Danielle Sekula, UNCG  
**OF** Jennifer Harris, GSU  
**DP** Megan Luring, UTC

## 1999

**P** Talya Trudell, UTC  
**P** Jennifer Miller, GSU  
**C** Judy Baker, FUR  
**1B** Allison DeVries, UTC  
**2B** Ashley Flemming, GSU  
**SS** Leah Tucker, UTC  
**3B** Liz Card, UTC  
**OF** Keri Meigs, UTC  
**OF** Jaclyn Kaylor, GSU  
**OF** Kay Brittain, FUR  
**OF** Brooke Fuller, CofC  
**DP** Megan Luring, UTC

## 2000

**P** Aimee Littlejohn, GSU  
**P** Chrissy Hacker, FUR  
**C** Jacklyn Mariner, CofC  
**1B** Angela Brewer, UTC  
**2B** Kristy Norton, UNCG  
**3B** Joy Stogner, UNCG  
**OF** Jennifer Harris, GSU  
**OF** Leigh Irwin, UNCG  
**OF** Kay Brittain, FUR  
**DP** Penny Thompson, UNCG

## 2001

*First Team*  
**P** Beth Alexander, UTC  
**P** Tayla Trudell, UTC  
**1B** Angela Brewer, UTC  
**2B** Dana Reed, UTC  
**3B** Penny Thompson, UNCG  
**SS** Leah Tucker, UTC  
**C** Jaci Welsh, UTC  
**OF** Julie Peel, GSU  
**OF** Kay Brittain, FUR  
**OF** Leigh Irwin, UNCG  
**DP** Tiffany Lindemann, UNCW

### Second Team

**P** Chrissy Hacker, FUR  
**P** Janice Savage, GSU  
**1B** Maggie Johnson, UNCW  
**2B** Amber Joyner, APP  
**3B** Amanda Cone, CofC  
**SS** Audry White, UNCW  
**C** Lauren Mattox, UNCW  
**OF** Kelly Jack, FUR  
**OF** Brooke Fuller, CofC  
**OF** Amber Handy, APP  
**DP** Martha McCall, CofC

## 2002

*First Team*  
**P** Beth Alexander, UTC  
**P** Awbrey Winckler, UTC  
**1B** Jada Pescatore, UTC  
**2B** Brooke Flowers, CofC  
**3B** Penny Thompson, UNCG  
**SS** Jill Crawford, UTC  
**C** Lauren Mattox, UNCW  
**OF** Amanda Cone, CofC  
**OF** Paige Cochran, UTC  
**OF** Jessica Matthews, FUR  
**DP** Crystal Crews, GSU

### Second Team

**P** Aimee Littlejohn, GSU  
**P** Crystal Crews, GSU  
**1B** Lael Rorie, APP  
**2B** Stacie Cooper, GSU  
**3B** Melissa Ramirez, UTC  
**SS** Kelly Blazi, GSU  
**C** Christine Sweeney, UNCG  
**OF** Danielle Spetar, ETSU  
**OF** Amber Handy, APP  
**OF** LeKerah Barr, FUR  
**DP** Melissa Creager, CofC

## 2003

*First Team*  
**P** Rachael Stern, CofC  
**P** Amber Watson, UNCG  
**C** Jennifer Reed, UTC  
**1B** Meagen Johnson, FUR  
**2B** Brooke Flowers, CofC  
**3B** Jessica Shwartzkopf, CofC  
**SS** Jennifer Hubbard, UNCG  
**OF** Amanada Cone, CofC  
**OF** Janine Sprague, ETSU  
**OF** LaKerah Barr, FUR  
**DP** Penny Thompson, UNCG

### Second Team

**P** Awbrey Winckler, UTC  
**P** Tiffany McVay, ETSU  
**C** Jessica Longsinger, ETSU  
**1B** Lael Rorie, APP  
**2B** Jennifer Aguilar, UNCG  
**3B** Melissa Ramirez, UTC  
**SS** Jacquie Rothey, CofC  
**OF** Keyta Lawson, CofC  
**OF** Danielle Spetar, ETSU  
**OF** Tiffany Lindemann, UNCW  
**DP** Melissa Creager, CofC

## 2004

*First Team*  
**P** Lacey Swarouth, UTC  
**P** Cary Moore, GSU  
**C** Jessica Matthews, FUR  
**1B** Jenny Gustin, Elon  
**2B** Joni Gomez, UNCG  
**3B** Jennifer Hubbard, UNCG  
**SS** Melissa Ramirez, UTC  
**OF** Amanda Cone, CofC  
**OF** LaKerah Barr, FUR  
**OF** Jessica Swearengin, Elon  
**DP** Jamie Dupont, Elon  
**UT** Bridgette Loudermilk, CofC

### Second Team

**P** Rachael Stern, CofC  
**P** Rachel Henley, FUR  
**C** Sarah Gough, APP  
**1B** Jennifer Bonilla, UNCG  
**2B** Brooke Flowers, CofC  
**SS** Mary Beth Hazelwood, ETSU  
**3B** Maria Laurato, GSU  
**OF** Shanita Black, GSU  
**OF** Janine Sprague, ETSU  
**OF** Dani Concepcion, Elon  
**DP** Kristyn Hurt, APP  
**UT** Megan Borgaard, Elon

## 2005

*First Team*  
**P** Lacey Swarouth, UTC  
**P** Rachael Stern, CofC  
**C** Jayme Durand, CofC  
**1B** Jennifer Bonilla, UNCG  
**2B** Brittany Whittier, UTC  
**SS** Jessica Lyness, CofC  
**3B** Lindsay Glover, APP  
**OF** Janine Sprague, ETSU  
**OF** Leshe' Russell, CofC  
**OF** Dani Concepcion, Elon  
**OF** Shanita Black, GSU  
**DP** Ashleigh Bull, UTC  
**UT** Debbie Zeigler, Elon

## Second Team

**P** Courtney Jenkins, ETSU  
**P** Logan Free, GSU  
**C** Kelly Allen, UNCG  
**1B** Renee Francis, CofC  
**2B** Bridget Loudermilk, CofC  
**SS** Maria Laurato, GSU  
**3B** Berni Martinez, CofC  
**OF** Megan Borgaard, Elon  
**OF** Aurora Johnson, GSU  
**OF** Krista Judge, UNCG  
**DP** Kristyn Hurt, APP  
**UT** Megan Jaudon, FUR

## 2006

*First Team*  
**P** Mendy McKenzie, WCU  
**P** Melissa Laliberte, GSU  
**1B** Heather Smith, GSU  
**2B** Paige Goss, Elon  
**3B** Lindsay Glover, APP  
**SS** Heather Pritchard, WCU  
**C** Allyson McCubbins, WCU  
**OF** Jess Mathis, FUR  
**OF** Shanita Black, GSU  
**OF** Ashley Adams, WCU  
**DP** Shannon Howard, CofC  
**UT** Jenny Jackson, WCU

### Second Team

**P** Yancy Moore, APP  
**P** Logan Free, GSU  
**1B** Jennifer Bonilla, UNCG  
**2B** Gina Sterchi, GSU  
**3B** Izmena Cabrera, CofC  
**SS** Kasey Motsinger, APP  
**C** Jayme Durand, CofC  
**OF** Jennifer Golden, CofC  
**OF** Amber Kiser, FUR  
**OF** Jeannie Cochran, UTC  
**DP** Savannah Filley, WCU  
**UT** Ashleigh Bull, UTC

## 2007

*First Team*  
**P** Terri Mesko, CofC  
**P** Brooke Loudermilk, UTC  
**C** Kristyn Hurt, APP  
**1B** Jennifer Golden, CofC  
**2B** Paige Goss, Elon  
**3B** Stephanie Beatty, WCU  
**SS** Tia Blosser, UTC  
**SS** Tracey Dahlen, Elon  
**OF** Izmena Cabrera, CofC  
**OF** Jeannie Cochran, UTC  
**OF** Mary Greenway, UNCG  
**DP** Shannon Howard, CofC  
**UT** Mollie Fowler, WCU

### Second Team

**P** Ashley Frizzell, UTC  
**P** Melissa Laliberte, GSU  
**C** Megan Jaudon, FUR  
**1B** Alyssa Edwards, UTC  
**2B** Brittany Gaston, APP  
**3B** Kristie Shifflett, CofC  
**SS** Adriane Audley, UNCG  
**OF** Danielle Peters, APP  
**OF** Amber Kiser, FUR  
**OF** Nikki Bost, WCU  
**DP** Laci Upchurch, UTC  
**UT** Tara Tembey, UTC

# ALL-CONFERENCE TEAMS

<p><b>2008</b> <i>First Team</i> <b>P</b> Brooke Loudermilk, UTC <b>P</b> Melissa Laliberte, GSU <b>C</b> Katie Boyd, APP <b>1B</b> Michelle Fuzzard, UTC <b>2B</b> Nina Iduate, GSU <b>SS</b> Tracey Dahlen, Elon <b>SS</b> Tara Tembey, UTC <b>3B</b> Robyne Siliga, GSU <b>OF</b> Mary Greenway, UNCG <b>OF</b> Laci Upchurch, UTC <b>OF</b> Lindsey Hopkins, GSU <b>DP</b> Shannon Howard, CofC <b>UT</b> Jamie Swank, WCU</p> <p><i>Second Team</i> <b>P</b> Shannon Howard, CofC <b>P</b> Megen Smith, GSU <b>C</b> Jenny Side, GSU <b>1B</b> Brythe Blankenship, FUR <b>2B</b> Jackie Gonzalez, Elon <b>2B</b> Brittany Gaston, APP <b>SS</b> Amanda Hall, GSU <b>3B</b> Kristie Shifflett, CofC <b>OF</b> Tiffany Harmon, CofC <b>OF</b> Lyndsey Stiles, UTC <b>OF</b> Michelle Beasley, GSU <b>DP</b> Melanie Helterbran, Elon <b>UT</b> Katie Nutaitis, CofC</p> <p><b>2009</b> <i>First Team</i> <b>P</b> Brianna Streetmon, GSU <b>P</b> Kayla Richardson, APP <b>C</b> Abby Robertson, FUR <b>1B</b> Michelle Fuzzard, UTC <b>2B</b> Tiffany Baker, UTC <b>SS</b> Nina Iduate, GSU <b>3B</b> Kristie Shifflett, CofC <b>OF</b> Lyndsey Stiles, UTC <b>OF</b> Katie Forbes, CofC <b>OF</b> Marie Fogle, GSU <b>DP</b> Mollie Fowler, WCU <b>UT</b> Megen Smith, GSU</p> <p><i>Second Team</i> <b>P</b> Michelle Fuzzard, UTC <b>P</b> Lana Mackey, FUR <b>C</b> Michelle Lighton, APP <b>C</b> Brittany Eason, UTC <b>1B</b> Sam Russo, GSU <b>2B</b> Amber Shifflett, CofC <b>SS</b> Kaitlin Merkt, UNCG <b>3B</b> Katie Boyd, APP <b>OF</b> Kaiti Kelley, UTC <b>OF</b> Amanda Hall, GSU <b>OF</b> Stephanie Field, FUR <b>DP</b> Shannon Howard, CofC <b>UT</b> Robyn Harmon, SAM</p> <p><b>2010</b> <i>First Team</i> <b>P</b> Lana Mackey, FUR <b>P</b> Brianna Streetmon, GSU <b>C</b> Kaitlyn Piazzolla, Elon <b>1B</b> Alex Emeterio, UNCG <b>2B</b> Tia Blosser, UTC <b>SS</b> Nina Iduate, GSU <b>3B</b> Tiffany Baker, UTC <b>OF</b> Stephanie Field, FUR <b>OF</b> Emerald Graham, Elon <b>OF</b> Lyndsey Stiles, UTC <b>DP</b> Kristie Shifflett, CofC <b>UT</b> Megen Smith, GSU</p>	<p><i>Second Team</i> <b>P</b> Amber Harrell, UNCG <b>P</b> Kandice Irwin, UTC <b>C</b> Michelle Lighton, APP <b>1B</b> Kelley Dillon, CofC <b>2B</b> Amber Shifflett, CofC <b>SS</b> Megan Rembielak, APP <b>3B</b> Katie Boyd, APP <b>OF</b> Tomeka Watson, Elon <b>OF</b> Sarah Rappe, APP <b>OF</b> Amanda Lonergan, CofC <b>DP</b> Eileen Horsmon, UNCG <b>UT</b> Alex Adams, SAM <b>UT</b> Ashlee Crewe, Elon</p> <p><b>2011</b> <i>First Team</i> <b>P</b> Alexa Datko, CofC <b>P</b> Kandice Irwin, UTC <b>C</b> Vivian Morimoto, UTC <b>1B</b> Alex Emeterio, UNCG <b>2B</b> Morgan Hughey, FUR <b>SS</b> Jessie Homesly, FUR <b>3B</b> Tiffany Baker, UTC <b>OF</b> Allie Cashion, APP <b>OF</b> Marie Fogle, GSU <b>OF</b> Lyndsey Stiles, UTC <b>DP</b> Michelle Fuzzard, UTC <b>UT</b> Meghan Smith, APP</p> <p><i>Second Team</i> <b>P</b> Hannah Dow, APP <b>P</b> Allie Miles, GSU <b>C</b> Kaitlyn Piazzolla, Elon <b>1B</b> Kasey Tydingco, UTC <b>2B</b> Sara Poteat, UTC <b>SS</b> Kaitlin Merkt, UNCG <b>3B</b> Katie Boyd, APP <b>OF</b> Tomeka Watson, Elon <b>OF</b> Carleigh Nester, Elon <b>OF</b> Carly Corthell, CofC <b>DP</b> Eileen Horsmon, UNCG <b>UT</b> Megen Smith, GSU</p> <p><b>2012</b> <i>First Team</i> <b>P</b> Stephanie Saylor, CofC <b>P</b> Sarah Purvis, GSU <b>C</b> Vivian Morimoto, UTC <b>1B</b> Kasey Tydingco, UTC <b>2B</b> Sara Poteat, UTC <b>SS</b> Megan Rembielak, APP <b>3B</b> Jessie Homesley, FUR <b>OF</b> Allie Cashion, APP <b>OF</b> Marie Fogle, GSU <b>OF</b> Erin Foster, WCU <b>DP</b> Michelle Fuzzard, UTC <b>UT</b> Sarah Warnock, APP</p> <p><i>Second Team</i> <b>P</b> Hope Klicker, CofC <b>P</b> Taylor Deason, UTC <b>C</b> Michelle Lighton, APP <b>1B</b> Amanda Lonergan, CofC <b>2B</b> Hanna Ennis, GSU <b>SS</b> Jessica Traxler, UTC <b>3B</b> Sarah Beth Roberts, UTC <b>OF</b> Tomeka Watson, Elon <b>OF</b> Stephanie Rieck, UTC <b>OF</b> Cheyenne Willis, UTC <b>DP</b> Katelyn Bedwell, UNCG <b>UT</b> Lauren Collier, FUR</p>	<p><b>2013</b> <i>First Team</i> <b>P</b> Hope Klicker, CofC <b>P</b> Sarah Purvis, GSU <b>C</b> Lindsay Thomas, UNCG <b>1B</b> Chandler Frisbie, CofC <b>2B</b> Ashton Jarrett, CofC <b>SS</b> Kourtney Thomas, GSU <b>3B</b> Kelsey Hodgson, CofC <b>OF</b> Allie Cashion, APP <b>OF</b> Tomeka Watson, Elon <b>OF</b> Carleigh Nester, Elon <b>DP</b> Katelyn Bedwell, UNCG <b>UT</b> Lauren Collier, FUR</p> <p><i>Second Team</i> <b>P</b> Stephanie Saylor, CofC <b>P</b> Lauren Collier, FUR <b>P</b> Raeanne Hanks, UNCG <b>C</b> Sarah Warnock, APP <b>1B</b> Eileen Horsmon, UNCG <b>2B</b> Sara Poteat, UTC <b>SS</b> Heather Robb, UNCG <b>3B</b> Sarah Beth Roberts, UTC <b>OF</b> Allison Geiner, UNCG <b>OF</b> Tatiana Alcalá, UNCG <b>OF</b> Sam Taylor, UTC <b>DP</b> Shelby Morrill, GSU <b>UT</b> Aisha Figueroa, UNCG</p> <p><b>2014</b> <i>First Team</i> <b>P</b> Sarah Purvis, GSU <b>P</b> Mollie Hanson, SAM <b>C</b> Lindsay Thomas, UNCG <b>1B</b> Katelyn Bedwell, UNCG <b>2B</b> Cynthia Gomez, APP <b>3B</b> Callie Brister, SAM <b>SS</b> Kourtney Thomas, GSU <b>OF</b> Dani Heichen, APP <b>OF</b> Megan Dowdy, SAM <b>OF</b> Carleigh Nester, Elon <b>DP</b> Taylor Rogers, GSU <b>UT</b> Nicole Thomas, UNCG</p> <p><i>Second Team</i> <b>P</b> Lauren Collier, FUR <b>P</b> Katie Henderson, UTC <b>C</b> Sarah Warnock, APP <b>1B</b> Lindsay Loudermilk, APP <b>1B</b> Morgan Robinson, GSU <b>2B</b> Dominique Madruga, UNCG <b>3B</b> Sarah Beth Roberts, UTC <b>3B</b> Kara Salvo, WCU <b>SS</b> Abby Adams, SAM <b>OF</b> Alaina Hall, Elon <b>OF</b> Nikki Legg, FUR <b>OF</b> Courtney Price, WCU <b>DP</b> Elise Smith, FUR <b>UT</b> Caroline Wilder, SAM</p> <p><b>2015</b> <i>First Team</i> <b>P</b> Lindsey Bert, FUR <b>P</b> Kirsten Stevens, MER <b>C</b> Lindsay Thomas, UNCG <b>1B</b> Tory Wright, UNCG <b>2B</b> Cricket Blanco, UTC <b>3B</b> Sarah Beth Roberts, UTC <b>SS</b> Sieara Bishop, FUR <b>OF</b> Taylor Miller, MER <b>OF</b> Megan Dowdy, SAM <b>OF</b> Nicole Osterman, UTC <b>DP</b> Caroline Wilder, SAM <b>UT</b> Nicole Thomas, UNCG</p>	<p><i>Second Team</i> <b>P</b> Mollie Hanson, SAM <b>P</b> Jordan Garrett, WCU <b>C</b> Abby Sweeney, SAM <b>1B</b> Caroline Taylor, MER <b>2B</b> Taylor Jenkins, FUR <b>3B</b> Danielle Vega, UNCG <b>SS</b> Abby Adams, SAM <b>SS</b> J.J. Hamill, UTC <b>OF</b> Ambree Muller, FUR <b>OF</b> Riley Carter, MER <b>OF</b> Allison Geiner, UNCG <b>DP</b> Elise Smith, FUR <b>UT</b> Lindsey Bert, FUR</p> <p><b>2016</b> <i>First Team</i> <b>P</b> Mollie Hanson, SAM <b>P</b> Taylor Sigmon, WCU <b>C</b> Lindsay Thomas, UNCG <b>1B</b> AnnaRose Borrelli, FUR <b>2B</b> Crystal Cyr, WCU <b>3B</b> Callie Brister, SAM <b>SS</b> Sieara Bishop, FUR <b>OF</b> Candace Johnson, FUR <b>OF</b> Taylor Miller, MER <b>OF</b> Megan Dowdy, SAM <b>DP</b> Nicole Thomas, UNCG <b>UT</b> Taylor Rodgers, MER</p> <p><i>Second Team</i> <b>P</b> Lindsey Bert, FUR <b>P</b> Alicia Bazonski, UNCG <b>C</b> Natalie Shiver, MER <b>1B</b> Caitlin Bice, SAM <b>2B</b> Abbie Miranda, SAM <b>2B</b> Cricket Blanco, UTC <b>3B</b> Danielle Vega, UNCG <b>SS</b> Lexie Higgins, SAM <b>SS</b> Karley Harkey, WCU <b>OF</b> Allison Geiner, UNCG <b>OF</b> Shelby Maze, SAM <b>OF</b> Sam Taylor, UTC <b>DP</b> Jordan Fortel, UTC <b>UT</b> Lindsey Bert, FUR <b>UT</b> Amanda Beltran, UTC</p> <p><b>2017</b> <i>First Team</i> <b>P</b> Lindsey Bert, FUR <b>P</b> Megan Bilgri, MER <b>C</b> Abby Sweeney, SAM <b>1B</b> Marisa Sholtis, UNCG <b>2B</b> Casey Bigham, FUR <b>3B</b> Gabrielle Cabbage, UNCG <b>SS</b> Brittany Houston, FUR <b>OF</b> Danielle Knoetze, ETSU <b>OF</b> Meghan Rud, MER <b>OF</b> Shelby Maze, SAM <b>DP</b> Emma Sturdivant, UTC <b>UT</b> Madison Couch, SAM</p> <p><i>Second Team</i> <b>P</b> Stella Preston, MER <b>P</b> Alicia Bazonski, UNCG <b>C</b> Madison Armstrong, WCU <b>1B</b> Taylor Carter, ETSU <b>2B</b> Jasmine Palmer, UNCG <b>3B</b> Jquirisa Mauga, MER <b>SS</b> Rachael McClaskey, UNCG <b>OF</b> Tiffany Laughren, ETSU <b>OF</b> Taylor Miller, Mercer <b>OF</b> Hunter Gibbons, WCU <b>DP</b> Elise Smith, FUR <b>UT</b> Katy Richardson, UTC</p>
--	---	---	---



# ALL-CONFERENCE TEAMS

## 2018

### First team

**P** Lindsey Bert, FUR  
**P** Alicia Bazonski, UNCG  
**C** Megan Lane, MER  
**1B** Marisa Sholtes, UNCG  
**\*2B** Casey Bigham, FUR  
**\*2B** Jasmine Palmer, UNCG  
**3B** Gabrielle Cubbage, UNCG  
**SS** Brook Womack, UTC  
**OF** Meghan Rud, MER  
**OF** Shelby Maze, SAM  
**OF** Aly Walker, UTC  
**DP** Micayla Rood, MER  
**UT** Emily DeMonte, FUR  
 \*tie

### Second team

**P** Stella Preston, MER  
**P** Stephanie Bryden, UNCG  
**C** Madison Armstrong, WCU  
**1B** AnnaRose Borrelli, FUR  
**2B** Ashley Conner, UTC  
**3B** Hannah Reynolds, FUR  
**SS** Ashlyn Barnes, SAM  
**OF** Vanessa Elliott, ETSU  
**OF** Makenna Matthijs, UNCG  
**OF** Hunter Gibbons, WCU  
**DP** Taylor Wright, ETSU  
**UT** J.J. Hamill, UTC

## 2019

### First team

**P** Stephanie Bryden, UNCG  
**P** Celie Hudson, UTC  
**C** Delaney Cumbie, UNCG  
**1B** Emma Sturdivant, UTC  
**2B** Danielle Castleberry, MER  
**3B** Nikki Grupp, ETSU  
**SS** Emily Coltharp, UTC  
**OF** Cammy Pereira, FUR  
**OF** Shaila Warren, MER  
**OF** Hunter Gibbons, WCU  
**DP** Marissa Guimbarda, FUR  
**UT** Julia Fritz, ETSU

### Second team

**P** Emily DeMonte, FUR  
**P** Bailey Pattison, MER  
**P\*** Mariah Ramirez, UTC  
**C** Amanda Beltran, UTC  
**1B** Marisa Sholtes, UNCG  
**2B** Whitney Hinton, SAM  
**3B** Gabi Howard, UNCG  
**SS** Ashlyn Long, WCU  
**OF** Kelly Warren, ETSU  
**OF** Micayla Rood, MER  
**OF** Hayleigh Weissenbach, UTC  
**DP** Aly Walker, UTC  
**UT** Morgan Kazerooni, UTC  
 \*tie

## 2020

\*no awards were issued as the season was cut short to the CoVID-19 pandemic.

## Repeat first-team selections

### 4 times

Julie Glasser, FUR (1994-97)  
 Carrie Hinkle, MAR (1994-97)  
 Penny Thompson, UNCG (2000-03)  
 Michelle Fuzzard, UTC (2008-09, 11-12)  
 Lindsay Thomas, UNCG (2013-16)

### 3 times

Stefanie Cook, MAR (1995-97)  
 Keri Meigs, UTC (1996, 98-99)  
 Allison DeVries, UTC (1997-99)  
 Kay Brittain, FUR (1999-01)  
 Amanda Cone, CofC (2002-04)  
 Shannon Howard, CofC (2006-08)  
 Nina Iduate, GSU (2008-10)  
 Tiffany Baker, UTC (2009-11)  
 Lyndsey Stiles, UTC (2009-11)  
 Marie Fogle, GSU (2009, 11-12)  
 Allie Cashion, APP (2011-13)  
 Sarah Purvis, GSU (2012-14)  
 Megan Dowdy, Samford (2014-16)  
 Nicole Thomas, UNCG (2014-16)  
 Lindsey Bert, FUR (2015, 17-18)

### 2 times

Amy Jakubowski, FUR (1994-95)  
 Jeanne Noble, MAR (1994-95)  
 Sheri Russo, GSU (1995-96)  
 Denise Posey, UTC (1996-97)  
 Ashley Fleming, GSU (1997, 99)  
 Jennifer Harris, GSU (1998, 00)  
 Megan Luring, UTC (1998-99)  
 Tayla Trudell, UTC (1999, 01)  
 Leah Tucker, UTC (1999, 01)  
 Angela Brewer, UTC (2000-01)  
 Leigh Irwin, UNCG (2000-01)

Beth Alexander, UTC (2001-02)  
 Brooke Flowers, CofC (2002-03)  
 LaKerah Barr, FUR (2003-04)  
 Jessica Matthews, FUR (2002, 04)  
 Jennifer Hubbard, UNCG (2003-04)  
 Rachael Stern, CofC (2003, 05)  
 Janine Sprague, ETSU (2003, 05)  
 Lacey Swarthout, UTC (2004-05)  
 Lindsay Glover, APP (2005-06)  
 Shanita Black, GSU (2005-06)  
 Paige Goss, Elon (2006-07)  
 Melissa Laliberte, GSU (2006, 08)  
 Brooke Loudermilk, UTC (2007-08)  
 Tracey Dahlen, Elon (2007-08)  
 Mary Greenway, UNCG (2007-08)  
 Mollie Fowler, WCU (2007, 09)  
 Tia Blosser, UTC (2007, 10)  
 Kristie Shifflett, CofC (2009-10)  
 Megen Smith, GSU (2009-10)  
 Brianna Streetmon, GSU (2009-10)  
 Alex Emeterio, UNCG (2010-11)  
 Vivian Morimoto, UTC (2011-12)  
 Jessie Homesley, FUR (2011-12)  
 Kourtney Thomas, GSU (2013-14)  
 Katelyn Bedwell, UNCG (2013-14)  
 Carleigh Nester, Elon (2013-14)  
 Seara Bishop, FUR (2015-16)  
 Taylor Miller, MER (2015-16)  
 Callie Brister, SAM (2014, 16)  
 Mollie Hanson, SAM (2014, 16)  
 Marisa Shotles, UNCG (2017-18)  
 Casey Bigham, FUR (2017-18)  
 Gabrielle Cubbage, UNCG (2017-18)  
 Meghan Rud, MER (2017-18)  
 Shelby Maze, SAM (2017-18)

# ALL-FRESHMAN TEAMS

## 2009

Megan Rembielak, APP  
Katie Forbes, CofC  
Stephanie Field, FUR  
Hanna Ennis, GSU  
Marie Fogle, GSU  
Alex Emeterio, UNCG  
Robyn Harmon, SAM  
Amy Gonzalez, SAM  
Jenni Martin, UTC  
Chelsea Schaffer, WCU

## 2010

Allie Cashion, APP  
Frannie Seader, APP  
Tomeka Watson, Elon  
Kayla Suskauer, FUR  
Eileen Horsmon, UNCG  
Alex Adams, SAM  
Kasey Tydingco, UTC  
Robyn Burnette, WCU  
Jordan Fulton, WCU  
Haley Pace, WCU

## 2011

Carly Corthell, CofC  
Kelsey Hodgson, CofC  
Lizzy Vaughn, CofC  
Carleigh Nester, Elon  
Lauren Collier, FUR  
Allie Miles, GSU  
Katelyn Bedwell, UNCG  
Aisha Figueroa, UNCG  
Nicole Bobrowski, SAM  
Natalie Powers, UTC

## 2012

Caroline Rogers, APP  
Sarah Warnock, APP  
Hope Klicker, CofC  
Allison Pedigo, CofC  
Mackenzie Maples, CofC  
Brooke Red, GSU  
Madison Dickey, SAM  
Taylor Deason, UTC  
Sarah Beth Roberts, UTC  
Cheyenne Willis, UTC

## 2013

Alex Sohl, APP  
Shivaun Landeros, APP  
Chandler Frisbie, CofC  
Becca Mueller, CofC  
Sieara Bishop, FUR  
Lindsay Thomas, UNCG  
Allison Geiner, UNCG  
Megan Dowdy, SAM  
Sam Taylor, UTC  
Anyssa Robles, UTC

## 2014

Cara Parker, APP  
Alaina Hall, Elon  
Andrea Abatiello, FUR  
Elise Smith, FUR  
Emily Snider, GSU  
Morgan Robinson, GSU  
Taylor Rogers, GSU  
Grey Adams, SAM  
Courtney Price, WCU  
Kara Salvo, WCU

## 2015

Cassi Pickett, ETSU  
Kelsey Smith, ETSU  
Lindsey Bert, FUR  
Meghan Rud, MER  
Shelby Maze, SAM  
Karsin Spinks, SAM  
Cori Jennings, UTC  
J.J. Hamill, UTC  
Kailey Palazzolo, UTC  
Emily Helton, WCU

## 2016

Tiffany Laughren, ETSU  
Emily Demonte, FUR  
Lindsay Boynton, MER  
Shaila Warren, MER  
Stephanie Bryden, UNCG  
Kelsey Royalty, SAM  
Hannah Trombley, SAM  
Amanda Beltran, UTC  
Ashley Conner, UTC  
Jordan Fortel, UTC  
Madison Armstrong, WCU

## 2017

Nikki Grupp, ETSU  
Kylie Toler, ETSU  
Casey Bigham, FUR  
Stella Preston, MER  
Whitney Hinton, SAM  
Amy Lewis, UTC  
Aly Walker, UTC  
Hayleigh Weissenbach, UTC  
Erica Hayes, WCU  
Ashlyn Long, WCU

## 2018

Julia Fritz, ETSU  
Lauren Lee, ETSU  
Kelly Warren, ETSU  
Allie Jones, Mercer  
Micayla Rood, Mercer  
Laurenne Sanchez, Mercer  
Makenna Matthijs, UNCG  
Hannah Stiltner, UNCG  
Ashlyn Barnes, Samford  
Allison Swinford, Chattanooga

## 2019

Mackense Greico, FUR  
Tori Ash, MER  
Bailey Pattison, MER  
Delaney Cumbie, UNCG  
Kamryn Graves, UNCG  
Gabi Howard, UNCG  
Merritt Cahoon, SAM  
Emily Coltharp, UTC  
Mariah Ramirez, UTC  
Bailey Huneycutt, WCU

## 2020

\*no awards were issued as the season was cut short to the CoVID-19 pandemic.

## Totals by school

Chattanooga .....	20
Samford.....	14
UNCG .....	12
Furman .....	10
Western Carolina .....	10
College of Charleston .....	9
Mercer.....	9
Appalachian State .....	8
ETSU .....	8
Georgia Southern .....	7
Elon.....	3
Western Carolina .....	1

# FIRST-TEAM ALL-CONFERENCE BY SCHOOL

## Current members

### ETSU

#### 4 players; 5 selections

Janine Sprague, 2003, 2005  
Danielle Knoetze, 2017  
Nikki Grupp, 2019  
Julia Fritz, 2019

### FURMAN

#### 27 players; 41 selections

Julie Glasser, 1994, 1995, 1996, 1997  
Amy Jakubowski, 1994, 1995  
Kim Currier, 1994  
Cathy Frohnheiser, 1994  
Jamie Rausch, 1996  
Cari Williams, 1997  
Kay Brittain, 1999, 2000, 2001  
Judy Baker, 1999  
Chrissy Hacker, 2000  
Jessica Matthews, 2002, 2004  
Meagen Johnson, 2003  
LaKerah Barr, 2003, 2004  
Jess Mathis, 2006  
Abby Robertson, 2009  
Stephanie Field, 2010  
Lana Mackey, 2010  
Morgan Hughey, 2011  
Jessie Homesley, 2011, 2012  
Lauren Collier, 2013  
Lindsey Bert, 2015, 2017, 2018  
Seara Bishop, 2015, 2016  
AnnaRose Borrelli, 2016  
Candace Johnson, 2016  
Casey Bigham, 2017, 2018  
Brittany Houston, 2017  
Emily DeMonte, 2018, 2019  
Cammy Pereira, 2019

### MERCER

#### 9 player; 11 selections

Kirsten Stevens, 2015  
Taylor Miller, 2015, 2016  
Taylor Rodgers, 2016  
Megan Bilgri, 2017  
Meghan Rud, 2017, 2018  
Megan Lane, 2018  
Micayla Rood, 2018  
Danielle Castleberry, 2019  
Shaila Warren, 2019

### UNCG

#### 23 players; 38 selections

Jill Quilla, 1998  
Lara Long, 1998  
Danielle Sekula, 1998  
Penny Thompson, 2000, 2001, 2002, 2003  
Leigh Irwin, 2000, 2001  
Kristy Norton, 2000  
Joy Stogner, 2000  
Amber Watson, 2003  
Jennifer Hubbard, 2003, 2004  
Joni Gomez, 2004  
Jennifer Bonilla, 2005  
Mary Greenway, 2007, 2008  
Alex Emeterio, 2010, 2011  
Katelyn Bedwell, 2013, 2014  
Tory Wright, 2015  
Lindsay Thomas, 2013, 2014, 2015, 2016  
Nicole Thomas, 2014, 2015, 2016  
Gabrielle Cubbage, 2017, 2018  
Marisa Sholtes, 2017, 2018  
Alicia Bazonski, 2018  
Jasmine Palmer, 2018  
Stephanie Bryden, 2019  
Delaney Cumbie, 2019

### SAMFORD

#### 7 players, 12 selections

Caroline Wilder, 2015  
Callie Brister, 2014, 2016  
Megan Dowdy, 2014, 2015, 2016  
Mollie Hanson, 2014, 2016  
Madison Couch, 2017  
Shelby Maze, 2017, 2018  
Abby Sweeney, 2017

### CHATTANOOGA

#### 49 players; 70 selections

April Miller, 1994  
Margaret Roddy, 1995  
Jennifer Swanson, 1995  
Erika Norris, 1995  
Keri Meigs, 1996, 1998, 1999  
Denise Posey, 1996, 1997  
Jessica Brown, 1996  
Allison DeVries, 1997, 1998, 1999  
J.D. Staton, 1997  
Megan Luring, 1998, 1999  
Amy Robertson, 1998  
Kami Tucker, 1998  
Tayla Trudell, 1999, 2001  
Leah Tucker, 1999, 2001  
Liz Card, 1999  
Angela Brewer, 2000, 2001  
Beth Alexander, 2001, 2002  
Dana Reed, 2001  
Jaci Welsh, 2001  
Awbrey Winckler, 2002  
Jade Pescatore, 2002  
Jill Crawford, 2002  
Paige Cochrane, 2002  
Jennifer Reed, 2003  
Melissa Ramirez, 2004  
Lacey Swarouth, 2004, 2005  
Brittany Whitter, 2005  
Ashleigh Bull, 2005  
Tia Blosser, 2007  
Jeannie Cochran, 2007  
Brooke Loudermilk, 2007, 2008  
Michelle Fuzzard, 2008, 2009, 2011, 2012  
Tara Tembey, 2008  
Laci Upchurch, 2008  
Tiffany Baker, 2009, 2010, 2011  
Lyndsey Stiles, 2009, 2010, 2011  
Tia Blosser, 2010  
Kandice Irwin, 2011  
Vivian Morimoto, 2011, 2012  
Kasey Tydingco, 2012  
Sara Poteat, 2012  
Criket Blanco, 2015  
Nicole Osterman, 2015  
Sarah Beth Roberts, 2015  
Emma Sturdivant, 2017, 2019  
Brook Womack, 2018  
Aly Walker, 2018  
Celie Hudson, 2019  
Emily Coltharp, 2019

### WESTERN CAROLINA

#### 12 players; 13 selections

Mendy McKenzie, 2006  
Heather Pritchard, 2006  
Allyson McCubbins, 2006  
Ashley Adams, 2006  
Jenny Jackson, 2006  
Stephanie Beatty, 2007  
Mollie Fowler, 2007, 2009  
Jamie Swank, 2008  
Erin Foster, 2012  
Crystal Cyr, 2016  
Taylor Sigmon, 2016  
Hunter Gibbons, 2019

### Former members

### APPALACHIAN STATE

#### 10 players; 13 selections

Lindsay Glover, 2005, 2006  
Kristyn Hurt, 2007  
Katie Boyd, 2008  
Kayla Richardson, 2009  
Allie Cashion, 2011, 2012, 2013  
Meghan Smith, 2011  
Megan Rembielak, 2012  
Sarah Warnock, 2012  
Cynthia Gomez, 2014  
Dani Heichen, 2014

### COLLEGE OF CHARLESTON

#### 22 players; 29 selections

Brooke Fuller, 1999  
Jacklyn Mariner, 2000  
Brooke Flowers, 2002, 2003  
Amanda Cone, 2002, 2003, 2004  
Rachael Stern, 2003, 2005

Jessica Schwartzkopf, 2003  
Bridget Loudermilk, 2004  
Jayme Durand, 2005  
Jessica Lyness, 2005  
Leshe' Russell, 2005  
Shannon Howard, 2006, 2007, 2008  
Izmena Cabrera, 2007  
Jennifer Golden, 2007  
Terri Mesko, 2007  
Kristie Shifflett, 2009, 2010  
Katie Forbes, 2009  
Alexa Datko, 2011  
Stephanie Saylor, 2012  
Hope Klicker, 2013  
Chandler Frisbie, 2013  
Ashton Jarrett, 2013  
Kelsey Hodgson, 2013

### ELON

#### 11 players; 14 selections

Jamie Dupont, 2004  
Jenny Gustin, 2004  
Jessica Swearingin, 2004  
Dani Concepcion, 2005  
Debbie Zeigler, 2005  
Paige Goss, 2006, 2007  
Tracey Dahlen, 2007, 2008  
Emerald Graham, 2010  
Kaitlyn Piazzolla, 2010  
Tomeka Watson, 2013  
Carleigh Nester, 2013, 2014

### GEORGIA SOUTHERN

#### 28 players; 42 selections

Karen Petit, 1994  
Melissa Williams, 1994  
Sheri Russo, 1995, 1996  
Debbie Hensley, 1995  
Vanessa Fawcett, 1996  
Tonya Whitted, 1996  
Ashley Fleming, 1997, 1999  
McCaine Lowder, 1997  
Jennifer Harris, 1998, 2000  
Danelle Toole, 1998  
Jennifer Miller, 1999  
Jaclyn Kaylor, 1999  
Aimee Littlejohn, 2000  
Julie Peel, 2001  
Crystal Crews, 2002  
Cary Moone, 2004  
Shanita Black, 2005, 2006  
Melissa Laliberte, 2006, 2008  
Heather Smith, 2006  
Nina Iduate, 2008, 2009, 2010  
Robyne Siliga, 2008  
Lindsey Hopkins, 2008  
Brianna Streetmon, 2009, 2010  
Marie Fogle, 2009, 2011, 2012  
Megen Smith, 2009, 2010  
Sarah Purvis, 2012, 2013, 2014  
Kourtney Thomas, 2013, 2014  
Taylor Rogers, 2014

### MARSHALL

#### 5 players; 11 selections

Carrie Hinkle, 1994, 1995, 1996, 1997  
Jeanne Noble, 1994, 1995  
Brandi Northrup, 1994  
Stefanie Cook, 1995, 1996, 1997  
Cristy Waring, 1997

### UNC WILMINGTON

#### 2 players; 2 selections

Tiffany Lindemann, 2001  
Lauren Mattox, 2002



# POSTSEASON RESULTS

## SoCon Championship records by school

School	Appearances	Won	Lost	Pct.	For	Opp	Titles	Runner-up
Chattanooga	25	65	26	.714	401	203	14	2
Samford <sup>^</sup>	9	17	16	.515	111	99	1	1
Mercer	5	10	10	.500	85	78	0	1
Furman	25	40	46	.465	256	268	2	7
ETSU	10	16	18	.471	102	126	1	2
UNCG*	21	34	41	.453	198	254	1	4
Western Carolina	12	9	25	.265	88	130	0	0

<sup>^</sup> later vacated two wins from 2011-12 (one each year)

\* later vacated six wins from 2009-11 (two each year)

### Former members

Georgia Southern	20	50	37	.578	241	239	4	6
College of Charleston	13	29	26	.527	177	185	1	3
Marshall	4	6	6	.500	30	28	1	0
Elon	10	13	17	.464	81	118	1	0
Appalachian State	12	13	26	.351	78	110	0	0
UNC Wilmington	4	1	8	.111	15	35	0	0

## SoCon Championship results

<b>1994</b> Furman 2, Marshall 1 Georgia Southern 3, Chattanooga 0 Marshall 5, Chattanooga 2 Furman 1, Georgia Southern 0 Georgia Southern 2, Marshall 0 Furman 7, Georgia Southern 0	<b>2000</b> UNC Wilmington 3, Georgia Southern 0 UNCG 3, College of Charleston 0 Chattanooga 4, UNC Wilmington 0 Furman 3, UNCG 0 Georgia Southern 5, College of Charleston 3 UNCG 7, UNC Wilmington 3 Furman 2, Chattanooga 1 Georgia Southern 2, UNCG 0 Chattanooga 1, Georgia Southern 0 Chattanooga 2, Furman 0 Chattanooga 2, Furman 0	<b>2003</b> ETSU 4, Georgia Southern 2 College of Charleston 15, Appalachian State 1 UNCG 5, UNC Wilmington 0 Chattanooga 5, Furman 0 Georgia Southern 2, Appalachian State 1 Furman 5, UNC Wilmington 4 (11) ETSU 5, College of Charleston 3 (10) Chattanooga 3, UNCG 1 (9) College of Charleston 3, Furman 0 Chattanooga 8, ETSU 0 Georgia Southern 2, UNCG 0 College of Charleston 3, Georgia Southern 0 ETSU 2, College of Charleston 0 ETSU 1, Chattanooga 0 Chattanooga 10, ETSU 1
<b>1995</b> Georgia Southern 1, Furman 0 (9) Marshall 4, Chattanooga 0 Furman 7, Chattanooga 0 Marshall 5, Georgia Southern 3 Furman 9, Georgia Southern 1 Marshall 7, Furman 1	<b>2001</b> UNCG 1, ETSU 0 (8) Chattanooga 1, Appalachian State 0 Furman 2, UNC Wilmington 1 Georgia Southern 6, College of Charleston 4 Appalachian State 5, ETSU 0 College of Charleston 5, UNC Wilmington 3 Chattanooga 2, UNCG 0 Furman 3, Georgia Southern 1 College of Charleston 5, UNCG 2 Georgia Southern 3, Appalachian State 2 Chattanooga 2, Furman 0 Georgia Southern 3, College of Charleston 2 (10) Furman 10, Georgia Southern 1 (5) Chattanooga 4, Furman 1	<b>2004</b> ETSU 5, Georgia Southern 4 (8) Elon 9, UNCG 3 College of Charleston 9, Furman 1 (5) Chattanooga 4, Appalachian State 3 Appalachian State 13, UNCG 3 (6) Georgia Southern 2, Furman 0 Chattanooga 11, Elon 1 (5) College of Charleston 7, ETSU 0 Elon 6, Georgia Southern 4 Appalachian State 4, ETSU 0 Chattanooga 3, College of Charleston 0 Appalachian State 3, Elon 2 College of Charleston 1, Appalachian State 0 Chattanooga 5, College of Charleston 4
<b>1996</b> Marshall 3, Georgia Southern 0 Chattanooga 3, Furman 2 Georgia Southern 5, Furman 0 Chattanooga 3, Marshall 2 Georgia Southern 3, Marshall 1 Chattanooga 4, Georgia Southern 2 (11)	<b>2002</b> ETSU 12, College of Charleston 6 Georgia Southern 2, UNC Wilmington 1 Furman 4, UNCG 1 Chattanooga 5, Appalachian State 1 College of Charleston 1, Appalachian State 0 UNCG 5, UNC Wilmington 0 Chattanooga 7, ETSU 1 Georgia Southern 3, Furman 2 ETSU 4, UNCG 3 Furman 3, College of Charleston 1 Chattanooga 1, Georgia Southern 0 Furman 7, ETSU 6 Furman 7, Georgia Southern 2 Chattanooga 9, Furman 0	<b>2005</b> Elon 4, ETSU 2 College of Charleston 4, Furman 0 Chattanooga 8, UNCG 0 Appalachian State 6, Georgia Southern 1 Furman 4, ETSU 3 Georgia Southern 7, UNCG 0 College of Charleston 3, Elon 1 Chattanooga 4, Appalachian State 1 Elon 7, Georgia Southern 6 Furman 2, Appalachian State 0 College of Charleston 4, Chattanooga 2 Furman 4, Elon 0 Chattanooga 9, Furman 0 College of Charleston 8, Chattanooga 7
<b>1997</b> Chattanooga 9, Furman 1 Marshall 2, Georgia Southern 1 (10) Furman 11, Georgia Southern 2 Chattanooga 8, Marshall 0 Furman 3, Marshall 0 Chattanooga 5, Furman 0		
<b>1998</b> Chattanooga 6, Furman 2 UNCG 5, Georgia Southern 4 (9) Georgia Southern 2, Furman 0 Chattanooga 7, UNCG 1 Georgia Southern 6, UNCG 3 Chattanooga 8, Georgia Southern 0		
<b>1999</b> College of Charleston 6, UNCG 2 Georgia Southern 4, Furman 3 Chattanooga 8, College of Charleston 0 Furman 4, UNCG 3 Georgia Southern 3, Chattanooga 2 College of Charleston 3, Furman 0 Chattanooga 6, College of Charleston 0 Georgia Southern 7, Chattanooga 5		

# POSTSEASON RESULTS

## SoCon Championship results

**2006** Chattanooga 5, Appalachian State 1  
UNCG 5, Western Carolina 3  
Furman 4, College of Charleston 1  
Elon 4, Georgia Southern 2  
Appalachian State 1, Western Carolina 0  
Georgia Southern 11, College of Charleston 2  
Chattanooga 2, UNCG 0  
Furman 7, Elon 6  
Appalachian State 2, Elon 1  
Georgia Southern 2, UNCG 0  
Furman 3, Chattanooga 2  
Georgia Southern 4, Appalachian State 1  
Georgia Southern 4, Chattanooga 1  
Georgia Southern 3, Furman 2  
Georgia Southern 4, Furman 0

**2007** Furman 12, College of Charleston 5  
Elon 2, Appalachian State 1  
Western Carolina 2, Georgia Southern 0  
UNCG 2, Chattanooga 1  
College of Charleston 4, Appalachian State 2 (11)  
Georgia Southern 9, Chattanooga 4  
Furman 7, Elon 1  
Western Carolina 1, UNCG 0  
Georgia Southern 4, Elon 1  
UNCG 10, College of Charleston 0  
Furman 4, Western Carolina 2  
Georgia Southern 3, UNCG 2  
Georgia Southern 3, Western Carolina 2  
Georgia Southern 4, Furman 1  
Furman 3, Georgia Southern 2 (9)

**2008** UNCG 1, Elon 0  
Chattanooga 3, Western Carolina 1  
Georgia Southern 4, Appalachian State 2  
College of Charleston 6, Furman 5  
Elon 5, Western Carolina 3  
Appalachian State 2, Furman 1  
UNCG 3, Chattanooga 1  
Georgia Southern 6, College of Charleston 5  
Chattanooga 9, Appalachian State 2  
College of Charleston 8, Elon 0  
Georgia Southern 4, UNCG 2  
Chattanooga 5, College of Charleston 2  
Chattanooga 3, UNCG 0  
Chattanooga 3, Georgia Southern 2  
Chattanooga 10, Georgia Southern 1 (5)

**2009\*** Western Carolina 4, Elon 1  
Appalachian State 2, UNCG 0  
Samford 6, College of Charleston 1  
Furman 9, Georgia Southern 3  
Chattanooga 2, Western Carolina 1  
UNCG 5, College of Charleston 3  
Georgia Southern 6, Western Carolina 1  
Chattanooga 2, Furman 0  
Samford 3, Appalachian State 1  
UNCG 4, Furman 3  
Georgia Southern 1, Appalachian State 0  
Georgia Southern 9, UNCG 2  
Chattanooga 3, Samford 2  
Georgia Southern 4, Samford 3  
Chattanooga 7, Georgia Southern 2

\* UNCG's wins later vacated

**2010\*** Elon 3, Georgia Southern 2  
UNCG 4, Chattanooga 1  
Georgia Southern 3, Chattanooga 0  
Elon 6, UNCG 4  
UNCG 2, Georgia Southern 1  
Elon 6, UNCG 3

\* UNCG's wins later vacated

**2011\*** Furman 5, Western Carolina 4  
Elon 7, College of Charleston 5  
Chattanooga 4, Furman 0  
Samford 6, Appalachian State 3  
UNCG 2, Georgia Southern 0  
College of Charleston 4, Furman 2 (8)  
Appalachian State 4, Georgia Southern 2 (8)  
Chattanooga 7, Elon 1  
UNCG 4, Samford 1  
Appalachian State 6, Elon 5  
College of Charleston 8, Samford 5  
Chattanooga 13, UNCG 0  
College of Charleston 6, Appalachian State 3  
College of Charleston 2, UNCG 0  
Chattanooga 11, College of Charleston 2 (6)

\* UNCG's and Samford's wins later vacated

**2012\*** Samford 3, Furman 2  
Chattanooga 8, Elon 1  
College of Charleston 6, Western Carolina 2  
Georgia Southern 3, Samford 0  
Appalachian State 6, UNCG 2  
Elon 7, Western Carolina 3  
UNCG 6, Samford 5  
Chattanooga 6, College of Charleston 1  
Georgia Southern 6, Appalachian State 0  
College of Charleston 6, UNCG 3  
Elon 4, Appalachian State 0  
Georgia Southern 5, Chattanooga 2  
College of Charleston 4, Elon 2  
College of Charleston 7, Chattanooga 6  
College of Charleston 4, Georgia Southern 3  
Georgia Southern 6, College of Charleston 2

\* Samford's win later vacated

**2013** Samford 8, Elon 0  
Western Carolina 3, College of Charleston 1  
Georgia Southern 6, Chattanooga 2  
Appalachian State 3, Samford 2 (10)  
UNCG 1, Furman 0  
College of Charleston 5, Chattanooga 3  
Samford 1, Furman 0  
Georgia Southern 6, Western Carolina 0  
UNCG 3, Appalachian State 0  
College of Charleston 2, Appalachian State 0 (10)  
Samford 8, Western Carolina 0  
College of Charleston 3, Georgia Southern 2  
UNCG 12, Samford 2  
Georgia Southern 3, College of Charleston 2 (11)  
Georgia Southern 1, UNCG 0 (11)

**2014** Chattanooga 3, Appalachian State 0  
Furman 4, Western Carolina 3  
Georgia Southern 4, Elon 0  
Samford 3, UNCG 0  
Western Carolina 3, Appalachian State 2  
UNCG 4, Elon 2  
Chattanooga 6, Furman 0  
Georgia Southern 3, Samford 0  
Samford 7, Western Carolina 3  
UNCG 4, Furman 3  
Chattanooga 1, Samford 0  
UNCG 2, Georgia Southern 1  
UNCG 11, Georgia Southern 2  
Chattanooga 4, UNCG 3

**2015** Western Carolina 6, Furman 1  
Samford 3, ETSU 1  
Mercer 9, UNCG 0  
UNCG 5, ETSU 2  
Chattanooga 5, Western Carolina 4  
Mercer 2, Samford 0  
Western Carolina 6, UNCG 1  
Furman 6, Samford 3  
Chattanooga 7, Mercer 6  
Furman 6, Western Carolina 2  
Mercer 2, Furman 0  
Chattanooga 3, Mercer 1

**2016** UNCG 3, ETSU 2  
Mercer 5, Furman 2 (9)  
Chattanooga 11, Western Carolina 3  
Furman 7, Western Carolina 4  
Samford 3, UNCG 0  
Mercer 7, Chattanooga 4  
Furman 3, UNCG 0  
Chattanooga 5, ETSU 3  
Samford 2, Mercer 0  
Furman 9, Chattanooga 6  
Furman 8, Mercer 1  
Samford 4, Furman 3 (8)

**2017** Mercer 5, Samford 3  
Chattanooga 5, Furman 4  
ETSU 7, Western Carolina 0  
Western Carolina 4, Furman 1  
Mercer 3, UNCG 0  
ETSU 1, Chattanooga 0  
UNCG 6, Western Carolina 5  
Samford 9, Chattanooga 8  
ETSU 4, Mercer 3 (9)  
Samford 3, UNCG 1  
Samford 4, Mercer 3  
ETSU 6, Samford 0

**2018** Chattanooga 3, Samford 1  
Mercer 8, Western Carolina 7  
ETSU 4, Furman 1  
Furman 1, Western Carolina 0  
UNCG 4, Chattanooga 1  
ETSU 5, Mercer 3 (9)  
Furman 9, Chattanooga 1  
Samford 10, Mercer 6  
UNCG 6, ETSU 3  
Furman 1, Samford 0  
ETSU 4, Furman 1 (8)  
UNCG 5, ETSU 2

**2019** ETSU 5, Mercer 1  
Western Carolina 6, Samford 4  
Chattanooga 9, Furman 5  
Samford 7, Furman 0  
UNCG 9, ETSU 1  
Chattanooga 2, Western Carolina 1  
ETSU 5, Samford 2 (8)  
Mercer 7, Western Carolina 4  
Chattanooga 3, UNCG 1  
Mercer 6, ETSU 1  
UNCG 9, Mercer 7  
UNCG 4, Chattanooga 3  
Chattanooga 10, UNCG 1 (5)

**2020** Not contested due to COVID-19 virus.

# POSTSEASON RESULTS

## NCAA tournament results

**2000 Regional; Seattle, Wash. (1 team, 1-2)**  
Mississippi State 6, Chattanooga 1  
Chattanooga 6, Army 4 (9)  
Utah 2, Chattanooga 1

**2001 Regional; Tuscaloosa, Ala. (1 team, 1-2)**  
Michigan 1, Chattanooga 0  
Chattanooga 5, Illinois-Chicago 2  
Oregon State 13, Chattanooga 0 (5)

**2002 Regional; Tallahassee, Fla. (1 team, 2-2)**  
Chattanooga 3, Florida Atlantic 0  
Chattanooga 6, Florida Atlantic 1  
Georgia Tech 3, Chattanooga 0  
Florida State 1, Chattanooga 0 (8)

**2003 Regional; Tuscaloosa, Ala. (1 team, 0-2)**  
Stanford 2, Chattanooga 0  
Massachusetts 3, Chattanooga 0

**2004 Regional; Athens, Ga. (1 team, 0-2)**  
Washington 4, Chattanooga 1  
Texas A&M 6, Chattanooga 0

**2005 Regional; Knoxville, Tenn. (1 team, 2-2)**  
Tennessee 4, College of Charleston 0  
College of Charleston 6, Virginia Tech 3  
College of Charleston 10, Virginia Tech 2 (6)  
Tennessee 2, College of Charleston 0

**2006 Regional; Athens, Ga. (1 team, 1-2)**  
Georgia 4, Georgia Southern 0  
Georgia Southern 2, Coastal Carolina 1  
Georgia 11, Georgia Southern 6

**2007 Regional; Knoxville, Tenn. (1 team, 0-2)**  
Tennessee 8, Furman 0 (6)  
Winthrop 11, Furman 1 (5)

**2008 Regional; Tuscaloosa, Ala. (1 team, 0-2)**  
Alabama 8, Chattanooga 0 (6)  
Florida State 5, Chattanooga 3 (8)

**2009 Regional; Tuscaloosa, Ala. (1 team, 0-2)**  
Texas 1, Chattanooga 0 (9)  
Mississippi Valley State 1, Chattanooga 0

**2010 Regional; Athens, Ga. (1 team, 0-2)**  
Georgia 10, Elon 4  
Radford 8, Elon 0 (5)

**2011 Regional; Tuscaloosa, Ala. (1 team, 2-2)**  
Memphis 4, Chattanooga 1  
Chattanooga 8, Jackson State 1  
Chattanooga 2, Memphis 1  
Alabama 11, Chattanooga 2 (6)

**2012 Regional; Athens, Ga. (1 team, 0-2)**  
North Carolina 2, Georgia Southern 1 (8)  
Coastal Carolina 2, Georgia Southern 1

**2013 Regional; Gainesville, Fla. (1 team, 1-2)**  
South Florida 1, Georgia Southern 0 (8)  
Georgia Southern 3, Hampton 0  
South Florida 2, Georgia Southern 1 (9)

**2014 Regional; Athens, Ga. (1 team, 0-2)**  
Georgia 9, Chattanooga 0 (5)  
UAB 9, Chattanooga 2

**2015 Regional; Auburn, Ala. (1 team, 0-2)**  
South Alabama 11, Chattanooga 1 (5)  
Tennessee Tech 8, Chattanooga 2

**2016 Regional; Tuscaloosa, Ala. (1 team, 0-2)**  
Alabama 3, Samford 0  
Texas State 2, Samford 0

**2017 Regional; Auburn, Ala. (1 team, 0-2)**  
Auburn 11, ETSU 0 (5)  
Notre Dame 7, ETSU 6 (8)

**2018 Regional; Columbia, S.C. (1 team, 0-2)**  
South Carolina 3, UNCG 0  
Hofstra 6, UNCG 0

**2018 Regional; Oxford, Miss (1 team, 0-2)**  
Ole Miss 12, Chattanooga 0  
Southeast Missouri State 2, Chattanooga 1

**Overall record: 10-40 (.200)**

## NCAA tourney records by school

School	App.	Won	Lost	Pct.	For	Opp.
Chattanooga	11	6	22	.214	32	114
Furman	1	0	2	.000	1	19
ETSU	1	0	2	.000	6	18
Samford	1	0	2	.000	0	5
UNCG	1	0	2	.000	0	9

### Former members

Georgia Southern	3	2	6	.333	6	23
College of Charleston	1	2	2	.500	16	11

# YEAR-BY-YEAR STANDINGS

	1994			Overall		
	Conference			Overall		
	W	L	Pct.	W	L	Pct.
Furman	4	0	1.000	33	23	.589
Georgia Southern	3	3	.500	27	25	.519
Chattanooga	2	4	.333	14	25	.359
Marshall	1	3	.250	17	21	.447

	1995			Overall		
	Conference			Overall		
	W	L	Pct.	W	L	Pct.
Furman	8	4	.667	32	26	.552
Chattanooga	8	4	.667	29	21	.580
Marshall	4	8	.333	28	29	.491
Georgia Southern	4	8	.333	17	29	.370

	1996			Overall		
	Conference			Overall		
	W	L	Pct.	W	L	Pct.
Georgia Southern	9	3	.750	31	23	.574
Chattanooga	6	6	.500	34	15	.694
Furman	6	6	.500	22	38	.367
Marshall	3	9	.250	38	24	.613

	1997			Overall		
	Conference			Overall		
	W	L	Pct.	W	L	Pct.
Chattanooga	5	3	.625	33	19	.635
Marshall	7	5	.583	36	25	.591
Georgia Southern	5	5	.500	20	32	.385
Furman	3	7	.300	24	32	.428

	1998			Overall		
	Conference			Overall		
	W	L	Pct.	W	L	Pct.
Chattanooga	10	2	.833	47	15	.758
UNCG	7	5	.583	32	25	.561
Georgia Southern	5	7	.417	20	36	.357
Furman	2	10	.167	17	44	.279

	1999			Overall		
	Conference			Overall		
	W	L	Pct.	W	L	Pct.
Chattanooga	16	0	1.000	48	18	.727
Georgia Southern	12	4	.750	38	27	.585
UNCG	7	9	.438	31	33	.484
College of Charleston	3	13	.188	26	36	.419
Furman	2	14	.125	15	40	.273

	2000			Overall		
	Conference			Overall		
	W	L	Pct.	W	L	Pct.
Chattanooga	15	5	.750	47	27	.635
Furman	12	8	.600	37	33	.529
UNCG	9	11	.450	37	29	.544
Georgia Southern	9	11	.450	30	38	.441
UNC Wilmington	8	12	.400	22	42	.344
College of Charleston	7	13	.350	27	31	.466

	2001			Overall		
	Conference			Overall		
	W	L	Pct.	W	L	Pct.
Chattanooga	18	2	.900	49	18	.731
Furman	11	7	.611	28	29	.491
Georgia Southern	12	8	.600	25	33	.431
UNCG	11	9	.550	31	27	.534
ETSU	9	11	.450	14	35	.286
College of Charleston	7	13	.350	24	33	.421
UNC Wilmington	5	14	.263	20	34	.370
Appalachian State	4	13	.235	13	36	.265

	2002			Overall		
	Conference			Overall		
	W	L	Pct.	W	L	Pct.
Chattanooga	17	2	.895	44	15	.748
Georgia Southern	15	6	.714	25	29	.463
Furman	11	10	.524	24	24	.500
College of Charleston	10	11	.476	22	30	.423
ETSU	9	12	.429	25	32	.439
UNCG*	8	12	.400	35	30	.538
UNC Wilmington	7	13	.350	22	32	.407
Appalachian State	4	15	.211	11	45	.196

\* record includes one tie

	2003			Overall		
	Conference			Overall		
	W	L	Pct.	W	L	Pct.
College of Charleston	16	4	.800	45	11	.804
UNCG	14	6	.700	38	18	.679
Chattanooga	12	8	.600	37	30	.552
Georgia Southern	10	10	.500	28	28	.500
ETSU	10	10	.500	28	26	.519
Furman	8	13	.381	21	32	.396
UNC Wilmington	6	13	.316	22	38	.367
Appalachian State	4	16	.200	16	35	.314

	2004			Overall		
	Conference			Overall		
	W	L	Pct.	W	L	Pct.
Chattanooga	16	4	.800	45	23	.662
College of Charleston	14	6	.700	43	23	.652
Georgia Southern	11	10	.524	30	29	.508
Elon*	11	10	.524	33	23	.588
UNCG	8	12	.400	30	30	.500
ETSU	8	13	.381	29	34	.460
Furman	7	13	.350	15	48	.238
Appalachian State	7	14	.333	22	39	.361

\* - record includes one tie.

	2005			Overall		
	Conference			Overall		
	W	L	Pct.	W	L	Pct.
College of Charleston	17	4	.810	53	18	.746
Chattanooga	15	4	.789	46	21	.687
Georgia Southern	14	7	.667	28	32	.467
ETSU	10	9	.526	25	33	.431
Elon*	9	12	.429	31	32	.492
Appalachian State	7	14	.333	24	36	.400
UNCG	7	14	.333	20	40	.333
Furman	3	18	.143	15	47	.242

\* - record includes one tie.

	2006			Overall		
	Conference			Overall		
	W	L	Pct.	W	L	Pct.
Western Carolina	16	4	.800	41	20	.672
College of Charleston	14	7	.667	29	30	.492
Georgia Southern	12	9	.571	35	35	.500
Chattanooga	11	10	.524	38	35	.521
Appalachian State	10	11	.476	29	30	.492
Elon	9	11	.450	24	29	.453
Furman	7	14	.333	29	37	.439
UNCG	4	17	.190	20	42	.323

	2007			Overall		
	Conference			Overall		
	W	L	Pct.	W	L	Pct.
Chattanooga	16	5	.762	35	31	.530
College of Charleston	14	7	.667	34	26	.567
Appalachian State	11	10	.524	20	38	.345
Georgia Southern	9	11	.450	29	32	.475
Elon	9	11	.450	28	32	.467
Western Carolina	9	11	.450	28	34	.452
Furman*	7	13	.350	21	36	.371
UNCG	7	14	.333	29	37	.439

\* - record includes one tie.

	2008			Overall		
	Conference			Overall		
	W	L	Pct.	W	L	Pct.
Chattanooga	13	5	.722	41	22	.651
Georgia Southern	13	8	.619	37	30	.552
College of Charleston	12	8	.600	33	33	.500
Elon	19	9	.571	26	27	.491
UNCG	7	11	.389	23	33	.411
Furman	8	13	.381	21	33	.389
Appalachian State	6	10	.375	11	37	.229
Western Carolina	7	14	.333	19	36	.345

	2009			Overall		
	Conference			Overall		
	W	L	Pct.	W	L	Pct.
Chattanooga	15	5	.750	30	24	.556
Appalachian State	14	9	.609	26	29	.473
College of Charleston	14	9	.609	23	26	.469
Georgia Southern	14	10	.583	29	25	.537
Furman	11	12	.478	22	29	.431
UNCG*	9	12	.429	26	33	.441
Samford	10	14	.417	21	30	.412
Western Carolina	7	14	.333	12	35	.255
Elon	6	15	.286	15	32	.319

\* later vacated all wins

	2010			Overall		
	Conference			Overall		
	W	L	Pct.	W	L	Pct.
Chattanooga	19	5	.792	39	17	.696
Elon	15	9	.625	38	21	.644
Georgia Southern	14	9	.609	30	26	.536
Furman	12	11	.522	24	23	.511
UNCG*	12	11	.522	27	30	.474
Appalachian State	11	12	.478	27	25	.519
College of Charleston	10	13	.435	24	27	.471
Samford	10	14	.417	19	31	.380
Western Carolina	2	21	.087	10	43	.189

\* later vacated all wins

	2011			Overall		
	Conference			Overall		
	W	L	Pct.	W	L	Pct.
Chattanooga	20	3	.870	44	14	.759
Appalachian State	15	7	.682	26	24	.520
Georgia Southern	16	8	.667	28	29	.491
College of Charleston	12	11	.522	37	21	.638
Elon	12	12	.500	30	24	.556
UNCG*	10	14	.417	26	32	.448
Samford*	9	15	.375	14	40	.259
Furman	9	15	.375	18	35	.340
Western Carolina	3	21	.125	18	35	.340

\* later vacated all wins

	2012			Overall		
	Conference			Overall		
	W	L	Pct.	W	L	Pct.
Georgia Southern	22	2	.917	42	18	.700
Chattanooga	20	2	.909	39	16	.709
College of Charleston	14	9	.609	36	14	.600
UNCG	10	13	.435	22	34	.393
Appalachian State	9	13	.409	22	25	.468
Elon	9	15	.375	25	26	.490
Western Carolina	9	15	.375	24	34	.414
Furman	6	18	.250	17	35	.327
Samford*	6	18	.250	14	42	.250

\* later vacated six wins (one SoCon win)

# YEAR-BY-YEAR STANDINGS

	2013					
	Conference			Overall		
	W	L	Pct	W	L	Pct
Appalachian State	17	7	.708	31	22	.585
College of Charleston	15	8	.652	37	20	.649
Georgia Southern	14	9	.609	33	30	.524
UNCG	12	11	.522	38	19	.667
Furman	10	11	.476	27	27	.500
Chattanooga	10	11	.476	26	28	.481
Western Carolina	9	15	.375	20	36	.357
Elon	8	14	.364	21	31	.404
Samford*	6	15	.286	17	35	.327

\* later vacated four wins (one SoCon win)

	2014					
	Conference			Overall		
	W	L	Pct	W	L	Pct
Georgia Southern	15	6	.714	35	21	.625
Chattanooga	13	7	.650	34	21	.618
Furman	12	8	.600	29	26	.527
Samford	11	9	.550	38	18	.679
UNCG	10	11	.476	31	26	.544
Western Carolina	8	13	.381	19	34	.358
Appalachian State	7	13	.350	19	32	.373
Elon	6	15	.286	24	29	.454

	2015					
	Conference			Overall		
	W	L	Pct	W	L	Pct
Chattanooga	12	5	.706	35	15	.700
Samford	11	7	.611	33	22	.600
Mercer	10	7	.588	37	22	.627
Furman	10	8	.556	31	25	.554
Western Carolina	8	9	.471	22	31	.415
UNCG	7	10	.412	25	22	.532
ETSU	3	15	.167	15	33	.312

	2016					
	Conference			Overall		
	W	L	Pct	W	L	Pct
Samford	15	3	.833	40	20	.667
Furman	10	8	.556	33	28	.541
Western Carolina	9	9	.500	33	24	.579
UNCG	9	9	.500	33	26	.559
ETSU	9	9	.500	20	22	.476
Chattanooga	7	11	.389	30	29	.508
Mercer	4	14	.222	23	35	.397

	2017					
	Conference			Overall		
	W	L	Pct	W	L	Pct
Furman	11	6	.647	31	23	.574
UNCG	11	6	.647	29	24	.547
ETSU	10	7	.588	29	26	.527
Samford	10	8	.556	25	36	.410
Mercer	9	9	.500	26	31	.456
Western Carolina	6	11	.353	18	30	.375
Chattanooga	4	14	.222	15	38	.283

	2018					
	Conference			Overall		
	W	L	Pct	W	L	Pct
UNCG	13	3	.813	46	13	.780
Mercer	11	5	.688	33	19	.635
Furman	10	6	.625	41	15	.732
Chattanooga	9	7	.563	26	30	.464
Samford	7	9	.438	19	38	.333
ETSU	4	11	.267	19	27	.413
Western Carolina	2	15	.118	15	37	.288

	2019					
	Conference			Overall		
	W	L	Pct	W	L	Pct
UNCG	12	5	.706	33	23	.589
Samford	11	6	.647	23	31	.426
Chattanooga	11	7	.611	37	17	.685
Mercer	10	7	.588	27	29	.482
ETSU	6	11	.353	22	27-2	.451
Western Carolina	5	12	.294	21	32	.396
Furman	5	12	.294	13	38	.255

	2020					
	Conference			Overall		
	W	L	Pct	W	L	Pct
UNCG	0	0	.000	15	7	.589
ETSU	0	0	.000	9	13	.426
Samford	0	0	.000	10	16	.685
Mercer	0	0	.000	10	17	.482
Chattanooga	0	0	.000	7	14	.451
Furman	0	0	.000	7	19	.396
Western Carolina	0	0	.000	3	13	.255

\*stats through March 12, 2020, before season was halted due to COVID-19 pandemic.



# ALL-TOURNAMENT TEAMS

## 1994

Kim Currier, Furman  
Carrie Collins, Georgia Southern  
Amy Jakubowski, Furman  
Brandi Northrup, Marshall  
Brooke O'Meara, Georgia Southern  
Jeanne Noble, Marshall  
Karen Petit, Georgia Southern  
Cathy Frohnheiser, Furman  
Ellen Greenslait, Marshall  
Stacy Soltis, Furman  
**MVP** - Kim Currier, Furman

## 1995

Cristy Waring, Marshall  
Jeanne Noble, Marshall  
Heather Michaelis, Marshall  
Lisa Wilson, Marshall  
Missy Frost, Marshall  
Debbie Hensley, Georgia Southern  
Sheri Russo, Georgia Southern  
Julie Glasser, Furman  
Amy Jakubowski, Furman  
Jamie Rausch, Furman  
**MVP**: Cristy Waring, Marshall

## 1996

Carrie Hinkle, Marshall  
Shannon Strozier, Marshall  
Cristy Waring, Marshall  
Keri Meigs, Chattanooga  
Denise Posey, Chattanooga  
Allison DeVries, Chattanooga  
April Miller, Chattanooga  
Beth Dance, Georgia Southern  
Sheri Russo, Georgia Southern  
Vanessa Fawcett, Georgia Southern  
**MVP**: April Miller, Chattanooga

## 1997

J.D. Staton, Chattanooga  
Allison DeVries, Chattanooga  
Amy Robertson, Chattanooga  
Keri Meigs, Chattanooga  
Julie Glasser, Furman  
Erin Keen, Furman  
Ashley Rayl, Furman  
Dawn Matoy, Marshall  
Cristy Waring, Marshall  
Danelle Toole, Georgia Southern  
**MVP**: J.D. Staton, Chattanooga

## 1998

Mandi Green, Chattanooga  
Megan Luring, Chattanooga  
Amy Robertson, Chattanooga  
Kami Tucker, Chattanooga  
Leah Tucker, Chattanooga  
Mandi Dunn, Georgia Southern  
Jennifer Harris, Georgia Southern  
Danelle Toole, Georgia Southern  
Danielle Sekula, UNCG  
Joy Stogner, UNCG  
**MVP**: Amy Robertson, Chattanooga

## 1999

Leah Tucker, Chattanooga  
Beth Alexander, Chattanooga  
Aimee Littlejohn, Georgia Southern

Liz Card, Chattanooga  
Ashley Flemming, Georgia Southern  
Kay Brittain, Furman  
Jennifer Miller, Georgia Southern  
Megan Luring, Chattanooga  
Ashley Whetsell, College of Charleston  
Kenzie Kohler, College of Charleston  
**MVP**: Aimee Littlejohn, Georgia Southern

## 2000

Amy Poole, UNCG  
Maggie Johnson, UNC Wilmington  
Jaclyn Kaylor, Georgia Southern  
Jennifer Miller, Georgia Southern  
Jessi Anucinski, Furman  
Chrissy Hacker, Furman  
Erin Keen, Furman  
Dana Reed, Chattanooga  
Jaci Welsh, Chattanooga  
**MVP**: Connie Ness, Chattanooga

## 2001

Jordan Arnold, Appalachian State  
Amanda Cone, College of Charleston  
Tabitha Robinson, Georgia Southern  
Joy Stogner, UNCG  
Kelly Jack, Furman  
Kay Brittain, Furman  
Talya Trudell, Chattanooga  
Beth Alexander, Chattanooga  
Leah Tucker, Chattanooga  
**MVP**: Angela Brewer, Chattanooga

## 2002

LaKerah Barr, Furman  
Stacie Cooper, Georgia Southern  
Paige Cochran, Chattanooga  
Melissa Ramirez, Chattanooga  
Kate Morrison, Furman  
Melanie Collins, ETSU  
Rachel Henley, Furman  
Mary Beth Hazelwood, ETSU  
Jill Crawford, Chattanooga  
Christi Aitken, Georgia Southern  
**MVP**: Awbrey Winckler, Chattanooga

## 2003

Kim Benningfield, UNCG  
Brooke Flowers, College of Charleston  
Teri Herbert, Chattanooga  
Meagen Johnson, Furman  
Tiffany McVay, ETSU  
Jacquie Rothey, College of Charleston  
Danielle Spetar, ETSU  
Sam Steiner, Georgia Southern  
Rachel Stern, College of Charleston  
Awbrey Winckler, Chattanooga  
**MVP**: Melissa Ramirez, Chattanooga

## 2004

Shanita Black, Georgia Southern  
Meredith Miley, Elon  
Amber Handy, Appalachian State  
Jordan Arnold, Appalachian State  
Bridget Loudermilk, College of Charleston  
Rachael Stern, College of Charleston  
Leshe Russell, College of Charleston

Jeannie Cochran, Chattanooga  
Lacey Swarthout, Chattanooga  
Melissa Ramirez, Chattanooga  
**MOP**: Melissa Ramirez, Chattanooga

## 2005

Rachael Stern, College of Charleston  
Bridget Loudermilk, College of Charleston  
Berni Martinez, College of Charleston  
Melissa Ramirez, Chattanooga  
Lacey Swarthout, Chattanooga  
Jeannie Cochran, Chattanooga  
Tara Temby, Chattanooga  
Dani Conception, Elon  
Rachael Henley, Furman  
Amber Nelson, Furman  
**MOP**: Rachael Stern, College of Charleston

## 2006

Yancy Moose, Appalachian State  
Ashley Frizzell, Chattanooga  
Alyssa Edwards, Chattanooga  
Megan Jaudon, Furman  
Stephanie Cushing, Furman  
Blake Murray, Furman  
Sam Steiner, Georgia Southern  
Shanita Black, Georgia Southern  
Gina Sterchi, Georgia Southern  
Logan Free, Georgia Southern  
**MOP**: Shanita Black, Georgia Southern

## 2007

Brythe Blankenship, Furman  
Stephanie Cushing, Furman  
Amber Kiser, Furman  
Blake Murray, Furman  
Maria Laurato, Georgia Southern  
Samantha Russo, Georgia Southern  
Jenny Side, Georgia Southern  
Robyne Siliga, Georgia Southern  
Vanessa Oakes, UNCG  
Mendy McKenzie, Western Carolina  
**MOP**: Amber Kiser, Furman

## 2008

Brooke Loudermilk, Chattanooga  
Tiffany Baker, Chattanooga  
Tara Tembey, Chattanooga  
Laci Upchurch, Chattanooga  
Nina Iduate, Georgia Southern  
Melissa Laliberte, Georgia Southern  
Robyne Siliga, Georgia Southern  
Tiffany Harmon, College of Charleston  
Terri Mesko, College of Charleston  
Hannah Angel, UNCG  
**MOP**: Brooke Loudermilk, Chattanooga

## 2009

Kayla Richardson, Appalachian State  
Abby Robertson, Furman  
Jenny Side, Georgia Southern  
Robyne Siliga, Georgia Southern  
Brianna Streetmon, Georgia Southern  
Jessica Owens, Samford  
Brooke Loudermilk, Chattanooga  
Lyndsey Stiles, Chattanooga  
Kandice Irwin, Chattanooga  
Michelle Fuzzard, Chattanooga

# ALL-TOURNAMENT TEAMS

**MOP:** Brianna Streetmon, Georgia Southern

## 2010

Megen Smith, Georgia Southern  
 Brianna Streetmon, Georgia Southern  
 Ashlee Crewe, Elon  
 Erin O'Shea, Elon  
 Kaitlyn Piazzolla, Elon  
 Tomeka Watson, Elon  
 Alex Emeterio, UNCG  
 Amber Harrell, UNCG  
 Eileen Horsmon, UNCG  
 Whitney Sirois, UNCG  
**MOP:** Amber Harrell, UNCG

## 2011

Allie Cashion, Appalachian State  
 Carly Corthell, College of Charleston  
 Katie Pesature, College of Charleston  
 Stephanie Saylors, College of Charleston  
 Cory Mattson, UNCG  
 Michelle Fuzzard, Chattanooga  
 Vivian Morimoto, Chattanooga  
 Sara Poteat, Chattanooga  
 Nikki Waters, Chattanooga  
**MOP:** Sara Poteat, Chattanooga

## 2012

Amanda Lonergan, College of Charleston  
 Hope Klicker, College of Charleston  
 Ashton Jarrett, College of Charleston  
 Michelle Fuzzard, Chattanooga  
 Vivian Morimoto, Chattanooga  
 Sarah Purvis, Georgia Southern  
 Tabby Douberley, Georgia Southern  
 Andrea Tarashuk, Georgia Southern  
 Allie Miles, Georgia Southern  
 Kaitlyn Johnson, Georgia Southern  
**MOP:** Sarah Purvis, Georgia Southern

## 2013

Shelby Scott, Samford  
 Ashton Jarrett, College of Charleston  
 Kayla Shaffer, Samford  
 Hope Klicker, College of Charleston  
 Shelby Morrill, Georgia Southern  
 Brooke Red, Georgia Southern  
 Kourtney Thomas, Georgia Southern  
 Lindsay Thomas, UNCG  
 Sarah Purvis, Georgia Southern  
 Raeanne Hanks, UNCG  
**MOP:** Raeanne Hanks, UNCG

## 2014

Sarah Purvis, Georgia Southern  
 Tory Wright, UNCG  
 Raeanne Hanks, UNCG  
 Lindsay Thomas, UNCG  
 Megan Dowdy, Samford  
 Mollie Hanson, Samford  
 Sam Taylor, Chattanooga  
 Katie Henderson, Chattanooga  
 Jesslyn Stockard, Chattanooga  
 Sarah Beth Roberts, Chattanooga  
**MOP:** Katie Henderson, Chattanooga

## 2015

Sieara Bishop, Furman  
 Kaylynn Sloat, Mercer  
 Kirsten Stevens, Mercer  
 Abbie Miranda, Samford  
 Caroline Wilder, Samford  
 Taylor Deason, Chattanooga  
 Nicole Osterman, Chattanooga  
 Anyssa Robles, Chattanooga  
 Jordan Garrett, Western Carolina  
 Courtney Price, Western Carolina  
**MOP:** Anyssa Robles, Chattanooga

## 2016

Danielle Knoetze, ETSU  
 Lindsey Bert, Furman  
 Sieara Bishop, Furman  
 Candace Johnson, Furman  
 Emma Ogburn, Furman  
 Megan Bilgri, Mercer  
 Callie Brister, Samford  
 Mollie Hanson, Samford  
 Abbie Miranda, Samford  
 Abby Sweeney, Samford  
 Amanda Beltran, Chattanooga  
**MOP:** Mollie Hanson, Samford

## 2017

Lindsey Fadnek, ETSU  
 Nikki Grupp, ETSU  
 Madison Ogle, ETSU  
 Grey Adams, Samford  
 Madison Couch, Samford  
 Shelby Maze, Samford  
 Kelsey Royalty, Samford  
 Quirisa Mauga, Mercer  
 Ashley Conner, Chattanooga  
 Madison Armstrong, Western Carolina  
**MOP:** Lindsey Fadnek, ETSU

## 2018

Lauren Lee, ETSU  
 Madison Ogle, ETSU  
 Kylie Toler, ETSU  
 Taylor Wright, ETSU  
 Lindsey Bert, Furman  
 Caroline Taylor, Mercer  
 Ryan Brzozoski, Samford  
 Alicia Bazonski, UNCG  
 Rachael McClaskey, UNCG  
 Marisa Sholtes, UNCG  
**MOP:** Alicia Bazonski, UNCG

## 2019

Taylor Wright, ETSU  
 Danielle Castleberry, Mercer  
 Micayla Rood, Mercer  
 Stephanie Bryden, UNCG  
 Delaney Cumbie, UNCG  
 Melanie Darges, UNCG  
 Marisa Sholtes, UNCG  
 Celie Hudson, Chattanooga  
 Aly Walker, Chattanooga  
 Erica Hayes, Western Carolina  
**MOP:** Stephanie Bryden, UNCG

## Tournament MOPs

1994 - Kim Currier, Furman  
 1995 - Cristy Waring, Marshall  
 1996 - April Miller, Chattanooga  
 1997 - J.D. Staton, Chattanooga  
 1998 - Amy Robertson, Chattanooga  
 1999 - Aimee Littlejohn, Georgia Southern  
 2000 - Connie Ness, Chattanooga  
 2001 - Angela Brewer, Chattanooga  
 2002 - Awbrey Winckler, Chattanooga  
 2003 - Melissa Ramirez, Chattanooga  
 2004 - Melissa Ramirez, Chattanooga  
 2005 - Rachael Stern, Coll. of Charleston  
 2006 - Shanita Black, Georgia Southern  
 2007 - Amber Kiser, Furman  
 2008 - Brooke Loudermilk, Chattanooga  
 2009 - Brianna Streetmon, Georgia Southern  
 2010 - Amber Harrell, UNCG  
 2011 - Sara Poteat, Chattanooga  
 2012 - Sarah Purvis, Georgia Southern  
 2013 - Raeanne Hanks, UNCG  
 2014 - Katie Henderson, Chattanooga  
 2015 - Anyssa Robles, Chattanooga  
 2016 - Mollie Hanson, Samford  
 2017 - Lindsey Fadnek, ETSU  
 2018 - Alicia Bazonski, UNCG  
 2019 - Stephanie Bryden, UNCG

## Totals by school

Chattanooga .....	61
Georgia Southern .....	48
Furman .....	36
UNCG .....	24
College of Charleston .....	22
Samford.....	16
Marshall.....	13
ETSU .....	13
Mercer.....	7
Appalachian State .....	6
Elon.....	6
Western Carolina .....	5
UNC Wilmington.....	1

# PLAYERS OF THE WEEK

<b>1994</b>		<b>2001</b>		<b>2006</b>	
Week 1	Julie Glasser, Furman	Feb. 21	Amber Watson, UNCG	Feb. 27	Lauren Ross, Western Carolina
Week 2	Brandi Northrup, Marshall	Feb. 28	Angela Brewer, Chattanooga	March 6	Gwen Johnson, UNCG
Week 3	Jeanne Noble, Marshall	March 7	Jacki Mariner, College of Charleston	March 13	Debbie Zeigler, Elon
Week 4	Cathy Fronheiser, Furman	March 12	Kelly Leachman, Furman	March 20	Gwen Johnson, UNCG
<b>1995</b>		March 19	Karen Myers, Furman	March 27	Jenny Jackson, Western Carolina
Week 1	Jessica Brown, Chattanooga	March 26	Dana Reed, Chattanooga	April 3	Savannah Filley, Western Carolina
Week 2	April Miller, Chattanooga	April 2	Tiffany Vandergriff, ETSU	April 10	Heath Smith, Georgia Southern
Week 3	Julie Glasser, Furman	April 9	Penny Thompson, UNCG	April 17	Shanita Black, Georgia Southern
Week 4	Julie Glasser, Furman	April 16	Angela Brewer, Chattanooga	April 24	Shanita Black, Georgia Southern
Week 5	Stacey Soltis, Furman	April 23	Tayla Trudell, Chattanooga	May 1	Lindsay Glover, Appalachian State
Week 6	April Miller, Chattanooga	April 30	Lindsay Wyont, College of Charleston	May 8	Toni Hutchinson, Chattanooga
Week 7	Amy Jakubowski, Furman	<b>2002</b>		<b>2007</b>	
Week 8	Jamie Rausch, Furman	Feb. 18	Penny Thompson, UNCG	March 5	Debbie Ziegler, Elon
<b>1996</b>		Feb. 25	Tiffany Vandergriff, ETSU	March 12	Tara Tembey, Chattanooga
Week 1	Jamie Rausch, Furman	March 4	Penny Thompson, UNCG	March 19	Tracey Dahlen, Elon
Week 2	McCaine Lowder, Georgia Southern	March 11	Amanda Cone, College of Charleston	March 26	Amber Kiser, Furman
Week 3	Jessica Brown, Chattanooga	March 18	Danielle Spetar, ETSU	April 2	Shannon Howard, College of Charleston
Week 4	Julie Glasser, Furman	March 25	Jada Pascatore, Chattanooga	April 9	Jennifer Golden, College of Charleston
Week 5	Julie Glasser, Furman	April 1	Penny Thompson, UNCG	April 16	Jennifer Golden, College of Charleston
Week 6	Allison DeVries, Chattanooga	April 8	Tiffany Lindemann, UNC Wilmington	April 23	Danielle Peters, Appalachian State
Week 7	Julie Glasser, Furman	April 15	Jada Pascatore, Chattanooga	April 30	Alyssa Edwards, Chattanooga
Week 8	Julie Glasser, Furman	April 23	Amanda Cone, College of Charleston	May 7	Jennifer Golden, College of Charleston
<b>1997</b>		April 29	Jill Crawford, Chattanooga	<b>2008</b>	
March 5	Beth Dance, Georgia Southern	<b>2003</b>		Feb. 18	Katie Boyd, Appalachian State
March 11	Denise Posey, Chattanooga	March 12	Penny Thompson, UNCG	Feb. 25	Katie Blevins, Chattanooga
March 18	Sheri Russo, Georgia Southern	March 17	Amanda Cone, College of Charleston	March 3	Kristie Shifflett, College of Charleston
March 25	Julie Glasser, Furman	March 24	Penny Thompson, UNCG	March 10	Robyne Siliga, Georgia Southern
April 1	Julie Glasser, Furman	March 31	Meagen Johnson, Furman	March 17	Meredith Mielke, Furman
April 8	Jessica Brown, Chattanooga	April 8	Joni Gomez, UNCG	March 24	Melanie Helterbran, Elon
April 15	Stefanie Cook, Marshall	April 14	Jennifer Reed, Chattanooga	March 31	Katie Nutaitis, College of Charleston
April 22	Julie Glasser, Furman	April 23	Jacquie Rothey, College of Charleston	April 7	Robyne Siliga, Georgia Southern
<b>1998</b>		April 28	Jennifer Reed, Chattanooga	April 14	Katie Boyd, Appalachian State
March 9	Lara Long, UNCG	April 28	Melissa Creeger, College of Charleston	April 21	Jaimie Rao, Elon
March 17	Mandi Green, Chattanooga	May 5	Joni Gomez, UNCG	April 28	Jenny Side, Georgia Southern
March 23	Keri Meigs, Chattanooga	<b>2004</b>		May 5	Tracey Dahlen, Elon
March 30	Mandi Green, Chattanooga	Feb. 24	Amanda Cone, College of Charleston	<b>2009</b>	
April 6	Megan Luring, Chattanooga	March 3	Amanda Cone, College of Charleston	Feb. 9	Jessica Owens, Samford
April 13	Sheri Russo, Georgia Southern	March 9	Jenny Gustin, Elon	Feb. 16	Katie Boyd, Appalachian State
April 20	Jessie Marsh, UNCG	March 16	Joni Gomez, UNCG	Feb. 23	Katie Boyd, Appalachian State
April 27	Danelle Toole, Georgia Southern	March 23	Amanda Cone, College of Charleston	March 4	Brittany Eason, Chattanooga
<b>1999</b>		March 29	Tiffany McVay, ETSU	March 10	Shannon Howard, College of Charleston
March 2	Jaclyn Kaylor, Georgia Southern	April 5	Kim Griffin, Georgia Southern	March 16	Kristie Shifflett, College of Charleston
March 8	Keri Meigs, Chattanooga	April 12	Bryn Favor, Chattanooga	March 23	Stephanie Cushing, Furman
March 15	Allison DeVries, Chattanooga	April 19	Joni Gomez, UNCG	March 30	Robyne Siliga, Georgia Southern
March 22	Stacie Cooper, Georgia Southern	April 26	Amanda Cone, College of Charleston	April 6	Toni Hutchison, Chattanooga
March 29	Keri Meigs, Chattanooga	May 3	Joni Gomez, UNCG	April 13	Brittany Ausley, UNCG
April 5	Leah Tucker, Chattanooga	May 10	Darcy Johnson, College of Charleston	April 20	Amber Shifflett, College of Charleston
April 12	Allison DeVries, Chattanooga	<b>2005</b>		April 27	Katie Forbes, College of Charleston
April 19	Megan Luring, Chattanooga	Feb. 21	Renee Francis, College of Charleston	May 4	Michelle Fuzzard, Chattanooga
<b>2000</b>		March 2	Melissa Ramirez, Chattanooga	<b>2010</b>	
Feb. 24	Leigh Irwin, UNCG	March 7	Dani Concepcion, Elon	Feb. 15	Emerald Graham, Elon
Feb. 29	Leigh Irwin, UNCG	March 14	Jayne Durand, College of Charleston	Feb. 22	Tiffany Baker, Chattanooga
March 2	Jaclyn Kaylor, Georgia Southern	March 21	Lindsay Lane, ETSU	March 1	McKenzie Phillips, Appalachian State
March 8	Kelly Van Houten, Furman	March 28	Tara Tembey, Chattanooga	March 8	Katie England, Samford
March 13	Joy Stogner, UNCG	April 4	Maria Laurato, Georgia Southern	March 15	Emerald Graham, Elon
March 20	Keke Grady, UNCG	April 11	Brittany Whittier, Chattanooga	March 22	Katie Boyd, Appalachian State
March 28	Brooke Fuller, College of Charleston	April 19	Melissa Ramirez, Chattanooga	March 29	Jenny Side, Georgia Southern
April 3	Kay Brittain, Furman	April 25	Kelly Allen, UNCG	April 5	Stephanie Field, Furman
April 10	Jennifer Harris, Georgia Southern	May 2	Ciera Dunn, Georgia Southern	April 12	Tia Blosser, Chattanooga
April 17	Leah Tucker, Chattanooga	May 9	Tara Tembey, Chattanooga	April 19	Kaitlyn Piazolla, Elon
April 24	Kelly Blazi, Georgia Southern			April 26	Alex Emeterio, UNCG
May 1	Amanda Bacon, College of Charleston			May 3	Nina Iduate, Georgia Southern
				May 10	Kaitlin Merkt, UNCG

# PLAYERS OF THE WEEK

## 2011

Feb. 14 Emerald Graham, Elon  
 Feb. 21 Kasey Tydingco, Chattanooga  
 Feb. 28 Michelle Fuzzard, Chattanooga  
 March 7 Marie Fogle, Georgia Southern  
 March 14 Morgan Hughey, Furman  
 March 21 Marie Fogle, Georgia Southern  
 March 28 Tiffany Baker, Chattanooga  
 April 4 Vivian Morimoto, Chattanooga  
 April 11 Michelle Fuzzard, Chattanooga  
 April 18 Mackenzie Williams, Georgia Southern  
 April 25 Danielle Lafferty, Elon  
 May 2 Alex Emeterio, UNCG  
 May 9 Michelle Fuzzard, Chattanooga

## 2012

Feb. 13 Camille Hill, Elon  
 Feb. 20 Michelle Fuzzard, Chattanooga  
 Feb. 27 Michelle Fuzzard, Chattanooga  
 March 5 Erin Foster, Western Carolina  
 March 12 Erin O'Shea, Elon  
 March 19 Marie Fogle, Georgia Southern  
 March 26 Michelle Fuzzard, Chattanooga  
 April 2 Mackenzie Williams, Georgia Southern  
 April 9 Michelle Fuzzard, Chattanooga  
 April 16 Erin Foster, Western Carolina  
 April 23 Jessica Traxler, Chattanooga  
 April 30 Heather Robb, UNCG  
 May 7 Mackenzie Maples, College of Charleston

## 2013

Feb. 11 Lindsay Thomas, UNCG  
 Feb. 18 Danielle Vega, UNCG  
 Feb. 25 Tomeka Watson, Elon  
 March 4 Lindsay Thomas, UNCG  
 March 11 Allie Cashion, Appalachian State  
 March 18 Siera Bishop, Furman  
 March 25 Taylor Jenkins, Furman  
 April 1 Kasey Tydingco, Chattanooga  
 April 8 Nikki Legg, Furman  
 April 15 Tomeka Watson, Elon  
 April 22 Taylor Sigmon, Western Carolina  
 April 29 Carleigh Nester, Elon  
 May 6 Carleigh Nester, Elon

## 2014

Feb. 10 Emily Cameron, Elon  
 Feb. 17 Sam Taylor, Chattanooga  
 Feb. 24 Abby Adams, Samford  
 March 3 Carleigh Nestor, Elon  
 March 11 Anyssa Robles, Chattanooga  
 March 17 Nicole Thomas, UNCG  
 March 24 Kara Salvo, Western Carolina  
 March 31 Katelyn Bedwell, UNCG  
 April 7 Ambree Mueller, Furman  
 April 14 Dani Heichen, Appalachian State  
 April 21 Katelyn Bedwell, UNCG  
 April 28 Lindsay Thomas, UNCG  
 May 5 Lindsay Thomas, UNCG

## 2015

Feb. 9 Natalie Shiver, Mercer  
 Feb. 16 Caitlin Bice, Samford  
 Feb. 23 Nicole Osterman, Chattanooga  
 March 2 Siera Bishop, Furman  
 March 9 Nicole Thomas, UNCG  
 March 16 Riley Carter, Mercer  
 March 23 Courtney Price, Western Carolina  
 March 30 Nicole Osterman, Chattanooga  
 April 6 Callie Brister, Samford

April 13 Sarah Beth Roberts, Chattanooga  
 April 20 Elise Smith, Furman  
 April 27 Natalie Shiver, Mercer  
 May 4 Anyssa Robles, Chattanooga

## 2016

Feb. 15 Lindsay Thomas, UNCG  
 Feb. 22 AnnaRose Borrelli, Furman  
 Feb. 29 Hannah Trombley, Samford  
 March 7 AnnaRose Borrelli, Furman  
 March 14 Courtney Price, Western Carolina  
 March 21 Taylor Miller, Mercer  
 March 28 Abbie Miranda, Samford  
 April 4 Megan Dowdy, Samford  
 April 11 Nicole Thomas, UNCG  
 April 18 Bethany Cowart, ETSU  
 April 25 Cricket Blanco, Chattanooga  
 May 2 Lindsay Thomas, UNCG  
 May 9 Hunter Gibbons, Western Carolina

## 2017

Feb. 13 Tiffany Laughren, ETSU  
 Feb. 20 Jasmine Palmer, UNCG  
 Feb. 27 Megan Lane, Mercer  
 March 6 Abby Walsh, Mercer  
 March 13 Emily Acquaviva, UNCG  
 March 20 Abby Sweeney, Samford  
 March 27 Emma Andrew, Mercer  
 April 3 Madison Armstrong, Western Carolina  
 April 10 Hunter Gibbons, Western Carolina  
 April 17 Whitney Hinton, Samford  
 April 24 Abby Sweeney, Samford  
 May 1 Rachael McClaskey, UNCG  
 May 8 Tiffany Laughren, ETSU

## 2018

Feb. 12 Marisa Sholtes, UNCG  
 Feb. 19 Makenna Matthijs, UNCG  
 Feb. 26 Caroline Taylor, Mercer  
 March 5 Shelby Maze, Samford  
 March 12 Candace Johnson, Furman  
 March 19 Makenna Matthijs, UNCG  
 March 26 Makenna Matthijs, UNCG  
 April 2 Shelby Maze, Samford  
 April 9 Lindsey Bert, Furman  
 April 16 Shelby Maze, Samford  
 April 23 Ashlyn Barnes, Samford  
 April 30 Marisa Sholtes, UNCG  
 May 7 Jordan Gontram, UNCG

## 2019

Feb. 11 Aly Walker, Chattanooga  
 Feb. 18 Amanda Beltran, Chattanooga  
 Feb. 25 Nikki Grupp, ETSU  
 March 4 Marissa Guimbarda, Furman  
 March 11 Emma Sturdivant, Chattanooga  
 March 18 Emily Coltharp, Chattanooga  
 March 25 Kasidy Dunn, ETSU  
 April 1 Hannah Trombley, Samford  
 April 8 Megan Lane, Mercer  
 April 15 Whitney Hinton, Samford  
 April 22 Kenlie Harvey, Mercer  
 April 29 Gabi Howard, UNCG  
 May 6 Megan Lane, Mercer

## Totals by school

Chattanooga ..... 66  
 UNCG ..... 49  
 Furman ..... 36  
 Georgia Southern ..... 28  
 College of Charleston ..... 27  
 Elon ..... 21  
 Samford ..... 19  
 Western Carolina ..... 14  
 Mercer ..... 12  
 ETSU ..... 11  
 Appalachian State ..... 10  
 Marshall ..... 3  
 UNC Wilmington ..... 1

## 2020\*

Feb. 10 O'Neil Roberson, Samford  
 Feb. 17 Delaney Cumbie, UNCG  
 Feb. 24 Whitney Hinton, Samford  
 March 2 Kylie Toler, ETSU  
 March 9 Allie Jones, Mercer  
 March 16 Erica Hayes, Western Carolina  
 \*season cut short by COVID-19.



# PLAYERS OF THE WEEK

## Repeat Player of the Week selections

### 10 times

Julie Glasser, Furman (1994-97)

### 7 times

Amanda Cone, College of Charleston (2002-04)

### 6 times

Penny Thompson, UNCG (2001-03)  
Lindsay Thomas, UNCG (2013-14, 16)

### 5 times

Joni Gomez, UNCG (2003-04)

### 4 times

Katie Boyd, Appalachian State (2008-09)  
Michelle Fuzzard, Chattanooga (2009, 2011-12)

### 3 times

Jessica Brown, Chattanooga (1995-97)  
Allison DeVries, Chattanooga (1996, 99)  
Keri Meigs, Chattanooga (1998-99)  
Tara Tembey, Chattanooga (2005, '07)  
Jennifer Golden, College of Charleston (2007)  
Robyne Siliga, Georgia Southern (2008-09)  
Emerald Graham, Elon (2010-11)  
Carleigh Nester, Elon (2013)  
Nicole Thomas, UNCG (2014-16)  
Makenna Matthijs, UNCG (2018)  
Shelby Maze, Samford (2018)  
Whitney Hinton, Samford (2017, 19, 20)

### 2 times

April Miller, Chattanooga (1995)  
Jamie Rausch, Furman (1995-96)  
Sherri Russo, Georgia Southern (1997-98)  
Mandi Green, Chattanooga (1998)  
Megan Luring, Chattanooga (1998-99)  
Jaclyn Kaylor, Georgia Southern (1999-00)  
Leah Tucker, Chattanooga (1999-00)  
Leah Irwin, UNCG (2000)  
Angela Brewer, Chattanooga (2001)  
Jada Pascatore, Chattanooga (2002)  
Jennifer Reed, Chattanooga (2003)  
Maria Laurato, Georgia Southern (2004-05)  
Melissa Ramirez, Chattanooga (2005)  
Gwen Johnson, UNCG (2006)  
Shanita Black, Georgia Southern (2006)  
Debbie Ziegler, Elon (2006-07)  
Tracey Dahlen, Elon (2007-08)  
Lauren Ross, Western Carolina (2006, 08)  
Shannon Howard, College of Charleston (2007, 09)  
Kristie Shifflett, College of Charleston (2008-09)  
Toni Hutchison, Chattanooga (2006, 09)  
Katie Boyd, Appalachian State (2009)  
Alex Emeterio, UNCG (2010-11)  
Marie Fogle, Georgia Southern (2011)  
Erin Foster, Western Carolina (2012)  
Tomeka Watson, Elon (2013)  
Sieara Bishop, Furman (2013, 15)  
Anyssa Robles, Chattanooga (2014-15)  
Natalie Shiver, Mercer (2015)

AnnaRose Borrelli, Furman (2016)  
Courtney Price, Western Carolina (2015-16)  
Tiffany Laughren, ETSU (2017)  
Abby Sweeney, Samford (2017)  
Hunter Gibbons, Western Carolina (2017)  
Marisa Sholtes, UNCG (2018)

# PLAYERS OF THE MONTH

### 2004

February Dani Concepcion, Elon  
March Amanda Cone, College of Charleston  
April Bryn Favor, Chattanooga

### 2006

February Debbie Zeigler, Elon  
March Allyson McCubbins, Western Carolina  
April Shanita Black, Georgia Southern  
May Shanita Black, Georgia Southern

### 2007

February Adriane Audley, UNCG  
March Stephanie Beatty, Western Carolina  
April Jennifer Golden, College of Charleston  
May Amber Kiser, Furman

### 2008

February Katie Boyd, Appalachian State  
April Nina Iduate, Georgia Southern  
May Tara Tembey, Chattanooga

### 2009

February Katie Boyd, Appalachian State  
March Tiffany Baker, Chattanooga  
April Amber Shifflett, College of Charleston  
May Jessica Owens, Samford

### 2010

February Tiffany Baker, Chattanooga  
March Emerald Graham, Elon  
April Kristie Shifflett, College of Charleston  
May Jacqueline Gonzalez, Elon

### 2011

February Michelle Fuzzard, Chattanooga  
March Marie Fogle, Georgia Southern  
April Tiffany Baker, Chattanooga  
May Michelle Fuzzard, Chattanooga

### 2012

February Michelle Fuzzard, Chattanooga  
March Marie Fogle, Georgia Southern  
April Erin Foster, Western Carolina

### 2013

February Tomeka Watson, Elon  
March Allie Cashion, Appalachian State  
April Carleigh Nester, Elon

### 2014

February Emily Cameron, Elon  
March Kourtney Thomas, Georgia Southern  
April Katelyn Bedwell, UNCG

### 2015

February Sam Taylor, Chattanooga  
March Riley Carter, Mercer  
April Sieara Bishop, Furman

### 2016

February Danielle Vega, UNCG  
March Lindsay Thomas, UNCG  
April Megan Dowdy, Samford

### 2017

February Tiffany Laughren, ETSU  
March Danielle Knoetze, ETSU  
April Marisa Sholtes, UNCG

### 2018

February Marisa Sholtes, UNCG  
March Brook Womack, Chattanooga  
April Aly Walker, Chattanooga

### 2019

February Mallore Schurr, ETSU  
March Marisa Sholtes, UNCG  
April Whitney Hinton, Samford

### 2020\*

February Danielle Castleberry, Mercer  
\*season cut short by COVID-19

## Totals by school

Chattanooga .....	11
Elon.....	7
UNCG .....	7
Georgia Southern.....	6
College of Charleston .....	4
Appalachian State .....	3
Samford.....	3
Western Carolina .....	3
ETSU .....	3
Furman .....	2
Mercer.....	2

## Repeat selections

### 3 times

Tiffany Baker, Chattanooga (2009-11)  
Michelle Fuzzard, Chattanooga (2011-12)  
Marisa Sholtes, UNCG (2017-19)

### 2 times

Shanita Black, Georgia Southern (2006)  
Katie Boyd, Appalachian State (2008-09)



# PITCHERS OF THE WEEK

<b>1994</b>		<b>2001</b>		<b>2006</b>	
Week 1	April Miller, Chattanooga	Feb. 21	Amber Watson, UNCG	Feb. 27	Mendy McKenzie, Western Carolina
Week 2	Kim Currier, Furman	Feb. 28	Beth Alexander, Chattanooga	March 6	Mendy McKenzie, Western Carolina
Week 3	Brandi Northrup, Marshall	March 7	Amber Watson, UNCG	March 13	Kayla Richardson, Appalachian State
Week 4	Kim Currier, Furman	March 12	Beth Alexander, Chattanooga	March 20	Melisa Laliberte, Georgia Southern
<b>1995</b>		March 19	Beth Alexander, Chattanooga	March 27	Mendy McKenzie, Western Carolina
Week 1	Missy Frost, Marshall	March 26	Beth Alexander, Chattanooga	April 3	Logan Free, Georgia Southern
Week 2	April Miller, Chattanooga	April 2	Jessica Hodge, ETSU	April 10	Jenny Jackson, Western Carolina
Week 3	Vanessa Fawcett, Georgia Southern	April 9	Chrissy Hacker, Furman	April 17	Yancy Moose, Appalachian State
Week 4	April Miller, Chattanooga	April 16	Talya Trudell, Chattanooga	April 24	Mendy McKenzie, Western Carolina
Week 5	Missy Frost, Marshall	April 23	Talya Trudell, Chattanooga	May 1	Mendy McKenzie, Western Carolina
Week 6	Amy Jakubowski, Furman	April 30	Kelly Jack, Furman	May 8	Melissa Laliberte, Georgia Southern
Week 7	Amy Jakubowski, Furman	<b>2002</b>		<b>2007</b>	
Week 8	Cristy Waring, Marshall	Feb. 18	Rachel Henley, Furman	March 5	Vanessa Oakes, UNCG
<b>1996</b>			Amber Watson, UNCG	March 12	Brooke Loudermilk, Chattanooga
Week 1	Vanessa Fawcett, Georgia Southern	Feb. 25	Amber Watson, UNCG	March 19	Ashley Frizzell, Chattanooga
Week 2	Vanessa Fawcett, Georgia Southern	March 4	Crystal Crews, Georgia Southern	March 26	Melanie Helterbran, Elon
Week 3	Amy Robertson, Chattanooga	March 11	Courtney Jenkins, ETSU	April 2	A.J. Street, Georgia Southern
Week 4	Vanessa Fawcett, Georgia Southern	March 18	Aimee Littlejohn, Georgia Southern	April 9	Terri Mesko, College of Charleston
Week 5	Missy Frost, Marshall	March 25	Beth Alexander, Chattanooga	April 16	Melissa Laliberte, Georgia Southern
Week 6	Cristy Waring, Marshall	April 1	Jordan Arnold, Appalachian State	April 23	Brooke Loudermilk, Chattanooga
Week 7	Mandi Dunn, Georgia Southern	April 8	Beth Alexander, Chattanooga	April 30	Lauren Ross, Western Carolina
Week 8	April Miller, Chattanooga	April 15	Courtney Jenkins, ETSU	May 7	Brooke Loudermilk, Chattanooga
<b>1997</b>		April 23	Carla Shepard, College of Charleston	<b>2008</b>	
March 5	Jennifer Miller, Georgia Southern	April 29	Awbrey Winckler, Chattanooga	Feb. 18	Pam DelPizzo, Elon
March 11	J.D. Staton, Chattanooga	<b>2003</b>		Feb. 25	Lana Mackey, Furman
March 18	Mandi Dunn, Georgia Southern	March 12	Meagen Johnson, Furman	March 3	Melissa Laliberte, Georgia Southern
March 25	Cristy Waring, Marshall	March 17	Amanda Wilson, UNC Wilmington	March 10	Melissa Laliberte, Georgia Southern
April 1	Ashley Rayl, Furman	March 24	Rachael Stern, College of Charleston	March 17	Lana Mackey, Furman
April 8	J.D. Staton, Chattanooga	March 31	Jordan Arnold, Appalachian State	March 24	Brooke Loudermilk, Chattanooga
April 15	Missy Frost, Marshall	April 8	Rachael Stern, College of Charleston	March 31	Brooke Loudermilk, Chattanooga
April 22	Amy Robertson, Chattanooga	April 14	Rachael Stern, College of Charleston	April 7	Melissa Laliberte, Georgia Southern
<b>1998</b>		April 23	Sara Meek, Chattanooga	April 14	Kaitlin Holloway, Chattanooga
March 9	Christine Hornak, UNCG	April 28	Julia McChain, ETSU	April 21	Shannon Howard, College of Charleston
March 17	Christine Hornak, UNCG	May 5	Awbrey Winckler, Chattanooga	April 28	Brooke Loudermilk, Chattanooga
March 23	Kelly Jack, Furman	<b>2004</b>		May 5	Terri Mesko, College of Charleston
March 30	Talya Trudell, Chattanooga	Feb. 24	Rachael Stern, College of Charleston	<b>2009</b>	
April 6	Amy Robertson, Chattanooga	March 3	Natalie Smith, College of Charleston	Feb. 9	Kandice Irwin, Chattanooga
April 13	Amy Robertson, Chattanooga	March 9	Brittney Whittier, Chattanooga	Feb. 16	Amber Harrell, UNCG
April 20	Amy Robertson, Chattanooga	March 16	Belinda Barrera, ETSU	Feb. 23	Ashley Stubbs, Appalachian State
April 27	Christine Hornak, UNCG	March 23	Danielle Byrne, UNCG	March 4	Kandice Irwin, Chattanooga
<b>1999</b>		March 29	Natalie Smith, College of Charleston	March 10	Terri Mesko, College of Charleston
March 2	Beth Alexander, Chattanooga	April 5	Rachel Henley, Furman	March 16	Brianna Streetmon, Georgia Southern
March 8	Kenzie Kohler, College of Charleston	April 12	Rachael Stern, College of Charleston	March 23	Stephanie Royall, Samford
March 15	Jennifer Miller, Georgia Southern	April 19	Lacey Swarthout, Chattanooga	March 30	Stephanie Royall, Samford
March 22	Aimee Littlejohn, Georgia Southern	April 26	Jennifer Hurler, Appalachian State	April 6	Brianna Streetmon, Georgia Southern
March 29	Talya Trudell, Chattanooga	May 3	Danielle Byrne, UNCG	April 13	Lana Mackey, Furman
April 5	Jennifer Miller, Georgia Southern	May 10	Lacey Swarthout, Chattanooga	April 20	Terri Mesko, College of Charleston
April 12	Beth Alexander, Chattanooga	<b>2005</b>		April 27	Lana Mackey, Furman
April 19	Beth Alexander, Chattanooga	Feb. 21	Megan Borgaard, Elon	May 4	Amber Harrell, UNCG
<b>2000</b>		March 2	Lacey Swarthout, Chattanooga	<b>2010</b>	
Feb. 29	Awbrey Winckler, Chattanooga	March 7	Natalie Smith, College of Charleston	Feb. 15	Lana Mackey, Furman
March 8	Chrissy Hacker, Furman	March 14	Rachael Stern, College of Charleston	Feb. 22	Brooke Loudermilk, Chattanooga
March 13	Chrissy Hacker, Furman	March 21	Lacey Swarthout, Chattanooga	March 1	Brooke Loudermilk, Chattanooga
March 20	Amy Poole, UNCG	March 28	Natalie Smith, College of Charleston	March 8	Cory Mattson, UNCG
March 28	Connie Ness, Chattanooga	April 4	Courtney Jenkins, ETSU	March 15	Brianna Streetmon, Georgia Southern
April 3	Aimee Littlejohn, Georgia Southern	April 11	Natalie Smith, College of Charleston	March 22	Kayla Suskauer, Furman
April 10	Kelly Jack, Furman	April 19	Lacey Swarthout, Chattanooga	March 29	Amber Harrell, UNCG
April 17	Aimee Littlejohn, Georgia Southern	April 25	Meredith Gay, Elon	April 5	Nikki Waters, Chattanooga
April 24	Connie Ness, Chattanooga	May 2	Rachael Stern, College of Charleston	April 12	Kandice Irwin, Chattanooga
May 1	Melissa Creeger, College of Charleston	May 9	Logan Free, Georgia Southern	April 19	Amber Harrell, UNCG

# PITCHERS OF THE WEEK

## 2011

Feb. 14 Michelle Fuzzard, Chattanooga  
 Feb. 21 Lauren Taylor, Elon  
 Feb. 28 Erin O'Shea, Elon  
 March 7 Lauren Taylor, Elon  
 March 14 Lauren Taylor, Elon  
 March 21 Alexa Datko, College of Charleston  
 March 28 Alexa Datko, College of Charleston  
 April 4 Allie Miles, Georgia Southern  
 April 11 Hannah Dow, Appalachian State  
 April 18 Allie Miles, Georgia Southern  
 April 25 Allie Miles, Georgia Southern  
 May 2 Raeanne Hanks, UNCG  
 May 9 Lauren Taylor, Elon

## 2012

Feb. 13 Taylor Deason, Chattanooga  
 Feb. 20 Brooke Red, Georgia Southern  
 Feb. 27 Stephanie Saylor, College of Charleston  
 March 5 Lakyn Shull, Furman  
 March 12 Sarah Purvis, Georgia Southern  
 March 19 Taylor Deason, Chattanooga  
 March 26 Stephanie Saylor, College of Charleston  
 April 2 Sarah Purvis, Georgia Southern  
 April 9 Stephanie Saylor, College of Charleston  
 April 16 Hope Klicker, College of Charleston  
 April 23 Jordan Garrett, Western Carolina

## 2013

Feb. 11 Sarah Purvis, Georgia Southern  
 Feb. 18 Sarah Purvis, Georgia Southern  
 Feb. 25 Hope Klicker, College of Charleston  
 March 4 Shelby Parker, Furman  
 March 11 Mollie Hanson, Samford  
 March 18 Alissa Schoelkopf, Appalachian State  
 March 25 Lauren Collier, Furman  
 April 1 Raeanne Hanks, UNCG  
 April 8 Mallory Broome, Western Carolina  
 April 15 Lauren Collier, Furman  
 April 22 Shelby Scott, Samford  
 April 29 Lauren Collier, Furman  
 May 6 Chelsea White, Elon

## 2014

Feb. 10 Sarah Purvis, Georgia Southern  
 Feb. 17 Sarah Purvis, Georgia Southern  
 Feb. 24 Shelby Parker, Furman  
 March 3 Sarah Purvis, Georgia Southern  
 March 11 Sarah Purvis, Georgia Southern  
 March 17 Lauren Collier, Furman  
 March 24 Taylor Deason, Chattanooga  
 March 31 Mollie Hanson, Samford  
 April 7 Sarah Purvis, Georgia Southern  
 April 14 Lauren Collier, Furman  
 April 21 Katie Henderson, Chattanooga  
 April 28 Caitlin O'Shea, Elon  
 May 5 Katie Henderson, Chattanooga

## 2015

Feb. 9 Mollie Hanson, Samford  
 Feb. 16 Jordan Garrett, Western Carolina  
 Feb. 23 Cori Jennings, Chattanooga  
 March 2 Kirsten Stevens, Mercer  
 March 9 Lindsey Bert, Furman  
 March 16 Kirsten Stevens, Mercer  
 March 23 Cori Jennings, Chattanooga  
 March 30 Kirsten Stevens, Mercer  
 April 6 Jordan Garrett, Western Carolina  
 April 13 Jordan Garrett, Western Carolina  
 April 20 Kirsten Stevens, Mercer  
 April 27 Lindsey Bert, Furman  
 May 4 Kailey Palazzolo, Chattanooga

## 2016

Feb. 15 Cori Jennings, Chattanooga  
 Feb. 22 Jessica Stone, Samford  
 Feb. 29 Alicia Bazonski, UNCG  
 March 7 Lindsey Fadnek, ETSU  
 March 14 Alicia Bazonski, UNCG  
 March 21 Alicia Bazonski, UNCG  
 March 28 Mollie Hanson, Samford  
 April 4 Mollie Hanson, Samford  
 April 11 Taylor Sigmon, Western Carolina  
 April 18 Lindsey Fadnek, ETSU  
 April 25 Mollie Hanson, Samford  
 May 2 Mollie Hanson, Samford  
 May 9 Mollie Hanson, Samford

## 2017

Feb. 13 Madison Ogle, ETSU  
 Feb. 20 Lindsey Bert, Furman  
 Feb. 27 Lindsey Bert, Furman  
 March 6 Courtney Buchanan, Western Carolina  
 March 13 Lindsey Bert, Furman  
 March 20 Jessica Stone, Samford  
 March 27 Stella Preston, Mercer  
 April 3 Madison Ogle, ETSU  
 April 10 Stella Preston, Mercer  
 April 17 Lindsey Bert, Furman  
 April 24 Lindsey Bert, Furman  
 May 1 Anna O'Neill, Mercer  
 May 8 Alicia Bazonski, UNCG

## 2018

Feb. 12 Emily DeMonte, Furman  
 Feb. 19 Emily DeMonte, Furman  
 Feb. 26 Lindsey Bert, Furman  
 March 5 Jill McElderry, Mercer  
 March 12 Stephanie Bryden, UNCG  
 March 19 Madison Ogle, ETSU  
 March 26 Alicia Bazonski, UNCG  
 April 2 Stephanie Bryden, UNCG  
 April 9 Lindsey Bert, Furman  
 April 16 Celie Hudson, Chattanooga  
 April 23 Lindsey Bert, Furman  
 April 30 Lindsey Bert, Furman  
 May 7 Lindsey Bert, Furman

## 2019

Feb. 11 Celie Hudson, Chattanooga  
 Feb. 18 Kelly Schmidt, ETSU  
 Feb. 25 Stephanie Bryden, UNCG  
 March 4 Emily DeMonte, Furman  
 March 11 Mariah Ramirez, Chattanooga  
 March 18 Stephanie Bryden, UNCG  
 March 25 Emily DeMonte, Furman  
 April 1 Stephanie Bryden, UNCG  
 April 8 Stephanie Bryden, UNCG  
 April 15 Bailey Pattison, Mercer  
 April 22 Celie Hudson, Chattanooga  
 April 29 Celie Hudson, Chattanooga  
 May 6 Lynn Gardner, Mercer

## 2020\*

Feb. 10 Celie Hudson, Chattanooga  
 Feb. 17 Savannah Rice, Western Carolina  
 Feb. 24 Kelly Schmidt, ETSU  
 March 2 Morgan Scott, UNCG  
 March 9 Allison Swinford, Chattanooga  
 March 16 Celie Hudson, Chattanooga  
 \*season cut short by COVID-19

## Totals by school

Chattanooga .....	69
Furman .....	44
Georgia Southern .....	39
UNCG .....	32
College of Charleston .....	28
Western Carolina .....	15
Samford .....	14
ETSU .....	13
Elon .....	11
Mercer .....	10
Appalachian State .....	8
Marshall .....	8
UNC Wilmington .....	1

# PITCHERS OF THE WEEK

## Repeat Pitcher of the Week selections

### 12 times

Lindsey Bert, Furman (2015, 17-18)

### 9 times

Beth Alexander, Chattanooga (1999-02)  
Brooke Loudermilk, Chattanooga (2007-10)  
Sarah Purvis, Georgia Southern (2012-14)

### 8 times

Mollie Hanson, Samford (2013-16)

### 7 times

Rachael Stern, College of Charleston (2003-05)

### 6 times

Natalie Smith, College of Charleston (2004-05)  
Melissa Laliberte, Georgia Southern (2006-08)  
Stephanie Bryden, UNCG (2018-19)  
Celie Hudson, Chattanooga (2018-20)

### 5 times

Amy Robertson, Chattanooga (1996-98)  
Lacey Swarthout, Chattanooga (2004-05)  
Mendy McKenzie, Western Carolina (2006)  
Amber Harrell, UNCG (2009-10)  
Lana Mackey, Furman (2008-10)  
Alicia Bazonski, UNCG (2016-18)

### 4 times

April Miller, Chattanooga (1994-96)

Vanessa Fawcett, Georgia Southern (1995-96)  
Missy Frost, Marshall (1995-97)  
Talya Trudell, Chattanooga (1998-99, 01)  
Aimee Littlejohn, Georgia Southern (1999-00, 02)  
Amber Watson, UNCG (2001-02)  
Lauren Taylor, Elon (2011)  
Jordan Garrett, Furman (2012, 2015)  
Lauren Collier, Furman (2013-14)  
Kirsten Stevens, Mercer (2015)  
Emily DeMonte, Furman (2018)

### 3 times

Jennifer Miller, Georgia Southern (1997, 99)  
Christine Hornak, UNCG (1998)  
Kelly Jack, Furman (1998, 00-01)  
Chrissy Hacker, Furman (2000-01)  
Awbrey Winckler, Chattanooga (2000, 02-03)  
Natalie Smith, College of Charleston (2004)  
Terri Mesko, College of Charleston (2007, 09)  
Kandice Irwin, Chattanooga (2009-10)  
Allie Miles, Georgia Southern (2011)  
Stephanie Saylor, College of Charleston (2012)  
Taylor Deason, Chattanooga (2012, 2014)  
Cori Jennings, Chattanooga (2015-16)  
Madison Ogle, ETSU (2017-18)

### 2 times

Kim Currier, Furman (1994)  
Amy Jakubowski, Furman (1995)  
Mandi Dunn, Georgia Southern (1996-97)

J.D. Staton, Chattanooga (1997)  
Connie Ness, Chattanooga (2000)  
Jordan Arnold, Appalachian State (2002-03)  
Rachel Henley, Furman (2002-04)  
Danielle Byrne, UNCG (2004)  
Logan Free, Georgia Southern (2005-06)  
Brianna Streetmon, Georgia Southern (2009-10)  
Stephanie Royall, Samford (2009)  
Alexa Datko, College of Charleston (2011)  
Hope Klicker, College of Charleston (2012-13)  
Katie Henderson, Chattanooga (2014)  
Lindsey Fadnek, ETSU (2016)  
Stella Preston, Mercer (2017)  
Jessica Stone, Samford (2017)  
Kelly Schmidt, ETSU (2019-20)

# PITCHERS OF THE MONTH

### 2004

February Jen Lamb, Elon  
March Brittney Whittier, Chattanooga  
April Lacey Swarthout, Chattanooga

### 2006

February Mendy McKenzie, Western Carolina  
March Mendy McKenzie, Western Carolina  
April Yancy Moose, Appalachian State  
May Melissa Laliberte, Georgia Southern

### 2007

March Carol Lilley, Elon  
April Brooke Loudermilk, Chattanooga  
May Mendy McKenzie, Western Carolina

### 2008

February Amber Harrell, UNCG  
April Shannon Howard, College of Charleston  
May Brooke Loudermilk, Chattanooga

### 2009

February Lana Mackey, Furman  
March Kayla Richardson, Appalachian State  
April Brianna Streetmon, Georgia Southern  
May Brianna Streetmon, Georgia Southern

### 2010

February Brooke Loudermilk, Chattanooga  
March Brianna Streetmon, Georgia Southern  
April Kandice Irwin, Chattanooga  
May Amber Harrell, UNCG

### 2011

February Kandice Irwin, Chattanooga  
March Alexa Datko, College of Charleston  
April Allie Miles, Georgia Southern  
May Nikki Waters, Chattanooga

### 2012

February Stephanie Saylor, College of Charleston  
March Sarah Purvis, Georgia Southern  
April Taylor Deason, Chattanooga

### 2013

February Raeanne Hanks, UNCG  
March Raeanne Hanks, UNCG  
April Stephanie Saylor, College of Charleston

### 2014

February Sarah Purvis, Georgia Southern  
March Sarah Purvis, Georgia Southern  
April Mollie Hanson, Samford

### 2015

February Taylor Deason, Chattanooga  
March Kirsten Stevens, Mercer  
April Kirsten Stevens, Mercer

### 2016

February Cori Jennings, Chattanooga  
March Alicia Bazonski, UNCG  
April Mollie Hanson, Samford

### 2017

February Lindsey Bert, Furman  
March Lindsey Bert, Furman  
April Lindsey Bert, Furman

### 2018

February Emily DeMonte, Furman  
March Stephanie Bryden, UNCG  
April Lindsey Bert, Furman

### 2019

February Mariah Ramirez, Chattanooga  
March Stephanie Bryden, UNCG  
April Celie Hudson, Chattanooga

### 2020\*

February Morgan Scott, UNCG  
\*season cut short by COVID-19

## Totals by school

Chattanooga .....	13
Georgia Southern .....	8
UNCG .....	8
Furman .....	6
College of Charleston .....	4
Western Carolina .....	3
Appalachian State .....	2
Elon .....	2
Mercer .....	2
Samford .....	2

## Repeat selections

### 4 times

Lindsey Bert, Furman (2017-18)

### 3 times

Mendy McKenzie, Western Carolina (2006, 07)  
Brooke Loudermilk, Chattanooga (2007, 08, 10)  
Brianna Streetmon, Georgia Southern (2009, 10)  
Sarah Purvis, Georgia Southern (2012, 14)

### 2 times

Amber Harrell, UNCG (2008, 10)  
Kandice Irwin, Chattanooga (2010, 11)  
Stephanie Saylor, College of Charleston (2012, 13)  
Raeanne Hanks, UNCG (2013)  
Taylor Deason, Chattanooga (2012, 15)  
Kirsten Stevens, Mercer (2015)  
Mollie Hanson, Samford (2014, 16)  
Stephanie Bryden, UNCG (2018, 19)

# AWARDS BREAKDOWN

School	1st Team	2nd Team	Total	All-Fresh.	All-Tourn.	PLOY	POY	COY	FOY	MOP	PLOW	PLOM	POW	POM
	All-Conf.	All-Conf.	All-Conf.											
ETSU	5	12	17	8	13	2	0	0	0	1	11	3	13	0
Furman	41	26	67	10	40	6	5	5	1	2	36	2	44	6
Mercer	13	12	25	9	7	0	1	0	1	0	12	2	10	2
UNCG	36	29	65	12	23	5	0	2	2	4	49	7	32	8
Samford	12	13	25	14	16	2	1	1	1	1	19	3	14	2
Chattanooga	69	39	108	20	61	5	10	9	7	12	66	11	68	13
Western Carolina	13	11	24	11	5	0	1	1	1	0	13	3	15	3
<b>Former members</b>														
Appalachian State	13	25	38	8	5	1	0	1	1	0	10	3	8	2
College of Charleston	29	29	58	9	19	2	2	3	1	1	27	4	28	4
Elon	14	12	26	3	6	0	0	0	1	0	21	7	11	2
Georgia Southern	42	24	66	7	46	3	6	4	7	4	28	6	39	8
Marshall	11	0	11	0	13	0	0	1	3	1	3	0	8	0
UNC Wilmington	2	4	6	0	1	0	0	0	0	0	1	0	1	0

PLOY - Player of the Year

POY - Pitcher of the Year

COY - Coach of the Year

FOY - Freshman of the Year

MOP - Tournament Most Outstanding Player (formerly Most Valuable Player)

PLOW - Player of the Week

PLOM - Player of the Month

POW - Pitcher of the Week

POM - Pitcher of the Month

# RECORD BOOK

## CAREER INDIVIDUAL BATTING

AT BATS			
AB	Name, school	Years	
1. 867	Jeannie Cochran, UTC	2004-07	
2. 816	Shanita Black, GSU	2003-06	
3. 805	Stacie Cooper, GSU	1999-02	
805	Tara Tembey, UTC	2005-08	
5. 786	Melissa Ramirez, UTC	2002-05	
6. 769	Adriane Audley, UNCG	2004-07	
7. 759	Shelby Maze, SAM	2015-18	
8. 754	Toni Hutchison, UTC	2006-09	
754	Megan Dowdy, SAM	2013-16	
10. 744	Stephanie Cushing, FUR	2006-09	

BATTING AVERAGE (min. 250 at bats)			
Avg	H-AB	Name, school	Years
1. .399	226-567	Taylor Miller, MER	2015-17
2. .390	296-759	Shelby Maze, SAM	2015-18
3. .382	257-673	Lindsay Thomas, UNCG	2013-16
4. .377	258-684	Tomeka Watson, Elon	2010-13
5. .371	267-719	Michelle Fuzzard, UTC	2008-12
6. .371	239-644	Nina Iduate, GSU	2007-10
7. .370	250-676	Amanda Cone, CofC	2001-04
8. .368	112-304	Vivian Morimoto, UTC	2011-12
9. .368	145-394	Jacquie Rothey, CofC	2003-04
10. .364	286-786	Melissa Ramirez, UTC	2002-05

HITS			
No.	Name, school	Years	
1. 296	Shelby Maze, SAM	2015-18	
2. 287	Shanita Black, GSU	2003-06	
3. 286	Melissa Ramirez, UTC	2002-05	
4. 274	Megan Dowdy, SAM	2013-16	
5. 267	Michelle Fuzzard, UTC	2008-12	
6. 258	Meghan Rud, MER	2015-18	
258	Tomeka Watson, Elon	2010-13	
8. 257	Lindsay Thomas, UNCG	2013-16	
9. 250	Amanda Cone, CofC	2001-04	
10. 245	Tara Tembey, UTC	2005-08	

RUNS			
No.	Name, school	Years	
1. 189	Lindsay Thomas, UNCG	2013-16	
2. 169	Meghan Rud, MER	2015-18	
3. 166	Amanda Cone, CofC	2001-04	
4. 162	Shanita Black, GSU	2003-06	
5. 161	Tomeka Watson, Elon	2010-13	
161	Melissa Ramirez, UTC	2002-05	
7. 160	Jeannie Cochran, UTC	2004-07	
8. 159	Katie Boyd, APP	2008-11	
9. 152	Shelby Maze, SAM	2015-18	
152	Lyndsey Stiles, UTC	2008-11	

RBIs			
No.	Name, school	Years	
1. 216	Michelle Fuzzard, UTC	2008-12	
2. 186	Amanda Cone, CofC	2001-04	
186	Lindsay Thomas, UNCG	2013-16	
4. 183	Allie Cashion, APP	2010-13	
5. 179	Katelyn Bedwell, UNCG	2011-14	
6. 177	Melissa Ramirez, UTC	2002-05	
7. 163	Tiffany Baker, UTC	2008-11	
8. 147	Nicole Thomas, UNCG	2013-16	
9. 143	Robyne Siliga, GSU	2005-09	
143	Kristie Shifflett, CofC	2007-10	

DOUBLES			
No.	Name, school	Years	
1. 63	Melissa Ramirez, UTC	2002-05	
2. 56	Michelle Fuzzard, UTC	2008-12	
3. 52	Sheri Russo, GSU	1995-98	
52	Amanda Cone, CofC	2001-04	
52	Lindsay Thomas, UNCG	2013-16	
6. 51	Carleigh Nester, Elon	2011-14	
51	Allie Cashion, APP	2010-13	
51	Jennifer Bonilla, UNCG	2004-07	
9. 49	Kristie Shifflett, CofC	2007-10	
49	Sarah Beth Roberts, UTC	2012-15	
49	Sieara Bishop, FUR	2013-16	

TRIPLES			
No.	Name, school	Years	
1. 17	Tara Tembey, UTC	2005-08	
2. 14	Janine Sprague, ETSU	2003-05	
3. 13	Shanita Black, GSU	2003-06	
4. 12	Teri Herbert, UTC	2001-04	
5. 11	Shelby Maze, SAM	2015-18	
11	Meghan Rud, MER	2015-18	
7. 10	Paige Goss, Elon	2004-07	

10	Lindsay Lane, ETSU	2002-05
10	Tatiana Alcalá, UNCG	2012-15
10	Megan Dowdy, SAM	2013-16
10	Amber Shifflett, CofC	2006-10
10	Amber Kiser, FUR	2006-07

HOME RUNS			
No.	Name, school	Years	
1. 57	Lindsay Thomas, UNCG	2013-16	
2. 50	Tiffany Baker, UTC	2008-11	
3. 44	Katie Boyd, APP	2008-11	
4. 43	Michelle Fuzzard, UTC	2008-12	
43	Marisa Sholtes, UNCG	2015-19	
6. 42	Amanda Cone, CofC	2001-04	
7. 40	Katelyn Bedwell, UNCG	2011-14	
8. 39	Allie Cashion, APP	2010-13	
9. 36	Carleigh Nester, Elon	2011-14	
10. 35	Hunter Gibbons, WCU	2016-19	
35	Robyne Siliga, GSU	2005-09	
35	Callie Brister, SAM	2013-16	

BASES ON BALLS			
No.	Name, school	Years	
1. 171	Katie Boyd, APP	2008-11	
2. 142	Robyne Siliga, GSU	2005-09	
3. 120	Kristie Shifflett, CofC	2007-10	
4. 110	Leslie Barron, UTC	2003-05	
5. 104	Michelle Fuzzard, UTC	2008-12	
6. 101	Mackenzie Williams, GSU	2009-12	
7. 98	Meghan Rud, MER	2015-18	
8. 94	Caitlin Bice, SAM	2013-16	
94	Anysa Robles, UTC	2013-16	
10. 93	Melissa Ramirez, UTC	2002-05	

HIT BY PITCH			
No.	Name, school	Years	
1. 47	Dominique Madruga, UNCG	2012-15	
2. 46	Sam Steiner, GSU	2003-06	
46	Jasmine Palmer, UNCG	2017-19	
4. 44	Kara Salvo, WCU	2014-17	
5. 34	Danielle Vega, UNCG	2013-16	
6. 33	Stephanie Beatty, WCU	2006-09	
7. 31	Katie Pesature, CofC	2007-11	
31	Shemekia Scotton, WCU	2010-13	
31	Danielle Castleberry, MER	2017, 2019-pres.	
10. 30	Kristi Woodall, CofC	2008-11	
30	Madison Armstrong, WCU	2016-19	

SACRIFICE FLIES			
No.	Name, school	Years	
1. 13	Katelyn Bedwell, UNCG	2011-14	
13	Michelle Fuzzard, UTC	2008-12	
3. 12	Anysa Robles, UTC	2013-16	
4. 11	Abby Walsh, MER	2017-pres.	
5. 10	Quirisa Mauga, MER	2015-18	
10	Kristie Shifflett, CofC	2007-10	
10	Tracey Dahlen, Elon	2005-08	
8. 9	Madison Armstrong, WCU	2016-19	
9	Kasey Tydingco, UTC	2010-13	
9	Sieara Bishop, FUR	2013-16	
9	Sam Russo, GSU	2007-10	

SACRIFICE HITS			
No.	Name, school	Years	
1. 64	Abby Robertson, FUR	2006-09	
2. 46	Jeannie Cochran, UTC	2004-07	
3. 40	Joni Lockridge, FUR	2003-06	
40	Nina Iduate, GSU	2007-10	
5. 38	Brooke Flowers, CofC	2001-04	
6. 36	Teri Herbert, UTC	2001-04	
7. 35	Bryn Favor, UTC	2003-04	
35	Aurora Johnson, GSU	2004-06	
9. 34	Ashton Jarrett, CofC	2010-13	
34	Paige Goss, Elon	2004-07	

STOLEN BASES			
No.	Name, school	Years	
1. 119	Meghan Rud, MER	2015-18	
2. 100	Tomeka Watson, Elon	2010-13	
3. 96	Lindsay Glover, APP	2004-07	
4. 94	Jeannie Cochran, UTC	2004-07	
5. 90	Mary Greenway, UNCG	2007-08	
6. 89	Sarah Rappe, APP	2008-11	
7. 88	Shanita Black, GSU	2003-06	
88	Lyndsey Stiles, UTC	2008-11	
9. 86	LaKerah Barr, FUR	2001-04	
10. 79	Taylor Miller, MER	2015-17	

STOLEN BASE PERCENTAGE (min. 50 steal attempts)				
Pct	SB-A	Name, school	Years	
1. .928	77-83	Shelby Maze, SAM	2015-18	
2. .918	90-98	Mary Greenway, UNCG	2007-08	
3. .913	94-103	Jeannie Cochran, UTC	2004-07	
4. .909	100-110	Tomeka Watson, Elon	2010-13	
5. .908	119-131	Meghan Rud, MER	2015-18	
6. .907	49-54	Sara Poteat, UTC	2010-13	
7. .907	88-97	Lyndsey Stiles, UTC	2008-11	
8. .905	57-63	Aisha Figueroa, UNCG	2011-13	
9. .900	63-70	Natalie Willis, APP	2005-08	
10. .897	96-107	Lindsay Glover, APP	2004-07	

TOTAL BASES			
No.	Name, school	Years	
1. 490	Lindsay Thomas, UNCG	2013-16	
2. 452	Michelle Fuzzard, UTC	2008-12	
3. 442	Amanda Cone, CofC	2001-04	
4. 432	Melissa Ramirez, UTC	2002-05	
5. 404	Tomeka Watson, Elon	2010-13	
6. 390	Tiffany Baker, UTC	2008-11	
390	Katelyn Bedwell, UNCG	2011-14	
8. 388	Carleigh Nester, Elon	2011-14	
9. 383	Tara Tembey, UTC	2005-08	
10. 377	Kristie Shifflett, CofC	2007-10	

ON-BASE PERCENTAGE (min. 250 at bats)			
Pct.	Name, school	Years	
1. .520	Katie Boyd, APP	2008-11	
2. .468	Nicole Thomas, UNCG	2013-16	
3. .463	Lindsay Thomas, UNCG	2013-16	
4. .456	Michelle Fuzzard, UTC	2008-12	
5. .455	Kristie Shifflett, CofC	2007-10	
6. .455	Robyne Siliga, GSU	2005-09	
7. .455	Jasmine Palmer, UNCG	2017-19	
8. .452	Amanda Cone, CofC	2001-04	
9. .449	Vivian Morimoto, UTC	2011-12	
10. .443	Jennifer Hubbard, UNCG	2003-04	
.443	Jasmine Palmer, UNCG	2017-20	

SLUGGING PERCENTAGE (min. 250 at bats)			
Pct.	Name, school	Years	
1. .728	Lindsay Thomas, UNCG	2013-16	
2. .697	Katie Boyd, APP	2008-11	
3. .675	Marisa Sholtes, UNCG	2015-19	
4. .668	Vivian Morimoto, UTC	2011-12	
5. .654	Amanda Cone, CofC	2001-04	
6. .650	Jennifer Golden, CofC	2006-07	
7. .647	Nicole Thomas, UNCG	2013-16	
8. .640	Allie Cashion, APP	2010-13	
9. .634	Tiffany Baker, UTC	2008-11	
10. .631	Jennifer Hubbard, UNCG	2003-04	

GAMES PLAYED			
No.	Name, school	Years	
1. 265	Jeannie Cochran, UTC	2004-07	
2. 260	Tara Tembey, UTC	2005-08	
3. 256	Melissa Ramirez, UTC	2002-05	
4. 254	Brittney Whittier, UTC	2004-07	
254	Toni Hutchison, UTC	2006-09	
6. 253	Teri Herbert, UTC	2001-04	
7. 246	Adriane Audley, UNCG	2004-07	
8. 245	Megan Jaudon, FUR	2004-07	
9. 243	Stacie Cooper, GSU	1999-02	
243	Michelle Fuzzard, UTC	2008-12	
243	Lyndsay Mouse, UNCG	2006-09	

GAMES STARTED			
No.	Name, school	Years	
1. 263	Jeannie Cochran, UTC	2004-07	
2. 258	Tara Tembey, UTC	2005-08	
3. 254	Brittney Whittier, UTC	2004-07	
4. 253	Melissa Ramirez, UTC	2002-05	
253	Toni Hutchison, UTC	2006-09	
6. 246	Adriane Audley, UNCG	2004-07	
7. 244	Megan Jaudon, FUR	2004-07	
8. 243	Teri Herbert, UTC	2001-04	
243	Lyndsay Mouse, UNCG	2006-09	
9. 242	Jennifer Bonilla, UNCG	2004-07	



# RECORD BOOK

## CAREER INDIVIDUAL PITCHING

ERA (min. 400 IP)				
ERA	ER/Inn.	Name, school	Years	
1.	1.13	68/423.0	Beth Alexander, UTC	2001-02
2.	1.46	143/687.2	Rachael Stern, CofC	2003-05
3.	1.56	180/809.2	Aimee Littlejohn, GSU	1999-02
3.	1.69	119/492.2	Awbrey Winckler, UTC	2001-03
4.	1.72	199/811.1	Cristy Waring, MAR	1995-97
5.	1.80	154/598.0	Lacey Swarthout, UTC	2004-05
6.	1.85	179/676.1	Sarah Purvis, GSU	2011-14
7.	2.05	208/711.0	Brooke Loudermilk, UTC	2007-10
8.	2.06	121/411.2	Amber Watson, UNCG	2001-03
9.	2.08	167/561.2	Melissa Laliberte, GSU	2006-08
10.	2.11	188/624.0	Jennifer Miller, GSU	1997-00

INNINGS PITCHED			
No.	Name, school	Years	
1.	929.2	Lindsey Bert, FUR	2015-18
2.	811.1	Cristy Waring, MAR	1995-97
3.	809.2	Aimee Littlejohn, GSU	1999-02
4.	781.1	Rachel Henley, FUR	2002-05
5.	766.0	Jordan Garrett, WCU	2012-15
6.	735.2	Vanessa Oakes, UNCG	2004-07
7.	733.1	Lana Mackey, FUR	2007-10
8.	711.0	Brooke Loudermilk, UTC	2007-10
9.	710.2	Terri Mesko, CofC	2007-10
	710.2	Alicia Bazonski, UNCG	2015-18

STRIKEOUTS			
No.	Name, school	Years	
1.	915	Lindsey Bert, FUR	2015-18
2.	873	Brooke Loudermilk, UTC	2007-10
3.	770	Sarah Purvis, GSU	2011-14
4.	767	Lana Mackey, FUR	2007-10
5.	740	Jordan Garrett, WCU	2012-15
6.	660	Terri Mesko, CofC	2007-10
7.	657	Amber Harrell, UNCG	2007-10
8.	611	Lacey Swarthout, UTC	2004-05
9.	565	Vanessa Oakes, UNCG	2004-07
10.	562	Rachel Henley, FUR	2002-05

STRIKEOUTS PER 7 INNINGS (min. 400 IP)				
Avg	K/Inn.	Name, school	Years	
1.	8.59	873/711.0	Brooke Loudermilk, UTC	2007-10
2.	7.97	770/676.1	Sarah Purvis, GSU	2011-14
3.	7.50	553/516.1	Stephanie Bryden, UNCG	2016-19
4.	7.32	767/733.1	Lana Mackey, FUR	2007-10
5.	7.15	611/598.0	Lacey Swarthout, UTC	2004-05
6.	7.02	523/521.2	Logan Free, GSU	2004-07
7.	6.93	419/423.0	Beth Alexander, UTC	2001-02
8.	6.89	915/929.2	Lindsey Bert, FUR	2015-18
9.	6.76	740/766.0	Jordan Garrett, WCU	2012-15
10.	6.67	408/428.1	Kandice Irwin, UTC	2008-11

WINS			
W-L	Name, school	Years	
1.	88	Lindsey Bert, FUR	2015-18
2.	78	Rachael Stern, CofC	2003-05
3.	72	Mollie Hanson, SAM	2013-16
4.	68	Alicia Bazonski, UNCG	2015-18
	68	Taylor Deason, UTC	2012-15
6.	64	Brooke Loudermilk, UTC	2007-10
7.	61	Cristy Waring, MAR	1995-97
	61	Sarah Purvis, GSU	2011-14
9.	57	Lacey Swarthout, UTC	2004-05
10.	55	Lana Mackey, FUR	2007-10

SAVES			
No.	Name, school	Years	
1.	20	Kandice Irwin, UTC	2008-11
2.	19	Taylor Sigmon, WCU	2013-16
3.	12	Maureen Flynn, UNCG	2001-02
	12	Stella Preston, MER	2017-19

5.	10	Taylor Deason, UTC	2012-15
	10	Brooke Loudermilk, UTC	2007-10
7.	9	Lindsey Bert, FUR	2015-18
8.	8	Cristy Waring, MAR	1995-97
	8	Lynn Gardner, MER	2019
10.	7	Megen Smith, GSU	2008-11
	7	Brianna Streetmon, GSU	2008-11
	7	Lauren Collier, FUR	2011-14
	7	Logan Free, GSU	2004-07
	7	Raeanne Hanks, UNCG	2010-14
	7	Lacey Swarthout, UTC	2004-05

SHUTOUTS			
No.	Name, school	Years	
1.	32	Lindsey Bert, FUR	2015-18
2.	26	Cristy Waring, MAR	1995-97
3.	25	Sarah Purvis, GSU	2011-14
	25	Rachael Stern, CofC	2003-05
5.	21	Beth Alexander, UTC	2001-02
	21	Lacey Swarthout, UTC	2004-05
7.	20	Aimee Littlejohn, GSU	1999-02
	20	Awbrey Winckler, UTC	2001-03
9.	18	Stephanie Saylor, CofC	2010-13
10.	17	Melissa Laliberte, GSU	2006-08

COMPLETE GAMES			
No.	Name, school	Years	
1.	110	Lindsey Bert, FUR	2015-18
2.	98	Cristy Waring, MAR	1995-97
3.	89	Aimee Littlejohn, GSU	1999-02
4.	87	Rachael Stern, CofC	2003-05
5.	77	Mandi Dunn, GSU	1995-98
	77	Lana Mackey, FUR	2007-10
7.	76	Mollie Hanson, SAM	2013-16
	76	Vanessa Oakes, UNCG	2004-07
9.	75	Lacey Swarthout, UTC	2004-05
10.	74	Rachel Henley, FUR	2002-05

GAMES STARTED			
No.	Name, school	Years	
1.	137	Lindsey Bert, FUR	2015-18
2.	121	Alicia Bazonski, UNCG	2015-18
3.	119	Jordan Garrett, WCU	2012-15
4.	118	Vanessa Oakes, UNCG	2004-07
5.	117	Aimee Littlejohn, GSU	1999-02
6.	113	Rachel Henley, FUR	2002-05
	113	Terri Mesko, CofC	2007-10
8.	112	Brooke Loudermilk, UTC	2007-10
9.	111	Cristy Waring, MAR	1995-97
10.	109	Lana Mackey, FUR	2007-10
	109	Erin O'Shea, Elon	2009-12

APPEARANCES			
No.	Name, school	Years	
1.	165	Jordan Garrett, WCU	2012-15
2.	163	Taylor Deason, UTC	2012-15
3.	162	Lindsey Bert, FUR	2015-18
4.	151	Brooke Loudermilk, UTC	2007-10
5.	149	Alicia Bazonski, UNCG	2015-18
6.	145	Vanessa Oakes, UNCG	2004-07
7.	143	Rachel Henley, FUR	2002-05
8.	141	Lana Mackey, FUR	2007-10
9.	140	Amber Harrell, UNCG	2007-10
10.	138	Cristy Waring, MAR	1995-97

OPPONENTS BATTING AVERAGE			
Avg.	Name, school	Years	
1.	.177	Beth Alexander, UTC	2001-02
2.	.182	Sarah Purvis, GSU	2011-14
3.	.192	Brooke Loudermilk, UTC	2007-10
4.	.205	Rachael Stern, CofC	2003-05
5.	.207	Logan Free, GSU	2004-07
6.	.212	Amber Watson, UNCG	2001-03
7.	.213	Awbrey Winckler, UTC	2001-03

8.	.215	Stephanie Bryden, UNCG	2016-19
9.	.219	Lacey Swarthout, UTC	2004-05
10.	.221	Melissa Laliberte, GSU	2006-08

# RECORD BOOK

## SEASON INDIVIDUAL BATTING

BATTING AVERAGE (min. 75% of team games, 2.0 at bats/game)				
Avg	H-AB	Name, school	Year	
1. .450	85-189	Nina Iduate, GSU	2010	
2. .441	78-177	Allison DeVries, UTC	1999	
3. .4366	62-142	Sara Poteat, UTC	2012	
4. .4365	86-197	Megan Dowdy, SAM	2015	
5. .435	70-161	Julie Glasser, FUR	1997	
6. .423	90-213	Shelby Maze, SAM	2017	
7. .419	65-155	Tomeka Watson, ELON	2013	
8. .418	74-177	Lindsay Glover, APP	2006	
9. .416	84-202	Amanda Cone, CofC	2004	
10. .415	66-159	Jamie Brown, UTC	1996	

HITS				
No.	Name, school	Year		
1. 102	Shanita Black, GSU	2006		
2. 90	Shelby Maze, SAM	2017		
3. 86	Megan Dowdy, SAM	2015		
4. 85	Nina Iduate, GSU	2010		
5. 84	Amanda Cone, CofC	2004		
6. 83	Taylor Miller, MER	2015		
7. 82	Megan Dowdy, SAM	2016		
8. 81	Jacquie Rothey, CofC	2004		
9. 79	Taylor Miller, MER	2016		
10. 78	Allison DeVries, UTC	1999		
78	Amber Kiser, FUR	2006		

RUNS				
No.	Name, school	Year		
1. 66	Amanda Cone, CofC	2004		
2. 65	Jacquie Rothey, CofC	2004		
65	Shanita Black, GSU	2006		
4. 63	Lyndsey Stiles, UTC	2011		
5. 57	Lindsay Thomas, UNCG	2014		
6. 55	Leshe' Russell, CofC	2005		
55	Tara Temby, UTC	2005		
8. 52	Michelle Fuzzard, UTC	2012		
9. 51	Jennifer Hubbard, UNCG	2003		
51	Amber Shifflett, CofC	2007		

RBIs				
No.	Name, school	Year		
1. 74	Michelle Fuzzard, UTC	2011		
2. 67	Tiffany Baker, UTC	2011		
3. 66	Katelyn Bedwell, UNCG	2014		
4. 64	Amanda Cone, CofC	2004		
64	Jennifer Golden, CofC	2007		
6. 63	Michelle Fuzzard, UTC	2012		
7. 62	Kasey Tydingco, UTC	2012		
8. 61	Ashley Adams, WCU	2006		
61	Vivian Morimoto, UTC	2012		
61	Riley Carter, MER	2015		

HOME RUNS				
No.	Name, school	Year		
1. 21	Ashley Adams, WCU	2006		
2. 18	Megen Smith, GSU	2010		
18	Tiffany Baker, UTC	2011		
18	Erin Foster, WCU	2012		
5. 17	Amanda Cone, CofC	2004		
17	Jennifer Golden, CofC	2007		
17	Katie Boyd, APP	2009		
17	Lindsay Thomas, UNCG	2013		
17	Katelyn Bedwell, UNCG	2014		
17	Marissa Guimbarda, FUR	2019		
17	Marisa Sholtes, UNCG	2019		
10. 16	Allie Cashion, APP	2012		
16	Crystal Cyr, WCU	2016		
16	Michelle Fuzzard, UTC	2012		
16	Lindsay Thomas, UNCG	2016		
16	Marisa Sholtes, UNCG	2018		
16	Caroline Taylor, MER	2018		

DOUBLES				
No.	Name, school	Year		
1. 25	Megan Luring, UTC	1998		
2. 24	Megan Dowdy, SAM	2016		
3. 21	Lara Long, UNCG	1998		
21	Allison DeVries, UTC	1999		
5. 20	Amanda Cone, CofC	2004		
20	Melissa Ramirez, UTC	2003		
20	Julie Glasser, FUR	1996		
20	Dani Concepcion, ELON	2005		
20	Vivian Morimoto, UTC	2012		
10. 18	Lindsay Glover, APP	2005		
18	Leshe' Russell, CofC	2005		
18	Janine Sprague, ETSU	2004		
18	Jacquie Rothey, CofC	2004		
18	Melissa Ramirez, UTC	2004		
18	Sheri Russo, GSU	1996		
18	Cathy Frohnheiser, FUR	1994		
18	Debbie Ziegler, ELON	2007		
18	Allie Cashion, APP	2013		
18	Lindsay Thomas, UNCG	2016		
18	Tiffany Laughren, ETSU	2017		

TRIPLES				
No.	Name, school	Year		
1. 9	April Miller, UTC	1995		
2. 8	Teri Herbert, UTC	2004		
8	Jamie Rausch, FUR	1995		
8	Cathy Frohnheiser, FUR	1994		
8	Shanita Black, GSU	2006		
6. 7	Leah Tucker, UTC	2000		
7	Julie Glasser, FUR	1995		
7	Taylor Miller, MER	2015		
9. 6	Janine Sprague, ETSU	2005		
6	Shondra Schlichenmayer, CofC	2005		
6	Tara Temby, UTC	2005		
6	Janine Sprague, ETSU	2004		
6	Jennifer Hubbard, UNCG	2003		
6	Leah Tucker, UTC	2001		
6	Jessica Brown, UTC	1996		
6	Jessica Brown, UTC	1995		
6	Tara Tembey, UTC	2007		
6	Brittany Small, CofC	2008		
6	Sara Poteat, UTC	2013		
6	Caroline Cash, FUR	2018		
6	Cammy Pereira, FUR	2019		

BASES ON BALLS				
No.	Name, school	Year		
1. 64	Katie Boyd, APP	2009		
2. 59	Leslie Barron, UTC	2004		
3. 49	Allyson McCubbins, WCU	2006		
4. 47	Mackenzie Williams, GSU	2012		
5. 44	Katie Boyd, APP	2010		
6. 41	Mykeah Johnson, ETSU	2017		
7. 40	Tiffany Baker, UTC	2010		
40	Caitlin Bice, SAM	2016		
9. 39	Michelle Fuzzard, UTC	2012		
10. 38	Ashleigh Bull, UTC	2006		
38	Robyne Siliga, GSU	2008		

STOLEN BASES				
SB-A	Name, school	Year		
1. 49-52	Mary Greenway, UNCG	2008		
2. 41-46	Mary Greenway, UNCG	2007		
3. 39-#	Leigh Irwin, UNCG	2001		
39-41	Danielle Peters, APP	2007		
5. 38-44	Shanita Black, GSU	2006		
38-42	Meghan Rud, MER	2017		
7. 36-36	Leigh Irwin, UNCG	2000		
8. 35-44	LaKerah Barr, FUR	2004		
35-37	Lyndsey Stiles, UTC	2011		
10. 31-35	Amber Handy, APP	2004		
31-35	Jeannie Cochran, UTC	2007		
31-34	Meghan Rud, MER	2015		
31-34	Lauren Duggar, FUR	2018		

TOTAL BASES				
No.	Name, school	Year		
1. 155	Amanda Cone, CofC	2004		
2. 143	Katelyn Bedwell, UNCG	2014		
3. 142	Lindsay Thomas, UNCG	2016		
4. 140	Candace Johnson, FUR	2016		
5. 137	Erin Foster, WCU	2012		
6. 136	Allison DeVries, UTC	1999		
7. 135	Jennifer Golden, CofC	2007		
8. 133	Angela Brewer, UTC	2001		
9. 131	Melissa Ramirez, UTC	2003		
10. 129	Tiffany Baker, UTC	2011		

ON-BASE PERCENTAGE				
Pct.	Name, school	Year		
1. .590	Katie Boyd, APP	2009		
2. .543	Michelle Fuzzard, UTC	2012		
3. .527	Robyne Siliga, GSU	2009		
4. .522	Kristie Shifflett, CofC	2010		
5. .518	Katie Boyd, APP	2010		
6. .511	Tomeka Watson, ELON	2013		
.511	Jasmine Palmer, UNCG	2017		
8. .508	Amanda Cone, CofC	2004		
9. .500	Allison DeVries, UTC	1999		
.500	Robyne Siliga, GSU	2008		
.500	Vivian Morimoto, UTC	2011		

SLUGGING PERCENTAGE				
Pct.	Name, school	Year		
1. .879	Katie Boyd, APP	2009		
2. .846	Michelle Fuzzard, UTC	2012		
3. .836	Allie Cashion, APP	2012		
4. .811	Lindsay Thomas, UNCG	2016		
5. .792	Jessica Brown, UTC	1996		
6. .786	Katelyn Bedwell, UNCG	2014		
7. .768	Tomeka Watson, ELON	2013		
8. .767	Amanda Cone, CofC	2004		
9. .761	Marissa Guimbarda, FUR	2019		
10. .760	Lindsay Thomas, UNCG	2013		

# RECORD BOOK

## SEASON INDIVIDUAL PITCHING

### ERA

(1.0 inning per team game)

ERA	ER/Inn.	Name, school	Year
1.	0.88	26/206.0	Chrissy Hacker, FUR 2000
2.	0.94	21/155.2	Talya Trudell, UTC 2001
3.	1.00	30/209.2	Rachel Stern, CofC 2003
4.	1.07	31/202.2	Beth Alexander, UTC 2002
5.	1.10	37/171.1	Talya Trudell, UTC 1999
6.	1.13	23/135.0	Kenzie Kohler, CofC 2000
7.	1.17	28/167.0	Chrissy Hacker, FUR 2001
8.	1.19	23/135.0	Connie Ness, UTC 2000
9.	1.22	33/189.0	J.D. Staton, UTC 1997
10.	1.24	40/226.0	Aimee Littlejohn, GSU 2000

### INNINGS PITCHED

No.	Name, school	Year
1.	333.0	Lacey Swarthout, UTC 2004
2.	291.1	Cristy Waring, MAR 1997
3.	283.1	Rachel Stern, CofC 2005
4.	279.2	April Miller, UTC 1995
5.	269.2	Cristy Waring, MAR 1996
6.	265.1	Lacey Swarthout, UTC 2005
7.	264.2	Ashley Frizzell, UTC 2006
8.	263.2	Rachel Henley, FUR 2004
9.	259.1	Awbrey Winckler, UTC 2003
10.	259.0	Lindsey Bert, FUR 2018

### STRIKEOUTS

No.	Inn.	Name, school	Year
1.	353	259.0	Lindsey Bert, FUR 2018
2.	331	333.0	Lacey Swarthout, UTC 2004
3.	289	228.2	Brooke Loudermilk, UTC 2007
4.	288	215.2	Sarah Purvis, GSU 2014
5.	282	265.1	Lacey Swarthout, UTC 2005
6.	249	208.2	Sarah Purvis, GSU 2012
7.	246	217.1	Stephanie Bryden, UNCG 2019
7.	245	252.2	Lana Mackey, FUR 2008
8.	242	194.1	Brooke Loudermilk, UTC 2008
9.	238	183.1	Lana Mackey, FUR 2010
10.	224	259.1	Awbrey Winckler, UTC 2003
	224	178.2	Brooke Loudermilk, UTC 2010

### WINS

W-L	Name, school	Year
1.	32-11	Rachael Stern, CofC 2005
2.	30-11	Lacey Swarthout, UTC 2005
3.	28-18	Lacey Swarthout, UTC 2004
	28-9	Lindsey Bert, FUR 2018
4.	27-19	April Miller, UTC 1995
5.	26-5	Rachael Stern, CofC 2003
	26-10	Kirsten Stevens, MER 2015
7.	25-7	Beth Alexander, UTC 2002
	25-13	Christine Hornak, UNCG 1998
	25-11	Stephanie Bryden, UNCG 2019
9.	24-8	Beth Alexander, UTC 2001
	24-9	Taylor Deason, UTC 2012
11.	23-10	Mollie Hanson, SAM 2014
	23-10	Mollie Hanson, SAM 2016

### SAVES

No.	Name, school	Year
1.	11	Kandice Irwin, UTC 2010
2.	9	Stella Preston, MER 2017
3.	8	Maureen Flynn, UNCG 2002
	8	Kandice Irwin, UTC 2011
	8	Taylor Sigmon, WCU 2016
	8	Lynn Gardner, MER 2019
6.	7	Amy Robertson, UTC 1998
7.	6	Lacey Swarthout, UTC 2004
	6	Lauren Collier, FUR 2014
	6	Taylor Sigmon, WCU 2015
10.	5	Beth Alexander, UTC 2001
	5	Jennifer Lamb, ELON 2004
	5	Brooke Loudermilk, UTC 2008
	5	Brianna Streetmon, GSU 2010
	5	Meaghan Houston, FUR 2013
	5	Taylor Sigmon, WCU 2014

### SHUTOUTS

No.	Name, school	Year
1.	14	Lindsey Bert, FUR 2018
1.	12	Amy Robertson, UTC 1998
2.	11	Beth Alexander, UTC 2002
	11	Rachael Stern, CofC 2003
	11	Lacey Swarthout, UTC 2005
5.	10	Amy Jakubowski, FUR 1995
	10	April Miller, UTC 1995
	10	Cristy Waring, MAR 1996
	10	Talya Trudell, UTC 1999
	10	Chrissy Hacker, FUR 2000
	10	Beth Alexander, UTC 2001
	10	Lacey Swarthout, UTC 2004

### COMPLETE GAMES

No.	Name, school	Year
1.	41	Lacey Swarthout, UTC 2004
2.	36	Rachael Stern, CofC 2005
3.	35	Amy Jakubowski, FUR 1995
	35	Cristy Waring, MAR 1996
5.	34	Lacey Swarthout, CofC 2005
	34	Lindsey Bert, FUR 2018
6.	30	April Miller, UTC 1995
	30	Lindsey Bert, FUR 2015
	30	Kirsten Stevens, MER 2015
9.	29	Awbrey Winkler, UTC 2003
10.	28	Rachael Stern, CofC 2003
	28	Rachel Henley, FUR 2005
	28	Lana Mackey, FUR 2008
	28	Sarah Purvis, GSU 2014

### OPPONENTS BATTING AVERAGE

Avg.	Name, school	Year
1.	.152	Stephanie Bryden, UNCG 2018
2.	.159	Beth Alexander, UTC 1999
3.	.165	Chrissy Hacker, FUR 2000
4.	.167	Sarah Purvis, GSU 2012
5.	.172	Connie Ness, UTC 2000
6.	.175	Beth Alexander, UTC 2002
7.	.177	Brooke Loudermilk, UTC 2010
8.	.178	Sarah Purvis, GSU 2014
9.	.180	Beth Alexander, UTC 2001
10.	.182	Chrissy Hacker, FUR 2001
11.	.186	Talya Trudell, UTC 1999
	.186	Sarah Purvis, GSU 2013

# RECORD BOOK

## YEARLY LEADERS - INDIVIDUAL BATTING

### INDIVIDUAL BATTING

#### Batting average

(min. 75% of team games, 2.0 at bats/game)

Year	Name, school	Avg.
1994	Cathy Frohnheiser, FUR	.405
1995	Sheri Russo, GSU	.377
1996	Jessica Brown, UTC	.415
1997	Julie Glasser, FUR	.435
1998	Mandi Green, UTC	.400
1999	Allison DeVries, UTC	.438
2000	Leigh Irwin, UNCG	.332
2001	Angela Brewer, UTC	.383
2002	Melissa Ramirez, UTC	.396
2003	LaKerah Barr, FUR	.395
2004	Amanda Cone, CofC	.416
2005	Dani Concepcion, ELON	.368
2006	Lindsay Glover, APP	.418
2007	Jennifer Goldenm, CofC	.408
2008	Katie Boyd, APP	.386
2009	Katie Boyd, APP	.386
2010	Nina Iduate, GSU	.450
2011	Vivian Morimoto, UTC	.402
2012	Sara Poteat, UTC	.438
2013	Tomeka Watson, ELON	.419
2014	Katelyn Bedwell, UNCG	.401
2015	Megan Dowdy, SAM	.437
2016	Taylor Miller, MER	.414
2017	Shelby Maze, SAM	.423
2018	Shelby Maze, SAM	.399
2019	Danielle Castleberry, MER	.376
2020	Emily Coltharp, UTC	.415

#### Hits

Year	Name, school	Hits
1994	Cathy Frohnheiser, FUR	66
1995	Julie Glasser, FUR	69
1996	Julie Glasser, FUR	71
1997	Julie Glasser, FUR	70
1998	Allison DeVries, UTC	68
	Keri Meigs, UTC	68
1999	Allison DeVries, UTC	81
2000	Leigh Irwin, UNCG	71
2001	Angela Brewer, UTC	75
2002	Melissa Ramirez, UTC	74
2003	Melissa Ramirez, UTC	77
2004	Amanda Cone, CofC	84
2005	Dani Concepcion, ELON	74
2006	Shanita Black, GSU	102
2007	Paige Goss, ELON	73
	Jennifer Golden, CofC	73
2008	Tara Tembey, UTC	75
	Nina Iduate, GSU	75
2009	Lyndsey Stiles, UTC	58
2010	Nina Iduate, GSU	85
2011	Lyndsey Stiles, UTC	70
	Michelle Fuzzard, UTC	70
2012	Marie Fogle, GSU	73
2013	Tomeka Watson, ELON	65
2014	Katelyn Bedwell, UNCG	73
2015	Megan Dowdy, SAM	86
2016	Megan Dowdy, SAM	82
2017	Shelby Maze, SAM	90
2018	Shelby Maze, SAM	71
2019	Danielle Castleberry, MER	64
2020	Whitney Hinton, SAM	33

#### Runs

Year	Name, school	Runs
1994	Julie Glasser, FUR	35
1995	Jenny Swanson, UTC	39
1996	Julie Glasser, FUR	43
1997	Incomplete data	
1998	Keri Meigs, UTC	44
	Denise Posey, UTC	44
1999	Keri Meigs, UTC	53
2000	Leigh Irwin, UNCG	37
2001	Leah Tucker, UTC	45
2002	Melissa Ramirez, UTC	49
2003	Jennifer Hubbard, UNCG	51
2004	Amanda Cone, CofC	66
2005	Leshe' Russell, CofC	55
2006	Shanita Black, GSU	65
2007	Amber Shifflett, CofC	51
2008	Nina Iduate, GSU	41
	Aubrey Thweatt, GSU	41

2009	Katie Boyd, APP	46
2010	Tomeka Watson, ELON	47
	Emerald Graham, ELON	47
2011	Lyndsey Stiles, UTC	63
2012	Cheyenne Willis, UTC	52
	Michelle Fuzzard, UTC	52
2013	Lindsay Thomas, UNCG	49
2014	Lindsay Thomas, UNCG	57
2015	Meghan Rud, MER	50
2016	Lindsay Thomas, UNCG	53
2017	Meghan Rud, MER	43
2018	Marisa Sholtes, UNCG	49
	Jasmine Palmer, UNCG	49
2019	Micayla Rood, MER	48
2020	Danielle Castleberry, MER	20

#### RBIs

Year	Name, school	RBIs
1994	Cathy Frohnheiser, FUR	36
1995	Jeanne Noble, MAR	43
1996	Jessica Brown, UTC	46
1997	Julie Glasser, FUR	40
1998	Allison DeVries, UTC	40
1999	Allison DeVries, UTC	48
2000	Penny Thompson, UNCG	34
2001	Angela Brewer, UTC	55
2002	Jill Crawford, UTC	53
2003	Amanda Cone, CofC	53
2004	Amanda Cone, CofC	64
2005	Renee Francis, CofC	55
2006	Ashley Adams, WCU	61
2007	Jennifer Golden, CofC	64
2008	Jenny Side, GSU	55
2009	Amanda Hall, GSU	45
	Katie Boyd, APP	45
2010	Megen Smith, GSU	47
2011	Michelle Fuzzard, UTC	74
2012	Michelle Fuzzard, UTC	63
2013	Katelyn Bedwell, UNCG	52
2014	Katelyn Bedwell, UNCG	66
2015	Riley Carter, MER	61
2016	Crystal Cyr, WCU	50
2017	Quirisa Mauga, MER	44
2018	Marisa Sholtes, UNCG	54
2019	Marisa Sholtes, UNCG	48
2020	Whitney Hinton, SAM	20

#### Home runs

Year	Name, school	HRs
1994	Cathy Frohnheiser, FUR	7
1995	Jeanne Noble, MAR	8
	Julie Glasser, FUR	8
1996	Jessica Brown, UTC	11
1997	Jessica Brown, UTC	8
1998	Kami Tucker, UTC	8
1999	Megan Luring, UTC	9
2000	Jacklyn Mariner, CofC	5
	Kay Brittain, FUR	5
2001	Angela Brewer, UTC	14
2002	Amanda Cone, CofC	13
	Penny Thompson, UNCG	13
2003	Melissa Ramirez, UTC	12
2004	Amanda Cone, CofC	17
2005	Jayne Durand, CofC	12
2006	Ashley Adams, WCU	21
2007	Jennifer Golden, CofC	17
2008	Jenny Side, GSU	14
2009	Katie Boyd, APP	17
2010	Megen Smith, GSU	18
2011	Tiffany Baker, UTC	18
2012	Erin Foster, WCU	18
2013	Lindsay Thomas, UNCG	17
2014	Katelyn Bedwell, UNCG	17
2015	Nicole Osterman, UTC	12
	Kelsey Smith, ETSU	12
2016	Lindsay Thomas, UNCG	16
	Crystal Cyr, WCU	16
2017	Danielle Knoetze, ETSU	11
2018	Marisa Sholtes, UNCG	16
	Caroline Taylor, UNCG	16
2019	Marissa Guimbarda, FUR	17
	Marisa Sholtes, UNCG	17
2020	Kayleigh Willis, UNCG	7

#### Doubles

Year	Name, school	2Bs
1994	Cathy Frohnheiser, FUR	18
1995	Heather Michaelis, MAR	12
	Amy Jakubowski, FUR	12
	Aime Mitchell, FUR	12
1996	Julie Glasser, FUR	20
1997	Julie Glasser, FUR	17
1998	Megan Luring, UTC	25
1999	Allison DeVries, UTC	24
2000	Chrissy Bennett, UNCW	13
2001	Angela Brewer, UTC	16
2002	Stacie Cooper, GSU	15
	Kim Benningfield, UNCG	15
2003	Melissa Ramirez, UTC	20
2004	Amanda Cone, CofC	20
2005	Dani Concepcion, ELON	20
2006	Heather Smith, GSU	14
2007	Debbie Ziegler, ELON	18
2008	Michelle Fuzzard, UTC	14
	Shannon Howard, CofC	14
2009	Sam Russo, GSU	16
2010	Kristie Shifflett, CofC	16
2011	Carleigh Nester, ELON	16
2012	Vivian Morimoto, UTC	20
2013	Allie Cashion, APP	18
2014	Katelyn Bedwell, UNCG	17
	Lindsay Thomas, UNCG	17
2015	Sam Taylor, UTC	15
2016	Megan Dowdy, SAM	24
2017	Tiffany Laughren, ETSU	18
2018	Marisa Sholtes, UNCG	16
2019	Aly Walker, UTC	12
2020	Danielle Castleberry, MER	7
	Timberlyn Shurbutt, SAM	7

#### Triples

Year	Name, school	3Bs
1994	Cathy Frohnheiser, FUR	8
1995	April Miller, UTC	9
1996	Julie Glasser, FUR	5
	Jessica Brown, UTC	5
1997	Jennifer Miller, GSU	3
	Brandy Barber, UTC	3
	Julie Glasser, FUR	3
1998	Kay Brittain, FUR	4
	Jaclyn Kaylor, GSU	4
1999	Keri Meigs, UTC	5
	Leah Tucker, UTC	5
2000	Leah Tucker, UTC	7
2001	Leah Tucker, UTC	6
2002	Jill Crawford, UTC	4
2003	Jennifer Hubbard, UNCG	6
2004	Teri Herbert, UTC	8
2005	Janine Sprague, ETSU	6
	Shonrda Schlichenmayer, CofC	6
	Tara Tembey, UTC	6
2006	Shanita Black, GSU	8
2007	Tara Tembey, UTC	6
2008	Brittany Small, CofC	6
2009	Amanda Hall, GSU	4
2010	Amber Shifflett, CofC	5
2011	Lizzy Vaughn, CofC	5
	Lyndsey Stiles, UTC	5
2012	Cheyenne Willis, UTC	4
2013	Sara Poteat, UTC	6
2014	Tatiana Alcalá, UNCG	4
	Karley Harkey, WCU	4
2015	Taylor Miller, MER	7
2016	Meghan Rud, MER	4
	Callie Brister, SAM	
	Megan Dowdy, SAM	4
2017	Shelby Maze, SAM	5
2018	Caroline Cash, FUR	6
2019	Cammy Pereira, FUR	6
2020	Allie Jones, MER	3

#### Bases on balls

Year	Name, school	BBs
1994	Julie Glasser, FUR	23
1995	Heather Michaelis, MAR	35
1996	Stacey Soltis, FUR	28
1997	Incomplete data	
1998	Judy Baker, UNCG	27
1999	Megan Luring, UTC	31



# RECORD BOOK

## YEARLY LEADERS - INDIVIDUAL BATTING/PITCHING

2000	Angela Brewer, UTC	30
2001	Angela Brewer, UTC	31
2002	Jada Pescatore, UTC	26
2003	Jennifer Reed, UTC	26
	Sam Steiner, GSU	26
2004	Leslie Barron, UTC	59
2005	Kelly Allen, UNCG	33
2006	Allyson McCubbins, WCU	49
2007	Savannah Filley, WCU	36
2008	Robyne Siliga, GSU	38
2009	Katie Boyd, APP	64
2010	Katie Boyd, APP	44
2011	Katie Boyd, APP	37
2012	Mackenzie Williams, GSU	47
2013	Lindsay Thomas, UNCG	35
	Kourtney Thomas, GSU	35
2014	Kourtney Thomas, GSU	39
2015	Meghan Rud, MER	34
2016	Caitlin Bice, SAM	40
2017	Mykeah Johnson, ETSU	41
2018	Marisa Sholtes, UNCG	33
2019	Gabi Howard, UNCG	37
2020	Delaney Cumbie, UNCG	21

### Stolen bases

Year	Name, school	SBs
1994	Carrie Hinkle, MAR	16
1995	Stefanie Cook, MAR	23
1996	Carrie Hinkle, MAR	22
1997	Ashley Flemming, GSU	24
1998	Jennifer Harris, GSU	18
1999	Jaclyn Kaylor, GSU	28
2000	Leigh Irwin, UNCG	36
2001	Leigh Irwin, UNCG	39
2002	Kim Benningfield, UNCG	22
	Brooke Flowers, CofC	22
2003	Candice Shelton, APP	23
2004	LaKerah Barr, FUR	35
2005	Danielle Spetar, ETSU	28
2006	Shanita Black, GSU	44
2007	Mary Greenway, UNCG	41
2008	Mary Greenway, UNCG	49
2009	Sarah Rappe, APP	29
2010	Sarah Rappe, APP	29
2011	Lyndsey Stiles, UTC	35
2012	Tomeka Watson, ELON	37
2013	Tomeka Watson, ELON	25
2014	Megan Dowdy, SAM	22
2015	Meghan Rud, MER	31
2016	Taylor Miller, MER	26
2017	Meghan Rud, MER	38
2018	Lauren Duggar, FUR	31
2019	Kelly Warren, ETSU	18
2020	Allie Jones, MER	18

### Total bases

Year	Name, school	TBs
1994	Cathy Frohnheiser, FUR	121
1995	Julie Glasser, FUR	118
1996	Julie Glasser, FUR	128
1997	Julie Glasser, FUR	108
1998	Lara Long, UNCG	105
1999	Allison DeVries, UTC	135
2000	Leah Tucker, UTC	97
2001	Angela Brewer, UTC	133
2002	Jill Crawford, UTC	122
2003	Melissa Ramirez, UTC	133
2004	Amanda Cone, CofC	155
2005	Leshe' Russell, CofC	118
2006	Ashley Adams, WCU	124
2007	Jennifer Golden, CofC	135
2008	Tara Tembey, UTC	113
	Jenny Side, GSU	113
2009	Katie Boyd, APP	116
2010	Megen Smith, GSU	119
2011	Tiffany Baker, UTC	129
2012	Erin Foster, WCU	137
2013	Lindsay Thomas, UNCG	127
2014	Katelyn Bedwell, UNCG	143
2015	Riley Carter, MER	116
2016	Lindsay Thomas, UNCG	142
2017	Danielle Knoetze, ETSU	112
2018	Marisa Sholtes, UNCG	127
2019	Marissa Guimbarda, FUR	108
	Marisa Sholtes, UNCG	108

2020	Whitney Hinton, SAM	52
<b>On-base percentage</b>		
Year	Name, school	OB %
1994	Heather Michaelis, MAR	.442
1995	Sheri Russo, GSU	.477
1996	Julie Glasser, FUR	.468
1997	Incomplete data	
1998	Allison DeVries, UTC	.465
1999	Allison DeVries, UTC	.500
2000	Angela Brewer, UTC	.379
2001	Angela Brewer, UTC	.468
2002	Melissa Ramirez, UTC	.469
2003	Amanda Cone, CofC	.475
2004	Amanda Cone, CofC	.508
2005	Danielle Concepcion, ELON	.450
2006	Lindsay Glover, APP	.483
2007	Jennifer Golden, CofC	.495
2008	Robyne Siliga, GSU	.500
2009	Katie Boyd, APP	.590
2010	Kristie Shifflett, CofC	.522
2011	Vivian Morimoto, UTC	.500
2012	Michelle Fuzzard, UTC	.543
2013	Tomeka Watson, ELON	.511
2014	Nicole Thomas, UNCG	.489
2015	Nicole Thomas, UNCG	.483
2016	Lindsay Thomas, UNCG	.480
2017	Jasmine Palmer, UNCG	.511
2018	Marisa Sholtes, UNCG	.481
2019	Delaney Cumbie, UNCG	.483
2020	Emily Coltharp, UTC	.519

### Slugging percentage

Year	Name, school	SLUG %
1994	Cathy Frohnheiser, FUR	.742
1995	Julie Glasser, FUR	.641
1996	Jessica Brown, UTC	.792
1997	Jessica Brown, UTC	.705
1998	Megan Luring, UTC	.655
1999	Allison DeVries, UTC	.731
2000	Jacklyn Mariner, CofC	.447
2001	Angela Brewer, UTC	.679
2002	Jill Crawford, UTC	.678
2003	Jennifer Hubbard, UNCG	.695
2004	Amanda Cone, CofC	.767
2005	Kelly Allen, UNCG	.564
2006	Ashley Adams, WCU	.685
2007	Jennifer Golden, CofC	.754
2008	Katie Boyd, APP	.682
2009	Katie Boyd, APP	.879
2010	Megen Smith, GSU	.696
2011	Tiffany Baker, UTC	.754
2012	Michelle Fuzzard, UTC	.846
2013	Tomeka Watson, ELON	.768
2014	Katelyn Bedwell, UNCG	.786
2015	Sarah Beth Roberts, UTC	.690
2016	Lindsay Thomas, UNCG	.811
2017	Danielle Knoetze, ETSU	.629
2018	Marisa Sholtes, UNCG	.730
2019	Marissa Guimbarda, FUR	.761
2020	Samantha Lagrama, UNCG	.735

### INDIVIDUAL PITCHING

ERA	(Min. 1.0 IP/Team Game)	ERA
Year	Name, school	ERA
1994	April Miller, UTC	1.82
1995	Amy Jakubowski, FUR	1.38
1996	Vanessa Fawcett, GSU	1.26
1997	JD Staton, UTC	1.22
1998	Amy Robertson, UTC	1.53
1999	Talya Trudell, UTC	1.23
2000	Chrissy Hacker, FUR	0.88
2001	Talya Trudell, UTC	0.94
2002	Beth Alexander, UTC	1.07
2003	Rachael Stern, CofC	1.00
2004	Rachael Stern, CofC	1.44
2005	Rachael Stern, CofC	1.83
2006	Melissa Laliberte, GSU	1.90
2007	Brooke Loudermilk, UTC	2.30
2008	Brooke Loudermilk, UTC	1.87
2009	Brooke Loudermilk, UTC	1.92
2010	Kandice Irwin, UTC	1.47
2011	Hannah Dow, APP	1.81
2012	Sarah Purvis, GSU	1.54

2013	Mollie Hanson, SAM	1.76
2014	Mollie Hanson, SAM	1.44
2015	Jordan Garrett, WCU	2.26
2016	Emily Demonte, FUR	2.39
2017	Lindsey Bert, FUR	2.10
2018	Stephanie Bryden, UNCG	1.49
2019	Allison Swinford, UTC	1.92
2020	Celie Hudson, UTC	1.92

### Wins

Year	Name, school	Wins
1994	Kim Currier, FUR	20
1995	April Miller, UTC	27
1996	Cristy Waring, MAR	22
1997	Cristy Waring, MAR	22
1998	Christine Hornak, UNCG	25
1999	Talya Trudell, UTC	21
2000	Chrissy Hacker, FUR	17
2001	Beth Alexander, UTC	24
2002	Beth Alexander, UTC	25
2003	Rachel Stern, CofC	26
2004	Lacey Swarthroat, UTC	28
2005	Rachael Stern, CofC	32
2006	Mendy McKenzie, WCU	22
2007	Brooke Loudermilk, UTC	22
2008	Melissa Laliberte, GSU	19
2009	Brianna Streetmon, GSU	17
2010	Brianna Streetmon, GSU	19
2011	Michelle Fuzzard, UTC	18
2012	Taylor Deason, UTC	24
2013	Hope Klicker, CofC	20
	Alissa Schoelkopf, APP	20
2014	Mollie Hanson, SAM	23
2015	Kirsten Stevens, MER	26
2016	Mollie Hanson, SAM	23
2017	Lindsey Bert, FUR	18
	Alicia Bazonski, UNCG	18
2018	Lindsey Bert, FUR	28
2019	Stephanie Bryden, UNCG	25
2020	Morgan Scott, UNCG	8

### Strikeouts

Year	Name, school	Ks
1994	Kim Currier, FUR	201
1995	Amy Jakubowski, FUR	180
1996	Cristy Waring, MAR	197
1997	Cristy Waring, MAR	197
1998	Chrissy Hacker, FUR	137
	Christine Hornak, UNCG	137
1999	Beth Alexander, UTC	230
2000	Aimee Littlejohn, GSU	144
2001	Beth Alexander, UTC	222
2002	Beth Alexander, UTC	197
2003	Awbrey Winckler, UTC	224
2004	Lacey Swarthroat, UTC	331
2005	Lacey Swarthroat, UTC	282
2006	Ashley Frizzell, UTC	213
2007	Brooke Loudermilk, UTC	289
2008	Lana Mackey, FUR	245
2009	Lana Mackey, FUR	171
2010	Lana Mackey, FUR	238
2011	Allie Miles, GSU	170
2012	Sarah Purvis, GSU	249
2013	Jordan Garrett, WCU	223
2014	Sarah Purvis, GSU	288
2015	Kirsten Stevens, MER	221
2016	Taylor Sigmon, WCU	202
2017	Lindsey Bert, FUR	197
2018	Lindsey Bert, FUR	353
2019	Stephanie Bryden, UNCG	246
2020	Morgan Scott, UNCG	106

### Saves

Year	Name, school	Saves
1994	Kim Currier, FUR	2
	Carrie Collins, GSU	2
1995	Cristy Waring, MAR	3
1996	Cristy Waring, MAR	2
	Vanessa Fawcett, GSU	2
1997	Ashley Rayl, FUR	2
	JD Staton, UTC	2
	Cristy Waring, MAR	2
1998	Amy Robertson, UTC	7
1999	Corianne Rogalsky, UTC	4
2000	Missy Baldwin, FUR	4







# RECORD BOOK

## YEARLY LEADERS - TEAM PITCHING

2007	College of Charleston	.396
2008	Elon	.360
2009	College of Charleston	.368
2010	College of Charleston	.362
2011	Chattanooga	.422
2012	Chattanooga	.414
2013	UNCG	.365
2014	UNCG	.400
2015	UNCG	.405
2016	Samford	.384
2017	UNCG	.374
2018	UNCG	.376
2019	Chattanooga	.365
2020	UNCG	.364

### Slugging percentage

Year	School	SLUG %
1994	Chattanooga	.360
1995	Chattanooga	.405
1996	Chattanooga	.431
1997	Incomplete data	
1998	Chattanooga	.483
1999	Chattanooga	.430
2000	UNCG	.328
2001	Chattanooga	.409
2002	Chattanooga	.415
2003	UNCG	.461
2004	College of Charleston	.478
2005	College of Charleston	.446
2006	Western Carolina	.476
2007	College of Charleston	.456
2008	Chattanooga	.419
2009	Georgia Southern	.435
2010	Elon	.430
2011	Chattanooga	.518
2012	Chattanooga	.564
2013	UNCG	.422
2014	UNCG	.487
2015	UNCG	.470
2016	Samford	.498
2017	UNCG	.449
2018	UNCG	.447
2019	UNCG	.438
2020	UNCG	.428

### Sacrifice bunts

Year	School	S
1994	Furman	51
1995	Chattanooga	52
1996	Furman	44
1997	Incomplete data	
1998	Chattanooga	53
1999	Chattanooga	59
2000	College of Charleston	80
2001	College of Charleston	76
2002	Chattanooga	83
2003	Chattanooga	90
2004	Furman	94
2005	Furman	65
2006	Furman	72
2007	Chattanooga	55
2008	Georgia Southern	79
2009	Furman	60
2010	Elon	47
2011	College of Charleston	62
2012	College of Charleston	77
2013	College of Charleston	58
2014	Georgia Southern	36
2015	Western Carolina	35
2016	Chattanooga	42
2017	Mercer	55
2018	Chattanooga	56
2019	Chattanooga	53
2020	Chattanooga	22

### Sacrifice flies

Year	School	SF
1994	Chattanooga	12
1995	Chattanooga	14
1996	Chattanooga	24
1997	Incomplete data	
1998	Chattanooga	22

1999	Chattanooga	17
2000	Chattanooga	12
2001	Chattanooga	13
	UNC Wilmington	13
2002	Chattanooga	8
	UNCG	8
2003	College of Charleston	17
2004	Chattanooga	15
	College of Charleston	15
2005	Chattanooga	14
	College of Charleston	14
2006	College of Charleston	15
2007	College of Charleston	18
2008	Chattanooga	12
	College of Charleston	12
2009	College of Charleston	13
2010	College of Charleston	15
2011	College of Charleston	24
2012	Chattanooga	20
2013	UNCG	16
2014	UNCG	12
2015	Chattanooga	18
2016	Mercer	13
	Western Carolina	13
2017	Mercer	18
2018	UNCG	15
2019	Chattanooga	20
2020	UNCG	7

### TEAM PITCHING

Year	School	ERA
1994	Furman	1.98
1995	Chattanooga	1.84
1996	Marshall	1.68
1997	Chattanooga	1.58
1998	Chattanooga	1.82
1999	Georgia Southern	1.42
2000	Furman	1.30
2001	Chattanooga	1.24
2002	Chattanooga	1.50
2003	College of Charleston	1.43
2004	Georgia Southern	1.78
2005	College of Charleston	2.08
2006	Georgia Southern	2.72
2007	Chattanooga	2.47
2008	Georgia Southern	2.22
2009	Appalachian State	2.88
2010	Chattanooga	1.97
2011	College of Charleston	2.29
2012	Georgia Southern	1.68
2013	Furman	2.27
2014	Chattanooga	1.99
2015	Chattanooga	2.92
2016	Samford	3.22
2017	Furman	2.60
2018	UNCG	2.06
2019	Chattanooga	2.34
2020	Chattanooga	3.04

### Wins

Year	School	Wins
1994	Furman	33
1995	Furman	32
1996	Marshall	38
1997	Marshall	36
1998	Chattanooga	47
1999	Chattanooga	48
2000	Chattanooga	47
2001	Chattanooga	49
2002	Chattanooga	44
2003	College of Charleston	45
2004	Chattanooga	45
2005	College of Charleston	53
2006	Western Carolina	41
2007	Chattanooga	35
2008	Chattanooga	41
2009	Georgia Southern	29
2010	Chattanooga	39
2011	Chattanooga	44
2012	Georgia Southern	42
2013	UNCG	38
2014	Samford	37
2015	Mercer	37
2016	Samford	40

2017	Furman	31
2018	UNCG	46
2019	Chattanooga	37
2020	UNCG	14

### Strikeouts

Year	School	Ks
1994	Furman	344
1995	Furman	239
1996	Marshall	261
1997	Incomplete data	
1998	Furman	271
1999	Chattanooga	467
2000	Chattanooga	404
2001	Chattanooga	425
2002	Chattanooga	386
2003	Chattanooga	358
2004	Chattanooga	405
2005	Chattanooga	429
2006	Chattanooga	377
2007	Chattanooga	475
2008	Chattanooga	441
2009	Chattanooga	333
2010	Chattanooga	409
2011	Georgia Southern	335
	College of Charleston	335
2012	Georgia Southern	393
2013	Georgia Southern	396
2014	Georgia Southern	442
2015	Western Carolina	351
2016	Western Carolina	386
2017	Furman	301
2018	Furman	404
2019	UNCG	351
2020	UNCG	152

### Saves

Year	School	Saves
1994	Furman	2
	Georgia Southern	2
1995	Marshall	4
1996	Chattanooga	3
1997	Incomplete data	
1998	Chattanooga	8
1999	Chattanooga	7
2000	Chattanooga	9
2001	Chattanooga	9
2002	UNCG	9
2003	ETSU	5
2004	Chattanooga	6
2005	ETSU	5
	Georgia Southern	5
	College of Charleston	5
2006	Appalachian State	6
2007	College of Charleston	4
2008	Chattanooga	7
2009	Chattanooga	6
2010	Chattanooga	12
2011	Chattanooga	10
2012	Western Carolina	8
2013	UNCG	7
2014	Chattanooga	7
	Furman	7
2015	Samford	6
	Western Carolina	6
2016	ETSU	11
2017	ETSU	13
2018	Chattanooga	8
2019	Mercer	8
2020	ETSU	2

### Shutouts

Year	School	ShO
1994	Furman	13
1995	Furman	14
1996	Georgia Southern	14
	Marshall	14
1997	Incomplete data	
1998	Chattanooga	19
1999	Chattanooga	22
2000	Chattanooga	23
2001	Chattanooga	27
2002	Chattanooga	20
2003	College of Charleston	16
2004	Chattanooga	17





# RECORD BOOK

## YEARLY LEADERS - TEAM PITCHING

2013	Furman	172
2014	Georgia Southern	138
2015	Chattanooga	192
2016	ETSU	196
2017	Furman	169
2018	UNCG	146
2019	Chattanooga	151
2020	UNCG	78

### Most runs allowed

Year	School	R
1994	Furman	185
1995	Marshall	231
1996	Furman	328
1997	Furman	217
1998	Furman	241
	Georgia Southern	241
1999	College of Charleston	243
2000	UNC Wilmington	255
2001	UNC Wilmington	268
2002	ETSU	274
2003	UNC Wilmington	263
2004	Furman	270
2005	Furman	300
2006	Furman	308
2007	Appalachian State	293
2008	Western Carolina	316
2009	Western Carolina	292
2010	Western Carolina	393
2011	Samford	322
2012	Samford	318
2013	Western Carolina	269
2014	UNCG	278
2015	ETSU	306
2016	Mercer	296
2017	Chattanooga	325
2018	Samford	333
2019	Furman	333
2020	Mercer	156

### Fewest bases on balls

Year	School	BB
1994	Chattanooga	76
1995	Chattanooga	72
1996	Georgia Southern	80
1997	Incomplete data	
1998	Chattanooga	87
1999	Furman	97
2000	UNCG	94
2001	Appalachian State	67
2002	Furman	93
2003	College of Charleston	76
2004	Chattanooga	94
2005	ETSU	106
2006	Western Carolina	133
2007	UNCG	135
2008	Chattanooga	146
2009	Western Carolina	103
2010	Appalachian State	99
2011	Chattanooga	93
2012	College of Charleston	86
2013	College of Charleston	92
2014	Chattanooga	106
2015	Mercer	112
2016	ETSU	106
2017	Furman	132
2018	Furman	96
2019	UNCG	103
2020	Western Carolina	52

### Most bases on balls

Year	School	BB
1994	Furman	86
1995	Marshall	119
1996	Furman	133
1997	Incomplete data	
1998	Georgia Southern	149
1999	College of Charleston	167
2000	Georgia Southern	142
2001	UNC Wilmington	157
2002	UNCG	153
2003	Furman	158
2004	Furman	197
2005	Furman	196
2006	Georgia Southern	244

2007	Georgia Southern	236
2008	Georgia Southern	199
2009	UNCG	221
2010	UNCG	189
2011	UNCG	245
2012	UNCG	211
2013	Appalachian State	188
2014	UNCG	233
2015	Western Carolina	201
2016	Western Carolina	203
2017	Chattanooga	220
2018	Chattanooga	198
2019	ETSU	195
2020	Samford	93

### Fewest home runs allowed

Year	School	HR
1994	Chattanooga	1
1995	Marshall	5
	Chattanooga	5
1996	Marshall	7
1997	Incomplete data	
1998	Chattanooga	4
1999	Furman	10
	College of Charleston	10
2000	College of Charleston	5
2001	Furman	9
2002	Furman	6
2003	College of Charleston	13
2004	Furman	20
2005	Georgia Southern	21
2006	Elon	27
2007	Georgia Southern	22
2008	Elon	18
2009	Furman	20
2010	College of Charleston	16
2011	College of Charleston	25
	Appalachian State	25
2012	Furman	25
2013	Furman	20
2014	Samford	25
2015	Chattanooga	17
2016	Chattanooga	33
2017	Furman	28
2018	Chattanooga	24
2019	Chattanooga	25
2020	ETSU	8

### Most home runs allowed

Year	School	HR
1994	Furman	6
1995	Georgia Southern	12
1996	Furman	13
1997	Incomplete data	
1998	Furman	14
1999	UNCG	20
2000	UNCG	20
	UNC Wilmington	20
2001	UNC Wilmington	28
2002	UNCG	32
2003	Appalachian State	37
2004	Appalachian State	37
2005	Elon	58
2006	Chattanooga	46
2007	Appalachian State	56
2008	College of Charleston	39
2009	Elon	40
2010	Western Carolina	52
2011	Samford	65
2012	Samford	56
2013	Appalachian State	44
2014	Elon	39
	Western Carolina	39
2015	ETSU	70
2016	Mercer	76
2017	Samford	61
2018	Samford	53
2019	Mercer	75
2020	Mercer	42

**NOTE:** 2020 season canceled midway through due to COVID-19.



# RECORD BOOK

## INDIVIDUAL TOURNAMENT RECORDS

### Individual game batting

**Most at-bats:** 6, Lyndsey Stiles (UTC) vs. UNCG, 2011; Christina Elmore (UNCW) vs. Furman, 2003

**Most runs:** 3, Ashlyn Barnes and Lexie Higgins (SAM) vs. Mercer, 2018; Caroline Cash (FUR) vs. Chattanooga, 2018; Seara Bishop (FUR) vs. Western Carolina, 2016; Natalie Shiver (MER) vs. UNCG, 2015; Michelle Fuzzard (UTC) vs. Elon, 2012; Kelsey Hodgson (CofC) vs. Samford, 2011; Sam Steiner (GSU) vs. College of Charleston, 2006; Melissa Ramirez (UTC) vs. ETSU, 2003; Sheryl Clark (ETSU) vs. College of Charleston, 2002; Leah Tucker (UTC) vs. College of Charleston, 1999; Jeanne Noble (MAR) vs. Furman, 1995; Julie Glaser (FUR) vs. Chattanooga, 1995

**Most hits:** 5, Tara Tembey (UTC) vs. College of Charleston, 2005

**Most RBIs:** 6, Amanda Beltran (UTC) vs. Western Carolina, 2016

**Most doubles:** 2, on 28 occasions: most recently, Amanda Beltran (UTC) vs. Furman, 2016; Katie Corum (UTC) vs. Furman, 2016; Seara Bishop (FUR) vs. Mercer, 2016; Callie Brister (SAM), 2016

**Most triples:** 1, on 45 occasions: most recently, Megan Lane (MER) vs. ETSU, 2019; Erica Hayes (WCU) vs. Samford, 2019; Hayleigh Weissenbach (UTC) vs. Mercer, 2019; Erica Hayes (WCU) vs. Chattanooga, 2019

**Most home runs:** 2, Ashley Conner (UTC) vs. Samford, 2017; Amanda Beltran (UTC) vs. Western Carolina, 2016; Abbie Miranda (SAM) vs. UNCG, 2016; Lindsay Thomas (UNCG) vs. Georgia Southern, 2014; Lindsay Thomas (UNCG) vs. Elon, 2014; Lindsay Thomas (UNCG) vs. Samford, 2013; Shelby Scott (SAM) vs. UNCG, 2012; Tara Tembey (UTC) vs. Georgia Southern, 2008; Sam Steiner (GSU) vs. College of Charleston, 2006; Megan Borggaard (Elon) vs. ETSU, 2005; Lindsay Lane (ETSU) vs. College of Charleston, 2002

**Most stolen bases:** 3, Megan Rembielak (APP) vs. College of Charleston, 2011; Natalie Willis (APP) vs. Georgia Southern, 2005; Wendy Lewis (APP) vs. UNCG, 2004

**Highest batting average (Min. 4 ABs):** 1.000 (5-for-5), Tara Tembey (UTC) vs. College of Charleston, 2005; (4-for-4), Kasey Tydingco (UTC) vs. UNCG, 2011; Shanita Black (GSU) vs. Chattanooga, 2006; Stephanie Cushing (FUR) vs. Chattanooga, 2006

**Most walks:** 4, Katie Boyd (APP) vs. Furman, 2008

### Individual game pitching

**Most innings pitched:** 11.0, Sarah Purvis (GSU) vs. UNCG, 2013; Brooke Red (GSU) vs. CofC, 2013; Terri Mesko (CofC) vs. Appalachian State, 2007

**Fewest hits (min. 7 inn.):** 0, Mollie Hanson (SAM) vs. UNCG, 2016; Kirsten Stevens (MER) vs. FUR, 2015; Sarah Purvis (GSU) vs. Elon, 2014

**Most strikeouts:** 15, Katie Henderson (UTC) vs. Appalachian State, 2014; Allie Miles (GSU) vs. Appalachian State, 2011

**Fewest walks (min. 7 inn.):** 0, on 38 occasions: most recently, Taylor Boling (ETSU) vs. Mercer, 2019; Lindsey Bert (FUR) vs. ETSU, 2018; Lindsey Bert (FUR) vs. Samford, 2018; Alicia Bazonski (UNCG) vs. Mercer, 2017

**Most consecutive scoreless innings:** 11.0, Lindsey Fadnek (ETSU), 2017

### Individual tournament batting

**Most at-bats:** 27, Tara Tembey (UTC), 2008; Lindsey Hopkins (GSU), 2007

**Most hits:** 13, Seara Bishop (FUR), 2016; Shanita Black (GSU), 2006

**Most Runs:** 8, Seara Bishop (FUR), 2016

**Most doubles:** 3, Halie Williamson (UTC), 2019; Seara Bishop (FUR), 2016; Abbie Miranda (SAM), 2015; Lexi Allen (GSU), 2013; Amanda Lonergan (CofC), 2012; Heather Smith (GSU), 2007; Amber Nelson (FUR), 2005; Melissa Ramirez (UTC), 2005; Melissa Creeger (CofC), 2003; Allison DeVries (UTC), 1999; Allison DeVries (UTC), 1997

**Most triples:** 2, Erica Hayes (WCU), 2019; Amelia Griffin (WCU), 2014; Melissa Ramirez (UTC), 2005; Shanita Black (GSU), 2005;

**Most home runs:** 5, Lindsay Thomas (UNCG), 2014

**Most RBIs:** 12, Candace Johnson (FUR), 2016

**Highest batting average (Min. 10 AB):** .733 (11-for-15), Melissa Ramirez (UTC), 2003

**Most stolen bases:** 7, Shanita Black (GSU), 2006

**Most walks:** 11, Gina Sterchi (GSU), 2006

### Individual tournament pitching

**Most appearances:** 7, Brooke Loudermilk (UTC), 2008; Logan Free (GSU), 2007

**Most wins:** 5, Brooke Loudermilk (UTC), 2008

**Most innings pitched:** 35.2, Brooke Loudermilk (UTC), 2008

**Lowest ERA (min. 7 inn.):** 0.00, Annalyn Yantis (SAM), 2019 (7.0 IP); Awbrey Winckler (UTC), 2003 (25.0 IP); Kayla Richardson (APP), 2009 (17.1 IP); Tayla Trudell (UTC), 2001 (14.0 IP); Rachel Henley (FUR), 2003 (11.1 IP); Brooke Red (GSU), 2013 (11.0 IP); Amber Watson (UNCG), 2003 (10.0 IP); Janice Savage (GSU), 2003 (9.1 IP); A.J. Street (GSU), 2005 (7.0 IP); Jennifer Miller (GSU), 1999 (7.0 IP)

**Fewest hits (min. 7 inn.):** 2, Logan Free (GSU), 2004 (7.0 IP)

**Most strikeouts:** 48, Brooke Loudermilk (UTC), 2008 (35.2 IP)

**Fewest walks (min. 7 inn.):** 0, Mollie Hanson (SAM), 2016 (22.0 IP); Amber Harrell (UNCG), 2010 (19.0 IP); Logan Free (GSU), 2004 (7.0 IP); Brooke Red (GSU), 2013 (11.0 IP)

**Most consecutive scoreless innings:** 24.2, Raeanne Hanks (UNCG), 2013

**Most saves:** 2, Stella Preston (MER), 2017; Megan Smith (GSU), 2008; Tayla Trudell (UTC), 2000

# RECORD BOOK

## TEAM TOURNAMENT RECORDS

### Team game batting

- Most at-bats:** 44, Chattanooga vs Georgia Southern, 1996 (9 inn.)
- Most runs:** 15, College of Charleston vs. Appalachian State, 2003
- Most hits:** 20, Chattanooga vs. UNCG, 2011
- Most hits by a losing team:** 15, UNC Wilmington vs. UNCG, 2000
- Most runs by a losing team:** 8, Chattanooga vs. Samford 9, 2017
- Most doubles:** 6, Furman vs. Georgia Southern, 2009
- Most triples:** 2, Chattanooga vs. College of Charleston, 2005
- Most home runs:** 4, Georgia Southern vs. College of Charleston, 2012
- Most RBIs:** 12, UNCG vs. Samford, 2013; Chattanooga vs. UNCG, 2011; College of Charleston vs. Appalachian State, 2003
- Most stolen bases:** 7, Appalachian State vs. UNCG, 2004
- Most walks:** 8, Furman vs. Western Carolina, 2017; Samford vs. Chattanooga, 2017; Chattanooga vs. Western Carolina, 2016
- Most left on base:** 14, Elon vs. UNCG, 2014

### Team game pitching

- Most innings pitched:** 11.0, Georgia Southern vs. College of Charleston, 2013; Georgia Southern vs. UNCG, 2013; College of Charleston vs. Appalachian State, 2007; Furman vs. UNC Wilmington, 2003; UNC Wilmington vs. Furman, 2003; Chattanooga vs Georgia Southern, 1996
- Most strikeouts:** 15, Chattanooga vs. Appalachian State, 2014; Georgia Southern vs. Appalachian State, 2011
- Most consecutive scoreless innings:** 11.0, Georgia Southern vs. UNCG, 2013
- Fewest hits:** 0, Mercer vs. Furman, 2015 (7 inn.); Georgia Southern vs. Elon, 2014 (7 inn.); Chattanooga vs. College of Charleston, 1999 (5 inn.); Samford vs. UNCG, 2016 (7 inn.)

### Team tournament batting

- Most at-bats:** 208, Georgia Southern, 2007
- Most hits:** 60, Chattanooga, 2008
- Most runs:** 34, Chattanooga, 2008
- Most doubles:** 12, College of Charleston, 2012
- Most triples:** 3, Chattanooga, 2005
- Most home runs:** 10, Georgia Southern, 2012
- Most RBIs:** 34, Chattanooga, 2008
- Most stolen bases:** 16, Appalachian State 2004
- Most walks:** 31, Georgia Southern, 2006

### Team tournament pitching

- Best ERA:** 0.00, Furman, 1998 (0 ER/12.0 inn)
- Fewest runs allowed:** 1, Chattanooga, 2001; Chattanooga, 1997; Furman, 1994
- Most complete games:** 5, Mercer, 2015; Georgia Southern, 2013; Georgia Southern, 2006
- Most strikeouts:** 57, Chattanooga, 2008
- Most consecutive scoreless innings:** 24.2, Chattanooga, 2001
- Most saves:** 2, Mercer, 2017; Georgia Southern, 2008; Chattanooga, 2000
- Most shutouts pitched:** 4, Chattanooga, 2000

### Tournament game - two teams

- Most runs:** 18, ETSU vs. College of Charleston, 2002
- Most hits:** 24, Elon vs. UNCG, 2010
- Fewest runs:** 1, on 15 occasions, most recently, Samford vs. Furman, 2018; Western Carolina vs. Furman, 2018
- Fewest hits:** 4, Furman vs. College of Charleston, 2005
- Most doubles:** 7, Furman vs. Georgia Southern, 2009; Georgia Southern vs. College of Charleston, 2008
- Most triples:** 3, Chattanooga vs. College of Charleston, 2005
- Most home runs:** 5, Georgia Southern vs. College of Charleston (in two games during the tournament), 2012

### Miscellaneous game

- Longest game:** 11 innings, UNCG vs. Georgia Southern, 2013; College of Charleston vs. Appalachian State, 2007; Furman vs. UNC Wilmington, 2003; Chattanooga vs. Georgia Southern, 1996
- Most runs scored-one inning:** 13, College of Charleston vs. Appalachian State, 2003
- Largest margin of victory:** 14, College of Charleston (15) vs. Appalachian State (1), 2003
- Largest deficit overcome for victory:** 5, UNCG vs. Mercer, 2019; Mercer vs. Western Carolina, 2018
- Largest deficit overcome for victory in 7th inning:** 4 runs, College of Charleston vs. Chattanooga, 2005
- Most double plays turned:** 4, Chattanooga vs. Western Carolina; Furman vs. Georgia Southern, 1994

### Miscellaneous tournament

- Most double plays turned:** 7, Georgia Southern, 2007
- Most home runs:** 41, 2012 Championship in Boone, N.C.

# 2019 Championship

Frost Stadium • Chattanooga, Tenn.



# 2018 Championship

UNCG Softball Stadium • Greensboro, N.C.

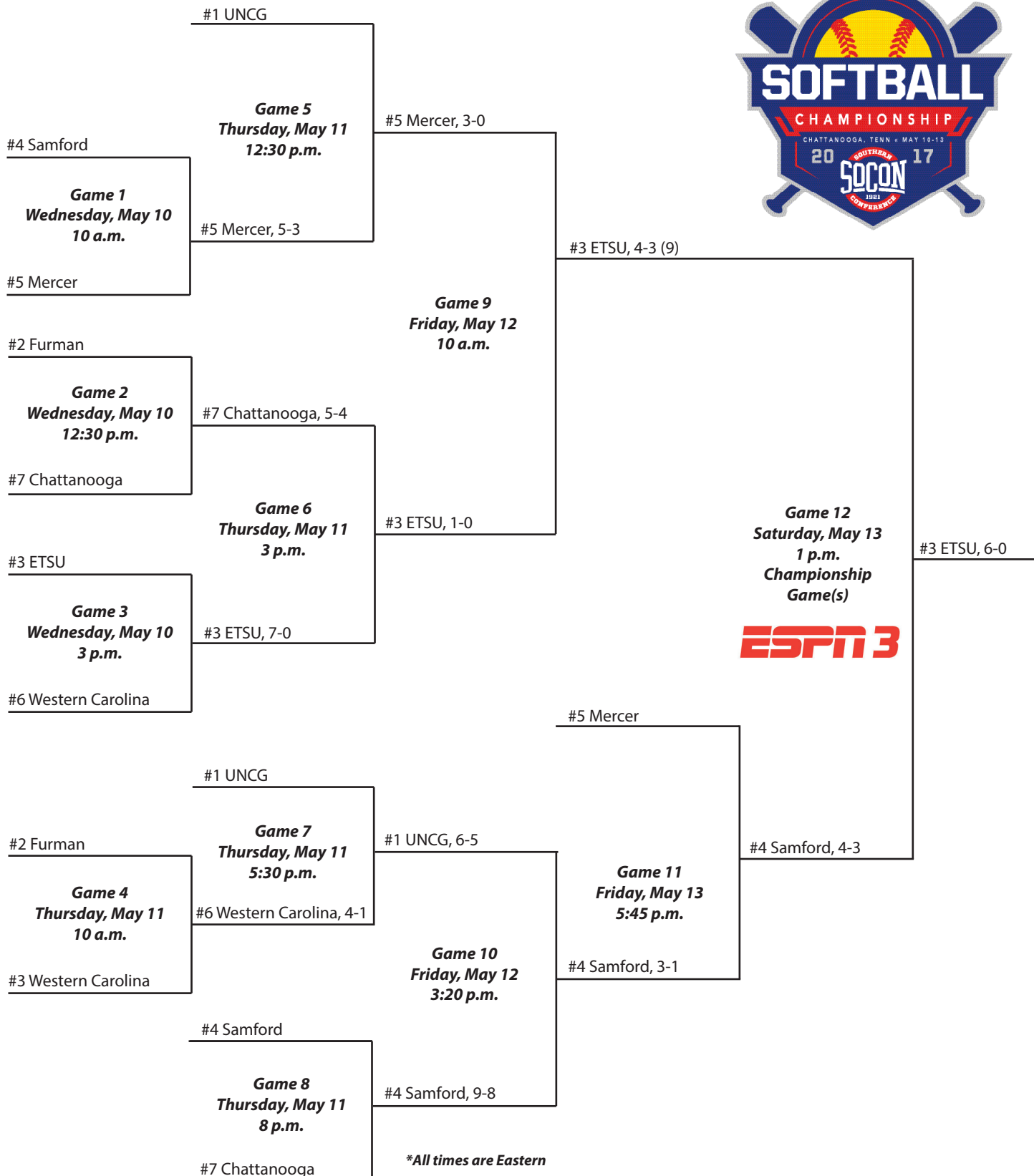


*\*All times are Eastern*

*\*If-necessary Game 13 was not needed*

# 2017 Championship

Frost Stadium • Chattanooga, Tenn.




*\*All times are Eastern*  
*\*If-necessary Game 13 was not needed*



# 2016 Championship

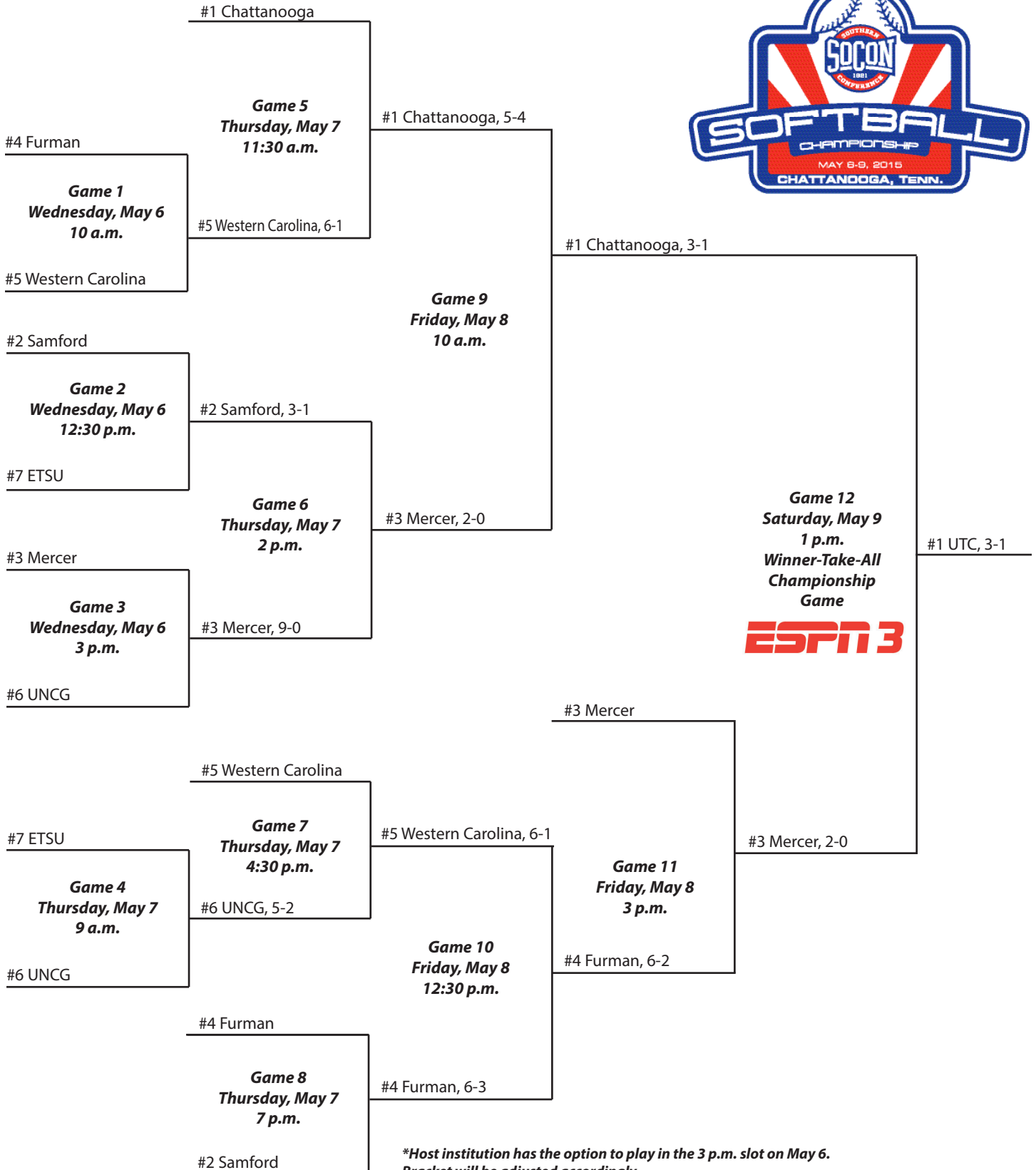
UNCG Softball Stadium • Greensboro, N.C.



\*All times are Eastern  
\*If-necessary Game 13 was not needed

# 2015 Championship

Jim Frost Softball Complex • Chattanooga, Tenn.

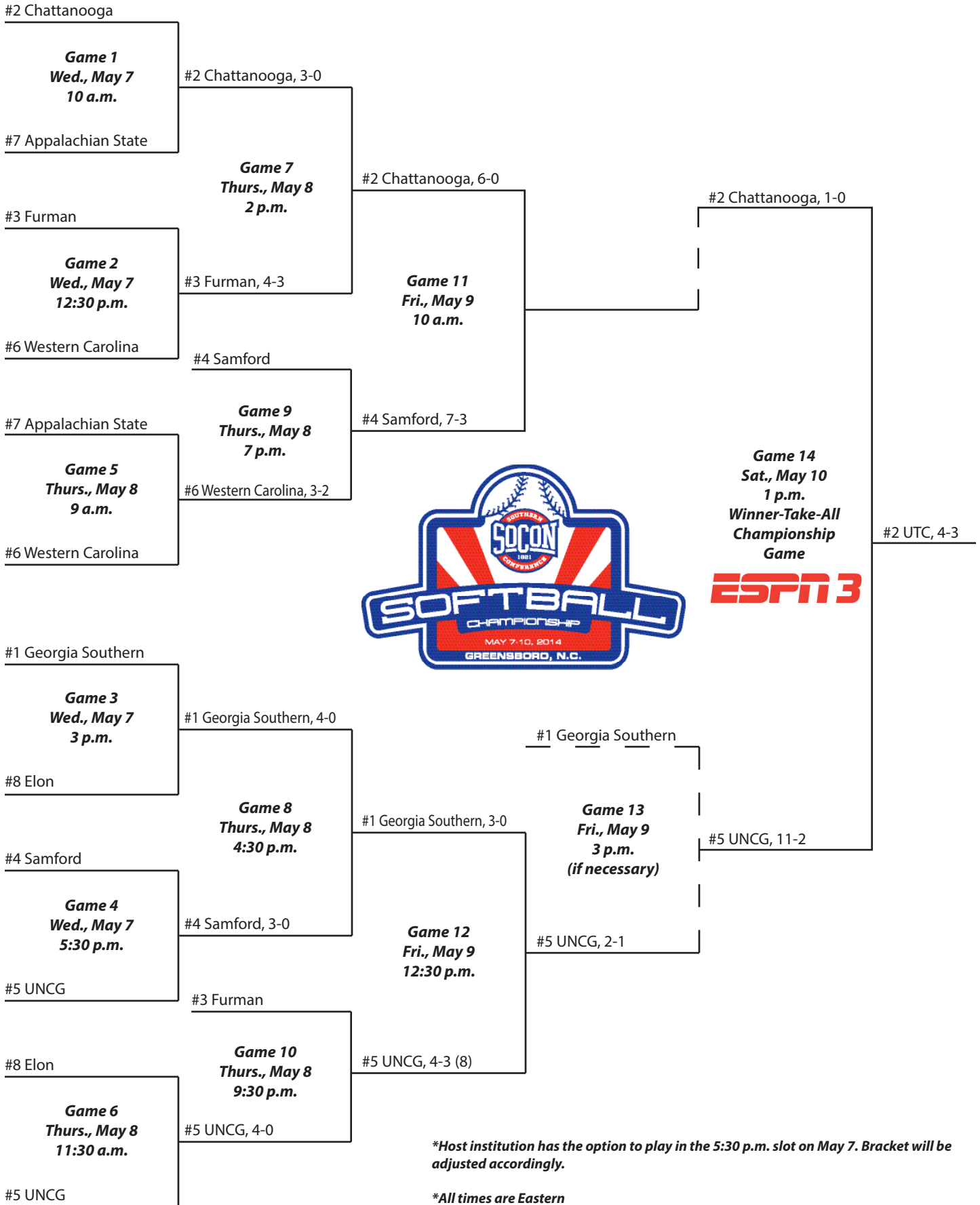


*\*Host institution has the option to play in the 3 p.m. slot on May 6. Bracket will be adjusted accordingly.*

*\*All times are Eastern*

# 2014 Championship

## UNCG Softball Stadium • Greensboro, N.C.



# 2013 Championship

## UNCG Softball Stadium • Greensboro, N.C.

#2 College of Charleston

**Game 2**  
**Wed., May 8, 2013**  
**12 p.m.**

#7 Western Carolina

#3 Georgia Southern

**Game 3**  
**Wed., May 8, 2013**  
**2:30 p.m.**

#6 Chattanooga

#2 College of Charleston

**Game 6**  
**Thurs., May 9, 2013**  
**9 a.m.**

#6 Chattanooga

#1 Appalachian State

**Game 4**  
**Wed., May 8, 2013**  
**5 p.m.**

#9 Samford, 8-0

#4 UNCG

**Game 5**  
**Wed., May 8, 2013**  
**7:30 p.m.**

#5 Furman

#9 Samford

**Game 7**  
**Thurs., May 9, 2013**  
**11:30 a.m.**

#5 Furman

#7 Western Carolina, 3-1

**Game 8**  
**Thurs., May 9, 2013**  
**2 p.m.**

#3 Georgia Southern, 6-2

**Game 10**  
**Thurs., May 9, 2013**  
**7 p.m.**

#1 Appalachian State

#2 Coll. of Charleston, 5-3

#1 Appalachian State, 3-2 (10)

**Game 9**  
**Thurs., May 9, 2013**  
**4:30 p.m.**

#4 UNCG, 1-0

#7 Western Carolina

**Game 11**  
**Thurs., May 9, 2013**  
**9:30 p.m.**

#9 Samford, 1-0

#3 Georgia Southern, 6-0

**Game 12**  
**Fri., May 10, 2013**  
**10 a.m.**

#2 CofC, 2-0 (10)



#3 Georgia Southern

**Game 14**  
**Fri., May 10, 2013**  
**3 p.m.**  
**(if necessary)**

#2 Coll. of Charleston, 3-2

**Game 15**  
**Sat., May 11, 2013**  
**1 p.m.**  
**Winner-Take-All**  
**Championship**  
**Game**



#3 GSU,  
1-0 (11)

#4 UNCG, 3-0

**Game 13**  
**Fri., May 10, 2013**  
**12:30 p.m.**

#9 Samford, 8-0

#4 UNCG, 12-2

*\*Host institution has the option to play in the 7:30 p.m. slot on May 8 (unless the 8 or 9 seed). Bracket will be adjusted accordingly.*

*\*All times are Eastern*

# 2012 Championship

Sywassink/Lloyd Family Stadium • Boone, N.C.

May 9

May 10

May 11

May 12

#2 Chattanooga

**Game 2**  
12 p.m.

#2 Chattanooga, 8-1

#7 Elon

**Game 8**  
5 p.m.

#2 Chattanooga, 6-1

#3 College of Charleston

**Game 3**  
2 p.m.

#3 Coll. of Charleston, 6-2

#6 Western Carolina

**Game 12**  
3 p.m.



#1 Georgia Southern

**Game 4**  
5 p.m.

#1 Georgia Southern, 3-0

#8 Furman

**Game 1**  
10 a.m.  
Single Elimination

#9 Samford, 3-2

#9 Samford

#4 UNCG

**Game 9**  
7 p.m.

#1 Georgia Southern, 6-0

**Game 5**  
May 10, 10 a.m.

#5 Appalachian State, 6-2

#5 Appalachian State

**Game 15**  
1:30 p.m.



#3 Coll. of Charleston, 4-3

May 10

May 11

May 12

#5 Appalachian State

**Game 11**  
12 p.m.

#7 Elon, 4-0

#2 Chattanooga

**Game 16**  
30 minutes after  
the completion of  
Game 15  
(if necessary)

#1 GSU, 6-2



#7 Elon

**Game 6**  
12 p.m.

#7 Elon, 7-3

**Game 14**  
11 a.m.

#3 Coll. of Charleston, 7-6

#6 Western Carolina

**Game 13**  
5 p.m.

#3 Coll. of Charleston, 4-2

#1 Georgia Southern

#3 College of Charleston

**Game 10**  
10 a.m.

#3 Coll. of Charleston, 6-3

#9 Samford

**Game 7**  
2 p.m.

#4 UNCG, 6-5

#4 UNCG

• **TIMES ARE SUBJECT TO CHANGE**

• **Host institution has the option to play in the 7 p.m. slot on May 9.**



# 2011 Championship

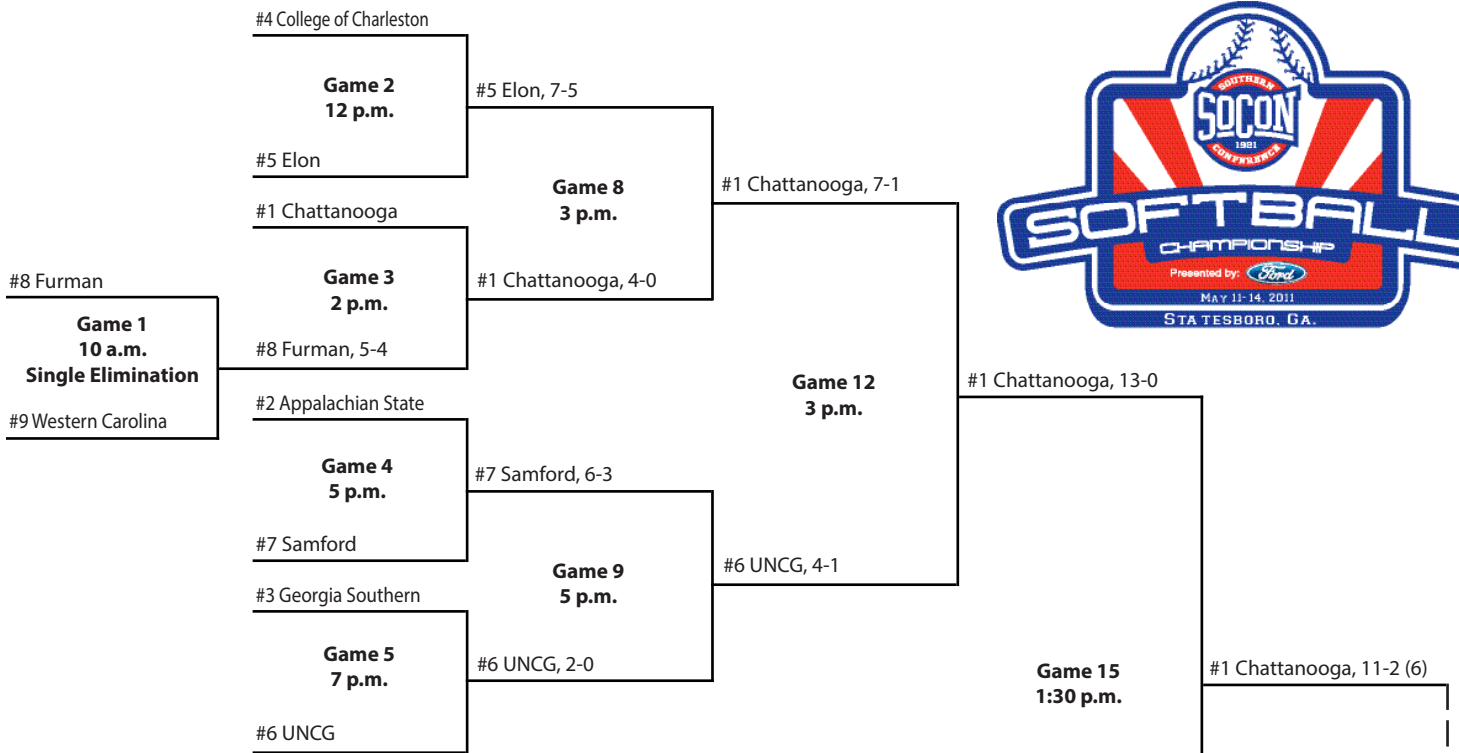
Eagle Field at the Softball Complex • Statesboro, Ga.

May 11

May 12

May 13

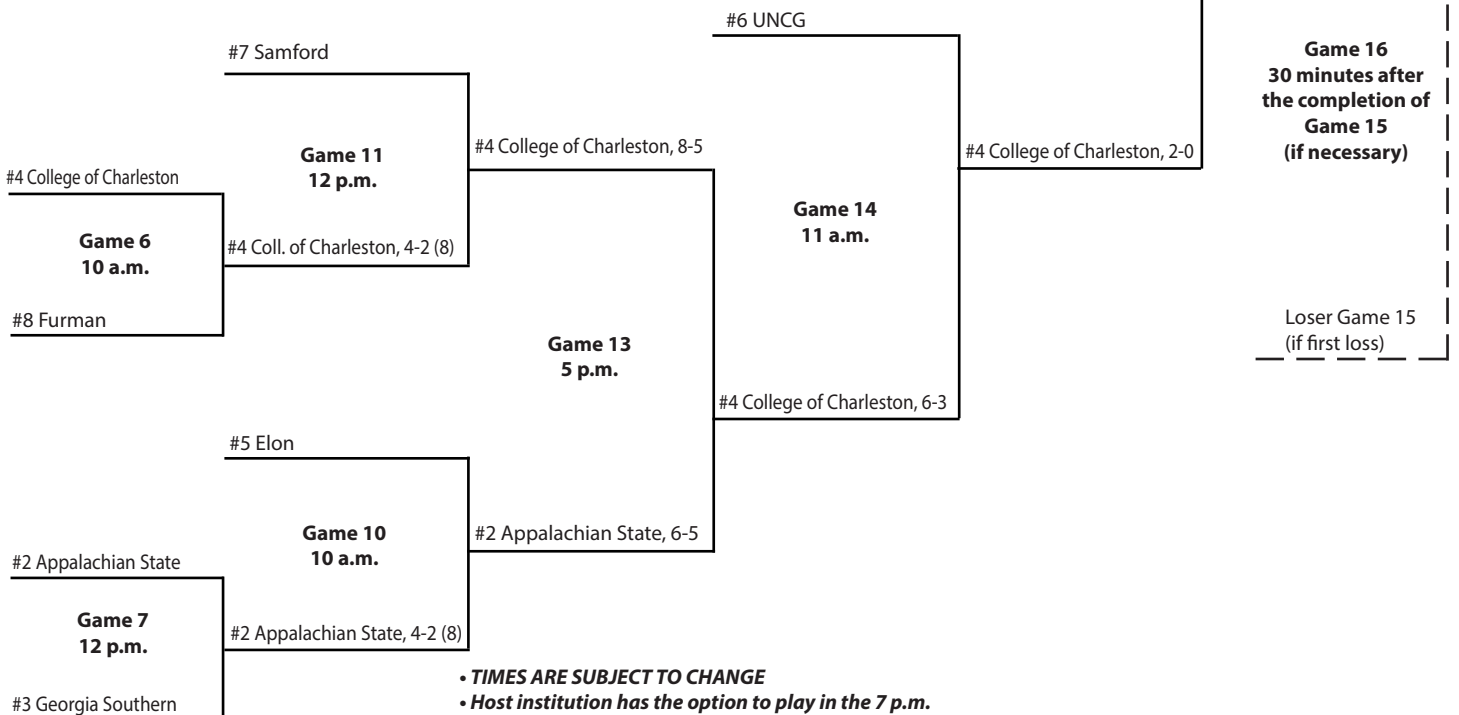
May 14



May 12

May 13

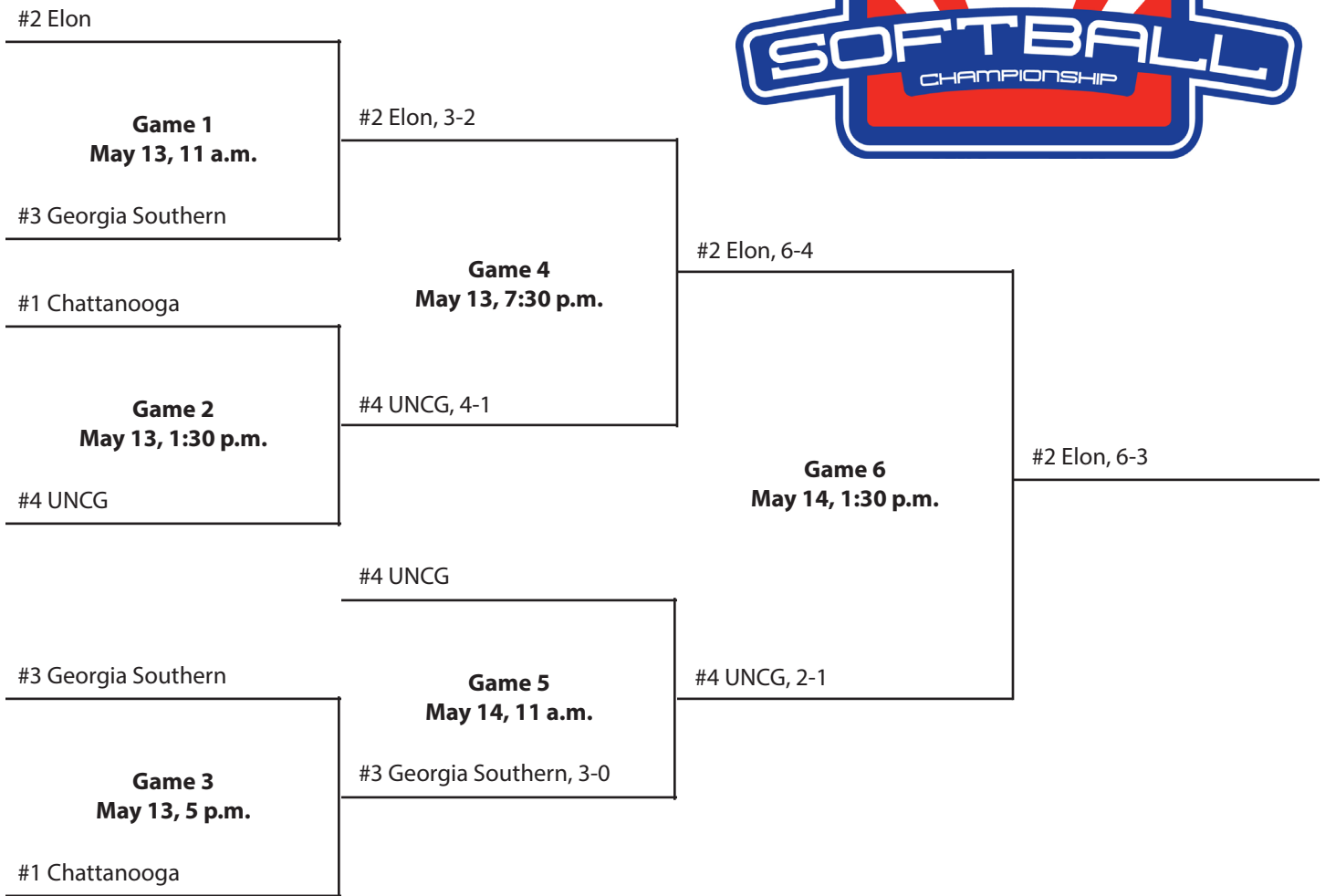
May 14



• TIMES ARE SUBJECT TO CHANGE  
• Host institution has the option to play in the 7 p.m. slot on May 11.

# 2010 Championship

Jim Frost Softball Complex • Chattanooga, Tenn.



# 2009 Championship

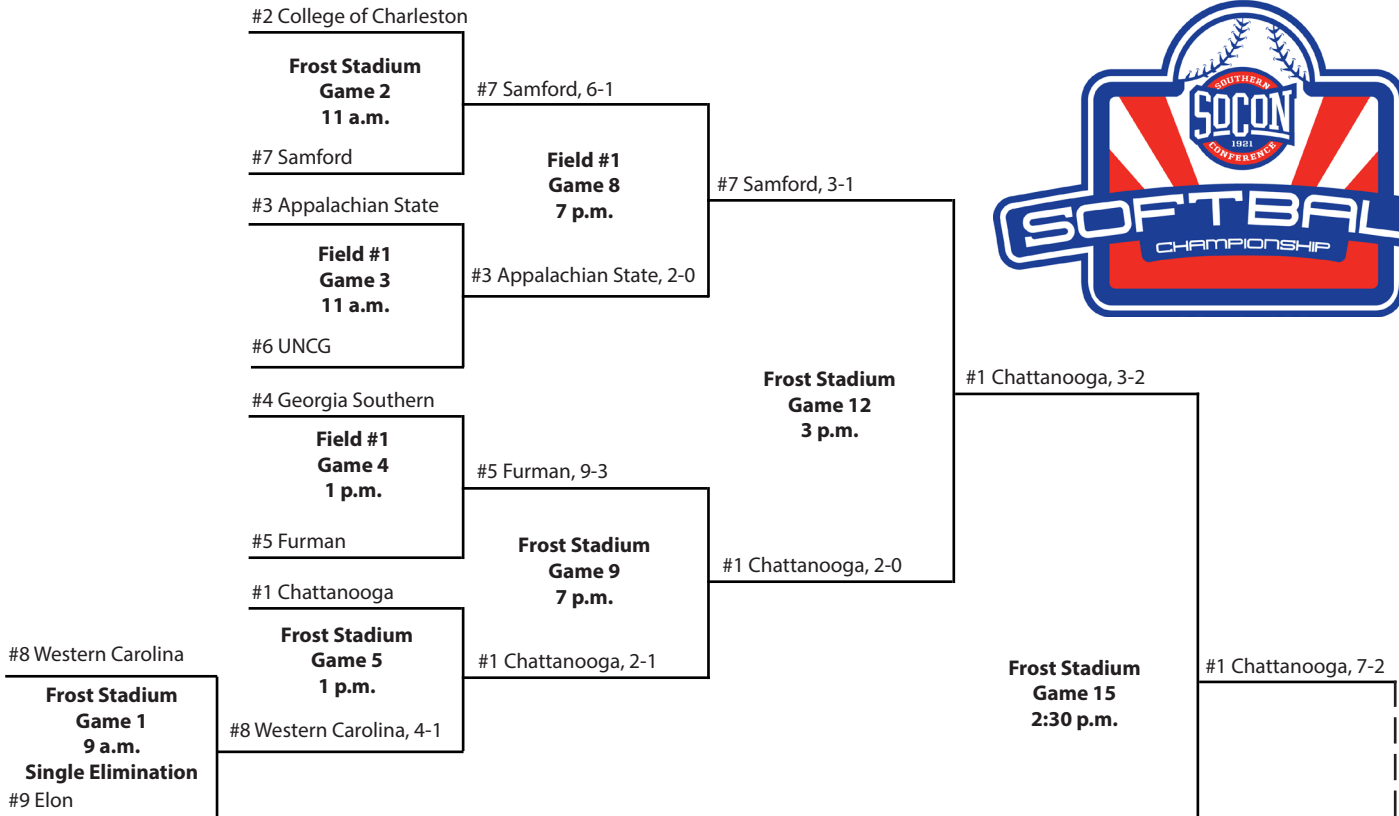
## Jim Frost Softball Complex • Chattanooga, Tenn.

**May 7**

**May 7**

**May 8**

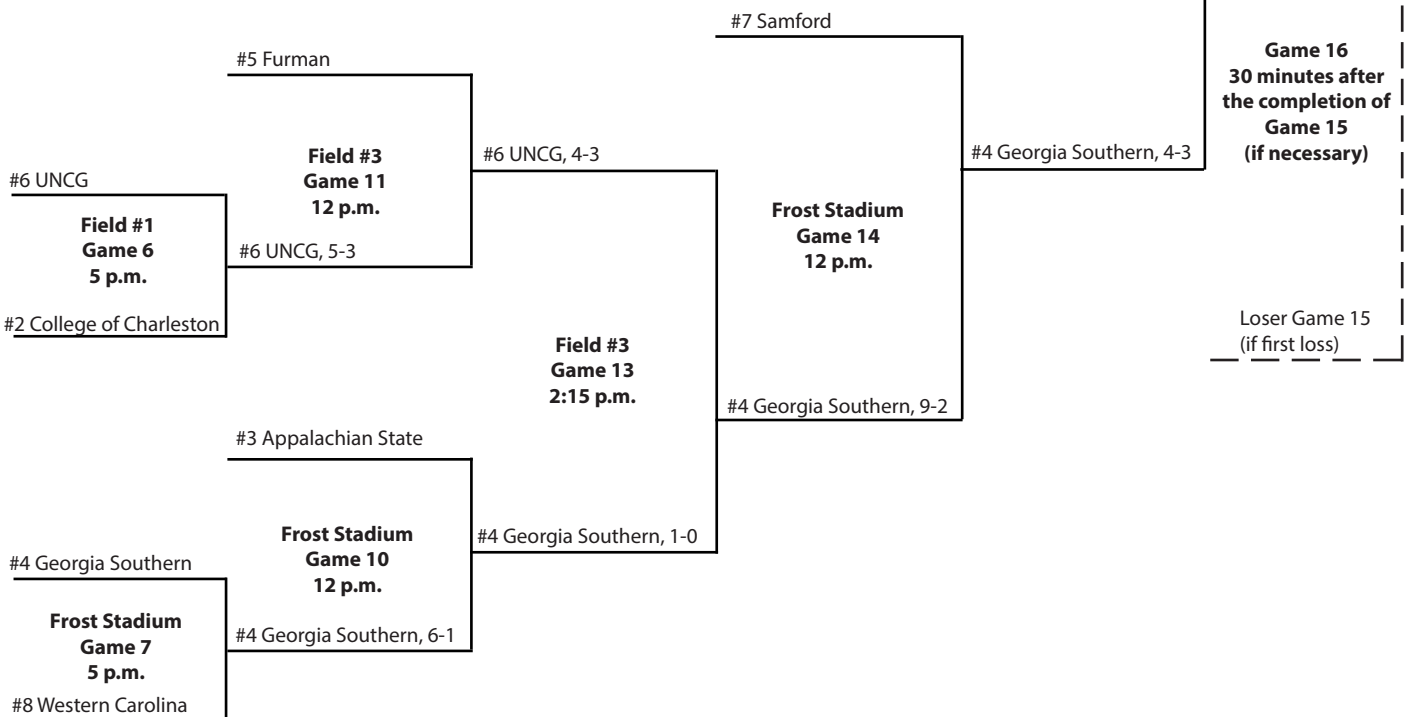
**May 9**



**May 7**

**May 8**

**May 9**



•ALL TIMES ARE EASTERN  
•TIMES ARE SUBJECT TO CHANGE

# 2008 Championship

Patriots Point Athletic Complex • Mt. Pleasant, S.C.

May 7

May 8

May 9

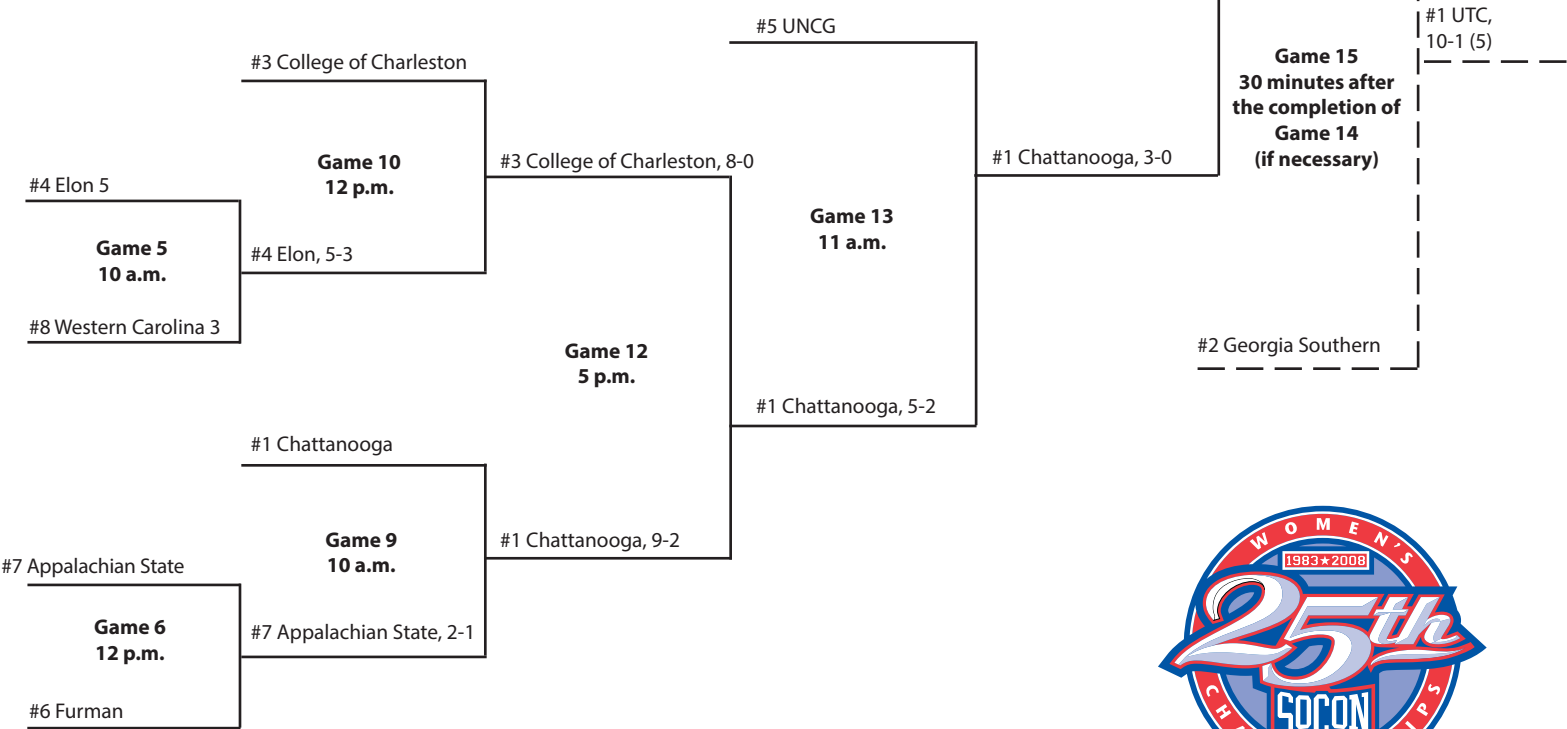
May 10



May 8

May 9

May 10



# 2007 Championship

Jim Frost Softball Complex • Chattanooga, Tenn.

**May 9**

**May 10**

**May 11**

**May 12**



#2 College of Charleston

**Game 1**  
10 a.m.  
#7 Furman

#7 Furman, 12-5

#3 Appalachian State

**Game 2**  
12 p.m.  
#6 Elon 2

**Game 7**  
3 p.m.

#6 Elon, 2-1

#7 Furman, 7-1

#4 Georgia Southern

**Game 3**  
3 p.m.  
#5 Western Carolina

#5 Western Carolina, 2-0

**Game 11**  
3 p.m.

#7 Furman, 4-2

#1 Chattanooga

**Game 4**  
5 p.m.  
#8 UNCG

**Game 8**  
5 p.m.

#8 UNCG, 2-1

#5 Western Carolina, 1-0

**Game 14**  
1:30 p.m.

#4 Georgia Southern, 4-1

**May 10**

**May 11**

**May 12**

#8 UNCG

**Game 10**  
12 p.m.

#2 CofC, 4-2 (11)

#8 UNCG, 10-0

#5 Western Carolina

**Game 13**  
11 a.m.

#4 GSU, 3-2

**Game 15**  
4 p.m.  
(if necessary)

#7 Furman, 3-2 (9)

#2 College of Charleston

**Game 5**  
10 a.m.  
#3 Appalachian State

#6 Elon

**Game 9**  
10 a.m.

#4 Georgia Southern, 9-4

#4 Georgia Southern, 4-1

#4 Ga. Southern, 3-2

#7 Furman

#4 Georgia Southern

**Game 6**  
12 p.m.  
#1 Chattanooga

TIMES ARE SUBJECT TO CHANGE



# 2006 Championship

Jim Frost Softball Complex • Chattanooga, Tenn.

**May 10**

**May 11**

**May 12**

**May 13**



#4 Chattanooga

**Game 1**  
10 a.m.

#4 Chattanooga, 5-1

#5 Appalachian State

#1 Western Carolina

**Game 7**  
3 p.m.

#4 Chattanooga, 2-0

**Game 2**  
12 p.m.

#8 UNCG, 5-3

#8 UNCG

#2 College of Charleston

**Game 11**  
3 p.m.

#7 Furman, 3-2

**Game 3**  
3 p.m.

#7 Furman, 4-1

#7 Furman

**Game 8**  
5 p.m.

#7 Furman, 7-6

#3 Georgia Southern

**Game 4**  
5 p.m.

#6 Elon, 4-2

#6 Elon

**Game 14**  
1:30 p.m.

#3 Ga. Southern, 3-2

**May 11**

**May 12**

**May 13**

#5 Appalachian State

#6 Elon

**Game 10**  
12 p.m.

#5 Appalachian State, 2-1

**Game 5**  
10 a.m.

#5 Appalachian State, 1-0

#1 Western Carolina

**Game 12**  
5 p.m.

#4 Chattanooga

**Game 13**  
11 a.m.

#3 GSU, 4-1

**If Necessary**  
**Game 15**  
4 p.m.

#3 GSU, 4-0

Furman

#2 College of Charleston

#8 UNCG

**Game 9**  
10 a.m.

#3 Ga. Southern, 2-0

**Game 6**  
12 p.m.

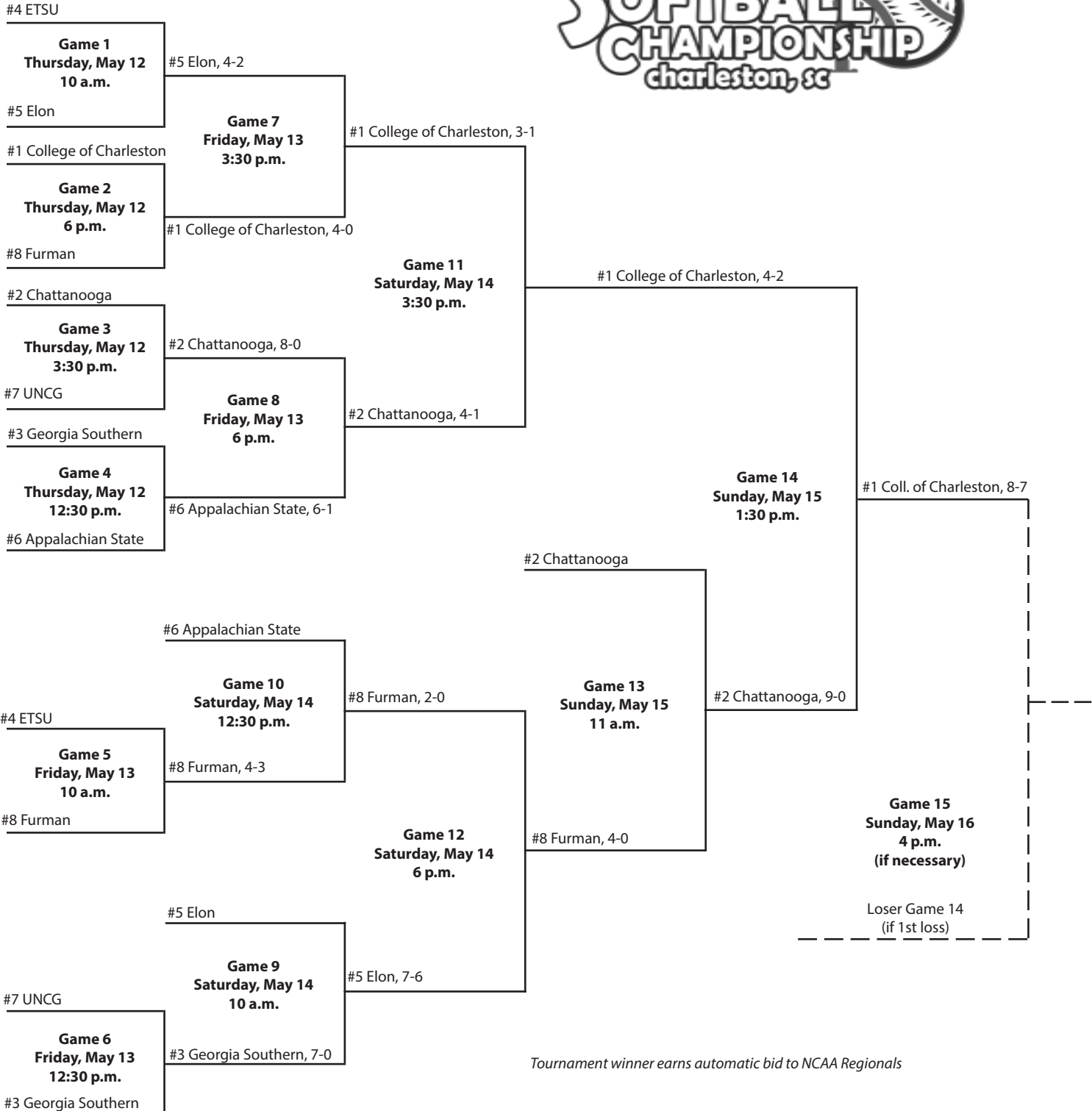
#3 Ga. Southern, 11-2

#3 Georgia Southern

TIMES ARE SUBJECT TO CHANGE

# 2005 Championship

Patriots Point Athletic Complex • Charleston, S.C.



*Tournament winner earns automatic bid to NCAA Regionals*

# 2004 Championship

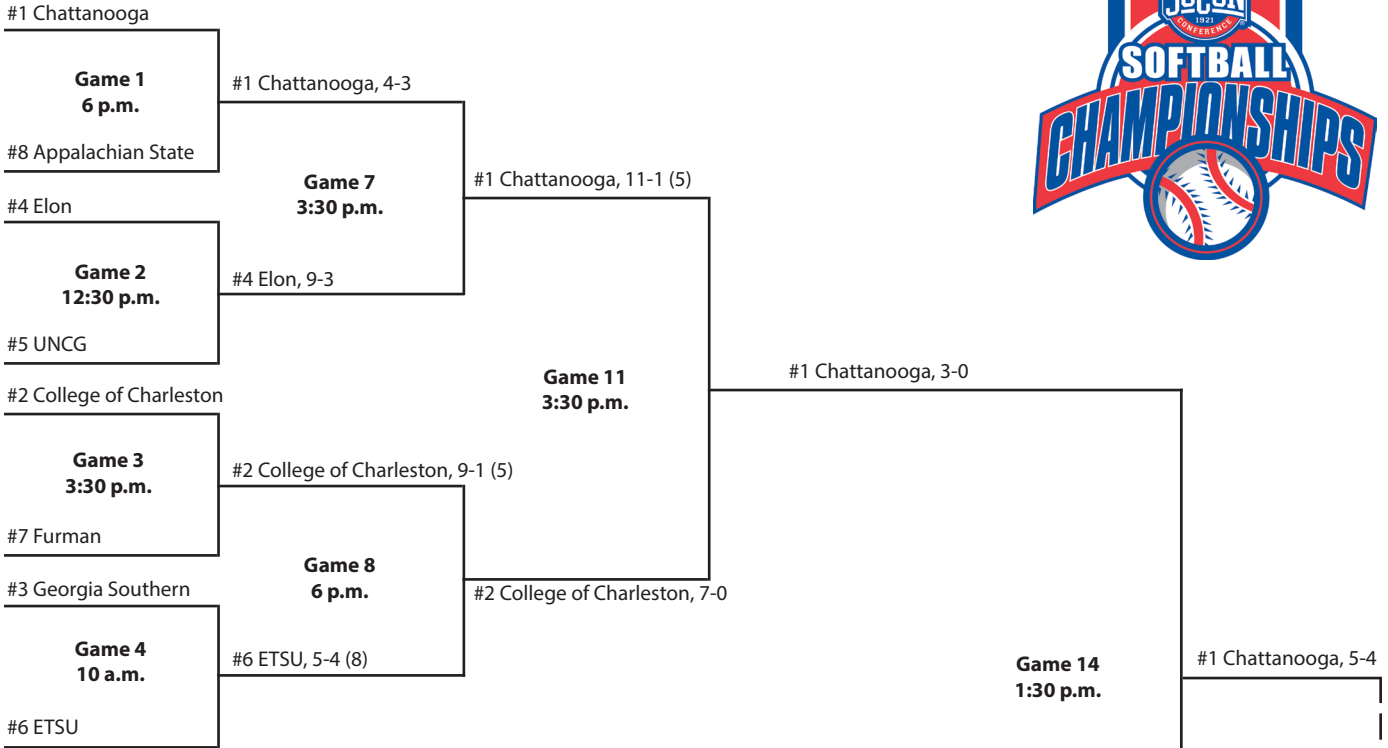
Jim Frost Stadium • Chattanooga, Tenn.

**May 13**

**May 14**

**May 15**

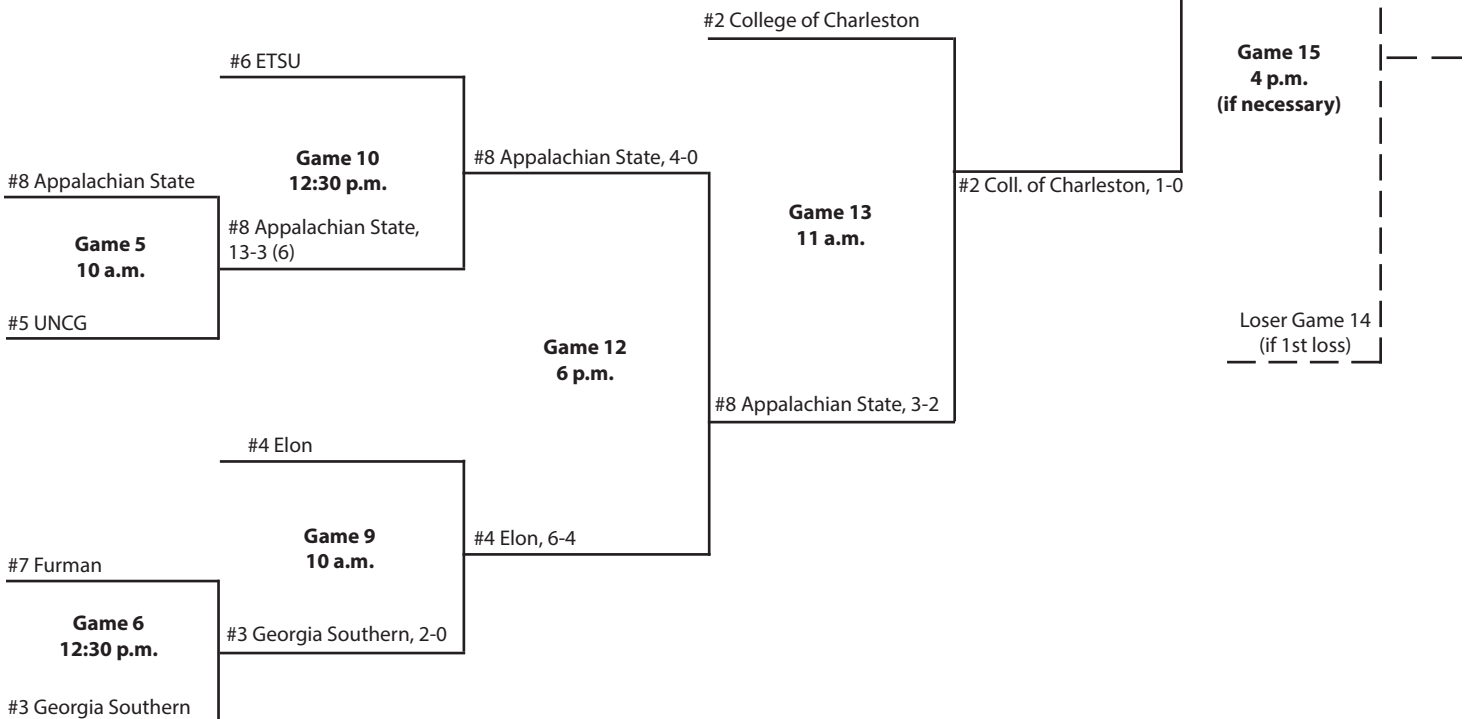
**May 16**



**May 14**

**May 15**

**May 16**





# 2003 Championship

Jim Frost Stadium • Chattanooga, Tenn.

May 8

May 9

May 10



#4 Georgia Southern

**Game 1**  
10 a.m.  
Frost

#5 ETSU, 4-2

#5 ETSU

#1 College of Charleston

**Game 2**  
4:45 p.m.  
Frost

**Game 7**  
10 a.m.  
Frost

#5 ETSU, 5-3 (10)

#1 College of Charleston, 15-1

#8 Appalachian State

#2 UNCG

**Game 3**  
12:15 p.m.  
Frost

#2 UNCG, 5-0

**Game 11**  
2:30 p.m.  
Frost

#3 Chattanooga, 8-0

#7 UNC Wilmington

#3 Chattanooga

**Game 4**  
2:30 p.m.  
Frost

**Game 8**  
12:15 p.m.  
Frost

#3 Chattanooga, 3-1 (9)

#3 Chattanooga, 5-0

#6 Furman

**Game 14**  
12:15 p.m.  
Frost

#5 ETSU, 1-0

**Game 15**  
2:30 p.m.  
Frost  
(if necessary)

#3 UTC, 10-1

#2 UNCG

#5 ETSU

#4 Georgia Southern

**Game 5**  
7 p.m.  
Frost

**Game 10**  
2:30 p.m.  
Hargraves

#4 Georgia Southern, 2-0

#4 Georgia Southern, 2-1

**Game 13**  
10 a.m.  
Frost

#5 ETSU, 2-0

#8 Appalachian State

**Game 12**  
4:45 p.m.  
Frost

#3 Chattanooga, 8-0

#1 College of Charleston, 15-1

#1 College of Charleston, 3-0

#7 UNC Wilmington

**Game 6**  
7 p.m.  
Hargraves

**Game 9**  
12:15 p.m.  
Hargraves

#1 College of Charleston, 3-0

#6 Furman, 5-4 (11)

#6 Furman

# 2002 Championship

## Chattanooga, Tenn.

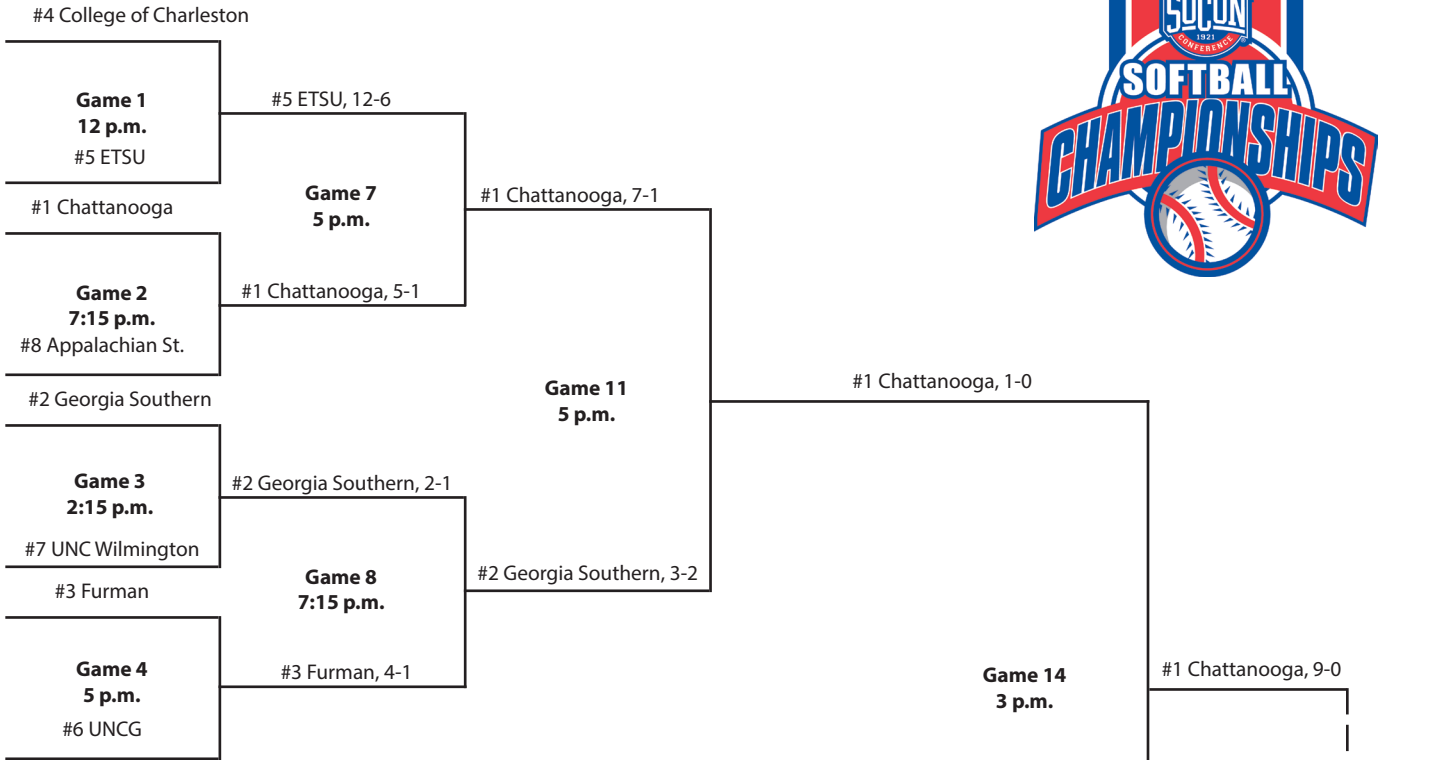


**May 2**

**May 3**

**May 4**

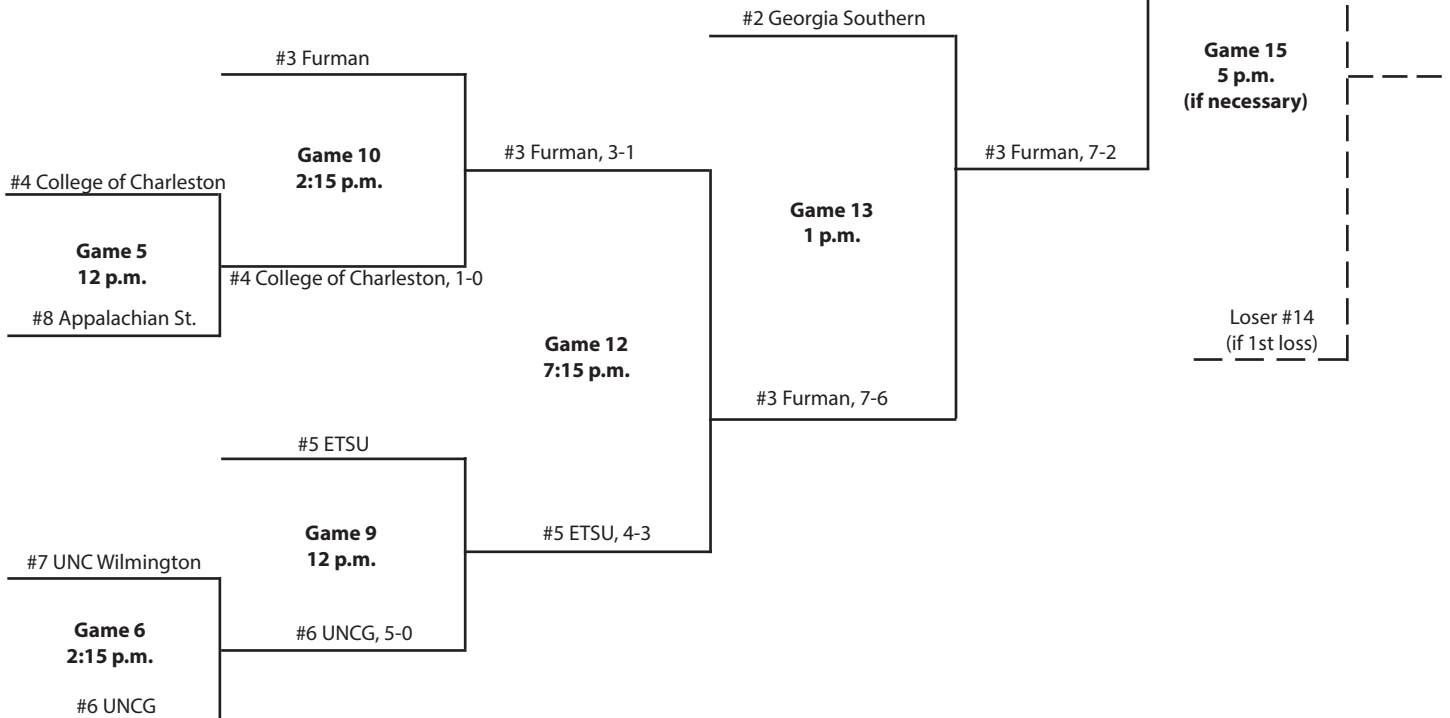
**May 5**



**May 3**

**May 4**

**May 5**





# 2001 Championship

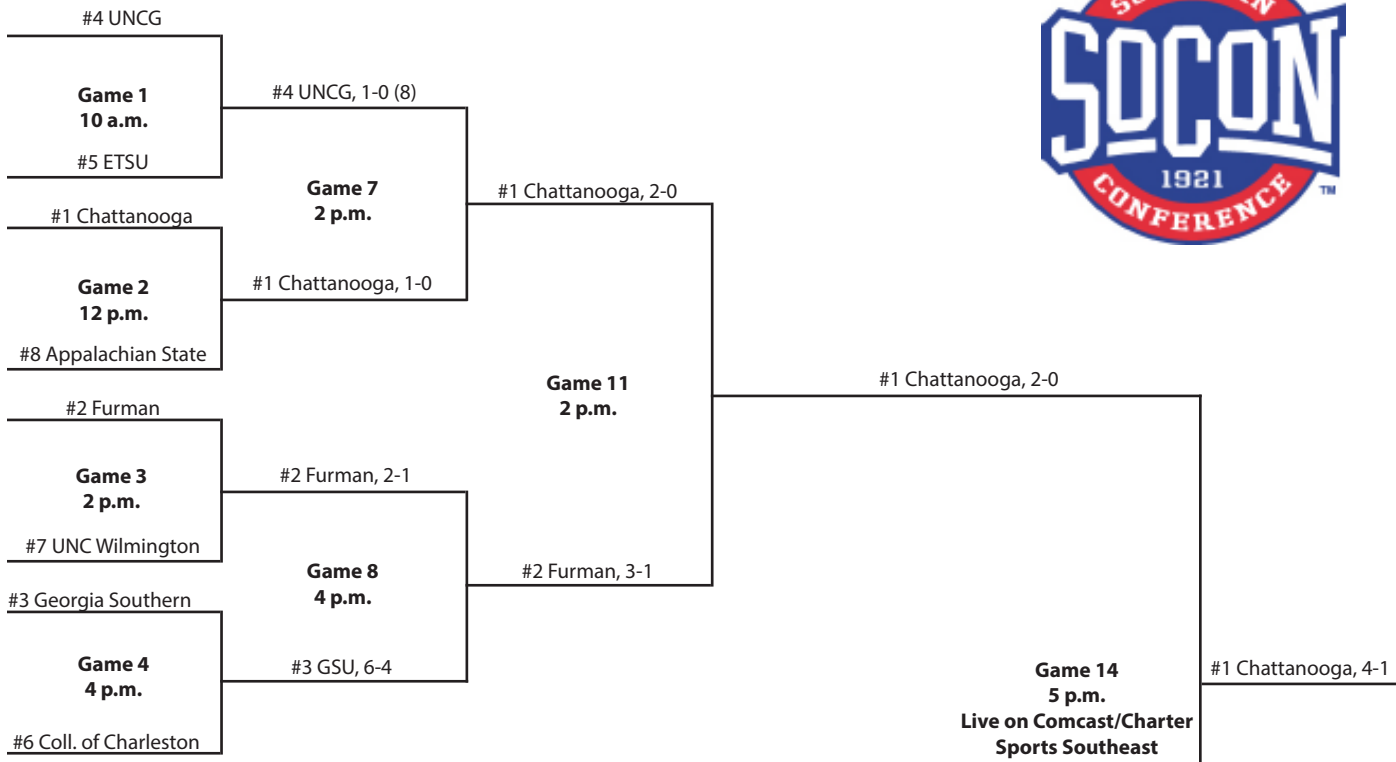
Chattanooga, Tenn.

May 3

May 4

May 5

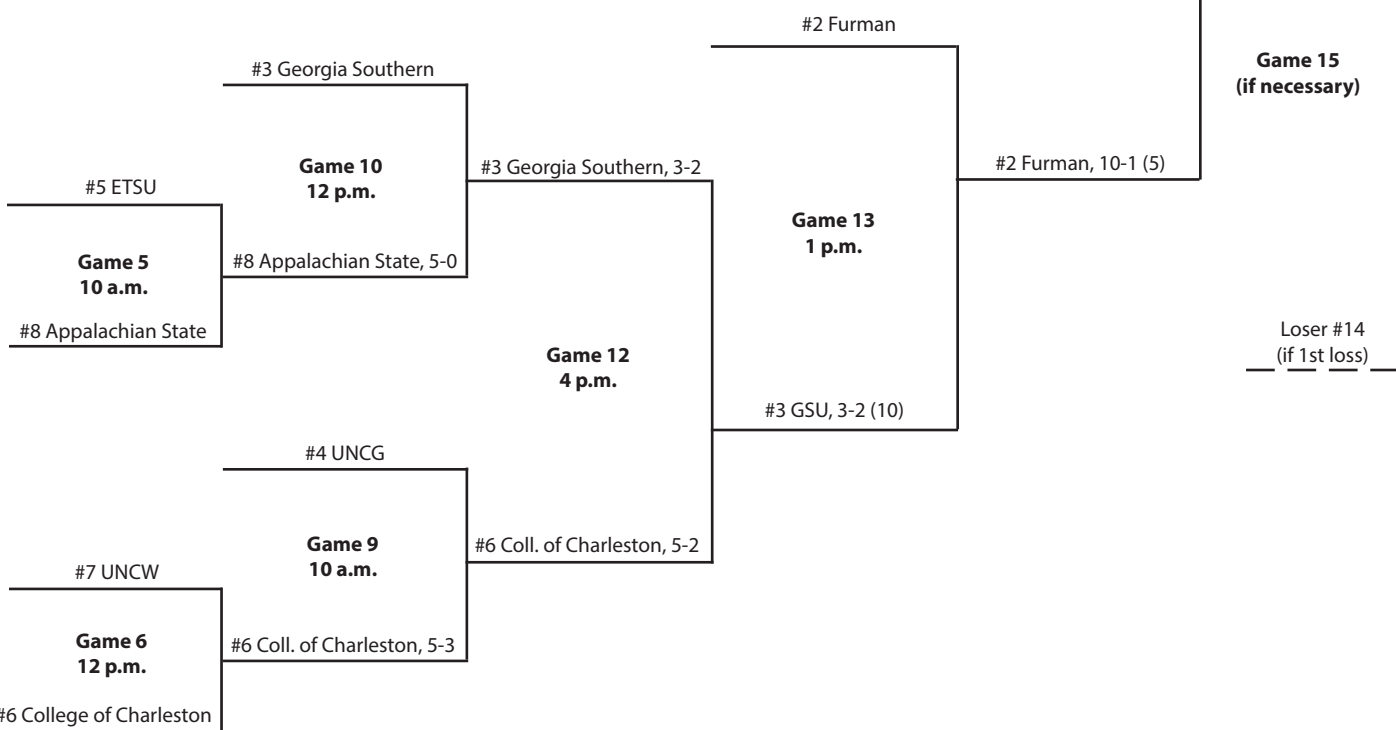
May 6



May 4

May 5

May 5



# 2000 Championship

## Greensboro, N.C.



# 1999 Championship

Charleston, S.C.



#3 UNCG

**Game 1**  
Saturday, May 1

#4 Coll. of Charleston

#4 Coll. of Charleston, 6-2

**Game 3**  
Saturday, May 1  
(Completed 5/2)

#1 Chattanooga

#1 Chattanooga, 8-0 (5)

**Game 5**  
Sunday, May 2

#2 Georgia Southern, 3-2

#2 Georgia Southern

**Game 2**  
Saturday, May 1

#5 Furman

#2 Ga. Southern, 4-3

**Game 8**  
Monday, May 3

#2 GSU, 8-4

#1 Chattanooga

**Game 7**  
Sunday, May 2

#1 Chattanooga, 6-0

#4 Coll. of Charleston

**Game 6**  
Sunday, May 2

#4 CofC, 3-0

#3 UNCG

**Game 4**  
Sunday, May 2

#5 Furman

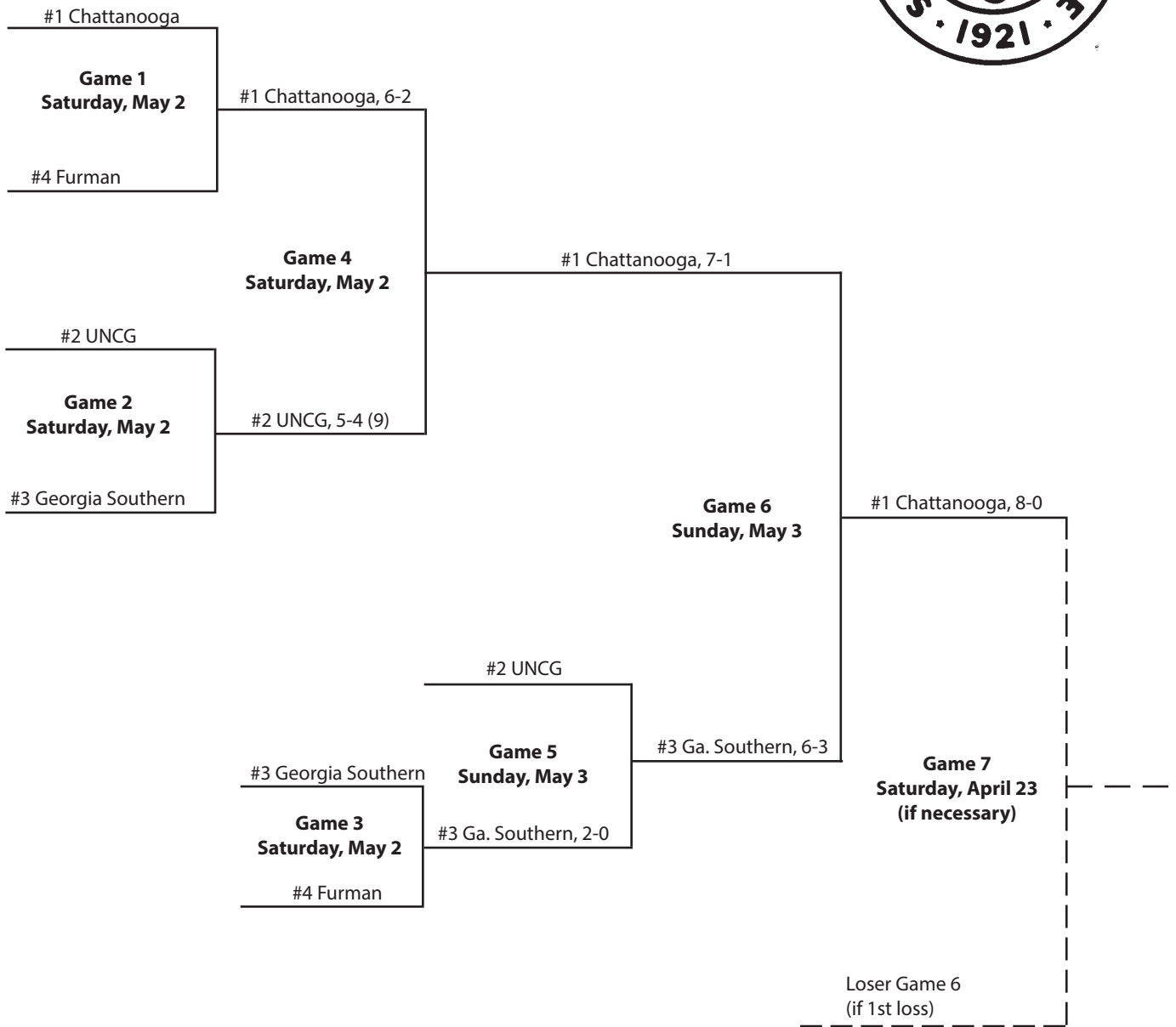
#5 Furman, 4-3

**Game 9**  
Monday, May 3  
(if necessary)

Loser Game 8  
(if 1st loss)

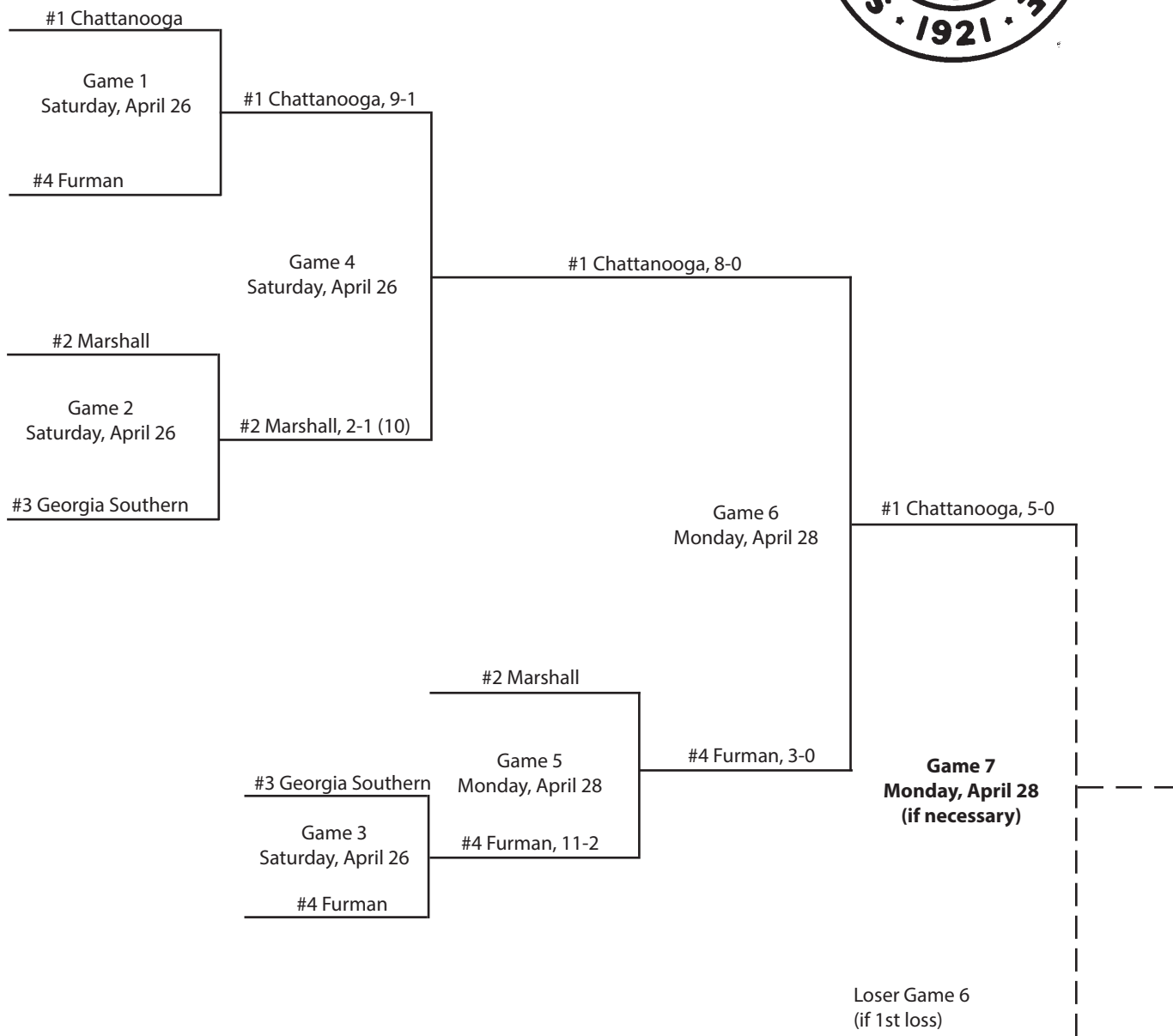
# 1998 Championship

Chattanooga, Tenn.



# 1997 Championship

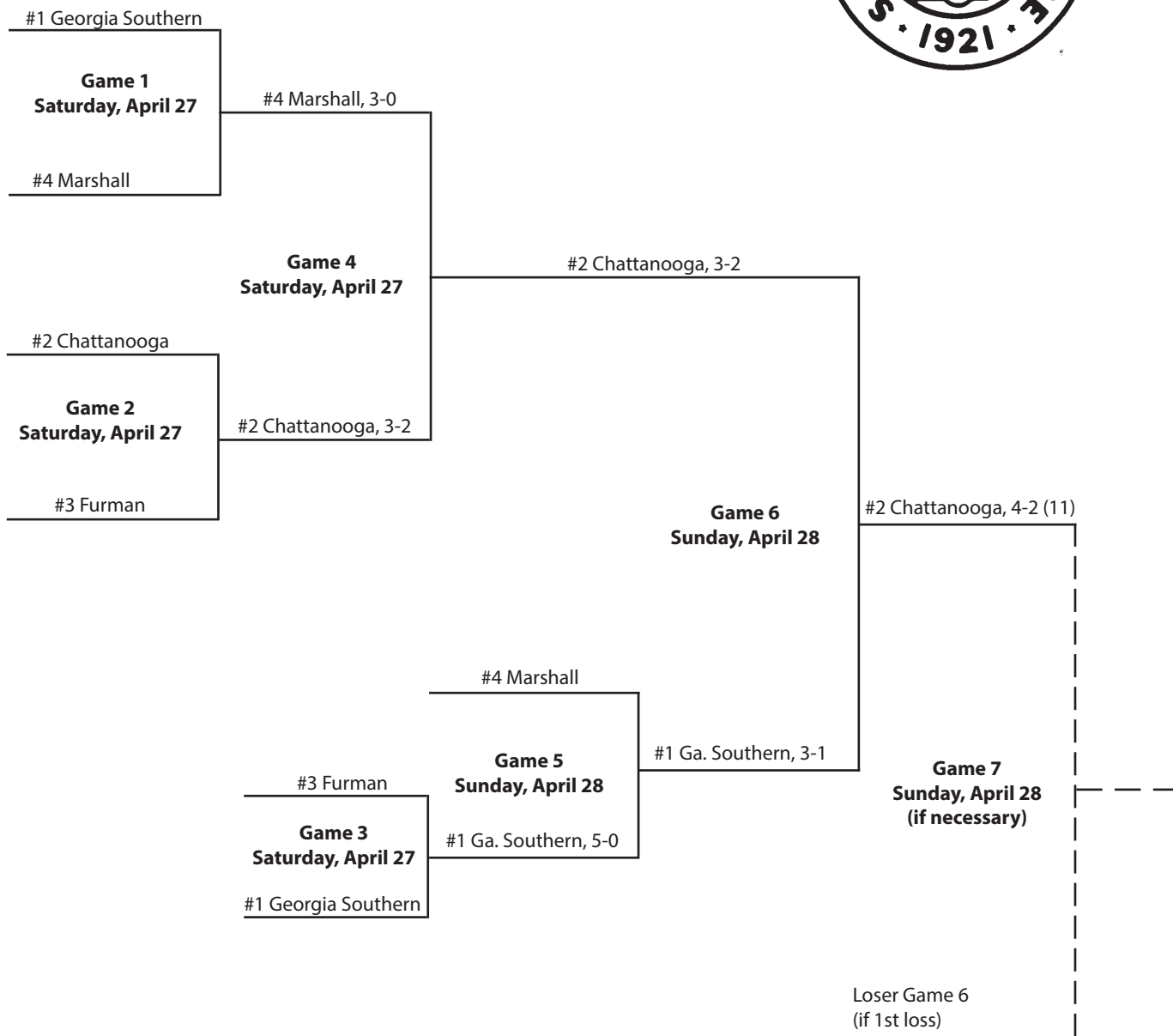
Huntington, W.Va.





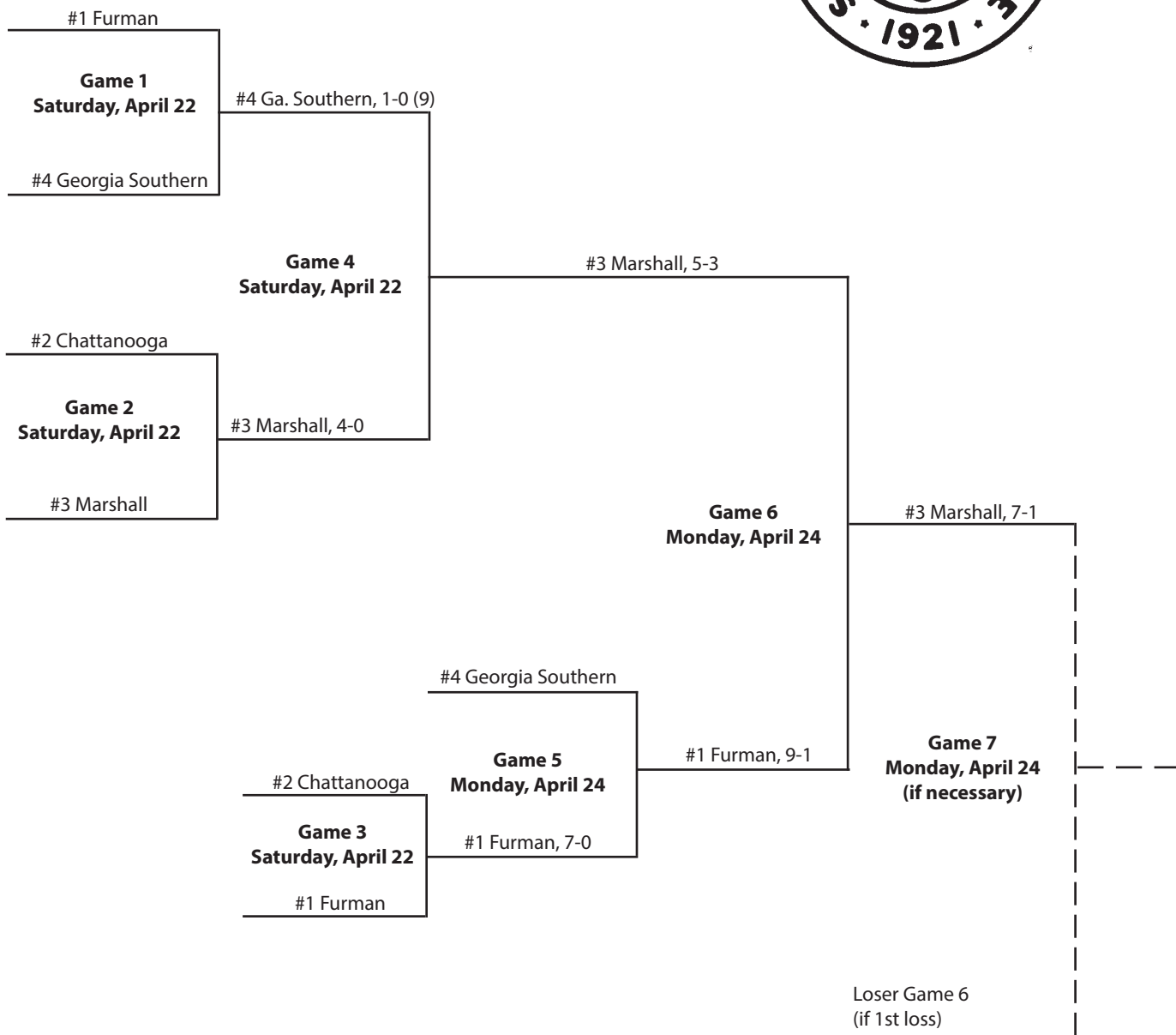
# 1996 Championship

Statesboro, Ga.



# 1995 Championship

Greenville, S.C.



# 1994 Championship

Greenville, S.C.

