



SOUTHERN CONFERENCE MEN'S BASKETBALL

2022-23



702 North Pine Street, Spartanburg, SC 29303 • 864-591-5100 • Fax: 864-591-3448

Phil Perry, Associate Commissioner for Media Relations (MBK contact)

facebook.com/SouthernConference • twitter.com/SoConSports • instagram.com/SouthernConference

2022-23 SOUTHERN CONFERENCE BASKETBALL STANDINGS

| | Conference | | | | | Overall | | | | | |
|------------------|------------|-------|-----|-----|----|---------|------|-----|------|-----|----|
| | W-L | Pct. | H | A | ST | W-L | Pct. | H | A | N | ST |
| Samford | 7-0 | 1.000 | 4-0 | 3-0 | W7 | 13-7 | .650 | 9-2 | 4-5 | 0-0 | W7 |
| UNCG | 6-1 | .857 | 2-1 | 4-0 | W3 | 12-8 | .600 | 6-2 | 5-4 | 1-2 | W3 |
| Furman | 5-2 | .714 | 2-1 | 3-1 | W1 | 14-6 | .700 | 9-2 | 4-2 | 1-2 | W1 |
| Western Carolina | 4-3 | .571 | 3-1 | 1-2 | W1 | 11-9 | .550 | 6-3 | 3-6 | 2-0 | W1 |
| Chattanooga | 3-4 | .429 | 2-1 | 1-3 | L2 | 11-9 | .550 | 7-3 | 4-6 | 0-0 | L2 |
| Wofford | 3-4 | .429 | 2-2 | 1-2 | L1 | 11-9 | .550 | 9-2 | 2-7 | 0-0 | L1 |
| ETSU | 3-4 | .429 | 0-4 | 3-0 | L2 | 7-13 | .350 | 3-8 | 3-4 | 1-1 | L2 |
| The Citadel | 2-5 | .286 | 2-2 | 0-3 | L1 | 7-12 | .368 | 4-4 | 2-7 | 1-1 | L1 |
| Mercer | 2-5 | .286 | 0-3 | 2-2 | W2 | 9-11 | .450 | 4-4 | 3-6 | 2-1 | W2 |
| VMI | 0-7 | .000 | 0-3 | 0-4 | L7 | 5-15 | .250 | 5-3 | 0-10 | 0-2 | L9 |

UPCOMING SCHEDULE (ALL TIMES EASTERN)

Jan. 21 (Saturday)

- *The Citadel at VMI, 1 p.m. Nexstar/ESPN+
- *ETSU at Chattanooga, 3 p.m. ESPN+
- *Mercer at UNCG, 4 p.m. ESPN+
- *Western Carolina at Samford, 6 p.m. ESPN+

Ingles SoCon Game of the Week Nexstar affiliates

WMYT/My 12 (Charlotte)
 WWCW/The CW Virginia (Lynchburg/Roanoke)
 WYCW/The CW62 (Greenville/Spartanburg/Asheville)

Play-by-play: Pete Yanity
 Analyst: Dean Keener

Jan. 22 (Sunday)

- *Furman at Wofford, 4 p.m. ESPN

Jan. 25 (Wednesday)

- *Samford at Furman, 7 p.m. ESPN+
- *ETSU at Mercer, 7 p.m. ESPN+
- *VMI at UNCG, 7 p.m. ESPN+
- *Wofford at Chattanooga, 7 p.m. ESPN+
- *The Citadel at Western Carolina, 7 p.m. ESPN+

Jan. 28 (Saturday)

- *Mercer at The Citadel, 1 p.m. ESPN+
- *Western Carolina at VMI, 1 p.m. ESPN+
- *Samford at Wofford, 2 p.m. CBSN
- *Chattanooga at ETSU, 4 p.m. Nexstar/ESPN+

Jan. 29 (Sunday)

- *Furman at UNCG, 3 p.m. Nexstar/ESPN+

Jan. 30 (Monday)

- Chicago State at The Citadel, 7 p.m. ESPN+

Feb. 1 (Wednesday)

- *Wofford at ETSU, 7 p.m. ESPN+
- *Chattanooga at Furman, 7 p.m. ESPN+
- *Samford at Western Carolina, 7 p.m. ESPN+

SoCon PLAYER OF THE WEEK (1/16)

Jordan King, Jr., G, ETSU

ETSU junior guard Jordan King got his week started with one of the best performances in school history, as he scored a career-high 42 points in Wednesday's 96-74 win at The Citadel. The junior from Albany, New York, was 14-for-19 (.737) from the floor on the day, including an 8-for-12 mark from 3-point range (.667), posting career highs in total baskets and 3-pointers made. King was also accurate from the free-throw line, where he was 6-for-7 (.857). Also adding a career-best seven steals on the afternoon, King became the only NBA, WNBA or Division I men's or women's player in 20 years to record at least 40 points, seven steals and seven made 3s in a game. King's 42-point effort tied the third-highest point total in ETSU program history and made him one of just six Bucs all time to score at least 40 in a game.

King's point total was the highest by a SoCon player since Furman's Jordan Lyons dropped 54 against North Greenville on Nov. 15, 2018, and the most by a SoCon player against a DI opponent since Wofford's Fletcher Magee had 45 against Chattanooga on Feb. 17, 2018. King's effort is tied for sixth on the DI single-game scoring list this season. Thirty-two of his points came in the second half.

King followed that effort with 13 points in Saturday's 68-55 setback to Mercer. He was 4-for-9 (.444) from the floor, hitting a 3-pointer and going 4-for-5 from the line (.800).

For the week, King averaged 27.5 points, 3.0 rebounds, 3.5 steals and 2.0 assists per game.



NOTES

• **VMI hosts military rival The Citadel on Saturday for the Ingles Southern Conference Game of the Week on select Nexstar affiliates and Wofford welcomes rival Furman on Sunday for a nationally televised game on ESPNU** to highlight this weekend's SoCon schedule.

• **VMI looks to snap a nine-game losing streak Saturday when it welcomes its archrival.** The Keydets fell just shy of their first SoCon win Thursday, trimming a 12-point second-half deficit to just three with a few minutes left before falling 69-61 to Mercer. Sean Conway scored a game-high 18 points for VMI.

• **The Citadel fell at UNCG on Thursday, 70-60, closing the game on a 22-8 run.** Freshman Madison Durr led four Bulldogs in double figures with 14 points. VMI and The Citadel split last season's series, with each squad winning on the road.

• **Furman downed Chattanooga 77-69 on Wednesday in a rematch of last season's Ingles SoCon Basketball Championship title game.** The Paladins came out on the winning end this time thanks to a 13-3 game-ending run. Mike Bothwell and Jalen Slawson scored 22 and 21 points, respectively.

• **Wofford dropped a 76-71 affair at Western Carolina on Wednesday, surrendering a 9-0 game-ending run by the Catamounts.** Corey Tripp led the Terriers with a career-high 19 points, while B.J. Mack scored 10 to move within two of 1,000 career points.

• **League-leading Samford hosts Western Carolina on Saturday.** The Bulldogs picked up a 69-59 win at ETSU on Wednesday, with Logan Dye scoring 19 points to pace the Bulldogs for the sixth straight game. Samford's current seven-game winning streak is its longest since the 2005-06 season and its 7-0 start in conference play is its first since the 1998-99 campaign.

• **Western Carolina got a game-high 20 points from Vontarius Woolbright in its thrilling comeback win over Wofford, with Russell Jones Jr. hitting the go-ahead 3-pointer with 17.6 seconds left.** WCU improved to 11-9 overall on the season, matching its win total from all of last season.

• **UNCG welcomes Mercer on Saturday for the second of four straight at home.** The Spartans got 19 points and nine rebounds from Keyshaun Langley, both game highs, in Thursday's win over The Citadel.

• **After opening SoCon play 0-5, Mercer has won two straight, two of which came on the road, including Thursday's win at VMI.** The Bears, who overcame VMI's game-opening 17-3 run, got 14 points apiece from Jalyn McCreary and Kamar Robertson and scored 31 points off 18 VMI turnovers.

• **Chattanooga hosts in-state rival ETSU on Saturday. On Thursday, center Jake Stephens was one of 50 Division I players named to the watch list for the USBWA Oscar Robertson Trophy, which honors the national player of the year.**

• **Like the Mocs, ETSU has dropped two straight to fall to 3-4 in SoCon play.** The Bucs got a team-high 18 points and eight rebounds from Jalen Haynes in Wednesday's setback to Samford. ETSU cut a 12-point second-half deficit to just four late but couldn't complete the comeback.

ACTIVE SoCon CAREER LEADERS*

| Points scored | (SoCon career rank) |
|---------------|-------------------------|
| 1,851 | Jake Stephens, UTC, Gr. |
| 1,772 | Mike Bothwell, FUR, 5th |
| 1,310 | Bubba Parham, SAM, Sr. |
| 1,251 | Jalen Slawson, FUR, 5th |
| 987 | Logan Dye, SAM, Sr. |

| Points scored per game (min. 800 points) | |
|--|---------------------------------------|
| 15.98 | Bubba Parham (1,310/82 GP), SAM, Sr. |
| 13.32 | B.J. Mack (959/72), WOF, Sr. |
| 13.22 | Jake Stephens (1,851/140), UTC, Gr. |
| 12.57 | Mike Bothwell (1,772/141), FUR, 5th |
| 9.38 | Keyshaun Langley (976/104), UNCG, Sr. |

| Field-goal percentage (min. 240 made) | |
|---------------------------------------|-----------------------------------|
| .631 | Messiah Jones (284-450), WOF, Sr. |
| .539 | Stephen Clark (349-648), CIT, Sr. |
| .524 | Logan Dye (393-750), SAM, Sr. |
| .514 | Jalen Slawson (451-878), FUR, 5th |
| .510 | B.J. Mack (359-704), WOF, Sr. |

| 3-point field goals made | |
|--------------------------|-----------------------------|
| 231 | Jake Stephens, UTC, Gr. |
| 210 | Bubba Parham, SAM, Sr. |
| 189 | Sean Conway, VMI, Sr. |
| 181 | Keyshaun Langley, UNCG, Sr. |
| 179 | Mike Bothwell, FUR, 5th |

| 3-point field-goal percentage (min. 120 made) | |
|---|-------------------------------------|
| .384 | Jake Stephens (231-602), UTC, Gr. |
| .376 | Jordan King (137-364), ETSU, Jr. |
| .376 | Sean Conway (189-503), VMI, Sr. |
| .374 | Bubba Parham (210-562), SAM, Sr. |
| .364 | A.J. Caldwell (150-412), UTC, R-Sr. |

| Free-throw percentage (min. 110 made) | |
|---------------------------------------|---------------------------------------|
| .827 | Keyshaun Langley (163-197), UNCG, Sr. |
| .823 | B.J. Mack (158-192), WOF, Sr. |
| .820 | Mike Bothwell (323-394), FUR, 5th |
| .812 | Jake Stephens (358-441), UTC, Gr. |
| .798 | Bubba Parham (284-356), SAM, Sr. |

| Rebounds | |
|----------|--------------------------------|
| 934 | Jake Stephens, UTC, Gr. |
| 725 | Jalen Slawson, FUR, 5th |
| 629 | Mohammed Abdulsalam, UNCG, Gr. |
| 536 | Sean Conway, VMI, Sr. |
| 469 | Stephen Clark, CIT, Sr. |

| Rebounds per game (min. 280 rebounds) | |
|---------------------------------------|---|
| 7.65 | Jermaine Marshall (367/48 GP), SAM, Jr. |
| 6.67 | Jake Stephens (934/140), UTC, Gr. |
| 6.39 | Vonterius Woolbright (294/46), WCU, Sr. |
| 5.29 | Jalen Slawson (725/137), FUR, 5th |
| 5.06 | Sean Conway (536/106), VMI, Sr. |

| Blocked shots | |
|---------------|-------------------------|
| 200 | Jake Stephens, UTC, Gr. |
| 173 | Stephen Clark, CIT, Sr. |
| 158 | Jalen Slawson, FUR, 5th |
| 62 | Logan Dye, SAM, Sr. |
| 57 | Tyler Harris, WCU, Sr. |

| Steals | |
|--------|-----------------------------|
| 169 | Jalen Slawson, FUR, 5th |
| 149 | Mike Bothwell, FUR, 5th |
| 137 | Keyshaun Langley, UNCG, Sr. |
| 122 | Kobe Langley, UNCG, Sr. |
| 94 | A.J. Caldwell, UTC, R-Sr. |

| Assists | |
|---------|-----------------------------|
| 355 | Jake Stephens, UTC, Gr. |
| 341 | Mike Bothwell, FUR, 5th |
| 322 | Jalen Slawson, FUR, 5th |
| 260 | Keyshaun Langley, UNCG, Sr. |
| 255 | A.J. Caldwell, UTC, R-Sr. |

| Assists per game (min. 150 assists) | |
|-------------------------------------|--|
| 4.09 | Vonterius Woolbright (188/46 GP), WCU, Sr. |
| 3.15 | Dante Treacy (164/52), UNCG, Sr. |
| 2.94 | Bubba Parham (241/82), SAM, Sr. |
| 2.54 | Jake Stephens (355/140), UTC, Gr. |
| 2.50 | Keyshaun Langley (260/104), UNCG, Sr. |

* Stats accrued at SoCon schools only

SoCon RECORD BOOK

| TEAM |
|---|
| 3-point field goals made |
| Game |
| 1. 24 VMI vs. Furman 2/12/15 |
| 2. 23 The Citadel vs. Mid-Atlantic Christian 11/12/18 |
| 23 The Citadel vs. High Point 11/27/18 |
| 4. 22 Georgia Southern vs. Chattanooga 1/17/05 |
| 22 The Citadel vs. UNCG 2/28/19 |
| 22 Samford vs. Belhaven 12/21/20 |
| 22 Furman vs. North Greenville 11/9/21 |
| 22 VMI vs. Carlow 11/9/21 |
| 22 Chattanooga vs. Covenant 11/19/22 |
| 10.21 Furman vs. Virginia Intermont 12/29/04 |
| 21 VMI vs. Johnson 11/18/14 |
| 21 The Citadel vs. Ogelthorpe 11/10/17 |
| 21 Furman vs. North Greenville 11/15/18 |
| 21 VMI vs. Campbellville-Harrodsburg 12/15/20 |
| 21 Furman vs. South Carolina State 12/21/20 |
| 21 Furman vs. Western Carolina 1/19/22 |

| Rebounds |
|---|
| Game |
| 1. 78 George Wash. vs. Georgetown 1968-69 |
| 2. 76 Davidson vs. VMI 1/8/70 |
| 3. 70 VMI vs. Mid-Atlantic Christian 12/2/14 |
| 4. 69 The Citadel vs. Morris 11/15/22 |
| 5. 68 Davidson vs. Emory 11/9/07 |
| 6. 67 The Citadel vs. Clemson 11/25/00 |
| 67 The Citadel vs. Johnson 11/13/16 |
| 8. 65 Georgia Southern vs. UC Davis 11/12/06 |
| 9. 64 ETSU vs. Reinhardt 12/3/18 |
| 64 Western Carolina vs. Brescia 11/13/22 |

| INDIVIDUAL |
|--|
| Blocked shots |
| Career |
| 1. 349 Kyle Hines, UNCG 2004-08 |
| 2. 308 Rans Brempong, WCU 2001-05 |
| 3. 270 Justin Tuoyo, UTC 2014-17 |
| 4. 269 George Singleton, FUR 1981-84 |
| 5. 238 Jody Lumpkin, CofC 1998-01 |
| 6. 222 James Dickey, UNCG 2016-20 |
| 7. 220 Jeremy Clayton, APP 2004-08 |
| 8. 215 Kirill Misychenko, CIT 1995-98 |
| 9. 213 Lucas Troutman, Elon 2010-14 |
| 10. 202 Lewis Preston, VMI 1990-93 |
| --- |
| 200 Jake Stephens, VMI/UTC 2018-pr. |

DID YOU KNOW?

• SoCon squads picked up two wins over Power 5 conference opponents this season, with Furman downing South Carolina 79-60 on Nov. 20 and Wofford downing Texas A&M 67-62 on Dec. 20. SoCon schools earned six wins over Power 5 conference opponents in 2021-22.

• Prior to the COVID-affected 2020-21 season, the SoCon had produced four 20-game winners in each of the previous four seasons. Only UNCG (21-9) reached the benchmark in 2020-21, while three teams (Furman, Samford and Chattanooga) reached 20 wins last season.

SoCon PLAYERS OF THE WEEK

| | |
|--------------|-------------------------------------|
| Nov. 14..... | Jake Stephens, Gr., C, Chattanooga |
| Nov. 21..... | Mike Bothwell, 5th, G, Furman |
| Nov. 28..... | Jake Stephens, Gr., C, Chattanooga |
| Dec. 5..... | Jake Stephens, Gr., C, Chattanooga |
| Dec. 12..... | Jake Stephens, Gr., C, Chattanooga |
| Dec. 19..... | Jake Stephens, Gr., C, Chattanooga |
| Dec. 26..... | Jackson Paveletzke, Fr., G, Wofford |
| Jan. 2..... | Logan Dye, Sr., F, Samford |
| Jan. 9..... | Jake Stephens, Gr., C, Chattanooga |
| Jan. 16..... | Jordan King, Jr., G, ETSU |
| Jan. 23..... | |
| Jan. 30..... | |
| Feb. 6..... | |
| Feb. 13..... | |
| Feb. 20..... | |
| Feb. 27..... | |

SoCon PLAYERS OF THE MONTH

| | |
|---------------|------------------------------------|
| November..... | Jake Stephens, Gr., C, Chattanooga |
| December..... | Jake Stephens, Gr., C, Chattanooga |
| January..... | |
| February..... | |

NATIONAL HONORS

USBWA Oscar Robertson National Player Watch List
 Jake Stephens, Gr., C, Chattanooga

Karl Malone Award Watch List
 Jalen Slawson, 5th, F, Furman

Lou Henson Award Watch List
 Mike Bothwell, 5th, G, Furman
 Jalen Slawson, 5th, F, Furman
 Ques Glover, Jr., G, Samford
 Jake Stephens, Gr., C, Chattanooga

Field of 68 National Player of the Week
 Dec. 19.....Mike Bothwell, 5th, G, Furman

USBWA Oscar Robertson National Player of the Week
 Dec. 20.....Jake Stephens, Gr., C, Chattanooga

SoCon COACHING RECORDS

| Coach, school | Career (yrs.) | School (yrs.) | SoCon (yrs.) |
|---------------------------------|----------------|---------------|--------------|
| Ed Conroy, The Citadel | 189-232 (14th) | 56-88 (5th) | 31-52 (5th) |
| Desmond Oliver, ETSU | 22-30 (2nd) | Same | 10-15 (2nd) |
| Bob Richey, Furman | 125-53 (6th) | Same | 68-26 (6th) |
| Greg Gary, Mercer | 74-97 (6th) | 57-53 (4th) | 29-31 (4th) |
| Mike Jones, UNCG | 203-173 (12th) | 29-23 (2nd) | 15-10 (2nd) |
| Bucky McMillan, Samford | 40-31 (3rd) | Same | 19-17 (3rd) |
| Dan Earl, Chattanooga | 84-148 (8th) | 11-9 (1st) | 37-92 (8th) |
| Andrew Wilson, VMI | 5-15 (1st) | Same | 0-7 (1st) |
| Justin Gray, Western Carolina | 22-30 (2nd) | Same | 9-16 (2nd) |
| Dwight Perry, Wofford (interim) | 6-5 (1st) | Same | 3-4 (1st) |

SPECIALTY STATS LEADERS

40-point games

| | Ovr. | SoCon |
|-------------------|------|-------|
| Jordan King, ETSU | 1 | 1 |

30-point games

| | Ovr. | SoCon |
|--------------------|------|-------|
| Jake Stephens, UTC | 4 | 2 |
| Mike Bothwell, FUR | 2 | 0 |
| Jordan King, ETSU | 1 | 1 |

20-point games

| | Ovr. | SoCon |
|---------------------------|------|-------|
| Jake Stephens, UTC | 10 | 3 |
| Mike Bothwell, FUR | 9 | 3 |
| Stephen Clark, CIT | 7 | 3 |
| Jalyn McCreary, MER | 6 | 1 |
| Sean Conway, VMI | 6 | 1 |
| Asher Woods, VMI | 5 | 1 |
| Austin Ash, CIT | 4 | 0 |
| Marcus Foster, FUR | 4 | 3 |
| Jalen Slawson, FUR | 4 | 2 |
| Logan Dye, SAM | 4 | 3 |
| Jamal Johnson, UTC | 4 | 2 |
| Vonterius Woolbright, WCU | 4 | 3 |
| Jackson Paveletzke, WOF | 4 | 0 |
| Tony Felder, VMI | 3 | 0 |
| B.J. Mack, WOF | 3 | 1 |
| Jalen Haynes, ETSU | 2 | 0 |
| Jordan King, ETSU | 2 | 1 |
| Justice Smith, ETSU | 2 | 1 |
| Garrett Hein, FUR | 2 | 1 |
| JP Pegues, FUR | 2 | 0 |
| Keondre Kennedy, UNCG | 2 | 0 |
| Keyshaun Langley, UNCG | 2 | 2 |
| Tyzhaun Claude, WCU | 2 | 0 |
| Tre Jackson, WCU | 2 | 0 |
| Russell Jones Jr., WCU | 2 | 2 |
| Madison Durr, CIT | 1 | 0 |
| Elijah Morgan, CIT | 1 | 0 |
| Josh Taylor, ETSU | 1 | 0 |
| DeAnthony Tipler, ETSU | 1 | 0 |
| Luis Hurtado Jr., MER | 1 | 0 |
| Kamar Robertson, MER | 1 | 0 |
| Shawn Walker Jr., MER | 1 | 0 |
| Michael Zanoni, MER | 1 | 0 |
| Mikeyal Brown-Jones, UNCG | 1 | 0 |
| Achor Achor, SAM | 1 | 0 |
| Ques Glover, SAM | 1 | 0 |
| Jermaine Marshall, SAM | 1 | 1 |
| Sam Alexis, UTC | 1 | 0 |
| Rickey Bradley, VMI | 1 | 0 |
| Devin Butler, VMI | 1 | 0 |
| Carson McCorkle, WOF | 1 | 1 |

20-rebound games

| | Ovr. | SoCon |
|--------------------|------|-------|
| Jake Stephens, UTC | 1 | 0 |

10-rebound games

| | Ovr. | SoCon |
|---------------------------|------|-------|
| Jake Stephens, UTC | 11 | 4 |
| Tyzhaun Claude, WCU | 6 | 1 |
| Jalen Slawson, FUR | 5 | 1 |
| David Craig, MER | 4 | 0 |
| Keondre Kennedy, UNCG | 4 | 2 |
| Stephen Clark, CIT | 3 | 1 |
| Jaden Seymour, ETSU | 3 | 1 |
| Jermaine Marshall, SAM | 3 | 3 |
| Sean Conway, VMI | 3 | 1 |
| Josh Taylor, ETSU | 2 | 0 |
| Garrett Hein, FUR | 2 | 0 |
| Luis Hurtado Jr., MER | 2 | 0 |
| Mohammed Abdulsalam, UNCG | 2 | 0 |
| Mikeyal Brown-Jones, UNCG | 2 | 1 |
| Sam Alexis, UTC | 2 | 0 |
| Marcus Kell, WCU | 2 | 0 |
| Vonterius Woolbright, WCU | 2 | 0 |
| Messiah Jones, WOF | 2 | 1 |
| Austin Ash, CIT | 1 | 0 |
| David Maynard, CIT | 1 | 0 |
| Brady Spence, CIT | 1 | 0 |
| Jalen Haynes, ETSU | 1 | 0 |
| Marcus Foster, FUR | 1 | 1 |
| Tyrese Hughey, FUR | 1 | 0 |
| TJ Grant, MER | 1 | 0 |
| Jalyn McCreary, MER | 1 | 1 |
| Base Leyte, UNCG | 1 | 0 |
| Achor Achor, SAM | 1 | 0 |
| Bubba Parham, SAM | 1 | 0 |

| | | |
|----------------------|---|---|
| Demetrius Davis, UTC | 1 | 0 |
| Rickey Bradley, VMI | 1 | 0 |
| Asher Woods, VMI | 1 | 1 |
| Marlow Gilmore, WCU | 1 | 0 |
| Kyler Filewich, WOF | 1 | 0 |
| Amarri Tice, WOF | 1 | 0 |

10-assist games

| | Ovr. | SoCon |
|---------------------------|------|-------|
| Luis Hurtado Jr., MER | 1 | 0 |
| Jaron Rillie, SAM | 1 | 1 |
| Rickey Bradley, VMI | 1 | 0 |
| DJ Campbell, WCU | 1 | 0 |
| Vonterius Woolbright, WCU | 1 | 1 |
| Jackson Paveletzke, WOF | 1 | 0 |

5-block games

| | Ovr. | SoCon |
|--------------------|------|-------|
| Jake Stephens, UTC | 3 | 1 |
| Stephen Clark, CIT | 2 | 2 |

5-steal games

| | Ovr. | SoCon |
|------------------------|------|-------|
| Jordan King, ETSU | 1 | 1 |
| Keyshaun Langley, UNCG | 1 | 1 |
| Jaron Rillie, SAM | 1 | 1 |
| Devin Butler, VMI | 1 | 0 |
| Russell Jones Jr., WCU | 1 | 0 |
| Corey Tripp, WOF | 1 | 0 |

Double-doubles

| | Ovr. | SoCon |
|----------------------------|------|-------|
| Jake Stephens, UTC | 11 | 4 |
| Tyzhaun Claude, WCU | 6 | 1 |
| Jalen Slawson, FUR | 5 | 1 |
| Keondre Kennedy, UNCG | 4 | 2 |
| Jaden Seymour, ETSU | 3 | 1 |
| David Craig, MER | 3 | 0 |
| Luis Hurtado Jr., MER* | 3 | 0 |
| Jermaine Marshall, SAM | 3 | 3 |
| Stephen Clark, CIT | 2 | 1 |
| Sam Alexis, UTC | 2 | 0 |
| Sean Conway, VMI | 2 | 0 |
| Marcus Kell, WCU | 2 | 0 |
| Vonterius Woolbright, WCU* | 3 | 1 |
| Austin Ash, CIT | 1 | 0 |
| Jalen Haynes, ETSU | 1 | 0 |
| Josh Taylor, ETSU | 1 | 0 |
| Marcus Foster, FUR | 1 | 1 |
| Tyrese Hughey, FUR | 1 | 1 |
| Jalyn McCreary, MER | 1 | 1 |
| Mohammed Abdulsalam, UNCG | 1 | 0 |
| Base Leyte, UNCG | 1 | 0 |
| Achor Achor, SAM | 1 | 0 |
| Bubba Parham, SAM | 1 | 0 |
| Demetrius Davis, UTC | 1 | 0 |
| DJ Campbell, WCU* | 1 | 0 |
| Marlow Gilmore, WCU | 1 | 0 |
| Kyler Filewich, WOF | 1 | 0 |
| Messiah Jones, WOF | 1 | 0 |
| Jackson Paveletzke, WOF* | 1 | 0 |

30/20 games

| | Ovr. | SoCon |
|--------------------|------|-------|
| Jake Stephens, UTC | 1 | 0 |

30/10 games

| | Ovr. | SoCon |
|--------------------|------|-------|
| Jake Stephens, UTC | 4 | 2 |

20/20 games

| | Ovr. | SoCon |
|--------------------|------|-------|
| Jake Stephens, UTC | 1 | 0 |

20/10 games

| | Ovr. | SoCon |
|--------------------------|------|-------|
| Jake Stephens, UTC | 9 | 3 |
| Jalen Slawson, FUR | 2 | 1 |
| Stephen Clark, CIT | 1 | 0 |
| Marcus Foster, FUR | 1 | 1 |
| Sam Alexis, UTC | 1 | 0 |
| Sean Conway, VMI | 1 | 0 |
| Tyzhaun Claude, WCU | 1 | 0 |
| Jackson Paveletzke, WOF* | 1 | 0 |

* 1 via points/assists

3-POINTER STREAKS

• Four Southern Conference players have streaks of at least 10 games with at least one made 3-pointer, led by The Citadel's Austin Ash, whose 21-game stretches back to his final two games in an Iowa uniform. ETSU's Jordan King saw his streak of 34 straight games with a made 3 snapped in an 0-for-4 effort against Furman on Jan. 7.

Consecutive games with a 3-pointer

| Player, school, class | '22-23 | '21-22 | Total |
|----------------------------|--------|--------|-------|
| Austin Ash, CIT, Gr. | 19 | 2* | 21 |
| Tre Jackson, WCU, Sr. | 19 | x | 19 |
| Jamal Johnson, UTC, Sr. | 18 | x | 18 |
| Keondre Kennedy, UNCG, Gr. | 12 | x | 12 |

* Streak began at previous school

• As a team, ETSU has the fourth-longest active streak in the NCAA at 1,112 consecutive games with a made 3-pointer. The last time the Bucs failed to make at least one triple was in an 0-for-8 showing against Davidson on Feb. 16, 1987.

Preseason predictions

Furman is the preseason favorite to win the 2022-23 Southern Conference men's basketball title in polling of the league's 10 men's basketball coaches and media. Jake Stephens, a graduate transfer at Chattanooga after four years at VMI, is the coaches' preseason player of the year selection after finishing second in the league in scoring (19.6 ppg) and rebounding (9.0 rpg) last season. He also led the league in field-goal percentage (.551) and 3-point field-goal percentage (.490).

Preseason Player of the Year

Jake Stephens, Gr., C, Chattanooga

Preseason All-Southern Conference Team

Jordan King, Jr., G, ETSU
 Mike Bothwell, 5th, G, Furman
 Jalen Slawson, 5th, F, Furman
 Logan Dye, Sr., F, Samford
 Ques Glover, Jr., G, Samford
 Jermaine Marshall, Jr., F, Samford
 Bubba Parham, Sr., G, Samford
 Jake Stephens, Gr., C, Chattanooga
 Messiah Jones, Sr., F, Wofford
 B.J. Mack, Sr., F/C, Wofford

| Coaches poll | | Media poll | |
|---------------------|-------|---------------------|-------|
| Team (1st) | Total | Team (1st) | Total |
| 1. Furman (6) | 78 | 1. Furman (18) | 263 |
| 2. Samford (4) | 74 | 2. Chattanooga (3) | 231 |
| 3. UNCG | 63 | 3. Samford (5) | 223 |
| 4. Chattanooga | 60 | 4. UNCG (1) | 201 |
| 5. Wofford | 41 | 5. Wofford | 168 |
| 6. ETSU | 40 | 6. ETSU | 138 |
| 7. Mercer | 39 | 7. Mercer (1) | 137 |
| 8. Western Carolina | 29 | 8. Western Carolina | 79 |
| 9. The Citadel | 17 | 9. The Citadel | 57 |
| 10. VMI | 9 | 10. VMI | 43 |

MID-MAJOR TOP 25

CollegelInsider.com Mid-Major Top 25

| School (1st-place) | PS | N14 | N21 | N28 | D5 | D12 | D19 | D26 | J2 | J9 | J16 |
|--------------------|----------|----------|-----------|-----------|----------|-----------|-----------|-----------|-----------|-----------|-----|
| Gonzaga (31) | 1 | 1 | 1 | 1 | 1 | 1 | 1 | 1 | 1 | 1 | 1 |
| Charleston | - | - | 8 | 3 | 2 | 2 | 2 | 2 | 2 | 2 | 2 |
| Saint Mary's | 3 | 2 | 2 | 4 | 5 | 3 | 3 | 3 | 3 | 3 | 3 |
| Kent State | 7 | 6 | 4 | 5 | 4 | 4 | 4 | 4 | 4 | 4 | 4 |
| Drake | 2 | 4 | 3 | 2 | 3 | 5 | 7 | 5 | 6 | 8 | 5 |
| Louisiana | 13 | 8 | 7 | 8 | 7 | 6 | 5 | 6 | 11 | 10 | 6 |
| UC Santa Barbara | 16 | 12 | 15 | 13 | 15 | 15 | 11 | 11 | 8 | 5 | 7 |
| Oral Roberts | 12 | 15 | 16 | - | - | 24 | 16 | 14 | 10 | 6 | 8 |
| Marshall | - | - | - | - | 24 | 14 | 14 | 12 | 16 | 17 | 9 |
| Southern Illinois | 14 | 20 | 21 | 22 | 25 | - | - | - | 23 | 24 | 10 |
| Southern Miss | - | - | - | 18 | 18 | 12 | 8 | 10 | 5 | 7 | 11 |
| BYU | 10 | 11 | 9 | 20 | - | - | - | - | 20 | 22 | 12 |
| Santa Clara | - | - | - | - | 22 | - | 17 | 16 | 18 | 20 | 13 |
| UNCW | - | - | - | - | - | - | 20 | 18 | 15 | 11 | 14 |
| Indiana State | - | - | 24 | 24 | 11 | 11 | 12 | 15 | 14 | 9 | 15 |
| Utah Valley | - | - | - | - | - | - | - | - | 25 | 14 | 16 |
| Iona | 9 | 10 | 11 | 15 | 14 | 8 | 9 | 9 | 7 | 12 | 17 |
| Seattle | - | - | - | 25 | - | - | - | - | - | - | 18 |
| Liberty | 5 | 9 | 14 | 16 | 20 | 20 | - | 25 | 22 | 23 | 19 |
| Stephen F. Austin | - | - | - | - | - | - | - | - | - | 18 | 20 |
| Southern Utah | - | - | - | - | - | - | - | - | - | - | 21 |
| Sam Houston | - | 18 | 10 | 6 | 8 | 7 | 6 | 7 | 9 | 13 | 22 |
| Toledo | 4 | 5 | 5 | 9 | 13 | 10 | 13 | 13 | 13 | 16 | 23 |
| Cornell | - | - | - | - | - | - | - | - | - | - | 24 |
| UMass-Lowell | - | - | - | - | - | 25 | 25 | 21 | 17 | 19 | 25 |
| Yale | - | - | - | 23 | 12 | 13 | 10 | 8 | 12 | 15 | - |
| Furman | 6 | 3 | 12 | 10 | 9 | 19 | 24 | 20 | 24 | 21 | - |
| Princeton | - | - | - | - | - | - | - | - | - | 25 | - |
| James Madison | - | - | - | - | - | 22 | 15 | 23 | 19 | - | - |
| Bradley | - | - | - | - | - | - | - | 19 | 21 | - | - |
| San Francisco | - | - | 19 | 19 | 21 | 21 | 22 | 17 | - | - | - |
| Northwestern State | - | - | - | - | 23 | 18 | 19 | 22 | - | - | - |
| Grand Canyon | 11 | 14 | 13 | 14 | 10 | 23 | 23 | 24 | - | - | - |
| Towson | 8 | 7 | 6 | 7 | 6 | 9 | 18 | - | - | - | - |
| UC Irvine | - | 13 | 18 | 11 | 16 | 16 | 21 | - | - | - | - |
| Bryant | 23 | 23 | 23 | 12 | 17 | 17 | - | - | - | - | - |
| Hofstra | 24 | 16 | 17 | 17 | 19 | - | - | - | - | - | - |
| Norfolk State | 20 | 21 | 22 | 21 | - | - | - | - | - | - | - |
| Akron | 18 | 19 | 20 | - | - | - | - | - | - | - | - |
| New Mexico State | 22 | 25 | 25 | - | - | - | - | - | - | - | - |
| South Dakota State | 15 | 17 | - | - | - | - | - | - | - | - | - |
| Belmont | 21 | 22 | - | - | - | - | - | - | - | - | - |
| Purdue-Fort Wayne | 17 | 24 | - | - | - | - | - | - | - | - | - |
| NKU | 19 | - | - | - | - | - | - | - | - | - | - |
| Longwood | 25 | - | - | - | - | - | - | - | - | - | - |

OTHERS RECEIVING VOTES: Ball State 81, Belmont 70, **Furman 60**, UC Irvine 45, Grand Canyon 42, Hawaii 41, Colgate 34, UC Riverside 32, Akron 31, Yale 28, Bradley 23, **Samford 23**, Youngstown State 22, Milwaukee 21, Norfolk State 20, Princeton 15, James Madison 13, UNC Asheville 11, Eastern Washington 10, SIUE 10, Towson 9, Longwood 8, Bryant 6, Eastern Kentucky 6, Kennesaw State 5, **UNCG 5**, Siena 4, UMBC 3, Stetson 2, Northern Kentucky 1, Southern 1.

OTHER NATIONAL RANKINGS

SoCon in the NET Rankings (Jan. 20)

| | |
|-----|------------------|
| 114 | Furman |
| 124 | UNCG |
| 134 | Samford |
| 142 | Chattanooga |
| 225 | Wofford |
| 238 | Western Carolina |
| 240 | Mercer |
| 295 | ETSU |
| 313 | The Citadel |
| 343 | VMI |

SoCon in the RPI (via WarrenNolan.com, Jan. 20)

| | |
|-----|------------------|
| 118 | UNCG |
| 153 | Furman |
| 157 | Chattanooga |
| 173 | Samford |
| 251 | Western Carolina |
| 253 | Wofford |
| 277 | Mercer |
| 285 | The Citadel |
| 333 | ETSU |
| 345 | VMI |

THE SOCON ON TELEVISION

The SoCon will have five regular-season games on ESPNU and five on CBS Sports Network this season. The league will also continue to have its weekly Ingles SoCon Game of the Week on select Nexstar affiliates during league play.

Additionally, the quarterfinals of the Ingles SoCon Basketball Championship will air on select Nexstar affiliates, the semifinals will air on either ESPN2 or ESPN and the final will air on ESPN.

SoCON AMONG NCAA DI STATISTICS LEADERS (TOP 25)

TEAM

Assist/turnover ratio

17. Furman, 1.46

Assists per game

8. Furman, 18.1

Effective FG pct.

6. Furman, .574
12. Chattanooga, .564

Field-goal percentage

12. Furman, 49.2

Fouls per game

2. Wofford, 13.0

Free-throw attempts per game

23. Samford, 22.8

Free-throw percentage

17. VMI, 76.8

Free-throws made per game

18. Samford, 16.8

Scoring offense

179. Furman, 81.7

3-point attempts per game

2. Chattanooga, 31.0
13. Furman, 27.6
15. Western Carolina, 27.2
17. VMI, 27.0
25. Samford, 26.2

3-pointers per game

2. Chattanooga, 11.7
10. VMI, 10.2
17. Furman, 9.8
21. Western Carolina, 9.5

INDIVIDUAL

Assist/turnover ratio

1. Dalvin White, UTC, 4.31

Blocks

10. Jake Stephens, UTC, 47

Blocks per game

16. Jake Stephens, UTC, 2.35

Double-doubles

4. Jake Stephens, UTC, 11

Field goals

6. Jake Stephens, UTC, 150
15. Mike Bothwell, FUR, 141

Free-throw attempts

25. Tyzhaun Claude, WCU, 118

Free-throws

15. Jake Stephens, UTC, 93

Minutes per game

7. Austin Ash, CIT, 37:05

Points

2. Jake Stephens, UTC, 445
12. Mike Bothwell, FUR, 393

Points per game

5. Jake Stephens, UTC, 21.8

Rebounds

7. Jake Stephens, UTC, 204

Rebounds (defensive) per game

8. Jake Stephens, UTC, 7.80

Rebounds per game

13. Jake Stephens, UTC, 10.2

3-point attempts

5. Austin Ash, CIT, 175
18. Tre Jackson, WCU, 157

3-point percentage

21. Sean Conway, VMI, 43.0
24. Tre Jackson, WCU, 42.7

3-pointers per game

7. Tre Jackson, WCU, 3.53
11. Austin Ash, CIT, 3.37

Total 3-pointers made

8. Tre Jackson, WCU, 67
10. Austin Ash, CIT, 64

America East Conference (1-0)

11/22 UNCG 76, UMBC 72

American Athletic Conference (0-2)

11/8 East Carolina 77, Mercer 75
12/4 UCF 80, Samford 77 (OT)

ASUN Conference (0-6)

11/23 Lipscomb 72, Chattanooga 66
12/2 Kennesaw State 66, Mercer 63
12/3 Jacksonville State 63, ETSU 61
12/10 FGCU 67, Mercer 62
12/14 Queens 78, ETSU 75
12/22 Eastern Kentucky 68, UNCG 64

Atlantic 10 Conference (0-4)

11/7 Richmond 69, VMI 48
11/13 Davidson 75, VMI 71
12/7 Davidson 72, Western Carolina 64
12/22 Fordham 80, VMI 77 (OT)

Atlantic Coast Conference (0-5)

11/7 Clemson 80, The Citadel 69
11/11 Miami (Fla.) 79, UNCG 65
11/21 Florida State 81, Mercer 72
12/13 NC State 92, Furman 73
12/13 North Carolina 100, The Citadel 67

Big East Conference (0-2)

11/19 Butler 89, The Citadel 42
11/30 DePaul 103, Samford 98 (OT)

Big Sky Conference (1-0)

11/25 UNCG 77, Montana State 66
(Northern Classic; Laval, Quebec, Canada)

Big South Conference (8-9)

11/10 The Citadel 70, Presbyterian 58
11/12 High Point 91, Wofford 80
11/18 Longwood 90, VMI 58
11/18 Wofford 60, Gardner-Webb 58
11/19 Mercer 77, Winthrop 68
11/26 UNC Asheville 73, Western Carolina 61
11/29 Presbyterian 72, VMI 57
11/30 The Citadel 76, Charleston Southern 73
11/30 Gardner-Webb 71, Western Carolina 55
12/1 Wofford 76, Presbyterian 63
12/3 Chattanooga 82, Gardner-Webb 71
12/3 USC Upstate 79, Western Carolina 64
12/6 High Point 85, Furman 82
12/10 VMI 77, Radford 74
12/10 Furman 82, Winthrop 67
12/17 Longwood 75, The Citadel 70
12/17 UNC Asheville 74, ETSU 73

Big Ten Conference (0-2)

11/10 Maryland 71, Western Carolina 51
11/17 Penn State 73, Furman 68
(Shriners Children's Charleston Classic; Charleston, S.C.)

Colonial Athletic Association (3-6)

11/7 College of Charleston 85, Chattanooga 78
11/11 ETSU 77, Elon 64
(Asheville Championship at Asheville, N.C.)
11/17 Towson 56, UNCG 53
11/20 Wofford 78, North Carolina A&T 64
11/26 Hofstra 65, UNCG 53
(Northern Classic; Laval, Quebec, Canada)
11/27 Towson 70, Mercer 60
(Hostilo Hoops Community Classic; Savannah, Ga.)
11/30 North Carolina A&T 73, UNCG 56
12/3 College of Charleston 79, The Citadel 57
12/3 UNCG 65, Elon 61

Conference USA (1-1)

11/25 Louisiana Tech 79, Samford 76
12/15 Chattanooga 82, Middle Tennessee 73

Division I Independent (0-0)

1/30 Chicago State at The Citadel, 7 p.m.

Horizon League (3-0)

11/25 The Citadel 74, IUPUI 53
(Big Easy Classic; New Orleans, La.)
11/25 Mercer 72, Robert Morris 66
(Hostilo Hoops Community Classic; Savannah, Ga.)
12/6 Chattanooga 88, Milwaukee 76

Metro Atlantic Athletic Conference (1-0)

11/26 Mercer 60, Fairfield 58
(Hostilo Hoops Community Classic; Savannah, Ga.)

Mid-Eastern Athletic Conference (1-2)

12/3 Furman 88, South Carolina State 76
12/17 South Carolina State 62, Samford 61
12/20 North Carolina Central 81, The Citadel 74

Missouri Valley Conference (3-2)

11/11 Furman 89, Belmont 74
11/14 Drake 80, Wofford 72
11/23 Samford 79, Valparaiso 49
11/26 Chattanooga 69, Murray State 66
12/18 Belmont 83, Chattanooga 79 (OT)
12/21 Samford at Belmont, 7:30 p.m.

Non-Division I (25-1)

11/7 UNCG 93, Johnson & Wales 60
(Fleming Gymnasium)
11/7 ETSU 88, Emory & Henry 66
11/7 Furman 91, North Greenville 55
11/7 Wofford 120, Bob Jones 48
11/7 Samford 109, Anderson 85
11/10 Chattanooga 93, Oakland City 49
11/10 VMI 100, Penn State New Kensington 58
11/10 Samford 80, Spring Hill 61
11/11 Mercer 118, Milligan 64
11/12 Samford 90, Belhaven 38
11/13 Western Carolina 112, Brescia 45
11/15 The Citadel 109, Morris College 66
11/19 Chattanooga 108, Covenant 55
11/23 Wofford 70, North Greenville 59
11/25 Furman 102, Tusculum 74
11/26 VMI 108, Regent 58
11/27 Tennessee Southern 84, Samford 82
11/30 ETSU 84, Mars Hill 56
12/6 Mercer 100, Middle Georgia State 62
12/7 VMI 106, Carlow 67
12/10 Chattanooga 97, Johnson University 47
12/10 Western Carolina 99, Brevard 55
12/17 Wofford 107, Montreat 65
12/18 UNCG 120, Warren Wilson 48
(Fleming Gymnasium)
12/19 Furman 106, Anderson 79
12/20 Western Carolina 117, Toccoa Falls 50

Northeast Conference (0-1)

11/20 Farleigh Dickinson 93, VMI 89
(JK54 Classic; Farmville, Va.)

Ohio Valley Conference (5-3)

11/17 ETSU 84, Little Rock 76
11/19 SIUE 93, VMI 67
(JK54 Classic at Farmville, Va.)
11/20 Western Carolina 90, Lindenwood 88 (OT)
(McNeese State MTE; Lake Charles, La.)
11/20 Tennessee Tech 69, ETSU 62
11/30 Chattanooga 81, Tennessee Tech 74
12/11 Morehead State 61, ETSU 57
12/17 Mercer 79, Morehead State 52
12/17 Western Carolina 75, Tennessee Tech 65

Patriot League (1-1)

12/3 VMI 80, Navy 72
12/13 American 69, VMI 61

Southeastern Conference (2-8)

11/7 Georgia 68, Western Carolina 55
11/15 Ole Miss 70, Chattanooga 58
11/20 Furman 79, South Carolina 60
(Shriners Children's Charleston Classic at Charleston, S.C.)
11/27 Georgia 62, ETSU 47
11/27 LSU 78, Wofford 75
12/3 Vanderbilt 65, Wofford 62
12/6 #9 Arkansas 65, UNCG 58
12/20 Wofford 67, Texas A&M 62

| | |
|---|------|
| America East Conference..... | 1-0 |
| American Athletic Conference..... | 0-2 |
| ASUN Conference..... | 0-6 |
| Atlantic 10 Conference..... | 0-4 |
| Atlantic Coast Conference..... | 0-5 |
| Big East Conference..... | 0-2 |
| Big Sky Conference..... | 1-0 |
| Big South Conference..... | 8-9 |
| Big Ten Conference..... | 0-2 |
| Colonial Athletic Association..... | 3-6 |
| Conference USA..... | 1-1 |
| Division I Independents..... | 0-0 |
| Horizon League..... | 3-0 |
| Metro Atlantic Athletic Conference..... | 1-0 |
| Mid-Eastern Athletic Conference..... | 1-2 |
| Missouri Valley Conference..... | 3-2 |
| Non-Division I opponents..... | 25-1 |
| Northeast Conference..... | 0-1 |
| Ohio Valley Conference..... | 5-3 |
| Patriot League..... | 1-1 |
| Southeastern Conference..... | 2-8 |
| Southland Conference..... | 3-0 |
| Southwestern Athletic Conference..... | 2-0 |
| Summit League..... | 0-1 |
| Sun Belt Conference..... | 4-6 |
| Western Athletic Conference..... | 1-1 |

| | |
|-------------------|--------------|
| Total..... | 65-63 |
| Home..... | 44-15 |
| Away..... | 12-39 |
| Neutral..... | 9-9 |
| vs. Top 25..... | 0-1 |

12/21 Georgia 72, Chattanooga 65
12/21 LSU 72, ETSU 68

Southland Conference (3-0)

11/18 Western Carolina 88, McNeese 69
11/19 Western Carolina 98, Lamar 91 (OT)
(McNeese State MTE at Lake Charles, La.)
11/23 The Citadel 72, New Orleans 65

Southwestern Athletic Conference (2-0)

11/17 Samford 84, Alabama A&M 64
11/20 Samford 78, Texas Southern 63

Summit League (0-1)

11/24 Denver 74, The Citadel 71
(Big Easy Classic; New Orleans, La.)


Sun Belt Conference (4-6)

11/13 Louisiana 81, ETSU 77
(Asheville Championship; Asheville, N.C.)
11/15 Georgia State 85, Mercer 83 (OT)
11/18 Old Dominion 82, Furman 77
(Shriners Children's Charleston Classic; Charleston, S.C.)
11/23 App State 74, ETSU 70
11/29 Furman 65, App State 61
12/6 Wofford 71, Coastal Carolina 61
12/10 Georgia Southern 79, Wofford 57
12/10 Louisiana 75, Samford 58
12/13 UNCG 75, Marshall 67
12/21 Mercer 82, Troy 79

Western Athletic Conference (1-1)

11/27 Stephen F. Austin 75, UNCG 58
(Northern Classic; Laval, Quebec, Canada)
12/17 Furman 72, Stephen F. Austin 70
(Greenville Winter Invitational/Bon Secours Wellness Arena)


All times Eastern
Schedule subject to change



The Citadel (7-18, 2-5 SoCon)

| | | |
|------|---|-----------|
| N7 | at Clemson (ACC Network Extra) | L, 69-80 |
| N10 | PRESBYTERIAN (ESPN+) | W, 70-58 |
| N15 | MORRIS COLLEGE (ESPN+) | W, 109-66 |
| N19 | at Butler (FS2) | L, 42-89 |
| N23 | at New Orleans^ (ESPN+) | W, 72-65 |
| N24 | vs. Denver^ (ESPN+) | L, 71-74 |
| N25 | vs. IUPUI^ (ESPN+) | W, 74-53 |
| N30 | at Charleston Southern (ESPN+) | W, 76-73 |
| D3 | COLLEGE OF CHARLESTON (ESPN+) | L, 57-79 |
| D13 | at North Carolina (ESPN2) | L, 67-100 |
| D17 | LONGWOOD (ESPN+) | L, 70-75 |
| D20 | at North Carolina Central (NCCU Sports Network) | L, 74-81 |
| D29 | *CHATTANOOGA (ESPN+) | W, 76-68 |
| D31 | *SAMFORD (ESPN+) | L, 63-75 |
| J4 | *at Furman (ESPN+) | L, 72-97 |
| J7 | *at Wofford (ESPN+) | L, 57-77 |
| J11 | *ETSU (ESPN+) | L, 74-96 |
| J14 | *WESTERN CAROLINA (ESPN+) | W, 65-61 |
| J19 | *at UNCG (ESPN+) | L, 60-70 |
| J21 | *at VMI (ESPN+) | 1 p.m. |
| J25 | *at Western Carolina (ESPN+) | 7 p.m. |
| J28 | *MERCER (ESPN+) | 1 p.m. |
| J30 | CHICAGO STATE (ESPN+) | 7 p.m. |
| F2 | *VMI (ESPN+) | 7 p.m. |
| F4 | *UNCG (ESPN+) | 1 p.m. |
| F8 | *at Chattanooga (ESPN+) | 7 p.m. |
| F11 | *at Samford (ESPN+) | 3 p.m. |
| F15 | *FURMAN (ESPN+) | 7 p.m. |
| F18 | *WOFFORD (ESPN+) | 1 p.m. |
| F22 | *at ETSU (ESPN+) | 7 p.m. |
| F25 | *at Mercer (ESPN+) | TBA |
| M3-6 | at Ingles SoCon Championship (Asheville, N.C.) | |


^ - Big Easy Classic (New Orleans, La.)



ETSU (7-13, 3-4 SoCon)

| | | |
|------|--|----------|
| N7 | EMORY & HENRY (ESPN+) | W, 88-66 |
| N11 | vs. Elon^ (ESPN+) | W, 77-64 |
| N13 | vs. Louisiana^ (ESPNU) | L, 77-81 |
| N17 | LITTLE ROCK (ESPN+) | W, 84-76 |
| N20 | at Tennessee Tech (ESPN+) | L, 62-69 |
| N23 | APP STATE (ESPN+) | L, 70-74 |
| N27 | at Georgia (SEC Network) | L, 47-62 |
| N30 | MARS HILL (ESPN+) | W, 84-56 |
| D3 | JACKSONVILLE STATE (ESPN+) | L, 61-63 |
| D11 | at Morehead State (ESPN+) | L, 57-61 |
| D14 | QUEENS (ESPN+) | L, 75-78 |
| D17 | UNC ASHEVILLE (WCYB/ESPN+) | L, 73-74 |
| D21 | at LSU (SEC Network Plus) | L, 68-72 |
| D29 | *at Wofford (ESPN+) | W, 73-71 |
| D31 | *at VMI (ESPN+) | W, 64-50 |
| J4 | *WESTERN CAROLINA (ESPN+) | L, 60-71 |
| J7 | *FURMAN (WCYB/ESPN+) | L, 56-70 |
| J11 | *at The Citadel (ESPN+) | W, 96-74 |
| J14 | *MERCER (ESPN+) | L, 55-68 |
| J18 | *SAMFORD (ESPN+) | L, 59-69 |
| J21 | *at Chattanooga (ESPN+) | 3 p.m. |
| J25 | *at Mercer (ESPN+) | 7 p.m. |
| J28 | *CHATTANOOGA (ESPN+) | 4 p.m. |
| F1 | *WOFFORD (ESPN+) | 7 p.m. |
| F4 | *at Samford (ESPN+) | 3 p.m. |
| F7 | *at UNCG (ESPNU) | 7 p.m. |
| F10 | *VMI (ESPN+) | 7 p.m. |
| F15 | *at Western Carolina (ESPN+) | 7 p.m. |
| F19 | *at Furman (ESPNU) | 6 p.m. |
| F22 | *THE CITADEL (ESPN+) | 7 p.m. |
| F25 | *UNCG (WCYB/ESPN+) | 4 p.m. |
| M3-6 | at Ingles SoCon Championship (Asheville, N.C.) | |


^ - Asheville Championship (Asheville, N.C.)



Furman (14-6, 5-2 SoCon)

| | | |
|------|--|---------------|
| N7 | NORTH GREENVILLE (ESPN+) | W, 91-55 |
| N11 | BELMONT (ESPN+) | W, 89-74 |
| N17 | vs. Penn State^ (ESPNU) | L, 68-73 |
| N18 | vs. Old Dominion^ (ESPNU) | L, 77-82 |
| N20 | vs. South Carolina^ (ESPNEWS) | W, 79-60 |
| N25 | TUSCULUM (ESPN+) | W, 102-74 |
| N29 | at App State | W, 65-61 |
| D3 | SOUTH CAROLINA STATE (ESPN+) | W, 88-76 |
| D6 | HIGH POINT (ESPN+) | L, 82-85 |
| D10 | WINTHROP (ESPN+) | W, 82-67 |
| D13 | at NC State (ACC Network) | L, 73-92 |
| D17 | vs. Stephen F. Austin# (YouTube) | W, 72-70 |
| D19 | ANDERSON (ESPN+) | W, 106-79 |
| D29 | *VMI (ESPN+) | W, 85-62 |
| D31 | *at Western Carolina (ESPN+) | L, 67-79 |
| J4 | *THE CITADEL (ESPN+) | W, 97-72 |
| J7 | *at ETSU (WCYB/ESPN+) | W, 70-56 |
| J11 | *at Mercer (ESPN+) | W, 84-66 |
| J14 | *UNCG (ESPN+) | L, 80-88 (OT) |
| J18 | *at Chattanooga (ESPN+) | W, 77-69 |
| J22 | *at Wofford (ESPNU) | 4 p.m. |
| J25 | *SAMFORD (ESPN+) | 7 p.m. |
| J29 | *at UNCG (ESPN+) | 3 p.m. |
| F1 | *CHATTANOOGA (ESPN+) | 7 p.m. |
| F4 | *WOFFORD & (CBS Sports Network) | 6 p.m. |
| F8 | *at VMI (ESPN+) | 7 p.m. |
| F11 | *WESTERN CAROLINA (ESPN+) | 2 p.m. |
| F15 | *at The Citadel (ESPN+) | 7 p.m. |
| F19 | *ETSU (ESPNU) | 6 p.m. |
| F22 | *MERCER (ESPN+) | 7 p.m. |
| F25 | *at Samford (ESPN+) | 3 p.m. |
| M3-6 | at Ingles SoCon Championship (Asheville, N.C.) | |


^ - Shriners Children's Charleston Classic (Charleston, S.C.)
- Greenville Winter Invitational (Bon Secours Wellness Arena)
& - Bon Secours Wellness Arena



Mercer (9-11, 2-5 SoCon)

| | | |
|------|--|---------------|
| N8 | at East Carolina (ESPN+) | L, 75-77 |
| N11 | MILLIGAN (ESPN+) | W, 118-64 |
| N15 | at Georgia State (ESPN+) | L, 83-85 (OT) |
| N19 | WINTHROP (ESPN+) | W, 77-68 |
| N21 | at Florida State (ACC Network) | L, 72-81 |
| N25 | vs. Robert Morris^ (Event Live+) | W, 72-66 |
| N26 | vs. Fairfield^ (Event Live+) | W, 60-58 |
| N27 | vs. Towson^ (Event Live+) | L, 60-70 |
| D2 | KENNESAW STATE (ESPN+) | L, 63-66 |
| D6 | MIDDLE GEORGIA STATE (ESPN+) | W, 100-62 |
| D10 | at FGCU (ESPN+) | L, 62-67 |
| D17 | MOREHEAD STATE (ESPN+) | W, 79-52 |
| D21 | at Troy | W, 82-79 |
| D28 | *at Samford (ESPNU) | L, 69-78 |
| D31 | *CHATTANOOGA (ESPN+) | L, 51-80 |
| J4 | *WOFFORD (ESPN+) | L, 52-53 |
| J7 | *at Western Carolina (ESPN+) | L, 45-73 |
| J11 | *FURMAN (ESPN+) | L, 66-84 |
| J14 | *at ETSU (ESPN+) | W, 68-55 |
| J19 | *at VMI (ESPN+) | W, 69-61 |
| J21 | *at UNCG (ESPN+) | 4 p.m. |
| J25 | *ETSU (ESPN+) | 7 p.m. |
| J28 | *at The Citadel (ESPN+) | 1 p.m. |
| F2 | *UNCG (ESPN+) | 7 p.m. |
| F4 | *VMI (ESPN+) | 2 p.m. |
| F8 | *SAMFORD (ESPN+) | 7 p.m. |
| F11 | *at Chattanooga (CBS Sports Network) | 3:30 p.m. |
| F15 | *at Wofford (ESPN+) | 7 p.m. |
| F18 | *WESTERN CAROLINA (ESPN+) | 2 p.m. |
| F22 | *at Furman (ESPN+) | 7 p.m. |
| F25 | *THE CITADEL (ESPN+) | TBA |
| M3-6 | at Ingles SoCon Championship (Asheville, N.C.) | |


^ - Hostilo Hoops Community Classic (Savannah, Ga.)



UNCG (12-8, 6-1 SoCon)

| | | |
|------|--|---------------|
| N7 | JOHNSON & WALES^ (ESPN+) | W, 93-60 |
| N11 | at Miami (Fla.) (ACC Network Extra) | L, 65-79 |
| N17 | TOWSON (ESPN+) | L, 53-56 |
| N22 | UMBC (ESPN+) | W, 76-72 |
| N25 | vs. Montana State# (Event Live+) | W, 77-66 |
| N26 | vs. Hofstra# (Event Live+) | L, 53-65 |
| N27 | vs. Stephen F. Austin# (Event Live+) | L, 58-75 |
| N30 | at North Carolina A&T (FloHoops) | L, 56-73 |
| D3 | at Elon (FloHoops) | W, 65-61 |
| D6 | at #9 Arkansas (SEC Network) | L, 58-65 |
| D13 | MARSHALL (ESPN+) | W, 75-67 |
| D18 | WARREN WILSON^ (ESPN+) | W, 120-48 |
| D22 | at Eastern Kentucky (ESPN+) | L, 64-68 |
| D29 | *at Western Carolina (ESPN+) | W, 72-47 |
| D31 | *at Wofford (ESPN+) | W, 73-64 |
| J4 | *CHATTANOOGA (ESPN+) | W, 73-61 |
| J7 | *SAMFORD (ESPN+) | L, 68-70 |
| J11 | *at VMI (ESPN+) | W, 72-57 |
| J14 | *at Furman (ESPN+) | W, 88-80 (OT) |
| J19 | *THE CITADEL (ESPN+) | W, 70-60 |
| J21 | *MERCER (ESPN+) | 4 p.m. |
| J25 | *VMI (ESPN+) | 7 p.m. |
| J29 | *FURMAN (ESPN+) | 3 p.m. |
| F2 | *at Mercer (ESPN+) | 7 p.m. |
| F4 | *at The Citadel (ESPN+) | 1 p.m. |
| F7 | *ETSU (ESPNU) | 7 p.m. |
| F12 | *WOFFORD (ESPN+) | 3 p.m. |
| F15 | *at Samford (ESPN+) | 7:30 p.m. |
| F18 | *at Chattanooga (CBS Sports Network) | 12 p.m. |
| F22 | *WESTERN CAROLINA (ESPN+) | 7 p.m. |
| F25 | *at ETSU (WCYB/ESPN+) | 4 p.m. |
| M3-6 | at Ingles SoCon Championship (Asheville, N.C.) | |


^ - Fleming Gymnasium
- Northern Classic (Laval, Quebec, Canada)



Samford (13-7, 7-0 SoCon)


| | | |
|------|--|----------------|
| N7 | ANDERSON (ESPN+) | W, 109-85 |
| N10 | SPRING HILL (ESPN+) | W, 80-61 |
| N12 | BELHAVEN (ESPN+) | W, 90-38 |
| N17 | at Alabama A&M^ (YouTube) | W, 84-64 |
| N20 | TEXAS SOUTHERN (ESPN+) | W, 78-63 |
| N23 | VALPARAISO (ESPN+) | W, 79-49 |
| N25 | LOUISIANA TECH^ (ESPN+) | L, 76-79 |
| N27 | TENNESSEE SOUTHERN^ (ESPN+) | L, 82-84 |
| N30 | at DePaul (FS2) | L, 98-103 (OT) |
| D4 | at UCF (ESPN+) | L, 77-80 (OT) |
| D10 | at Louisiana (ESPN+) | L, 58-75 |
| D17 | at South Carolina State | L, 61-62 |
| D21 | at Belmont | L, 56-79 |
| D28 | *MERCER (ESPNU) | W, 78-69 |
| D31 | *at The Citadel (ESPN+) | W, 75-63 |
| J4 | *VMI (ESPN+) | W, 87-78 |
| J7 | *at UNCG (ESPN+) | W, 70-68 |
| J11 | *WOFFORD (ESPN+) | W, 83-58 |
| J14 | *CHATTANOOGA (ESPNU) | W, 75-74 |
| J18 | *at ETSU (ESPN+) | W, 69-59 |
| J21 | *WESTERN CAROLINA (ESPN+) | 5 p.m. CT |
| J25 | *at Furman (ESPN+) | 6 p.m. CT |
| J28 | *at Wofford (CBS Sports Network) | 1 p.m. CT |
| F1 | *at Western Carolina (ESPN+) | 6 p.m. CT |
| F4 | *ETSU (ESPN+) | 2 p.m. CT |
| F8 | *at Mercer (ESPN+) | 6 p.m. CT |
| F11 | *THE CITADEL (ESPN+) | 2 p.m. CT |
| F15 | *UNCG (ESPN+) | 6:30 p.m. CT |
| F18 | *at VMI (ESPN+) | 12 p.m. CT |
| F22 | *at Chattanooga (ESPN+) | 6 p.m. CT |
| F25 | *FURMAN (ESPN+) | 2 p.m. CT |
| M3-6 | at Ingles SoCon Championship (Asheville, N.C.) | |

^ - Tennessee Southern MTE



Chattanooga
(11-9, 3-4 SoCon)


| | | |
|------|--|---------------|
| N7 | at College of Charleston (FloHoops) | L, 78-85 |
| N10 | OAKLAND CITY (ESPN+) | W, 93-49 |
| N15 | at Ole Miss (SEC Network+) | L, 58-70 |
| N19 | COVENANT (ESPN+) | W, 108-55 |
| N23 | LIPSCOMB (ESPN+) | L, 66-72 |
| N26 | MURRAY STATE (ESPN+) | W, 69-66 |
| N30 | at Tennessee Tech (ESPN+) | W, 81-74 |
| D3 | at Gardner-Webb (ESPN+) | W, 82-71 |
| D6 | MILWAUKEE (ESPN+) | W, 88-76 |
| D10 | JOHNSON UNIVERSITY (ESPN+) | W, 97-47 |
| D15 | at Middle Tennessee (ESPN+) | W, 82-73 |
| D18 | BELMONT (ESPN+) | L, 79-83 (OT) |
| D21 | at Georgia (ESPN+/SEC Network Plus) | L, 65-72 |
| D29 | *at The Citadel (ESPN+) | L, 68-76 |
| D31 | *at Mercer (ESPN+) | W, 80-51 |
| J4 | *at UNCG (ESPN+) | L, 61-73 |
| J7 | *VMI (ESPN+) | W, 85-78 |
| J11 | *WESTERN CAROLINA (ESPN+) | W, 95-76 |
| J14 | *at Samford (ESPN+) | L, 74-75 |
| J18 | *FURMAN (ESPN+) | L, 69-77 |
| J21 | *ETSU (ESPN+) | 3 p.m. |
| J25 | *WOFFORD (ESPN+) | 7 p.m. |
| J28 | *at ETSU (ESPN+) | 4 p.m. |
| F1 | *at Furman (ESPN+) | 7 p.m. |
| F4 | *at Western Carolina (ESPN+) | 2 p.m. |
| F8 | *THE CITADEL (ESPN+) | 7 p.m. |
| F11 | *MERCER (CBS Sports Network) | 3:30 p.m. |
| F15 | *at VMI (ESPN+) | 7 p.m. |
| F18 | *UNCG (CBS Sports Network) | 12 p.m. |
| F22 | *SAMFORD (ESPN+) | 7 p.m. |
| F25 | *at Wofford (ESPN+) | TBA |
| M3-6 | at Ingles SoCon Championship (Asheville, N.C.) | |



VMI
(5-15, 0-7 SoCon)

| | | |
|------|--|---------------|
| N7 | at Richmond (MASN2/ESPN+) | L, 48-69 |
| N10 | PENN STATE NEW KENSINGTON (ESPN+) | W, 100-58 |
| N13 | at Davidson (ESPN+) | L, 71-75 |
| N18 | at Longwood^ (ESPN+) | L, 58-90 |
| N19 | vs. SIUE^ (ESPN+) | L, 67-93 |
| N20 | vs. Farleigh Dickinson^ (ESPN+) | L, 89-93 |
| N26 | REGENT (ESPN+) | W, 108-58 |
| N29 | at Presbyterian (ESPN+) | L, 57-72 |
| D3 | NAVY (ESPN+) | W, 80-72 |
| D7 | CARLOW (ESPN+) | W, 106-67 |
| D10 | RADFORD (ESPN+) | W, 77-74 |
| D13 | at American (ESPN+) | L, 61-69 |
| D22 | at Fordham (ESPN+) | L, 77-80 (OT) |
| D29 | *at Furman (ESPN+) | L, 62-85 |
| D31 | *ETSU (ESPN+) | L, 50-64 |
| J4 | *at Samford (ESPN+) | L, 78-87 |
| J7 | *at Chattanooga (ESPN+) | L, 78-85 |
| J11 | *UNCG (ESPN+) | L, 57-72 |
| J14 | *at Wofford (ESPN+) | L, 67-86 |
| J19 | *MERCER (ESPN+) | L, 61-69 |
| J21 | *THE CITADEL (ESPN+) | 1 p.m. |
| J25 | *at UNCG (ESPN+) | 7 p.m. |
| J28 | *WESTERN CAROLINA (ESPN+) | 1 p.m. |
| F2 | *at The Citadel (ESPN+) | 7 p.m. |
| F4 | *at Mercer (ESPN+) | 2 p.m. |
| F8 | *FURMAN (ESPN+) | 7 p.m. |
| F10 | *at ETSU (ESPN+) | 7 p.m. |
| F15 | *CHATTANOOGA (ESPN+) | 7 p.m. |
| F18 | *SAMFORD (ESPN+) | 1 p.m. |
| F22 | *WOFFORD (ESPN+) | 7 p.m. |
| F25 | *at Western Carolina (ESPN+) | 4 p.m. |
| M3-6 | at Ingles SoCon Championship (Asheville, N.C.) | |


^ - JK54 Classic (Farmville, Va.)



Western Carolina
(11-9, 4-3 SoCon)

| | | |
|------|--|---------------|
| N7 | at Georgia (SEC Network Plus) | L, 55-68 |
| N10 | at Maryland (Big Ten Network Plus) | L, 51-71 |
| N13 | BRESCIA (ESPN+) | W, 112-45 |
| N18 | at McNeese^ (ESPN+) | W, 88-69 |
| N19 | vs. Lamar^ | W, 98-91 (OT) |
| N20 | vs. Lindenwood^ | W, 90-88 (OT) |
| N26 | at UNC Asheville (ESPN+) | L, 61-73 |
| N30 | GARDNER-WEBB (ESPN+) | L, 55-71 |
| D3 | USC UPSTATE (ESPN+) | L, 64-79 |
| D7 | at Davidson (ESPN+) | L, 64-72 |
| D10 | BREVARD (ESPN+) | W, 99-55 |
| D17 | at Tennessee Tech (ESPN+) | W, 75-65 |
| D20 | TOCCOA FALLS (ESPN+) | W, 117-50 |
| D29 | *UNCG (ESPN+) | L, 47-72 |
| D31 | *FURMAN (ESPN+) | W, 79-67 |
| J4 | *at ETSU (ESPN+) | W, 71-60 |
| J7 | *MERCER (ESPN+) | W, 73-45 |
| J11 | *at Chattanooga (ESPN+) | L, 76-95 |
| J14 | *at The Citadel (ESPN+) | L, 61-65 |
| J18 | *WOFFORD (ESPN+) | W, 76-71 |
| J21 | *at Samford (ESPN+) | 6 p.m. |
| J25 | *THE CITADEL (ESPN+) | 7 p.m. |
| J28 | *at VMI (ESPN+) | 1 p.m. |
| F1 | *SAMFORD (ESPN+) | 7 p.m. |
| F4 | *CHATTANOOGA (ESPN+) | 2 p.m. |
| F8 | *at Wofford (ESPN+) | 7 p.m. |
| F11 | *at Furman (ESPN+) | 2 p.m. |
| F15 | *ETSU (ESPN+) | 7 p.m. |
| F18 | *at Mercer (ESPN+) | 2 p.m. |
| F22 | *at UNCG (ESPN+) | 7 p.m. |
| F25 | *VMI (ESPN+) | 4 p.m. |
| M3-6 | at Ingles SoCon Championship (Asheville, N.C.) | |

^ - McNeese MTE (Lake Charles, La.)



Wofford
(11-9, 3-4 SoCon)

| | | |
|------|--|-----------|
| N7 | BOB JONES (ESPN+) | W, 120-48 |
| N12 | at High Point (ESPN+) | L, 80-91 |
| N14 | at Drake (Mediacom MC22/ESPN+) | L, 72-80 |
| N18 | GARDNER-WEBB^ (ESPN+) | W, 60-58 |
| N20 | NORTH CAROLINA A&T^ (ESPN+) | W, 78-64 |
| N23 | NORTH GREENVILLE (ESPN+) | W, 70-59 |
| N27 | at LSU (ESPN+/SEC Network Plus) | L, 75-78 |
| D1 | PRESBYTERIAN (ESPN+) | W, 76-63 |
| D3 | at Vanderbilt (SEC Network Plus) | L, 62-65 |
| D6 | COASTAL CAROLINA (ESPN+) | W, 71-61 |
| D10 | at Georgia Southern (ESPN+) | L, 57-79 |
| D17 | MONTREAT (ESPN+) | W, 107-65 |
| D20 | at Texas A&M (SEC Network Plus) | W, 67-62 |
| D29 | *ETSU (ESPN+) | L, 71-73 |
| D31 | *UNCG (ESPN+) | L, 64-73 |
| J4 | *at Mercer (ESPN+) | W, 53-52 |
| J7 | *THE CITADEL (ESPN+) | W, 77-57 |
| J11 | *at Samford (ESPN+) | L, 58-83 |
| J14 | *VMI (ESPN+) | W, 86-67 |
| J18 | *at Western Carolina (ESPN+) | L, 71-76 |
| J22 | *FURMAN (ESPN+) | 4 p.m. |
| J25 | *at Chattanooga (ESPN+) | 7 p.m. |
| J28 | *SAMFORD (CBS Sports Network) | 2 p.m. |
| F1 | *at ETSU (ESPN+) | 7 p.m. |
| F4 | *at Furman (CBS Sports Network) | 6 p.m. |
| F8 | *WESTERN CAROLINA (ESPN+) | 7 p.m. |
| F12 | *at UNCG (ESPN+) | 3 p.m. |
| F15 | *MERCER (ESPN+) | 7 p.m. |
| F18 | *at The Citadel (ESPN+) | 1 p.m. |
| F22 | *at VMI (ESPN+) | 7 p.m. |
| F25 | *CHATTANOOGA (ESPN+) | TBA |
| M3-6 | at Ingles SoCon Championship (Asheville, N.C.) | |

^ - Battle of the Carolinas
& - Bon Secours Wellness Arena

Southern Conference men's basketball media relations information

| | | |
|--|---|--|
| <p>The Citadel (CitadelSports.com) John Brush (jbrush@citadel.edu) Phone: 843-953-6795</p> <p>ETSU (ETSUBucs.com) Kevin Brown (brownk@etsu.edu) Phone: 423-439-5263</p> <p>Furman (FurmanPaladins.com) Jordan Caskey (jordan.caskey@furman.edu) Phone: 864-294-3065</p> <p>Mercer (MercerBears.com) Amanda Cover (cover_al@mercer.edu) Phone: 478-301-5218</p> <p>UNCG (UNCGSpartans.com) Denise Archetto (d_archetto@uncg.edu) Phone: 770-598-2901</p> <p>Samford (SamfordSports.com) Jacob Horton (jhorton8@samford.edu) Phone: 205-726-4217</p> | <p>Chattanooga (GoMocs.com) Corey Belonzi (corey-belonzi@utc.edu) Phone: 423-425-2116</p> <p>VMI (VMIKeydets.com) Daniel Whitehead (whiteheadk@vmi.edu) Phone: 540-464-7514</p> <p>Western Carolina (CatamountSports.com) Steven Grandy (sgrandy@email.wcu.edu) Phone: 828-227-2655</p> <p>Wofford (WoffordTerriers.com) Ryan Scott (scottrm@wofford.edu) Phone: 864-597-4092</p> <p>Southern Conference (SoConSports.com) Phil Perry (pperry@socon.org) Phone: 864-591-5100 // Cell: 864-525-5174</p> | |
|--|---|--|

2022-23 Southern Conference
CONFERENCE BASKETBALL STATISTICS
Through games of Jan 20, 2023 (All games)

| SCORING OFFENSE | G | W-L | Pts | Avg/G |
|---------------------|----|------|------|-------|
| 1. Furman | 20 | 14-6 | 1634 | 81.7 |
| 2. Chattanooga | 20 | 11-9 | 1578 | 78.9 |
| 3. Samford | 20 | 13-7 | 1565 | 78.2 |
| 4. Western Carolina | 20 | 11-9 | 1512 | 75.6 |
| 5. Wofford | 20 | 11-9 | 1475 | 73.8 |
| 6. VMI | 20 | 5-15 | 1452 | 72.6 |
| 7. UNCG | 20 | 12-8 | 1429 | 71.4 |
| 8. Mercer | 20 | 9-11 | 1423 | 71.2 |
| 9. The Citadel | 19 | 7-12 | 1318 | 69.4 |
| 10. ETSU | 20 | 7-13 | 1386 | 69.3 |

| SCORING DEFENSE | G | Pts | Avg/G |
|---------------------|----|------|-------|
| 1. UNCG | 20 | 1294 | 64.7 |
| 2. Wofford | 20 | 1354 | 67.7 |
| 3. ETSU | 20 | 1369 | 68.4 |
| 4. Western Carolina | 20 | 1372 | 68.6 |
| 5. Mercer | 20 | 1379 | 68.9 |
| 6. Samford | 20 | 1391 | 69.6 |
| 7. Chattanooga | 20 | 1399 | 69.9 |
| 8. Furman | 20 | 1440 | 72.0 |
| 9. The Citadel | 19 | 1437 | 75.6 |
| 10. VMI | 20 | 1518 | 75.9 |

| SCORING MARGIN | G | Offense | Defense | Margin |
|---------------------|----|---------|---------|--------|
| 1. Furman | 20 | 81.7 | 72.0 | +9.7 |
| 2. Chattanooga | 20 | 78.9 | 69.9 | +9.0 |
| 3. Samford | 20 | 78.2 | 69.6 | +8.7 |
| 4. Western Carolina | 20 | 75.6 | 68.6 | +7.0 |
| 5. UNCG | 20 | 71.4 | 64.7 | +6.8 |
| 6. Wofford | 20 | 73.8 | 67.7 | +6.1 |
| 7. Mercer | 20 | 71.2 | 68.9 | +2.2 |
| 8. ETSU | 20 | 69.3 | 68.4 | +0.9 |
| 9. VMI | 20 | 72.6 | 75.9 | -3.3 |
| 10. The Citadel | 19 | 69.4 | 75.6 | -6.3 |

| FREE THROW PCT | G | FTM | FTA | Pct. |
|---------------------|----|-----|-----|------|
| 1. VMI | 20 | 195 | 254 | .768 |
| 2. The Citadel | 19 | 244 | 321 | .760 |
| 3. Furman | 20 | 256 | 340 | .753 |
| 4. Wofford | 20 | 237 | 316 | .750 |
| 5. UNCG | 20 | 281 | 379 | .741 |
| 6. Samford | 20 | 337 | 457 | .737 |
| 7. Chattanooga | 20 | 280 | 388 | .722 |
| 8. Mercer | 20 | 236 | 331 | .713 |
| 9. Western Carolina | 20 | 278 | 390 | .713 |
| 10. ETSU | 20 | 215 | 326 | .660 |

| FIELD GOAL PERCENTAGE | G | FGM | FGA | Pct. |
|-----------------------|----|-----|------|------|
| 1. Furman | 20 | 591 | 1200 | .493 |
| 2. Wofford | 20 | 543 | 1162 | .467 |
| 3. Mercer | 20 | 531 | 1144 | .464 |
| 4. Chattanooga | 20 | 532 | 1150 | .463 |
| 5. ETSU | 20 | 525 | 1157 | .454 |
| 6. Samford | 20 | 522 | 1156 | .452 |
| 7. VMI | 20 | 526 | 1197 | .439 |
| 8. UNCG | 20 | 495 | 1145 | .432 |
| 9. Western Carolina | 20 | 522 | 1216 | .429 |
| 10. The Citadel | 19 | 468 | 1097 | .427 |

| FIELD GOAL PCT DEFENSE | G | FGM | FGA | Pct. |
|------------------------|----|-----|------|------|
| 1. UNCG | 20 | 452 | 1131 | .400 |
| 2. Chattanooga | 20 | 507 | 1216 | .417 |
| 3. Samford | 20 | 477 | 1113 | .429 |
| 4. Mercer | 20 | 483 | 1119 | .432 |
| 5. ETSU | 20 | 496 | 1141 | .435 |
| 6. The Citadel | 19 | 494 | 1134 | .436 |
| 7. Western Carolina | 20 | 506 | 1153 | .439 |
| 8. Furman | 20 | 523 | 1161 | .450 |
| 9. Wofford | 20 | 515 | 1142 | .451 |
| 10. VMI | 20 | 541 | 1183 | .457 |

| 3-POINT FG PCT | G | 3FGM | 3FGA | Pct. |
|---------------------|----|------|------|------|
| 1. VMI | 20 | 205 | 541 | .379 |
| 2. Chattanooga | 20 | 234 | 619 | .378 |
| 3. Mercer | 20 | 125 | 349 | .358 |
| 4. Furman | 20 | 196 | 551 | .356 |
| 5. Samford | 20 | 184 | 523 | .352 |
| 6. Western Carolina | 20 | 190 | 543 | .350 |
| 7. UNCG | 20 | 158 | 452 | .350 |
| 8. Wofford | 20 | 152 | 466 | .326 |
| 9. The Citadel | 19 | 138 | 430 | .321 |
| 10. ETSU | 20 | 121 | 391 | .309 |

| 3-POINT FG PCT DEFENSE | G | 3FGM | 3FGA | Pct. |
|------------------------|----|------|------|------|
| 1. UNCG | 20 | 147 | 476 | .309 |
| 2. ETSU | 20 | 158 | 501 | .315 |
| 3. The Citadel | 19 | 155 | 477 | .325 |
| 4. Wofford | 20 | 156 | 465 | .335 |
| 5. Western Carolina | 20 | 105 | 310 | .339 |
| 6. Chattanooga | 20 | 165 | 483 | .342 |
| 7. Mercer | 20 | 134 | 382 | .351 |
| 8. Furman | 20 | 150 | 424 | .354 |
| 9. VMI | 20 | 205 | 575 | .357 |
| 10. Samford | 20 | 175 | 469 | .373 |

| REBOUNDING OFFENSE | G | Rebounds | Avg/G |
|---------------------|----|----------|-------|
| 1. Western Carolina | 20 | 770 | 38.5 |
| 2. Chattanooga | 20 | 752 | 37.6 |
| 3. Samford | 20 | 739 | 37.0 |
| 4. UNCG | 20 | 735 | 36.8 |
| 5. ETSU | 20 | 723 | 36.2 |
| 6. VMI | 20 | 710 | 35.5 |
| 7. Furman | 20 | 690 | 34.5 |
| 8. Mercer | 20 | 678 | 33.9 |
| 9. Wofford | 20 | 677 | 33.8 |
| 10. The Citadel | 19 | 640 | 33.7 |

| REBOUNDING DEFENSE | G | Rebounds | Avg/G |
|---------------------|----|----------|-------|
| 1. Wofford | 20 | 584 | 29.2 |
| 2. Chattanooga | 20 | 642 | 32.1 |
| 3. Furman | 20 | 651 | 32.5 |
| 4. Mercer | 20 | 652 | 32.6 |
| 5. ETSU | 20 | 654 | 32.7 |
| 6. Samford | 20 | 662 | 33.1 |
| 7. VMI | 20 | 664 | 33.2 |
| 8. Western Carolina | 20 | 682 | 34.1 |
| 9. UNCG | 20 | 684 | 34.2 |
| 10. The Citadel | 19 | 731 | 38.5 |

2022-23 Southern Conference
CONFERENCE BASKETBALL STATISTICS
Through games of Jan 20, 2023 (All games)

| REBOUNDING MARGIN | G | Team | Avg. | Opp. | Avg. Margin |
|---------------------|----|------|------|------|-------------|
| 1. Chattanooga | 20 | 752 | 37.6 | 642 | 32.1 +5.5 |
| 2. Wofford | 20 | 677 | 33.8 | 584 | 29.2 +4.6 |
| 3. Western Carolina | 20 | 770 | 38.5 | 682 | 34.1 +4.4 |
| 4. Samford | 20 | 739 | 37.0 | 662 | 33.1 +3.9 |
| 5. ETSU | 20 | 723 | 36.2 | 654 | 32.7 +3.5 |
| 6. UNCG | 20 | 735 | 36.8 | 684 | 34.2 +2.5 |
| 7. VMI | 20 | 710 | 35.5 | 664 | 33.2 +2.3 |
| 8. Furman | 20 | 690 | 34.5 | 651 | 32.5 +2.0 |
| 9. Mercer | 20 | 678 | 33.9 | 652 | 32.6 +1.3 |
| 10. The Citadel | 19 | 640 | 33.7 | 731 | 38.5 -4.8 |

| BLOCKED SHOTS | G | No. | Avg/G |
|---------------------|----|-----|-------|
| 1. Chattanooga | 20 | 84 | 4.2 |
| 2. Furman | 20 | 63 | 3.2 |
| 3. ETSU | 20 | 61 | 3.1 |
| 4. Western Carolina | 20 | 54 | 2.7 |
| 5. The Citadel | 19 | 51 | 2.7 |
| 6. UNCG | 20 | 52 | 2.6 |
| 7. Samford | 20 | 50 | 2.5 |
| 8. Mercer | 20 | 42 | 2.1 |
| 9. Wofford | 20 | 37 | 1.9 |
| 10. VMI | 20 | 26 | 1.3 |

| ASSISTS | G | No. | Avg/G |
|---------------------|----|-----|-------|
| 1. Furman | 20 | 362 | 18.1 |
| 2. Chattanooga | 20 | 319 | 16.0 |
| 3. UNCG | 20 | 296 | 14.8 |
| 4. Mercer | 20 | 294 | 14.7 |
| 5. Western Carolina | 20 | 258 | 12.9 |
| Wofford | 20 | 258 | 12.9 |
| 7. Samford | 20 | 255 | 12.8 |
| 8. ETSU | 20 | 254 | 12.7 |
| 9. VMI | 20 | 249 | 12.5 |
| 10. The Citadel | 19 | 230 | 12.1 |

| STEALS | G | No. | Avg/G |
|------------------|----|-----|-------|
| 1. Samford | 20 | 151 | 7.6 |
| 2. Furman | 20 | 146 | 7.3 |
| 3. UNCG | 20 | 145 | 7.3 |
| 4. ETSU | 20 | 134 | 6.7 |
| 5. Wofford | 20 | 119 | 6.0 |
| 6. Mercer | 20 | 118 | 5.9 |
| Western Carolina | 20 | 118 | 5.9 |
| 8. VMI | 20 | 116 | 5.8 |
| 9. Chattanooga | 20 | 114 | 5.7 |
| 10. The Citadel | 19 | 105 | 5.5 |

| TURNOVER MARGIN | G | Team | Avg. | Opp. | Avg. Margin |
|---------------------|----|------|------|------|-------------|
| 1. UNCG | 20 | 245 | 12.3 | 283 | 14.2 +1.9 |
| 2. Furman | 20 | 248 | 12.4 | 286 | 14.3 +1.9 |
| 3. Samford | 20 | 264 | 13.2 | 298 | 14.9 +1.7 |
| 4. Western Carolina | 20 | 225 | 11.3 | 243 | 12.2 +0.9 |
| 5. Wofford | 20 | 227 | 11.4 | 237 | 11.9 +0.5 |
| Mercer | 20 | 227 | 11.4 | 237 | 11.9 +0.5 |
| 7. ETSU | 20 | 278 | 13.9 | 264 | 13.2 -0.7 |
| 8. The Citadel | 19 | 241 | 12.7 | 222 | 11.7 -1.0 |
| 9. Chattanooga | 20 | 247 | 12.4 | 207 | 10.4 -2.0 |
| 10. VMI | 20 | 276 | 13.8 | 229 | 11.5 -2.4 |

| ASSIST/TURNOVER RATIO | G | Ast. | Avg. | T/O | Avg. | Ratio |
|-----------------------|----|------|------|-----|------|-------|
| 1. Furman | 20 | 362 | 18.1 | 248 | 12.4 | 1.5 |
| 2. Mercer | 20 | 294 | 14.7 | 227 | 11.4 | 1.3 |
| 3. Chattanooga | 20 | 319 | 16.0 | 247 | 12.4 | 1.3 |
| 4. UNCG | 20 | 296 | 14.8 | 245 | 12.3 | 1.2 |
| 5. Western Carolina | 20 | 258 | 12.9 | 225 | 11.3 | 1.1 |
| 6. Wofford | 20 | 258 | 12.9 | 227 | 11.4 | 1.1 |
| 7. Samford | 20 | 255 | 12.8 | 264 | 13.2 | 1.0 |
| 8. The Citadel | 19 | 230 | 12.1 | 241 | 12.7 | 1.0 |
| 9. ETSU | 20 | 254 | 12.7 | 278 | 13.9 | 0.9 |
| 10. VMI | 20 | 249 | 12.5 | 276 | 13.8 | 0.9 |

| OFFENSIVE REBOUNDS | G | No. | Avg/G |
|---------------------|----|-----|-------|
| 1. ETSU | 20 | 232 | 11.6 |
| 2. Samford | 20 | 223 | 11.2 |
| 3. Western Carolina | 20 | 221 | 11.1 |
| 4. VMI | 20 | 216 | 10.8 |
| 5. Chattanooga | 20 | 208 | 10.4 |
| 6. UNCG | 20 | 200 | 10.0 |
| 7. Mercer | 20 | 197 | 9.9 |
| 8. Wofford | 20 | 194 | 9.7 |
| 9. Furman | 20 | 178 | 8.9 |
| 10. The Citadel | 19 | 149 | 7.8 |

| DEFENSIVE REBOUNDS | G | No. | Avg/G |
|---------------------|----|-----|-------|
| 1. Western Carolina | 20 | 549 | 27.5 |
| 2. Chattanooga | 20 | 544 | 27.2 |
| 3. UNCG | 20 | 535 | 26.8 |
| 4. The Citadel | 19 | 491 | 25.8 |
| 5. Samford | 20 | 516 | 25.8 |
| 6. Furman | 20 | 512 | 25.6 |
| 7. VMI | 20 | 494 | 24.7 |
| 8. ETSU | 20 | 491 | 24.6 |
| 9. Wofford | 20 | 483 | 24.2 |
| 10. Mercer | 20 | 481 | 24.1 |

| DEFENSIVE REB PCT. | G | D-Reb | Opp. OR | D-Reb% |
|---------------------|----|-------|---------|--------|
| 1. Western Carolina | 20 | 549 | 168 | .766 |
| 2. Wofford | 20 | 483 | 152 | .761 |
| 3. Chattanooga | 20 | 544 | 185 | .746 |
| 4. Furman | 20 | 512 | 178 | .742 |
| 5. UNCG | 20 | 535 | 188 | .740 |
| 6. Samford | 20 | 516 | 185 | .736 |
| 7. VMI | 20 | 494 | 193 | .719 |
| 8. ETSU | 20 | 491 | 193 | .718 |
| 9. Mercer | 20 | 481 | 200 | .706 |
| 10. The Citadel | 19 | 491 | 210 | .700 |

| OFFENSIVE REB PCT. | G | O-Reb | Opp. DR | O-Reb% |
|---------------------|----|-------|---------|--------|
| 1. ETSU | 20 | 232 | 461 | .335 |
| 2. Samford | 20 | 223 | 477 | .319 |
| 3. VMI | 20 | 216 | 471 | .314 |
| 4. Chattanooga | 20 | 208 | 457 | .313 |
| 5. Wofford | 20 | 194 | 432 | .310 |
| 6. Mercer | 20 | 197 | 452 | .304 |
| 7. Western Carolina | 20 | 221 | 514 | .301 |
| 8. UNCG | 20 | 200 | 496 | .287 |
| 9. Furman | 20 | 178 | 473 | .273 |
| 10. The Citadel | 19 | 149 | 521 | .222 |

2022-23 Southern Conference
CONFERENCE BASKETBALL STATISTICS
Through games of Jan 20, 2023 (All games)

| 3-POINT FG MADE | G | No. | Avg/G |
|---------------------|----|-----|-------|
| 1. Chattanooga | 20 | 234 | 11.7 |
| 2. VMI | 20 | 205 | 10.3 |
| 3. Furman | 20 | 196 | 9.8 |
| 4. Western Carolina | 20 | 190 | 9.5 |
| 5. Samford | 20 | 184 | 9.2 |
| 6. UNCG | 20 | 158 | 7.9 |
| 7. Wofford | 20 | 152 | 7.6 |
| 8. The Citadel | 19 | 138 | 7.3 |
| 9. Mercer | 20 | 125 | 6.3 |
| 10. ETSU | 20 | 121 | 6.1 |

2022-23 Southern Conference
CONFERENCE BASKETBALL STATISTICS
Through games of Jan 20, 2023 (All games)

| Team | Conference | Pct. | PF | PA | Overall | Pct. | PF | PA | Current unbeaten streak |
|------------------|------------|-------|------|------|---------|------|------|------|-------------------------|
| Samford | 7-0 | 1.000 | 76.7 | 67.0 | 13-7 | .650 | 78.2 | 69.6 | Samford -- 7 |
| UNCG | 6-1 | .857 | 73.7 | 62.7 | 12-8 | .600 | 71.4 | 64.7 | UNCG -- 3 |
| Furman | 5-2 | .714 | 80.0 | 70.3 | 14-6 | .700 | 81.7 | 72.0 | Mercer -- 2 |
| Western Carolina | 4-3 | .571 | 69.0 | 67.9 | 11-9 | .550 | 75.6 | 68.6 | Western Carolina -- 1 |
| Chattanooga | 3-4 | .429 | 76.0 | 72.3 | 11-9 | .550 | 78.9 | 69.9 | Furman -- 1 |
| Wofford | 3-4 | .429 | 68.6 | 68.7 | 11-9 | .550 | 73.8 | 67.7 | |
| ETSU | 3-4 | .429 | 66.1 | 67.6 | 7-13 | .350 | 69.3 | 68.4 | |
| Mercer | 2-5 | .286 | 60.0 | 69.1 | 9-11 | .450 | 71.2 | 68.9 | |
| The Citadel | 2-5 | .286 | 66.7 | 77.7 | 7-12 | .368 | 69.4 | 75.6 | |
| VMI | 0-7 | .000 | 64.7 | 78.3 | 5-15 | .250 | 72.6 | 75.9 | |

| TEAM SUMMARIES | G | PF-PA | Avg score | Margin | FG-FGA | Pct. | 3FG-FGA | Pct. | FT-FTA | Pct. | RebF | RebA | Margin |
|------------------|----|-----------|-----------|--------|----------|------|---------|------|---------|------|------|------|--------|
| Chattanooga | 20 | 1578-1399 | 78.9-69.9 | +9.0 | 532-1150 | .463 | 234-619 | .378 | 280-388 | .722 | 752 | 642 | +5.5 |
| ETSU | 20 | 1386-1369 | 69.3-68.4 | +0.9 | 525-1157 | .454 | 121-391 | .309 | 215-326 | .660 | 723 | 654 | +3.5 |
| Furman | 20 | 1634-1440 | 81.7-72.0 | +9.7 | 591-1200 | .493 | 196-551 | .356 | 256-340 | .753 | 690 | 651 | +2.0 |
| Mercer | 20 | 1423-1379 | 71.2-68.9 | +2.2 | 531-1144 | .464 | 125-349 | .358 | 236-331 | .713 | 678 | 652 | +1.3 |
| Samford | 20 | 1565-1391 | 78.2-69.6 | +8.7 | 522-1156 | .452 | 184-523 | .352 | 337-457 | .737 | 739 | 662 | +3.9 |
| The Citadel | 19 | 1318-1437 | 69.4-75.6 | -6.3 | 468-1097 | .427 | 138-430 | .321 | 244-321 | .760 | 640 | 731 | -4.8 |
| UNCG | 20 | 1429-1294 | 71.4-64.7 | +6.8 | 495-1145 | .432 | 158-452 | .350 | 281-379 | .741 | 735 | 684 | +2.5 |
| VMI | 20 | 1452-1518 | 72.6-75.9 | -3.3 | 526-1197 | .439 | 205-541 | .379 | 195-254 | .768 | 710 | 664 | +2.3 |
| Western Carolina | 20 | 1512-1372 | 75.6-68.6 | +7.0 | 522-1216 | .429 | 190-543 | .350 | 278-390 | .713 | 770 | 682 | +4.4 |
| Wofford | 20 | 1475-1354 | 73.8-67.7 | +6.1 | 543-1162 | .467 | 152-466 | .326 | 237-316 | .750 | 677 | 584 | +4.6 |

| ATTENDANCE | Home | Average | Away | Average | Neutral | Average | Total | Average |
|------------------|-----------|---------|-----------|---------|----------|---------|------------|---------|
| Chattanooga | 10-29459 | 2946 | 10-29746 | 2975 | 0-0 | 0 | 20-59205 | 2960 |
| ETSU | 11-33438 | 3040 | 7-21661 | 3094 | 2-1796 | 898 | 20-56895 | 2845 |
| Furman | 10-18725 | 1872 | 6-22297 | 3716 | 4-7768 | 1942 | 20-48790 | 2440 |
| Mercer | 8-9848 | 1231 | 9-21681 | 2409 | 3-804 | 268 | 20-32333 | 1617 |
| Samford | 11-24669 | 2243 | 9-18183 | 2020 | 0-0 | 0 | 20-42852 | 2143 |
| The Citadel | 8-11703 | 1463 | 9-36365 | 4041 | 2-467 | 234 | 19-48535 | 2554 |
| UNCG | 8-9572 | 1196 | 9-38101 | 4233 | 3-0 | 0 | 20-47673 | 2384 |
| VMI | 8-7030 | 879 | 10-20520 | 2052 | 2-264 | 132 | 20-27814 | 1391 |
| Western Carolina | 9-12968 | 1441 | 9-32310 | 3590 | 2-390 | 195 | 20-45668 | 2283 |
| Wofford | 11-11303 | 1028 | 9-34902 | 3878 | 0-0 | 0 | 20-46205 | 2310 |
| Totals | 94-168715 | 1795 | 87-275766 | 3170 | 18-11489 | 638 | 199-455970 | 2291 |

2022-23 Southern Conference
INDIVIDUAL BASKETBALL STATISTICS
Through games of Jan 20, 2023 (All games)

To be ranked, a player must appear in at least 75.0% of their team's games.

| SCORING | | | | | | | | REBOUNDING | | | | | | | |
|------------------------------|----|----|-----|-----|----|-----|-------|-----------------------------|----|----|-----|-----|-------|-------|--|
| | Cl | G | FG | 3FG | FT | Pts | Avg/G | | Cl | G | Off | Def | Total | Avg/G | |
| 1. Jake Stephens-UTC | Sr | 20 | 150 | 42 | 93 | 435 | 21.8 | 1. Jake Stephens-UTC | Sr | 20 | 48 | 156 | 204 | 10.2 | |
| 2. Mike Bothwell-FUR | Sr | 20 | 141 | 31 | 80 | 393 | 19.7 | 2. Tyzhaun Claude-WCU | Jr | 20 | 65 | 104 | 169 | 8.5 | |
| 3. Stephen Clark-CIT | Sr | 19 | 131 | 6 | 55 | 323 | 17.0 | 3. Jaden Seymour-ETSU | So | 17 | 45 | 79 | 124 | 7.3 | |
| 4. B.J. Mack-WOF | Sr | 19 | 107 | 27 | 49 | 290 | 15.3 | 4. Vonterius Woolbright-WCU | Sr | 19 | 29 | 109 | 138 | 7.3 | |
| 5. Jalen Slawson-FUR | Sr | 20 | 109 | 21 | 64 | 303 | 15.2 | 5. Jalen Slawson-FUR | Sr | 20 | 31 | 110 | 141 | 7.1 | |
| 6. Tyzhaun Claude-WCU | Jr | 20 | 107 | 2 | 83 | 299 | 15.0 | 6. Jermaine Marshall-SAM | Jr | 19 | 39 | 91 | 130 | 6.8 | |
| 7. Austin Ash-CIT | Sr | 19 | 93 | 64 | 32 | 282 | 14.8 | 7. Keondre Kennedy-UNCG | Sr | 18 | 17 | 102 | 119 | 6.6 | |
| 8. Sean Conway-VMI | Sr | 20 | 106 | 52 | 31 | 295 | 14.8 | 8. Stephen Clark-CIT | Sr | 19 | 31 | 94 | 125 | 6.6 | |
| 9. Jalyn McCreary-MER | So | 20 | 135 | 0 | 19 | 289 | 14.5 | 9. Mohammed Abdulsalam-UNCG | Sr | 20 | 34 | 93 | 127 | 6.4 | |
| 10. Keyshaun Langley-UNCG | Sr | 20 | 97 | 56 | 36 | 286 | 14.3 | 10. Sean Conway-VMI | Sr | 20 | 38 | 80 | 118 | 5.9 | |
| Asher Woods-VMI | Fr | 20 | 101 | 29 | 55 | 286 | 14.3 | 11. Jalen Haynes-ETSU | So | 20 | 49 | 64 | 113 | 5.7 | |
| 12. Logan Dye-SAM | Sr | 20 | 103 | 25 | 50 | 281 | 14.1 | 12. Taeshaud Jackson-VMI | Fr | 19 | 34 | 72 | 106 | 5.6 | |
| 13. Vonterius Woolbright-WCU | Sr | 19 | 92 | 5 | 73 | 262 | 13.8 | 13. Logan Dye-SAM | Sr | 20 | 36 | 74 | 110 | 5.5 | |
| 14. Jordan King-ETSU | Sr | 20 | 96 | 40 | 41 | 273 | 13.7 | 14. Josh Taylor-ETSU | Jr | 16 | 35 | 52 | 87 | 5.4 | |
| 15. Tre Jackson-WCU | Jr | 19 | 82 | 67 | 28 | 259 | 13.6 | 15. Jalyn McCreary-MER | So | 20 | 40 | 67 | 107 | 5.4 | |
| 16. Jackson Paveletzke-WOF | Fr | 20 | 87 | 26 | 72 | 272 | 13.6 | 16. Messiah Jones-WOF | Sr | 20 | 45 | 59 | 104 | 5.2 | |
| 17. Jamal Johnson-UTC | Sr | 20 | 83 | 53 | 52 | 271 | 13.6 | 17. Austin Ash-CIT | Sr | 19 | 9 | 89 | 98 | 5.2 | |
| 18. Keondre Kennedy-UNCG | Sr | 18 | 76 | 39 | 52 | 243 | 13.5 | 18. Rickey Bradley-VMI | Fr | 20 | 27 | 74 | 101 | 5.1 | |
| 19. Kamar Robertson-MER | Sr | 18 | 69 | 32 | 54 | 224 | 12.4 | Marcus Foster-FUR | Jr | 20 | 24 | 77 | 101 | 5.1 | |
| 20. Jalen Haynes-ETSU | So | 20 | 91 | 3 | 61 | 246 | 12.3 | 20. Kyler Filewich-WOF | Jr | 20 | 42 | 58 | 100 | 5.0 | |
| 21. Jermaine Marshall-SAM | Jr | 19 | 71 | 19 | 63 | 224 | 11.8 | B.J. Mack-WOF | Sr | 19 | 21 | 74 | 95 | 5.0 | |
| 22. Marcus Foster-FUR | Jr | 20 | 80 | 41 | 31 | 232 | 11.6 | | | | | | | | |
| 23. Deanthony Tipler-ETSU | Sr | 17 | 69 | 37 | 21 | 196 | 11.5 | | | | | | | | |
| 24. Mikeal Brown-Jones-UNCG | Jr | 20 | 83 | 6 | 46 | 218 | 10.9 | | | | | | | | |
| 25. Tyler Houser-VMI | Fr | 20 | 81 | 31 | 19 | 212 | 10.6 | | | | | | | | |
| 26. Tony Felder-VMI | Fr | 20 | 67 | 32 | 35 | 201 | 10.1 | | | | | | | | |
| Russell Jones Jr.-WCU | Jr | 20 | 68 | 38 | 27 | 201 | 10.1 | | | | | | | | |
| 28. Shawn Walker Jr.-MER | Sr | 19 | 69 | 23 | 20 | 181 | 9.5 | | | | | | | | |
| 29. Corey Tripp-WOF | So | 20 | 71 | 32 | 15 | 189 | 9.5 | | | | | | | | |
| 30. Bubba Parham-SAM | Sr | 20 | 53 | 36 | 43 | 185 | 9.3 | | | | | | | | |
| Messiah Jones-WOF | Sr | 20 | 71 | 0 | 43 | 185 | 9.3 | | | | | | | | |

| FIELD GOAL PCT | | | | | | ASSISTS | | | | |
|----------------------------|----|----|-----|-----|------|-----------------------------|----|----|-----|-------|
| | Cl | G | FGM | FGA | Pct. | | Cl | G | No. | Avg/G |
| 1. Kyler Filewich-WOF | Jr | 20 | 63 | 96 | .656 | 1. Vonterius Woolbright-WCU | Sr | 19 | 84 | 4.4 |
| 2. Josh Taylor-ETSU | Jr | 16 | 56 | 95 | .589 | 2. Luis Hurtado-MER | Sr | 19 | 82 | 4.3 |
| 3. Mikeal Brown-Jones-UNCG | Jr | 20 | 83 | 145 | .572 | 3. Kobe Langley-UNCG | Sr | 20 | 77 | 3.9 |
| 4. Jalyn McCreary-MER | So | 20 | 135 | 238 | .567 | 4. Dante Treacy-UNCG | Sr | 20 | 76 | 3.8 |
| 5. Jalen Slawson-FUR | Sr | 20 | 109 | 193 | .565 | 5. Jackson Paveletzke-WOF | Fr | 20 | 75 | 3.8 |
| 6. Jalen Haynes-ETSU | So | 20 | 91 | 164 | .555 | JP Pegues-FUR | So | 20 | 75 | 3.8 |
| 7. Jake Stephens-UTC | Sr | 20 | 150 | 273 | .549 | Mike Bothwell-FUR | Sr | 20 | 75 | 3.8 |
| 8. Garrett Hien-FUR | Jr | 19 | 63 | 115 | .548 | 8. Jalen Slawson-FUR | Sr | 20 | 73 | 3.7 |
| 9. Mike Bothwell-FUR | Sr | 20 | 141 | 258 | .547 | 9. Jake Stephens-UTC | Sr | 20 | 71 | 3.6 |
| 10. Messiah Jones-WOF | Sr | 20 | 71 | 132 | .538 | 10. Tony Felder-VMI | Fr | 20 | 70 | 3.5 |
| 11. Justice Smith-ETSU | So | 20 | 67 | 128 | .523 | 11. Allen Strothers-ETSU | Fr | 20 | 66 | 3.3 |
| 12. Logan Dye-SAM | Sr | 20 | 103 | 198 | .520 | 12. Dalvin White-UTC | Sr | 18 | 56 | 3.1 |
| 13. Stephen Clark-CIT | Sr | 19 | 131 | 254 | .516 | 13. Jaron Rillie-SAM | So | 20 | 61 | 3.1 |
| 14. Tyzhaun Claude-WCU | Jr | 20 | 107 | 212 | .505 | 14. Jordan King-ETSU | Sr | 20 | 57 | 2.9 |
| 15. B.J. Mack-WOF | Sr | 19 | 107 | 217 | .493 | 15. Bubba Parham-SAM | Sr | 20 | 55 | 2.8 |

2022-23 Southern Conference
INDIVIDUAL BASKETBALL STATISTICS
Through games of Jan 20, 2023 (All games)

| FREE THROW PCT | | | | | |
|-----------------------------|----|----|-----|-----|------|
| | Cl | G | FTM | FTA | Pct. |
| 1. Jamal Johnson-UTC | Sr | 20 | 52 | 59 | .881 |
| 2. Jackson Paveletzke-WOF | Fr | 20 | 72 | 83 | .867 |
| 3. Jake Stephens-UTC | Sr | 20 | 93 | 110 | .845 |
| 4. Keondre Kennedy-UNCG | Sr | 18 | 52 | 62 | .839 |
| 5. Kamar Robertson-MER | Sr | 18 | 54 | 65 | .831 |
| 6. Mike Bothwell-FUR | Sr | 20 | 80 | 97 | .825 |
| 7. B.J. Mack-WOF | Sr | 19 | 49 | 60 | .817 |
| 8. Dante Treacy-UNCG | Sr | 20 | 43 | 53 | .811 |
| Bubba Parham-SAM | Sr | 20 | 43 | 53 | .811 |
| 10. Jordan King-ETSU | Sr | 20 | 41 | 51 | .804 |
| 11. Jermaine Marshall-SAM | Jr | 19 | 63 | 79 | .797 |
| 12. Jalen Slawson-FUR | Sr | 20 | 64 | 81 | .790 |
| 13. Asher Woods-VMI | Fr | 20 | 55 | 70 | .786 |
| 14. Mikeal Brown-Jones-UNCG | Jr | 20 | 46 | 60 | .767 |
| 15. Madison Durr-CIT | Fr | 19 | 42 | 56 | .750 |

| STEALS | | | | |
|---------------------------|----|----|-----|-------|
| | Cl | G | No. | Avg/G |
| 1. Kobe Langley-UNCG | Sr | 20 | 38 | 1.9 |
| 2. Russell Jones Jr.-WCU | Jr | 20 | 37 | 1.9 |
| 3. Elijah Morgan-CIT | Jr | 19 | 34 | 1.8 |
| 4. Keyshaun Langley-UNCG | Sr | 20 | 35 | 1.8 |
| 5. A.J. Staton-McCray-SAM | So | 19 | 33 | 1.7 |
| 6. Jalen Slawson-FUR | Sr | 20 | 32 | 1.6 |
| 7. Jordan King-ETSU | Sr | 20 | 28 | 1.4 |
| 8. Corey Tripp-WOF | So | 20 | 26 | 1.3 |
| 9. Tre Jackson-WCU | Jr | 19 | 24 | 1.3 |
| 10. Deanthony Tipler-ETSU | Sr | 17 | 21 | 1.2 |
| 11. Kamar Robertson-MER | Sr | 18 | 22 | 1.2 |
| 12. Austin Ash-CIT | Sr | 19 | 22 | 1.2 |
| 13. Jaron Rillie-SAM | So | 20 | 23 | 1.2 |
| Allen Strothers-ETSU | Fr | 20 | 23 | 1.2 |
| Sean Conway-VMI | Sr | 20 | 23 | 1.2 |

| 3-POINT FG PCT | | | | | |
|----------------------------|----|----|-----|-----|------|
| | Cl | G | 3FG | FGA | Pct. |
| 1. Jackson Price-CIT | So | 18 | 19 | 38 | .500 |
| 2. Kamar Robertson-MER | Sr | 18 | 32 | 69 | .464 |
| 3. Dalvin White-UTC | Sr | 18 | 36 | 82 | .439 |
| 4. Sean Conway-VMI | Sr | 20 | 52 | 121 | .430 |
| 5. Tre Jackson-WCU | Jr | 19 | 67 | 157 | .427 |
| 6. Keyshaun Langley-UNCG | Sr | 20 | 56 | 132 | .424 |
| 7. Logan Dye-SAM | Sr | 20 | 25 | 59 | .424 |
| 8. Tyler Houser-VMI | Fr | 20 | 31 | 74 | .419 |
| 9. Jake Stephens-UTC | Sr | 20 | 42 | 103 | .408 |
| 10. Devin Butler-VMI | Jr | 20 | 35 | 87 | .402 |
| 11. Keondre Kennedy-UNCG | Sr | 18 | 39 | 97 | .402 |
| 12. Jackson Paveletzke-WOF | Fr | 20 | 26 | 65 | .400 |
| 13. Marcus Foster-FUR | Jr | 20 | 41 | 103 | .398 |
| 14. Shawn Walker Jr.-MER | Sr | 19 | 23 | 59 | .390 |
| 15. Russell Jones Jr.-WCU | Jr | 20 | 38 | 98 | .388 |

| 3-POINT FG MADE | | | | |
|---------------------------|----|----|-----|-------|
| | Cl | G | 3FG | Avg/G |
| 1. Tre Jackson-WCU | Jr | 19 | 67 | 3.5 |
| 2. Austin Ash-CIT | Sr | 19 | 64 | 3.4 |
| 3. Keyshaun Langley-UNCG | Sr | 20 | 56 | 2.8 |
| 4. Jamal Johnson-UTC | Sr | 20 | 53 | 2.7 |
| 5. Sean Conway-VMI | Sr | 20 | 52 | 2.6 |
| 6. Deanthony Tipler-ETSU | Sr | 17 | 37 | 2.2 |
| 7. Keondre Kennedy-UNCG | Sr | 18 | 39 | 2.2 |
| 8. Jake Stephens-UTC | Sr | 20 | 42 | 2.1 |
| 9. Marcus Foster-FUR | Jr | 20 | 41 | 2.1 |
| 10. Jordan King-ETSU | Sr | 20 | 40 | 2.0 |
| Dalvin White-UTC | Sr | 18 | 36 | 2.0 |
| 12. Russell Jones Jr.-WCU | Jr | 20 | 38 | 1.9 |
| 13. Bubba Parham-SAM | Sr | 20 | 36 | 1.8 |
| 14. Kamar Robertson-MER | Sr | 18 | 32 | 1.8 |
| 15. Devin Butler-VMI | Jr | 20 | 35 | 1.8 |
| JP Pegues-FUR | So | 20 | 35 | 1.8 |

| BLOCKED SHOTS | | | | |
|--------------------------|----|----|-----|-------|
| | Cl | G | No. | Avg/G |
| 1. Jake Stephens-UTC | Sr | 20 | 47 | 2.4 |
| 2. Stephen Clark-CIT | Sr | 19 | 36 | 1.9 |
| 3. Jalen Slawson-FUR | Sr | 20 | 31 | 1.6 |
| 4. Josh Taylor-ETSU | Jr | 16 | 15 | 0.9 |
| 5. Achor Achor-SAM | So | 18 | 16 | 0.9 |
| 6. Jaden Seymour-ETSU | So | 17 | 15 | 0.9 |
| 7. Tyzhaun Claude-WCU | Jr | 20 | 16 | 0.8 |
| 8. Tyler Harris-WCU | Sr | 20 | 14 | 0.7 |
| Mohammed Abdulsalam-UNCG | Sr | 20 | 14 | 0.7 |
| 10. Keondre Kennedy-UNCG | Sr | 18 | 12 | 0.7 |
| 11. Logan Dye-SAM | Sr | 20 | 13 | 0.7 |
| 12. Sam Alexis-UTC | Fr | 17 | 11 | 0.6 |
| 13. Jalyn McCreary-MER | So | 20 | 12 | 0.6 |
| 14. Tyler Houser-VMI | Fr | 20 | 11 | 0.6 |
| 15. Garrett Hien-FUR | Jr | 19 | 10 | 0.5 |

| ASSIST/TURNOVER RATIO | | | | | |
|-----------------------------|----|----|------|-----|-------|
| | Cl | G | Ast. | T/O | Ratio |
| 1. Dalvin White-UTC | Sr | 18 | 56 | 13 | 4.3 |
| 2. Kobe Langley-UNCG | Sr | 20 | 77 | 31 | 2.5 |
| 3. Jaron Rillie-SAM | So | 20 | 61 | 29 | 2.1 |
| 4. Mike Bothwell-FUR | Sr | 20 | 75 | 40 | 1.9 |
| 5. Vonterius Woolbright-WCU | Sr | 19 | 84 | 45 | 1.9 |
| 6. Luis Hurtado-MER | Sr | 19 | 82 | 44 | 1.9 |
| 7. Jackson Paveletzke-WOF | Fr | 20 | 75 | 41 | 1.8 |
| 8. JP Pegues-FUR | So | 20 | 75 | 42 | 1.8 |
| 9. Dante Treacy-UNCG | Sr | 20 | 76 | 44 | 1.7 |
| 10. Tony Felder-VMI | Fr | 20 | 70 | 47 | 1.5 |
| 11. Jalen Slawson-FUR | Sr | 20 | 73 | 53 | 1.4 |
| 12. Allen Strothers-ETSU | Fr | 20 | 66 | 48 | 1.4 |
| 13. Jake Stephens-UTC | Sr | 20 | 71 | 56 | 1.3 |

2022-23 Southern Conference
INDIVIDUAL BASKETBALL STATISTICS
Through games of Jan 20, 2023 (All games)

| OFFENSIVE REBOUNDS | Cl | G | No. | Avg/G |
|--------------------------|----|----|-----|-------|
| 1. Tyzhaun Claude-WCU | Jr | 20 | 65 | 3.3 |
| 2. Jaden Seymour-ETSU | So | 17 | 45 | 2.6 |
| 3. Jalen Haynes-ETSU | So | 20 | 49 | 2.5 |
| 4. Jake Stephens-UTC | Sr | 20 | 48 | 2.4 |
| 5. Messiah Jones-WOF | Sr | 20 | 45 | 2.3 |
| 6. Bas Leyte-UNCG | Sr | 20 | 44 | 2.2 |
| 7. Josh Taylor-ETSU | Jr | 16 | 35 | 2.2 |
| 8. Kyler Filewich-WOF | Jr | 20 | 42 | 2.1 |
| 9. Jermaine Marshall-SAM | Jr | 19 | 39 | 2.1 |
| 10. Jalyn McCreary-MER | So | 20 | 40 | 2.0 |
| 11. Sean Conway-VMI | Sr | 20 | 38 | 1.9 |
| 12. Achor Achor-SAM | So | 18 | 33 | 1.8 |
| 13. Logan Dye-SAM | Sr | 20 | 36 | 1.8 |
| Mikeal Brown-Jones-UNCG | Jr | 20 | 36 | 1.8 |
| 15. Taeshaud Jackson-VMI | Fr | 19 | 34 | 1.8 |

| DEFENSIVE REBOUNDS | Cl | G | No. | Avg/G |
|-----------------------------|----|----|-----|-------|
| 1. Jake Stephens-UTC | Sr | 20 | 156 | 7.8 |
| 2. Vonterius Woolbright-WCU | Sr | 19 | 109 | 5.7 |
| 3. Keondre Kennedy-UNCG | Sr | 18 | 102 | 5.7 |
| 4. Jalen Slawson-FUR | Sr | 20 | 110 | 5.5 |
| 5. Tyzhaun Claude-WCU | Jr | 20 | 104 | 5.2 |
| 6. Stephen Clark-CIT | Sr | 19 | 94 | 4.9 |
| 7. Jermaine Marshall-SAM | Jr | 19 | 91 | 4.8 |
| 8. Austin Ash-CIT | Sr | 19 | 89 | 4.7 |
| 9. Mohammed Abdulsalam-UNCG | Sr | 20 | 93 | 4.7 |
| 10. Jaden Seymour-ETSU | So | 17 | 79 | 4.6 |
| 11. Sean Conway-VMI | Sr | 20 | 80 | 4.0 |
| Amarri Tice-WOF | Fr | 17 | 68 | 4.0 |
| 13. B.J. Mack-WOF | Sr | 19 | 74 | 3.9 |
| 14. Marcus Foster-FUR | Jr | 20 | 77 | 3.9 |
| 15. Taeshaud Jackson-VMI | Fr | 19 | 72 | 3.8 |

| MINUTES PLAYED | Cl | G | No. | Avg/G |
|------------------------------|----|----|-----|-------|
| 1. Austin Ash-CIT | Sr | 19 | 705 | 37.1 |
| 2. Asher Woods-VMI | Fr | 20 | 688 | 34.4 |
| 3. Jordan King-ETSU | Sr | 20 | 682 | 34.1 |
| 4. Mike Bothwell-FUR | Sr | 20 | 681 | 34.0 |
| 5. Stephen Clark-CIT | Sr | 19 | 637 | 33.5 |
| 6. Tre Jackson-WCU | Jr | 19 | 627 | 33.0 |
| 7. Jake Stephens-UTC | Sr | 20 | 644 | 32.2 |
| 8. Sean Conway-VMI | Sr | 20 | 638 | 31.9 |
| 9. Jackson Paveletzke-WOF | Fr | 20 | 636 | 31.8 |
| 10. Vonterius Woolbright-WCU | Sr | 19 | 589 | 31.0 |
| 11. JP Pegues-FUR | So | 20 | 617 | 30.9 |
| 12. Jalen Slawson-FUR | Sr | 20 | 609 | 30.5 |
| 13. Russell Jones Jr.-WCU | Jr | 20 | 607 | 30.4 |
| 14. Corey Tripp-WOF | So | 20 | 597 | 29.9 |
| 15. Keondre Kennedy-UNCG | Sr | 18 | 536 | 29.8 |
| 16. Tyler Harris-WCU | Sr | 20 | 595 | 29.8 |
| 17. Jamal Johnson-UTC | Sr | 20 | 593 | 29.7 |
| 18. Elijah Morgan-CIT | Jr | 19 | 561 | 29.5 |
| 19. Rickey Bradley-VMI | Fr | 20 | 589 | 29.5 |
| Keyshaun Langley-UNCG | Sr | 20 | 589 | 29.5 |
| 21. B.J. Mack-WOF | Sr | 19 | 552 | 29.1 |
| 22. A.J. Caldwell-UTC | Sr | 20 | 568 | 28.4 |
| 23. Marcus Foster-FUR | Jr | 20 | 565 | 28.3 |
| 24. Bubba Parham-SAM | Sr | 20 | 561 | 28.1 |
| 25. Dante Treacy-UNCG | Sr | 20 | 558 | 27.9 |
| 26. Kamar Robertson-MER | Sr | 18 | 500 | 27.8 |
| 27. Luis Hurtado-MER | Sr | 19 | 526 | 27.7 |
| Shawn Walker Jr.-MER | Sr | 19 | 526 | 27.7 |
| 29. Jalen Haynes-ETSU | So | 20 | 536 | 26.8 |
| 30. Deanthony Tipler-ETSU | Sr | 17 | 452 | 26.6 |

2022-23 Southern Conference
Conference Team Highs
Through games of Jan 20, 2023 (All games)

TEAM HIGHS (highest totals made by)

| | | |
|-----------------------|---------------|---|
| Points | 120 | Wofford vs Bob Jones (11/07/22) |
| | 120 | UNCG vs Warren Wilson (12/18/22) |
| Margin | 72 (120-48) | Wofford vs Bob Jones (11/07/22) |
| | 72 (120-48) | UNCG vs Warren Wilson (12/18/22) |
| Field goals made | 49 | Wofford vs Bob Jones (11/07/22) |
| | 46 | Mercer vs Milligan (11/11/22) |
| Field goal attempts | 86 | Western Carolina vs Toccoa Falls (12/20/22) |
| | 83 | The Citadel vs Morris (11/15/22) |
| Field goal percentage | .662 (45-68) | UNCG vs Warren Wilson (12/18/22) |
| | .661 (37-56) | VMI vs Regent (11/26/22) |
| 3-Pt FG made | 22 | Chattanooga vs Covenant (11/19/22) |
| | 20 | VMI vs Carlow (12/07/22) |
| 3-Pt FG attempts | 53 | VMI vs Carlow (12/07/22) |
| | 44 | Furman vs Anderson (12/19/22) |
| 3-Pt percentage | .625 (10-16) | Furman at Mercer (01/11/23) |
| | .615 (16-26) | VMI at Chattanooga (01/07/23) |
| Free throws made | 33 | UNCG at Furman (01/14/23) |
| | 29 | Samford at The Citadel (12/31/22) |
| Free throw attempts | 42 | ETSU vs Little Rock (11/17/22) |
| | 41 | UNCG at Furman (01/14/23) |
| Free throw percentage | 1.000 (12-12) | The Citadel vs IUPUI (11/25/22) |
| | 1.000 (11-11) | VMI at Furman (12/29/22) |
| | 1.000 (7-7) | Wofford at Texas A&M (12/20/22) |
| Rebounds | 69 | The Citadel vs Morris (11/15/22) |
| | 64 | Western Carolina vs Brescia (11/13/22) |
| Assists | 32 | UNCG vs Warren Wilson (12/18/22) |
| | 31 | Mercer vs Milligan (11/11/22) |
| | 31 | Mercer vs Middle Georgia State (12/06/22) |
| Steals | 16 | ETSU at The Citadel (01/11/23) |
| | 15 | Furman vs North Greenville (11/07/22) |
| Blocked shots | 11 | Chattanooga vs Johnson (Tenn.) (12/10/22) |
| | 9 | The Citadel vs Western Carolina (01/14/23) |
| Turnovers | 24 | VMI vs SIUE (11/19/22) |
| | 23 | Samford vs Louisiana Tech (11/25/22) |
| Fouls | 29 | The Citadel at N.C. Central (12/20/22) |
| | 29 | Furman vs UNCG (01/14/23) |

2022-23 Southern Conference
Conference Individual Highs
Through games of Jan 20, 2023 (All games)

INDIVIDUAL PLAYER GAME HIGHS

| | | |
|-----------------------|---------------|--|
| Points | 42 | Jordan King (ETSU) at The Citadel (01/11/23) |
| | 37 | Jake Stephens (Chattanooga) vs VMI (01/07/23) |
| Field goals made | 14 | Jordan King (ETSU) at The Citadel (01/11/23) |
| | 13 | Jake Stephens (Chattanooga) vs Western Carolina (01/11/23) |
| Field goal attempts | 21 | Jake Stephens (Chattanooga) vs Milwaukee (12/06/22) |
| | 20 | Mike Bothwell (Furman) vs Penn State (11/17/22) |
| | 20 | Keyshaun Langley (UNCG) at Wofford (12/31/22) |
| | 20 | Stephen Clark (The Citadel) vs Western Carolina (01/14/23) |
| Field goal percentage | 1.000 (8-8) | Jalen Haynes (ETSU) vs Mars Hill (11/30/22) |
| | .923 (12-13) | Jalyn McCreary (Mercer) vs Middle Georgia State (12/06/22) |
| 3-Pt FG made | 9 | Austin Ash (The Citadel) vs Longwood (12/17/22) |
| | 8 | Jordan King (ETSU) at The Citadel (01/11/23) |
| 3-Pt FG attempts | 17 | Devin Butler (VMI) vs Carlow (12/07/22) |
| | 17 | Austin Ash (The Citadel) vs Longwood (12/17/22) |
| 3-Pt percentage | .857 (6-7) | Sean Conway (VMI) vs Regent (11/26/22) |
| | .857 (6-7) | Sean Conway (VMI) vs Navy (12/03/22) |
| | .857 (6-7) | Marcus Foster (Furman) at Mercer (01/11/23) |
| | .857 (6-7) | Carson McCorkle (Wofford) vs VMI (01/14/23) |
| Free throws made | 13 | Jermaine Marshall (Samford) at UCF (12/04/22) |
| | 11 | Keondre Kennedy (UNCG) vs UMBC (11/22/22) |
| | 11 | Mike Bothwell (Furman) vs Stephen F. Austin (12/17/22) |
| | 11 | Tyzhaun Claude (Western Carolina) at Tennessee Tech (12/17/22) |
| Free throw attempts | 16 | Jermaine Marshall (Samford) at UCF (12/04/22) |
| | 14 | Achor Achor (Samford) at Alabama A&M (11/17/22) |
| | 14 | Keondre Kennedy (UNCG) vs UMBC (11/22/22) |
| | 14 | Tyzhaun Claude (Western Carolina) at Tennessee Tech (12/17/22) |
| Free throw percentage | 1.000 (11-11) | Mike Bothwell (Furman) vs Stephen F. Austin (12/17/22) |
| | 1.000 (10-10) | Mike Bothwell (Furman) at App State (11/29/22) |
| | 1.000 (9-9) | Jalen Haynes (ETSU) vs Louisiana (11/13/22) |
| | 1.000 (9-9) | Keondre Kennedy (UNCG) vs Montana State (11/25/22) |
| | 1.000 (9-9) | Tyzhaun Claude (Western Carolina) vs Toccoa Falls (12/20/22) |
| | 1.000 (9-9) | Jaron Rillie (Samford) at The Citadel (12/31/22) |
| | 1.000 (8-8) | Jermaine Marshall (Samford) vs Spring Hill (11/10/22) |
| | 1.000 (8-8) | Jackson Paveletzke (Wofford) vs North Carolina A&T (11/20/22) |
| | 1.000 (8-8) | Austin Ash (The Citadel) at Charleston Southern (11/30/22) |
| | 1.000 (8-8) | B.J. Mack (Wofford) vs ETSU (12/29/22) |
| Rebounds | 20 | Jake Stephens (Chattanooga) vs Belmont (12/18/22) |
| | 17 | Tyzhaun Claude (Western Carolina) at The Citadel (01/14/23) |
| Assists | 10 | DJ Campbell (Western Carolina) vs Brescia (11/13/22) |
| | 10 | Luis Hurtado (Mercer) vs Winthrop (11/19/22) |
| | 10 | Rickey Bradley (VMI) vs Carlow (12/07/22) |
| | 10 | Jackson Paveletzke (Wofford) vs Montreat (12/17/22) |
| | 10 | Jaron Rillie (Samford) vs Mercer (12/28/22) |
| Steals | 7 | Jordan King (ETSU) at The Citadel (01/11/23) |
| | 6 | Jaron Rillie (Samford) vs Wofford (01/11/23) |
| Blocked shots | 5 | Jake Stephens (Chattanooga) at Gardner-Webb (12/03/22) |
| | 5 | Jake Stephens (Chattanooga) vs Belmont (12/18/22) |
| | 5 | Jake Stephens (Chattanooga) at The Citadel (12/29/22) |
| | 5 | Stephen Clark (The Citadel) vs ETSU (01/11/23) |
| | 5 | Stephen Clark (The Citadel) vs Western Carolina (01/14/23) |
| Turnovers | 8 | Jake Stephens (Chattanooga) at Col. of Charleston (11/07/22) |
| | 7 | JP Pegues (Furman) vs South Carolina State (12/03/22) |
| | 7 | Mike Bothwell (Furman) vs Stephen F. Austin (12/17/22) |
| | 7 | Jake Stephens (Chattanooga) vs Belmont (12/18/22) |
| | 7 | Asher Woods (VMI) at Chattanooga (01/07/23) |

2022-23 Southern Conference
CONFERENCE BASKETBALL STATISTICS
Through games of Jan 20, 2023 (Conference games only)

| SCORING OFFENSE | G | W-L | Pts | Avg/G |
|---------------------|---|-----|-----|-------|
| 1. Furman | 7 | 5-2 | 560 | 80.0 |
| 2. Samford | 7 | 7-0 | 537 | 76.7 |
| 3. Chattanooga | 7 | 3-4 | 532 | 76.0 |
| 4. UNCG | 7 | 6-1 | 516 | 73.7 |
| 5. Western Carolina | 7 | 4-3 | 483 | 69.0 |
| 6. Wofford | 7 | 3-4 | 480 | 68.6 |
| 7. The Citadel | 7 | 2-5 | 467 | 66.7 |
| 8. ETSU | 7 | 3-4 | 463 | 66.1 |
| 9. VMI | 7 | 0-7 | 453 | 64.7 |
| 10. Mercer | 7 | 2-5 | 420 | 60.0 |

| SCORING DEFENSE | G | Pts | Avg/G |
|---------------------|---|-----|-------|
| 1. UNCG | 7 | 439 | 62.7 |
| 2. Samford | 7 | 469 | 67.0 |
| 3. ETSU | 7 | 473 | 67.6 |
| 4. Western Carolina | 7 | 475 | 67.9 |
| 5. Wofford | 7 | 481 | 68.7 |
| 6. Mercer | 7 | 484 | 69.1 |
| 7. Furman | 7 | 492 | 70.3 |
| 8. Chattanooga | 7 | 506 | 72.3 |
| 9. The Citadel | 7 | 544 | 77.7 |
| 10. VMI | 7 | 548 | 78.3 |

| SCORING MARGIN | G | Offense | Defense | Margin |
|---------------------|---|---------|---------|--------|
| 1. UNCG | 7 | 73.7 | 62.7 | +11.0 |
| 2. Furman | 7 | 80.0 | 70.3 | +9.7 |
| Samford | 7 | 76.7 | 67.0 | +9.7 |
| 4. Chattanooga | 7 | 76.0 | 72.3 | +3.7 |
| 5. Western Carolina | 7 | 69.0 | 67.9 | +1.1 |
| 6. Wofford | 7 | 68.6 | 68.7 | -0.1 |
| 7. ETSU | 7 | 66.1 | 67.6 | -1.4 |
| 8. Mercer | 7 | 60.0 | 69.1 | -9.1 |
| 9. The Citadel | 7 | 66.7 | 77.7 | -11.0 |
| 10. VMI | 7 | 64.7 | 78.3 | -13.6 |

| FREE THROW PCT | G | FTM | FTA | Pct. |
|---------------------|---|-----|-----|------|
| 1. VMI | 7 | 60 | 76 | .789 |
| 2. Furman | 7 | 105 | 137 | .766 |
| 3. Wofford | 7 | 78 | 103 | .757 |
| 4. The Citadel | 7 | 101 | 134 | .754 |
| 5. UNCG | 7 | 116 | 154 | .753 |
| 6. Chattanooga | 7 | 103 | 138 | .746 |
| 7. Samford | 7 | 99 | 134 | .739 |
| 8. Mercer | 7 | 64 | 89 | .719 |
| 9. Western Carolina | 7 | 84 | 120 | .700 |
| 10. ETSU | 7 | 72 | 112 | .643 |

| FIELD GOAL PERCENTAGE | G | FGM | FGA | Pct. |
|-----------------------|---|-----|-----|------|
| 1. Samford | 7 | 180 | 375 | .480 |
| 2. Furman | 7 | 191 | 400 | .478 |
| 3. Wofford | 7 | 178 | 396 | .449 |
| 4. UNCG | 7 | 172 | 383 | .449 |
| 5. Chattanooga | 7 | 176 | 393 | .448 |
| 6. ETSU | 7 | 175 | 393 | .445 |
| 7. VMI | 7 | 167 | 401 | .416 |
| 8. Western Carolina | 7 | 170 | 411 | .414 |
| 9. The Citadel | 7 | 160 | 387 | .413 |
| 10. Mercer | 7 | 162 | 406 | .399 |

| FIELD GOAL PCT DEFENSE | G | FGM | FGA | Pct. |
|------------------------|---|-----|-----|------|
| 1. UNCG | 7 | 149 | 383 | .389 |
| 2. ETSU | 7 | 170 | 412 | .413 |
| 3. Furman | 7 | 167 | 403 | .414 |
| 4. Chattanooga | 7 | 177 | 408 | .434 |
| 5. Samford | 7 | 166 | 382 | .435 |
| 6. Wofford | 7 | 178 | 397 | .448 |
| 7. Mercer | 7 | 170 | 377 | .451 |
| 8. Western Carolina | 7 | 174 | 380 | .458 |
| 9. The Citadel | 7 | 188 | 401 | .469 |
| 10. VMI | 7 | 192 | 402 | .478 |

| 3-POINT FG PCT | G | 3FGM | 3FGA | Pct. |
|---------------------|---|------|------|------|
| 1. Samford | 7 | 78 | 191 | .408 |
| 2. UNCG | 7 | 56 | 147 | .381 |
| 3. Furman | 7 | 73 | 192 | .380 |
| 4. Chattanooga | 7 | 77 | 218 | .353 |
| 5. VMI | 7 | 59 | 172 | .343 |
| 6. The Citadel | 7 | 46 | 139 | .331 |
| 7. ETSU | 7 | 41 | 124 | .331 |
| 8. Western Carolina | 7 | 59 | 181 | .326 |
| 9. Wofford | 7 | 46 | 156 | .295 |
| 10. Mercer | 7 | 32 | 110 | .291 |

| 3-POINT FG PCT DEFENSE | G | 3FGM | 3FGA | Pct. |
|------------------------|---|------|------|------|
| 1. ETSU | 7 | 56 | 186 | .301 |
| 2. UNCG | 7 | 55 | 181 | .304 |
| 3. Furman | 7 | 42 | 136 | .309 |
| 4. The Citadel | 7 | 59 | 179 | .330 |
| 5. Samford | 7 | 58 | 165 | .352 |
| 6. Wofford | 7 | 62 | 176 | .352 |
| 7. Chattanooga | 7 | 57 | 161 | .354 |
| 8. Western Carolina | 7 | 47 | 121 | .388 |
| 9. VMI | 7 | 73 | 183 | .399 |
| 10. Mercer | 7 | 58 | 142 | .408 |

| REBOUNDING OFFENSE | G | Rebounds | Avg/G |
|--------------------|---|----------|-------|
| 1. ETSU | 7 | 269 | 38.4 |
| 2. UNCG | 7 | 248 | 35.4 |
| Western Carolina | 7 | 248 | 35.4 |
| 4. Chattanooga | 7 | 243 | 34.7 |
| 5. Furman | 7 | 233 | 33.3 |
| Samford | 7 | 233 | 33.3 |
| 7. Mercer | 7 | 229 | 32.7 |
| 8. Wofford | 7 | 228 | 32.6 |
| 9. VMI | 7 | 222 | 31.7 |
| 10. The Citadel | 7 | 218 | 31.1 |

| REBOUNDING DEFENSE | G | Rebounds | Avg/G |
|---------------------|---|----------|-------|
| 1. Samford | 7 | 214 | 30.6 |
| 2. ETSU | 7 | 229 | 32.7 |
| 3. Wofford | 7 | 231 | 33.0 |
| 4. Chattanooga | 7 | 232 | 33.1 |
| 5. UNCG | 7 | 234 | 33.4 |
| 6. Western Carolina | 7 | 236 | 33.7 |
| 7. VMI | 7 | 239 | 34.1 |
| 8. Furman | 7 | 246 | 35.1 |
| Mercer | 7 | 246 | 35.1 |
| 10. The Citadel | 7 | 264 | 37.7 |

2022-23 Southern Conference
CONFERENCE BASKETBALL STATISTICS
Through games of Jan 20, 2023 (Conference games only)

| REBOUNDING MARGIN | | | | | |
|---------------------|---|------|------|------|-------------|
| | G | Team | Avg. | Opp. | Avg. Margin |
| 1. ETSU | 7 | 269 | 38.4 | 229 | 32.7 +5.7 |
| 2. Samford | 7 | 233 | 33.3 | 214 | 30.6 +2.7 |
| 3. UNCG | 7 | 248 | 35.4 | 234 | 33.4 +2.0 |
| 4. Western Carolina | 7 | 248 | 35.4 | 236 | 33.7 +1.7 |
| 5. Chattanooga | 7 | 243 | 34.7 | 232 | 33.1 +1.6 |
| 6. Wofford | 7 | 228 | 32.6 | 231 | 33.0 -0.4 |
| 7. Furman | 7 | 233 | 33.3 | 246 | 35.1 -1.9 |
| 8. Mercer | 7 | 229 | 32.7 | 246 | 35.1 -2.4 |
| 9. VMI | 7 | 222 | 31.7 | 239 | 34.1 -2.4 |
| 10. The Citadel | 7 | 218 | 31.1 | 264 | 37.7 -6.6 |

| BLOCKED SHOTS | | | |
|---------------------|---|-----|-------|
| | G | No. | Avg/G |
| 1. Chattanooga | 7 | 25 | 3.6 |
| 2. The Citadel | 7 | 24 | 3.4 |
| 3. UNCG | 7 | 23 | 3.3 |
| 4. ETSU | 7 | 21 | 3.0 |
| 5. Western Carolina | 7 | 18 | 2.6 |
| 6. Furman | 7 | 16 | 2.3 |
| 7. Mercer | 7 | 16 | 2.3 |
| 8. Samford | 7 | 14 | 2.0 |
| 9. Wofford | 7 | 12 | 1.7 |
| 10. VMI | 7 | 9 | 1.3 |

| ASSISTS | | | |
|----------------------|---|-----|-------|
| | G | No. | Avg/G |
| 1. Furman | 7 | 108 | 15.4 |
| 2. Chattanooga | 7 | 104 | 14.9 |
| 3. Samford | 7 | 98 | 14.0 |
| 4. UNCG | 7 | 97 | 13.9 |
| 5. Wofford | 7 | 86 | 12.3 |
| 6. VMI | 7 | 80 | 11.4 |
| 7. The Citadel | 7 | 78 | 11.1 |
| 8. ETSU | 7 | 77 | 11.0 |
| 9. Mercer | 7 | 68 | 9.7 |
| 10. Western Carolina | 7 | 67 | 9.6 |

| STEALS | | | |
|---------------------|---|-----|-------|
| | G | No. | Avg/G |
| 1. UNCG | 7 | 60 | 8.6 |
| 2. Samford | 7 | 47 | 6.7 |
| 3. Chattanooga | 7 | 43 | 6.1 |
| 4. Wofford | 7 | 42 | 6.0 |
| 5. The Citadel | 7 | 42 | 6.0 |
| 6. ETSU | 7 | 40 | 5.7 |
| 7. VMI | 7 | 39 | 5.6 |
| 8. Mercer | 7 | 39 | 5.6 |
| 9. Western Carolina | 7 | 36 | 5.1 |
| 10. Furman | 7 | 34 | 4.9 |

| TURNOVER MARGIN | | | | | |
|---------------------|---|------|------|------|-------------|
| | G | Team | Avg. | Opp. | Avg. Margin |
| 1. UNCG | 7 | 73 | 10.4 | 101 | 14.4 +4.0 |
| 2. Furman | 7 | 73 | 10.4 | 87 | 12.4 +2.0 |
| 3. Western Carolina | 7 | 67 | 9.6 | 76 | 10.9 +1.3 |
| 4. Mercer | 7 | 74 | 10.6 | 79 | 11.3 +0.7 |
| 5. Samford | 7 | 72 | 10.3 | 76 | 10.9 +0.6 |
| 6. Wofford | 7 | 78 | 11.1 | 81 | 11.6 +0.4 |
| 7. Chattanooga | 7 | 78 | 11.1 | 74 | 10.6 -0.6 |
| 8. The Citadel | 7 | 90 | 12.9 | 85 | 12.1 -0.7 |
| 9. ETSU | 7 | 93 | 13.3 | 69 | 9.9 -3.4 |
| 10. VMI | 7 | 98 | 14.0 | 68 | 9.7 -4.3 |

| ASSIST/TURNOVER RATIO | | | | | | |
|-----------------------|---|------|------|-----|------|-------|
| | G | Ast. | Avg. | T/O | Avg. | Ratio |
| 1. Furman | 7 | 108 | 15.4 | 73 | 10.4 | 1.5 |
| 2. Samford | 7 | 98 | 14.0 | 72 | 10.3 | 1.4 |
| 3. Chattanooga | 7 | 104 | 14.9 | 78 | 11.1 | 1.3 |
| 4. UNCG | 7 | 97 | 13.9 | 73 | 10.4 | 1.3 |
| 5. Wofford | 7 | 86 | 12.3 | 78 | 11.1 | 1.1 |
| 6. Western Carolina | 7 | 67 | 9.6 | 67 | 9.6 | 1.0 |
| 7. Mercer | 7 | 68 | 9.7 | 74 | 10.6 | 0.9 |
| 8. The Citadel | 7 | 78 | 11.1 | 90 | 12.9 | 0.9 |
| 9. ETSU | 7 | 77 | 11.0 | 93 | 13.3 | 0.8 |
| 10. VMI | 7 | 80 | 11.4 | 98 | 14.0 | 0.8 |

| OFFENSIVE REBOUNDS | | | |
|---------------------|---|-----|-------|
| | G | No. | Avg/G |
| 1. ETSU | 7 | 83 | 11.9 |
| 2. Mercer | 7 | 77 | 11.0 |
| 3. VMI | 7 | 72 | 10.3 |
| 4. Chattanooga | 7 | 70 | 10.0 |
| 5. Western Carolina | 7 | 70 | 10.0 |
| 6. Wofford | 7 | 66 | 9.4 |
| 7. Samford | 7 | 58 | 8.3 |
| 8. UNCG | 7 | 58 | 8.3 |
| 9. Furman | 7 | 55 | 7.9 |
| 10. The Citadel | 7 | 51 | 7.3 |

| DEFENSIVE REBOUNDS | | | |
|---------------------|---|-----|-------|
| | G | No. | Avg/G |
| 1. UNCG | 7 | 190 | 27.1 |
| 2. ETSU | 7 | 186 | 26.6 |
| 3. Furman | 7 | 178 | 25.4 |
| 4. Western Carolina | 7 | 178 | 25.4 |
| 5. Samford | 7 | 175 | 25.0 |
| 6. Chattanooga | 7 | 173 | 24.7 |
| 7. The Citadel | 7 | 167 | 23.9 |
| 8. Wofford | 7 | 162 | 23.1 |
| 9. Mercer | 7 | 152 | 21.7 |
| 10. VMI | 7 | 150 | 21.4 |

| DEFENSIVE REB PCT. | | | | |
|---------------------|---|-------|---------|--------|
| | G | D-Reb | Opp. OR | D-Reb% |
| 1. Western Carolina | 7 | 178 | 54 | .767 |
| 2. UNCG | 7 | 190 | 61 | .757 |
| 3. Samford | 7 | 175 | 57 | .754 |
| 4. ETSU | 7 | 186 | 70 | .727 |
| 5. Chattanooga | 7 | 173 | 68 | .718 |
| 6. Wofford | 7 | 162 | 65 | .714 |
| 7. The Citadel | 7 | 167 | 68 | .711 |
| 8. Furman | 7 | 178 | 75 | .704 |
| 9. Mercer | 7 | 152 | 68 | .691 |
| 10. VMI | 7 | 150 | 74 | .670 |

| OFFENSIVE REB PCT. | | | | |
|---------------------|---|-------|---------|--------|
| | G | O-Reb | Opp. DR | O-Reb% |
| 1. ETSU | 7 | 83 | 159 | .343 |
| 2. VMI | 7 | 72 | 165 | .304 |
| 3. Mercer | 7 | 77 | 178 | .302 |
| 4. Chattanooga | 7 | 70 | 164 | .299 |
| 5. Wofford | 7 | 66 | 166 | .284 |
| 6. Western Carolina | 7 | 70 | 182 | .278 |
| 7. Samford | 7 | 58 | 157 | .270 |
| 8. UNCG | 7 | 58 | 173 | .251 |
| 9. Furman | 7 | 55 | 171 | .243 |
| 10. The Citadel | 7 | 51 | 196 | .206 |

2022-23 Southern Conference
CONFERENCE BASKETBALL STATISTICS
Through games of Jan 20, 2023 (Conference games only)

| 3-POINT FG MADE | G | No. | Avg/G |
|------------------|---|-----|-------|
| 1. Samford | 7 | 78 | 11.1 |
| 2. Chattanooga | 7 | 77 | 11.0 |
| 3. Furman | 7 | 73 | 10.4 |
| 4. VMI | 7 | 59 | 8.4 |
| Western Carolina | 7 | 59 | 8.4 |
| 6. UNCG | 7 | 56 | 8.0 |
| 7. Wofford | 7 | 46 | 6.6 |
| The Citadel | 7 | 46 | 6.6 |
| 9. ETSU | 7 | 41 | 5.9 |
| 10. Mercer | 7 | 32 | 4.6 |

2022-23 Southern Conference
CONFERENCE BASKETBALL STATISTICS
Through games of Jan 20, 2023 (Conference games only)

| Team | Conference | Pct. | PF | PA | Overall | Pct. | PF | PA | Current unbeaten streak |
|------------------|------------|-------|------|------|---------|-------|------|------|-------------------------|
| Samford | 7-0 | 1.000 | 76.7 | 67.0 | 7-0 | 1.000 | 76.7 | 67.0 | Samford -- 7 |
| UNCG | 6-1 | .857 | 73.7 | 62.7 | 6-1 | .857 | 73.7 | 62.7 | UNCG -- 3 |
| Furman | 5-2 | .714 | 80.0 | 70.3 | 5-2 | .714 | 80.0 | 70.3 | Mercer -- 2 |
| Western Carolina | 4-3 | .571 | 69.0 | 67.9 | 4-3 | .571 | 69.0 | 67.9 | Western Carolina -- 1 |
| Chattanooga | 3-4 | .429 | 76.0 | 72.3 | 3-4 | .429 | 76.0 | 72.3 | Furman -- 1 |
| Wofford | 3-4 | .429 | 68.6 | 68.7 | 3-4 | .429 | 68.6 | 68.7 | |
| ETSU | 3-4 | .429 | 66.1 | 67.6 | 3-4 | .429 | 66.1 | 67.6 | |
| The Citadel | 2-5 | .286 | 66.7 | 77.7 | 2-5 | .286 | 66.7 | 77.7 | |
| Mercer | 2-5 | .286 | 60.0 | 69.1 | 2-5 | .286 | 60.0 | 69.1 | |
| VMI | 0-7 | .000 | 64.7 | 78.3 | 0-7 | .000 | 64.7 | 78.3 | |

| TEAM SUMMARIES | G | PF-PA | Avg score | Margin | FG-FGA | Pct. | 3FG-FGA | Pct. | FT-FTA | Pct. | RebF | RebA | Margin |
|------------------|---|---------|-----------|--------|---------|------|---------|------|---------|------|------|------|--------|
| Chattanooga | 7 | 532-506 | 76.0-72.3 | +3.7 | 176-393 | .448 | 77-218 | .353 | 103-138 | .746 | 243 | 232 | +1.6 |
| ETSU | 7 | 463-473 | 66.1-67.6 | -1.4 | 175-393 | .445 | 41-124 | .331 | 72-112 | .643 | 269 | 229 | +5.7 |
| Furman | 7 | 560-492 | 80.0-70.3 | +9.7 | 191-400 | .478 | 73-192 | .380 | 105-137 | .766 | 233 | 246 | -1.9 |
| Mercer | 7 | 420-484 | 60.0-69.1 | -9.1 | 162-406 | .399 | 32-110 | .291 | 64-89 | .719 | 229 | 246 | -2.4 |
| Samford | 7 | 537-469 | 76.7-67.0 | +9.7 | 180-375 | .480 | 78-191 | .408 | 99-134 | .739 | 233 | 214 | +2.7 |
| The Citadel | 7 | 467-544 | 66.7-77.7 | -11.0 | 160-387 | .413 | 46-139 | .331 | 101-134 | .754 | 218 | 264 | -6.6 |
| UNCG | 7 | 516-439 | 73.7-62.7 | +11.0 | 172-383 | .449 | 56-147 | .381 | 116-154 | .753 | 248 | 234 | +2.0 |
| VMI | 7 | 453-548 | 64.7-78.3 | -13.6 | 167-401 | .416 | 59-172 | .343 | 60-76 | .789 | 222 | 239 | -2.4 |
| Western Carolina | 7 | 483-475 | 69.0-67.9 | +1.1 | 170-411 | .414 | 59-181 | .326 | 84-120 | .700 | 248 | 236 | +1.7 |
| Wofford | 7 | 480-481 | 68.6-68.7 | -0.1 | 178-396 | .449 | 46-156 | .295 | 78-103 | .757 | 228 | 231 | -0.4 |

| ATTENDANCE | Home | Average | Away | Average | Neutral | Average | Total | Average |
|------------------|----------|---------|----------|---------|---------|---------|-----------|---------|
| Chattanooga | 3-9967 | 3322 | 4-5346 | 1336 | 0-0 | 0 | 7-15313 | 2188 |
| ETSU | 4-13160 | 3290 | 3-3048 | 1016 | 0-0 | 0 | 7-16208 | 2315 |
| Furman | 3-6211 | 2070 | 4-10325 | 2581 | 0-0 | 0 | 7-16536 | 2362 |
| Mercer | 3-3054 | 1018 | 4-6826 | 1706 | 0-0 | 0 | 7-9880 | 1411 |
| Samford | 4-10374 | 2594 | 3-4962 | 1654 | 0-0 | 0 | 7-15336 | 2191 |
| The Citadel | 4-4648 | 1162 | 3-4304 | 1435 | 0-0 | 0 | 7-8952 | 1279 |
| UNCG | 3-3626 | 1209 | 4-5006 | 1252 | 0-0 | 0 | 7-8632 | 1233 |
| VMI | 3-1850 | 617 | 4-9110 | 2278 | 0-0 | 0 | 7-10960 | 1566 |
| Western Carolina | 4-6078 | 1520 | 3-7580 | 2527 | 0-0 | 0 | 7-13658 | 1951 |
| Wofford | 4-4834 | 1208 | 3-7295 | 2432 | 0-0 | 0 | 7-12129 | 1733 |
| Totals | 35-63802 | 1823 | 35-63802 | 1823 | 0-0 | 0 | 70-127604 | 1823 |

2022-23 Southern Conference
INDIVIDUAL BASKETBALL STATISTICS
Through games of Jan 20, 2023 (Conference games only)

To be ranked, a player must appear in at least 75.0% of their team's games.

| SCORING | | | | | | | | REBOUNDING | | | | | | | |
|-----------------------------|----|---|----|-----|----|-----|-------|-----------------------------|----|---|-----|-----|-------|-------|--|
| | Cl | G | FG | 3FG | FT | Pts | Avg/G | | Cl | G | Off | Def | Total | Avg/G | |
| 1. Jake Stephens-UTC | Sr | 7 | 53 | 13 | 36 | 155 | 22.1 | 1. Jake Stephens-UTC | Sr | 7 | 21 | 49 | 70 | 10.0 | |
| 2. Logan Dye-SAM | Sr | 7 | 50 | 17 | 23 | 140 | 20.0 | 2. Jermaine Marshall-SAM | Jr | 7 | 14 | 45 | 59 | 8.4 | |
| 3. Stephen Clark-CIT | Sr | 7 | 50 | 2 | 33 | 135 | 19.3 | 3. Tyzhaun Claude-WCU | Jr | 7 | 24 | 34 | 58 | 8.3 | |
| 4. Mike Bothwell-FUR | Sr | 7 | 47 | 11 | 26 | 131 | 18.7 | 4. Vonterius Woolbright-WCU | Sr | 7 | 9 | 47 | 56 | 8.0 | |
| 5. Keyshaun Langley-UNCG | Sr | 7 | 45 | 21 | 16 | 127 | 18.1 | 5. Stephen Clark-CIT | Sr | 7 | 15 | 37 | 52 | 7.4 | |
| 6. Vonterius Woolbright-WCU | Sr | 7 | 39 | 2 | 33 | 113 | 16.1 | 6. Jalen Slawson-FUR | Sr | 7 | 12 | 39 | 51 | 7.3 | |
| 7. Jamal Johnson-UTC | Sr | 7 | 33 | 23 | 23 | 112 | 16.0 | Jaden Seymour-ETSU | So | 7 | 19 | 32 | 51 | 7.3 | |
| 8. Jalen Slawson-FUR | Sr | 7 | 33 | 7 | 35 | 108 | 15.4 | 8. Mohammed Abdulsalam-UNCG | Sr | 7 | 12 | 36 | 48 | 6.9 | |
| 9. Marcus Foster-FUR | Jr | 7 | 34 | 25 | 11 | 104 | 14.9 | 9. Marcus Foster-FUR | Jr | 7 | 13 | 29 | 42 | 6.0 | |
| 10. Jermaine Marshall-SAM | Jr | 7 | 36 | 13 | 18 | 103 | 14.7 | 10. Jalen Haynes-ETSU | So | 7 | 18 | 23 | 41 | 5.9 | |
| 11. Jordan King-ETSU | Sr | 7 | 34 | 16 | 17 | 101 | 14.4 | 11. Logan Dye-SAM | Sr | 7 | 9 | 31 | 40 | 5.7 | |
| B.J. Mack-WOF | Sr | 7 | 33 | 11 | 24 | 101 | 14.4 | Taeshaud Jackson-VMI | Fr | 7 | 18 | 22 | 40 | 5.7 | |
| 13. Tyzhaun Claude-WCU | Jr | 7 | 36 | 2 | 25 | 99 | 14.1 | Mikeal Brown-Jones-UNCG | Jr | 7 | 13 | 27 | 40 | 5.7 | |
| 14. Keondre Kennedy-UNCG | Sr | 7 | 30 | 16 | 18 | 94 | 13.4 | Jalyn McCreary-MER | So | 7 | 15 | 25 | 40 | 5.7 | |
| 15. Jalyn McCreary-MER | So | 7 | 42 | 0 | 7 | 91 | 13.0 | 15. Austin Ash-CIT | Sr | 7 | 5 | 34 | 39 | 5.6 | |
| 16. Asher Woods-VMI | Fr | 7 | 33 | 12 | 12 | 90 | 12.9 | Sean Conway-VMI | Sr | 7 | 13 | 26 | 39 | 5.6 | |
| Sean Conway-VMI | Sr | 7 | 31 | 14 | 14 | 90 | 12.9 | Keondre Kennedy-UNCG | Sr | 7 | 4 | 35 | 39 | 5.6 | |
| 18. Austin Ash-CIT | Sr | 7 | 29 | 20 | 10 | 88 | 12.6 | Asher Woods-VMI | Fr | 7 | 12 | 27 | 39 | 5.6 | |
| 19. Russell Jones Jr.-WCU | Jr | 7 | 32 | 16 | 7 | 87 | 12.4 | 19. Justice Smith-ETSU | So | 7 | 7 | 30 | 37 | 5.3 | |
| 20. Tre Jackson-WCU | Jr | 7 | 26 | 22 | 10 | 84 | 12.0 | 20. Kyler Filewich-WOF | Jr | 7 | 11 | 25 | 36 | 5.1 | |
| 21. Tyler Houser-VMI | Fr | 7 | 34 | 10 | 4 | 82 | 11.7 | Jamal Johnson-UTC | Sr | 7 | 9 | 27 | 36 | 5.1 | |
| 22. Mikeal Brown-Jones-UNCG | Jr | 7 | 28 | 4 | 20 | 80 | 11.4 | | | | | | | | |
| 23. A.J. Staton-McCray-SAM | So | 6 | 22 | 7 | 14 | 65 | 10.8 | | | | | | | | |
| 24. Justice Smith-ETSU | So | 7 | 28 | 4 | 15 | 75 | 10.7 | | | | | | | | |
| 25. Jalen Haynes-ETSU | So | 7 | 26 | 1 | 20 | 73 | 10.4 | | | | | | | | |
| 26. Kamar Robertson-MER | Sr | 6 | 20 | 6 | 15 | 61 | 10.2 | | | | | | | | |
| 27. Rickey Bradley-VMI | Fr | 7 | 25 | 6 | 15 | 71 | 10.1 | | | | | | | | |
| 28. Deanthony Tipler-ETSU | Sr | 6 | 22 | 11 | 4 | 59 | 9.8 | | | | | | | | |
| 29. Messiah Jones-WOF | Sr | 7 | 29 | 0 | 10 | 68 | 9.7 | | | | | | | | |
| Corey Tripp-WOF | So | 7 | 27 | 8 | 6 | 68 | 9.7 | | | | | | | | |

| FIELD GOAL PCT | | | | | | ASSISTS | | | | |
|----------------------------|----|---|-----|-----|------|-----------------------------|----|---|-----|-------|
| | Cl | G | FGM | FGA | Pct. | | Cl | G | No. | Avg/G |
| 1. Kyler Filewich-WOF | Jr | 7 | 22 | 33 | .667 | 1. Vonterius Woolbright-WCU | Sr | 7 | 36 | 5.1 |
| 2. A.J. Staton-McCray-SAM | So | 6 | 22 | 37 | .595 | 2. Dante Treacy-UNCG | Sr | 7 | 32 | 4.6 |
| 3. Logan Dye-SAM | Sr | 7 | 50 | 86 | .581 | 3. Jalen Slawson-FUR | Sr | 7 | 29 | 4.1 |
| 4. Messiah Jones-WOF | Sr | 7 | 29 | 53 | .547 | Jaron Rillie-SAM | So | 7 | 29 | 4.1 |
| 5. Rickey Bradley-VMI | Fr | 7 | 25 | 46 | .543 | 5. Jake Stephens-UTC | Sr | 7 | 27 | 3.9 |
| 6. Mikeal Brown-Jones-UNCG | Jr | 7 | 28 | 52 | .538 | 6. Tony Felder-VMI | Fr | 7 | 25 | 3.6 |
| 7. AJ Smith-CIT | Fr | 7 | 22 | 41 | .537 | 7. Kobe Langley-UNCG | Sr | 7 | 24 | 3.4 |
| 8. Jake Stephens-UTC | Sr | 7 | 53 | 101 | .525 | 8. JP Pegues-FUR | So | 7 | 23 | 3.3 |
| 9. Mike Bothwell-FUR | Sr | 7 | 47 | 91 | .516 | 9. Jackson Paveletzke-WOF | Fr | 7 | 22 | 3.1 |
| 10. Jalen Slawson-FUR | Sr | 7 | 33 | 64 | .516 | 10. Dalvin White-UTC | Sr | 7 | 21 | 3.0 |
| 11. Jalyn McCreary-MER | So | 7 | 42 | 83 | .506 | 11. Adam Silas-WOF | Fr | 7 | 20 | 2.9 |
| 12. Tyler Houser-VMI | Fr | 7 | 34 | 68 | .500 | Bubba Parham-SAM | Sr | 7 | 20 | 2.9 |
| Bas Leyte-UNCG | Sr | 7 | 21 | 42 | .500 | 13. Elijah Morgan-CIT | Jr | 7 | 19 | 2.7 |
| 14. Keyshaun Langley-UNCG | Sr | 7 | 45 | 91 | .495 | 14. Jordan King-ETSU | Sr | 7 | 17 | 2.4 |
| 15. B.J. Mack-WOF | Sr | 7 | 33 | 67 | .493 | 15. Stephen Clark-CIT | Sr | 7 | 16 | 2.3 |
| | | | | | | Allen Strothers-ETSU | Fr | 7 | 16 | 2.3 |
| | | | | | | Mike Bothwell-FUR | Sr | 7 | 16 | 2.3 |
| | | | | | | Austin Ash-CIT | Sr | 7 | 16 | 2.3 |

2022-23 Southern Conference
INDIVIDUAL BASKETBALL STATISTICS
Through games of Jan 20, 2023 (Conference games only)

| FREE THROW PCT | | | | | |
|---------------------------|----|---|-----|-----|------|
| | Cl | G | FTM | FTA | Pct. |
| 1. Jamal Johnson-UTC | Sr | 7 | 23 | 24 | .958 |
| 2. Bas Leyte-UNCG | Sr | 7 | 15 | 16 | .938 |
| 3. Dante Treacy-UNCG | Sr | 7 | 20 | 22 | .909 |
| 4. B.J. Mack-WOF | Sr | 7 | 24 | 28 | .857 |
| 5. Jordan King-ETSU | Sr | 7 | 17 | 20 | .850 |
| 6. Jake Stephens-UTC | Sr | 7 | 36 | 43 | .837 |
| 7. Kamar Robertson-MER | Sr | 6 | 15 | 18 | .833 |
| 8. Sean Conway-VMI | Sr | 7 | 14 | 17 | .824 |
| 9. Keondre Kennedy-UNCG | Sr | 7 | 18 | 22 | .818 |
| 10. Jalen Slawson-FUR | Sr | 7 | 35 | 43 | .814 |
| 11. Keyshaun Langley-UNCG | Sr | 7 | 16 | 20 | .800 |
| 12. Justice Smith-ETSU | So | 7 | 15 | 19 | .789 |
| Jaron Rillie-SAM | So | 7 | 15 | 19 | .789 |
| Rickey Bradley-VMI | Fr | 7 | 15 | 19 | .789 |
| 15. Mike Bothwell-FUR | Sr | 7 | 26 | 33 | .788 |

| STEALS | | | | |
|---------------------------|----|---|-----|-------|
| | Cl | G | No. | Avg/G |
| 1. Elijah Morgan-CIT | Jr | 7 | 18 | 2.6 |
| Keyshaun Langley-UNCG | Sr | 7 | 18 | 2.6 |
| 3. Kobe Langley-UNCG | Sr | 7 | 15 | 2.1 |
| 4. Russell Jones Jr.-WCU | Jr | 7 | 14 | 2.0 |
| 5. Jaron Rillie-SAM | So | 7 | 13 | 1.9 |
| 6. Jordan King-ETSU | Sr | 7 | 11 | 1.6 |
| Jamal Johnson-UTC | Sr | 7 | 11 | 1.6 |
| 8. A.J. Staton-McCray-SAM | So | 6 | 8 | 1.3 |
| 9. Deanthony Tipler-ETSU | Sr | 6 | 7 | 1.2 |
| 10. Asher Woods-VMI | Fr | 7 | 8 | 1.1 |
| Bubba Parham-SAM | Sr | 7 | 8 | 1.1 |
| Keondre Kennedy-UNCG | Sr | 7 | 8 | 1.1 |
| Jermaine Marshall-SAM | Jr | 7 | 8 | 1.1 |
| Allen Strothers-ETSU | Fr | 7 | 8 | 1.1 |
| Adam Silas-WOF | Fr | 7 | 8 | 1.1 |

| 3-POINT FG PCT | | | | | |
|---------------------------|----|---|-----|-----|------|
| | Cl | G | 3FG | FGA | Pct. |
| 1. Ben VanderWal-FUR | Fr | 7 | 7 | 11 | .636 |
| 2. Marcus Foster-FUR | Jr | 7 | 25 | 49 | .510 |
| 3. Logan Dye-SAM | Sr | 7 | 17 | 35 | .486 |
| 4. Bubba Parham-SAM | Sr | 7 | 13 | 27 | .481 |
| 5. Jackson Price-CIT | So | 7 | 12 | 25 | .480 |
| 6. A.J. Staton-McCray-SAM | So | 6 | 7 | 16 | .438 |
| 7. Russell Jones Jr.-WCU | Jr | 7 | 16 | 37 | .432 |
| Jordan King-ETSU | Sr | 7 | 16 | 37 | .432 |
| 9. Keyshaun Langley-UNCG | Sr | 7 | 21 | 50 | .420 |
| 10. Jamal Johnson-UTC | Sr | 7 | 23 | 55 | .418 |
| 11. Tyler Houser-VMI | Fr | 7 | 10 | 24 | .417 |
| 12. Jalen Slawson-FUR | Sr | 7 | 7 | 17 | .412 |
| 13. Jermaine Marshall-SAM | Jr | 7 | 13 | 32 | .406 |
| 14. Keondre Kennedy-UNCG | Sr | 7 | 16 | 40 | .400 |
| 15. Demetrius Davis-UTC | Jr | 7 | 9 | 23 | .391 |

| 3-POINT FG MADE | | | | |
|---------------------------|----|---|-----|-------|
| | Cl | G | 3FG | Avg/G |
| 1. Marcus Foster-FUR | Jr | 7 | 25 | 3.6 |
| 2. Jamal Johnson-UTC | Sr | 7 | 23 | 3.3 |
| 3. Tre Jackson-WCU | Jr | 7 | 22 | 3.1 |
| 4. Keyshaun Langley-UNCG | Sr | 7 | 21 | 3.0 |
| 5. Austin Ash-CIT | Sr | 7 | 20 | 2.9 |
| 6. Logan Dye-SAM | Sr | 7 | 17 | 2.4 |
| 7. Jordan King-ETSU | Sr | 7 | 16 | 2.3 |
| Keondre Kennedy-UNCG | Sr | 7 | 16 | 2.3 |
| Russell Jones Jr.-WCU | Jr | 7 | 16 | 2.3 |
| 10. Sean Conway-VMI | Sr | 7 | 14 | 2.0 |
| 11. Bubba Parham-SAM | Sr | 7 | 13 | 1.9 |
| Jermaine Marshall-SAM | Jr | 7 | 13 | 1.9 |
| Jake Stephens-UTC | Sr | 7 | 13 | 1.9 |
| 14. Deanthony Tipler-ETSU | Sr | 6 | 11 | 1.8 |
| 15. Asher Woods-VMI | Fr | 7 | 12 | 1.7 |
| Jackson Price-CIT | So | 7 | 12 | 1.7 |

| BLOCKED SHOTS | | | | |
|--------------------------|----|---|-----|-------|
| | Cl | G | No. | Avg/G |
| 1. Stephen Clark-CIT | Sr | 7 | 16 | 2.3 |
| 2. Jake Stephens-UTC | Sr | 7 | 15 | 2.1 |
| 3. Jalen Slawson-FUR | Sr | 7 | 12 | 1.7 |
| 4. Jalyn McCreary-MER | So | 7 | 6 | 0.9 |
| Jermaine Marshall-SAM | Jr | 7 | 6 | 0.9 |
| Mohammed Abdulsalam-UNCG | Sr | 7 | 6 | 0.9 |
| Keondre Kennedy-UNCG | Sr | 7 | 6 | 0.9 |
| Tyler Harris-WCU | Sr | 7 | 6 | 0.9 |
| Jaden Seymour-ETSU | So | 7 | 6 | 0.9 |
| 10. Tyler Houser-VMI | Fr | 7 | 5 | 0.7 |
| 11. Kamar Robertson-MER | Sr | 6 | 4 | 0.7 |
| 12. Jalen Haynes-ETSU | So | 7 | 4 | 0.6 |
| Achor Achor-SAM | So | 7 | 4 | 0.6 |
| Jamal Johnson-UTC | Sr | 7 | 4 | 0.6 |
| Jackson Sivills-WOF | So | 7 | 4 | 0.6 |
| Kyler Filewich-WOF | Jr | 7 | 4 | 0.6 |
| Tyzhaun Claude-WCU | Jr | 7 | 4 | 0.6 |
| Mikeal Brown-Jones-UNCG | Jr | 7 | 4 | 0.6 |

| ASSIST/TURNOVER RATIO | | | | | |
|-----------------------------|----|---|------|-----|-------|
| | Cl | G | Ast. | T/O | Ratio |
| 1. Dalvin White-UTC | Sr | 7 | 21 | 5 | 4.2 |
| 2. Dante Treacy-UNCG | Sr | 7 | 32 | 13 | 2.5 |
| 3. JP Pegues-FUR | So | 7 | 23 | 10 | 2.3 |
| 4. Vonterius Woolbright-WCU | Sr | 7 | 36 | 16 | 2.3 |
| 5. Jaron Rillie-SAM | So | 7 | 29 | 14 | 2.1 |
| 6. Kobe Langley-UNCG | Sr | 7 | 24 | 12 | 2.0 |
| 7. Jackson Paveletzke-WOF | Fr | 7 | 22 | 15 | 1.5 |
| 8. Jake Stephens-UTC | Sr | 7 | 27 | 19 | 1.4 |
| 9. Jalen Slawson-FUR | Sr | 7 | 29 | 22 | 1.3 |
| 10. Tony Felder-VMI | Fr | 7 | 25 | 19 | 1.3 |

2022-23 Southern Conference
INDIVIDUAL BASKETBALL STATISTICS
Through games of Jan 20, 2023 (Conference games only)

| OFFENSIVE REBOUNDS | | | | |
|--------------------------|----|---|-----|-------|
| | Cl | G | No. | Avg/G |
| 1. Tyzhaun Claude-WCU | Jr | 7 | 24 | 3.4 |
| 2. Jake Stephens-UTC | Sr | 7 | 21 | 3.0 |
| 3. Jaden Seymour-ETSU | So | 7 | 19 | 2.7 |
| 4. Taeshaud Jackson-VMI | Fr | 7 | 18 | 2.6 |
| Jalen Haynes-ETSU | So | 7 | 18 | 2.6 |
| 6. Jah Quinones-MER | Fr | 7 | 17 | 2.4 |
| 7. Jalyn McCreary-MER | So | 7 | 15 | 2.1 |
| Stephen Clark-CIT | Sr | 7 | 15 | 2.1 |
| 9. Messiah Jones-WOF | Sr | 7 | 14 | 2.0 |
| Jermaine Marshall-SAM | Jr | 7 | 14 | 2.0 |
| 11. Sean Conway-VMI | Sr | 7 | 13 | 1.9 |
| Bas Leyte-UNCG | Sr | 7 | 13 | 1.9 |
| Mikeal Brown-Jones-UNCG | Jr | 7 | 13 | 1.9 |
| Marcus Foster-FUR | Jr | 7 | 13 | 1.9 |
| 15. Jalen Slawson-FUR | Sr | 7 | 12 | 1.7 |
| Asher Woods-VMI | Fr | 7 | 12 | 1.7 |
| Mohammed Abdulsalam-UNCG | Sr | 7 | 12 | 1.7 |

| DEFENSIVE REBOUNDS | | | | |
|-----------------------------|----|---|-----|-------|
| | Cl | G | No. | Avg/G |
| 1. Jake Stephens-UTC | Sr | 7 | 49 | 7.0 |
| 2. Vonterius Woolbright-WCU | Sr | 7 | 47 | 6.7 |
| 3. Jermaine Marshall-SAM | Jr | 7 | 45 | 6.4 |
| 4. Jalen Slawson-FUR | Sr | 7 | 39 | 5.6 |
| 5. Stephen Clark-CIT | Sr | 7 | 37 | 5.3 |
| 6. Mohammed Abdulsalam-UNCG | Sr | 7 | 36 | 5.1 |
| 7. Keondre Kennedy-UNCG | Sr | 7 | 35 | 5.0 |
| 8. Austin Ash-CIT | Sr | 7 | 34 | 4.9 |
| Tyzhaun Claude-WCU | Jr | 7 | 34 | 4.9 |
| 10. Jaden Seymour-ETSU | So | 7 | 32 | 4.6 |
| 11. Logan Dye-SAM | Sr | 7 | 31 | 4.4 |
| 12. Justice Smith-ETSU | So | 7 | 30 | 4.3 |
| 13. Marcus Foster-FUR | Jr | 7 | 29 | 4.1 |
| 14. Mikeal Brown-Jones-UNCG | Jr | 7 | 27 | 3.9 |
| B.J. Mack-WOF | Sr | 7 | 27 | 3.9 |
| Jamal Johnson-UTC | Sr | 7 | 27 | 3.9 |
| Asher Woods-VMI | Fr | 7 | 27 | 3.9 |

| MINUTES PLAYED | | | | |
|-----------------------------|----|---|-----|-------|
| | Cl | G | No. | Avg/G |
| 1. Austin Ash-CIT | Sr | 7 | 268 | 38.3 |
| 2. Asher Woods-VMI | Fr | 7 | 260 | 37.1 |
| 3. Mike Bothwell-FUR | Sr | 7 | 250 | 35.7 |
| 4. Stephen Clark-CIT | Sr | 7 | 246 | 35.1 |
| 5. Jake Stephens-UTC | Sr | 7 | 241 | 34.4 |
| 6. Tre Jackson-WCU | Jr | 7 | 239 | 34.1 |
| JP Pegues-FUR | So | 7 | 239 | 34.1 |
| 8. Vonterius Woolbright-WCU | Sr | 7 | 236 | 33.7 |
| 9. Sean Conway-VMI | Sr | 7 | 235 | 33.6 |
| Jordan King-ETSU | Sr | 7 | 235 | 33.6 |
| 11. Keyshaun Langley-UNCG | Sr | 7 | 231 | 33.0 |
| 12. Jamal Johnson-UTC | Sr | 7 | 230 | 32.9 |
| Russell Jones Jr.-WCU | Jr | 7 | 230 | 32.9 |
| 14. Rickey Bradley-VMI | Fr | 7 | 229 | 32.7 |
| 15. Marcus Foster-FUR | Jr | 7 | 227 | 32.4 |
| 16. Elijah Morgan-CIT | Jr | 7 | 220 | 31.4 |
| 17. Keondre Kennedy-UNCG | Sr | 7 | 217 | 31.0 |
| 18. Jalen Slawson-FUR | Sr | 7 | 212 | 30.3 |
| Jackson Paveletzke-WOF | Fr | 7 | 212 | 30.3 |
| 20. Corey Tripp-WOF | So | 7 | 211 | 30.1 |
| 21. Bubba Parham-SAM | Sr | 7 | 210 | 30.0 |
| 22. Logan Dye-SAM | Sr | 7 | 209 | 29.9 |
| Jaron Rillie-SAM | So | 7 | 209 | 29.9 |
| 24. Tyler Harris-WCU | Sr | 7 | 207 | 29.6 |
| 25. B.J. Mack-WOF | Sr | 7 | 206 | 29.4 |
| 26. Jermaine Marshall-SAM | Jr | 7 | 201 | 28.7 |
| 27. Shawn Walker Jr.-MER | Sr | 7 | 197 | 28.1 |
| 28. Dante Treacy-UNCG | Sr | 7 | 194 | 27.7 |
| 29. Justice Smith-ETSU | So | 7 | 193 | 27.6 |
| 30. Deanthony Tipler-ETSU | Sr | 6 | 163 | 27.2 |

2022-23 Southern Conference
Conference Team Highs
Through games of Jan 20, 2023 (Conference games only)

TEAM HIGHS (highest totals made by)

| | | |
|-----------------------|---------------|--|
| Points | 97 | Furman vs The Citadel (01/04/23) |
| | 96 | ETSU at The Citadel (01/11/23) |
| Margin | 29 (80-51) | Chattanooga at Mercer (12/31/22) |
| | 28 (73-45) | Western Carolina vs Mercer (01/07/23) |
| Field goals made | 34 | ETSU at The Citadel (01/11/23) |
| | 32 | Furman vs The Citadel (01/04/23) |
| | 32 | Samford vs Wofford (01/11/23) |
| Field goal attempts | 65 | Chattanooga at The Citadel (12/29/22) |
| | 65 | Western Carolina at Chattanooga (01/11/23) |
| Field goal percentage | .608 (31-51) | Chattanooga vs Western Carolina (01/11/23) |
| | .582 (32-55) | Furman vs The Citadel (01/04/23) |
| 3-Pt FG made | 16 | Furman vs VMI (12/29/22) |
| | 16 | VMI at Chattanooga (01/07/23) |
| | 16 | Samford vs Wofford (01/11/23) |
| 3-Pt FG attempts | 40 | Furman vs VMI (12/29/22) |
| | 39 | Chattanooga at The Citadel (12/29/22) |
| | 39 | Samford vs Wofford (01/11/23) |
| 3-Pt percentage | .625 (10-16) | Furman at Mercer (01/11/23) |
| | .615 (16-26) | VMI at Chattanooga (01/07/23) |
| Free throws made | 33 | UNCG at Furman (01/14/23) |
| | 29 | Samford at The Citadel (12/31/22) |
| Free throw attempts | 41 | UNCG at Furman (01/14/23) |
| | 34 | Samford at The Citadel (12/31/22) |
| Free throw percentage | 1.000 (11-11) | VMI at Furman (12/29/22) |
| | .900 (9-10) | Furman at ETSU (01/07/23) |
| Rebounds | 46 | Western Carolina vs Mercer (01/07/23) |
| | 44 | UNCG at Western Carolina (12/29/22) |
| Assists | 25 | Furman vs VMI (12/29/22) |
| | 23 | Furman vs The Citadel (01/04/23) |
| Steals | 16 | ETSU at The Citadel (01/11/23) |
| | 12 | Samford vs Wofford (01/11/23) |
| | 12 | UNCG vs The Citadel (01/19/23) |
| Blocked shots | 9 | The Citadel vs Western Carolina (01/14/23) |
| | 8 | Western Carolina vs Wofford (01/18/23) |
| Turnovers | 20 | The Citadel vs ETSU (01/11/23) |
| | 19 | The Citadel at UNCG (01/19/23) |
| Fouls | 29 | Furman vs UNCG (01/14/23) |
| | 25 | The Citadel vs Samford (12/31/22) |

2022-23 Southern Conference
Conference Individual Highs
Through games of Jan 20, 2023 (Conference games only)

INDIVIDUAL PLAYER GAME HIGHS

| | | | |
|-----------------------|-------|--------|---|
| Points | 42 | | Jordan King (ETSU) at The Citadel (01/11/23) |
| | 37 | | Jake Stephens (Chattanooga) vs VMI (01/07/23) |
| Field goals made | 14 | | Jordan King (ETSU) at The Citadel (01/11/23) |
| | 13 | | Jake Stephens (Chattanooga) vs Western Carolina (01/11/23) |
| Field goal attempts | 20 | | Keyshaun Langley (UNCG) at Wofford (12/31/22) |
| | 20 | | Stephen Clark (The Citadel) vs Western Carolina (01/14/23) |
| Field goal percentage | .889 | (8-9) | Shannon Grant (Mercer) vs Furman (01/11/23) |
| | .800 | (8-10) | Mikeal Brown-Jones (UNCG) at Western Carolina (12/29/22) |
| 3-Pt FG made | 8 | | Jordan King (ETSU) at The Citadel (01/11/23) |
| | 7 | | Marcus Foster (Furman) vs VMI (12/29/22) |
| 3-Pt FG attempts | 13 | | Keyshaun Langley (UNCG) at Wofford (12/31/22) |
| | 12 | | Marcus Foster (Furman) vs VMI (12/29/22) |
| | 12 | | Austin Ash (The Citadel) at Wofford (01/07/23) |
| | 12 | | Jordan King (ETSU) at The Citadel (01/11/23) |
| 3-Pt percentage | .857 | (6-7) | Marcus Foster (Furman) at Mercer (01/11/23) |
| | .857 | (6-7) | Carson McCorkle (Wofford) vs VMI (01/14/23) |
| Free throws made | 10 | | Jake Stephens (Chattanooga) vs VMI (01/07/23) |
| | 9 | | Jaron Rillie (Samford) at The Citadel (12/31/22) |
| | 9 | | Mikeal Brown-Jones (UNCG) at Furman (01/14/23) |
| Free throw attempts | 13 | | Jake Stephens (Chattanooga) vs VMI (01/07/23) |
| | 11 | | Vonterius Woolbright (Western Carolina) vs UNCG (12/29/22) |
| | 11 | | Stephen Clark (The Citadel) at Furman (01/04/23) |
| | 11 | | Mikeal Brown-Jones (UNCG) at Furman (01/14/23) |
| Free throw percentage | 1.000 | (9-9) | Jaron Rillie (Samford) at The Citadel (12/31/22) |
| | 1.000 | (8-8) | B.J. Mack (Wofford) vs ETSU (12/29/22) |
| Rebounds | 17 | | Tyzhaun Claude (Western Carolina) at The Citadel (01/14/23) |
| | 15 | | Jalyn McCreary (Mercer) vs Chattanooga (12/31/22) |
| | 15 | | Jake Stephens (Chattanooga) vs VMI (01/07/23) |
| Assists | 10 | | Jaron Rillie (Samford) vs Mercer (12/28/22) |
| | 9 | | Jaron Rillie (Samford) vs Wofford (01/11/23) |
| Steals | 7 | | Jordan King (ETSU) at The Citadel (01/11/23) |
| | 6 | | Jaron Rillie (Samford) vs Wofford (01/11/23) |
| Blocked shots | 5 | | Jake Stephens (Chattanooga) at The Citadel (12/29/22) |
| | 5 | | Stephen Clark (The Citadel) vs ETSU (01/11/23) |
| | 5 | | Stephen Clark (The Citadel) vs Western Carolina (01/14/23) |
| Turnovers | 7 | | Asher Woods (VMI) at Chattanooga (01/07/23) |
| | 7 | | Austin Ash (The Citadel) vs ETSU (01/11/23) |