



# 2009 Southern Conference Football

Football Contact: Jonathan Caskey, Associate Director of Media Relations (jcaskey@socon.org); 864-591-5100



## Week 2 - September 12, 2009

### 2009 SOCON Football Standings (through Sept. 5)

C/SN	Team	CONFERENCE								OVERALL							
		W	L	Pct.	PF	PA	Home	Road	Streak	W	L	Pct.	PF	PA	Home	Road	Streak
	Chattanooga #	0	0	.000	0	0	0-0	0-0	L12	1	0	1.000	30	13	1-0	0-0	W1
11/10	Elon	0	0	.000	0	0	0-0	0-0	L1	1	0	1.000	56	0	1-0	0-0	W1
	Furman	0	0	.000	0	0	0-0	0-0	L2	1	0	1.000	45	21	1-0	0-0	W1
	Georgia Southern	0	0	.000	0	0	0-0	0-0	W1	1	0	1.000	29	26	1-0	0-0	W2
2/2	Appalachian State	0	0	.000	0	0	0-0	0-0	W12	0	1	.000	24	29	0-0	0-1	L2
	The Citadel	0	0	.000	0	0	0-0	0-0	W1	0	1	.000	6	40	0-0	0-1	L2
	Samford	0	0	.000	0	0	0-0	0-0	W1	0	1	.000	24	28	0-0	0-1	L1
	Western Carolina	0	0	.000	0	0	0-0	0-0	L2	0	1	.000	0	45	0-0	0-1	L3
14/14	Wofford	0	0	.000	0	0	0-0	0-0	W3	0	1	.000	7	40	0-0	0-1	L2

C - FCS Coaches Poll; SN - Sports Network Poll; # - Ineligible for Southern Conference championship.

### THIS WEEK'S SCHEDULE

September 12 (Saturday)	Series Record	Last Meeting	TV/Internet	Time
No. 10 Elon at Presbyterian	Elon leads 23-18-2	Elon, 66-12, 2008	-	1:30
No. 16 McNeese State at No. 2 Appalachian State	0-0	First meeting	WMYA-TV (Gville-Sptbg-Ash-And.)	3:30
*Furman at Chattanooga	Furman leads 25-13	Furman, 35-10, 2008	SoCon.TV	6:00
Gardner-Webb at Western Carolina	Tied, 2-2	GWU, 26-20 (OT), 2004	-	6:00
Charleston Southern at No. 14 Wofford	Wofford leads 11-0	Wofford, 41-23, 2008	TerrierVision	7:00
Georgia Southern at No. 21 South Dakota State	GSU leads 3-0	GSU, 41-38, 2007	Eagle Vision	7:00
Jacksonville at Samford	0-0	First meeting	-	7:00

### LAST WEEK'S RESULTS

#### September 3 (Thursday)

Chattanooga 30, Glenville State 13  
14,002 attend debut of Huesman's Mocs.

#### September 5 (Saturday)


East Carolina 29, No. 1 Appalachian State 24  
17-0 4th quarter rally falls short for ASU.  
Furman 45, Presbyterian 21  
Paladins roll up 495 total yards against PC.  
Georgia Southern 29, Albany 26  
Mora's FG in final minute seals win.  
North Carolina 40, The Citadel 6  
Boateng grabs 2 INTs, Roberts with 10 catches.  
No. 11 Elon 56, Davidson 0  
575-104 total offense advantage in rout.  
South Florida 40, No. 10 Wofford 7  
Breitenstein tops 100 yards, reaches endzone.  
UCF 28, Samford 24  
Bulldogs lead 24-21 entering 4th quarter.  
Vanderbilt 45, Western Carolina 0  
Cain punts 10 times in WCU loss.

### QUICK HITS


SoCon teams went 4-5 during the opening week of play, but every loss came against an FBS opponent - two by 4 and 5 points, respectively ... League teams were undefeated at home and against FCS (3-0) and non-Division I (1-0) opponents ... Appalachian State, Samford, Western Carolina and Wofford will open their 2009 home schedules on Saturday while Furman visits Chattanooga in the first league game of the season ... 3 SoCon teams are ranked in the two major polls while 4 others (Georgia Southern, Furman, Samford and Chattanooga) are receiving votes ... The three league teams in the polls are the second most of any conference and tied with three others ... Elon's Scott Riddle (326 yards) topped the 300-yard mark for the 12th time in his career.

### PLAYERS OF THE WEEK


#### Offense

Jordan Sorrells, Furman, Sr., QB   
336 yards offense (285 passing, 51 rushing), 3 passing TDs, 1 rushing TD


#### Defensive

Joseph Boateng, The Citadel, Fr., DB   
2 INTs and a team-high 7 tackles against UNC.

#### Freshman

Jamere Valentine, Georgia Southern, Fr., WR   
Caught six passes for 79 yards and both of GSU's TDs in a 29-26 win.

#### Special Teams

Lance Camp, Elon, Jr., PR   
Returned six punts for 79 yards, including a 54-yard touchdown.

# 2009 SOCON Composite Football Schedule

## September 3 (Thursday)

Chattanooga 30, Glenville State 12

## September 5 (Saturday)

East Carolina 29, No. 1 Appalachian State 24

Furman 45, Presbyterian 21

Georgia Southern 29, Albany 26

No. 21 North Carolina 40, The Citadel 6

No. 11 Elon 56, Davidson 0

South Florida 40, No. 10 Wofford 7

UCF 28, Samford 24

Vanderbilt 45, Western Carolina 0

## September 12 (Saturday)

Elon at Presbyterian 1:30

McNeese State at Appalachian State (WMYA) 3:30

\*Furman at Chattanooga 6:00

Gardner-Webb at Western Carolina 6:00

Charleston Southern at Wofford 7:00

Georgia Southern at South Dakota State 7:00

Jacksonville at Samford 7:00

## September 19 (Saturday)

Wofford at Wisconsin (BTN) 12:00

Chattanooga at Presbyterian 1:30

Furman at Missouri (FSN-PPV) 2:00

The Citadel at Princeton 3:00

Miles at Samford 3:00

Elon at Wake Forest 6:30

\*Western Carolina at Georgia Southern 7:00

## September 26 (Saturday)

\*Georgia Southern at Elon 1:30

\*Samford at Appalachian State 3:30

\*Furman at Western Carolina (WMYA) 6:00

\*Wofford at Chattanooga 6:00

Presbyterian at The Citadel 7:00

## October 3 (Saturday)

\*Appalachian State at The Citadel 1:00

\*Georgia Southern at Wofford 1:30

\*Elon at Furman (SPSO) 3:00

\*Western Carolina at Samford 3:00

## October 10 (Saturday)

\*The Citadel at Elon 1:30

North Carolina Central at Appalachian State 3:30

\*Chattanooga at Samford (SPSO) 4:00

Georgia Southern at North Carolina TBA

## October 17 (Saturday)

\*Samford at Furman 2:00

\*Appalachian State at Wofford (SPSO) 3:00

\*The Citadel at Western Carolina (WMYA) 4:00

\*Chattanooga at Georgia Southern 6:00

## October 24 (Saturday)

\*Chattanooga at Elon 1:30

\*Furman at The Citadel 2:00

\*Georgia Southern at Appalachian State (SPSO) 3:00

\*Wofford at Western Carolina (WMYA) 4:00

## October 31 (Saturday)

\*Appalachian State at Furman (WLOS) 12:00

\*Samford at The Citadel 1:00

\*Elon at Wofford 1:30

\*Western Carolina at Chattanooga 2:00

## November 7 (Saturday)

\*Elon at Western Carolina 1:00

\*Georgia Southern at Samford 3:00

\*Wofford at The Citadel (SPSO) 3:00

\*Chattanooga at Appalachian State 3:30

Furman at Auburn (TBA/SEC) TBA

## November 14 (Saturday)

Western Carolina at Eastern Kentucky 1:00

\*Samford at Wofford 1:30

\*The Citadel at Chattanooga 2:00

\*Furman at Georgia Southern 2:00

\*Appalachian State at Elon (SPSO) 3:00

## November 21 (Saturday)

\*The Citadel at Georgia Southern 2:00

\*Elon at Samford 3:00

\*Wofford at Furman (SPSO) 3:00

\*Western Carolina at Appalachian State 3:30

Chattanooga at Alabama (TBA/SEC) TBA

## November 28 (Saturday)

NCAA FCS Playoffs (First Round)

## December 5 (Saturday)

NCAA FCS Playoffs (Quarterfinals)

## December 11 and 12 (Friday, Saturday)

NCAA FCS Playoffs (Semifinals)

## December 18 (Friday)

NCAA FCS Playoffs (Championship) ESPN2 8:00

\* Southern Conference game

HC – Homecoming

ALL TIMES EASTERN

Game times subject to change due to television.

BHSN – Bright House Sports Network

BTN – Big Ten Network

ESPN2 – ESPN 2

ESPN360 – ESPN360.com

FSN-PPV – Fox Sports Net Pay Per View

MASN – Mid-Atlantic Sports Network

SPSO – SportSouth

WLOS-TV – ABC 13, Asheville, N.C.

WMYA "My 40" – WMYA-TV, Asheville, N.C.

## 2009 SOCON Television Schedule

Sept. 5	Appalachian State at East Carolina	12:00	MASN
Sept. 5	Presbyterian at Furman	5:00	WMYA-TV
Sept. 5	The Citadel at North Carolina	6:00	ESPN360
Sept. 5	Wofford at South Florida	7:00	BHSN
Sept. 5	Samford at UCF	7:30	BHSN
Sept. 5	Western Carolina at Vanderbilt	7:30	CSS
Sept. 19	Wofford at Wisconsin	12:00	Big Ten
Sept. 26	*Furman at Western Carolina	6:00	WMYA-TV
Oct. 3	*Elon at Furman	3:00	SportSouth
Oct. 10	*Chattanooga at Samford	4:00	SportSouth
Oct. 17	*Appalachian State at Wofford	3:00	SportSouth
Oct. 17	*The Citadel at Western Carolina	4:00	WMYA-TV
Oct. 24	*Georgia Southern at Appalachian State	3:00	SportSouth
Oct. 24	*Wofford at Western Carolina	4:00	WMYA-TV
Oct. 31	*Appalachian State at Furman	12:00	WLOS-TV
Nov. 7	*Wofford at The Citadel	3:00	SportSouth
Nov. 14	*Appalachian State at Elon	3:00	SportSouth
Nov. 21	*Wofford at Furman	3:00	SportSouth



All Times Eastern

## SOCON Streaks

### Consecutive Wins

2	Georgia Southern
1	Chattanooga
1	Elon
1	Furman

### Consecutive SoCon Wins

12	Appalachian State
3	Wofford

### Consecutive Home Wins

6	Wofford
---	---------

### Consecutive Home Regular Season Wins

8	Appalachian State
6	Wofford

### Consecutive Home SoCon Wins

6	Appalachian State
4	Wofford



Week 2 (Sept. 12, 2009)



**Edwards, LeGree Watched for National Awards:** After stellar seasons in 2008, football writers and fans across the nation have taken note of Appalachian State's Armanti Edwards and Mark LeGree. LeGree, a junior defensive back who led the nation and tied a SoCon single-season record with 10 INTs in 2008, was named one of 62 official candidates for the 2009 Bronko Nagurski Trophy, which honors college football's top defensive player. LeGree is the only NCAA Division I FCS representative on the Nagurski Trophy's preseason watch list.

Likewise, Edwards is the sole FCS nominee for both the Johnny Unitas Golden Arm Award and for the Manning Award. Both awards honor the top quarterback in collegiate football with the Unitas Award being limited to seniors.

**Edwards Vies For Payton Award Double in 2009:** Appalachian State quarterback Armanti Edwards was named as the recipient of the 2008 Walter Payton Award, which recognizes the top offensive player in FCS football. Edwards was the second straight SoCon QB to win the award, following Jayson Foster (Georgia Southern) in 2007. In total, five SoCon student-athletes have been honored with the award. A senior, Edwards is aiming to become the first player in the award's history to win it twice.

#### Southern Conference Walter Payton Award Winners

- 1992 - Michael Payton, QB, Marshall
- 1999 - Adrian Peterson, RB, Georgia Southern
- 2000 - Louis Ivory, RB, Furman
- 2007 - Jayson Foster, QB, Georgia Southern
- 2008 - Armanti Edwards, QB, Appalachian State

**Evans, Hudgins, Roberts on Payton Radar:** In addition to Edwards, Samford's Chris Evans, Elon's Terrell Hudgins and The Citadel's Andre Roberts were also identified for the "Watch List" of candidates for the 2009 Walter Payton Award.

Evans was the SoCon's top rusher in 2009 with 1,284 yards in Samford's first league season. Hudgins is the conference's all-time leading receiver while Roberts topped the league in every major receiving category in 2008.

In last season's Payton Award balloting, Roberts placed 13th and Hudgins finished 15th.

**Appalachian Joins SoCon Record Books:** Appalachian State completed a perfect 8-0 Southern Conference season in 2008, wrapping up its fourth consecutive league title. Appalachian State joins a short list of four-time champions, and if it wins the league crown again in 2009, Appalachian would become just the second-ever SoCon team to win five league titles in a row.

#### SoCon Football Championship Streak (Since 1933)

Team	Seasons	Consecutive Championships
Georgia Southern	1997-2002	6
West Virginia	1953-56	4
Furman	1980-83	4
<b>Appalachian State</b>	<b>2005-08</b>	<b>4</b>

**SoCon Teams Set Winning Standard This Decade:** The Southern Conference boasts three of the top 10 winningest teams in FCS football this decade (2000-present). Appalachian State's 90 overall victories during that span trail only Montana (106) while Furman (78) and Georgia Southern (77) sit in the eighth and ninth spots, respectively.

#### Winningest FCS Teams This Decade (2000-present)

1. Montana	106-22	.828
<b>2. Appalachian State</b>	<b>90-31</b>	<b>.744</b>
3. Northern Iowa	82-33	.713
4. North Dakota State	70-31	.693
5. Hampton	72-32	.692
6t. Colgate	74-33	.692
6t. McNeese State	74-33	.692
<b>8. Furman</b>	<b>78-35</b>	<b>.690</b>
<b>9. Georgia Southern</b>	<b>77-35</b>	<b>.688</b>
10. Lehigh	72-33	.686

**Rebuilding and Reloading:** SoCon teams return 65 percent of their starters from last season (148-of-228), up from just 57 percent returnees in 2008 ... the most experienced group are the specialists (73%) followed by defense (65%) and offense (63%) ... Elon has the most experienced group of returning starters

for the second year in a row as 20-of-25 (80%) return from a Phoenix team which finished 8-4 overall and 6-2 in the SoCon last season ... Elon is the only league team to return 9 of its starters on offense while Appalachian State and The Citadel join the Phoenix with nine starting defenders back ... Wofford (46% starters returning) and Furman (52%) have the most holes to fill in the starting 25.

#### SoCon Returning Starters

Team	Offense	Defense	Specialists	Total (Pct.)
Appalachian State	7/4	9/2	2/1	18/7 (72%)
The Citadel	5/6	9/2	2/1	16/9 (64%)
Elon	9/2	9/2	2/1	20/5 (80%)
Furman	7/4	4/7	2/1	13/12 (52%)
Georgia Southern	7/4	7/4	3/0	17/8 (68%)
Samford	8/3	6/5	2/0	16/8 (67%)
Chattanooga	8/3	8/3	3/1	19/7 (73%)
Western Carolina	7/4	7/4	3/2	17/10 (63%)
Wofford	4/7	5/6	3/1	12/14 (46%)
<b>Total</b>	<b>62/37</b>	<b>64/35</b>	<b>22/8</b>	<b>148/228 (65%)</b>

**SoCon Pair Among Nation's Rushing Elite:** Appalachian State senior quarterback Armanti Edwards and Samford junior running back Chris Evans are among the nation's elite when it comes to 100-yard rushing games. Through 2008, both rank in the FCS top 25 in active career 100-yard games; however, a deeper look at the rankings shows the each is tops nationally among his classmates. Edwards' 17 100-yard performances are equaled only by fellow seniors David McCarthy of Albany and Trevyn Smith of Weber State, and Evans' 11 games over the century mark are the most nationally among juniors.

#### 100-Yard Rushing Games – Active FCS Players (Entering 2009 season)

- 17 Armanti Edwards, Appalachian State**
- 17 David McCarthy, Albany
- 17 Trevyn Smith, Weber State
- 15 J.T. Rogan, San Diego
- 14 William Ford, S.C. State
- 12 Joe Casey, Rhode Island
- 12 Conte Cuttino, Stony Brook
- 11 Chris Evans, Samford (Junior)**

**Hudgins, Roberts Rewriting Record Books:** Elon junior wide receiver Terrell Hudgins continues to shatter records with his latest entry into the SoCon record book coming in the form of a career mark. With a seven-catch, 120-yard effort against Western Carolina on Nov. 8, 2008, Hudgins surpassed Marshall's Mike Barber for the most receiving yards in league history. Hudgins broke the league records for career receptions and receiving touchdowns earlier in 2008. Close on Hudgins' heels is The Citadel junior Andre Roberts whose three touchdowns against Wofford (Nov. 8) moved him to second all-time on the career charts with 29.

#### SoCon Career Receptions

- 1. 279, Terrell Hudgins (Elon), 2006-present**
- 2. 223, Michael Mayers (Elon), 2004-07
- 3. 218, Andre Roberts (The Citadel), 2006-present**
- 4. 209, Mike Barber (MAR), 1985-88
- 5. 201, DaVon Fowlkes (Appalachian State), 2001-04

#### SoCon Career Receiving Touchdowns

- 1. 38, Terrell Hudgins (Elon), 2006-present**
- 2. 29, Andre Roberts (The Citadel), 2006-present**
- 3. 28, Chas Fox (Furman), 1982-85
- 4. 26, Gerald Harp (WCU), 1977-80
- 5. 26, B.J. Adigun (ETSU), 1994-97


#### SoCon Career Receiving Yards

- 1. 3,773, Terrell Hudgins (Elon), 2006-present**
- 2. 3,520, Mike Barber (MAR), 1985-88
- 3. 3,124, Rick Beasley (Appalachian State), 1978-80
- 4. 3,091, Mark Stock (VMI), 1985-88
- 5. 3,025, Gerald Harp (WCU), 1977-80

**Experienced Coaches:** Appalachian State head coach Jerry Moore and Wofford head coach Mike Ayers are the deans of SoCon coaches, having combined for 273 victories while coaching in the Southern Conference ... Moore's 178 wins at Appalachian are the most in league history ... Ayers is third on the list behind Moore and Duke's Wallace Wade ... Furman's Bobby Lamb (57 victories) needs seven victories to enter the top 10.



# 2009 SOCON Football Schedules



## Appalachian State (0-1, 0-0)

S. 5	at East Carolina	L, 29-24
S. 12	MCNEESE STATE (WMYA)	3:30
S. 26	*SAMFORD	3:30
O. 3	*at The Citadel	1:00
O. 10	N.C. CENTRAL	3:30
O. 17	*at Wofford (SPSO)	3:00
O. 24	*GEORGIA SOUTHERN (SPSO)	3:00
O. 31	*at Furman (WLOS)	12:00
N. 7	*CHATTANOOGA	3:30
N. 14	*at Elon (SPSO)	3:00
N. 21	*WESTERN CAROLINA	3:30



## The Citadel (0-1, 0-0)

S. 5	at No. 21 North Carolina	L, 40-6
S. 19	at Princeton	3:00
S. 26	PRESBYTERIAN	7:00
O. 3	*APPALACHIAN STATE	1:00
O. 10	*at Elon	1:30
O. 17	*at Western Carolina	1:00
O. 24	*FURMAN	2:00
O. 31	*SAMFORD	1:00
N. 7	*WOFFORD (SPSO)	3:00
N. 14	*at Chattanooga	2:00
N. 21	*at Georgia Southern	2:00



## Elon (1-0, 0-0)

S. 5	DAVIDSON	W, 56-0
S. 12	at Presbyterian	1:30
S. 19	at Wake Forest	6:30
S. 26	*GEORGIA SOUTHERN	1:30
O. 3	*at Furman (SPSO)	3:00
O. 10	*THE CITADEL	1:30
O. 24	*CHATTANOOGA	1:30
O. 31	*at Wofford	1:30
N. 7	*at Western Carolina	1:00
N. 14	*APPALACHIAN STATE (SPSO)	3:00
N. 21	*at Samford	3:00



## Furman (1-0, 0-0)

S. 5	PRESBYTERIAN	W, 45-21
S. 12	*at Chattanooga	6:00
S. 19	at Missouri (FSN-PPV)	2:00
S. 26	*at Western Carolina (WMYA)	6:00
O. 3	*ELON (SPSO)	3:00
O. 17	*SAMFORD	2:00
O. 24	*at The Citadel	2:00
O. 31	*APPALACHIAN STATE (WLOS)	12:00
N. 7	at Auburn (TBA)	TBA
N. 14	*at Georgia Southern	2:00
N. 21	*WOFFORD (SPSO)	3:00



## Georgia Southern (1-0, 0-0)

S. 5	ALBANY	W, 29-26
S. 12	at No. 21 South Dakota State	7:00
S. 19	*WESTERN CAROLINA	7:00
S. 26	*at Elon	1:30
O. 3	*at Wofford	1:30
O. 10	at North Carolina	TBA
O. 17	*CHATTANOOGA	6:00
O. 24	*at Appalachian State (SPSO)	3:00
N. 7	*at Samford	3:30
N. 14	*FURMAN	2:00
N. 21	*THE CITADEL	2:00



## Samford (0-1, 0-0)

S. 5	at UCF	L, 28-24
S. 12	JACKSONVILLE	7:00
S. 19	MILES	2:00
S. 26	*at Appalachian State	3:30
O. 3	*WESTERN CAROLINA	3:00
O. 10	*CHATTANOOGA (SPSO)	3:00
O. 17	*at Furman	2:00
O. 31	*at The Citadel	1:00
N. 7	*GEORGIA SOUTHERN	3:30
N. 14	*at Wofford	1:30
N. 21	*ELON	3:00



## Chattanooga (1-0, 0-0)

S. 3	GLENVILLE STATE	W, 30-12
S. 12	*FURMAN	6:00
S. 19	at Presbyterian	1:30
S. 26	*WOFFORD	6:00
O. 10	*at Samford (SPSO)	3:00
O. 17	*at Georgia Southern	6:00
O. 24	*at Elon	1:30
O. 31	*WESTERN CAROLINA	2:00
N. 7	*at Appalachian State	3:30
N. 14	*THE CITADEL	2:00
N. 21	at Alabama (TBA)	TBA



## Western Carolina (0-0, 0-0)

S. 5	at Vanderbilt	L, 45-0
S. 12	GARDNER-WEBB	6:00
S. 19	*at Georgia Southern	7:00
S. 26	*FURMAN (WMYA)	6:00
O. 3	*at Samford	3:00
O. 17	*THE CITADEL (WMYA)	4:00
O. 24	*WOFFORD (WMYA)	4:00
O. 31	*at Chattanooga	2:00
N. 7	*ELON	1:00
N. 14	at Eastern Kentucky	1:00
N. 21	*at Appalachian State	3:30



## Wofford (0-1, 0-0)

S. 5	at South Florida	L, 40-7
S. 12	CHARLESTON SOUTHERN	7:00
S. 19	at Wisconsin (Big Ten)	12:00
S. 26	*at Chattanooga	6:00
O. 3	*GEORGIA SOUTHERN	1:30
O. 17	*APPALACHIAN STATE (SPSO)	3:00
O. 24	*at Western Carolina (WMYA)	4:00
O. 31	*ELON	1:30
N. 7	*at The Citadel (SPSO)	3:00
N. 14	*SAMFORD	1:30
N. 21	*at Furman (SPSO)	3:00

All times Eastern • Schedules and times are subject to change



Week 2 (Sept. 12, 2009)



# Game Capsules



**No. 10 Elon at Presbyterian**  
**(1-0, 0-0 SoCon) (0-1, 0-0 Big South)**  
**Bailey Memorial Stadium (6,500), Clinton, S.C.**  
**Sept. 12 • 1:30 p.m. (ET)**  
**Internet: None**

## Capsule Summary

**Series Record** ..... Elon leads 23-18-2  
**Last Meeting** ..... Elon won 66-12 (Sept. 13, 2008 at Elon)  
**Series Streak** ..... Elon has won 5  
**Elon on the Web** ..... [www.elonphoenix.com](http://www.elonphoenix.com)  
**SID Contact** ..... Chris Rash ([crash@elon.edu](mailto:crash@elon.edu))  
**Coach Pete Lembo**  
**Overall Record (Years)** ..... 65-28 (9th)  
**Record at Elon (Years)** ..... 21-14 (4th)  
**Presbyterian on the Web** ..... [www.gobluehose.com](http://www.gobluehose.com)  
**SID Contact** ..... Brent Hager ([bchager@presby.edu](mailto:bchager@presby.edu))  
**Coach Harold Nichols**  
**Overall Record (Years)** ..... 0-1 (1st)  
**Record at Presbyterian (Years)** ..... same

## Last Game

**Sept. 5 - No. 11 Elon 56, Davidson 0**  
 Elon accumulated 575 yards of total offense in a shutout of Davidson. Scott Riddle passed for 326 yards while accounting for 5 TDs (4 pass, 1 rush) while Terrell Hudgins hauled in 7 passes for 156 yards and a pair of touchdowns.

**Sept. 5 - Furman 45, Presbyterian 21**  
 In the first of four matchups against SoCon teams, PC fell to Furman, 45-21, spoiling Harold Nichols' head coaching debut. Brandon Miley passed for 237 yards and 2 TDs in the loss.

## Game Notes

Elon downed PC 66-12 last season and has won five straight games against the Blue Hose, dating back to a 27-23 loss in 1996 ... This is Elon's first trip to Clinton since 1997 ... Elon's 56-0 shutout of Davidson was the Phoenix's first in 25 games since a 45-0 win over North Carolina A&T in 2006 ... PC faces a SoCon opponent in each of the first four games of the 2009 season ... Scott Riddle tied SoCon records against DC by tossing 3 TDs in a quarter and going over 300 yards for the 12th time in his career.

## Tale of the Tape

Elon	Category	PC
56.0 (1 of 9)	Scoring Offense	21.0
186.0 (2)	Rushing Offense	140.0
389.0 (1)	Passing Offense	292.0
575.0 (1)	Total Offense	432.0
0.0 (1)	Scoring Defense	45.0
63.0 (1)	Rushing Defense	210.0
41.0 (1)	Passing Defense	285.0
104.0 (1)	Total Defense	495.0

Southern Conference rank in parenthesis.



**No. 16 McNeese State at No. 2 Appalachian State**  
**(1-0, 0-0 Southland) (0-1, 0-0 SoCon)**  
**Kidd Brewer Stadium (21,650), Boone, N.C.**  
**Sept. 12 • 3:30 p.m. (ET)**  
**TV: WMYA "My 40"**



## Capsule Summary

**Series Record** ..... 0-0  
**Last Meeting** ..... First Meeting  
**Series Streak** ..... First Meeting  
**McNeese State on the Web** ..... [www.mcneesesports.com](http://www.mcneesesports.com)  
**SID Contact** ..... Louis Bonnette ([lbonnette@mcneese.edu](mailto:lbonnette@mcneese.edu))  
**Coach Matt Viator**  
**Overall Record (Years)** ..... 25-7 (3rd)  
**Record at McNeese State (Years)** ..... same  
**Appalachian State on the Web** ..... [www.goasu.com](http://www.goasu.com)  
**SID Contact** ..... Mike Flynn ([flynmh@appstate.edu](mailto:flynmh@appstate.edu))  
**Coach Jerry Moore**  
**Overall Record (Years)** ..... 205-122-2 (28th)  
**Record at Appalachian State (Years)** ..... 178-74 (21st)

## Last Game

**Sept. 5 - No. 15 McNeese State 27, Henderson State 24**  
 Derrick Fourroux's 4-yard touchdown run with 1:24 remaining in the 4th quarter completed McNeese State's comeback against Henderson State. The Cowboys, who trailed 24-12 at the beginning of the 4th, were led by Todd Pendland's 152 yards rushing and 2 TDs.

**Sept. 5 - East Carolina 29, No. 1 Appalachian State 24**  
 Trailing 29-7 entering the 4th quarter, Appalachian State led a furious comeback behind new QB Travaris Cadet, but the rally fell short when Cadet's pass fell incomplete on fourth down with 16 seconds remaining. Cadet, DeAndre Presley and Devon Moore each rushed for a touchdown for ASU.

## Game Notes

The two traditional FCS powerhouses are meeting for the first time on the gridiron ... ASU and MSU have combined for 29 playoff appearances, three national championships and two runners-up ... Against ECU, QB DeAndre Presley started his second straight regular season game but was relieved by Travaris Cadet.

## Tale of the Tape

MSU	Category	ASU
27.0	Scoring Offense	24.0 (5 of 9)
206.0	Rushing Offense	102.0 (4)
184.0	Passing Offense	144.0 (6)
390.0	Total Offense	246.0 (6)
24.0	Scoring Defense	29.0 (6)
268.0	Rushing Defense	189.0 (6)
123.0	Passing Defense	131.0 (4)
391.0	Total Defense	320.0 (4)

Southern Conference rank in parenthesis.

# Game Capsules



**Furman at Chattanooga**  
**(1-0, 0-0 SoCon) (1-0, 0-0 SoCon)**  
**Finley Stadium (20,668), Chattanooga, Tenn.**  
**Sept. 12 • 6:00 p.m. (ET)**  
**Internet: SoCon.TV**



## Capsule Summary

**Series Record** ..... Furman leads 25-13  
**Last Meeting** ..... Furman won 35-10 (Sept. 27, 2008 in Greenville)  
**Series Streak** ..... Furman has won 14  
**Furman on the Web** ..... [www.furmanpaladins.com](http://www.furmanpaladins.com)  
**SID Contact**..... Hunter Reid ([hunter.reid@furman.edu](mailto:hunter.reid@furman.edu))  
**Coach Bobby Lamb**  
**Overall Record (Years)** ..... 57-29 (8th)  
**Record at Furman (Years)** ..... same  
**Chattanooga on the Web** ..... [www.gomocs.com](http://www.gomocs.com)  
**SID Contact**..... Jay Blackman ([jay-blackman@utc.edu](mailto:jay-blackman@utc.edu))  
**Coach Russ Huesman**  
**Overall Record (Years)** ..... 1-0 (1st)  
**Record at Chattanooga (Years)** ..... same

## Last Game

**Sept. 5 - Furman 45, Presbyterian 21**  
 Furman rolled up 495 yards of total offense in a 45-21 win over Presbyterian. QB Jordan Sorrells recorded a career high 336 yards of total offense (285 passing, 51 rushing) and four touchdown responsibilities in the win. Tersoo Uhaa (95 yards) was Furman's leading rusher while David Hendrix (99 yards) and Adam Mims (96) each approached 100 yards receiving.

**Sept. 3 - Chattanooga 30, Glenville State 13**  
 14,002 fans, the third most in Finley Stadium history, witnessed a 30-13 UTC win in the debut of head coach Russ Huesman. QB B.J. Coleman completed 18 of his 34 passes for a game-high 258 yards, while WR Blue Cooper paced the Mocs' receiving corps catching eight balls for 127 yards. Freshman tailback Chris Awuah picked up 63 yards on 13 carries and 2 TDs.

## Game Notes

Furman's 14-game win streak over Chattanooga (1995-2008) equals the longest active streak among SoCon teams (GSU over WCU) ... As players, Russ Huesman (1978-81) was 3-1 against Furman while Bobby Lamb had a 4-0 mark against the Mocs.

## Tale of the Tape

FUR	Category	UTC
45.0 (2 of 9)	Scoring Offense	30.0 (3 of 9)
210.0 (1)	Rushing Offense	74.0 (6)
285.0 (2)	Passing Offense	258.0 (4)
495.0 (2)	Total Offense	332.0 (3)
21.0 (3)	Scoring Defense	13.0 (2)
140.0 (3)	Rushing Defense	171.0 (4)
292.0 (9)	Passing Defense	208.0 (8)
432.0 (8)	Total Defense	379.0 (7)

Southern Conference rank in parenthesis.



**Gardner-Webb at Western Carolina**  
**(1-0, 0-0 Big South) (0-1, 0-0 SoCon)**  
**E.J. Whitmire Stadium (13,742), Cullowhee, N.C.**  
**Sept. 12 • 6:00 p.m. (ET)**  
**Internet: None**

## Capsule Summary

**Series Record** ..... Tied 2-2  
**Last Meeting** .. GWU won 26-20 in OT (Sept. 25, 2004 in Boiling Springs)  
**Series Streak** ..... Gardner-Webb has won 1  
**Gardner-Webb on the Web** ..... [www.gwusports.com](http://www.gwusports.com)  
**SID Contact**..... Marc Rabb ([mrabb@gardner-webb.edu](mailto:mrabb@gardner-webb.edu))  
**Coach Steve Patton**  
**Overall Record (Years)** ..... 108-77 (18th)  
**Record at Gardner-Webb (Years)** ..... 78-54 (13th)  
**Western Carolina on the Web** ..... [www.catamountsports.com](http://www.catamountsports.com)  
**SID Contact**..... Daniel Hooker ([dhooker@email.wcu.edu](mailto:dhooker@email.wcu.edu))  
**Coach Dennis Wagner**  
**Overall Record (Years)** ..... 47-47-1 (11th)  
**Record at Western Carolina (Years)** ..... 3-10 (2nd)

## Last Game

**Sept. 5 - Gardner-Webb 58, Mars Hill 14**  
 Gardner-Webb scored 58 unanswered points and rumbled for 526 yards of total offense to top Mars Hill, 58-14, Saturday in both teams' season opener. Senior Stan Doolittle was 16-for-23 passing for 247 yards and a pair of scores for the 'Dogs.

**Sept. 5 - Vanderbilt 45, Western Carolina 0**  
 Freshmen Commodore running backs Zac Stacy and Warren Norman each surpassed the 100-yard rushing mark for Vanderbilt, finishing at 133 and 105 respectively and combined for three touchdowns, as Vanderbilt blanked Western Carolina.

## Game Notes

Despite being located just over 100 miles from each other, the Catamounts and Bulldogs have met just four times previously on the gridiron ... GWU's coaching staff has a pair of SoCon graduates in head coach Steve Patton (Furman '77) and defensive line coach Rusty Wright (Chattanooga '96) ... Western Carolina has won 11 consecutive home openers ... Chris Collins has now forced 7 fumbles in the last 13 games.

## Tale of the Tape

GWU	Category	WCU
58.0	Scoring Offense	0.0 (9 of 9)
244.0	Rushing Offense	41.0 (8)
282.0	Passing Offense	74.0 (8)
526.0	Total Offense	115.0 (9)
14.0	Scoring Defense	45.0 (9)
55.0	Rushing Defense	433.0 (9)
128.0	Passing Defense	187.0 (7)
183.0	Total Defense	620.0 (9)

Southern Conference rank in parenthesis.

# Game Capsules



**Charleston Southern at No. 14 Wofford**  
**(0-1, 0-0 Big South) (0-1, 0-0 SoCon)**  
**Gibbs Stadium (13,000), Spartanburg, S.C.**  
**Sept. 12 • 7:00 p.m. (ET)**  
**Internet: Terrier Vision**

## Capsule Summary

**Series Record** ..... Wofford leads 11-0  
**Last Meeting** ..... Wofford won 41-23 (Sept. 6, 2008 at Spartanburg)  
**Series Streak** ..... Wofford has won 11  
**Charleston Southern on the Web** ..... www.csusports.com  
**SID Contact**.....Blake Freeland (bfreeland@csuniv.edu)  
**Coach Jay Mills**  
**Overall Record (Years)** ..... 37-55 (9th)  
**Record at Charleston Southern (Years)** ..... 34-34 (7th)  
**Wofford on the Web**..... www.woffordterriers.com  
**SID Contact**..... Brent Williamson (williamsondb@wofford.edu)  
**Coach Mike Ayers**  
**Overall Record (Years)** ..... 152-118-2 (25th)  
**Record at Wofford (Years)**..... 141-97-1 (22nd)

## Last Game

**Sept. 5 - No. 1 Florida 62, Charleston Southern 3**  
 Despite putting just three points on the board against the 11 returning starters on the Florida defense, CSU was able to move the ball, gaining 206 yards in the first half, including 170 through the air. A.J. Toscano finished 18-of-31 through the air for 152 yards with one interception.

**Sept. 5 - South Florida 40, No. 10 Wofford 7**  
 The game was tied at 7-7 late in the first half, but two bad snaps on punts, plus two fumbles in the third quarter, turned the tide in favor of the Bulls. Wofford was led by Eric Breitenstein with 121 yards on 13 carries. Mitch Allen added 54 yards and he was 3-of-9 passing for 27 yards.

## Game Notes

Wofford is looking for its 12th straight win over CSU and 3rd in three seasons ... After leading the SoCon and finishing 2nd in the nation in rushing in 2008 with 339.8 yards per game, Wofford was held to 177 yards against South Florida on Saturday ... Wofford has won 8 of its last 9 games against instate opponents, dropping only a 23-13 decision to South Carolina in 2008.

## Tale of the Tape

CSU	Category	WOF
3.0	Scoring Offense	7.0 (7 of 9)
95.0	Rushing Offense	177.0 (3)
228.0	Passing Offense	34.0 (9)
323.0	Total Offense	211.0 (7)
62.0	Scoring Defense	40.0 (7)
369.0	Rushing Defense	174.0 (5)
255.0	Passing Defense	185.0 (6)
624.0	Total Defense	359.0 (5)

Southern Conference rank in parenthesis.



**Georgia Southern at No. 21 South Dakota State**  
**(1-0, 0-0 SoCon) (0-0, 0-0 MVC)**  
**Coughlin-Alumni Stadium (15,000), Brookings, S.D.**  
**Sept. 12 • 7:00 p.m. (ET)**  
**Internet: Eagle Vision**

## Capsule Summary

**Series Record** ..... Georgia Southern leads 3-0  
**Last Meeting** ..... GSU won 41-38 (Oct. 6, 2007 at Statesboro)  
**Series Streak** .....GSU has won 3  
**Georgia Southern on the Web** ..... www.georgiasoutherneagles.com  
**SID Contact**...Patrick Osterman (prosterman@georgiasouthern.edu)  
**Coach Chris Hatcher**  
**Overall Record (Years)** ..... 90-21 (10th)  
**Record at Georgia Southern (Years)** ..... 14-9 (3rd)  
**South Dakota State on the Web**..... www.gojacks.com  
**SID Contact**..... Jason Hove (jason.hove@sdstate.edu)  
**Coach John Stiegelmeier**  
**Overall Record (Years)** ..... 75-56 (13th)  
**Record at South Dakota State (Years)** ..... same

## Last Game

**Sept. 5 - Georgia Southern 29, Albany 26**  
 Sophomore Adrian Mora kicked a career-long 44-yard field goal to cap Georgia Southern's 29-26 season-opening win over Albany. GSU QB Lee Chapple finished 12-of-12 in the fourth quarter - actually hit his last 15 in a row - and went 30-of-43 in the game for 259 yards and matched a career-high of two touchdown passes.

**Nov. 22, 2008 - South Dakota State 25, North Dakota State 24**  
 Ryan Berry connected with JaRon Harris on a 1-yard touchdown with 2 minutes, 20 seconds remaining in the game, and then threw the game-winning two-point conversion to Mike Steffen, lifting South Dakota State to a 25-24 victory Saturday night in the battle for the Dakota Marker before a crowd of 18,428 at the Fargodome.

## Game Notes

GSU has averaged 53 points per contest in its three previous meetings with South Dakota State (2004, '05, '07) ... Georgia Southern has won six consecutive road games against FCS opponents.

## Tale of the Tape

GSU	Category	SDSU
29.0 (4 of 9)	Scoring Offense	35.6
58.0 (7)	Rushing Offense	137.6
259.0 (3)	Passing Offense	267.7
317.0 (4)	Total Offense	405.2
26.0 (4)	Scoring Defense	29.0
209.0 (7)	Rushing Defense	132.4
110.0 (2)	Passing Defense	212.5
319.0 (3)	Total Defense	344.9

Southern Conference rank in parenthesis.

\*2008 Stats for South Dakota State

# Game Capsules/Preseason Information



**Jacksonville at Samford**  
**(1-0, 0-0 Pioneer) (0-1, 0-0 SoCon)**  
**Seibert Stadium (6,700), Birmingham, Ala.**  
**Sept. 12 • 7:00 p.m. (ET)**  
**Internet: None**

## Capsule Summary

**Series Record** ..... 0-0  
**Last Meeting** ..... First Meeting  
**Series Streak** ..... First Meeting  
**Jacksonville on the Web**..... [www.judolphins.com](http://www.judolphins.com)  
**SID Contact**..... Joel Lamp ([jlamp@ju.edu](mailto:jlamp@ju.edu))  
**Coach Kerwin Bell**  
**Overall Record (Years)** ..... 13-12 (3rd)  
**Record at Jacksonville (Years)**..... same  
**Samford on the Web**..... [www.samfordsports.com](http://www.samfordsports.com)  
**SID Contact**..... Joey Mullins ([jmmulli1@samford.edu](mailto:jmmulli1@samford.edu))  
**Coach Pat Sullivan**  
**Overall Record (Years)** .....34-55-1 (9th)  
**Record at Samford (Years)**..... 10-13 (3rd)

## Last Game

### Sept. 5 - Jacksonville 40, Webber International 24

Jacksonville put up 448 yards of total offense with Josh Philpart making six catches for a career-best 195 yards and two touchdowns in a 40-24 win over Webber International. Josh McGregor threw for 315 yards and four touchdowns, completing 11-of-22 passes.

### Sept. 5 - Central Florida 28, Samford 24

The Samford football team held a three-point lead in the fourth quarter, but couldn't hold on as the Bulldogs dropped a hard-fought, 28-24 decision at UCF. Samford's Dustin Taliaferro completed 20-of-34 passes for 141 yards and a touchdown. Riley Hawkins caught three passes for 107 yards and two touchdowns. Chris Evans rushed 23 times for 76 yards.

## Game Notes

Samford's home opener will showcase the newly-constructed Cooney Family Field House, a \$7.5 million, 39,000 square-foot structure in the south end zone of Seibert Stadium ... JU's only game against a SoCon school was a 56-7 defeat at No. 1 Appalachian State in 2008 ... JU started its program in 1998 while Samford resurrected its in 1984.

## Tale of the Tape

JU	Category	SAM
40.0	Scoring Offense	24.0 (5 of 9)
132.0	Rushing Offense	78.0 (5)
315.0	Passing Offense	208.0 (5)
447.0	Total Offense	286.0 (5)
24.0	Scoring Defense	28.0 (5)
50.0	Rushing Defense	125.0 (2)
335.0	Passing Defense	157.0 (5)
385.0	Total Defense	282.0 (2)

Southern Conference rank in parenthesis.

## 2009 Southern Conference Preseason All-Conference Teams

**Offensive Player of the Year:** Armanti Edwards, Sr., QB, ASU

**Defensive Player of the Year:** Jacque Roman, Sr., LB, ASU

### FIRST TEAM

#### Offense

QB Armanti Edwards, Sr., ASU  
 RB Mike Brown, Jr., FUR  
 RB Chris Evans, Jr., SAM  
 OL Mario Acitelli, Sr., ASU  
 OL Pat Illig, Jr., WOF  
 OL David Harrison, Sr., Elon  
 OL (tie) Brett Irvin, Jr., ASU  
 OL (tie) Daniel Kilgore, Jr., ASU  
 OL (tie) Jon Weber, Sr., SAM  
 TE Chris Truss, Sr., FUR  
 WR Andre Roberts, Sr., CIT  
 WR Terrell Hudgins, Sr., Elon

#### Defense

DL Jabari Fletcher, Jr., ASU  
 DL Terrence Reese, Sr., CIT  
 DL Mitch Clark, Sr., WOF  
 DL Eric Ludwig, Sr., Elon  
 LB Jacque Roman, Sr., ASU  
 LB Bryce Smith, Jr., SAM  
 LB Joshua Jones, So., Elon  
 DB Mark LeGree, Jr., ASU  
 DB Max Lerner, Jr., FUR  
 DB Karlos Sullivan, Sr., Elon  
 DB Cortez Gilbert, Jr., ASU

#### Specialists

PK Adrian Mora, So., GSU  
 P Trent Hawk, Sr., FUR  
 RS Andre Roberts, Sr., CIT

### SECOND TEAM

#### Offense

QB Scott Riddle, Jr., Elon  
 RB Devon Moore, Jr., ASU  
 RB Brandon Newsome, Jr., Elon  
 OL Cole Fountain, Sr., GSU  
 OL Thomas Suggs, Sr., CIT  
 OL Daniel DeHaven, Sr., CIT  
 OL Trey Johnson, Jr., WOF  
 OL Tyler Haynes, Sr., FUR  
 TE Ben Jordan, So., ASU  
 WR CoCo Hillary, Jr., ASU  
 WR Brian Quick, So., ASU

#### Defense

DL Brandon Ward, Jr., Elon  
 DL Anthony Williams, Sr., ASU  
 DL Justin Brown, Sr., FUR  
 DL Eric Eberhardt, So., WOF  
 LB D.J. Smith, Jr., ASU  
 LB Gary Blount, Sr., WOF  
 LB Dion Dubose, So., GSU  
 DB Ed Gainey, So., ASU  
 DB Mychael Johnson, Sr., WOF  
 DB Julian Hicks, Sr., FUR  
 DB (tie) Buster Skrine, Jr., UTC  
 DB (tie) Cortez Allen, Jr., CIT

#### Specialists

PK Jason Vitaris, Jr., ASU  
 P Bob Hooper, Jr., SAM  
 RS CoCo Hillary, Jr., ASU

## 2009 SoCon Football Preseason COACHES' POLL

Place	School (First-place votes)	Points
1.	Appalachian State (8)	64
2.	Wofford	53
3.	Elon	51
4.	Furman	40
5.	Georgia Southern (1)	39
6t.	The Citadel	26
6t.	Samford	26
8.	Western Carolina	15
9.	Chattanooga	10

## 2008 SoCon Football Preseason MEDIA POLL

Place	School (First-place votes)	Points
1.	Appalachian State (46)	429
2.	Elon (1)	360
3.	Wofford	326
4.	Georgia Southern (1)	275
5.	Furman	260
6.	Samford	194
7.	The Citadel	165
8.	Western Carolina	94
9.	Chattanooga	57



Week 2 (Sept. 12, 2009)





# National Polls

## 2009 FCS Coaches Poll

School	PS	S	S	S	S	O	O	O	O	N	N	N	N	F
	72	14	21	28	5	12	19	26	2	9	16	23		
Richmond	2	1												
<b>Appalachian State</b>	<b>1</b>	<b>2</b>												
Villanova	5	3												
Montana	3	4												
Northern Iowa	4	5												
James Madison	6	6												
William & Mary	14	7												
Southern Illinois	7	8												
New Hampshire	8	9												
Weber State	9	10												
<b>Elon</b>	<b>11</b>	<b>11</b>												
Central Arkansas	12	12												
Cal Poly	13	13												
<b>Wofford</b>	<b>10</b>	<b>14</b>												
South Carolina State	16	15												
McNeese State	15	16												
Eastern Washington	17	17												
Massachusetts	18	18												
Texas State	21	19												
Maine	19t	20												
Jacksonville State	19t	21												
Harvard	22	22												
Eastern Kentucky	-	23												
Liberty	-	24												
South Dakota State	23	25												
Hofstra	24	-												
Grambling State	25	-												

## 2009 The Sports Network Poll

School	PS	S	S	S	S	O	O	O	O	N	N	N	N	F
	7	14	21	28	5	12	19	26	2	9	16	23		
Richmond	2	1												
Appalachian State	1	2												
Villanova	5	3												
Northern Iowa	4	4												
Montana	3	5												
James Madison	6	6												
William & Mary	14	7												
Southern Illinois	7	8												
New Hampshire	8	9												
Elon	11	10												
Weber State	9	11												
Cal Poly	12	12												
Central Arkansas	13	13												
Wofford	10	14												
South Carolina State	16	15												
McNeese State	15	16												
Massachusetts	17	17												
Eastern Washington	18	18												
Texas State	20	19												
Maine	19	20												
South Dakota State	22	21												
Eastern Kentucky	23	22												
Jacksonville State	21	23												
Harvard	23	24												
Holy Cross	25	25												

## This Date in SOCON History

### Sept. 12, 1981

Appalachian State dominated from start to finish to improve to 2-0 on the season with a 45-0 win over James Madison.

### Sept. 12, 1987

Appalachian State's 17-point halftime advantage held up as the Mountaineers downed James Madison, 17-10.

Chattanooga limited visiting Eastern Kentucky to just 76 total yards in a 10-0 season-opening win.

Playing in sloppy conditions, Furman was the recipient of four Presbyterian fumbles in a 23-3 win, moving the Paladins to 2-0 on the season.

### Sept. 12, 1992

Chattanooga improved to 2-0 and earned a No. 9 national ranking on the heels of a 37-28 win over Tennessee-Martin in which both Tobe Taylor and Jerry Ellison returned kickoffs for touchdowns.

Fullback Everette Sands rushed for 117 yards and three touchdowns in The Citadel's 30-13 win over Wofford, which was played in front of 20,710 at Johnson Hagood Stadium.

### Sept. 12, 1998

In a game that was delayed 45 minutes due to a power outage, No. 17 Appalachian State topped No. 19 ETSU, 22-17, led by Chuck Payne's two interceptions.

Stanley Meyers connected with tight end Jason Barley for a nine-yard touchdown pass with nine seconds remaining to complete The Citadel's fourth quarter comeback in a 20-14 win at Wofford.

Freshman Louis Ivory rushed for 161 yards and two touchdowns in Furman's 27-19 win over South Carolina State.

No. 6 Georgia Southern rolled up 413 yards rushing, including 219 and 4 TDs from Adrian Peterson, in a 51-32 win over Jacksonville State.

## SOCON Coaching Records

Coach, School	Years at School	Record at School	SoCon Record	SoCon Pct.	Career Record	Career Pct.
Jerry Moore, Appalachian State	21	178-74	117-35	.770	205-122-2	.626
Kevin Higgins, The Citadel	5	20-26	12-17	.414	76-51-1	.594
Pete Lembo, Elon	4	21-14	12-10	.545	65-28	.699
Bobby Lamb, Furman	8	57-29	35-17	.673	57-29	.663
Chris Hatcher, Georgia Southern	3	14-9	8-7	.533	90-21	.811
Pat Sullivan, Samford	3	10-13	4-4	.500	34-55-1	.383
Russ Huesman, Chattanooga	1	1-0	0-0	.000	1-0	1.000
Dennis Wagner, Western Carolina	2	3-10	1-7	.125	47-47-1	.500
Mike Ayers, Wofford	22	141-97-1	62-51	.549	152-118-2	.563



Week 2 (Sept. 12, 2009)



# SOCON vs. Other Conferences (4-5)

## FBS Opponents (0-5)



### Atlantic Coast (0-1)

No. 21 North Carolina 40, The Citadel 6  
Elon at Wake Forest, 6:30 p.m. Sept. 19  
Georgia Southern at North Carolina, TBA Oct. 10



### Big East (0-1)

South Florida 40, No. 10 Wofford 7



### Big Ten (0-0)

Wofford at Wisconsin, 12 p.m. Sept. 19



### Big 12 (0-0)

Furman at Missouri, 2 p.m. Sept. 19



### Conference USA (0-2)

East Carolina 29, No. 1 Appalachian State 24  
UCF 28, Samford 24



### Southeastern (0-1)

Vanderbilt 45, Western Carolina 0  
Furman at Auburn, TBA Nov. 7  
Chattanooga at Alabama, TBA Nov. 21

## FCS Opponents (3-0)



### Big South (1-0)

Furman 45, Presbyterian 21  
Elon at Presbyterian, 1:30 p.m. Sept. 12  
Gardner-Webb at Western Carolina, 6 p.m. Sept. 12  
Charleston Southern at Wofford, 7 p.m. Sept. 12  
Chattanooga at Presbyterian, 1:30 p.m. Sept. 19  
Presbyterian at The Citadel, 7 p.m. Sept. 26



### Independents (0-0)

N.C. Central at Appalachian State, 3:30 p.m. Oct. 10



### Ivy (0-0)

The Citadel at Princeton, 3 p.m. Sept. 19



### Missouri Valley (0-0)

Georgia Southern at South Dakota St., 7 p.m. Sept. 12



### Northeast (1-0)

Georgia Southern 29, Albany 26



### Ohio Valley (0-0)

Western Carolina at Eastern Kentucky, 1 p.m. Nov. 14



### Pioneer (1-0)

No. 11 Elon 56, Davidson 0  
Jacksonville at Samford, 7 p.m. Sept. 12



### Southland (0-0)

McNeese State at Appalachian State, 3:30 p.m. Sept. 12

## Non-Division I Opponents (1-0)

Chattanooga 30, Glenville State 12  
Miles at Samford, 3 p.m. Sept. 19

All Times Eastern

# 2009 NCAA Statistical Leaders

## Individual

### Rushing

15	Eric Breitenstein (WOF)	121.00 ypg
19	Jamal Shuman (Elon)	115.00 ypg
33	Tersoo Uhaa (FUR)	95.00 ypg
46	Chris Evans (SAM)	76.00 ypg

### Passing Yards

7	Scott Riddle (Elon)	326.00 ypg
12	Jordan Sorrells (FUR)	285.00 ypg
16	Lee Chapple (GSU)	259.00 ypg
17	B.J. Coleman (UTC)	258.00 ypg

### Passes Completed

5	Lee Chapple (GSU)	30.00 cpg
8	Jordan Sorrells (FUR)	24.00 cpg
14	Scott Riddle (Elon)	22.00 cpg
18	Bart Blanchard (CIT)	21.00 cpg
20	Dustin Taliaferro (SAM)	20.00 cpg
26	B.J. Coleman (UTC)	18.00 cpg

### Passing Efficiency

8	Scott Riddle (Elon)	189.65
9	Jordan Sorrells (FUR)	186.13
31	Lee Chapple (GSU)	131.06
36	B.J. Coleman (UTC)	126.39

### Total Offense

8	Jordan Sorrells (FUR)	336.00 ypg
11	Scott Riddle (Elon)	329.00 ypg
22	Lee Chapple (GSU)	251.00 ypg
24	B.J. Coleman (UTC)	247.00 ypg

### Receptions per Game

6	Andre Roberts (CIT)	10.00 rpg
11	Blue Cooper (UTC)	8.00 rpg
11	Adam Mims (FUR)	8.00 rpg
11	Adam Urbano (GSU)	8.00 rpg
20	Terrell Hudgins (Elon)	7.00 rpg
30	Jamere Valentine (GSU)	6.00 rpg
30	Garryon Taylor (GSU)	6.00 rpg

### Receiving Yards per Game

7	Terrell Hudgins (Elon)	156.00 ypg
14	Blue Cooper (UTC)	127.00 ypg
20	Riley Hawkins (SAM)	107.00 ypg
26	David Hendrix (FUR)	99.00 ypg
29	Adam Mims (FUR)	96.00 ypg
46	Jamere Valentine (GSU)	79.00 ypg

### All-Purpose Yards per Game

19	Kevin Hardy (CIT)	178.00 ypg
30	Jamal Shuman (Elon)	165.00 ypg
33	Terrell Hudgins (Elon)	156.00 ypg
42	Adam Mims (FUR)	147.00 ypg
49	Riley Hawkins (SAM)	139.00 ypg

### Punting

3	Charlie Edwards (GSU)	47.20 avg.
29	Cass Couey (CIT)	39.67 avg.
31	Blake Cain (WCU)	39.50 avg.
43	Mike Hammons (UTC)	38.00 avg.

### Punt Returns

4	Travaris Cadet (ASU)	21.50 avg.
10	Lance Camp (Elon)	13.17 avg.
28	Brian Sutherland (UTC)	3.50 avg.
33	Josh Cockrell (WCU)	1.00 avg.

### Kickoff Returns

26	Mike Rucker (WOF)	26.00 avg.
28	Adam Mims (FUR)	25.50 avg.
31	Kevin Hardy (CIT)	24.33 avg.
35	CoCo Hillary (ASU)	23.67 avg.
38	B.J. Frazier (ASU)	23.00 avg.
44	Stephon Shelton (WOF)	21.33 avg.

### Field Goals per Game

8	Sam Keeler (CIT)	2.00 fpg
8	Adrian Mora (GSU)	2.00 fpg
24	Matthew Cesari (FUR)	1.00 fpg
24	Cameron Yaw (SAM)	1.00 fpg
24	Jason Vitaris (ASU)	1.00 fpg

### Scoring

12	Chris Awuah (UTC)	12.00 ppg
12	Jamere Valentine (GSU)	12.00 ppg
12	Riley Hawkins (SAM)	12.00 ppg
12	Terrell Hudgins (Elon)	12.00 ppg
12	Tersoo Uhaa (FUR)	12.00 ppg

### Tackles

1	Joseph Thornton (UTC)	17.00 tpg
4	Dion DuBose (GSU)	15.00 tpg
8	D.J. Smith (ASU)	13.00 tpg
8	Bryce Smith (SAM)	13.00 tpg
18	Chris Wiley (FUR)	12.00 tpg
26	Jacque Roman (ASU)	11.00 tpg
26	Mike Niam (WOF)	11.00 tpg
26	Chris Collins (WCU)	11.00 tpg
26	Mitchell Bell (WCU)	11.00 tpg
46	Kadarron Anderson (FUR)	10.00 tpg
46	Ricky Schwarz (WCU)	10.00 tpg

### Sacks

8	Andre Campbell (Elon)	1.50 spg
15	13 players	1.00 spg

### Interceptions

2	Joseph Boateng (CIT)	2.00 ipg
8	7 players	1.00 ipg

## Team

Team	Rushing Off./Def.	Passing Off./Def.	Scoring Off./Def.	Total Off./Def.
Appalachian State	56/69	62/22	41/63	68/38
The Citadel	95/87	72/16	81/80	93/56
Elon	25/22	4/4	6/1	1/3
Furman	17/49	15/83	10/39	9/73
Georgia Southern	88/76	23/14	31/53	50/37
Samford	72/43	37/36	41/56	60/31
Chattanooga	75/60	24/63	30/23	44/57
Western Carolina	93/98	91/49	92/85	96/97
Wofford	29/61	98/48	74/80	76/50

# SOCON By the Numbers

## SOCON Players of the Week

**Offense**  
S. 7 Jordan Sorrells, FUR, QB 285 pass, 51 rush, 4 TDS

**Freshman**  
S. 7 Jamere Valentine, GSU, WR 6 rec., 79 yards, 2 TDs

**Defense**  
S. 7 Joseph Boateng, CIT, DB 2 INTs, team-high 7 tackles

**Special Teams**  
S. 7 Lance Camp, Elon, PR 6 ret., 79 yards, 1 TD

### 2008 National Weekly Awards Winners

#### College Sporting News National All Stars

Sept. 7 ..... Jordan Sorrells, Furman, QB



Furman quarterback Jordan Sorrells

### Career SOCON Weekly Award Winners (since 2005, among active players)

- 11 - Armanti Edwards (ASU, QB, 6 Off., 5 FR)
- 6 - Scott Riddle (Elon, QB, 3 Off., 3 Fr.)
- 4 - Jordan Sorrells (FUR, QB, 1 Off., 3 Fr.)
- 3 - Andre Roberts (CIT, WR/RS, 1 Fr., 2 ST)
- 2 - Bob Hooper (SAM, P, 2 ST); Terrell Hudgins (Elon, WR, 2 Off.); DeAndre Presley (ASU, QB, 1 Off., 1 Fr.); D.J. Smith (ASU, LB, 2 Def.); Karlos Sullivan (Elon, DB/RS, 1 Fr., 1 ST); Dustin Taliaferro (SAM, QB, 2 Fr.)
- 1 - Mitch Allen (WOF, QB, 1 Fr.); Bart Blanchard (CIT, QB, 1 Fr.); Joseph Boateng (CIT, DB, 1 Def.); Mike Brown (FUR, RB, 1 Fr.); Blake Cain (WCU, P, 1 ST); Craig Camay (UTC, PK, 1 ST); Lance Camp (Elon, WR/PR, 1 ST); Lee Chapple (GSU, QB, 1 Off.); Terrell Dallas (CIT, RB, 1 Fr.); Andy Davis (SAM, DB, 1 Def.); Dion Dubose (GSU, LB, 1 Def.); Chris Evans (SAM, RB, 1 Off.); Cortez Gilbert (ASU, CB, 1 Def.); A.J. Harris (Elon, RB, 1 Fr.); Patrick Hatcher (SAM, DL, 1 Def.); Julian Hicks (FUR, S, 1 Def.); Zack Jaynes (WCU, QB, 1 Fr.); Mark LeGree (ASU, DB, 1 Def.); Adrian McLeod (WCU, LB, 1 Def.); Marquel Pittman (WCU, WR, 1 Fr.); Brian Quick (ASU, WR, 1 Fr.); Devin Radford (ASU, RB, 1 Off.); Jacque Roman (ASU, LB, 1 Def.); Zeke Rozier (GSU, RB, 1 Fr.); Jamal Shuman (Elon, RB, 1 Fr.); Chris Teal (GSU, WR, 1 Fr.); Jamere Valentine (GSU, WR, 1 Fr.); Nolan Ward (Elon, LB, 1 Fr.); E.J. Webb (GSU, LB, 1 Fr.); Robert Welton (ASU, RB, 1 Off.); Brandon Wiggins (Elon, LB, 1 Fr.); Anthony Williams (ASU, DE, 1 Def.); Eroll Wynn (UTC, RB, 1 Fr.).

# SOCON By the Numbers

## Wins vs. FBS (I-A) Teams

1982	Furman 28, South Carolina 23
1982	Furman 17, Georgia Tech 14
1983	Chattanooga 38, Louisiana-Lafayette 14
1983	Appalachian State 27, Wake Forest 25
1984	Chattanooga 9, Louisiana-Lafayette 7
1984	Furman 34, North Carolina State 30
1985	Furman 42, North Carolina State 20
1986	Furman 17, Georgia Tech 17 (tie)
1987	East Tennessee State 29, North Carolina State 14
1988	The Citadel 42, Navy 35
1988	Appalachian State 34, Wake Forest 34
1989	Appalachian State 15, Wake Forest 10
1989	The Citadel 14, Navy 10
1990	The Citadel 38, South Carolina 35
1991	The Citadel 20, Army 14
1991	Appalachian State 17, Wake Forest 3
1992	The Citadel 10, Arkansas 3
1992	The Citadel 15, Army 14
1995	Appalachian State 24, Wake Forest 22
1998	Appalachian State 30, Wake Forest 27
1999	Furman 28, North Carolina 3
2000	Wofford 24, Louisiana-Monroe 6
2000	Appalachian State 20, Wake Forest 16
2004	Georgia Southern 53, Florida International 32
2007	Appalachian State 34, Michigan 32

## 2008 Attendance

SoCon teams attracted 673,283 fans in 56 contests last season. Average attendance was down 1,050 from 2007.

Rank	Team	2006 Avg.	2007 Avg.	2008 Avg.	Change
1	Appalachian State	20,546	24,219 (9)	<b>25,161 (8)</b>	+942
6	Georgia Southern	15,612	18,925 (6)	<b>18,168 (6)</b>	-757
19	The Citadel	14,599	13,757 (6)	<b>12,261 (6)</b>	-1,496
30	Furman	12,442	12,590 (5)	<b>10,073 (6)</b>	-2,517
39	Elon	6,671	7,734 (6)	<b>9,220 (6)</b>	+1,486
47	Western Carolina	8,805	6,760 (5)	<b>8,320 (6)</b>	+1,560
52	Wofford	8,344	8,345 (7)	<b>7,812 (6)</b>	-533
58	Samford	5,320	5,764 (6)	<b>7,064 (6)</b>	+1,300
69	Chattanooga	7,482	6,264 (6)	<b>5,748 (6)</b>	-516
	<b>SoCon Average</b>	<b>12,621</b>	<b>13,073 (50)</b>	<b>12,023 (56)</b>	<b>-1,050</b>

## Shutout Chart

Team	Last SHO Win	Gms Ago	Last SHO Loss	Gms Ago
ASU	41-0, Mars Hill, 2006	43	24-0, LSU, 2005	52
CIT	76-0, Webber Int'l., 2007	23	61-0, Maryland, 2003	75
Elon	56-0, Davidson, 2009	1	21-0, Citadel, 2005	36
FUR	10-0, Elon, 2004	56	33-0, Clemson, 1998	136
GSU	35-0, Savannah St., 2003	69	45-0, Montana, 1995	169
SAM	62-0, Faulkner, 2008	10	29-0, Tenn. Tech, 2000	89
UTC	38-0, Western Caro., 2003	62	55-0, Wofford, 2006	25
WCU	35-0, Shorter, 2008	12	45-0, Vanderbilt, 2009	1
WOF	55-0, Chatt., 2006	27	24-0, Western Caro., 2005	40

## Overtime Games

Date	Result
Dec. 1, 1990	Nevada-Reno 42, Furman 35 (3 OT)
Oct. 19, 1991	Appalachian State 26, Furman 23 (3 OT)
Nov. 2, 1991	Marshall 27, Western Carolina 24 (3 OT)
Nov. 21, 1992	VMI 37, Chattanooga 34
Oct. 16, 1993	VMI 35, Chattanooga 29 (2 OT)
Nov. 19, 1994	VMI 26, Appalachian State 23
Nov. 26, 1994	Appalachian State 17, New Hampshire 10
Nov. 16, 1996	VMI 34, The Citadel 27 (2 OT)
Oct. 11, 1997	The Citadel 23, East Tennessee State 20
Sept. 26, 1998	Western Carolina 31, East Tennessee State 24
Oct. 3, 1998	Appalachian State 30, Wake Forest 27
Oct. 24, 1998	East Tennessee State 22, Furman 19 (2 OT)
Nov. 6, 1999	Samford 35, Western Carolina 32
Nov. 6, 1999	Chattanooga 30, The Citadel 27
Nov. 27, 1999	Massachusetts 30, Furman 23
Nov. 4, 2000	Chattanooga 20, The Citadel 13
Nov. 18, 2000	Furman 45, Chattanooga 44
Dec. 9, 2000	Montana 19, Appalachian State 16
Oct. 13, 2001	VMI 19, Chattanooga 16
Nov. 3, 2001	The Citadel 20, Chattanooga 17 (2 OT)
Oct. 5, 2002	Wofford 27, Chattanooga 21
Sept. 11, 2003	East Tennessee State 14, Tennessee-Martin 7
Sept. 25, 2004	Gardner-Webb 26, Western Carolina 20
Sept. 25, 2004	Pittsburgh 41, Furman 38
Sept. 3, 2005	Chattanooga 30, Tennessee Tech 23
Sept. 3, 2005	Georgia Southern 41, Northeastern 38
Sept. 25, 2005	Furman 44, Hofstra 41 (2 OT)
Oct. 15, 2005	Furman 39, The Citadel 31 (3 OT)
Sept. 9, 2006	Charleston Southern 38, The Citadel 35 (2 OT)
Oct. 14, 2006	Chattanooga 17, Western Carolina 14
Oct. 21, 2006	Appalachian State 27, Georgia Southern 20 (2 OT)
Oct. 21, 2006	Furman 28, Chattanooga 22
Oct. 21, 2006	The Citadel 30, Western Carolina 27
Nov. 18, 2006	Central Arkansas 34, Georgia Southern 31
Sept. 22, 2007	Chattanooga 45, Georgia Southern 38
Oct. 13, 2007	The Citadel 54, Furman 51
Oct. 13, 2007	Elon 36, Georgia Southern 33 (2 OT)
Sept. 13, 2008	Georgia Southern 34, Northeastern 27
Sept. 27, 2008	Wofford 38, Georgia Southern 37
Oct. 25, 2008	Georgia Southern 38, Western Carolina 31
Nov. 1, 2008	Georgia Southern 44, The Citadel 41 (3 OT)

## Current League Members Overtime Records

Appalachian State	4-2	.667
The Citadel	4-5	.444
Elon	1-0	1.000
Furman	4-6	.400
Georgia Southern	4-5	.444
Samford	0-0	.000
Chattanooga	5-7	.417
Western Carolina	1-6	.143
Wofford	2-0	1.000
<b>Total</b>	<b>24-30</b>	<b>.444</b>



Week 2 (Sept. 12, 2009)



# SOCON By the Numbers

## Home Field Records

Team	W	L	T	Pct.	Yrs.	Stadium Name
Appalachian State	196	60	5	.761	47th	Kidd Brewer
The Citadel	200	124	3	.616	62nd	Johnson Hagood
Elon	22	25	0	.468	9th	Rhodes
Furman	142	35	1	.801	29th	Paladin
Georgia Southern	150	28	0	.843	26th	Paulson
Samford	128	66	4	.657	42nd	Seibert
Chattanooga	25	39	0	.391	13th	Finley
Western Carolina	105	72	2	.592	36th	E.J. Whitmire
Wofford	52	19	0	.732	14th	Gibbs

## All-Time Conference Record

Team	Years	W	L	T	Pct.
Appalachian State	38	173	78	5	.686
The Citadel	66	173	256	5	.404
Elon	6	15	29	0	.341
Furman	70	231	174	11	.569
Georgia Southern	16	88	36	0	.710
Samford	1	4	4	0	.500
Chattanooga	33	97	126	2	.436
Western Carolina	33	93	135	1	.408
Wofford	12	56	36	0	.609

## Overall Football Records Last Five Seasons (2005-09)

Team	(All Games)				
	W	L	Pct.	Titles	Playoffs
Appalachian State	50	10	.833	4	4
Furman	33	17	.660	0	2
Wofford	31	17	.646	1	2
Georgia Southern	25	21	.543	0	1
Elon	24	22	.522	0	0
The Citadel	20	26	.435	0	0
Samford	18	27	.400	0	0
Chattanooga	13	33	.287	0	0
Western Carolina	11	33	.250	0	0

## Overall Football Records Last 10 Seasons (2000-09)

Team	(All Games)				
	W	L	Pct.	Titles	Playoffs
Appalachian State	90	31	.744	4	7
Furman	78	35	.690	2	6
Georgia Southern	77	35	.688	4	5
Wofford	71	37	.657	2	3
Samford	42	57	.424	0	0
Elon	42	60	.412	0	0
The Citadel	37	64	.366	0	0
Western Carolina	36	64	.360	0	0
Chattanooga	28	75	.272	0	0

## SoCon Football Records Last Five Seasons (2005-09)

Team	(SoCon Games)				
	W	L	Pct.	Titles	Playoffs
Appalachian State	26	3	.897	4	4
Wofford	20	9	.690	1	2
Furman	19	10	.655	0	2
Georgia Southern	15	14	.517	0	1
Samford	4	4	.500	0	0
The Citadel	12	17	.414	0	0
Elon	12	17	.414	0	0
Chattanooga	7	22	.241	0	0
Western Carolina	5	24	.172	0	0

## SoCon Football Records Last 10 Seasons (2000-09)

Team	(SoCon Games)				
	W	L	Pct.	Titles	Playoffs
Appalachian State	54	14	.794	4	7
Furman	48	20	.706	2	6
Georgia Southern	47	21	.691	4	5
Wofford	46	22	.676	2	3
Samford (since 2008)	4	4	.500	0	0
Elon (since 2003)	15	29	.341	0	0
The Citadel	22	46	.324	0	0
Western Carolina	21	47	.309	0	0
Chattanooga	18	50	.265	0	0

## Game Times Decrease with New Rule Changes in 2008

When the revised rules regarding the play clock went into effect last year, many thought game times would decrease again, much like during the 2006 season. Rules changes for the 2008 season included the institution of a 40-second play clock that begins immediately following the completion of a play, except in dead ball situations. Also, when a ball carrier runs out of bounds, the clock is stopped, but it is started again when the ball is set for play (except for the final two minutes of each half.)

The following is a comparison of the last four seasons:

Team	2005	2006	2007	2008	Change	Change
	Plays-Time	Plays-Time	Plays-Time	Plays-Time	Plays	Time
Appalachian State	137.0-2:59	129.4-2:51	145.3-3:16	139.0-3:02	-6.3	-14 minutes
The Citadel	137.3-2:59	128.9-2:47	143.1-3:06	135.6-2:55	-7.5	-11 minutes
Elon	129.2-2:47	131.3-2:37	151.2-3:13	137.8-2:55	-13.4	-18 minutes
Furman	146.5-3:13	124.7-2:56	141.3-3:12	131.4-2:52	-9.9	-20 minutes
Georgia Southern	136.7-3:00	128.4-2:47	146.1-3:13	150.7-3:15	+4.6	+2 minutes
Samford	-	-	142.0-3:11	129.6-2:49	-12.4	-22 minutes
Chattanooga	140.1-3:03	129.7-2:45	140.6-3:06	131.2-2:58	-9.4	-8 minutes
Western Carolina	131.5-3:03	120.7-2:40	140.3-3:19	132.8-2:58	-7.5	-21 minutes
Wofford	141.1-2:51	125.8-2:37	144.1-3:09	138.6-2:55	-6.5	-14 minutes
<b>SoCon Average</b>	<b>137.3-2:59</b>	<b>127.4-2:45</b>	<b>144.1-3:12</b>	<b>138.1-2:58</b>	<b>-6.0</b>	<b>-14 minutes</b>



Week 2 (Sept. 12, 2009)





# SOCON Media Services

## Press Releases

The Southern Conference utilizes e-mail and the league's website (www.soconsports.com) to distribute information, press releases, notes and statistics. If you wish to be added to the distribution list, please contact a member of the media relations staff.

## SoCon.TV

In July 2005, the Southern Conference launched SoCon.TV, a live video streaming network designed to bring SoCon sports to fans around the world through the internet. The network includes not only Southern Conference Championship events but also regular season events from around the league.

## SoCon Football Media Center

A new feature on SoConSports.com this season is the SoCon Football Media Center. This is your one-stop location for all pertinent information regarding SoCon football, including audio and video clips, rosters and other team information, media guides, game notes and more. This will be updated throughout the season to keep all media fully informed about SoCon football.

## SoCon Players of the Week

Each week, the league office will select an Offensive, Defensive, Special Teams and Freshman Player of the Week. Honorees will be released to the media on Monday afternoons via the conference website (www.soconsports.com) and by e-mail.

## Postseason Awards

Following the conclusion of the regular season, two all-conference teams are selected. Voting will be conducted by the league's coaches and the Southern Conference Sports Media Association (SCSMA). Each group selects a first-team and a second-team as well as an Offensive Player of the Year, Defensive

Player of the Year, Freshman of the Year and Coach of the Year. The conference coaches also select a recipient of the Jacobs Blocking Trophy, awarded to the top lineman in the conference.

## Coaches Teleconference

The Southern Conference will host a weekly teleconference featuring the league's head coaches each Tuesday morning throughout the season beginning on September 1 through November 24. The teleconferences will continue throughout the FCS postseason, as needed.

Each teleconference is recorded and will be available through the conference web-site (www.soconsports.com) on Tuesday afternoons.

## Weekly Teleconference Schedule

Time (ET)	Coach, School
10:00-10:07	Jerry Moore, ASU
10:07-10:14	Kevin Higgins, CIT
10:14-10:21	Pete Lembo, Elon
10:21-10:28	Bobby Lamb, FUR
10:28-10:35	Chris Hatcher, GSU
10:35-10:42	Pat Sullivan, SAM
10:42-10:49	Russ Huesman, UTC
10:49-10:56	Dennis Wagner, WCU
10:56-11:03	Mike Ayers, WOF

## SoCon Football on the Air (Flagship Stations)

Appalachian State	WKBC-FM (97.3)
The Citadel	WTMZ-AM (910)
Elon	WPCM-AM (920)
Furman	WOLT-FM (103.3)
Georgia Southern	WPMX-FM (102.9)
Samford	WVSU-FM (91.1)
Chattanooga	WTZO-FM (105.1)
Western Carolina	WWCU-FM (90.5)
Wofford	WSPG-AM (1400)

## SoCon Media Relations Staff



**Jason Yaman**  
Assistant Commissioner  
for Media Relations  
Office: (864) 591-5100  
Cell: (864) 380-1166  
Fax: (864) 591-3448  
jyaman@socon.org

**Responsibilities:**  
Administration, Men's Basketball, Men's and Women's Soccer, Men's and Women's Tennis



**Jonathan Caskey**  
Associate Director of  
Media Relations  
Office: (864) 591-5100  
Cell: (864) 525-5174  
Fax: (864) 591-3448  
Home: (864) 599-8842  
jcaskey@socon.org

**Responsibilities:**  
Publications, Football, Wrestling, Baseball, Men's and Women's Golf

## JoAnne Cannell Media Relations Assistant

Office: (864) 591-5100  
Cell: (864) 525-5157  
Fax: (864) 591-3448  
jcannell@socon.org

**Responsibilities:**  
Volleyball, Men's and Women's Cross Country, Women's Basketball, Men's and Women's Indoor and Outdoor Track and Field, Softball

## Additional Staff

**John Iamarino** ..... Commissioner  
**Geoff Cabe** ..... Senior Associate Commissioner  
**Sue Arakas** ..... Associate Commissioner  
**Doug King** ..... Associate Commissioner  
**Jamie Severns** ..... Dir. of Multimedia Services  
**Mike Mitchell** ..... Sr. Account Executive/IMG College  
**Brandon Neff** ..... Director of Championships  
**Laura Hayes** ..... Assistant to the Commissioner  
**Caroline Sanker** ..... Championships/Operations Assistant  
**Don Lucas** ..... Coordinator of Officials

## SoCon Media Relations Directory

School	Website	Media Relations	E-mail	Office Phone	Press Box Phone
Appalachian State	www.goasu.com	Mike Flynn	flynnmh@appstate.edu	(828) 262-2845	(828) 262-3172
The Citadel	www.citadelsports.com	Noelle Orr Blaney	noelle.orr@citadel.edu	(843) 953-5353	(843) 953-5004/8
Elon	www.elonphoenix.com	Chris Rash	crash@elon.edu	(336) 278-6712	(336) 278-6777
Furman	www.furmanpaladins.com	Hunter Reid	hunter.reid@furman.edu	(864) 294-2061	(864) 294-3066
Georgia Southern	www.georgiasouthern eagles.com	Patrick Osterman	prosterman@georgiasouthern.edu	(912) 478-0352	(912) 478-3896
Samford	www.samfordsports.com	Joey Mullins	jmmulli1@samford.edu	(205) 726-2799	(205) 726-2143
Chattanooga	www.gomocs.com	Jay Blackman	jay-blackman@utc.edu	(423) 425-5292	(423) 757-9332
Western Carolina	www.catamountsports.com	Daniel Hooker	dhooker@email.wcu.edu	(828) 227-2339	(828) 227-2116
Wofford	www.woffordterriers.com	Brent Williamson	williamsondb@wofford.edu	(864) 597-4093	(864) 597-4487



Week 2 (Sept. 12, 2009)



**2009 Southern Conference  
Team Statistics Through games of Sep 07, 2009**



SCORING OFFENSE	G	TD	FG	XPT	2XP	DXP	Saf	Pts	Avg/G
1. Elon	1	8	0	8	0	0	0	56	56.0
2. Furman	1	6	1	6	0	0	0	45	45.0
3. Chattanooga	1	4	0	4	0	1	0	30	30.0
4. Georgia Southern	1	3	2	3	0	1	0	29	29.0
5. Samford	1	3	1	3	0	0	0	24	24.0
Appalachian State	1	3	1	3	0	0	0	24	24.0
7. Wofford	1	1	0	1	0	0	0	7	7.0
8. The Citadel	1	0	2	0	0	0	0	6	6.0
9. Western Carolina	1	0	0	0	0	0	0	0	0.0

RUSHING DEFENSE	G	Att.	Yards	Avg/A	Long	TD	Avg/G
1. Elon	1	34	63	1.9	11	0	63.0
2. Samford	1	41	125	3.0	20	2	125.0
3. Furman	1	36	140	3.9	21	0	140.0
4. Chattanooga	1	45	171	3.8	28	2	171.0
5. Wofford	1	32	174	5.4	39	3	174.0
6. Appalachian State	1	35	189	5.4	41	2	189.0
7. Georgia Southern	1	49	209	4.3	39	3	209.0
8. The Citadel	1	44	261	5.9	20	2	261.0
9. Western Carolina	1	70	433	6.2	20	5	433.0

SCORING DEFENSE	G	TD	FG	XPT	2XP	DXP	Saf	Pts	Avg/G
1. Elon	1	0	0	0	0	0	0	0	0.0
2. Chattanooga	1	2	0	1	0	0	0	13	13.0
3. Furman	1	3	0	3	0	0	0	21	21.0
4. Georgia Southern	1	3	2	2	0	0	0	26	26.0
5. Samford	1	4	0	2	1	0	0	28	28.0
6. Appalachian State	1	3	2	3	0	0	1	29	29.0
7. Wofford	1	5	1	5	0	0	1	40	40.0
The Citadel	1	5	2	4	0	0	0	40	40.0
9. Western Carolina	1	6	1	6	0	0	0	45	45.0

PASS OFFENSE	G	Comp-Att-Int	Pct.	Yds	Avg/A	TD	Avg/G
1. Elon	1	26-37-0	70.3	389	10.5	5	389.0
2. Furman	1	24-30-1	80.0	285	9.5	3	285.0
3. Georgia Southern	1	30-43-1	69.8	259	6.0	2	259.0
4. Chattanooga	1	18-34-0	52.9	258	7.6	1	258.0
5. Samford	1	21-35-0	60.0	208	5.9	2	208.0
6. Appalachian State	1	14-25-1	56.0	144	5.8	0	144.0
7. The Citadel	1	22-39-3	56.4	123	3.2	0	123.0
8. Western Carolina	1	13-26-1	50.0	74	2.8	0	74.0
9. Wofford	1	4-11-0	36.4	34	3.1	0	34.0

TOTAL OFFENSE	G	Rush	Pass	Plays	Yards	Avg/P	TD	Avg/G
1. Elon	1	186	389	74	575	7.8	7	575.0
2. Furman	1	210	285	64	495	7.7	6	495.0
3. Chattanooga	1	74	258	58	332	5.7	4	332.0
4. Georgia Southern	1	58	259	64	317	5.0	2	317.0
5. Samford	1	78	208	65	286	4.4	2	286.0
6. Appalachian State	1	102	144	73	246	3.4	3	246.0
7. Wofford	1	177	34	61	211	3.5	1	211.0
8. The Citadel	1	30	123	59	153	2.6	0	153.0
9. Western Carolina	1	41	74	50	115	2.3	0	115.0

PASS DEFENSE	G	Comp-Att-Int	Pct.	Yds	Avg/A	TD	Avg/G
1. Elon	1	9-21-1	42.9	41	2.0	0	41.0
2. Georgia Southern	1	14-29-1	48.3	110	3.8	0	110.0
3. The Citadel	1	9-22-2	40.9	114	5.2	2	114.0
4. Appalachian State	1	12-27-2	44.4	131	4.9	1	131.0
5. Samford	1	13-24-1	54.2	157	6.5	1	157.0
6. Wofford	1	21-25-1	84.0	185	7.4	2	185.0
7. Western Carolina	1	13-25-0	52.0	187	7.5	1	187.0
8. Chattanooga	1	23-39-1	59.0	208	5.3	0	208.0
9. Furman	1	25-45-0	55.6	292	6.5	3	292.0

TOTAL DEFENSE	G	Rush	Pass	Plays	Yards	Avg/P	TD	Avg/G
1. Elon	1	63	41	55	104	1.9	0	104.0
2. Samford	1	125	157	65	282	4.3	3	282.0
3. Georgia Southern	1	209	110	78	319	4.1	3	319.0
4. Appalachian State	1	189	131	62	320	5.2	3	320.0
5. Wofford	1	174	185	57	359	6.3	5	359.0
6. The Citadel	1	261	114	66	375	5.7	4	375.0
7. Chattanooga	1	171	208	84	379	4.5	2	379.0
8. Furman	1	140	292	81	432	5.3	3	432.0
9. Western Carolina	1	433	187	95	620	6.5	6	620.0

PASS EFFICIENCY	G	Comp-Att-Int	Pct.	Yds	Avg/G	TD	Effic.
1. Elon	1	26-37-0	70.3	389	389.0	5	203.2
2. Furman	1	24-30-1	80.0	285	285.0	3	186.1
3. Georgia Southern	1	30-43-1	69.8	259	259.0	2	131.1
4. Samford	1	21-35-0	60.0	208	208.0	2	128.8
5. Chattanooga	1	18-34-0	52.9	258	258.0	1	126.4
6. Appalachian State	1	14-25-1	56.0	144	144.0	0	96.4
7. The Citadel	1	22-39-3	56.4	123	123.0	0	67.5
8. Western Carolina	1	13-26-1	50.0	74	74.0	0	66.2
9. Wofford	1	4-11-0	36.4	34	34.0	0	62.3

RUSHING OFFENSE	G	Att.	Yards	Avg/A	Long	TD	Avg/G
1. Furman	1	34	210	6.2	46	3	210.0
2. Elon	1	37	186	5.0	18	2	186.0
3. Wofford	1	50	177	3.5	44	1	177.0
4. Appalachian State	1	48	102	2.1	15	3	102.0
5. Samford	1	30	78	2.6	12	0	78.0
6. Chattanooga	1	24	74	3.1	22	3	74.0
7. Georgia Southern	1	21	58	2.8	22	0	58.0
8. Western Carolina	1	24	41	1.7	19	0	41.0
9. The Citadel	1	20	30	1.5	14	0	30.0

PASS DEFENSE EFFIC.	G	Comp-Att-Int	Pct.	Yds	Avg/G	TD	Effic.
1. Elon	1	9-21-1	42.9	41	41.0	0	49.7
2. Georgia Southern	1	14-29-1	48.3	110	110.0	0	73.2
3. Appalachian State	1	12-27-2	44.4	131	131.0	1	82.6
4. The Citadel	1	9-22-2	40.9	114	114.0	2	96.3
5. Chattanooga	1	23-39-1	59.0	208	208.0	0	98.6
6. Samford	1	13-24-1	54.2	157	157.0	1	114.5
7. Western Carolina	1	13-25-0	52.0	187	187.0	1	128.0
8. Furman	1	25-45-0	55.6	292	292.0	3	132.1
9. Wofford	1	21-25-1	84.0	185	185.0	2	164.6



2009 Southern Conference  
Team Statistics Through games of Sep 07, 2009



KICKOFF RETURNS	G	No.	Yards	TD	Long	Avg.
1. Appalachian State	1	5	117	0	30	23.4
2. Wofford	1	7	163	0	27	23.3
3. The Citadel	1	8	179	0	34	22.4
4. Elon	1	1	18	0	18	18.0
5. Samford	1	4	65	0	19	16.2
6. Western Carolina	1	7	113	0	23	16.1
7. Furman	1	4	62	0	27	15.5
8. Georgia Southern	1	6	80	0	26	13.3
9. Chattanooga	1	2	20	0	11	10.0

FIELD GOALS	G	Made	Att	Pct.
1. The Citadel	1	2	2	1.000
Furman	1	1	1	1.000
Samford	1	1	1	1.000
4. Georgia Southern	1	2	3	.667
5. Appalachian State	1	1	2	.500
6. Wofford	1	0	1	.000
Elon	1	0	0	.000
Western Carolina	1	0	0	.000
Chattanooga	1	0	1	.000

PUNT RETURN AVG	G	No.	Yards	TD	Long	Avg.
1. Appalachian State	1	2	43	0	24	21.5
2. Elon	1	6	79	1	54	13.2
3. Chattanooga	1	2	7	0	4	3.5
4. Georgia Southern	1	1	2	0	2	2.0
5. Western Carolina	1	2	2	0	1	1.0
6. Furman	1	1	0	0	0	0.0
Samford	1	0	0	0	0	0.0
Wofford	1	1	0	0	0	0.0
The Citadel	1	0	0	0	0	0.0

PAT KICKING	G	Made	Att	Pct.
1. Elon	1	8	8	1.000
Furman	1	6	6	1.000
Chattanooga	1	4	4	1.000
Georgia Southern	1	3	3	1.000
Samford	1	3	3	1.000
Appalachian State	1	3	3	1.000
Wofford	1	1	1	1.000
8. Western Carolina	1	0	0	.000
The Citadel	1	0	0	.000

INTERCEPTIONS	G	No.	Yards	TD	Long	Avg.
1. Appalachian State	1	2	29	0	16	14.5
2. The Citadel	1	2	20	0	18	10.0
3. Georgia Southern	1	1	15	1	15	15.0
4. Wofford	1	1	0	0	0	0.0
Elon	1	1	0	0	0	0.0
6. Chattanooga	1	1	18	0	18	18.0
7. Samford	1	1	41	1	41	41.0
8. Western Carolina	1	0	0	0	0	0.0
Furman	1	0	0	0	0	0.0

SACKS BY	G	No.	Yards	Avg/G
1. Elon	1	6	39	6.00
2. Chattanooga	1	3	7	3.00
3. Furman	1	2	14	2.00
Wofford	1	2	13	2.00
5. Western Carolina	1	1	6	1.00
The Citadel	1	1	3	1.00
Samford	1	1	7	1.00
8. Appalachian State	1	0	0	0.00
Georgia Southern	1	0	0	0.00

PUNTING	G	No.	Yards	Avg/P	Ret.	Avg/R	TB	Net/P
1. Georgia Southern	1	5	236	47.2	3	0.6	1	42.6
2. Elon	1	5	235	47.0	0	0.0	2	39.0
3. Furman	1	1	40	40.0	1	1.0	0	39.0
4. Western Carolina	1	10	395	39.5	9	0.9	0	38.6
5. Chattanooga	1	6	228	38.0	0	0.0	0	38.0
6. Appalachian State	1	5	169	33.8	30	6.0	0	27.8
7. Wofford	1	3	123	41.0	46	15.3	0	25.7
8. The Citadel	1	9	357	39.7	141	15.7	0	24.0
9. Samford	1	9	302	33.6	99	11.0	0	22.6

SACKS AGAINST	G	No.	Yards	Avg/G
1. Georgia Southern	1	0	0	0.00
2. Chattanooga	1	1	11	1.00
Furman	1	1	12	1.00
Samford	1	1	15	1.00
Elon	1	1	4	1.00
6. Wofford	1	2	15	2.00
The Citadel	1	2	14	2.00
8. Western Carolina	1	3	23	3.00
Appalachian State	1	3	17	3.00

KICKOFF COVERAGE	G	No.	Yards	Avg.	Ret.	TB	NetAvg
1. Appalachian State	1	6	388	64.7	103	1	44.2
2. Furman	1	8	463	57.9	122	0	42.6
3. Elon	1	8	461	57.6	126	0	41.9
4. The Citadel	1	2	114	57.0	36	0	39.0
5. Chattanooga	1	5	287	57.4	99	0	37.6
6. Wofford	1	3	173	57.7	64	0	36.3
7. Georgia Southern	1	6	357	59.5	140	0	36.2
8. Western Carolina	1	1	34	34.0	10	0	24.0
9. Samford	1	5	262	52.4	190	0	14.4

FIRST DOWNS	G	Rush	Pass	Pen	Total	Avg/G
1. Elon	1	11	17	0	28	28.0
Furman	1	10	15	3	28	28.0
3. Appalachian State	1	10	7	1	18	18.0
Georgia Southern	1	4	14	0	18	18.0
5. Samford	1	6	9	1	16	16.0
6. Chattanooga	1	6	7	2	15	15.0
7. Wofford	1	12	1	0	13	13.0
8. The Citadel	1	4	3	1	8	8.0
9. Western Carolina	1	2	2	0	4	4.0

2009 Southern Conference  
Team Statistics Through games of Sep 07, 2009



OPPONENT 1ST DOWNS	G	Rush	Pass	Pen	Total	Avg/G
1. Elon	1	4	2	1	7	7.0
2. Samford	1	6	8	0	14	14.0
3. Georgia Southern	1	13	4	1	18	18.0
Appalachian State	1	9	7	2	18	18.0
5. Wofford	1	10	10	2	22	22.0
The Citadel	1	15	7	0	22	22.0
Chattanooga	1	10	12	0	22	22.0
8. Furman	1	11	14	1	26	26.0
9. Western Carolina	1	23	10	0	33	33.0

PENALTIES	G	No.	Yards	Avg/G
1. Western Carolina	1	2	15	15.0
2. Samford	1	3	19	19.0
3. Furman	1	4	33	33.0
4. Elon	1	5	34	34.0
5. The Citadel	1	5	40	40.0
6. Georgia Southern	1	5	42	42.0
7. Chattanooga	1	6	50	50.0
8. Wofford	1	6	58	58.0
9. Appalachian State	1	6	62	62.0

3RD-DOWN CONVERSIONS	G	Conv.	Att.	Pct.
1. Furman	1	7	9	77.8
2. Elon	1	8	13	61.5
3. Georgia Southern	1	6	14	42.9
4. Chattanooga	1	4	11	36.4
5. Appalachian State	1	6	17	35.3
6. Samford	1	4	15	26.7
7. Wofford	1	3	13	23.1
8. The Citadel	1	2	16	12.5
9. Western Carolina	1	0	13	0.0

OPPONENT PENALTIES	G	No.	Yards	Avg/G
1. Appalachian State	1	9	109	109.0
2. Georgia Southern	1	9	69	69.0
3. Chattanooga	1	7	59	59.0
4. Samford	1	6	55	55.0
5. Furman	1	5	53	53.0
6. Wofford	1	6	45	45.0
7. The Citadel	1	4	31	31.0
8. Elon	1	3	25	25.0
9. Western Carolina	1	3	24	24.0

OPP 3RD-DN CONVERT	G	Conv.	Att.	Pct.
1. Elon	1	1	12	8.3
2. Chattanooga	1	5	17	29.4
3. The Citadel	1	4	12	33.3
4. Georgia Southern	1	7	18	38.9
5. Western Carolina	1	7	17	41.2
6. Appalachian State	1	6	14	42.9
7. Samford	1	7	16	43.8
8. Wofford	1	4	8	50.0
9. Furman	1	11	18	61.1

TIME OF POSSESSION	G	Total possession	Average/game
1. Appalachian State	1	33:39	33:39
2. Elon	1	31:40	31:40
3. Wofford	1	31:38	31:38
4. Samford	1	30:22	30:22
5. The Citadel	1	29:36	29:36
6. Furman	1	29:28	29:28
7. Georgia Southern	1	26:06	26:06
8. Western Carolina	1	25:16	25:16
9. Chattanooga	1	24:08	24:08

4TH-DOWN CONVERSIONS	G	Conv.	Att.	Pct.
1. The Citadel	1	1	1	100.0
2. Appalachian State	1	1	2	50.0
Wofford	1	3	6	50.0
4. Western Carolina	1	0	1	0.0
Samford	1	0	0	0.0
Furman	1	0	0	0.0
Georgia Southern	1	0	0	0.0
Chattanooga	1	0	0	0.0
Elon	1	0	0	0.0

TURNOVER MARGIN	Gained			Lost			Margin	Per/G	
	Fum	Int	Tot	Fum	Int	Tot			
1. Samford	1	1	1	2	0	0	0	+2	2.00
2. Georgia Southern	1	1	1	2	0	1	1	+1	1.00
Chattanooga	1	1	1	2	1	0	1	+1	1.00
Appalachian State	1	0	2	2	0	1	1	+1	1.00
5. Wofford	1	1	1	2	2	0	2	+0	0.00
The Citadel	1	2	2	4	1	3	4	+0	0.00
Elon	1	1	1	2	2	0	2	+0	0.00
8. Furman	1	1	0	1	1	1	2	-1	-1.00
9. Western Carolina	1	1	0	1	3	1	4	-3	-3.00

OPP 4TH-DN CONVERT	G	Conv.	Att.	Pct.
1. Elon	1	0	1	0.0
Appalachian State	1	0	0	0.0
Furman	1	0	3	0.0
Samford	1	0	0	0.0
5. Chattanooga	1	2	5	40.0
6. Georgia Southern	1	4	5	80.0
7. The Citadel	1	1	1	100.0
Wofford	1	1	1	100.0
Western Carolina	1	1	1	100.0

RED ZONE OFFENSE	G	Scores	Pct.	TDs	(R-P)	FGs	TurnO
1. Furman	1	7-7	100.0	6	3-3	1-1	0
Elon	1	4-4	100.0	4	2-2	0-0	0
Appalachian State	1	3-3	100.0	3	3-0	0-0	0
Georgia Southern	1	1-1	100.0	0	0-0	1-1	0
5. Chattanooga	1	3-4	75.0	3	3-0	0-1	0
6. Wofford	1	1-2	50.0	1	1-0	0-1	0
The Citadel	1	1-2	50.0	0	0-0	1-1	1
8. Western Carolina	1	0-0	0.0	0	0-0	0-0	0
Samford	1	0-0	0.0	0	0-0	0-0	0

2009 Southern Conference  
 Team Statistics Through games of Sep 07, 2009



RED ZONE DEFENSE	G	Scores	Pct.	TDs	(R-P)	FGs	TurnO
1. Chattanooga	1	0-0	0.0	0	0-0	0-0	0
Elon	1	0-1	0.0	0	0-0	0-0	1
3. Furman	1	1-3	33.3	1	0-1	0-1	0
4. Samford	1	3-6	50.0	3	2-1	0-2	1
5. Western Carolina	1	6-8	75.0	5	5-0	1-2	1
6. Wofford	1	5-6	83.3	4	3-1	1-1	1
7. Appalachian State	1	2-2	100.0	0	0-0	2-2	0
Georgia Southern	1	3-3	100.0	2	2-0	1-1	0
The Citadel	1	4-4	100.0	3	2-1	1-1	0

ON-SIDE KICKS BY	G	Recovered	Attempts	Success%
1. Elon	1	1	1	100.0
2. The Citadel	1	0	1	0.0
Samford	1	0	0	0.0
Wofford	1	0	0	0.0
Appalachian State	1	0	0	0.0
Georgia Southern	1	0	0	0.0
Western Carolina	1	0	0	0.0
Furman	1	0	0	0.0
Chattanooga	1	0	0	0.0

ON-SIDE KICKS AGAINST	G	Recovered	Attempts	Success%
1. Elon	1	0	0	0.0
The Citadel	1	0	0	0.0
Samford	1	0	0	0.0
Wofford	1	0	0	0.0
Appalachian State	1	0	0	0.0
Georgia Southern	1	0	0	0.0
Western Carolina	1	0	0	0.0
Furman	1	0	0	0.0
Chattanooga	1	0	0	0.0

**2009 Southern Conference  
Individual Statistics Through games of Sep 07, 2009**



RUSHING									
	Cl	G	Att.	Yds	Avg.	TD	Lg	Avg/G	
1. Eric Breitenstein-WOF	So	1	13	121	9.3	1	44	121.0	
2. Jamal Shuman-ELON	So	1	20	115	5.8	1	15	115.0	
3. Tersoo Uhaa-FUR	So	1	20	95	4.8	2	24	95.0	
4. Chris Evans-SAM	Jr	1	23	76	3.3	0	12	76.0	
5. A.J. Harris-ELON	So	1	13	66	5.1	0	18	66.0	
6. AWUAH, Chris-UTC	Fr	1	13	63	4.8	2	22	63.0	
7. Mitch Allen-WOF	So	1	17	54	3.2	0	12	54.0	
8. Adam Urbano-GSU	So	1	7	53	7.6	0	22	53.0	
9. Jordan Sorrells-FUR	Sr	1	4	51	12.8	1	46	51.0	
10. Michael Johnson-WCU	Fr	1	13	46	3.5	0	19	46.0	

TOTAL OFFENSE									
	Cl	G	Rush	Pass	Plays	Total	Yds/G		
1. Jordan Sorrells-FUR	Sr	1	51	285	34	336	336.0		
2. Scott Riddle-ELON	Jr	1	3	326	34	329	329.0		
3. Lee Chapple-GSU	So	1	-8	259	45	251	251.0		
4. COLEMAN, B.J.-UTC	So	1	-11	258	35	247	247.0		
5. Dustin Taliaferro-SAM	So	1	2	141	38	143	143.0		
6. Eric Breitenstein-WOF	So	1	121	0	13	121	121.0		
7. Jamal Shuman-ELON	So	1	115	0	20	115	115.0		
8. Bart Blanchard-CIT	Jr	1	-11	117	42	106	106.0		
9. DeAndre Presley-ASU	So	1	12	89	27	101	101.0		
10. Tersoo Uhaa-FUR	So	1	95	0	20	95	95.0		

PASSING AVG/GAME						
	Cl	G	Comp-Att-Int	Yds	TD	Avg/G
1. Scott Riddle-ELON	Jr	1	22-33-0	326	4	326.0
2. Jordan Sorrells-FUR	Sr	1	24-30-1	285	3	285.0
3. Lee Chapple-GSU	So	1	30-43-1	259	2	259.0
4. COLEMAN, B.J.-UTC	So	1	18-34-0	258	1	258.0
5. Dustin Taliaferro-SAM	So	1	20-34-0	141	1	141.0
6. Bart Blanchard-CIT	Jr	1	21-37-3	117	0	117.0
7. DeAndre Presley-ASU	So	1	7-15-1	89	0	89.0
8. Zack Jaynes-WCU	So	1	13-25-0	74	0	74.0
9. Richie Fordham-SAM	So	1	1-1-0	67	1	67.0
10. Thomas Wilson-ELON	Fr	1	4-4-0	63	1	63.0

SCORING									
	Cl	G	TD	FG	XPT	2XP	Pts	Pts/G	
1. J. Valentine-GSU	Fr	1	2	0	0	0	12	12.0	
Terrell Hudgins-ELON	Sr	1	2	0	0	0	12	12.0	
Riley Hawkins-SAM	So	1	2	0	0	0	12	12.0	
Tersoo Uhaa-FUR	So	1	2	0	0	0	12	12.0	
AWUAH, Chris-UTC	Fr	1	2	0	0	0	12	12.0	
6. Adrian Mora-GSU	So	1	0	2	3	0	9	9.0	
Matthew Cesari-FUR	Sr	1	0	1	6	0	9	9.0	
8. Adam Shreiner-ELON	Fr	1	0	0	8	0	8	8.0	
9. Adam Mims-FUR	Jr	1	1	0	0	0	6	6.0	
HUGHES, Garrett-UTC	Jr	1	1	0	0	0	6	6.0	

PASS EFFICIENCY						
	Cl	G	Comp-Att-Int	Yds	TD	Eff.
1. Richie Fordham-SAM	So	1	1-1-0	67	1	992.8
2. Thomas Wilson-ELON	Fr	1	4-4-0	63	1	314.8
3. Scott Riddle-ELON	Jr	1	22-33-0	326	4	189.6
4. Jordan Sorrells-FUR	Sr	1	24-30-1	285	3	186.1
5. Lee Chapple-GSU	So	1	30-43-1	259	2	131.1
6. Travaris Cadet-ASU	So	1	7-9-0	55	0	129.1
7. COLEMAN, B.J.-UTC	So	1	18-34-0	258	1	126.4
8. Dustin Taliaferro-SAM	So	1	20-34-0	141	1	103.4
9. DeAndre Presley-ASU	So	1	7-15-1	89	0	83.2
10. Stev Davitte-WOF	Sr	1	1-2-0	7	0	79.4

SCORING (TDs)									
	Cl	G	TD	Run	Pass	Ret	Pat	Pts	Avg/G
1. J. Valentine-GSU	Fr	1	2	0	2	0	0	12	12.0
AWUAH, Chris-UTC	Fr	1	2	2	0	0	0	12	12.0
Terrell Hudgins-ELON	Sr	1	2	0	2	0	0	12	12.0
Tersoo Uhaa-FUR	So	1	2	2	0	0	0	12	12.0
Riley Hawkins-SAM	So	1	2	0	2	0	0	12	12.0
6. Tyler Maples-FUR	So	1	1	0	1	0	0	6	6.0
Devon Moore-ASU	Jr	1	1	1	0	0	0	6	6.0
Scott Riddle-ELON	Jr	1	1	1	0	0	0	6	6.0
Jamal Shuman-ELON	So	1	1	1	0	0	0	6	6.0
Eric Breitenstein-WOF	So	1	1	1	0	0	0	6	6.0

RECEPTIONS/GAME									
	Cl	G	No.	Yds	TD	Lg	Yds/G	Rec/G	
1. Andre Roberts-CIT	Sr	1	10	30	0	6	30.0	10.0	
2. COOPER, Blue-UTC	Sr	1	8	127	0	39	127.0	8.0	
Adam Mims-FUR	Jr	1	8	96	1	18	96.0	8.0	
Adam Urbano-GSU	So	1	8	48	0	19	48.0	8.0	
5. Terrell Hudgins-ELON	Sr	1	7	156	2	55	156.0	7.0	
6. J. Valentine-GSU	Fr	1	6	79	2	36	79.0	6.0	
Garryon Taylor-GSU	Sr	1	6	55	0	15	55.0	6.0	
8. David Hendrix-FUR	So	1	5	99	0	43	99.0	5.0	
Lance Camp-ELON	Jr	1	5	55	0	18	55.0	5.0	
Jonathan Lowery-SAM	Sr	1	5	41	0	11	41.0	5.0	

SCORING (KICK)						
	Cl	G	PAT	FG	Pts	Avg/G
1. Adrian Mora-GSU	So	1	3-3	2-3	9	9.0
Matthew Cesari-FUR	Sr	1	6-6	1-1	9	9.0
3. Adam Shreiner-ELON	Fr	1	8-8	0-0	8	8.0
4. Cameron Yaw-SAM	Fr	1	3-3	1-1	6	6.0
Jason Vitaris-ASU	Jr	1	3-3	1-2	6	6.0
Sam Keeler-CIT	So	1	0-0	2-2	6	6.0
7. CAMAY, Craig-UTC	Sr	1	4-4	0-1	4	4.0
8. Chris Tommie-WOF	Sr	1	1-1	0-1	1	1.0

RECEIVE YDS/GAME								
	Cl	G	No.	Yds	TD	Lg	Avg/C	Yds/G
1. Terrell Hudgins-ELON	Sr	1	7	156	2	55	22.3	156.0
2. COOPER, Blue-UTC	Sr	1	8	127	0	39	15.9	127.0
3. Riley Hawkins-SAM	So	1	3	107	2	67	35.7	107.0
4. David Hendrix-FUR	So	1	5	99	0	43	19.8	99.0
5. Adam Mims-FUR	Jr	1	8	96	1	18	12.0	96.0
6. J. Valentine-GSU	Fr	1	6	79	2	36	13.2	79.0
7. HUGHES, Garrett-UTC	Jr	1	1	73	1	73	73.0	73.0
8. Lance Camp-ELON	Jr	1	5	55	0	18	11.0	55.0
Garryon Taylor-GSU	Sr	1	6	55	0	15	9.2	55.0
10. A.J. Harris-ELON	So	1	3	52	1	24	17.3	52.0

PUNT RETURN AVG							
	Cl	G	No.	Yds	TD	Long	Avg/G
1. Travaris Cadet-ASU	So	1	2	43	0	24	21.5
2. Lance Camp-ELON	Jr	1	6	79	1	54	13.2
3. SUTHERLAND, Brian-UTC	Fr	1	2	7	0	4	3.5
4. Josh Cockrell-WCU	So	1	2	2	0	1	1.0

KICK RETURN AVG							
	Cl	G	No.	Yds	TD	Long	Avg/G
1. Mike Rucker-WOF	Jr	1	3	78	0	27	26.0
2. Adam Mims-FUR	Jr	1	2	51	0	27	25.5
3. Kevin Hardy-CIT	So	1	6	146	0	34	24.3
4. CoCo Hillary-ASU	Jr	1	3	71	0	30	23.7
5. B.J. Frazier-ASU	Jr	1	2	46	0	27	23.0
6. Stephon Shelton-WOF	Fr	1	3	64	0	24	21.3
7. Luke Caldwell-CIT	So	1	2	33	0	22	16.5
8. George Richardson-WCU	Fr	1	6	98	0	23	16.3
9. Riley Hawkins-SAM	So	1	2	32	0	18	16.0
10. Ronnie Wiggins-GSU	Sr	1	4	53	0	26	13.2

2009 Southern Conference  
Individual Statistics Through games of Sep 07, 2009



<b>ALL PURPOSE</b>		Cl	G	Rush	Rcv	PR	KR	Yds	Avg/G
1.	Kevin Hardy-CIT	So	1	0	32	0	146	178	178.0
2.	Jamal Shuman-ELON	So	1	115	32	0	18	165	165.0
3.	Terrell Hudgins-ELON	Sr	1	0	156	0	0	156	156.0
4.	Adam Mims-FUR	Jr	1	0	96	0	51	147	147.0
5.	Riley Hawkins-SAM	So	1	0	107	0	32	139	139.0
6.	Lance Camp-ELON	Jr	1	0	55	79	0	134	134.0
7.	COOPER, Blue-UTC	Sr	1	0	127	0	0	127	127.0
8.	Eric Breitenstein-WOF	So	1	121	0	0	0	121	121.0
9.	A.J. Harris-ELON	So	1	66	52	0	0	118	118.0
10.	Adam Urbano-GSU	So	1	53	48	0	0	101	101.0

<b>PUNTING</b>		Cl	G	No.	Yds	Lg	I20	50+	TB	Avg.
1.	Scott Riddle-ELON	Jr	1	3	142	50	1	1	2	47.3
2.	Charlie Edwards-GSU	So	1	5	236	64	1	2	1	47.2
3.	Andy Leffler-ELON	So	1	2	93	53	1	1	0	46.5
4.	Chris Tommie-WOF	Sr	1	3	123	56	0	1	0	41.0
5.	Cass Couey-CIT	Fr	1	9	357	55	2	1	0	39.7
6.	Blake Cain-WCU	So	1	10	395	46	3	0	0	39.5
7.	HAMMONS, Mike-UTC	So	1	6	228	51	2	1	0	38.0
8.	Sam Martin-ASU	Fr	1	5	169	48	0	0	0	33.8
9.	Bob Hooper-SAM	Jr	1	9	302	43	2	0	0	33.6

<b>FIELD GOALS</b>		Cl	G	Made	Att.	Long	Pct.	FG/G
1.	Sam Keeler-CIT	So	1	2	2	42	100.0	2.00
	Adrian Mora-GSU	So	1	2	3	44	66.7	2.00
3.	Matthew Cesari-FUR	Sr	1	1	1	37	100.0	1.00
	Cameron Yaw-SAM	Fr	1	1	1	41	100.0	1.00
	Jason Vitaris-ASU	Jr	1	1	2	43	50.0	1.00

<b>FIELD GOAL PCT</b>		Cl	G	Made	Att.	Long	Pct.
1.	Sam Keeler-CIT	So	1	2	2	42	100.0
2.	Adrian Mora-GSU	So	1	2	3	44	66.7
3.	Jason Vitaris-ASU	Jr	1	1	2	43	50.0

<b>PAT KICKING PCT</b>		Cl	G	Made	Att.	Pct.
1.	Adam Shreiner-ELON	Fr	1	8	8	100.0
	Matthew Cesari-FUR	Sr	1	6	6	100.0
	CAMAY, Craig-UTC	Sr	1	4	4	100.0
	Adrian Mora-GSU	So	1	3	3	100.0
	Jason Vitaris-ASU	Jr	1	3	3	100.0
	Cameron Yaw-SAM	Fr	1	3	3	100.0

2009 Southern Conference  
Individual Statistics Through games of Sep 07, 2009



TACKLES (All positions)		Cl	G	Pos	Solo	Ast	Total	Avg/G
1.	THORNTON, Joseph-UTC	Sr	1		8	9	17	17.0
2.	Dion DuBose-GSU	So	1	LB	5	10	15	15.0
3.	Bryce Smith-SAM	Sr	1	LB	10	3	13	13.0
	D.J. Smith-ASU	Jr	1	LB	2	11	13	13.0
5.	Chris Wiley-FUR	So	1	LB	5	7	12	12.0
6.	Chris Collins-WCU	Sr	1	DB	7	4	11	11.0
	Jacque Roman-ASU	Sr	1	LB	0	11	11	11.0
	Mike Niam-WOF	So	1	LB	4	7	11	11.0
	Mitchell Bell-WCU	Jr	1	DB	7	4	11	11.0
10.	Kadarron Anderson-FUR	So	1	LB	3	7	10	10.0
	Ricky Schwarz-WCU	So	1	LB	4	6	10	10.0
12.	NORFLEET, Jaron-UTC	Jr	1		5	4	9	9.0
	Adrian McLeod-WCU	Sr	1	LB	4	5	9	9.0
	SMIELSKY, Steven-UTC	Sr	1		5	4	9	9.0
	FAATILIGA, Doug-UTC	Sr	1		6	3	9	9.0
	K.R. Snipes-GSU	So	1	DB	4	5	9	9.0
17.	Cortez Gilbert-ASU	Sr	1	DB	2	6	8	8.0
	Abram Scott-WCU	Jr	1	DB	5	3	8	8.0
	Max Lerner-FUR	Jr	1		4	4	8	8.0
20.	Julian Hicks-FUR	Sr	1		3	4	7	7.0
	Darius Eubanks-GSU	Fr	1	DB	2	5	7	7.0
	Joseph Boateng-CIT	Fr	1	DB	5	2	7	7.0
	Harland Bower-GSU	Sr	1	DL	5	2	7	7.0
	Jeremy Buncum-CIT	So	1	LB	5	2	7	7.0
	Nathan Wade-FUR	Fr	1		4	3	7	7.0
	CONSIGLIO, Ryan-UTC	Fr	1		4	3	7	7.0
	Jordan Griffin-FUR	So	1	CB	4	3	7	7.0
	Tommy Irvin-WOF	Jr	1	DB	4	3	7	7.0
	Ronnie Wiggins-GSU	Sr	1	DB	5	2	7	7.0
	TIPPIT, Jordan-UTC	So	1		5	2	7	7.0
	Andy Davis-SAM	Jr	1	DB	3	4	7	7.0
32.	Ryan Steed-FUR	So	1	CB	4	2	6	6.0
	Laron Scott-GSU	So	1	DB	4	2	6	6.0
	Dale Riley-ELON	Fr	1	LB	4	2	6	6.0
	Ed Gainey-ASU	So	1	DB	5	1	6	6.0
	Brandon Ward-ELON	Jr	1	DL	3	3	6	6.0
	Brent Russell-GSU	Fr	1	DL	1	5	6	6.0
	Derek Heyden-GSU	So	1	DB	2	4	6	6.0
	Brandon Wiggins-ELON	Jr	1	LB	3	3	6	6.0
	Matt Solomon-FUR	Fr	1	LB	4	2	6	6.0
	Joshua Jones-ELON	So	1	LB	2	4	6	6.0
	Mychael Johnson-WOF	Sr	1	DB	3	3	6	6.0
	C.J. Brown-SAM	Sr	1	LB	6	0	6	6.0
	Jordan Williams-WCU	Fr	1	LB	3	3	6	6.0
45.	Demontrelle Smith-CIT	So	1	DB	3	2	5	5.0
	Antoine George-WCU	Sr	1	DB	4	1	5	5.0
	Jonte Bumpus-WCU	So	1	DL	2	3	5	5.0
	Jared Reine-ASU	Jr	1	DB	1	4	5	5.0
	Gene Singletary-WCU	Sr	1	DL	2	3	5	5.0
	Justin Lloyd-ASU	Fr	1	LB	0	5	5	5.0

SACKS		Cl	G	Pos	Solo	Ast	Total	Avg/G
1.	Andre Campbell-ELON	Sr	1	DL	1	1	1.5	1.50
2.	SeQuan Stanley-WOF	Fr	1	LB	1	0	1.0	1.00
	Chris Wiley-FUR	So	1	LB	1	0	1.0	1.00
	Brandon Ward-ELON	Jr	1	DL	1	0	1.0	1.00
	Jason Gaines-SAM	Jr	1	DL	1	0	1.0	1.00
	Jordan Daniel-ELON	Sr	1	DL	0	2	1.0	1.00
	Harland Bower-GSU	Sr	1	DL	1	0	1.0	1.00
	Quincy Marshall-WCU	Sr	1	DL	1	0	1.0	1.00
	Olufemi Lamikanra-ELON	Fr	1	DL	0	2	1.0	1.00
	WILLIAMS, Joshua-UTC	Fr	1		1	0	1.0	1.00
	Ricco Braxton-WOF	Fr	1	LB	1	0	1.0	1.00
	Dewitt Jones-CIT	Sr	1	DL	1	0	1.0	1.00
	BEARD, Josh-UTC	Sr	1		1	0	1.0	1.00
	TIPPIT, Jordan-UTC	So	1		1	0	1.0	1.00
15.	Joshua Jones-ELON	So	1	LB	0	1	0.5	0.50
	Bryan Poole-FUR	So	1	DT	0	1	0.5	0.50
	Neal Rodgers-FUR	Fr	1		0	1	0.5	0.50
	David Hunt-ELON	Jr	1	DL	0	1	0.5	0.50
	Jordan Gibson-ELON	Jr	1	DL	0	1	0.5	0.50

TACKLES FOR LOSS		Cl	G	Pos	Solo	Ast	Total	Avg/G
1.	Bryce Smith-SAM	Sr	1	LB	3	0	3.0	3.00
	Brandon Ward-ELON	Jr	1	DL	2	2	3.0	3.00
3.	Harland Bower-GSU	Sr	1	DL	2	1	2.5	2.50
4.	Jordan Daniel-ELON	Sr	1	DL	1	2	2.0	2.00
	Chris Wiley-FUR	So	1	LB	2	0	2.0	2.00
	Gene Singletary-WCU	Sr	1	DL	2	0	2.0	2.00
7.	Ameet Pall-WOF	So	1	DL	1	1	1.5	1.50
	THORNTON, Joseph-UTC	Sr	1		1	1	1.5	1.50
	NORFLEET, Jaron-UTC	Jr	1		1	1	1.5	1.50
	D.J. Smith-ASU	Jr	1	LB	0	3	1.5	1.50
	Andre Campbell-ELON	Sr	1	DL	1	1	1.5	1.50
12.	Jason Gaines-SAM	Jr	1	DL	1	0	1.0	1.00
	K.R. Snipes-GSU	So	1	DB	0	2	1.0	1.00
	Neil Harrell-GSU	Jr	1	DL	1	0	1.0	1.00
	Dewitt Jones-CIT	Sr	1	DL	1	0	1.0	1.00
	WILLIAMS, Joshua-UTC	Fr	1		1	0	1.0	1.00
	Ryan Steed-FUR	So	1	CB	1	0	1.0	1.00
	FAATILIGA, Doug-UTC	Sr	1		1	0	1.0	1.00
	Ricco Braxton-WOF	Fr	1	LB	1	0	1.0	1.00
	SMIELSKY, Steven-UTC	Sr	1		1	0	1.0	1.00

PASSES DEFENDED		Cl	G	BrUp	Int.	Total	Avg/G
1.	Chris Wiley-FUR	So	1	2	0	2	2.00
	SKRINE, Buster-UTC	Jr	1	1	1	2	2.00
	Jordan Griffin-FUR	So	1	2	0	2	2.00
	Laron Scott-GSU	So	1	1	1	2	2.00
	THORNTON, Joseph-UTC	Sr	1	2	0	2	2.00
6.	Ed Gainey-ASU	So	1	1	0	1	1.00
	Derek Heyden-GSU	So	1	1	0	1	1.00
	Tony Robertson-ASU	Jr	1	1	0	1	1.00
	Jamael Lett-SAM	Jr	1	1	0	1	1.00
	Mitch McGrath-FUR	Fr	1	1	0	1	1.00
	Dustin Gourdin-FUR	Jr	1	1	0	1	1.00
	Chris Collins-WCU	Sr	1	1	0	1	1.00
	SMIELSKY, Steven-UTC	Sr	1	1	0	1	1.00
	LEWIS-HARRIS, Chris-UTC	So	1	1	0	1	1.00
	Kadarron Anderson-FUR	So	1	1	0	1	1.00
	Darius Eubanks-GSU	Fr	1	1	0	1	1.00
	Cortez Allen-CIT	Jr	1	1	0	1	1.00
	Sterling Johnson-FUR	So	1	1	0	1	1.00
	Lanston Tanyi-ASU	So	1	1	0	1	1.00
	Darrell Pasco-GSU	Sr	1	1	0	1	1.00

2009 Southern Conference  
Individual Statistics Through games of Sep 07, 2009



INTERCEPTIONS							
	Cl	G	No.	Yds	TD	Long	Avg/G
1. Joseph Boateng-CIT	Fr	1	2	20	0	18	2.00
2. Ryan Anderson-SAM	Sr	1	1	41	1	41	1.00
SKRINE, Buster-UTC	Jr	1	1	18	0	18	1.00
Cortez Gilbert-ASU	Sr	1	1	16	0	16	1.00
Laron Scott-GSU	So	1	1	15	1	15	1.00
Jared Reine-ASU	Jr	1	1	13	0	13	1.00
Cameron McGlenn-ELON	Sr	1	1	0	0	0	1.00
Tommy Irvin-WOF	Jr	1	1	0	0	0	1.00

FUMBLES FORCED				
	Cl	G	No.	Avg/G
1. Chris Collins-WCU	Sr	1	1	1.00
Chris Wiley-FUR	So	1	1	1.00
Ronnie Wiggins-GSU	Sr	1	1	1.00
C.J. Brown-SAM	Sr	1	1	1.00
Mike Niam-WOF	So	1	1	1.00

FUMBLES RECOVERED				
	Cl	G	No.	Avg/G
1. Charles Johnson-WCU	Jr	1	1	1.00
BEARD, Josh-UTC	Sr	1	1	1.00
Tyler Starnes-CIT	Jr	1	1	1.00
Kadarron Anderson-FUR	So	1	1	1.00
DeAndre Smith-CIT	So	1	1	1.00
Tommy Irvin-WOF	Jr	1	1	1.00
Darrell Pasco-GSU	Sr	1	1	1.00
Ty Levie-SAM	Sr	1	1	1.00

**2009 Southern Conference  
Conference Team Game Highs Through games of Sep 07, 2009**



**TEAM HIGHS (highest totals made by)**

Points	56	Elon vs DAVIDSON (Sep 05, 2009)
	45	Furman vs PRESBYTERIAN (Sep 05, 2009)
Points scored kicking	9	Furman vs PRESBYTERIAN (Sep 05, 2009) [1fg,6pat]
	9	Georgia Southern vs ALBANY (Sep 05, 2009) [2fg,3pat]
Touchdowns	8	Elon vs DAVIDSON (Sep 05, 2009)
	6	Furman vs PRESBYTERIAN (Sep 05, 2009)
Total offense yards	575	Elon vs DAVIDSON (Sep 05, 2009) [186r,389p]
	495	Furman vs PRESBYTERIAN (Sep 05, 2009) [210r,285p]
Total offense plays	74	Elon vs DAVIDSON (Sep 05, 2009) [37r,37p]
	73	Appalachian State at East Carolina (Sep 05, 2009) [48r,25p]
Total offense yards/play	7.8	Elon vs DAVIDSON (Sep 05, 2009) [74-575]
	7.7	Furman vs PRESBYTERIAN (Sep 05, 2009) [64-495]
Rushing yards	210	Furman vs PRESBYTERIAN (Sep 05, 2009)
	186	Elon vs DAVIDSON (Sep 05, 2009)
Rushing attempts	50	Wofford at USF (Sept 5, 2009)
	48	Appalachian State at East Carolina (Sep 05, 2009)
Yards per rush	6.2	Furman vs PRESBYTERIAN (Sep 05, 2009) [34-210]
	5.0	Elon vs DAVIDSON (Sep 05, 2009) [37-186]
Rushing TDs	3	Chattanooga vs GLENVILLE STATE (Sep 03, 2009)
	3	Appalachian State at East Carolina (Sep 05, 2009)
	3	Furman vs PRESBYTERIAN (Sep 05, 2009)
Longest rush	46	Furman vs PRESBYTERIAN (Sep 05, 2009)
	44	Wofford at USF (Sept 5, 2009)
Passing yards	389	Elon vs DAVIDSON (Sep 05, 2009)
	285	Furman vs PRESBYTERIAN (Sep 05, 2009)
Passing attempts	43	Georgia Southern vs ALBANY (Sep 05, 2009)
	39	The Citadel at North Carolina (Sep 05, 2009)
Passing TDs	5	Elon vs DAVIDSON (Sep 05, 2009)
	3	Furman vs PRESBYTERIAN (Sep 05, 2009)
Longest pass	73	Chattanooga vs GLENVILLE STATE (Sep 03, 2009)
	67	Samford at UCF (Sep 05, 2009)
Passes completed	30	Georgia Southern vs ALBANY (Sep 05, 2009)
	26	Elon vs DAVIDSON (Sep 05, 2009)
Had intercepted	3	The Citadel at North Carolina (Sep 05, 2009)
	1	Appalachian State at East Carolina (Sep 05, 2009)
	1	Furman vs PRESBYTERIAN (Sep 05, 2009)
	1	Georgia Southern vs ALBANY (Sep 05, 2009)
	1	Western Carolina at Vanderbilt (09/05/2009)
Pass completion pct	80.0	Furman vs PRESBYTERIAN (Sep 05, 2009) [24-30]
	70.3	Elon vs DAVIDSON (Sep 05, 2009) [26-37]
Passing yards/attempt	10.5	Elon vs DAVIDSON (Sep 05, 2009) [37-389]
	9.5	Furman vs PRESBYTERIAN (Sep 05, 2009) [30-285]
Yards per catch	15.0	Elon vs DAVIDSON (Sep 05, 2009) [26-389]
	14.3	Chattanooga vs GLENVILLE STATE (Sep 03, 2009) [18-258]
Field goal attempts	3	Georgia Southern vs ALBANY (Sep 05, 2009)
	2	Appalachian State at East Carolina (Sep 05, 2009)
	2	The Citadel at North Carolina (Sep 05, 2009)
Field goals made	2	Georgia Southern vs ALBANY (Sep 05, 2009)
	2	The Citadel at North Carolina (Sep 05, 2009)
Longest field goal	44	Georgia Southern vs ALBANY (Sep 05, 2009)
	43	Appalachian State at East Carolina (Sep 05, 2009)
Field goal pct	100.0	The Citadel at North Carolina (Sep 05, 2009) [2-2]
	66.7	Georgia Southern vs ALBANY (Sep 05, 2009) [2-3]
PAT kicks attempted	8	Elon vs DAVIDSON (Sep 05, 2009)
	6	Furman vs PRESBYTERIAN (Sep 05, 2009)



**2009 Southern Conference  
Team Game Highs Through games of Sep 07, 2009**



PAT kicks made	8	Elon vs DAVIDSON (Sep 05, 2009)
	6	Furman vs PRESBYTERIAN (Sep 05, 2009)
PAT kicks pct	100.0	Elon vs DAVIDSON (Sep 05, 2009) [8-8]
	100.0	Furman vs PRESBYTERIAN (Sep 05, 2009) [6-6]
	100.0	Chattanooga vs GLENNVILLE STATE (Sep 03, 2009) [4-4]
	100.0	Appalachian State at East Carolina (Sep 05, 2009) [3-3]
	100.0	Georgia Southern vs ALBANY (Sep 05, 2009) [3-3]
Punts	10	Samford at UCF (Sep 05, 2009) [3-3]
	10	Western Carolina at Vanderbilt (09/05/2009)
	9	The Citadel at North Carolina (Sep 05, 2009)
	9	Samford at UCF (Sep 05, 2009)
Longest punt	64	Georgia Southern vs ALBANY (Sep 05, 2009)
	56	Wofford at USF (Sept 5, 2009)
Yards punted	395	Western Carolina at Vanderbilt (09/05/2009) [10-395]
	357	The Citadel at North Carolina (Sep 05, 2009) [9-357]
Punting avg	47.2	Georgia Southern vs ALBANY (Sep 05, 2009) [5-236]
	47.0	Elon vs DAVIDSON (Sep 05, 2009) [5-235]
Punt returns	6	Elon vs DAVIDSON (Sep 05, 2009)
	2	Chattanooga vs GLENNVILLE STATE (Sep 03, 2009)
	2	Appalachian State at East Carolina (Sep 05, 2009)
	2	Western Carolina at Vanderbilt (09/05/2009)
Punt return yards	79	Elon vs DAVIDSON (Sep 05, 2009)
	43	Appalachian State at East Carolina (Sep 05, 2009)
Punt return avg	21.5	Appalachian State at East Carolina (Sep 05, 2009) [2-43]
	13.2	Elon vs DAVIDSON (Sep 05, 2009) [6-79]
Punt return TDs	1	Elon vs DAVIDSON (Sep 05, 2009)
Longest punt return	54	Elon vs DAVIDSON (Sep 05, 2009)
	24	Appalachian State at East Carolina (Sep 05, 2009)
Kick returns	8	The Citadel at North Carolina (Sep 05, 2009)
	7	Wofford at USF (Sept 5, 2009)
	7	Western Carolina at Vanderbilt (09/05/2009)
Kick return yards	179	The Citadel at North Carolina (Sep 05, 2009)
	163	Wofford at USF (Sept 5, 2009)
Kick return avg	23.4	Appalachian State at East Carolina (Sep 05, 2009) [5-117]
	23.3	Wofford at USF (Sept 5, 2009) [7-163]
Longest kick return	34	The Citadel at North Carolina (Sep 05, 2009)
	30	Appalachian State at East Carolina (Sep 05, 2009)
Interceptions	2	Appalachian State at East Carolina (Sep 05, 2009)
	2	The Citadel at North Carolina (Sep 05, 2009)
Interception return yds	41	Samford at UCF (Sep 05, 2009)
	29	Appalachian State at East Carolina (Sep 05, 2009)
Interception return avg	14.5	Appalachian State at East Carolina (Sep 05, 2009) [2-29]
	10.0	The Citadel at North Carolina (Sep 05, 2009) [2-20]
Longest interception rtn	41	Samford at UCF (Sep 05, 2009)
	18	Chattanooga vs GLENNVILLE STATE (Sep 03, 2009)
	18	The Citadel at North Carolina (Sep 05, 2009)
Interception return TDs	1	Georgia Southern vs ALBANY (Sep 05, 2009)
	1	Samford at UCF (Sep 05, 2009)
Fumbles lost	3	Western Carolina at Vanderbilt (09/05/2009)
	2	Elon vs DAVIDSON (Sep 05, 2009)
	2	Wofford at USF (Sept 5, 2009)
Fumbles recovered	2	The Citadel at North Carolina (Sep 05, 2009)
	1	Chattanooga vs GLENNVILLE STATE (Sep 03, 2009)
	1	Elon vs DAVIDSON (Sep 05, 2009)
	1	Furman vs PRESBYTERIAN (Sep 05, 2009)
	1	Georgia Southern vs ALBANY (Sep 05, 2009)

**2009 Southern Conference  
Team Game Highs Through games of Sep 07, 2009**



	1	Wofford at USF (Sept 5, 2009)
	1	Western Carolina at Vanderbilt (09/05/2009)
	1	Samford at UCF (Sep 05, 2009)
Sacked by opp	3	Appalachian State at East Carolina (Sep 05, 2009)
	3	Western Carolina at Vanderbilt (09/05/2009)
QB sacks	6	Elon vs DAVIDSON (Sep 05, 2009)
	3	Chattanooga vs GLENNVILLE STATE (Sep 03, 2009)
Turnovers committed	4	The Citadel at North Carolina (Sep 05, 2009)
	4	Western Carolina at Vanderbilt (09/05/2009)
Turnovers caused	4	The Citadel at North Carolina (Sep 05, 2009)
	2	Chattanooga vs GLENNVILLE STATE (Sep 03, 2009)
	2	Appalachian State at East Carolina (Sep 05, 2009)
	2	Elon vs DAVIDSON (Sep 05, 2009)
	2	Georgia Southern vs ALBANY (Sep 05, 2009)
	2	Wofford at USF (Sept 5, 2009)
	2	Samford at UCF (Sep 05, 2009)
Kicks blocked	1	Chattanooga vs GLENNVILLE STATE (Sep 03, 2009)
	1	Georgia Southern vs ALBANY (Sep 05, 2009)
	1	Samford at UCF (Sep 05, 2009)
First downs	28	Elon vs DAVIDSON (Sep 05, 2009)
	28	Furman vs PRESBYTERIAN (Sep 05, 2009)
1st downs rushing	12	Wofford at USF (Sept 5, 2009)
	11	Elon vs DAVIDSON (Sep 05, 2009)
1st downs passing	17	Elon vs DAVIDSON (Sep 05, 2009)
	15	Furman vs PRESBYTERIAN (Sep 05, 2009)
1st downs by penalty	3	Furman vs PRESBYTERIAN (Sep 05, 2009)
	2	Chattanooga vs GLENNVILLE STATE (Sep 03, 2009)
Penalties	6	Chattanooga vs GLENNVILLE STATE (Sep 03, 2009)
	6	Appalachian State at East Carolina (Sep 05, 2009)
	6	Wofford at USF (Sept 5, 2009)
Penalties yards	62	Appalachian State at East Carolina (Sep 05, 2009)
	58	Wofford at USF (Sept 5, 2009)

**2009 Southern Conference  
Conference Individual Game Highs Through games of Sep 07, 2009**



**INDIVIDUAL PLAYER GAME HIGHS**

Points scored	12	AWUAH, Chris (Chattanooga) vs GLENVILLE STATE (Sep 03, 2009)
	12	Terrell Hudgins (Elon) vs DAVIDSON (Sep 05, 2009)
	12	Tersoo Uhaa (Furman) vs PRESBYTERIAN (Sep 05, 2009)
	12	J. Valentine (Georgia Southern) vs ALBANY (Sep 05, 2009)
	12	Riley Hawkins (Samford) at UCF (Sep 05, 2009)
Touchdowns	2	AWUAH, Chris (Chattanooga) vs GLENVILLE STATE (Sep 03, 2009)
	2	Terrell Hudgins (Elon) vs DAVIDSON (Sep 05, 2009)
	2	Tersoo Uhaa (Furman) vs PRESBYTERIAN (Sep 05, 2009)
	2	J. Valentine (Georgia Southern) vs ALBANY (Sep 05, 2009)
	2	Riley Hawkins (Samford) at UCF (Sep 05, 2009)
TD responsibility	5	Scott Riddle (Elon) vs DAVIDSON (Sep 05, 2009) [1r,4p]
	4	Jordan Sorrells (Furman) vs PRESBYTERIAN (Sep 05, 2009) [1r,3p]
Points scored kicking	9	Matthew Cesari (Furman) vs PRESBYTERIAN (Sep 05, 2009) [1fg,6pat]
	9	Adrian Mora (Georgia Southern) vs ALBANY (Sep 05, 2009) [2fg,3pat]
Total offense yards	336	Jordan Sorrells (Furman) vs PRESBYTERIAN (Sep 05, 2009) [51r,285p]
	329	Scott Riddle (Elon) vs DAVIDSON (Sep 05, 2009) [3r,326p]
Total offense plays	45	Lee Chapple (Georgia Southern) vs ALBANY (Sep 05, 2009) [2r,43p]
	42	Bart Blanchard (The Citadel) at North Carolina (Sep 05, 2009) [5r,37p]
Total offense yards/play	14.3	Jerry Williams (Furman) vs PRESBYTERIAN (Sep 05, 2009) [3-43]
	9.9	Jordan Sorrells (Furman) vs PRESBYTERIAN (Sep 05, 2009) [34-336]
Rushing yards	121	Eric Breitenstein (Wofford) at USF (Sept 5, 2009)
	115	Jamal Shuman (Elon) vs DAVIDSON (Sep 05, 2009)
Rushing attempts	23	Chris Evans (Samford) at UCF (Sep 05, 2009)
	20	Jamal Shuman (Elon) vs DAVIDSON (Sep 05, 2009)
	20	Tersoo Uhaa (Furman) vs PRESBYTERIAN (Sep 05, 2009)
Yards per rush	14.3	Jerry Williams (Furman) vs PRESBYTERIAN (Sep 05, 2009) [3-43]
	12.8	Jordan Sorrells (Furman) vs PRESBYTERIAN (Sep 05, 2009) [4-51]
Rushing TDs	2	AWUAH, Chris (Chattanooga) vs GLENVILLE STATE (Sep 03, 2009)
	2	Tersoo Uhaa (Furman) vs PRESBYTERIAN (Sep 05, 2009)
Longest rush	46	Jordan Sorrells (Furman) vs PRESBYTERIAN (Sep 05, 2009)
	44	Eric Breitenstein (Wofford) at USF (Sept 5, 2009)
Passing yards	326	Scott Riddle (Elon) vs DAVIDSON (Sep 05, 2009)
	285	Jordan Sorrells (Furman) vs PRESBYTERIAN (Sep 05, 2009)
Passing attempts	43	Lee Chapple (Georgia Southern) vs ALBANY (Sep 05, 2009)
	37	Bart Blanchard (The Citadel) at North Carolina (Sep 05, 2009)
Passing TDs	4	Scott Riddle (Elon) vs DAVIDSON (Sep 05, 2009)
	3	Jordan Sorrells (Furman) vs PRESBYTERIAN (Sep 05, 2009)
Longest pass	73	COLEMAN, B.J. (Chattanooga) vs GLENVILLE STATE (Sep 03, 2009)
	67	Richie Fordham (Samford) at UCF (Sep 05, 2009)
Passes completed	30	Lee Chapple (Georgia Southern) vs ALBANY (Sep 05, 2009)
	24	Jordan Sorrells (Furman) vs PRESBYTERIAN (Sep 05, 2009)
Had intercepted	3	Bart Blanchard (The Citadel) at North Carolina (Sep 05, 2009)
	1	DeAndre Presley (Appalachian State) at East Carolina (Sep 05, 2009)
	1	Jordan Sorrells (Furman) vs PRESBYTERIAN (Sep 05, 2009)
	1	Lee Chapple (Georgia Southern) vs ALBANY (Sep 05, 2009)
	1	Jonathan Efird (Western Carolina) at Vanderbilt (09/05/2009)
Pass completion pct	100.0	Thomas Wilson (Elon) vs DAVIDSON (Sep 05, 2009) [4-4]
	80.0	Jordan Sorrells (Furman) vs PRESBYTERIAN (Sep 05, 2009) [24-30]
Pass yards/attempt	15.8	Thomas Wilson (Elon) vs DAVIDSON (Sep 05, 2009) [4-63]
	9.9	Scott Riddle (Elon) vs DAVIDSON (Sep 05, 2009) [33-326]
Pass yards/catch	15.8	Thomas Wilson (Elon) vs DAVIDSON (Sep 05, 2009) [4-63]
	14.8	Scott Riddle (Elon) vs DAVIDSON (Sep 05, 2009) [22-326]
Receiving yards	156	Terrell Hudgins (Elon) vs DAVIDSON (Sep 05, 2009)
	127	COOPER, Blue (Chattanooga) vs GLENVILLE STATE (Sep 03, 2009)

**2009 Southern Conference  
Individual Game Highs Through games of Sep 07, 2009**



Receptions	10	Andre Roberts (The Citadel) at North Carolina (Sep 05, 2009)
	8	COOPER, Blue (Chattanooga) vs GLENVILLE STATE (Sep 03, 2009)
	8	Adam Mims (Furman) vs PRESBYTERIAN (Sep 05, 2009)
	8	Adam Urbano (Georgia Southern) vs ALBANY (Sep 05, 2009)
Yards per catch	35.7	Riley Hawkins (Samford) at UCF (Sep 05, 2009) [3-107]
	22.3	Terrell Hudgins (Elon) vs DAVIDSON (Sep 05, 2009) [7-156]
Receiving TDs	2	Terrell Hudgins (Elon) vs DAVIDSON (Sep 05, 2009)
	2	J. Valentine (Georgia Southern) vs ALBANY (Sep 05, 2009)
	2	Riley Hawkins (Samford) at UCF (Sep 05, 2009)
Longest reception	73	HUGHES, Garrett (Chattanooga) vs GLENVILLE STATE (Sep 03, 2009)
	67	Riley Hawkins (Samford) at UCF (Sep 05, 2009)
Field goal attempts	3	Adrian Mora (Georgia Southern) vs ALBANY (Sep 05, 2009)
	2	Jason Vitaris (Appalachian State) at East Carolina (Sep 05, 2009)
	2	Sam Keeler (The Citadel) at North Carolina (Sep 05, 2009)
Field goals made	2	Adrian Mora (Georgia Southern) vs ALBANY (Sep 05, 2009)
	2	Sam Keeler (The Citadel) at North Carolina (Sep 05, 2009)
Longest field goal	44	Adrian Mora (Georgia Southern) vs ALBANY (Sep 05, 2009)
	43	Jason Vitaris (Appalachian State) at East Carolina (Sep 05, 2009)
Field goal pct	100.0	Sam Keeler (The Citadel) at North Carolina (Sep 05, 2009) [2-2]
	66.7	Adrian Mora (Georgia Southern) vs ALBANY (Sep 05, 2009) [2-3]
PAT kicks attempted	8	Adam Shreiner (Elon) vs DAVIDSON (Sep 05, 2009)
	6	Matthew Cesari (Furman) vs PRESBYTERIAN (Sep 05, 2009)
PAT kicks made	8	Adam Shreiner (Elon) vs DAVIDSON (Sep 05, 2009)
	6	Matthew Cesari (Furman) vs PRESBYTERIAN (Sep 05, 2009)
PAT kicks pct	100.0	Adam Shreiner (Elon) vs DAVIDSON (Sep 05, 2009) [8-8]
	100.0	Matthew Cesari (Furman) vs PRESBYTERIAN (Sep 05, 2009) [6-6]
	100.0	CAMAY, Craig (Chattanooga) vs GLENVILLE STATE (Sep 03, 2009) [4-4]
	100.0	Jason Vitaris (Appalachian State) at East Carolina (Sep 05, 2009) [3-3]
	100.0	Adrian Mora (Georgia Southern) vs ALBANY (Sep 05, 2009) [3-3]
	100.0	Cameron Yaw (Samford) at UCF (Sep 05, 2009) [3-3]
Punts	10	Blake Cain (Western Carolina) at Vanderbilt (09/05/2009)
	9	Cass Couey (The Citadel) at North Carolina (Sep 05, 2009)
	9	Bob Hooper (Samford) at UCF (Sep 05, 2009)
Yards punted	395	Blake Cain (Western Carolina) at Vanderbilt (09/05/2009) [10-395]
	357	Cass Couey (The Citadel) at North Carolina (Sep 05, 2009) [9-357]
Longest punt	64	Charlie Edwards (Georgia Southern) vs ALBANY (Sep 05, 2009)
	56	Chris Tommie (Wofford) at USF (Sept 5, 2009)
Punting avg	47.3	Scott Riddle (Elon) vs DAVIDSON (Sep 05, 2009) [3-142]
	47.2	Charlie Edwards (Georgia Southern) vs ALBANY (Sep 05, 2009) [5-236]
Punt returns	6	Lance Camp (Elon) vs DAVIDSON (Sep 05, 2009)
	2	SUTHERLAND, Brian (Chattanooga) vs GLENVILLE STATE (Sep 03, 2009)
	2	Travaris Cadet (Appalachian State) at East Carolina (Sep 05, 2009)
	2	Josh Cockrell (Western Carolina) at Vanderbilt (09/05/2009)
Punt return yards	79	Lance Camp (Elon) vs DAVIDSON (Sep 05, 2009)
	43	Travaris Cadet (Appalachian State) at East Carolina (Sep 05, 2009)
Longest punt return	54	Lance Camp (Elon) vs DAVIDSON (Sep 05, 2009)
	24	Travaris Cadet (Appalachian State) at East Carolina (Sep 05, 2009)
Punt return TDs	1	Lance Camp (Elon) vs DAVIDSON (Sep 05, 2009)
Punt return avg	21.5	Travaris Cadet (Appalachian State) at East Carolina (Sep 05, 2009) [2-43]
	13.2	Lance Camp (Elon) vs DAVIDSON (Sep 05, 2009) [6-79]
Kick returns	6	Kevin Hardy (The Citadel) at North Carolina (Sep 05, 2009)
	6	George Richardson (Western Carolina) at Vanderbilt (09/05/2009)
Kick return yards	146	Kevin Hardy (The Citadel) at North Carolina (Sep 05, 2009)

**2009 Southern Conference  
Individual Game Highs Through games of Sep 07, 2009**



	98	George Richardson (Western Carolina) at Vanderbilt (09/05/2009)
Kick return avg	26.0	Mike Rucker (Wofford) at USF (Sept 5, 2009) [3-78]
	25.5	Adam Mims (Furman) vs PRESBYTERIAN (Sep 05, 2009) [2-51]
Longest kick return	34	Kevin Hardy (The Citadel) at North Carolina (Sep 05, 2009)
	30	CoCo Hillary (Appalachian State) at East Carolina (Sep 05, 2009)
Combined PR/KR yards	146	Kevin Hardy (The Citadel) at North Carolina (Sep 05, 2009) [Opr-146kr]
	98	George Richardson (Western Carolina) at Vanderbilt (09/05/2009) [Opr-98kr]
Interceptions	2	Joseph Boateng (The Citadel) at North Carolina (Sep 05, 2009)
	1	SKRINE, Buster (Chattanooga) vs GLENVILLE STATE (Sep 03, 2009)
	1	Cortez Gilbert (Appalachian State) at East Carolina (Sep 05, 2009)
	1	Jared Reine (Appalachian State) at East Carolina (Sep 05, 2009)
	1	Cameron McGlenn (Elon) vs DAVIDSON (Sep 05, 2009)
	1	Laron Scott (Georgia Southern) vs ALBANY (Sep 05, 2009)
	1	Tommy Irvin (Wofford) at USF (Sept 5, 2009)
	1	Ryan Anderson (Samford) at UCF (Sep 05, 2009)
Interception return yds	41	Ryan Anderson (Samford) at UCF (Sep 05, 2009)
	20	Joseph Boateng (The Citadel) at North Carolina (Sep 05, 2009)
Interception return avg	10.0	Joseph Boateng (The Citadel) at North Carolina (Sep 05, 2009) [2-20]
Longest interception rtn	41	Ryan Anderson (Samford) at UCF (Sep 05, 2009)
	18	SKRINE, Buster (Chattanooga) vs GLENVILLE STATE (Sep 03, 2009)
	18	Joseph Boateng (The Citadel) at North Carolina (Sep 05, 2009)
Interception return TDs	1	Laron Scott (Georgia Southern) vs ALBANY (Sep 05, 2009)
	1	Ryan Anderson (Samford) at UCF (Sep 05, 2009)
All-purpose yards	178	Kevin Hardy (The Citadel) at North Carolina (Sep 05, 2009)
	165	Jamal Shuman (Elon) vs DAVIDSON (Sep 05, 2009)
Tackles	17.0	THORNTON, Joseph (Chattanooga) vs GLENVILLE STATE (Sep 03, 2009) [8-9]
	15.0	Dion DuBose (Georgia Southern) vs ALBANY (Sep 05, 2009) [5-10]
Sacks	1.5	Andre Campbell (Elon) vs DAVIDSON (Sep 05, 2009) [1-1]
	1.0	WILLIAMS, Joshua (Chattanooga) vs GLENVILLE STATE (Sep 03, 2009) [1-0]
	1.0	TIPPIT, Jordan (Chattanooga) vs GLENVILLE STATE (Sep 03, 2009) [1-0]
	1.0	BEARD, Josh (Chattanooga) vs GLENVILLE STATE (Sep 03, 2009) [1-0]
	1.0	Brandon Ward (Elon) vs DAVIDSON (Sep 05, 2009) [1-0]
	1.0	Jordan Daniel (Elon) vs DAVIDSON (Sep 05, 2009) [0-2]
	1.0	Olufemi Lamikanra (Elon) vs DAVIDSON (Sep 05, 2009) [0-2]
	1.0	Chris Wiley (Furman) vs PRESBYTERIAN (Sep 05, 2009) [1-0]
	1.0	Harland Bower (Georgia Southern) vs ALBANY (Sep 05, 2009) [1-0]
	1.0	Dewitt Jones (The Citadel) at North Carolina (Sep 05, 2009) [1-0]
	1.0	SeQuan Stanley (Wofford) at USF (Sept 5, 2009) [1-0]
	1.0	Ricco Braxton (Wofford) at USF (Sept 5, 2009) [1-0]
	1.0	Quincy Marshall (Western Carolina) at Vanderbilt (09/05/2009) [1-0]
	1.0	Jason Gaines (Samford) at UCF (Sep 05, 2009) [1-0]
Tackles for loss	3.0	Brandon Ward (Elon) vs DAVIDSON (Sep 05, 2009) [2-2]
	3.0	Bryce Smith (Samford) at UCF (Sep 05, 2009) [3-0]

**2009 Southern Conference  
Individual Steller Games Through games of Sep 07, 2009**



**200-Yard Rushing Performances**

None

**100-Yard Rushing Performances**

121 Eric Breitenstein (Wofford) at USF (Sept 5, 2009)  
115 Jamal Shuman (Elon) vs DAVIDSON (Sep 05, 2009)

**Number of 100-Yard Rushing Performances**

Eric Breitenstein, Wofford - 1  
Jamal Shuman, Elon - 1

**500-Yard Passing Performances**

None

**400-Yard Passing Performances**

None

**300-Yard Passing Performances**

326 Scott Riddle (Elon) vs DAVIDSON (Sep 05, 2009)

**Number of 300-Yard Passing Performances**

Scott Riddle, Elon - 1

**200-Yard Receiving Performances**

None

**100-Yard Receiving Performances**

156 Terrell Hudgins (Elon) vs DAVIDSON (Sep 05, 2009)  
127 COOPER, Blue (Chattanooga) vs GLENNVILLE STATE (Sep 03, 2009)  
107 Riley Hawkins (Samford) at UCF (Sep 05, 2009)

**Number of 100-Yard Receiving Performances**

COOPER, Blue, Chattanooga - 1  
Riley Hawkins, Samford - 1  
Terrell Hudgins, Elon - 1