



**2021-22**  
**MEN'S BASKETBALL**  
**MEDIA GUIDE**

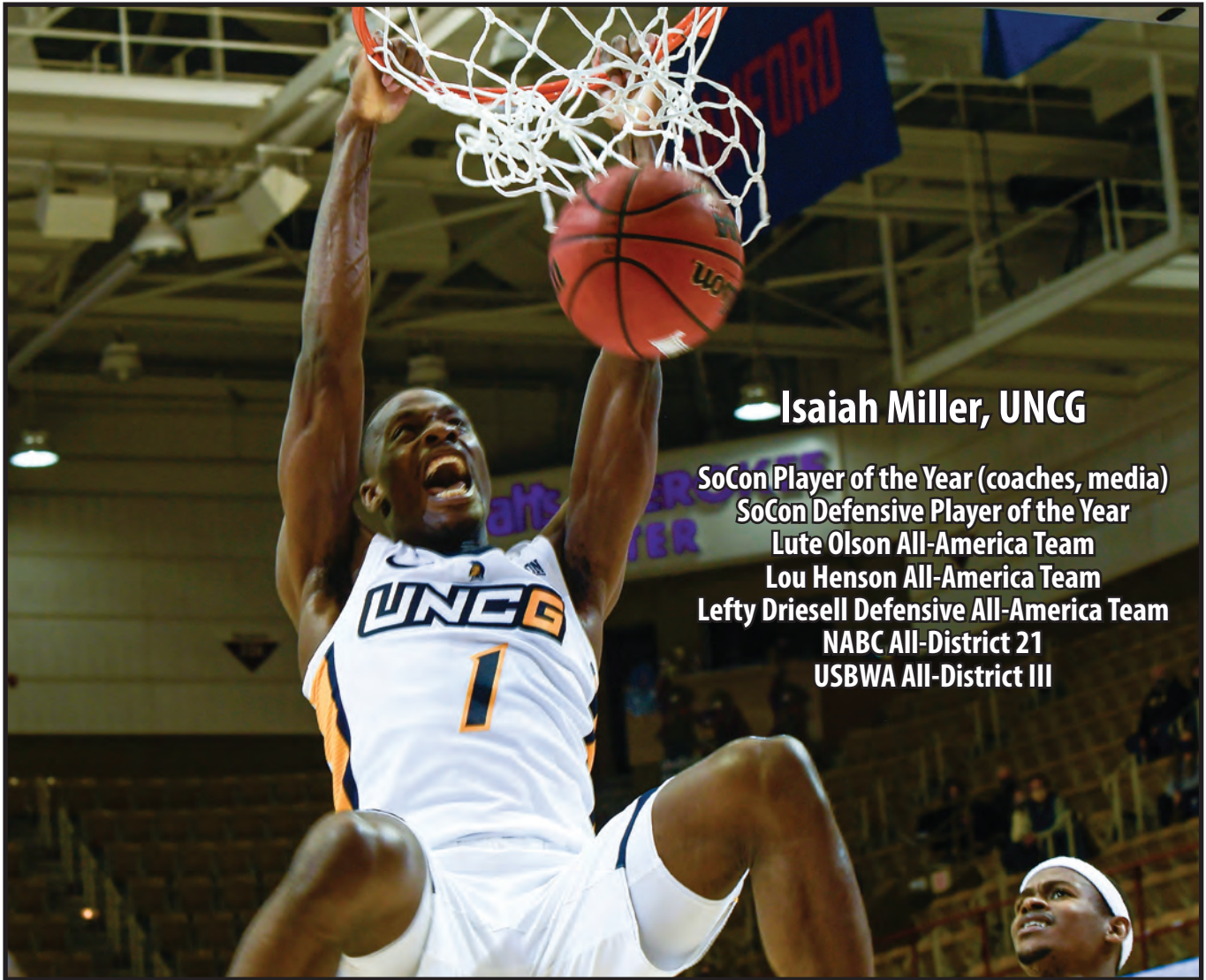
SoConSports.com  
#SoConHoops

• The Citadel • ETSU • Furman • Mercer • UNCG • Samford • Chattanooga • VMI • Western Carolina • Wofford •



# 2020-21 SOCON SUPERLATIVES

#SoConHoops



**Isaiah Miller, UNCG**

- SoCon Player of the Year (coaches, media)
- SoCon Defensive Player of the Year
- Lute Olson All-America Team
- Lou Henson All-America Team
- Lefty Driesell Defensive All-America Team
- NABC All-District 21
- USBWA All-District III



**Dan Earl, VMI**

- SoCon Coach of the Year (coaches, media)
- NABC District 21 Coach of the Year



**Damari Monsanto, ETSU**

- Freshman of the Year (coaches, media)
- Kyle Macy Freshman All-America Team



# 2021-22 SOCON MEN'S BASKETBALL



## 2021-22 Southern Conference Men's Basketball Media Guide

### On the inside

<b>2021-22 composite schedule</b> .....	2-3
<b>2022 postseason tournaments</b> .....	4
<b>2022 Southern Conference Championship</b> .....	5
<b>Southern Conference</b>	
History .....	6-10
SoCon Principles .....	11
Hall of Fame .....	12-13
Commissioner Jim Schaus .....	14
Staff .....	15
Media Services .....	16
<b>Teams</b>	
The Citadel .....	18-19
ETSU .....	20-21
Furman .....	22-23
Mercer .....	24-25
UNCG .....	26-27
Samford .....	28-29
Chattanooga .....	30-31
VMI .....	32-33
Western Carolina .....	34-35
Wofford .....	36-37
<b>Home courts</b> .....	38-39
<b>2020-21 year-in-review</b>	
Year-in-review .....	40-41
Individual stats .....	42
Team stats .....	43
Individual game highs .....	44
Team game highs .....	45
<b>All-time records and honors</b>	
Individual records .....	46-50
Team records .....	51-54
Coaching records .....	55
Coaching history by school .....	56-57
Individual annual leaders .....	58-61
Team annual leaders .....	62-63
Yearly basketball awards .....	64-66
All-conference teams .....	67-72
All-freshman teams .....	73-74
Players of the week .....	75-78
Freshmen of the week .....	78
Players of the month .....	79
Yearly standings .....	80-86
SoCon champions .....	87
SoCon tournament results .....	88-100
SoCon all-tournament teams .....	101-105
SoCon tournament records .....	106
National awards .....	107
NBA players .....	108
NBA draftees .....	109
Postseason history by school .....	110-111
SoCon in the NCAA tournament .....	112-113
SoCon in other national tournaments .....	114

### The Southern Conference

702 N. Pine Street  
Spartanburg, SC 29303

Phone: ..... 864-591-5100  
Fax: ..... 864-591-3448  
Website: ..... SoConSports.com

### Conference staff

**Jim Schaus** ..... Commissioner  
**Geoff Cabe** ..... Senior Associate Commissioner  
**Sue Arakas** ..... Associate Commissioner  
**Doug King** ..... Associate Commissioner for Compliance  
**Jason Yaman** ..... Associate Commissioner  
**Sean Diminick** ..... Assistant Commissioner for Championships  
**Phil Perry** ..... Assistant Commissioner for Media Relations  
**Paul Lollis** ..... Assistant Commissioner for Video Productions  
**Jasmine Washington** ..... Director of Creative Services  
**Hannah Bradley** ..... Assistant Director of Media Relations  
**Laura Granger** ..... Executive Assistant to the Commissioner  
**Cliff Conway** ..... Championships Assistant  
**Lanie Angel** ..... Media Relations Assistant  
**Mike Eades** ..... Coordinator of Officials

### Southern Conference Officers

President: Dr. Susan Epps, ETSU  
Vice President: Col. Chip Taylor, The Citadel



### Credits

**Editor:** Phil Perry  
**Design:** Phil Perry  
**Cover:** Jasmine Washington  
**Editorial assistance:** Jason Yaman and the SoCon basketball SIDs.



# COMPOSITE SCHEDULE

## Nov. 9 (Tuesday)

Bob Jones at Wofford, 5 p.m.  
 The Citadel at Pittsburgh, 7 p.m.  
 North Carolina A&T at UNCG, 7 p.m.  
 Carlow at VMI, 7 p.m.  
 Bowling Green at Western Carolina, 7 p.m.  
 Mercer at Arkansas, 8 p.m.  
 Maryville at Samford, 8 p.m.  
 Chattanooga at Loyola Marymount, 10 p.m.  
 North Greenville at Furman, TBA

## Nov. 11 (Thursday)

Spring Hill at Samford, 8 p.m.

## Nov. 12 (Friday)

VMI at Presbyterian, 7 p.m.  
 Furman at Louisville, 7 p.m.  
 UNCG at Northern Kentucky, 7 p.m.  
 Wofford at Clemson, 7 p.m.  
 Western Carolina at Wake Forest, 7:30 p.m.  
 Morris at The Citadel, TBA  
 ETSU at App State, TBA

## Nov. 13 (Saturday)

Mercer at Winthrop, 2 p.m.

## Nov. 14 (Sunday)

ETSU at Tennessee, 12 p.m.  
 UNC Asheville at Chattanooga, 2 p.m.  
 (Coke Zero Sugar Classic presented by 3H Group and Springhill Suites Downtown Chattanooga)  
 Western Carolina at East Carolina, 4 p.m.

## Nov. 15 (Monday)

The Citadel at Presbyterian, 7 p.m.  
 Coppin State at UNCG, 7 p.m.  
 Erskine at Wofford, 7 p.m.  
 Furman at Belmont, 7:30 p.m.  
 Samford at San Francisco, 10 p.m.

## Nov. 16 (Tuesday)

Tennessee Tech at Chattanooga, 7 p.m.  
 (Coke Zero Sugar Classic presented by 3H Group and Springhill Suites Downtown Chattanooga)  
 Keystone at VMI, 7 p.m.  
 Life at Mercer, TBA

## Nov. 18 (Thursday)

UNCG vs. Green Bay, 3 p.m.  
 (Jersey Mike's Classic; St. Petersburg, Fla.)  
 Samford at Oregon, 9 p.m.  
 (Emerald Classic)  
 Carver at The Citadel, TBA  
 USC Upstate at ETSU, TBA

## Nov. 19 (Friday)

UNCG vs. Massachusetts, 3 p.m.  
 (Jersey Mike's Classic; St. Petersburg, Fla.)  
 Hampton at Wofford, 7:30 p.m.  
 (Terrier Classic)  
 Radford at Furman, TBA  
 Western Carolina vs. UMBC, TBA  
 (Lancer Invitational; Farmville, Va.)

## Nov. 20 (Saturday)

Mercer at Saint Louis, 3 p.m.  
 (Cancun Challenge)  
 Western Carolina vs. American, 3:30 p.m.  
 (Lancer Invitational; Farmville, Va.)  
 Chattanooga at VCU, 4 p.m.  
 VMI at Marist, 5 p.m.

## Nov. 21 (Sunday)

Western Carolina at Longwood, 3:30 p.m.  
 (Lancer Invitational; Farmville, Va.)  
 Georgia Southern at Wofford, 5 p.m.  
 (Terrier Classic)  
 UNCG at Florida International, 5 p.m.  
 (Jersey Mike's Classic; St. Petersburg, Fla.)  
 Navy at Furman, TBA

## Nov. 22 (Monday)

ETSU vs. Murray State, 5:30 p.m.  
 (Naples Invitational; Naples, Fla.)  
 The Citadel at Duke, 9 p.m.

## Nov. 23 (Tuesday)

Covenant at Chattanooga, 11 a.m.  
 ETSU vs. Missouri State/Long Beach State, 2:30/8 p.m.  
 (Naples Invitational; Naples, Fla.)  
 Mercer vs. Bucknell, 3 p.m.  
 (Cancun, Mexico; Cancun Challenge)  
 Wofford at South Carolina, 7 p.m.

## Nov. 24 (Wednesday)

Mercer vs. Middle Tennessee/Rider, 12:30/3 p.m.  
 (Cancun, Mexico; Cancun Challenge)  
 VMI at Presbyterian, 4 p.m.  
 (University of New Orleans Classic; New Orleans, La.)  
 North Carolina Wesleyan at UNCG, 7 p.m.  
 ETSU vs. TBA, TBA  
 (Naples Invitational; Naples, Fla.)

## Nov. 25 (Thursday)

VMI vs. Central Arkansas, 4 p.m.  
 (University of New Orleans Classic; New Orleans, La.)

## Nov. 26 (Friday)

Samford vs. North Carolina A&T, 1:30 p.m.  
 (Emerald Classic; Niceville, Fla.)  
 VMI at New Orleans, 2 p.m.  
 (University of New Orleans Classic)

## Nov. 27 (Saturday)

Samford vs. McNeese State/St. Francis (N.Y.), 10 a.m./12:30 p.m.  
 (Emerald Classic; Niceville, Fla.)  
 Western Carolina at Gardner-Webb, 2 p.m.  
 College of Charleston at Chattanooga, 4 p.m.  
 Furman at USC Upstate, 4 p.m.  
 Vermont at UNCG, 5 p.m.  
 Lees-McRae at ETSU, TBA  
 Milligan at Mercer, TBA

## Nov. 28 (Sunday)

The Citadel at South Carolina State, 2 p.m.  
 Wofford at Georgia, 4 p.m.

## Nov. 30 (Tuesday)

Furman at High Point, 7 p.m.  
 Elon at UNCG, 7 p.m.  
 Chattanooga at Tennessee Tech, 7 p.m.  
 Clarks Summit at VMI, 7 p.m.  
 Mississippi College at Samford, 8 p.m.

## Dec. 1 (Wednesday)

Warren Wilson at Western Carolina, 5 p.m.  
 The Citadel at UNC Asheville, 6:30 p.m.  
 Richmond at Wofford, 7 p.m.  
 Mercer at Kennesaw State, 7 p.m.  
 ETSU at UAB, 7:30 p.m.

## Dec. 3 (Friday)

VMI at Portland, 10 p.m.  
 College of Charleston at Furman, TBA

## Dec. 4 (Saturday)

Western Carolina at USC Upstate, 6 p.m.  
 Lenoir-Rhyne at ETSU, TBA  
 Georgia State at Mercer, TBA

## Dec. 5 (Sunday)

Kennesaw State at Wofford, 2 p.m.  
 Belmont at Samford, 3 p.m.  
 VMI at Seattle, 4 p.m.  
 Chattanooga at Lipscomb, 5 p.m.

## Dec. 6 (Monday)

North Carolina Central at The Citadel, 7 p.m.  
 Mercer at Coastal Carolina, 7 p.m.

## Dec. 7 (Tuesday)

Furman at Winthrop, 7 p.m.

## Dec. 8 (Wednesday)

Chattanooga at UNC Asheville, 6:30 p.m.  
 Samford at Alabama State, 7 p.m.  
 Tennessee Tech at Western Carolina, 7 p.m.  
 Wofford at Gardner-Webb, 7 p.m.

## Dec. 10 (Friday)

App State at Furman, TBA

## Dec. 11 (Saturday)

Gardner-Webb at VMI, 1 p.m.  
 UNC Asheville at Western Carolina, 2 p.m.  
 UNCG at Tennessee, 4:30 p.m.  
 Alabama A&M at Samford, 7 p.m.  
 Morehead State at ETSU, TBA  
 Georgia Southern at Mercer, TBA

## Dec. 12 (Sunday)

Tennessee Wesleyan at Chattanooga, 2 p.m.  
 Wofford at Coastal Carolina, 2 p.m.

## Dec. 14 (Tuesday)

Furman at North Carolina, 7 p.m.  
 UNCG at Towson, 7 p.m.  
 VMI at Wake Forest, 7 p.m.  
 North Carolina A&T at ETSU, TBA

## Dec. 15 (Wednesday)

Chattanooga at Belmont, 6 p.m.

## Dec. 16 (Thursday)

St. Andrews at The Citadel, 7 p.m.  
 UNCG at UMBC, 7 p.m.

## Dec. 17 (Friday)

Furman at Mississippi State, TBA

## Dec. 18 (Saturday)

ETSU at UNC Asheville, 2 p.m.  
 Wofford at Presbyterian, 4 p.m.  
 Kennesaw State at Samford, 7 p.m.  
 Chattanooga at Murray State, 8 p.m.

## Dec. 19 (Sunday)

Mercer at Florida Gulf Coast, 2 p.m.

## Dec. 20 (Monday)

Western Carolina at Georgia, 7 p.m.  
 South Carolina State at The Citadel, TBA  
 (The Citadel Classic)

#SoConHoops



# COMPOSITE SCHEDULE



## Dec. 21 (Tuesday)

Samford at Mississippi, 4 p.m.  
Johnson & Wales at UNCG, 7 p.m.  
(Fleming Gym)  
Manhattan at The Citadel, TBA  
(The Citadel Classic)  
Presbyterian at Furman, TBA

## Dec. 22 (Wednesday)

VMI at Hampton, 4 p.m.  
Middle Tennessee at Chattanooga, 7 p.m.  
ETSU at Georgia, 7 p.m.  
Wofford at Duquesne, 7 p.m.  
Western Carolina at Charlotte, TBA  
Troy at Mercer, TBA

## Dec. 29 (Wednesday)

\*UNCG at Western Carolina, 7 p.m.  
\*VMI at Wofford, 7 p.m.  
\*Mercer at The Citadel, TBA  
\*Samford at Furman, TBA

## Dec. 30 (Thursday)

\*ETSU at Chattanooga, 7 p.m.

## Jan. 1 (Saturday)

\*Furman at VMI, 1 p.m.  
\*The Citadel at Samford, 3 p.m.  
\*Wofford at UNCG, 5 p.m.  
\*Western Carolina at ETSU, TBA  
\*Chattanooga at Mercer, TBA

## Jan. 5 (Wednesday)

\*The Citadel at Western Carolina, 7 p.m.  
\*Furman at UNCG, 7 p.m.  
\*Chattanooga at Wofford, 7 p.m.  
\*VMI at ETSU, TBA  
\*Samford at Mercer, TBA

## Jan. 8 (Saturday)

\*UNCG at VMI, 1 p.m.  
\*The Citadel at Chattanooga, 4 p.m.  
\*Western Carolina at Samford, 5 p.m.  
\*Wofford at ETSU, TBA  
\*Mercer at Furman, TBA  
(Bon Secours Wellness Arena)

## Jan. 12 (Wednesday)

\*Samford at Wofford, 7 p.m.  
\*Chattanooga at Western Carolina, 7 p.m.  
\*ETSU at Furman, TBA

## Jan. 13 (Thursday)

\*UNCG at The Citadel, TBA  
\*VMI at Mercer, TBA

## Jan. 15 (Saturday)

\*Wofford at Western Carolina, 2 p.m.  
\*ETSU at Samford, 3 p.m.  
\*Furman at Chattanooga, 4 p.m.  
\*VMI at The Citadel, TBA  
\*UNCG at Mercer, TBA

## Jan. 19 (Wednesday)

\*The Citadel at Wofford, 7 p.m.  
\*Mercer at ETSU, TBA  
\*Western Carolina at Furman, TBA

## Jan. 20 (Thursday)

\*Chattanooga at UNCG, 7 p.m.  
\*Samford at VMI, 7 p.m.

## Jan. 22 (Saturday)

\*Chattanooga at VMI, 1 p.m.  
\*Samford at UNCG, 5 p.m.  
\*Furman at Wofford, 7 p.m.  
\*The Citadel at ETSU, TBA  
\*Western Carolina at Mercer, TBA

## Jan. 26 (Wednesday)

\*Wofford at Chattanooga, 7 p.m.  
\*Mercer at Samford, 8 p.m.  
\*Western Carolina at The Citadel, TBA  
\*UNCG at ETSU, TBA  
\*VMI at Furman, TBA

## Jan. 29 (Saturday)

\*ETSU at VMI, 1 p.m.  
\*Samford at Western Carolina, 2 p.m.  
\*UNCG at Wofford, 7 p.m.  
\*Chattanooga at The Citadel, TBA  
\*Furman at Mercer, TBA

## Jan. 31 (Monday)

\*Wofford at Mercer, 7 p.m.

## Feb. 2 (Wednesday)

\*ETSU at Western Carolina, 7 p.m.  
\*VMI at UNCG, 7 p.m.  
\*Chattanooga at Samford, 8 p.m.  
\*The Citadel at Furman, TBA

## Feb. 4 (Friday)

\*Western Carolina at VMI, 7 p.m.

## Feb. 5 (Saturday)

\*Mercer at Chattanooga, 12 p.m.  
\*ETSU at Wofford, 7 p.m.  
\*Samford at The Citadel, TBA  
\*UNCG at Furman, TBA  
(Bon Secours Wellness Arena)

## Feb. 7 (Monday)

\*Furman at ETSU, 7 p.m.

## Feb. 9 (Wednesday)

\*Western Carolina at Chattanooga, 7 p.m.  
\*Wofford at Samford, 8 p.m.  
\*Furman at ETSU, TBA

## Feb. 10 (Thursday)

\*The Citadel at UNCG, 7 p.m.  
\*Mercer at VMI, 7 p.m.

## Feb. 12 (Saturday)

\*The Citadel at VMI, 1 p.m.  
\*Western Carolina at Wofford, 7 p.m.  
\*Samford at ETSU, TBA  
\*Chattanooga at Furman, TBA

## Feb. 13 (Sunday)

\*Mercer at UNCG, 3 p.m.

## Feb. 16 (Wednesday)

\*Furman at Western Carolina, 7 p.m.  
\*Wofford at The Citadel, TBA  
\*ETSU at Mercer, TBA

## Feb. 17 (Thursday)

\*UNCG at Chattanooga, 7 p.m.  
\*VMI at Samford, 8 p.m.

## Feb. 19 (Saturday)

\*Mercer at Western Carolina, 2 p.m.  
\*UNCG at Samford, 3 p.m.  
\*VMI at Chattanooga, 4 p.m.  
\*ETSU at The Citadel, TBA  
\*Wofford at Furman, TBA  
(Bon Secours Wellness Arena)

## Feb. 23 (Wednesday)

\*Western Carolina at UNCG, 7 p.m.  
\*Wofford at VMI, 7 p.m.  
\*Furman at Samford, 8 p.m.  
\*The Citadel at Mercer, TBA  
\*Chattanooga at ETSU, TBA

## Feb. 26 (Saturday)

\*Samford at Chattanooga, 4 p.m.  
\*Mercer at Wofford, 7 p.m.  
\*VMI at Western Carolina, 7 p.m.  
\*Furman at The Citadel, TBA

## Feb. 27 (Sunday)

\*ETSU at UNCG, 3 p.m.

## March 4 (Friday)

Ingles SoCon Championship  
5 p.m., 7:30 p.m.  
(Harrah's Cherokee Center – Asheville; Asheville N.C.)

## March 5 (Saturday)

Ingles SoCon Championship  
12 p.m., 2:30 p.m., 6 p.m., 8:30 p.m.  
(Harrah's Cherokee Center – Asheville; Asheville N.C.)

## March 6 (Sunday)

Ingles SoCon Championship  
4 p.m., 6:30 p.m.  
(Harrah's Cherokee Center – Asheville; Asheville N.C.)

## March 7 (Monday)

Ingles SoCon Championship  
7 p.m.  
(Harrah's Cherokee Center – Asheville; Asheville N.C.)

\* Southern Conference game  
^ Schedule subject to change  
All times Eastern



# POSTSEASON TOURNAMENTS

## 2022 INGLES SOCON MEN'S BASKETBALL CHAMPIONSHIP

The Southern Conference returns to Asheville, N.C., and ExploreAsheville.com Arena at Harrah's Cherokee Center – Asheville for the 2022 Ingles Southern Conference Men's Basketball Championship. The tournament is scheduled for March 4-7 at the 6,300-seat venue. Asheville served as the host of the SoCon tournament from 1984-95 and the championship returned there in 2012 after a 17-year absence.

The oldest league tournament in the nation, the first SoCon tournament was held in 1921 and 2020 marked the 100th year of the postseason classic.

Tickets for the tournament are available by contacting any member institution ticket office, the Harrah's Cherokee Center Asheville Box Office or Ticketmaster.



No. 1 seed UNCG won the 2021 Ingles SoCon Championship presented by General Shale Brick.



UNCG punched its NCAA ticket for the second time in four seasons with its 69-61 win over No. 6 seed Mercer in the 2021 title game.

### 2022 SoCon Championship schedule

#### First round March 4 (Friday)

Game 1: No. 8 seed vs. No. 9 seed, 5 p.m.  
Game 2: No. 7 seed vs. No. 10 seed, 7:30 p.m.

#### Quarterfinals March 5 (Saturday)

Game 3: No. 1 seed vs. Game 1 winner, 12 p.m.  
Game 4: No. 4 seed vs. No. 5 seed, 2:30 p.m.  
Game 5: No. 2 seed vs. Game 2 winner, 6 p.m.  
Game 6: No. 3 seed vs. No. 6 seed, 8:30 p.m.

#### Semifinals March 6 (Sunday)

Game 7: Game 3 winner vs. Game 4 winner, 4 p.m.  
Game 8: Game 5 winner vs. Game 6 winner, 6:30 p.m.

#### Championship March 7 (Monday)

Game 9: Game 7 winner vs. Game 8 winner, 7 p.m.



### Conference tournament longevity

No.	Conference	Years
1.	Southern	101
2.	Atlantic Coast	67
3.	Southeastern	61
4.	Ohio Valley	57
5.	Mid-Eastern Athletic	49
6.	Big West	46
7.	Big Sky	45
8.	Missouri Valley	43
	Sun Belt	43
	Atlantic 10	43

#SoConHoops

## 2022 NCAA Men's Basketball Championship

### First Four March 15-16, 2021

UD Arena  
Dayton, Ohio  
Host: University of Dayton

### First and second rounds March 17 and 19, 2022

KeyBank Center  
Buffalo, N.Y.  
Host: Metro Atlantic Athletic Conference

Gainbridge Fieldhouse  
Indianapolis, Ind.  
Host: Horizon League/IUPUI

Dickies Arena  
Forth Worth, Texas  
Host: Texas Christian University

Moda Center  
Portland, Ore.  
Host: Oregon State University

March 18 and 20, 2022  
Bon Secours Wellness Arena  
Greenville, S.C.  
Host: Furman University/Southern Conference

Fiserv Forum  
Milwaukee, Wis.  
Host: Marquette University

PPG Paints Arena  
Pittsburgh, Pa.  
Host: Duquesne University

Viejas Arena  
San Diego, Calif.  
Host: San Diego State University

Regionals  
March 24 and 26, 2022  
Regional  
AT&T Center  
San Antonio, Texas  
Hosts: University of Texas at San Antonio

Regional  
Chase Center  
San Francisco, Calif.  
Host: Pac-12 Conference

March 25 and 27, 2022  
Regional  
United Center  
Chicago, Ill.  
Host: Northwestern University

Regional  
Wells Fargo Center  
Philadelphia, Pa.  
Host: University of Pennsylvania

Final Four  
April 2 and 4, 2022  
Caesars Superdome  
New Orleans, La.  
Hosts: Tulane University

## 2022 National Invitation Tournament


First round  
March 15-16, 2022  
Campus sites

Second round  
March 17-21, 2022  
Campus sites

Quarterfinal round  
March 22-23, 2022  
Campus sites

Semifinals  
March 29, 2022  
Madison Square Garden  
New York, N.Y.

Championship  
March 31, 2022  
Madison Square Garden  
New York, N.Y.





# SOCON CHAMPIONSHIP



## 2022 Ingles Southern Conference Men's Basketball Championship

MARCH 5-8 • HARRAH'S CHEROKEE CENTER – ASHEVILLE  
ASHEVILLE, N.C.

**FRIDAY  
MARCH 4**

**SATURDAY  
MARCH 5**

**SUNDAY  
MARCH 6**

**MONDAY  
MARCH 7**

No. 8 seed

Session 1, Game 1  
March 4, 5 p.m.



No. 9 seed

Session 2, Game 3  
March 5, 12 p.m.



No. 1 seed

No. 4 seed

Session 2, Game 4  
March 5, 2:30 p.m.



No. 5 seed

Session 4, Game 7  
March 6, 4 p.m.



CHAMPIONSHIP GAME  
Session 5, Game 9  
March 7, 7 p.m.



No. 7 seed

Session 1, Game 2  
March 4, 7:30 p.m.



No. 10 seed

Session 3, Game 5  
March 5, 6 p.m.



No. 2 seed

No. 3 seed

Session 3, Game 6  
March 5, 8:30 p.m.



No. 6 seed

Session 4, Game 8  
March 6, 6:30 p.m.



SOCONSPORTS.COM



# SOUTHERN CONFERENCE HISTORY

## The Southern Conference

The Southern Conference, which celebrates its 100th year in 2021, is a national leader in emphasizing the development of the student-athlete and in helping to build lifelong leaders and role models.

The Southern Conference has been on the forefront of innovation and originality in developing creative solutions to address issues facing intercollegiate athletics. From establishing the first postseason college basketball tournament (1921), to tackling the issue of freshman eligibility (1922), to developing women's championships (1984), to becoming the first conference to install the 3-point goal in basketball (1980), the Southern Conference has been a pioneer.

The Southern Conference is the nation's fifth-oldest NCAA Division I collegiate athletic association. Only the Big Ten (1896), the Missouri Valley (1907), the Pac-12 (1915) and the Southwestern Athletic (1920) conferences are older in terms of origination.

Academic excellence has been a major part of the Southern Conference's tradition. Hundreds of Southern Conference student-athletes have been recognized on CoSIDA Academic All-America and all-district teams. A total of 20 Rhodes Scholarship winners have been selected from conference institutions, most recently in 2012-13, when former Wofford volleyball player Rachel Woodlee earned the prestigious award.

The conference currently consists of 10 members in six states throughout the Southeast and sponsors 21 varsity sports and championships that produce participants for NCAA Division I Championships.

The Southern Conference offices are located in the historic Beaumont Mill in Spartanburg, South Carolina. A textile mill that was in operation from 1880 until 1999, Beaumont Mill was renovated in 2004 and today offers the league first-class meeting areas and offices as well as a spacious library for storage of the conference's historical documents.

## Membership history

On Feb. 25, 1921, representatives from 14 of the Southern Intercollegiate Athletic Association's (SIAA) 30 members met at Atlanta's Piedmont Hotel to establish the Southern Intercollegiate Conference. On hand at the inaugural meeting were officials from Alabama, Alabama Polytechnic Institute (Auburn), Clemson, Georgia, Georgia School of Technology (Georgia Tech), Kentucky, Maryland, Mississippi A&M (Mississippi State), North Carolina, North Carolina State, Tennessee, Virginia, Virginia Polytechnic Institute (Virginia Tech) and Washington & Lee.

Dr. S.V. Sanford of Georgia was chosen as acting chairman and N.W. Dougherty of Tennessee was named secretary. The decision to form a new athletic conference was motivated by the desire to have a workable number of conference games for each league member. With 30 schools in the SIAA by the early 1920s, it was impossible to play every school at least once during the regular season and many schools went several years between playing some conference members. In addition, in 1920, the SIAA voted down proposed rules that an athlete must be in a college a year before playing on its teams and refused to abolish a rule permitting athletes to play summer baseball for money.

Play began in the fall of 1921, and a year later, six more schools joined the fledgling league, including Tulane (which had attended the inaugural meeting but had elected not to join), Florida, Louisiana (LSU), Mississippi, South Carolina and Vanderbilt. VMI joined in 1923 and Duke was added in 1929.

By the 1930s, membership in the Southern Conference had reached 23 schools. C.P. "Sally" Miles of Virginia Tech, president of the Southern Conference, called the annual league meeting to order on Dec. 9, 1932, at the Farragut Hotel in Knoxville, Tennessee. There, it announced that 13 institutions west and south of the Appalachian

Mountains were reorganizing as the Southeastern Conference. Members of the new league included Alabama, Alabama Polytechnic Institute, Florida, Georgia, Georgia School of Technology, Kentucky, Louisiana, Mississippi, Mississippi A&M, University of the South, Tennessee, Tulane and Vanderbilt.

According to the minutes of the meeting, Georgia's Dr. Sanford stated that the division was made along geographical lines. Florida's Dr. J.J. Tigert, acting as spokesman for the withdrawing group, regretted the move but believed it was necessary as the Southern Conference had grown too large. The resignations were accepted and the withdrawing schools formed the new league, which began play in 1933.

The Southern Conference continued with membership of 10 institutions, including Clemson, Duke, Maryland, North Carolina, North Carolina State, South Carolina, Virginia, VMI, Virginia Tech and Washington & Lee.

The second major shift occurred some 20 years later. By 1952, the Southern Conference included 17 colleges and universities. Another split occurred when seven schools – Clemson, Duke, Maryland, North Carolina, North Carolina State, South Carolina and Wake Forest – departed to form the Atlantic Coast Conference, which began play in 1953. The revamped Southern Conference included members The Citadel, Davidson, Furman, George Washington, Richmond, VMI, Virginia Tech, Washington & Lee, West Virginia and William & Mary.

A third major shift occurred in 2012-13, when five members announced their departures and three schools were added. College of Charleston announced its decision to leave for the Colonial Athletic Association following the 2012-13 season, while Appalachian State (Sun Belt), Davidson (Atlantic 10), Elon (Colonial) and Georgia Southern (Sun Belt) announced they would depart following the 2013-14 campaign. At the Southern Conference's 2013 spring meetings in Hilton Head Island, South Carolina, the league officially extended invitations to former members ETSU and VMI, as well as Mercer, to join the league for the 2014-15 academic year.

Today, the league continues to thrive with a membership that includes 10 institutions and a footprint that spans six states: Alabama, Georgia, North Carolina, South Carolina, Tennessee and Virginia. Current league members are The Citadel, ETSU, Furman, Mercer, UNGC, Samford, Chattanooga, VMI, Western Carolina and Wofford.

## Leadership

Jim Schaus began his tenure as the ninth commissioner in league history on July 1, 2019. Schaus came to the SoCon after an 11-year run as

the director of athletics at Ohio University, where he led the Bobcats to unprecedented levels of success in athletics and academics.

In his first year at the Southern Conference, Schaus spearheaded the creation of a new long-term strategic plan for the league and led the effort to partner with JMI Sports to serve as the SoCon's official multimedia rights holder. Schaus also negotiated the SoCon's entry into the Southeastern Conference's officiating consortiums for both men's basketball and football, moves that allow the member conferences to collaborate on all officiating matters related to recruitment, education and training, scheduling and evaluation of officials.

Also aimed at enhancing the league's men's basketball success, Schaus implemented a new right-size scheduling model designed to bolster the top teams' national profiles and put them in position for better seeding and potential at-large bids into the NCAA tournament. In addition, Schaus shepherded the league through its response to the COVID-19 pandemic and ensuing sport season cancellations and cost-cutting measures.

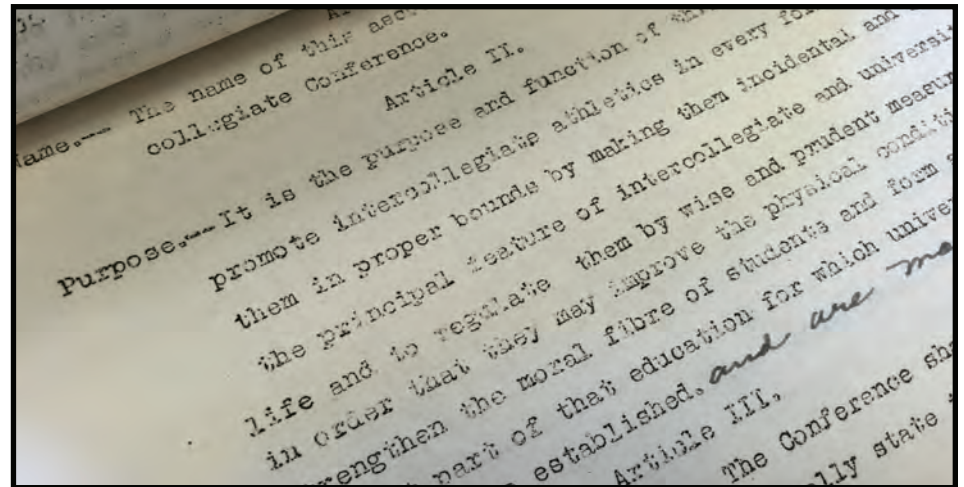
In Schaus's second year, the league began its year-long celebration of its first 100 years. It also successfully navigated the COVID pandemic, with every season playing to completion.

Schaus signed historic television contracts with ESPN and CBS Sports, guaranteeing the most linear national coverage the SoCon has ever had, and signed a contract extension to keep the league's basketball tournaments in Asheville, North Carolina, through 2026.

Schaus has a familial connection to the Southern Conference, as his father, former Los Angeles Lakers coach Fred Schaus, was the men's basketball coach at West Virginia from 1954-60, earning SoCon Coach of the Year honors four times in that six-year span and still ranking in the top 20 in career wins by a league coach.

Schaus replaced former commissioner John Iamario, who concluded his 13-year tenure at the Southern Conference in the summer of 2019. Throughout his tenure, Iamario promoted the Southern Conference through an ambitious agenda that improved championships, upgraded compliance related matters, launched the conference's Hall of Fame, created the SoCon Academic Exchange and increased the marketing and brand awareness of the conference and its member institutions. He also guided the league through membership changes that ensured the Southern Conference's future viability and stability with the additions of ETSU, Mercer and VMI.

#SoConHoops



The original Southern Conference constitution, drawn up in 1921, is housed in the archives at the league office in Spartanburg, S.C.



# SOUTHERN CONFERENCE HISTORY



The 2014 addition of VMI in Lexington, Va., extended the Southern Conference's reach to six states across the Southeast.

Lamarino spearheaded the effort to create the SoCon Digital Network, which was in operation from 2014-20, and the league-wide initiative to have all 10 member institutions producing broadcast-quality content. As the league prepared to celebrate its centennial, Lamarino authored his first book, "A Proud Athletic History: 100 Years of the Southern Conference."

The Southern Conference named its first commissioner in December 1950. Duke's Wallace Wade made the transition from Blue Devil football coach to athletics administration as the first person at the helm of the conference.

Lloyd Jordan replaced Wade as the commissioner in 1960 and served a 14-year term until Ken Germann became the league head in 1974. Germann was the commissioner for 13 years and orchestrated the league's expansion to include women's athletics. In 1987, he was succeeded by Dave Hart, who oversaw the transfer of the league office from Charlotte, North Carolina, to Asheville, North Carolina.

Wright Waters succeeded Hart upon his retirement in 1991. Under Waters' leadership, the Southern Conference expanded to 12 members, added three women's sports and posted record revenue from the basketball tournament. Waters was followed by Alfred B. White in 1998. White, a veteran member of the NCAA office, introduced the current conference logo and elevated the conference's commitment to marketing and development of corporate partners. Danny Morrison, who would go on to be president of the Carolina Panthers, headed the conference from 2001-05 and orchestrated the league's move from Asheville to Spartanburg. Under Morrison's leadership, the conference increased its marketing and promotional efforts.

## Championship history

Men's basketball was the first sport in which the conference held a championship. The league tournament is the nation's oldest, with the inaugural championship held in 1921 at Atlanta's City Auditorium and won by Kentucky. The tournament began Feb. 25, the same day that members of the Southern Intercollegiate Athletic Association met to discuss forming the new league that would become the Southern Conference. The following year, North Carolina won the first tournament after the formation of the league.

Commissioner Germann spearheaded the Southern Conference's expansion to include women's athletics during the 1983-84 season. That year, league women's championships were held in volleyball, basketball and tennis. Cross country joined the mix in 1985, outdoor track and field was added in 1987 and indoor and track and field followed in 1988. The conference instituted golf and softball championships in the spring of 1994 and added soccer in the fall of that year.

The Germann Cup, named in honor of the former commissioner, annually recognizes the top women's athletics programs in the conference. From their humble beginnings, women's athletics have become an integral part of the Southern Conference and its success.

The Southern Conference declares champions in 11 men's sports – football, soccer, cross country, basketball, indoor track and field, outdoor track and field, wrestling, baseball, lacrosse, tennis and golf – and nine women's sports – soccer, volleyball, cross country, basketball, indoor track and field, outdoor track and field, tennis, golf and softball. Rifle is a mixed sport.

## Football

The Southern Conference has also excelled as the premier Football Championship Subdivision (FCS) conference. Former Southern Conference member Appalachian State won the three consecutive FCS titles from 2005-07, becoming the first team to do so. The league boasts more than 250 players who have garnered All-America recognition and numerous national player or coach of the year awards. The conference had at least one team in the top 10 of the final FCS poll for 28 consecutive years (1985-2012), with at least two teams finishing in the final poll in every season from 1982-2013. Mercer and VMI entered the FCS national rankings for the first time in program history in 2020-21, with the Keydets winning the league title for the first time since 1977 and making their first-ever appearance in the FCS playoffs. VMI and ETSU finished the season inside the national rankings, with the Bucs doing so for the second time in the last three seasons.

The Citadel, Samford, Chattanooga and Wofford each finished in the top 25 in 2016, giving the league four in the final poll for the first time since 2007.

## SoCon members

- Alabama (1921-1932)
- Appalachian State (1971-2014)
- Auburn (1921-1932)
- College of Charleston (1998-2013)
- The Citadel (1936-present)**
- Clemson (1921-1953)
- Davidson (1936-1988, 1992-2014)
- Duke (1929-1953)
- East Carolina (1964-1977)
- ETSU (1978-2005, 2014-present)**
- Elon (2003-2014)
- Florida (1922-1932)
- Furman (1936-present)**
- George Washington (1941-1970)
- Georgia (1921-1932)
- Georgia Southern (1991-2014)
- Georgia Tech (1921-1932)
- Kentucky (1921-1932)
- Louisiana State (1922-1932)
- Marshall (1976-1997)
- Maryland (1921-1953)
- Mercer (2014-present)**
- Mississippi (1922-1932)
- Mississippi State (1921-1932)
- North Carolina (1921-1953)
- UNCG (1997-present)**
- NC State (1921-1953)
- Richmond (1936-1976)
- Samford (2008-present)**
- South Carolina (1922-1953)
- Tennessee (1921-1932)
- Chattanooga (1976-present)**
- Tulane (1922-1932)
- University of the South (1924-1932)
- Vanderbilt (1922-1932)
- Virginia (1921-1937)
- VMI (1923-2003, 2014-present)**
- Virginia Tech (1921-1965)
- Wake Forest (1936-1953)
- Washington & Lee (1921-1958)
- West Virginia (1950-1968)
- Western Carolina (1976-present)**
- William & Mary (1936-1977)
- Wofford (1997-present)**

**Bold indicates current SoCon member.**

The conference has placed multiple representatives in the FCS Playoffs in 31 of 37 seasons, with 16 championship game appearances and eight national titles. The Southern Conference has had at least one team reach the semifinals in 12 of the last 22 years and in 18 of the last 29 seasons.

In 2007, Appalachian State became the first FCS team to defeat a nationally ranked Football Bowl Subdivision (FBS) team, when the Mountaineers defeated No. 5 Michigan, 34-32, on Sept. 1 before a sellout crowd at Michigan Stadium. Georgia Southern, in its final game as a member of the Southern Conference, downed the SEC's Florida in Gainesville on Nov. 23, 2013. The league picked up two wins over FBS teams in 2015, with Furman downing UCF and The Citadel stunning South Carolina. The Bulldogs added another Power 5 conference win in 2019, taking down Georgia Tech in overtime, 27-24.

Prior to the conference's reclassification in 1981, Southern Conference football teams appeared in a total of 36 bowl games, posting a record of 16-18-2. From 1925-30, league schools won five football national championships in a six-year span. There are nearly 60 former Southern Conference players and





# SOUTHERN CONFERENCE HISTORY


coaches in the College Football Hall of Fame. One of the most recognizable of these names is former North Carolina running back Charlie "Choo Choo" Justice, who helped guide North Carolina to three bowl appearances. He was a first-team All-America selection and the Heisman Trophy runner-up in 1948 and 1949. In 1949, Justice earned first-team all-conference honors for the fourth consecutive season, becoming the first player in league history to achieve that feat. He was a member of the league's inaugural Hall of Fame Class in 2009.

Another of the league's football products that made it to the College Football Hall of Fame is Sam Huff of West Virginia. Huff was a three-year starter on both the offensive and defensive lines for the Mountaineers. In 1955, Huff earned first-team All-America honors on the field and was a first-team Academic All-American for his work in the classroom. He played 12 seasons in the National Football League for the New York Giants and the Washington Redskins. Also a member of the conference's first Hall of Fame class, he was a five-time All-Pro linebacker and is also a member of the Pro Football Hall of Fame.

Former Appalachian State coach Jerry Moore was enshrined in the College Football Hall of Fame in December 2014. The winningest coach in Appalachian State and Southern Conference history, Moore compiled a 215-87 record in his 24 seasons at Appalachian State (1989-2012), including 10 SoCon championships, 18 postseason appearances and an unprecedented three straight NCAA Division I FCS/IAA national titles (2005-07). He was the Eddie Robinson Award winner in 2006.

In 1999, Georgia Southern's Adrian Peterson captured the Walter Payton Award, presented annually to the Football Championship Subdivision's most outstanding offensive player. Peterson, a four-time All-American who finished his career as the NCAA Division I leader in rushing yards with 6,559, was inducted into the College Football Hall of Fame in December 2017.

Furman's Louis Ivory earned the Walter Payton Award in 2000, giving the SoCon consecutive winners, while Georgia Southern's Jayson Foster was presented with the 2007 trophy and Appalachian State quarterback Armanti Edwards became the first two-time winner in Payton Award history, claiming the honors in 2008 and 2009 to make it three consecutive years a SoCon player took home the award.



Former Chattanooga star Terrell Owens entered the Pro Football Hall of Fame in 2018. Owens returned to his alma mater to deliver his induction speech from the Mocs' McKenzie Arena.

Record-breaking quarterback Devlin Hodges of Samford became the Southern Conference's most recent Walter Payton Award winner in 2018, when the senior was also named the FCS ADA Offensive Player of the Year. The consensus All-American, who led the FCS in passing yards and completion percentage that season, wrapped up his career with FCS records for passing yardage (14,584), pass attempts and completions.

The league saw a pair of former players enter the Pro Football Hall of Fame in 2018, as former Chattanooga standout Terrell Owens and Marshall star Randy Moss, who enjoyed a record-breaking freshman year in the SoCon, earned the nod.

Appalachian State's Dexter Coakley was a three-time

all-conference selection and consensus All-American in 1994, '95 and '96 before going on to stardom with the Dallas Cowboys. Coakley won a pair of Buck Buchanan Awards, given to Football Championship Subdivision's top defensive player each year.

In 2020-21, VMI coach Scott Wachenheim became the Southern Conference's fifth winner of the Eddie Robinson Award, joining The Citadel's Charlie Taaffe (1992), Georgia Southern's Paul Johnson (1998), Wofford's Mike Ayers (2003) and App State's Moore (2006).


Western Carolina's David Patten and Appalachian State's Matt Stevens were both members of the New England Patriots' Super Bowl champion team in 2002 and Patten also earned Super Bowl rings with the Patriots in 2004 and '05. Appalachian State's Daniel Kilgore appeared in Super Bowl XLVII for the San Francisco 49ers in 2013 and was a member of the Kansas City Chiefs' Super Bowl LV squad in 2021. Chattanooga's Keionta Davis was a member of the Patriots' organization for New England's appearance in Super Bowl LII in 2018, while Davis and Western Carolina's Keion Crossen were teammates for the Super Bowl LIII-winning Patriots in 2019. Former Samford safety Jaquiski Tarrt played in Super Bowl LIV for the 49ers in 2020.

### Basketball

The 2020 edition of the conference tournament was the 100th in league history. Top-seeded ETSU downed Wofford 72-58 in the historic title game.

Not only was the Southern Conference tournament the first of its kind, but the league also helped change the face of college basketball. In 1980, the league began a season-long experiment with a 22-foot 3-point field goal with the approval of the NCAA Rules Committee. Ronnie Carr of Western Carolina made the first 3-point field goal in college basketball history in a game against Middle Tennessee State on Nov. 29, 1980.

Another college basketball tradition that originated in the Southern Conference is the traditional cutting of the nets by the winning team in important tournaments. According to USA Today, the practice of net-cutting originated in 1947 with NC State head coach Everett Case. As a first-year head coach,



The Atlanta Memorial Auditorium was the site for the first Southern Conference Basketball Championship in 1921. The SoCon basketball tournament is the longest-running of its kind in college basketball history.

#SoConHoops



Case led the Wolfpack to the Southern Conference tournament title. Case celebrated by claiming the nets as souvenirs to commemorate the event. Basketball coaching legend Red Auerbach gave credit to former George Washington coach Bill Reinhart, who coached in the conference for nearly 30 years, as one of the originators of the modern fast break.

West Virginia's 10 tournament championships rank as the second-most in league history behind Davidson's 12. The Mountaineers were led by the incomparable Jerry West from 1958 through 1960. West, a two-time All-America selection, spurred West Virginia to the Final Four in 1959. The Mountaineers lost in the championship game that season to California, 71-70, but West earned Final Four Most Valuable Player honors. West was a three-time Southern Conference tournament MVP, a two-time league regular-season MVP, and was twice named the conference's Athlete of the Year. He went on to a spectacular career with the Los Angeles Lakers of the National Basketball Association and was inducted into the Naismith Memorial Basketball Hall of Fame in 1979. A 14-time NBA All-Star while with the Lakers, it is West whose silhouette comprises the NBA's globally recognized logo.

Frank Selvy set the NCAA record for points in a game while at Furman. On Feb. 13, 1954, the senior scored 100 points in a game against Newberry, a record that still stands. Selvy was the Southern Conference Most Valuable Player in 1953 and 1954 and the league's Athlete of the Year in 1954. He went on to a 10-year career in the NBA. Selvy and his former Lakers teammate West were both enshrined in the league's Hall of Fame in 2009.

Rod Hundley was another West Virginia star during the 1950s. "Hot Rod" made a name for himself as one of the most spectacular players to tour the league during his era. Hundley averaged 24.5 points per game in his three seasons as a Mountaineer and was an all-conference and all-tournament performer in each of those three years. After being named the Southern Conference Most Valuable Player and Athlete of the Year as a senior in 1957, he was the first player selected in the NBA Draft that year and enjoyed a six-year career in that league. He was inducted into the SoCon Hall of Fame in 2010. Rod Thorn was yet another Mountaineer to earn inclusion in the SoCon Hall of Fame, as he was inducted in 2020. A two-time league athlete of the year, Thorn was the No. 2 selection in the 1963 NBA Draft, enjoying an eight-year playing career before transitioning to coaching and then the front office. He was elected to the Naismith Memorial Basketball Hall of Fame as an executive and a contributor in 2018.

ETSU's Keith "Mister" Jennings made his mark on the college basketball world in the early 1990s. Despite standing less than 6 feet tall, Jennings was a two-time all-conference choice and the league's Player of the Year and Athlete of the Year in 1991. Jennings played with the Golden State Warriors of the NBA and was inducted into the SoCon Hall of Fame in 2016.

Besides West Virginia's team in 1959, the Southern Conference has been represented in the Final Four on two other occasions. North Carolina advanced to the NCAA championship game in 1943 before falling 43-40 to Oklahoma State. NC State finished third in the tournament in 1950.

Davidson continued the record of success by advancing to the NCAA tournament's Elite Eight in 2008 as coach Bob McKillop's Wildcats came within a basket of making the Final Four behind the play of sophomore guard Stephen Curry. Curry, a two-time SoCon Male Athlete of the Year winner, led the nation in scoring as a junior at 28.6 points per game and has gone on to star for the NBA's Golden State Warriors, earning league MVP honors twice and leading the Warriors to NBA titles in 2015, 2017 and 2018. He was also inducted into the SoCon Hall of Fame in 2016.

The Southern Conference was back in the national

spotlight in 2018-19, with Furman and Wofford both spending time in the national rankings to give the league multiple ranked teams in the same season for the first time since 1960. Both squads earned their first-ever rankings from the Associated Press that season, with the Terriers riding a 20-game winning streak into the NCAA tournament before picking up a first-round win over Seton Hall, their first in school history in NCAA postseason play. Wofford's Fletcher Magee would set the NCAA Division I career record for 3-pointers made in that first-round win, finishing his career with 509.

In 2019-20, ETSU would go 30-4 overall en route to SoCon regular-season and tournament titles, becoming just the fourth team in league history to reach the 30-win plateau. The Bucs joined the 1945-46 North Carolina (30-5), 1950-51 NC State (30-7) and 2018-19 Wofford (30-5) squads in the exclusive club.

The league's ascent continued in 2020-21, as SoCon squads combined to finish in the RPI and 10th in the NET Rankings. Six of the conference's 10 squads were ranked in the CollegeInsider.com Mid-Major Top 25 for at least three weeks of the season.

Women's basketball competition began in the Southern Conference in 1983-84 with seven teams. In the sport's history, eight schools have won the league's tournament at least once, with Chattanooga winning 18 and Appalachian State owning six titles. UNCG won the 1998 tournament as head coach Lynne Agee – who in 2020 became the first UNCG representative in the SoCon Hall of Fame – became the first coach to take a team to the NCAA tournament in all three divisions. In 2001, Chattanooga head coach Wes Moore became the first coach in NCAA history to take three different teams to the NCAA tournament in all three divisions. After Moore's departure to helm NC State following the 2012-13 season, Chattanooga hired coach Jim Foster, who was inducted into the Women's Basketball Hall of Fame in June 2013.

Since 1984, 10 different teams have claimed at least a share of the regular-season crown. Chattanooga has the most overall titles with 22, nine of them shared. Chattanooga also owns the most outright championships with 13. Mercer won its third SoCon tournament title in four seasons in 2021.

In 2018, Mercer guard Kahlia Lawrence became the only player in SoCon history to win the Player of the Year award three times. Only six others have done it twice: ETSU's DeShawne Blocker (1993 and 1995), Furman's Jackie Smith (1998 and 1999), Chattanooga's Damita Bullock (2000 and 2001), Alex Anderson (2007 and 2008) and Shanara Hollinquest (2009 and 2010) and Davidson's Sophia Aleksandravic (2012 and 2013).

### Other sports

In baseball, Wake Forest advanced to the championship game of the NCAA College World Series in 1949. The Citadel made history in 1990 by becoming the first military school to make an appearance at the College World Series. The Bulldogs were joined that season at the College World Series by future conference member Georgia Southern.

One of the Southern Conference's more famous baseball alums is Duke's Dick Groat. The Blue Devil shortstop, who was also a basketball standout, was the conference's Athlete of the Year in 1951 and 1952. He went on to a 14-year career in the major leagues and was named the National League MVP in 1960 after leading the league with a .325 batting average for the World Series champion Pittsburgh Pirates.

Among Southern Conference alums to grace Major League Baseball fields have been Atlee Hammaker (ETSU), Jeff Montgomery (Marshall), Mike Ramsey (Appalachian State) and Wayne Tolleson (Western Carolina). Other SoCon players to go on to play in the major leagues include third baseman Dallas McPherson (The Citadel), who played for the Anaheim/Los Angeles Angels, the Florida Marlins and

the Chicago White Sox; pitchers Britt Reames (The Citadel) and Ryan Glynn (VMI), who both pitched with the Oakland A's in 2005; Furman's Tom Mastny, a pitcher with the Cleveland Indians (2007); College of Charleston's Graham Godfrey, who pitched for Oakland in 2011 and 2012; Georgia Southern's Everett Teaford, a pitcher with Kansas City from 2011-13; The Citadel's Chris McGuiness, who made his MLB debut with the Texas Rangers in 2013; and Western Carolina's Jared Burton, who played for Cincinnati and Minnesota in a career that spanned seven years (2007-14). The Catamounts' Tyler White, who made his MLB debut with the Houston Astros in April 2016, earned a World Series ring in 2017.

Several other SoCon alumni have played in the majors in the last decade, including College of Charleston's Brett Gardner, who earned a World Series ring with the New York Yankees in 2009, and Michael Kohn (Atlanta Braves); The Citadel's Asher Wojciechowski (Houston Astros); Western Carolina right-handed pitcher Greg Holland, a three-time All-Star who helped the Kansas City Royals to the 2014 AL pennant and their first World Series appearance since 1985, saving Game 3; and Wofford's John Cornely, who debuted with the Atlanta Braves in April 2015. Three SoCon alums made their debuts in 2017: Samford's Phillip Ervin with the Cincinnati Reds, UNCG's Max Povse with the Seattle Mariners and Elon's John Brebbia with the St. Louis Cardinals. Most recently, former UNCG pitcher Andrew Wantz was called up by the Los Angeles Angels in July 2021.

In the summer of 2016, Mercer's Kyle Lewis made league history, becoming the highest-ever SoCon draft pick when he was selected 11th overall by the Seattle Mariners in the MLB First-Year Player Draft. The SoCon's first Golden Spikes Award winner, Lewis was a starter for the All-Star Futures Game in 2018 and made his major league debut on Sept. 10, 2019, with a home run off Trevor Bauer of the Cincinnati Reds. He would go on to be the unanimous winner of the American League Rookie of the Year award in 2020, claiming all 30 first-place votes from the Baseball Writers' Association of America.

Legendary golfer Arnold Palmer competed under the Southern Conference banner as a collegian at Wake Forest. He took medalist honors at the Southern Conference tournament in 1948 and 1949 and was the tournament's runner-up in 1950. Palmer was the medalist at the NCAA Golf Championships in 1949 and 1950. He went on to become one of the most accomplished golfers to play on the professional tour. Palmer won 62 tournaments while competing on the PGA Tour and added 10 more victories as a member of the Senior PGA Tour. A member of the SoCon Hall of Fame, he won eight major championships – four Masters, two British Opens, one U.S. Open and one U.S. Amateur.

Chattanooga's Stephen Jaeger was the 2012



*Appalachian State's Mary Jayne Harrelson was the NCAA champion in the 1,500 meters in 1999 and 2001. She was inducted into the SoCon Hall of Fame in 2010.*



# SOUTHERN CONFERENCE HISTORY

champion at the NCAA Bowling Green Regional and has played in a pair of U.S. Opens, in 2015 and 2017. Chattanooga's Steven Fox won the U.S. Amateur in 2012, going on to play in the 2013 Masters, U.S. Open and Arnold Palmer Invitational, among other PGA TOUR events. ETSU's Adrian Meronk represented Europe in the Palmer Cup in 2015 and 2016, becoming the first Polish player to do so, and helped the European side to the title in 2016. He would go on to be the first Polish men's golfer in Olympic history at the 2020 Tokyo Games. Wofford alum William McGirt won the Memorial Tournament in June 2016 for his first PGA Tour win, while Western Carolina's J.T. Poston, a two-time SoCon medalist and now a PGA TOUR member, made his major debut at the U.S. Open in June 2017 and won his first professional tournament in 2019, claiming the Wyndham Championship.

Furman golfer Dottie Pepper was named the Southern Conference Women's Athlete of the Decade in the 1980s and was honored as part of the league's 25th anniversary of women's championships celebration in 2007-08. The Paladins' Brandi Jackson won the NCAA Women's Golf East Regional in the spring of 2003, and Furman's Natalie Srinivasan was named the WGCA PING National Player of the Year and won the ANNIKA Award and the inaugural Juli Inkster Senior Award in 2020. Chattanooga women's golf alumna Christine Wolf represented her native Austria at the Tokyo Olympics.

In track and field, Appalachian State's Mary Jayne Harrelson won NCAA outdoor titles in the 1,500-meter run in 1999 and 2001, while UNCG's Paul Chelimo posted runner-up finishes in the outdoor 5,000 meters in 2012 and 2013. Chelimo won a silver medal for the United States in the 5,000 meters at the Olympic Games in Rio in the summer of 2016 and competed in the event again at the Tokyo Olympics. Samford's Karisa Nelson made history in March 2017, becoming the Bulldogs' first Division I national champion when she won the mile run at the NCAA indoor championships.

### Coaches and administrators

The Southern Conference has also been a breeding ground for some of college athletics' most recognized coaches and administrators.



*The SoCon's eight FCS national titles, including the 1999 and 2000 championships Georgia Southern won under the leadership of former coach Paul Johnson, are second-most in Division I history.*

Legendary basketball coaches Adolph Rupp of Kentucky and Everett Case of NC State both worked the sidelines in the Southern Conference. Rupp guided the Wildcats to a 30-5 mark during the 1931 and 1932 seasons. Yet, for all his coaching accomplishments, Rupp never led Kentucky to a Southern Conference tournament championship. Case mentored the Wolfpack to six consecutive Southern Conference tournament championships from 1947 through 1952.

West Virginia's Fred Schaus, who was named the Southern Conference Coach of the Year four times from 1954-60 and led the Mountaineers to SoCon tournament titles in all six seasons, would go on to

be the first head coach of the Los Angeles Lakers after the team relocated from Minneapolis.

Lefty Driesell coached Davidson to Southern Conference tournament championships in 1966, 1968 and 1969. Driesell also won the league's Coach of the Year award four straight times from 1963-66. Former Georgia Tech coach Bobby Cremins earned league Coach of the Year honors three times in the late '70s and early '80s while at Appalachian State and again in 2010-11 as the head coach at the College of Charleston.

Terry Holland saw his basketball coaching career take off at Davidson when he returned to his alma mater in 1970. Holland was honored as the Southern Conference Coach of the Year for three consecutive seasons from 1970-72 and led the Wildcats to the conference tournament title and an appearance in the NCAA tournament in 1970. J. Dallas Shirley, a member of the Basketball Hall of Fame, spent 21 years as the assistant to the commissioner and supervisor of officials in the Southern Conference. He also served as president of the International Association of Basketball Officials and the United States Olympic Basketball Committee.

The legendary Paul "Bear" Bryant got his coaching start in the Southern Conference as he guided the Maryland Terrapins in 1945. Another famous Southern Conference football coach is the late Frank Howard of Clemson, who guided the Tigers as a league member from 1940-52. The incomparable Howard won 69 Southern Conference games.

The Southern Conference has been represented on the sidelines at seven Super Bowls in the past two and a half decades. Bobby Ross, who piloted the San Diego Chargers to the 1996 Super Bowl, was the head coach at The Citadel from 1973-77. Former Buffalo Bills head coach Marv Levy, who coached the Bills in four Super Bowls, directed former league member William & Mary from 1964-68 and was succeeded there by Lou Holtz. The Carolina Panthers, then owned by Wofford alum Jerry Richardson and with former Wofford athletic director and SoCon commissioner Danny Morrison serving as team president, played in Super Bowl 50.

## Significant dates in league history

- Feb. 25-26, 1921: Representatives of Alabama, Auburn, Clemson, Georgia, Georgia Tech, Kentucky, Maryland, Mississippi State, North Carolina, NC State, Tennessee, Virginia, Virginia Tech and Washington & Lee meet in Atlanta, Ga., to form the Southern Intercollegiate Conference.
- Dec. 7-8, 1922: At the league's annual meeting in Washington, D.C., the name of the organization is officially changed to the Southern Conference. S.V. Sanford of Georgia is selected as the conference's first president.
- Dec. 8-10, 1932: At the annual meeting in Knoxville, Tenn., Alabama, Auburn, Florida, Georgia, Georgia Tech, Kentucky, Louisiana State, Mississippi, Mississippi State, University of the South, Tennessee, Tulane and Vanderbilt withdraw to form the Southeastern Conference.
- Dec. 8, 1950: Wallace Wade, who just completed a 16-year term as Duke's head football coach, is named the first commissioner of the Southern Conference. The commissioner's office is opened in Durham, N.C., on Jan. 1, 1951.
- May 8, 1953: Seven members – Clemson, Duke, Maryland, North Carolina, NC State, South Carolina and Wake Forest – withdraw to form the Atlantic Coast Conference.
- Nov. 29, 1980: At the request of the NCAA Basketball Rules Committee, the Southern Conference begins a season-long experiment with a 22-foot 3-point field goal, thus becoming the first conference to employ that rule. Ronnie Carr of Western Carolina makes the first 3-point field goal in college basketball history in a game against Middle Tennessee State.
- Dec. 3-4, 1981: The NCAA, at its fourth special convention in St. Louis, Mo., restructures I-A football. As a result, the Southern Conference's eight Division I-A football playing members are reclassified to Division I-AA.
- June 6, 1983: At a special meeting of the Southern Conference in Myrtle Beach, S.C., the league formalizes women's varsity competition in basketball and volleyball beginning with the 1983-84 season. The executive committee also approves pilot women's championships in tennis and golf for 1983-84.
- Dec. 18-19, 1995: The conference announces that the College of Charleston, University of North Carolina at Greensboro and Wofford College have accepted invitations to join the league.
- July 1, 2003: Elon University officially joins the league. VMI departs to join the Big South.
- July 1, 2008: Samford University officially joins the league.
- July 1, 2014: East Tennessee State University, Mercer University and VMI join the league. Appalachian State, Davidson, Elon and Georgia Southern depart.

#SoConHoops



## THE SOUTHERN CONFERENCE

*Preparing student-athletes for life's challenges since 1921*

### Academics-Oriented

- The SoCon has consistently ranked in the NCAA's top 10 in the Academic Progress Rate (APR), the NCAA's best indicator of graduation rates.
- Nearly 50 percent of all SoCon student-athletes earn all-academic honors (3.0 GPA or better).

### Community-Based

- Our student-athletes have a presence in the community and participate in many local charities, youth and educational initiatives.
- The SoCon and the Asheville-Buncombe Regional Sports Commission support a number of programs aimed at providing individuals and groups in the Western North Carolina area with assistance and allowing them to attend designated sessions of the Ingles SoCon Basketball Championships presented by General Shale Brick free of charge. Community initiatives at the basketball tournaments include: Education Days; the Downtown Dribble and KidsFest presented by Champion Credit Union; SoCon Morning/Afternoon Out; the Teddy Bear Toss; Hometown Heroes Night; and the Wounded Warrior Project.

### Competitive Athletics

- SoCon teams are highly competitive regionally and nationally.
- In the past 10 years, football, volleyball, baseball, men's soccer and men's golf have all earned at-large team selections to NCAA postseason tournaments in addition to the league's automatic berths.
- SoCon teams have won eight FCS football titles, second-most in NCAA history.

### Diversity

- This is a conference that takes great pride in the diversity of its institutions.
- The SoCon consists of 10 members in six states, including four private institutions and six state institutions, two of which are military colleges.

### Geographic Integrity

- The SoCon believes in the value of a geographic footprint that minimizes missed class time and maximizes fan travel to away contests.
- The league extends across six contiguous states but still has a footprint that permits bus trips from one end of the conference to the other.

### History & Tradition

- The SoCon is the fifth-oldest Division I conference in America.
- Great coaches and athletes from different eras have competed in the Southern Conference, from Bear Bryant to Lou Holtz, from Sam Huff to Terrell Owens, from Jerry West to Stephen Curry.

### Sportsmanship

- For more than 30 years, the SoCon has presented an annual award to the program that displays the finest level of sportsmanship in the conference as voted upon by its peers.

### Student-Athlete Experience

- SoCon championships are conducted in a way to provide a memorable and positive experience for all participants.
- Scheduling decisions and tournament bracket formats determined by administrators and coaches consistent-factor in the effect on the individual student-athlete and avoidance of missed class time.



# SOCON HALL OF FAME

## Southern Conference Hall of Fame Inductees

### Class of 2009

Name	School	Sport(s)	Years
Megan Dunigan	Furman	Tennis	1999-02
Dick Groat	Duke	Basketball, Baseball	1949-52
Sam Huff	West Virginia	Football	1952-55
Charlie "Choo Choo" Justice	North Carolina	Football	1946-49
Melissa Morrison Howard	Appalachian State	Track & Field	1989-93
Arnold Palmer	Wake Forest	Golf	1948-50, 53-54
Adrian Peterson	Georgia Southern	Football	1998-01
Frank Selvy	Furman	Basketball	1951-54
Jerry West	West Virginia	Basketball	1956-60
Valorie Whiteside	Appalachian State	Basketball	1984-88

### Class of 2010

Everett Case	North Carolina State	Basketball	1946-64
Mary Jayne (Harrelson) Reeves	Appalachian State	Cross Country, Track & Field	1996-2001
Fred Hetzel	Davidson	Basketball	1962-65
"Hot" Rod Hundley	West Virginia	Basketball	1954-57
Banks McFadden	Clemson	Football, Basketball, Track	1937-40
Wallace Wade	Alabama, Duke, SoCon	Football, Administration	1923-60
*J. Dallas Shirley	SoCon	Officiating, Administration	1967-88

### Class of 2011

Dexter Coakley	Appalachian State	Football	1993-96
Lefty Driesell	Davidson	Basketball	1960-69
Regina Kirk	Chattanooga	Basketball	1985-88
Robert Neyland	Tennessee	Football	1926-52
Vic Seixas	North Carolina	Tennis	1947-49
Shannon Wommack	Chattanooga	Cross Country, Track & Field	2001-06

### Class of 2012

Angie Barker	ETSU	Track & Field	1987-89
Percy Beard	Auburn	Track & Field	1926-29
*Jim Burch	SoCon	Officiating, Administration	1967-2011
Dick Modzelewski	Maryland	Football	1949-52
Paul Scarpa	Furman	Tennis	1967-2011

### Class of 2014

Rushia Brown	Furman	Women's Basketball	1990-94
Eddie Cameron	Duke	Men's Basketball, Football	1929-45
Clint Dempsey	Furman	Men's Soccer	2001-03
Jerry Moore	Appalachian State	Football	1989-2012
Charlie Teague	Wake Forest	Baseball	1947-50

### Class of 2016

Stephen Curry	Davidson	Men's Basketball	2006-09
Armani Edwards	Appalachian State	Football	2006-09
Brad Faxon	Furman	Men's Golf	1979-83
Keith "Mister" Jennings	ETSU	Men's Basketball	1987-91
Karen Pelphrey	Marshall	Women's Basketball	1983-86

### Class of 2018

Mike Ayers	ETSU/Wofford	Football	1985-2017
Ron Carter	VMI	Men's Basketball	1975-78
Susan Gardner Mayhorn	Western Carolina	Women's Track & Field/Cross Country	1989-93
Chal Port	The Citadel	Baseball	1965-91
*Les Robinson	The Citadel/ETSU	Men's Basketball/Administration	1974-90, 2000-08
Debbie Southern	Furman	Women's Tennis	1985-2015

### Class of 2020

Lynne Agee	UNCG	Women's Basketball	1981-2011
Eric Breitenstein	Wofford	Football	2008-12
Terrell Owens	Chattanooga	Football/Men's Basketball/Men's Track & Field	1992-95
Rod Thorn	West Virginia	Men's Basketball/Baseball	1960-63
Wayne Tolleson	Western Carolina	Baseball/Football	1974-78

\* - Special contributor

#SoConHoops



# SOCON HALL OF FAME




The Inaugural Southern Conference Hall of Fame class at the induction ceremony, May 4, 2009: (from left to right) Sam Huff, Megan Dunigan, Valorie Whiteside, Melissa Morrison Howard, Frank Selvy, Barbara Crews (daughter of the late Charlie Justice), Dick Groat, Adrian Peterson and Jerry West. Not pictured: Arnold Palmer.



Wake Forest golf great Arnold Palmer (left) was a member of the inaugural class in 2009.



Davidson's Fred Hetzel (left) received his Hall of Fame plaque from SoCon Commissioner John Iamarino in Hilton Head Island, S.C., on June 1, 2010. Wimbledon and U.S. Open tennis champion Vic Seixas of North Carolina (right) was inducted in 2011.



Furman's Paul Scarpa; East Tennessee State's Angie Barker; SoCon Commissioner John Iamarino, who accepted the honor on behalf of Maryland's Dick Modzelewski; special contributor Jim Burch; and Pat Beard, son of posthumous inductee Percy Beard of Auburn, at the 2012 induction ceremony.



Appalachian State's Jerry Moore (second from left) and Furman's Rushia Brown (far right) were among the five honored in the 2014 class. Duke's Eddie Cameron, whose family accepted the award on his behalf (center), and Wake Forest's Charlie Teague were honored posthumously. Furman's Clint Dempsey was unable to attend the ceremony.

SOCONSPORTS.COM





# SOUTHERN CONFERENCE STAFF



## JIM SCHAUS COMMISSIONER

Jim Schaus is in his third year at the helm of the Southern Conference in 2021-22. He began his tenure as the ninth commissioner in league history on July 1, 2019.

In his first year in the role, Schaus spearheaded the creation of a new long-term strategic plan for the league and led the effort to partner with JMI Sports to serve as the SoCon's official multimedia rights holder.

Schaus also negotiated the SoCon's entry into the Southeastern Conference's officiating consortiums for both men's basketball and football, moves that allow the member conferences to collaborate on all officiating matters related to recruitment, education and training, scheduling and evaluation of officials.

Also aimed at enhancing the league's men's basketball success, Schaus implemented a new right-size scheduling model designed to bolster the top teams' national profiles and put them in position for better seeding and potential at-large bids into the NCAA tournament.

In addition, Schaus shepherded the league through its response to the COVID-19 pandemic and ensuing sport season cancelations and cost-cutting measures.

In year two of Schaus's tenure, the league began its year-long celebration of its 100th season of competition. It also successfully navigated the COVID pandemic, as every season was completed.

Also in his second year at the helm, Schaus signed historic television contracts with ESPN and CBS Sports, guaranteeing the most linear national coverage the SoCon has ever enjoyed over the next five years. Schaus also successfully negotiated a contract extension to keep the league's basketball tournaments in Asheville, North Carolina, through 2026.

The league continued to flourish on the national landscape in the second year of the Schaus era, with the SoCon finishing ninth in the RPI and 10th in the NET rankings in men's basketball. The SoCon had a pair of football squads finish in the top 25, marking the 38th time in 39 years that multiple league schools finished the season nationally ranked.

A point of pride for Schaus and the league continues to be the SoCon Academic Exchange, a cooperative educational program designed to provide collaborative learning activities and opportunities to benefit students, faculty and staff of the member institutions. Plans are in place for the SAE's inaugural entrepreneurship competition in February 2022, which will join the SoCon Undergraduate Research Forum (SURF) and faculty workshops among the SoCon Academic Exchange's program offerings.

Schaus came to the SoCon after an 11-year run as the director of athletics at Ohio University, where he led the Bobcats to unprecedented levels of success in athletics and academics.



Under Schaus's leadership, Ohio University's football program was bowl eligible in all 11 years, the most in the Mid-American Conference, and participated in 10 bowls in that time. The Bobcats' men's basketball team made a run to the Sweet Sixteen in 2012 and their women's basketball program won three MAC East Division titles in his last five seasons. Ohio University's volleyball team won seven MAC Championships and appeared in five NCAA Regionals during Schaus's tenure, while the baseball and softball teams earned two MAC titles apiece.

In the classroom, Ohio University boasted an impressive graduation rate of 88 percent, and the athletic department's federal graduation rate regularly exceeded that of the general student population. Bobcat student-athletes posted a cumulative grade point average of at least 3.1 in all 11 years of Schaus' tenure.

Prior to his tenure at Ohio University, Schaus served as the athletic director at Wichita State from 1999-2008, where he was named the Division I Central Region AstroTurf AD of the Year in 2007.

With more than 30 years of experience in athletics administration, Schaus has also had stops at Oregon, Cincinnati, Texas-El Paso and Northern Illinois. He also has experience in the NFL, having worked as an intern for the New England Patriots and as the director of marketing for the Washington Redskins, and served as a publicity assistant for the PGA Tour.

Schaus has a familial connection to the Southern Conference, as his father, former Los Angeles Lakers coach Fred Schaus, was the men's basketball coach at West Virginia from 1954-60, earning SoCon Coach of the Year honors four times in that six-year span and still ranking in the top 20 in career wins by a league coach.

Jim Schaus earned his bachelor's degree from Purdue in 1983 and a master's in athletics administration from West Virginia University, where he has been honored as a distinguished alumnus.

Schaus and his wife, Priscilla, have three grown children: Kevin, Diane and Laura.

#SoConHoops

## SOUTHERN CONFERENCE COMMISSIONERS



Wallace Wade  
1951-60



Lloyd Jordan  
1960-73



Ken Germann  
1974-86



Dave Hart Sr.  
1986-91



Wright Waters  
1991-98



Alfred White  
1998-2001



Danny Morrison  
2001-05



John Iamarino  
2006-19

### Schaus At-A-Glance

**HOMETOWN:**

West Lafayette, Ind.

**EDUCATION:**

B.A., Purdue, 1983

M.S., West Virginia, 1987

**EXPERIENCE:**

Publicity Assistant, LPGA, 1983

Director of Marketing, Washington Redskins, 1983-86

Radio-TV Marketing Assistant, West Virginia, 1986-87

Assistant AD, University of Oregon, 1987-91

Host Creative Communications, 1991-92

Associate AD, Northern Illinois University, 1992-94

Senior Associate AD, University of Cincinnati, 1994-97

Senior Associate AD, University of Texas at El Paso, 1998-99

Director of Athletics, Wichita State University, 1999-08

Director of Athletics, Ohio University, 2008-19

Commissioner, Southern Conference, 2019-present



# SOUTHERN CONFERENCE STAFF



**Geoff Cabe**  
Senior Associate  
Commissioner



**Sue Arakas**  
Associate  
Commissioner



**Doug King**  
Associate Commissioner  
for Compliance



**Jason Yaman**  
Associate  
Commissioner



**Sean Diminick**  
Assistant Commissioner  
for Championships



**Phil Perry**  
Assistant Commissioner  
for Media Relations



**Paul Lollis**  
Assistant Commissioner  
for Video Productions



**Jasmine Washington**  
Director of  
Creative Services



**Hannah Bradley**  
Assistant Director  
of Media Relations



**Laura Granger**  
Executive Assistant  
to the Commissioner



**Cliff Conway**  
Championships  
Assistant



**Lanie Angel**  
Media Relations  
Assistant

SOCONSPORTS.COM

## SOUTHERN CONFERENCE STAFF DIRECTORY

702 N. Pine St.; Spartanburg, SC 29303  
Administrative FAX 864-591-4282

Office phone 864-591-5100  
Media relations FAX 864-591-3448

Position	Name	Email	Extension
Commissioner	Jim Schaus	jschaus@socon.org	
Senior Associate Commissioner	Geoff Cabe	gcabe@socon.org	205
Associate Commissioner	Sue Arakas	sarakas@socon.org	204
Associate Commissioner for Compliance	Doug King	dking@socon.org	203
Associate Commissioner	Jason Yaman	jyaman@socon.org	209
Assistant Commissioner for Championships	Sean Diminick	sdiminick@socon.org	207
Assistant Commissioner for Media Relations	Phil Perry	pperry@socon.org	201
Assistant Commissioner for Video Productions	Paul Lollis	plollis@socon.org	202
Director of Creative Services	Jasmine Washington	jwashington@socon.org	208
Assistant Director of Media Relations	Hannah Bradley	hbradley@socon.org	213
Executive Assistant to the Commissioner	Laura Granger	lgranger@socon.org	200
Championships Assistant	Cliff Conway	cconway@socon.org	210
Media Relations Assistant	Lanie Angel	langel@socon.org	214



# MEDIA RELATIONS



**Southern Conference**  
702 N. Pine Street  
Spartanburg, S.C. 29303  
www.SoConSports.com

## Press releases

The Southern Conference utilizes email and the league's website (www.SoConSports.com) to distribute information, press releases, notes and statistics. If you wish to be added to the distribution list, please contact a member of the media relations staff.

## ESPN

In the fall of 2020, the Southern Conference reached a new six-year agreement with ESPN and ESPN+ through the 2025-26 academic year that features even more conference games across ESPN networks, as well as an increased presence across ESPN Digital platforms. As part of the new pact, there is an increase in SoCon men's basketball regular-season home telecasts that will air on an ESPN network each year, as well as an expanded men's basketball tournament broadcast schedule that will include both the semifinals and championship game over the six years. All other live digital events produced by the SoCon – including football and men's basketball – will stream on either ESPN+ or ESPN3. In all, an estimated 4,200 SoCon events will be available on ESPN Digital platforms throughout the six-year agreement.

## SoCon Players of the Week

The Southern Conference selects players of the week throughout the season. The honorees will be announced on Mondays and will be available on the conference's website (www.SoConSports.com) or by contacting the conference office.

## Postseason awards

Following the conclusion of the regular season, voting is conducted on the all-conference teams by both the league's coaches and members of the Southern Conference Sports Media Association (SCSMA). Both organizations select a first team, second team and third team, each of which includes five players. Both groups select a Player of the Year, Freshman of the Year, Coach of the Year and an all-freshman team, while the coaches also tab a Defensive Player of the Year.

## Southern Conference Media Relations Staff



**Phil Perry**  
**Asst. Commissioner for Media Relations**  
Office: 864-591-5100  
Cell: 864-525-5174  
Fax: 864-591-3448  
pperry@socon.org

### Responsibilities:

Administration, Academic Awards, Website, Football, Men's Basketball, Men's and Women's Indoor and Outdoor Track and Field and Men's Lacrosse



**Hannah Bradley**  
**Assistant Director of Media Relations**  
Office: 864-591-5100  
Cell: 803-221-8887  
Fax: 864-591-3448  
hbradley@socon.org

### Responsibilities:

Women's Soccer, Volleyball, Women's Basketball, Men's and Women's Tennis, Softball



**Lanie Angel**  
**Media Relations Assistant**  
Office: 864-591-5100  
Cell: 404-539-3698  
Fax: 864-591-3448  
langel@socon.org

### MR contact for:

Men's Soccer, Men's and Women's Cross Country, Rifle, Wrestling, Baseball and Men's Golf



**Jasmine Washington**  
**Director of Creative Services**  
Office: 864-591-5100  
Cell: 571-449-1677  
Fax: 864-591-3448  
jwashington@socon.org

### MR contact for:

Women's Golf

## Southern Conference on the Web

Visit the Southern Conference's official website at www.SoConSports.com. Information related to men's basketball and the conference's other 20 sports can be found on the site, including up-to-date statistics, standings, weekly releases and game recaps. Video streaming of select championships and regular-season contests is also available.

## Southern Conference Sports Media Association (SCSMA)

The Southern Conference Sports Media Association (SCSMA) is an independent organization of conference sportswriters, sportscasters and media relations staff who further the institutions that comprise

the Southern Conference. The organization annually selects and recognizes all-conference football, men's and women's basketball and baseball teams as well as coach of the year, player of the year and freshman of the year for each sport. The organization also works toward the best interests of its members to increase knowledge and prestige of the league.

## SoCon Men's Basketball Media Relations Directory

School	Website	Media Relations	Email	Office Phone	Press Row Phone
The Citadel	CitadelSports.com	John Brush	jbrush@citadel.edu	843-953-6795	843-953-2138
ETSU	ETSUBucs.com	Kevin Brown	brownk@etsu.edu	423-439-5263	423-747-3877
Furman	FurmanPaladins.com	Wesley Herring	wesley.herring@furman.edu	864-294-3062	864-294-3620
Mercer	MercerBears.com	Jake List	list_jm@mercer.edu	478-301-5218	478-733-0638
UNCG	UNCGSpartans.com	Rob Knox	reknox@uncg.edu	336-334-5615	336-218-5343
Samford	SamfordSports.com	Matt Jones	mjones27@samford.edu	205-726-4350	205-726-2377
Chattanooga	GoMocs.com	Corey Belonzi	corey-belonzi@utc.edu	423-425-2116	423-756-5476
VMI	VMIKeydets.com	Wade Branner	brannerwh@vmi.edu	540-464-7515	540-463-6725
Western Carolina	CatamountSports.com	Steven Grandy	sgrandy@email.wcu.edu	828-227-2655	828-227-2129
Wofford	WoffordTerriers.com	Carroll Rich	richcm@wofford.edu	864-597-4092	864-597-4487
Southern Conference	SoConSports.com	Phil Perry	pperry@socon.org	864-591-5100	N/A

#SoConHoops





# WHO'S GOT NXT?

THE NEXT EVOLUTION OF THE GAME IS HERE.  
THE NEW WILSON EVO NXT BASKETBALL.

 @WILSONBASKETBALL







# THE CITADEL



## HEAD COACH DUGGAR BAUCOM

**Alma mater:** .....Charlotte, 1995  
**Hometown:**.....Charlotte, N.C.  
**Career record (years):**.....2522-296 (18)  
**School record (years):**.....64-118 (6)  
**SoCon record (years):**.....28-96 (7)  
**SoCon Championship record (appearances):**.....3-7 (7)  
**NCAA appearances:**.....0

### Assistant coaches

Jack Castleberry .....5th season (VMI, 2007)  
 Josh Hayes.....2nd season (Fitchburg State, 2014)  
 Brad Mason.....4th season (Texas Tech, 2016)



## TYLER MOFFE

Graduate • Guard

9.7 ppg, 4.1 apg in 2020-21

## 2021-22 BULLDOGS ROSTER

No.	Name	Pos.	Ht.	Wt.	Class	Hometown/Last school
0	Jackson Price	F	6-8	200	Fr.	Hiram, Ga./Hiram
1	Stephen Clark	F/C	6-8	200	Jr.	Charlotte, N.C./Metrolina Christian Academy
2	Jackson Gammons	G	6-3	195	Jr.	High Point, N.C./Calvary Day School
3	Rudy Fitzgibbons, III	G	6-0	145	Jr.	Atlanta, Ga./Riverwood International
4	Robert Guyton	G	6-0	165	Sr.	Myrtle Beach, S.C./Christian Academy of Myrtle Beach
5	David Maynard	G	6-4	205	Gr.	Herriman, Utah/Colgate
10	Brock Wakefield	G	6-3	180	Fr.	Annapolis, Md./South Iron
11	Jason Roche	F	6-5	180	Fr.	Berkeley, Calif./St. Mary's HS
12	Brent Davis	G	6-3	185	So.	Miramar, Fla./Miramar
13	Tyler Moffe	G	6-1	175	Gr.	Elmira, N.Y./Mansfield
14	Brady Spence	F/C	6-9	200	Jr.	Douglasville, Ga./Alexander
15	Jerry Higgins, III	G	5-10	175	Sr.	Cleveland, Ohio/Villa Angela-St. Joseph
23	Owen Spencer	F/C	6-9	205	So.	Cincinnati, Ohio/Turpin
24	Dylan Engler	G	6-5	185	So.	Oswego, Ill./Link Prep
33	Hayden Brown	F	6-5	225	Gr.	Greer, S.C./Byrnes

## 2021-22 SCHEDULE

Date	Opponent	Time
<b>November</b>		
9	at Pittsburgh	7 p.m.
12	<b>MORRIS</b>	<b>12 p.m.</b>
15	at Presbyterian	7 p.m.
18	<b>CARVER</b>	<b>TBA</b>
22	at Duke	9 p.m.
28	at South Carolina State	2 p.m.

<b>December</b>		
1	at UNC Asheville	6:30 p.m.
6	<b>NORTH CAROLINA CENTRAL</b>	<b>7 p.m.</b>
16	<b>ST. ANDREWS</b>	<b>7 p.m.</b>
20	<b>SOUTH CAROLINA STATE#</b>	<b>TBA</b>
21	<b>MANHATTAN#</b>	<b>TBA</b>
29	<b>*MERCER</b>	<b>TBA</b>

<b>January</b>		
1	*at Samford	3 p.m.
5	*at Western Carolina	7 p.m.
8	*at Chattanooga	4 p.m.
13	<b>*UNCG</b>	<b>TBA</b>
15	<b>*VMI</b>	<b>TBA</b>
19	*at Wofford	7 p.m.
22	*at ETSU	TBA
26	<b>*WESTERN CAROLINA</b>	<b>TBA</b>
29	<b>*CHATTANOOGA</b>	<b>TBA</b>

<b>February</b>		
2	*at Furman	TBA
5	<b>*SAMFORD</b>	<b>1 p.m.</b>
10	*at UNCG	7 p.m.
12	*at VMI	1 p.m.
16	<b>*WOFFORD</b>	<b>TBA</b>
19	<b>*ETSU</b>	<b>TBA</b>
23	*at Mercer	TBA
26	<b>*FURMAN</b>	<b>TBA</b>

<b>March</b>		
4-7	at SoCon Championship (Asheville, N.C.)	

\* - Southern Conference game  
 # - The Citadel Classic

## BAUCOM YEAR-BY-YEAR

Year	School	Record	Pct.	SoCon	Pct.
2003-04	Tusculum	19-8	.704	-	-
2004-05	Tusculum	18-11	.621	-	-
<b>Tusculum (2)</b>					
		<b>37-19</b>	<b>.661</b>	-	-
2005-06	VMI	7-20	.259	-	-
2006-07	VMI	14-19	.424	-	-
2007-08	VMI	14-15	.483	-	-
2008-09	VMI	24-8	.750	-	-
2009-10	VMI	10-19	.345	-	-
2010-11	VMI	18-13	.581	-	-
2011-12	VMI	17-16	.515	-	-
2012-13	VMI	14-17	.452	-	-
2013-14	VMI	22-13	.629	-	-
2014-15	VMI	11-19	.367	7-11	.389
<b>VMI (10)</b>					
		<b>151-159</b>	<b>.487</b>	<b>7-11</b>	<b>.389</b>
2015-16	The Citadel	10-22	.312	3-15	.167
2016-17	The Citadel	12-21	.364	4-14	.222
2017-18	The Citadel	11-21	.344	5-13	.278
2018-19	The Citadel	12-18	.400	4-14	.222
2019-20	The Citadel	6-24	.200	0-18	.000
2020-21	The Citadel	13-12	.520	5-11	.312
<b>The Citadel (6)</b>					
		<b>64-118</b>	<b>.352</b>	<b>21-85</b>	<b>.198</b>

**Career (18)**      **252-296 .460 28-96 .226**

## THE CITADEL BULLDOGS

### Basic information

Location: .....Charleston, S.C.  
 Founded:.....1842  
 Enrollment:.....3,767  
 Nickname:.....Bulldogs  
 Colors:.....Citadel Blue and White  
 President:.....Gen. Glenn M. Walters  
 Athletics director:.....Mike Capaccio

### Team information

2020-21 record:.....13-12  
 SoCon record:.....5-11 (8th)  
 Home:.....11-3  
 Away:.....1-8  
 Neutral:.....1-1  
 Letterwinners returning/lost:.....8/3  
 Starters returning/lost:.....3/2  
 Arena:.....McAlister Field House (6,000)  
 Arena record:.....539-449 (.546)

**SoCon regular-season titles (0)** .....

**SoCon Championship titles (0)** .....

**NCAA appearances (0)** .....

### Media relations

John Brush  
 jbrush@citadel.edu  
 Office: 843-953-6795  
 Cell: 270-293-0590  
 Press row: 843-953-2138  
 CitadelSports.com



John Brush



#SoConHoops





## 2020-21 STATISTICS

### Overall statistics

Player	GP	GS	Min	Avg	FG	FGA	Pct	3FG	3FGA	Pct	FT	FTA	Pct	R-Off	R-Def	Reb	Avg	PF	FO	A	TO	Blk	Stl	Pts	Avg
Hayden Brown	24	24	753	31.4	159	313	.508	26	91	.286	107	152	.704	55	197	252	10.5	67	3	67	60	9	27	451	18.8
Kaiden Rice	25	25	845	33.8	151	365	.414	92	264	.348	47	53	.887	17	87	104	4.2	38	0	27	36	1	11	441	17.6
Fletcher Abree	23	23	743	32.3	92	223	.413	59	159	.371	43	54	.796	11	63	74	3.2	37	0	50	23	8	14	286	12.4
Tyler Moffe	22	22	645	29.3	75	186	.403	24	67	.358	40	53	.755	12	81	93	4.2	56	0	91	52	10	17	214	9.7
Stephen Clark	25	18	585	23.4	62	100	.620	2	12	.167	22	41	.537	30	86	116	4.6	49	0	53	41	46	19	148	5.9
Rudy Fitzgibbons III	23	3	307	13.3	37	97	.381	23	55	.418	15	24	.625	11	18	29	1.3	31	0	32	20	2	15	112	4.9
Jerry Higgins III	11	0	131	11.9	16	30	.533	6	10	.600	13	16	.813	4	5	9	0.8	8	0	18	11	0	6	51	4.6
Brent Davis	23	2	295	12.8	37	81	.457	15	33	.455	16	37	.432	15	26	41	1.8	35	0	9	9	7	13	105	4.6
Brady Spence	18	8	162	9.0	29	52	.558	0	0	.000	23	30	.767	20	27	47	2.6	28	1	4	14	11	2	81	4.5
Derek Webster Jr.	22	0	306	13.9	30	59	.508	0	0	.000	16	21	.762	25	48	73	3.3	37	0	26	21	8	4	76	3.5
Jackson Gammons	12	0	90	7.5	11	24	.458	5	14	.357	4	9	.444	5	5	10	0.8	8	0	6	4	1	4	31	2.6
Dylan Engler	7	0	38	5.4	3	13	.231	3	11	.273	0	1	.000	1	12	13	1.9	1	0	1	2	2	4	9	1.3
Robert Guyton	3	0	13	4.3	1	6	.167	1	4	.250	0	0	.000	0	0	0	0.0	2	0	3	1	0	0	3	1.0
Owen Spencer	11	0	87	7.9	5	17	.294	0	0	.000	1	4	.250	6	14	20	1.8	8	0	2	3	3	0	11	1.0
TEAM														25	38	63	2.5	0				6		0	
<b>Total</b>	<b>25</b>				<b>708</b>	<b>1566</b>	<b>.452</b>	<b>256</b>	<b>720</b>	<b>.356</b>	<b>347</b>	<b>495</b>	<b>.701</b>	<b>237</b>	<b>707</b>	<b>944</b>	<b>37.8</b>	<b>405</b>	<b>4</b>	<b>389</b>	<b>303</b>	<b>108</b>	<b>136</b>	<b>2019</b>	<b>80.8</b>
<b>Opponents</b>	<b>25</b>				<b>727</b>	<b>1626</b>	<b>.447</b>	<b>175</b>	<b>562</b>	<b>.311</b>	<b>330</b>	<b>435</b>	<b>.759</b>	<b>236</b>	<b>696</b>	<b>932</b>	<b>37.3</b>	<b>462</b>	<b>-</b>	<b>324</b>	<b>282</b>	<b>74</b>	<b>175</b>	<b>1959</b>	<b>78.4</b>

### Conference-only statistics

Player	GP	GS	Min	Avg	FG	FGA	Pct	3FG	3FGA	Pct	FT	FTA	Pct	R-Off	R-Def	Reb	Avg	PF	FO	A	TO	Blk	Stl	Pts	Avg
Hayden Brown	16	16	515	32.2	101	204	.495	15	56	.268	73	106	.689	35	133	168	10.5	42	0	43	41	6	16	290	18.1
Kaiden Rice	16	16	564	35.2	100	247	.405	58	173	.335	30	35	.857	10	64	74	4.6	21	0	20	17	0	6	288	18.0
Fletcher Abree	14	14	477	34.1	51	131	.389	29	89	.326	21	27	.778	3	37	40	2.9	18	0	23	16	4	10	152	10.9
Tyler Moffe	16	16	467	29.2	50	130	.385	14	42	.333	24	32	.750	10	57	67	4.2	39	0	64	36	7	8	138	8.6
Stephen Clark	16	15	385	24.1	37	63	.587	0	8	.000	13	20	.650	15	49	64	4.0	32	0	39	21	35	14	87	5.4
Rudy Fitzgibbons III	15	0	180	12.0	23	58	.397	14	36	.389	7	14	.500	4	9	13	0.9	20	0	15	15	1	6	67	4.5
Derek Webster Jr.	16	0	238	14.9	26	52	.500	0	0	.000	12	15	.800	19	35	54	3.4	32	0	16	18	8	3	64	4.0
Brent Davis	16	2	205	12.8	21	57	.368	7	22	.318	9	21	.429	6	13	19	1.2	23	0	5	7	5	5	58	3.6
Brady Spence	11	1	77	7.0	12	24	.500	0	0	.000	10	14	.714	8	10	18	1.6	11	0	2	7	4	1	34	3.1
Jerry Higgins III	5	0	44	8.8	4	9	.444	1	2	.500	6	8	.750	1	0	1	0.2	2	0	3	5	0	0	15	3.0
Jackson Gammons	4	0	19	4.8	1	2	.500	1	2	.500	1	5	.200	0	0	0	0.0	0	0	1	0	0	0	4	1.0
Owen Spencer	4	0	18	4.5	0	1	.000	0	0	.000	0	0	.000	2	4	6	1.5	2	0	1	2	0	0	0	0.0
Robert Guyton	1	0	2	2.0	0	1	.000	0	0	.000	0	0	.000	0	0	0	0.0	0	0	0	0	0	0	0	0.0
Dylan Engler	3	0	9	3.0	0	2	.000	0	1	.000	0	0	.000	0	3	3	1.0	0	0	0	2	0	0	0	0.0
TEAM														18	19	37	2.3	0				4		0	
<b>Total</b>	<b>16</b>				<b>426</b>	<b>981</b>	<b>.434</b>	<b>139</b>	<b>431</b>	<b>.323</b>	<b>206</b>	<b>297</b>	<b>.694</b>	<b>131</b>	<b>433</b>	<b>564</b>	<b>35.2</b>	<b>242</b>	<b>0</b>	<b>232</b>	<b>189</b>	<b>72</b>	<b>69</b>	<b>1197</b>	<b>74.8</b>
<b>Opponents</b>	<b>16</b>				<b>502</b>	<b>1059</b>	<b>.474</b>	<b>123</b>	<b>384</b>	<b>.320</b>	<b>195</b>	<b>249</b>	<b>.783</b>	<b>153</b>	<b>475</b>	<b>628</b>	<b>39.2</b>	<b>283</b>	<b>-</b>	<b>232</b>	<b>155</b>	<b>56</b>	<b>122</b>	<b>1322</b>	<b>82.6</b>



## HAYDEN BROWN

Graduate • Forward  
18.8 ppg, 10.5 rpg in 2020-21

## 2020-21 RESULTS

(13-12 overall, 5-11 SoCon; 8th)

Date	Opponent	Result
N25	PIEDMONT	W, 89-64
D3	NORTH CAROLINA A&T	W, 78-70
D5	TOCCOA FALLS	W, 100-58
D7	COLUMBIA INTERNATIONAL	W, 96-57
D9	CARVER	W, 102-51
D19	at Longwood	W, 91-89
D22	PRESBYTERIAN	W, 94-82
J9	*CHATTANOOGA	W, 92-87
J13	*FURMAN	L, 88-94
J16	*at VMI	L, 103-110
J18	*at UNCG	L, 73-87
J20	*MERCER	L, 63-83
J23	*at Samford	canc.
J27	*WOFFORD	W, 77-69
J30	*at ETSU	L, 84-112
F1	*at Western Carolina	L, 75-76
F3	*UNCG	L, 66-85
F6	*WESTERN CAROLINA	W, 74-63
F10	*ETSU	W, 79-71
F13	*at Chattanooga	L, 66-70
F17	*at Wofford	L, 67-81
F20	*VMI	W, 75-74
F22	*at Mercer	L, 52-88
F24	*at Furman	L, 63-72
F27	*SAMFORD	canc.
M5	vs. Western Carolina&	W, 100-68
M6	vs. UNCG&	L, 72-80

\* - Southern Conference game  
& - at SoCon Championship (Asheville, N.C.)

## HEAD COACH DESMOND OLIVER



**Alma mater:** ..... Dominican , 1992  
**Hometown:**..... Buffalo, N.Y.  
**Career record (years):**..... 0-0 (First season)  
**School record (years):**..... Same  
**SoCon record (years):**..... 0-0 (First season)  
**SoCon Championship record (appearances):**..... 0-0 (First season)  
**NCAA appearances:**..... 0

### Assistant coaches

Mark Bialkoski..... 1st season (Georgia Southern, 2008)  
 Patrice Days..... 1st season (New Orleans, 2010)  
 Mantoris Robinson..... 1st season (Winthrop, 2010)



## DAVID SLOANE

*Graduate • Guard*

*11.1 ppg, 4.3 apg in 2020-21*

## 2021-22 BUCS ROSTER

No.	Name	Pos.	Ht.	Wt.	Class	Hometown/Last school
0	Silas Adheke	C	6-8	245	Gr.	Lagos, Nigeria/Northern Kentucky
1	Mohab Yasser	G	6-5	183	Fr.	Giza, Egypt/Zamalek Sporting Club
2	Jordan King	G	6-0	172	So.	Albany, N.Y./Siena
4	David Sloan	G	6-0	180	Gr.	Louisville, Ky./Kansas State
5	Allen Strothers	G	6-1	167	Fr.	Newport News, Va./Menchville
11	Brandon Hall	G	6-3	191	Fr.	Chicago, Ill./Thornton Township
14	Ty Brewer	F	6-9	205	Jr.	Meridian, Miss./Southeastern Louisiana
15	Cameron George	G	6-3	184	Fr.	Knoxville, Tenn./William Blount
20	Kordell Charles	F	6-8	200	Fr.	Ontario, Canada/IMG Academy
21	Matt Nunez	C	6-10	246	Fr.	Newport News, Va./Hargrave Military Academy
22	Jaden Seymour	F	6-8	191	Fr.	Charlotte, N.C./Wichita State
23	Vonnice Patterson	F	6-4	200	Gr.	Louisville, Ky./John A. Logan College
24	Isaac Farah	F	6-7	208	Fr.	Fishers, Ind./Liberty Heights Athletic Institute
25	Ledarius Brewer	G	6-5	190	R-Jr.	Meridian, Miss./Southeast Missouri State
33	Charlie Weber	F	6-9	215	So.	Owings, Md./Bishop O'Connell

## 2021-22 SCHEDULE

Date	Opponent	Time (ET)
<b>November</b>		
12	at App State	TBA
14	at Tennessee	12 p.m.
18	<b>USC UPSTATE</b>	TBA
22	vs. Murray State#	5:30 p.m.
23	vs. Long Beach St./Missouri St.#	2:30/8 p.m.
24	vs. TBA#	TBA
27	<b>LEES-MCRAE</b>	TBA
<b>December</b>		
1	at UAB	7:30 p.m.
4	<b>LENOIR-RHYNE</b>	TBA
11	<b>MOREHEAD STATE</b>	TBA
14	<b>NORTH CAROLINA A&amp;T</b>	TBA
18	at UNC Asheville	2 p.m.
22	at Georgia	7 p.m.
30	*at Chattanooga	7 p.m.
<b>January</b>		
1	* <b>WESTERN CAROLINA</b>	TBA
5	* <b>VMI</b>	TBA
8	* <b>WOFFORD</b>	TBA
12	*at Furman	TBA
15	*at Samford	3 p.m.
19	* <b>MERCER</b>	TBA
22	* <b>THE CITADEL</b>	TBA
26	* <b>UNCG</b>	TBA
29	*at VMI	1 p.m.
<b>February</b>		
2	*at Western Carolina	7 p.m.
5	*at Wofford	7 p.m.
7	* <b>FURMAN</b>	7 p.m.
12	* <b>SAMFORD</b>	TBA
16	*at Mercer	TBA
19	*at The Citadel	TBA
23	* <b>CHATTANOOGA</b>	TBA
27	*at UNCG	3 p.m.
<b>March</b>		
5-8	at SoCon Championship (Asheville, N.C.)	

\* - Southern Conference game  
 # - Naples Invitational (Naples, Fla.)

## ETSU BUCS

### Basic information

Location: ..... Johnson City, Tenn.  
 Founded: ..... 1911  
 Enrollment: ..... 13,800  
 Nickname: ..... Buccaneers  
 Colors: ..... Navy Blue and Old Gold  
 President: ..... Dr. Brian Noland  
 Athletics director: ..... Scott Carter

### Team information

2020-21 record: ..... 13-12  
 SoCon record: ..... 8-7 (5th)  
 Home: ..... 8-4  
 Away: ..... 3-5  
 Neutral: ..... 2-3  
 Letterwinners returning/lost: ..... 6/6  
 Starters returning/lost: ..... 4/1  
 Arena: ..... Freedom Hall Civic Center (6,177)  
 Arena record (since 2013-14): ..... 88-20 (.815)

### SoCon regular-season titles (9)

1990, 1991, 1992, 2001 (N), 2002 (N), 2003 (N), 2004 (N), 2017, 2019

### SoCon Championship titles (8)

1989, 1990, 1991, 1992, 2003, 2004, 2017, 2019

### NCAA appearances (10)

1968, 1989, 1990, 1991, 1992, 2003, 2004, 2009, 2010, 2017

### Media relations

Kevin Brown  
 brownk@etsu.edu  
 Office: 423-439-5263  
 Cell: 423-747-3877  
 Press row: 423-747-3877  
 ETSUBucs.com



Kevin Brown

## OLIVER YEAR-BY-YEAR

Year	School	Record	Pct.	SoCon	Pct.
2021-22	ETSU	First season			
<b>Career (first season)</b>		<b>0-0</b>	<b>.000</b>	<b>0-0</b>	<b>.000</b>



#SoConHoops



## 2020-21 STATISTICS

### Overall statistics

Player	GP	GS	Min	Avg	FG	FGA	Pct	3FG	3FGA	Pct	FT	FTA	Pct	R-Off	R-Def	Reb	Avg	PF	FO	A	TO	Blk	Stl	Pts	Avg
Ledarius Brewer	24	23	747	31.1	142	303	.469	59	153	.386	45	64	.703	18	90	108	4.5	50	1	36	68	14	36	388	16.2
Damari Monsanto	25	20	684	27.4	102	249	.410	52	147	.354	38	48	.792	37	146	183	7.3	48	0	23	36	6	27	294	11.8
David Sloan	24	15	675	28.1	90	211	.427	27	65	.415	60	81	.741	8	45	53	2.2	62	1	103	60	1	19	267	11.1
Ty Brewer	25	0	548	21.9	80	183	.437	23	75	.307	30	41	.732	29	72	101	4.0	34	0	19	22	8	22	213	8.5
Serrel Smith Jr.	25	17	590	23.6	57	154	.370	17	64	.266	44	53	.830	11	47	58	2.3	40	0	28	29	1	24	175	7.0
Vonnie Patterson	25	25	567	22.7	52	102	.510	12	34	.353	31	52	.596	36	48	84	3.4	57	1	35	28	5	20	147	5.9
Silas Adheke	25	25	651	26.0	59	113	.522	0	1	.000	29	50	.580	56	94	150	6.0	67	3	28	39	22	22	147	5.9
Richard Amaefule	19	0	157	8.3	10	22	.455	0	0	.000	8	14	.571	15	31	46	2.4	23	0	4	10	3	6	28	1.5
Charlie Weber	19	0	134	7.1	8	24	.333	4	13	.308	6	8	.750	7	22	29	1.5	22	1	4	6	3	1	26	1.4
Marcus Niblack	16	0	151	9.4	9	27	.333	1	10	.100	2	6	.333	2	12	14	0.9	15	1	11	16	0	3	21	1.3
Truth Harris	18	0	90	5.0	8	20	.400	4	10	.400	2	6	.333	2	3	5	0.3	9	0	3	6	0	3	22	1.2
Ismael Valdez	2	0	4	2.0	1	4	.250	0	0	.000	0	0	.000	1	0	1	0.5	0	0	1	0	0	0	2	1.0
Jordan Coffin	5	0	9	1.8	1	2	.500	1	2	.500	0	0	.000	0	3	3	0.6	1	0	0	0	0	0	3	0.6
Morrell Schramm	5	0	11	2.2	1	1	1.000	1	1	1.000	0	0	.000	0	1	1	0.2	3	0	0	1	0	1	3	0.6
Paul Smith	1	0	2	2.0	0	0	.000	0	0	.000	0	0	.000	0	0	0	0.0	0	0	0	0	1	0	0	0.0
Sadaidriene Hall	2	0	5	2.5	0	1	.000	0	0	.000	0	0	.000	0	0	0	0.0	0	0	0	1	0	0	0	0.0
TEAM														33	28	61	2.4	0			17			0	
<b>Total</b>	<b>25</b>				<b>620</b>	<b>1416</b>	<b>.438</b>	<b>201</b>	<b>575</b>	<b>.350</b>	<b>295</b>	<b>423</b>	<b>.697</b>	<b>255</b>	<b>642</b>	<b>897</b>	<b>35.9</b>	<b>431</b>	<b>8</b>	<b>295</b>	<b>339</b>	<b>64</b>	<b>184</b>	<b>1736</b>	<b>69.4</b>
<b>Opponents</b>	<b>25</b>				<b>573</b>	<b>1370</b>	<b>.418</b>	<b>211</b>	<b>617</b>	<b>.342</b>	<b>297</b>	<b>429</b>	<b>.692</b>	<b>228</b>	<b>595</b>	<b>823</b>	<b>32.9</b>	<b>421</b>	<b>-</b>	<b>321</b>	<b>344</b>	<b>77</b>	<b>161</b>	<b>1654</b>	<b>66.2</b>

### Conference-only statistics

Player	GP	GS	Min	Avg	FG	FGA	Pct	3FG	3FGA	Pct	FT	FTA	Pct	R-Off	R-Def	Reb	Avg	PF	FO	A	TO	Blk	Stl	Pts	Avg
Ledarius Brewer	14	13	443	31.6	91	190	.479	38	94	.404	22	29	.759	14	48	62	4.4	31	1	24	40	7	24	242	17.3
Damari Monsanto	15	15	449	29.9	70	164	.427	33	87	.379	25	33	.758	27	93	120	8.0	36	0	13	23	2	14	198	13.2
David Sloan	14	5	397	28.4	54	124	.435	15	35	.429	35	47	.745	5	30	35	2.5	40	1	63	29	0	10	158	11.3
Serrel Smith Jr.	15	12	384	25.6	43	104	.413	13	43	.302	30	35	.857	6	32	38	2.5	24	0	18	16	1	13	129	8.6
Ty Brewer	15	0	326	21.7	47	102	.461	15	40	.375	15	23	.652	13	41	54	3.6	21	0	12	14	5	17	124	8.3
Silas Adheke	15	15	418	27.9	36	75	.480	0	1	.000	23	39	.590	44	48	92	6.1	36	2	19	20	13	18	95	6.3
Vonnie Patterson	15	15	349	23.3	33	55	.600	8	16	.500	18	28	.643	26	25	51	3.4	33	1	19	18	4	11	92	6.1
Charlie Weber	15	0	115	7.7	7	23	.304	3	12	.250	6	7	.857	7	18	25	1.7	17	1	4	5	2	1	23	1.5
Ismael Valdez	2	0	4	2.0	1	4	.250	0	0	.000	0	0	.000	1	0	1	0.5	0	0	1	0	0	0	2	1.0
Richard Amaefule	10	0	52	5.2	3	9	.333	0	0	.000	3	5	.600	5	12	17	1.7	8	0	1	3	1	0	9	0.9
Truth Harris	10	0	36	3.6	3	9	.333	1	3	.333	1	3	.333	1	0	1	0.1	1	0	1	1	0	2	8	0.8
Morrell Schramm	4	0	7	1.8	1	1	1.000	1	1	1.000	0	0	.000	0	1	1	0.3	2	0	0	0	0	1	3	0.8
Marcus Niblack	7	0	33	4.7	0	2	.000	0	1	.000	2	3	.667	1	2	3	0.4	4	0	3	2	0	0	2	0.3
Paul Smith	1	0	2	2.0	0	0	.000	0	0	.000	0	0	.000	0	0	0	0.0	0	0	0	0	1	0	0	0.0
Jordan Coffin	3	0	5	1.7	0	0	.000	0	0	.000	0	0	.000	0	0	0	0.0	1	0	0	0	0	0	0	0.0
Sadaidriene Hall	2	0	5	2.5	0	1	.000	0	0	.000	0	0	.000	0	0	0	0.0	0	0	0	1	0	0	0	0.0
TEAM														17	14	31	2.1	0			9			0	
<b>Total</b>	<b>15</b>				<b>389</b>	<b>863</b>	<b>.451</b>	<b>127</b>	<b>333</b>	<b>.381</b>	<b>180</b>	<b>252</b>	<b>.714</b>	<b>167</b>	<b>364</b>	<b>531</b>	<b>35.4</b>	<b>254</b>	<b>6</b>	<b>178</b>	<b>181</b>	<b>36</b>	<b>111</b>	<b>1085</b>	<b>72.3</b>
<b>Opponents</b>	<b>15</b>				<b>360</b>	<b>808</b>	<b>.446</b>	<b>130</b>	<b>386</b>	<b>.337</b>	<b>177</b>	<b>250</b>	<b>.708</b>	<b>125</b>	<b>346</b>	<b>471</b>	<b>31.4</b>	<b>239</b>	<b>-</b>	<b>205</b>	<b>192</b>	<b>46</b>	<b>84</b>	<b>1027</b>	<b>68.5</b>



**LEDARRIUS BREWER**  
 Redshirt junior • Guard  
 16.2 ppg, 4.5 rpg in 2020-21

## 2020-21 RESULTS

(13-12 overall, 8-7 SoCon; 5th)

Date	Opponent	Result
N25	vs. Abilene Christian <sup>^</sup>	L, 47-70
N26	vs. Austin Peay <sup>^</sup>	L, 66-67
N27	vs. Middle Tennessee <sup>^</sup>	W, 57-43
<b>D12</b>	<b>UAB</b>	<b>L, 61-65</b>
<b>D15</b>	<b>GARDNER-WEBB</b>	<b>W, 65-60</b>
<b>D17</b>	<b>COLUMBIA INTERNATIONAL</b>	<b>W, 96-54</b>
<b>D19</b>	<b>LEE</b>	<b>W, 62-53</b>
D22	at Alabama	L, 69-85
<b>D30</b>	<b>*WESTERN CAROLINA</b>	<b>W, 86-78</b>
J2	*at UNCG	W, 71-61
J16	*at Furman	L, 66-78
<b>J18</b>	<b>*VMI</b>	<b>W, 92-81</b>
J20	*at Western Carolina	W, 59-48
<b>J23</b>	<b>*FURMAN</b>	<b>W, 71-62</b>
<b>J30</b>	<b>*THE CITADEL</b>	<b>W, 112-84</b>
<b>F1</b>	<b>*SAMFORD</b>	<b>canc.</b>
F1	*at Wofford	L, 62-67
F3	*at Mercer	W, 70-64
<b>F6</b>	<b>*CHATTANOOGA</b>	<b>L, 65-67</b>
F10	*at The Citadel	L, 71-79
<b>F13</b>	<b>*WOFFORD</b>	<b>W, 71-49</b>
F15	*at Chattanooga	L, 51-53
<b>F17</b>	<b>*MERCER</b>	<b>L, 64-71</b>
F20	*at Samford	canc.
F24	*at VMI	canc.
<b>F27</b>	<b>*UNCG</b>	<b>L, 74-85 (OT)</b>
M6	vs. Chattanooga&	W, 63-53
M7	vs. UNCG&	L, 65-77

\* - Southern Conference game  
<sup>^</sup> - Gulf Coast Showcase (Estero, Fla.)  
 & - at SoCon Championship (Asheville, N.C.)



## HEAD COACH BOB RICHEY



**Alma mater:** ..... North Greenville, 2006  
**Hometown:**..... Florence, S.C.  
**Career record (years):**.....89-35 (4)  
**School record (years):**..... Same  
**SoCon record (years):**.....51-18 (4)  
**SoCon Championship record (appearances):**.....2-4 (4)  
**NCAA appearances:**.....0

### Assistant coaches

Jeremy Growe.....3rd season (Indiana, 2009)  
 Tim Johnson.....3rd season (Wofford, 2011)  
 Jimmie Williams .....4th season (MidAmerica Nazarene, 2002)



## ALEX HUNTER

**Fifth year • Guard**

**11.1 ppg, 3.6 rpg in 2020-21**

## 2021-22 PALADINS ROSTER

No.	Name	Pos.	Ht.	Wt.	Class	Hometown/Last school
0	JP Pegues	G	6-2	165	Fr.	Nashville, Tenn./Hillsboro
1	Jaylon Pugh	G	6-0	173	Sr.	Cartersville, Ga./Cartersville
2	Colin Kenney	G	6-1	172	Jr.	Michigan City, Ind./Marquette HS
3	Mike Bothwell	G	6-3	195	Sr.	Cleveland Heights, Ohio/Cornerstone Christian Academy
5	Marcus Foster	G	6-4	210	R-So.	Atlanta, Ga./Drew Charter
10	Alex Hunter	G	5-11	180	5th	Raleigh, N.C./Leesville Road
11	Robert Swanson	G	5-10	165	Sr.	Myrtle Beach, S.C./Myrtle Beach
12	Jonny Lawrence	F	6-10	205	R-So.	Orlando, Fla./Lake Howell
13	Garrett Hien	F	6-9	205	So.	Charlotte, N.C./Concord First Assembly Academy
14	Rett Lister	G	6-1	167	Jr.	Easley, S.C./Easley
15	Tyrese Hughey	F	6-6	210	Fr.	Columbus, Ohio/Thomas Worthington
20	Jalen Slawson	F	6-7	218	Sr.	Summerville, S.C./Pinewood Prep
21	Ben Beeker	F	6-9	225	Jr.	Hendersonville, N.C./Hendersonville
22	Joe Anderson	G	6-0	170	So.	Maryville, Tenn./Maryville
24	Alex Williams	F	6-5	205	Fr.	Xenia, Ohio/Archbishop Moeller
35	James Repass	F	6-10	250	Fr.	Jacksonville, Fla./Providence School
51	Conley Garrison	G	6-1	170	Gr.	Bolivar, Mo./Drury University

## 2021-22 SCHEDULE

Date	Opponent	Time (ET)
<b>November</b>		
9	<b>NORTH GREENVILLE</b>	TBA
12	at Louisville	7 p.m.
15	at Belmont	7:30 p.m.
19	<b>RADFORD^</b>	TBA
21	<b>NAVY^</b>	TBA
27	at USC Upstate	4 p.m.
30	at High Point	7 p.m.
<b>December</b>		
3	<b>COLLEGE OF CHARLESTON</b>	TBA
7	at Winthrop	7 p.m.
10	<b>APP STATE</b>	TBA
14	at North Carolina	7 p.m.
17	at Mississippi State	7 p.m.
21	<b>PRESBYTERIAN</b>	TBA
29	<b>*SAMFORD</b>	TBA
<b>January</b>		
1	*at VMI	1 p.m.
5	*at UNCG	7 p.m.
8	<b>*MERCER#</b>	TBA
12	<b>*ETSU</b>	TBA
15	*at Chattanooga	4 p.m.
19	<b>*WESTERN CAROLINA</b>	TBA
22	*at Wofford	7 p.m.
26	<b>*VMI</b>	TBA
29	*at Mercer	TBA
<b>February</b>		
2	<b>*THE CITADEL</b>	TBA
5	<b>*UNCG#</b>	TBA
7	*at ETSU	7 p.m.
12	<b>*CHATTANOOGA</b>	TBA
16	*at Western Carolina	7 p.m.
19	<b>*WOFFORD#</b>	TBA
23	*at Samford	8 p.m.
26	*at The Citadel	TBA
<b>March</b>		
4-7	at SoCon Championship (Asheville, N.C.)	

\* - Southern Conference game  
 ^ - Furman Multi Team Event  
 # - Bon Secours Wellness Arena (Greenville, S.C.)

## RICHEY YEAR-BY-YEAR

Year	School	Record	Pct.	SoCon	Pct.
2016-17*	Furman	0-1	.000	0-0	.000
2017-18	Furman	23-10	.697	13-5	.722
2018-19	Furman	25-8	.758	13-5	.722
2019-20	Furman	25-7	.781	15-3	.833
2020-21	Furman	16-9	.640	10-5	.667
<b>Career (4)</b>		<b>89-35</b>	<b>.718</b>	<b>51-18</b>	<b>.739</b>

\* Served as interim coach for final game of the season

## FURMAN PALADINS

### Basic information

Location: ..... Greenville, S.C.  
 Founded:..... 1826  
 Enrollment: .....2,600  
 Nickname:..... Paladins  
 Colors:..... Purple and White  
 President:.....Dr. Elizabeth Davis  
 Athletics director:..... Jason Donnelly

### Team information

2020-21 record: ..... 16-9  
 SoCon record: ..... 10-5 (3rd)  
 Home: ..... 11-1  
 Away: ..... 5-7  
 Neutral:..... 0-1  
 Letterwinners returning/lost:..... 12/2  
 Starters returning/lost: ..... 3/2  
 Arena:..... Timmons Arena (2,500)  
 Arena record:..... 224-105 (.681)

### SoCon regular-season titles (6) .....

1974, 1975, 1977, 1980, 1991, 2017

### SoCon Championship titles (6) .....

1971, 1973, 1974, 1975, 1978, 1980

### NCAA appearances (6) .....

1971, 1973, 1974, 1975, 1978, 1980

### Media relations

Wesley Herring  
 wesley.herring@furman.edu  
 Office: 864-294-3062  
 Cell: 843-845-2817  
 Press row: 864-294-3620  
 FurmanPaladins.com



Wesley Herring







## 2020-21 STATISTICS

### Overall statistics

Player	GP	GS	Min	Avg	FG	FGA	Pct	3FG	3FGA	Pct	FT	FTA	Pct	R-Off	R-Def	Reb	Avg	PF	FO	A	TO	Blk	Stl	Pts	Avg
Mike Bothwell	25	25	811	32.4	147	304	.484	30	108	.278	66	80	.825	37	86	123	4.9	53	0	73	56	5	41	390	15.6
Noah Gurley	25	25	728	29.1	146	299	.488	38	112	.339	56	81	.691	30	114	144	5.8	59	3	63	57	27	23	386	15.4
Clay Mounce	25	24	746	29.8	129	269	.480	49	150	.327	38	48	.792	49	108	157	6.3	57	3	36	30	14	26	345	13.8
Alex Hunter	25	25	801	32.0	97	208	.466	63	156	.404	21	24	.875	9	80	89	3.6	45	0	91	34	0	25	278	11.1
Jalen Slawson	25	17	637	25.5	74	130	.569	14	38	.368	56	81	.691	30	103	133	5.3	72	1	71	54	30	31	218	8.7
Garrett Hien	25	5	337	13.5	44	67	.657	0	4	.000	16	32	.500	20	40	60	2.4	34	1	25	24	2	10	104	4.2
Jaylon Pugh	16	1	160	10.0	21	47	.447	15	37	.405	6	10	.600	0	11	11	0.7	25	0	6	7	0	7	63	3.9
Marcus Foster	18	0	171	9.5	16	38	.421	2	10	.200	14	22	.636	9	30	39	2.2	23	0	7	11	1	9	48	2.7
Jonny Lawrence	20	0	133	6.7	16	41	.390	15	36	.417	6	7	.857	6	21	27	1.4	14	0	3	7	3	7	53	2.7
Colin Kenney	20	2	204	10.2	17	45	.378	9	31	.290	3	4	.750	4	11	15	0.8	11	0	9	6	1	6	46	2.3
Ben Beeker	6	0	24	4.0	4	7	.571	0	0	.000	4	7	.571	2	2	4	0.7	3	0	3	0	1	2	12	2.0
Joe Anderson	24	1	246	10.3	14	37	.378	7	25	.280	0	0	.000	1	13	14	0.6	31	0	26	14	0	18	35	1.5
Robert Swanson	7	0	17	2.4	4	5	.800	0	1	.000	1	1	1.000	0	1	1	0.1	0	0	1	1	0	0	9	1.3
Rett Lister	5	0	10	2.0	1	2	.500	0	0	.000	1	1	1.000	0	2	2	0.4	1	0	2	0	0	0	3	0.6
Team																									
<b>Total</b>	<b>25</b>				<b>730</b>	<b>1499</b>	<b>.487</b>	<b>242</b>	<b>708</b>	<b>.342</b>	<b>288</b>	<b>398</b>	<b>.724</b>	<b>223</b>	<b>656</b>	<b>879</b>	<b>35.2</b>	<b>428</b>	<b>8</b>	<b>416</b>	<b>313</b>	<b>84</b>	<b>205</b>	<b>1990</b>	<b>79.6</b>
<b>Opponents</b>	<b>25</b>				<b>635</b>	<b>1440</b>	<b>.441</b>	<b>181</b>	<b>559</b>	<b>.324</b>	<b>272</b>	<b>423</b>	<b>.643</b>	<b>228</b>	<b>597</b>	<b>825</b>	<b>33.0</b>	<b>366</b>	<b>-</b>	<b>324</b>	<b>370</b>	<b>69</b>	<b>179</b>	<b>1723</b>	<b>68.9</b>

### Conference-only statistics

Player	GP	GS	Min	Avg	FG	FGA	Pct	3FG	3FGA	Pct	FT	FTA	Pct	R-Off	R-Def	Reb	Avg	PF	FO	A	TO	Blk	Stl	Pts	Avg
Noah Gurley	15	15	451	30.1	90	185	.486	21	67	.313	24	41	.585	21	70	91	6.1	33	2	42	34	16	12	225	15.0
Mike Bothwell	15	15	495	33.0	86	184	.467	15	63	.238	33	38	.868	27	45	72	4.8	34	0	35	33	4	23	220	14.7
Clay Mounce	15	14	485	32.3	75	163	.460	27	94	.287	21	28	.750	28	78	106	7.1	27	0	19	17	11	19	198	13.2
Alex Hunter	15	15	498	33.2	61	128	.477	40	94	.426	11	12	.917	7	46	53	3.5	26	0	54	18	0	13	173	11.5
Jalen Slawson	15	8	383	25.5	49	87	.563	11	24	.458	29	40	.725	22	58	80	5.3	49	1	39	34	17	16	138	9.2
Garrett Hien	15	5	184	12.3	22	37	.595	0	2	.000	8	16	.500	9	23	32	2.1	19	0	10	13	1	8	52	3.5
Jaylon Pugh	9	0	66	7.3	9	22	.409	5	16	.313	2	4	.500	0	4	4	0.4	10	0	2	3	0	4	25	2.8
Jonny Lawrence	12	0	82	6.8	10	26	.385	9	22	.409	2	3	.667	3	10	13	1.1	5	0	2	3	2	5	31	2.6
Colin Kenney	13	2	156	12.0	11	31	.355	6	21	.286	0	0	.000	3	6	9	0.7	8	0	5	4	1	6	28	2.2
Marcus Foster	9	0	65	7.2	4	13	.308	0	3	.000	4	7	.571	3	6	9	1.0	7	0	4	8	1	3	12	1.3
Joe Anderson	14	1	131	9.4	6	17	.353	2	12	.167	0	0	.000	0	5	5	0.4	16	0	12	7	0	5	14	1.0
Robert Swanson	2	0	2	1.0	0	1	.000	0	1	.000	0	0	.000	0	0	0	0.0	0	0	0	0	0	0	0	0.0
Ben Beeker	1	0	2	2.0	0	0	.000	0	0	.000	0	0	.000	0	0	0	0.0	1	0	0	0	0	0	0	0.0
TEAM																									
<b>Total</b>	<b>15</b>				<b>423</b>	<b>894</b>	<b>.473</b>	<b>136</b>	<b>419</b>	<b>.325</b>	<b>134</b>	<b>189</b>	<b>.709</b>	<b>140</b>	<b>371</b>	<b>511</b>	<b>34.1</b>	<b>235</b>	<b>3</b>	<b>224</b>	<b>180</b>	<b>53</b>	<b>114</b>	<b>1116</b>	<b>74.4</b>
<b>Opponents</b>	<b>15</b>				<b>382</b>	<b>842</b>	<b>.454</b>	<b>118</b>	<b>335</b>	<b>.352</b>	<b>158</b>	<b>225</b>	<b>.702</b>	<b>124</b>	<b>356</b>	<b>480</b>	<b>32.0</b>	<b>197</b>	<b>-</b>	<b>197</b>	<b>208</b>	<b>39</b>	<b>101</b>	<b>1040</b>	<b>69.3</b>



## MIKE BOTHWELL

Senior • Guard

15.6 ppg, 4.9 rpg in 2020-21

## 2020-21 RESULTS

(16-9 overall, 10-5 SoCon; 3rd)

Date	Opponent	Result
N25	TUSCULUM	W, 95-62
N28	USC UPSTATE^	W, 91-63
D2	SOUTHERN WESLEYAN^	W, 89-49
D5	at College of Charleston	W, 81-57
D9	at Cincinnati	L, 73-78
D12	FLAGLER	W, 86-61
D15	at Alabama	L, 80-83
D19	at Winthrop	L, 71-87
D21	SOUTH CAROLINA STATE	W, 118-52
D30	*at Chattanooga	W, 77-73
J2	*MERCER	W, 83-80
J13	*at The Citadel	W, 94-88
J16	*ETSU	W, 78-66
J20	*at VMI	L, 73-74
J23	*at ETSU	L, 62-71
J30	*CHATTANOOGA	can.
J30	*at Western Carolina	W, 75-69
F3	*at Samford	can.
F6	*WOFFORD	L, 67-75
F8	*UNCG	W, 68-49
F10	*at UNCG	L, 58-64
F13	*WESTERN CAROLINA	W, 88-70
F17	*SAMFORD	W, 78-64
F20	*at Mercer	W, 70-60
F22	*VMI	can.
F24	*THE CITADEL	W, 72-63
F27	*at Wofford	L, 73-74
M6	vs. VMI&	L, 90-91 (OT)

\* - Southern Conference game

^ - Furman Multi Team Event

& - at SoCon Championship (Asheville, N.C.)



## HEAD COACH GREG GARY



**Alma mater:** ..... Tulane, 1992  
**Hometown:**..... Anderson, Ind.  
**Career record (years):**.....51-70 (4)  
**School record (years):**.....35-26 (2)  
**SoCon record (years):**.....19-16 (2)  
**SoCon Championship record (appearances):**.....3-2 (2)  
**NCAA appearances:** .....0

### Assistant coaches

**Bobby Kummer** ..... 3rd season (Charlotte, 1996)  
**Kim Lewis**..... 3rd season (Tulane, 1994)  
**DJ Byrd** .....3rd season (Purdue, 2013)



## FELIPE HAASE

**Redshirt senior • Forward**  
**11.9 ppg, 7.5 rpg in 2020-21**

## 2021-22 BEARS ROSTER

No.	Name	Pos.	Ht.	Wt.	Class	Hometown/Last school
1	Kamar Robertson	G	6-2	160	Jr.	Alpharetta, Ga./Cambridge
2	Neftali Alvarez	G	6-2	165	R-Jr.	Cantano, P.R./Fairfield
3	Shannon Grant	C	6-10	280	So.	Sylacauga, Ala./Sylacauga
10	Jordan Jones	G	6-0	175	Fr.	Macon, Ga./First Presbyterian Day School
11	Jovan Tucker	G	6-3	175	So.	Atlanta, Ga./McEachern
14	Victor Bafutto	C	6-10	230	R-Sr.	Brasilia, Brazil/Centro Educational Sigma
15	John Treanor	F	6-6	210	So.	Roswell, Ga./Marist School
20	Jalen Johnson	G	6-6	195	Gr.	Durham, N.C./Wake Forest
22	Felipe Haase	F	6-9	253	R-Sr.	Osorno, Chile/South Carolina
23	James Glisson III	F	6-6	210	Jr.	Decatur, Ga./Southwest DeKalb
25	Shawn Walker Jr.	G	6-6	202	Jr.	Elizabeth City, N.C./Bishop Sullivan Catholic
30	Diego Rivera	G	6-2	180	Jr.	Baymon, P.R./Miami Christian
31	Jacksen Greco	G	6-3	150	So.	Canton, Ga./Sequoyah
32	Harrison Drake	G	6-3	180	Jr.	Chattanooga, Tenn./Baylor School

## 2021-22 SCHEDULE

Date	Opponent	Time (ET)
<b>November</b>		
9	at Arkansas	8 p.m.
13	at Winthrop	2 p.m.
16	<b>LIFE</b>	<b>TBA</b>
20	at Saint Louis <sup>^</sup>	3 p.m.
23	vs. Bucknell <sup>^</sup> #	3 p.m.
24	vs. Middle Tennessee/Rider <sup>^</sup> #	12:30/3 p.m.
27	<b>MILLIGAN</b>	<b>TBA</b>

<b>December</b>		
1	at Kennesaw State	7 p.m.
4	<b>GEORGIA STATE</b>	<b>TBA</b>
6	at Coastal Carolina	7 p.m.
11	<b>GEORGIA SOUTHERN</b>	<b>TBA</b>
19	at Florida Gulf Coast	2 p.m.
22	<b>TROY</b>	<b>TBA</b>
29	*at The Citadel	7 p.m.

<b>January</b>		
1	* <b>CHATTANOOGA</b>	<b>TBA</b>
5	* <b>SAMFORD</b>	<b>TBA</b>
8	*at Furman&	<b>TBA</b>
13	* <b>VMI</b>	<b>TBA</b>
15	* <b>UNCG</b>	<b>TBA</b>
19	*at ETSU	<b>TBA</b>
22	* <b>WESTERN CAROLINA</b>	<b>TBA</b>
26	*at Samford	8 p.m.
29	* <b>FURMAN</b>	<b>TBA</b>
31	* <b>WOFFORD</b>	<b>7 p.m.</b>

<b>February</b>		
5	*at Chattanooga	12 p.m.
10	*at VMI	7 p.m.
13	*at UNCG	3 p.m.
16	* <b>ETSU</b>	<b>TBA</b>
19	*at Western Carolina	2 p.m.
23	* <b>THE CITADEL</b>	<b>TBA</b>
26	*at Wofford	7 p.m.

**March**  
 4-7 at SoCon Championship (Asheville, N.C.)

\* - Southern Conference game  
<sup>^</sup> - Cancún Challenge # - Cancún, Mexico  
 & - Bon Secours Wellness Arena (Greenville, S.C.)

## GARY YEAR-BY-YEAR

Year	School	Record	Pct.	SoCon	Pct.
2008-09	Centenary	8-23	.258	-	-
2009-10	Centenary	8-21	.276	-	-
<b>Centenary (2)</b>		<b>16-44</b>	<b>.267</b>	-	-
2019-20	Mercer	17-15	.531	11-7	.611
2020-21	Mercer	18-11	.621	8-9	.471
<b>Mercer (2)</b>		<b>35-26</b>	<b>.574</b>	<b>19-16</b>	<b>.543</b>
<b>Career (4)</b>		<b>51-70</b>	<b>.421</b>	<b>19-16</b>	<b>.543</b>

## MERCER BEARS

### Basic information

Location: .....Macon, Ga.  
 Founded:.....1833  
 Enrollment:.....9,026  
 Nickname:.....Bears  
 Colors:.....Orange and Black  
 President:.....Dr. William D. Underwood  
 Athletics director:.....Jim Cole

### Team information

2020-21 record:.....18-11  
 SoCon record:.....8-9 (7th)  
 Home:.....9-4  
 Away:.....6-6  
 Neutral:.....3-1  
 Letterwinners returning/lost:.....10/6  
 Starters returning/lost:.....3/2  
 Arena: .....Hawkins Arena (4,200)  
 Arena record: .....171-78 (.687)

**SoCon regular-season titles (0)** .....

**SoCon Championship titles (0)** .....

**NCAA appearances (3)** .....

1981, 1985, 2014

### Media relations

Jake List  
 list\_jm@mercer.edu  
 Office: 478-301-5218  
 Cell: 859-912-3588  
 Press row: 478-733-0638  
 MercerBears.com



Jake List







## 2020-21 STATISTICS

### Overall statistics

Player	GP	GS	Min	Avg	FG	FGA	Pct	3FG	3FGA	Pct	FT	FTA	Pct	R-Off	R-Def	Reb	Avg	PF	FO	A	TO	Blk	Stl	Pts	Avg
Ross Cummings	28	28	911	32.5	132	284	.465	73	178	.410	42	55	.764	13	91	104	3.7	54	1	71	43	5	18	379	13.5
Neftali Alvarez	26	26	770	29.6	123	271	.454	23	70	.329	82	104	.788	23	70	93	3.6	54	1	110	91	9	37	351	13.5
Leon Ayers III	28	7	656	23.4	133	254	.524	28	74	.378	44	61	.721	24	82	106	3.8	39	0	54	52	8	35	338	12.1
Felipe Haase	28	28	828	29.6	122	258	.473	56	141	.397	33	49	.673	37	174	211	7.5	69	3	75	44	11	21	333	11.9
Maciej Bender	20	16	340	17.0	82	135	.607	0	0	.000	30	56	.536	33	51	84	4.2	38	2	9	14	27	11	194	9.7
James Glisson III	25	12	523	20.9	79	136	.581	5	12	.417	18	22	.818	35	59	94	3.8	30	0	13	20	11	13	181	7.2
Jeff Gary	28	20	878	31.4	61	166	.367	41	113	.363	31	38	.816	11	77	88	3.1	50	0	87	34	6	36	194	6.9
Kamar Robertson	19	1	259	13.6	29	61	.475	9	23	.391	6	11	.545	4	26	30	1.6	28	0	14	12	2	11	73	3.8
Shannon Grant	10	0	65	6.5	14	28	.500	0	0	.000	5	10	.500	10	10	20	2.0	16	1	0	7	1	0	33	3.3
Victor Bafutto	5	0	20	4.0	5	7	.714	0	0	.000	0	0	.000	2	4	6	1.2	0	0	1	2	1	0	10	2.0
Jacksen Greco	18	2	173	9.6	12	34	.353	4	23	.174	0	0	.000	0	25	25	1.4	9	0	9	6	1	3	28	1.6
Jovan Tucker	13	0	90	6.9	9	19	.474	2	5	.400	0	2	.000	4	9	13	1.0	18	0	7	8	1	3	20	1.5
Mitch Prendergast	6	0	27	4.5	3	8	.375	2	6	.333	0	0	.000	0	2	2	0.3	3	0	2	0	0	3	8	1.3
Patrick Urey	13	0	93	7.2	3	6	.500	1	1	1.000	8	12	.667	7	18	25	1.9	13	0	6	2	0	2	15	1.2
Diego Rivera	9	0	51	5.7	2	11	.182	1	5	.200	0	0	.000	1	4	5	0.6	4	0	8	1	0	1	5	0.6
John Treanor	5	0	13	2.6	1	5	.200	0	1	.000	0	0	.000	0	3	3	0.6	1	0	2	1	1	2	2	0.4
Drew Thomas	2	0	3	1.5	0	1	.000	0	0	.000	0	0	.000	0	0	0	0.0	0	0	0	0	0	0	0	0.0
TEAM														39	65	104	3.7	0			18			0	
<b>Total</b>	<b>28</b>				<b>810</b>	<b>1684</b>	<b>.481</b>	<b>245</b>	<b>652</b>	<b>.376</b>	<b>299</b>	<b>420</b>	<b>.712</b>	<b>243</b>	<b>770</b>	<b>1013</b>	<b>36.2</b>	<b>426</b>	<b>8</b>	<b>468</b>	<b>355</b>	<b>84</b>	<b>196</b>	<b>2164</b>	<b>77.3</b>
<b>Opponents</b>	<b>28</b>				<b>747</b>	<b>1702</b>	<b>.439</b>	<b>210</b>	<b>656</b>	<b>.320</b>	<b>309</b>	<b>431</b>	<b>.717</b>	<b>248</b>	<b>688</b>	<b>936</b>	<b>33.4</b>	<b>423</b>	<b>-</b>	<b>342</b>	<b>342</b>	<b>69</b>	<b>175</b>	<b>2013</b>	<b>71.9</b>

### Conference-only statistics

Player	GP	GS	Min	Avg	FG	FGA	Pct	3FG	3FGA	Pct	FT	FTA	Pct	R-Off	R-Def	Reb	Avg	PF	FO	A	TO	Blk	Stl	Pts	Avg
Ross Cummings	17	17	576	33.9	85	173	.491	46	108	.426	19	26	.731	7	54	61	3.6	36	1	49	29	3	11	235	13.8
Neftali Alvarez	15	15	444	29.6	74	149	.497	11	36	.306	48	62	.774	14	36	50	3.3	35	1	53	51	7	22	207	13.8
Leon Ayers III	17	7	418	24.6	75	150	.500	16	42	.381	27	36	.750	12	46	58	3.4	18	0	31	35	5	19	193	11.4
Felipe Haase	17	17	489	28.8	70	158	.443	31	86	.360	20	27	.741	12	90	102	6.0	43	2	43	24	8	13	191	11.2
Maciej Bender	12	8	212	17.7	42	75	.560	0	0	.000	12	26	.462	16	36	52	4.3	21	1	8	9	10	8	96	8.0
James Glisson III	14	9	312	22.3	48	80	.600	3	6	.500	12	15	.800	23	35	58	4.1	18	0	8	12	7	8	111	7.9
Jeff Gary	17	9	529	31.1	32	96	.333	20	61	.328	26	32	.813	3	40	43	2.5	34	0	48	24	4	25	110	6.5
Kamar Robertson	15	1	209	13.9	24	47	.511	7	17	.412	6	11	.545	4	18	22	1.5	21	0	12	12	2	10	61	4.1
Shannon Grant	5	0	34	6.8	9	15	.600	0	0	.000	2	3	.667	4	5	9	1.8	10	1	0	2	1	0	20	4.0
Mitch Prendergast	3	0	15	5.0	3	7	.429	2	5	.400	0	0	.000	0	2	2	0.7	2	0	0	0	0	2	8	2.7
Victor Bafutto	3	0	15	5.0	4	5	.800	0	0	.000	0	0	.000	2	4	6	2.0	0	0	1	1	0	0	8	2.7
Diego Rivera	4	0	31	7.8	2	7	.286	1	3	.333	0	0	.000	1	1	2	0.5	4	0	6	1	0	0	5	1.3
Jovan Tucker	7	0	46	6.6	4	11	.364	0	2	.000	0	0	.000	3	3	6	0.9	4	0	5	3	0	1	8	1.1
Jacksen Greco	12	2	102	8.5	5	15	.333	1	9	.111	0	0	.000	0	15	15	1.3	5	0	3	4	0	2	11	0.9
Patrick Urey	8	0	59	7.4	1	3	.333	0	0	.000	5	6	.833	3	7	10	1.3	8	0	4	2	0	1	7	0.9
John Treanor	3	0	8	2.7	0	2	.000	0	1	.000	0	0	.000	0	1	1	0.3	1	0	1	1	0	2	0	0.0
Drew Thomas	1	0	1	1.0	0	0	.000	0	0	.000	0	0	.000	0	0	0	0.0	0	0	0	0	0	0	0	0.0
TEAM														25	40	65	3.8	0			10			0	
<b>Total</b>	<b>17</b>				<b>478</b>	<b>993</b>	<b>.481</b>	<b>138</b>	<b>376</b>	<b>.367</b>	<b>177</b>	<b>244</b>	<b>.725</b>	<b>129</b>	<b>433</b>	<b>562</b>	<b>33.1</b>	<b>260</b>	<b>6</b>	<b>272</b>	<b>220</b>	<b>47</b>	<b>124</b>	<b>1271</b>	<b>74.8</b>
<b>Opponents</b>	<b>17</b>				<b>467</b>	<b>1012</b>	<b>.461</b>	<b>136</b>	<b>400</b>	<b>.340</b>	<b>193</b>	<b>260</b>	<b>.742</b>	<b>149</b>	<b>415</b>	<b>564</b>	<b>33.2</b>	<b>247</b>	<b>-</b>	<b>216</b>	<b>212</b>	<b>40</b>	<b>107</b>	<b>1263</b>	<b>74.3</b>



## NEFTALI ALVAREZ

Redshirt junior • Guard  
13.5 ppg, 4.2 apg in 2020-21

## 2020-21 RESULTS

(18-11 overall, 8-9 SoCon; 7th)

Date	Opponent	Result
N25	NORTH GEORGIA	W, 79-48
N27	at Georgia Tech	W, 83-73
N30	GEORGIA STATE	W, 86-69
D5	COLUMBIA INTERNATIONAL	W, 88-62
D6	SOUTHERN WESLEYAN	W, 96-85
D10	*at VMI	can.
D13	at Georgia Southern	W, 77-75
D16	at Georgia State	L, 81-88
D22	at Kennesaw State	W, 81-71
D29	*WOFFORD	L, 65-78
J2	*at Furman	L, 80-83
J13	*at Chattanooga	L, 80-83
J16	*WESTERN CAROLINA	W, 78-76
J20	*at The Citadel	W, 83-63
J23	*VMI	W, 83-80
J27	*at UNCG	L, 68-81
J30	*at Wofford	L, 69-72
F3	*ETSU	L, 64-70
F8	*SAMFORD	W, 89-82 (2OT)
F10	*at Samford	W, 77-70 (OT)
F13	*UNCG	L, 74-77
F17	*at ETSU	W, 71-64
F20	*FURMAN	L, 60-70
F22	*THE CITADEL	W, 88-52
F24	*CHATTANOOGA	W, 81-77 (OT)
F27	*at Western Carolina	L, 61-85
M5	vs. Samford&	W, 87-59
M6	vs. Wofford&	W, 62-61
M7	vs. VMI&	W, 73-59
M8	vs. UNCG&	L, 61-69

\* - Southern Conference game  
& - at SoCon Championship (Asheville, N.C.)



## HEAD COACH MIKE JONES

**Alma mater:** .....Howard, 1990  
**Hometown:**.....Silver Spring, Md.  
**Career record (years):**..... 138-128 (10)  
**School record (years):**.....0-0 (First season)  
**SoCon record (years):**.....0-0 (First season)  
**SoCon Championship record (appearances):**.....0-0 (First season)  
**NCAA appearances:**..... 1

### Assistant coaches

Ron Jirsa..... 1st season (Gettysburg, 1981)  
 David Boyden..... 1st season (Western Kentucky, 2003)  
 Donny Lind ..... 1st season (Loyola, Md., 2010)



## MOHAMMED ABDULSALAM

**Senior • Forward**

**6.6 ppg, 7.0 rpg in 2020-21**

## 2021-22 SPARTANS ROSTER

No.	Name	Pos.	Ht.	Wt.	Class	Hometown/Last school
2	AJ Williams	G	6-0	180	Fr.	Richmond, Va./Oak Hill
3	Kobe Langley	G	6-1	175	Jr.	High Point, N.C./Southwest Guilford
4	Mohammed Abdulsalam	F	6-9	255	Sr.	Ibadan, Oyo State, Nigeria/Link Year Prep
10	De'Monte Buckingham	G	6-4	220	Gr.	Richmond, Va./Cal State Bakersfield
11	J.C. Tharrington	G	6-1	170	Jr.	Charlotte, N.C./App State
12	Khyre Thompson	F	6-6	195	R-Jr.	Kernersville, N.C./Wesleyan Academy
13	Miles Jones	F	6-6	215	Jr.	Radford, Va./Radford
14	Jalen White	F	6-5	240	Jr.	St. Petersburg, Fla./Texas A&M-Corpus Christi
20	Reggie Raynor	G	6-5	205	So.	Fayetteville, N.C./Northwood Temple
22	Jalen Breath	F	6-8	225	Fr.	Oklahoma City, Okla./Link Year Prep
24	Dante Treacy	G	6-0	170	Sr.	Orlando, Fla./Robert Morris
33	Bas Leyte	F	6-10	220	Jr.	Bergen op Zoom, Netherlands/New Hampton
44	Kaleb Hunter	G	6-4	190	Gr.	Louisburg, N.C./Neuse Christian

## 2021-22 SCHEDULE

Date	Opponent	Time (ET)
<b>November</b>		
9	<b>NORTH CAROLINA A&amp;T</b>	7 p.m.
12	at Northern Kentucky	7 p.m.
15	<b>COPPIN STATE</b>	7 p.m.
18	vs. Green Bay <sup>^</sup>	3 p.m.
19	vs. Massachusetts <sup>^</sup>	3 p.m.
21	vs. Florida International <sup>^</sup>	5 p.m.
24	<b>NORTH CAROLINA WESLEYAN</b>	7 p.m.
27	<b>VERMONT</b>	5 p.m.
30	<b>ELON</b>	7 p.m.
<b>December</b>		
11	at Tennessee	4:30 p.m.
14	at Towson	7 p.m.
16	at UMBC	7 p.m.
21	<b>JOHNSON &amp; WALES#</b>	7 p.m.
29	*at Western Carolina	7 p.m.
<b>January</b>		
1	* <b>WOFFORD</b>	5 p.m.
5	* <b>FURMAN</b>	7 p.m.
8	*at VMI	1 p.m.
13	*at The Citadel	TBA
15	*at Mercer	TBA
20	* <b>CHATTANOOGA</b>	7 p.m.
22	* <b>SAMFORD</b>	5 p.m.
26	*at ETSU	TBA
29	*at Wofford	7 p.m.
<b>February</b>		
2	*VMI	7 p.m.
5	*at Furman&	TBA
10	* <b>THE CITADEL</b>	7 p.m.
13	* <b>MERCER</b>	3 p.m.
17	*at Chattanooga	7 p.m.
19	*at Samford	3 p.m.
23	* <b>WESTERN CAROLINA</b>	7 p.m.
27	* <b>ETSU</b>	3 p.m.
<b>March</b>		
4-7	at SoCon Championship (Asheville, N.C.)	

\* - Southern Conference game  
 ^ - Jersey Mike's Classic (St. Petersburg, Fla.) # - Fleming Gym  
 & - Bon Secours Wellness Arena (Greenville, S.C.)

#SoConHoops

## UNCG SPARTANS

### Basic information

Location: ..... Greensboro, N.C.  
 Founded:..... 1891  
 Enrollment: .....20,196  
 Nickname:..... Spartans  
 Colors:..... Gold, White and Navy  
 Chancellor:..... Franklin Gilliam Jr.  
 Athletics director (int.):..... Kevin Bostian

### Team information

2020-21 record:..... 21-9  
 SoCon record: ..... 13-5 (1st)  
 Home: ..... 7-3  
 Away: ..... 10-3  
 Neutral:..... 4-3  
 Letterwinners returning/lost:..... 8/7  
 Starters returning/lost:..... 3/2  
 Arena: ... Greensboro Coliseum (7,617/23,000)  
 Arena record: ..... 109-77 (.586)

### SoCon regular-season titles (5) .....

2002 (N), 2012 (N), 2017, 2018, 2021

### SoCon Championship titles (3) .....

2001, 2018, 2021

### NCAA appearances (4) .....

1996, 2001, 2018, 2021

### Media relations

Rob Knox  
 reknox@uncg.edu  
 Office: 336-334-5615  
 Cell: 610-800-1044  
 Press row: 336-218-5343  
 UNCGSpartans.com



Rob Knox

## JONES YEAR-BY-YEAR

Year	School	Record	Pct.	SoCon	Pct.
2011-12	Radford	6-26	.188	-	-
2012-13	Radford	13-19	.406	-	-
2013-14	Radford	22-13	.629	-	-
2014-15	Radford	22-12	.647	-	-
2015-16	Radford	16-15	.516	-	-
2016-17	Radford	14-18	.438	-	-
2017-18	Radford	23-13	.639	-	-
2018-19	Radford	22-11	.667	-	-
2019-20	Radford	21-11	.656	-	-
2020-21	Radford	15-12	.556	-	-
<b>Radford (10)</b>		<b>174-150</b>	<b>.534</b>	-	-

2021-22 UNCG First season  
**UNCG (first season) 0-0 .000 0-0 .000**

**Career (10) 174-150 .534 0-0 .000**





## 2020-21 STATISTICS

### Overall statistics

Player	GP	GS	Min	Avg	FG	FGA	Pct	3FG	3FGA	Pct	FT	FTA	Pct	R-Off	R-Def	Reb	Avg	PF	FO	A	TO	Blk	Stl	Pts	Avg
Isaiah Miller	28	28	859	30.7	227	492	.461	10	47	.213	68	104	.654	40	145	185	6.6	66	1	109	85	9	74	532	19.0
Keyshaun Langley	29	28	754	26.0	91	245	.371	53	167	.317	51	65	.785	9	45	54	1.9	77	3	101	53	4	31	286	9.9
Kaleb Hunter	27	26	760	28.1	91	213	.427	20	71	.282	37	50	.740	37	66	103	3.8	37	0	22	29	5	23	239	8.9
Angelo Allegri	29	25	702	24.2	81	221	.367	48	146	.329	19	26	.731	33	83	116	4.0	55	1	15	24	1	18	229	7.9
Hayden Koval	29	9	565	19.5	71	151	.470	25	80	.313	39	49	.796	32	78	110	3.8	57	0	15	10	61	8	206	7.1
Mohammed Abdulsalam	29	29	553	19.1	78	154	.506	0	0	.000	34	54	.630	85	118	203	7.0	79	1	20	32	9	15	190	6.6
A.J. McGinnis	27	0	412	15.3	59	152	.388	41	119	.345	6	12	.500	4	30	34	1.3	26	0	13	17	1	12	165	6.1
Khyre Thompson	29	0	397	13.7	37	100	.370	15	58	.259	18	21	.857	37	55	92	3.2	37	0	8	4	4	8	107	3.7
Jarrett Hensley	28	0	191	6.8	17	49	.347	5	28	.179	13	18	.722	5	22	27	1.0	10	0	5	7	6	4	52	1.9
Kobe Langley	26	0	295	11.3	18	52	.346	4	13	.308	6	9	.667	7	35	42	1.6	27	0	40	18	0	19	46	1.8
Dericko Williams	18	0	109	6.1	12	33	.364	0	0	.000	7	17	.412	15	15	30	1.7	29	0	3	23	2	4	31	1.7
Bas Leyte	28	0	222	7.9	15	30	.500	1	11	.091	6	13	.462	20	30	50	1.8	27	0	10	6	7	1	37	1.3
Ryan Tankelewicz	1	0	1	1.0	0	0	.000	0	0	.000	0	0	.000	0	0	0	0.0	0	0	0	0	0	0	0	0.0
J.C. Tharrington	3	0	3	1.0	0	0	.000	0	0	.000	0	0	.000	0	0	0	0.0	1	0	0	0	0	0	0	0.0
Reggie Raynor	1	0	2	2.0	0	0	.000	0	0	.000	0	0	.000	0	0	0	0.0	0	0	0	0	0	0	0	0.0
TEAM														51	41	92	3.3	0			13			0	
<b>Total</b>	<b>29</b>				<b>797</b>	<b>1892</b>	<b>.421</b>	<b>222</b>	<b>740</b>	<b>.300</b>	<b>304</b>	<b>438</b>	<b>.694</b>	<b>375</b>	<b>763</b>	<b>1138</b>	<b>39.2</b>	<b>528</b>	<b>6</b>	<b>361</b>	<b>321</b>	<b>109</b>	<b>217</b>	<b>2120</b>	<b>73.1</b>
<b>Opponents</b>	<b>29</b>				<b>667</b>	<b>1599</b>	<b>.417</b>	<b>210</b>	<b>663</b>	<b>.317</b>	<b>415</b>	<b>591</b>	<b>.702</b>	<b>263</b>	<b>788</b>	<b>1051</b>	<b>36.2</b>	<b>458</b>	<b>-</b>	<b>333</b>	<b>428</b>	<b>82</b>	<b>142</b>	<b>1959</b>	<b>67.6</b>

### Conference-only statistics

Player	GP	GS	Min	Avg	FG	FGA	Pct	3FG	3FGA	Pct	FT	FTA	Pct	R-Off	R-Def	Reb	Avg	PF	FO	A	TO	Blk	Stl	Pts	Avg
Isaiah Miller	18	18	544	30.2	149	325	.458	6	30	.200	40	65	.615	30	99	129	7.2	39	0	72	49	5	50	344	19.1
Keyshaun Langley	18	18	480	26.7	62	156	.397	35	104	.337	32	39	.821	6	20	26	1.4	45	1	57	29	4	21	191	10.6
Kaleb Hunter	18	17	515	28.6	68	145	.469	16	47	.340	26	32	.813	15	45	60	3.3	22	0	12	17	4	11	178	9.9
Angelo Allegri	18	18	438	24.3	48	133	.361	29	91	.319	14	20	.700	20	57	77	4.3	35	1	4	14	1	12	139	7.7
Hayden Koval	18	1	325	18.1	47	88	.534	15	45	.333	17	23	.739	19	44	63	3.5	35	0	13	7	33	7	126	7.0
Mohammed Abdulsalam	18	18	344	19.1	50	101	.495	0	0	.000	19	34	.559	61	75	136	7.6	49	0	16	19	7	11	119	6.6
A.J. McGinnis	18	0	285	15.8	37	96	.385	24	75	.320	4	5	.800	3	18	21	1.2	20	0	10	11	1	10	102	5.7
Kobe Langley	15	0	188	12.5	14	30	.467	4	6	.667	1	2	.500	5	26	31	2.1	11	0	24	8	0	9	33	2.2
Jarrett Hensley	17	0	128	7.5	10	27	.370	3	13	.231	12	16	.750	3	15	18	1.1	5	0	2	3	4	1	35	2.1
Khyre Thompson	18	0	237	13.2	10	44	.227	5	28	.179	6	7	.857	18	30	48	2.7	18	0	3	2	1	5	31	1.7
Bas Leyte	17	0	92	5.4	10	19	.526	1	6	.167	2	3	.667	5	11	16	0.9	8	0	2	1	4	0	23	1.4
Dericko Williams	10	0	43	4.3	3	8	.375	0	0	.000	4	9	.444	8	2	10	1.0	11	0	2	8	1	2	10	1.0
J.C. Tharrington	3	0	3	1.0	0	0	.000	0	0	.000	0	0	.000	0	0	0	0.0	1	0	0	0	0	0	0	0.0
Reggie Raynor	1	0	2	2.0	0	0	.000	0	0	.000	0	0	.000	0	0	0	0.0	0	0	0	0	0	0	0	0.0
Ryan Tankelewicz	1	0	1	1.0	0	0	.000	0	0	.000	0	0	.000	0	0	0	0.0	0	0	0	0	0	0	0	0.0
TEAM														27	20	47	2.8	0			9			0	
<b>Total</b>	<b>18</b>				<b>508</b>	<b>1172</b>	<b>.433</b>	<b>138</b>	<b>445</b>	<b>.310</b>	<b>177</b>	<b>255</b>	<b>.694</b>	<b>220</b>	<b>462</b>	<b>682</b>	<b>37.9</b>	<b>299</b>	<b>2</b>	<b>217</b>	<b>177</b>	<b>65</b>	<b>139</b>	<b>1331</b>	<b>73.9</b>
<b>Opponents</b>	<b>18</b>				<b>419</b>	<b>1018</b>	<b>.412</b>	<b>151</b>	<b>465</b>	<b>.325</b>	<b>224</b>	<b>312</b>	<b>.718</b>	<b>180</b>	<b>478</b>	<b>658</b>	<b>36.6</b>	<b>272</b>	<b>-</b>	<b>216</b>	<b>265</b>	<b>53</b>	<b>75</b>	<b>1213</b>	<b>67.4</b>



**KALEB HUNTER**  
 Graduate • Guard  
 8.9 ppg, 3.8 rpg in 2020-21

## 2020-21 RESULTS

(21-9 overall, 13-5 SoCon; 1st)

Date	Opponent	Result
N27	vs. Little Rock <sup>^</sup>	W, 77-70
D1	vs. Winthrop <sup>#</sup>	L, 67-75
D2	vs. Duquesne <sup>^</sup>	L, 68-81
D10	at Coppin State	L, 80-86
<b>D13</b>	<b>NORFOLK STATE</b>	<b>W, 64-47</b>
<b>D15</b>	<b>USC UPSTATE</b>	<b>W, 65-57</b>
D19	at Elon	W, 71-64
D22	at North Carolina A&T	W, 86-65
<b>J2</b>	<b>*ETSU</b>	<b>L, 61-71</b>
J6	*at Wofford	W, 84-75
<b>J9</b>	<b>*WOFFORD</b>	<b>L, 45-48</b>
J14	*at Samford	W, 87-63
J16	*at Samford	W, 82-70
<b>J18</b>	<b>*THE CITADEL</b>	<b>W, 87-73</b>
J23	*at Chattanooga	W, 74-66
<b>J27</b>	<b>*MERCER</b>	<b>W, 81-66</b>
<b>J30</b>	<b>*VMI</b>	<b>W, 76-59</b>
F3	*at The Citadel	W, 85-66
F8	*at Furman	L, 49-68
<b>F10</b>	<b>*FURMAN</b>	<b>W, 64-58</b>
F13	*at Mercer	W, 77-74
F17	*at VMI	L, 77-88
<b>F20</b>	<b>*CHATTANOOGA</b>	<b>W, 60-55</b>
F22	*at Western Carolina	W, 77-56
<b>F24</b>	<b>*WESTERN CAROLINA</b>	<b>L, 80-81</b>
F27	*at ETSU	W, 85-74 (OT)
M6	vs. The Citadel <sup>&amp;</sup>	W, 80-72
M7	vs. ETSU <sup>&amp;</sup>	W, 77-65
M8	vs. Mercer <sup>&amp;</sup>	W, 69-61
M20	vs. Florida State <sup>+</sup>	L, 54-64

\* - Southern Conference game  
<sup>^</sup> - Wade Houston Tipoff Classic (Louisville, Ky.)  
<sup>#</sup> - Louisville, Ky.  
<sup>&</sup> - at SoCon Championship (Asheville, N.C.)  
<sup>+</sup> - NCAA Championship (Indianapolis, Ind.)



# SAMFORD



## HEAD COACH BUCKY McMILLAN

**Alma mater:** ..... Birmingham-Southern, 2007  
**Hometown:**..... Birmingham, Ala.  
**Career record (years):**..... 6-13 (1)  
**School record (years):**..... Same  
**SoCon record (years):**..... 2-9 (1)  
**SoCon Championship record (appearances):**..... 0-1 (1)  
**NCAA appearances:**..... 0

### Assistant coaches

Mitch Cole ..... 1st season (Montana State University Billings, 1992)  
 Neb Exantus ..... 2nd season (Southern New Hampshire, 2017)  
 Zach Gillion ..... 1st season



## A.J. STATON-MCCRAY

*Freshman • Guard*

*9.8 ppg, 4.6 rpg in 2020-21*

## 2021-22 BULLDOGS ROSTER

No.	Name	Pos.	Ht.	Wt.	Class	Hometown/Last school
0	Ques Glover	G	6-0	180	So.	Knoxville, Tenn./Florida
1	Wesley Cardet Jr.	G	6-6	210	Fr.	Fort Lauderdale, Fla./West Oaks Academy
2	Jaden Campbell	G	6-5	205	So.	Brampton, Ontario, Canada/Florida Southwestern
3	Jaron Rillie	G	6-3	175	Fr.	Santa Barbara, Calif./Link Year Prep (Mo.)
4	Jermaine Marshall	F	6-6	225	So.	Hueytown, Ala./Akron
5	A.J. Staton-McCray	G	6-5	190	Fr.	Charlotte, N.C./West Oaks, Academy (Fla.)
10	Angel Smith	G/F	6-5	190	Fr.	Fort Lauderdale, Fla./Southern Mississippi
11	Marcellus Vail	G	6-2	175	Fr.	Shelbyville, Ky./Martha Layne Collins
12	Clay Holmes	G	6-2	195	Fr.	Brentwood, Tenn./Brentwood Academy
13	Quinn Richey	G	6-5	195	So.	Johns Creek, Ga./James Madison
14	Richardson Maitre	G	6-3	180	Sr.	Montreal, Canada/Florida Atlantic
15	Grayson Walters	F	6-5	185	Fr.	Mountain Brook, Ala./Link Year Prep (Mo.)
21	Owen LaRocca	G	6-1	150	Fr.	Sugar Land, Texas/Fort Bend Christian
22	Logan Dye	F	6-8	235	Jr.	Haleyville, Ala./Haleyville
23	Cooper Kaifes	G	6-4	185	R-So.	Shawnee, Kan./Loyola-Chicago
24	Daniel Lobach	F	6-7	190	R-Fr.	Durham, N.C./Rutgers
31	Bryan Smith	F	6-4	180	So.	Pismo Beach, Calif./Arroyo Grande
33	Charlie Morrison	G	6-0	190	Fr.	Athens, Ala./Lindsay Lane Christian
34	Jacob Tryon	C	6-11	210	Sr.	Temecula, Calif./Portland
35	Paulie Stramaglia	G	5-11	180	Fr.	Mountain Brook, Ala./Mountain Brook

## 2021-22 SCHEDULE

Date	Opponent	Time (CT)
<b>November</b>		
9	MARYVILLE	7 p.m.
11	SPRING HILL	7 p.m.
15	at San Francisco	9 p.m.
18	at Oregon State	8 p.m.
26	vs. North Carolina A&T#	12:30 p.m.
27	vs. McNeese State/St. Francis (N.Y.)#9/11:30 a.m.	
30	MISSISSIPPI COLLEGE	7 p.m.

<b>December</b>		
5	BELMONT	2 p.m.
8	at Alabama State	6 p.m.
11	ALABAMA A&M	6 p.m.
18	KENNESAW STATE	6 p.m.
21	at Mississippi	3 p.m.
29	*at Furman	TBA

<b>January</b>		
1	*THE CITADEL	2 p.m.
5	*at Mercer	6 p.m.
8	*WESTERN CAROLINA	4 p.m.
12	*at Wofford	6 p.m.
15	*ETSU	2 p.m.
20	*at VMI	6 p.m.
22	*at UNCG	4 p.m.
26	*MERCER	7 p.m.
29	*at Western Carolina	1 p.m.

<b>February</b>		
2	*CHATTANOOGA	7 p.m.
5	*at The Citadel	12 p.m.
9	*WOFFORD	7 p.m.
12	*at ETSU	6 p.m.
17	*VMI	7 p.m.
19	*UNCG	2 p.m.
23	*FURMAN	7 p.m.
26	*at Chattanooga	3 p.m.

**March**  
 4-7 at SoCon Championship (Asheville, N.C.)

\* - Southern Conference game  
 # - Emerald Coast Classic (Niceville, Fla.)

## McMILLAN YEAR-BY-YEAR

Year	School	Record	Pct.	SoCon	Pct.
2020-21	Samford	6-13	.316	2-9	.182
<b>Career (1)</b>		<b>6-13</b>	<b>.316</b>	<b>2-9</b>	<b>.182</b>

## SAMFORD BULLDOGS

### Basic information

Location: ..... Birmingham, Ala.  
 Founded: ..... 1841  
 Enrollment: ..... 5,624  
 Nickname: ..... Bulldogs  
 Colors: ..... Red and Blue  
 President: ..... Dr. Beck Taylor  
 Athletics director: ..... Martin Newton

### Team information

2020-21 record: ..... 6-13  
 SoCon record: ..... 2-9 (10th)  
 Home: ..... 4-5  
 Away: ..... 2-7  
 Neutral: ..... 0-1  
 Letterwinners returning/lost: ..... 10/7  
 Starters returning/lost: ..... 3/2  
 Arena: ..... Pete Hanna Center (5,000)  
 Arena record: ..... 108-87 (.554)

SoCon regular-season titles (0) .....

SoCon Championship titles (0) .....

NCAA appearances (2) .....

1999, 2000

### Media relations

Matt Jones  
 mjones27@samford.edu  
 Office: 205-726-4350  
 Cell: 662-719-9160  
 Press row: 205-532-3476  
 SamfordSports.com



Matt Jones







## 2020-21 STATISTICS

### Overall statistics

Player	GP	GS	Min	Avg	FG	FGA	Pct	3FG	3FGA	Pct	FT	FTA	Pct	R-Off	R-Def	Reb	Avg	PF	FO	A	TO	Blk	Stl	Pts	Avg
Myron Gordon	10	2	250	25.0	54	116	.466	12	38	.316	36	48	.750	8	24	32	3.2	29	2	17	17	1	7	156	15.6
Christian Guess	10	6	279	27.9	62	105	.590	2	8	.250	25	38	.658	22	68	90	9.0	21	1	23	25	0	7	151	15.1
A.J. Staton-McCray	19	14	498	26.2	62	181	.343	27	94	.287	36	48	.750	16	71	87	4.6	53	2	33	35	7	32	187	9.8
Logan Dye	19	5	329	17.3	71	152	.467	11	40	.275	32	48	.667	32	51	83	4.4	57	2	9	26	5	8	185	9.7
Jalen Dupree	12	6	190	15.8	38	73	.521	4	14	.286	17	28	.607	27	30	57	4.8	27	1	11	24	7	2	97	8.1
Preston Parks	19	6	446	23.5	57	140	.407	14	53	.264	24	31	.774	16	44	60	3.2	40	0	25	36	0	20	152	8.0
Jacob Tryon	18	13	330	18.3	53	100	.530	15	36	.417	8	18	.444	21	61	82	4.6	31	1	15	16	16	4	129	7.2
Richardson Maitre	15	15	382	25.5	32	99	.323	16	55	.291	16	21	.762	4	51	55	3.7	23	0	47	32	0	16	96	6.4
Jaron Rillie	19	6	384	20.2	37	60	.617	13	27	.481	11	15	.733	5	40	45	2.4	30	1	53	37	0	15	98	5.2
Triston Chambers	19	7	298	15.7	33	89	.371	24	67	.358	8	12	.667	11	10	21	1.1	20	0	24	19	5	5	98	5.2
K.J. Davis	7	1	54	7.7	8	17	.471	3	6	.500	0	0	.000	1	11	12	1.7	12	0	3	3	2	1	19	2.7
Quinn Richey	10	0	118	11.8	6	22	.273	4	18	.222	2	3	.667	5	4	9	0.9	6	0	4	3	1	0	18	1.8
Marcellus Vail	15	8	154	10.3	11	26	.423	3	14	.214	1	1	1.000	3	13	16	1.1	20	0	8	10	1	7	26	1.7
Grayson Walters	4	0	9	2.3	3	4	.750	0	0	.000	0	0	.000	1	1	2	0.5	2	0	0	1	0	0	6	1.5
Clay Holmes	2	0	4	2.0	1	3	.333	1	3	.333	0	0	.000	0	1	1	0.5	0	0	0	1	0	0	3	1.5
Stanley Henderson	18	6	97	5.4	10	15	.667	0	0	.000	4	11	.364	11	15	26	1.4	25	1	8	8	2	3	24	1.3
Luke Champion	6	0	32	5.3	2	12	.167	2	11	.182	2	2	1.000	1	6	7	1.2	1	0	1	3	0	1	8	1.3
Bryan Smith	7	0	21	3.0	1	4	.250	0	0	.000	5	7	.714	2	2	4	0.6	0	0	2	3	0	1	7	1.0
TEAM																36	3.5	0			9			0	
<b>Total</b>	<b>19</b>				<b>541</b>	<b>1218</b>	<b>.444</b>	<b>151</b>	<b>484</b>	<b>.312</b>	<b>227</b>	<b>331</b>	<b>.686</b>	<b>222</b>	<b>533</b>	<b>755</b>	<b>39.7</b>	<b>397</b>	<b>11</b>	<b>283</b>	<b>308</b>	<b>47</b>	<b>129</b>	<b>1460</b>	<b>76.8</b>
<b>Opponents</b>	<b>19</b>				<b>501</b>	<b>1145</b>	<b>.438</b>	<b>196</b>	<b>563</b>	<b>.348</b>	<b>312</b>	<b>439</b>	<b>.711</b>	<b>178</b>	<b>508</b>	<b>686</b>	<b>36.1</b>	<b>320</b>	<b>-</b>	<b>300</b>	<b>271</b>	<b>54</b>	<b>152</b>	<b>1510</b>	<b>79.5</b>

### Conference-only statistics

Player	GP	GS	Min	Avg	FG	FGA	Pct	3FG	3FGA	Pct	FT	FTA	Pct	R-Off	R-Def	Reb	Avg	PF	FO	A	TO	Blk	Stl	Pts	Avg
Christian Guess	5	2	150	30.0	29	51	.569	1	5	.200	13	22	.591	9	31	40	8.0	10	0	12	10	0	4	72	14.4
Myron Gordon	4	0	99	24.8	19	40	.475	3	11	.273	9	12	.750	4	8	12	3.0	10	1	4	6	0	4	50	12.5
Preston Parks	11	4	276	25.1	40	88	.455	10	32	.313	16	22	.727	11	27	38	3.5	25	0	15	22	0	12	106	9.6
A.J. Staton-McCray	11	10	323	29.4	34	112	.304	14	58	.241	22	26	.846	10	43	53	4.8	34	1	24	22	5	19	104	9.5
Logan Dye	11	4	213	19.4	36	87	.414	6	24	.250	17	29	.586	18	30	48	4.4	32	1	7	15	4	8	95	8.6
Jaron Rillie	11	5	280	25.5	32	49	.653	11	22	.500	9	12	.750	4	25	29	2.6	24	1	29	26	0	11	84	7.6
Jalen Dupree	10	6	163	16.3	29	61	.475	2	11	.182	15	25	.600	23	24	47	4.7	22	1	10	22	6	1	75	7.5
Richardson Maitre	8	8	204	25.5	18	52	.346	9	27	.333	10	13	.769	2	26	28	3.5	13	0	21	16	0	11	55	6.9
Jacob Tryon	10	7	168	16.8	26	53	.491	5	18	.278	7	12	.583	10	31	41	4.1	15	0	4	10	7	3	64	6.4
Triston Chambers	11	6	165	15.0	16	50	.320	9	34	.265	4	5	.800	4	7	11	1.0	13	0	12	12	3	1	45	4.1
Quinn Richey	4	0	74	18.5	2	10	.200	2	9	.222	2	3	.667	1	2	3	0.8	0	0	1	1	0	0	8	2.0
Grayson Walters	1	0	2	2.0	1	1	1.000	0	0	.000	0	0	.000	0	0	0	0.0	1	0	0	0	0	0	2	2.0
Marcellus Vail	8	2	95	11.9	6	16	.375	1	9	.111	1	1	1.000	2	9	11	1.4	7	0	3	5	0	3	14	1.8
Stanley Henderson	10	1	38	3.8	5	6	.833	0	0	.000	1	5	.200	6	8	14	1.4	7	0	4	4	2	2	11	1.1
Bryan Smith	4	0	8	2.0	1	2	.500	0	0	.000	0	1	.000	0	0	0	0.0	0	0	0	3	0	1	2	0.5
Luke Champion	3	0	17	5.7	0	4	.000	0	4	.000	0	0	.000	0	1	1	0.3	0	0	0	2	0	1	0	0.0
TEAM														21	21	42	3.8	0			6			0	
<b>Total</b>	<b>11</b>				<b>294</b>	<b>682</b>	<b>.431</b>	<b>73</b>	<b>264</b>	<b>.277</b>	<b>126</b>	<b>188</b>	<b>.670</b>	<b>125</b>	<b>293</b>	<b>418</b>	<b>38.0</b>	<b>213</b>	<b>5</b>	<b>146</b>	<b>182</b>	<b>27</b>	<b>81</b>	<b>787</b>	<b>71.5</b>
<b>Opponents</b>	<b>11</b>				<b>304</b>	<b>660</b>	<b>.461</b>	<b>124</b>	<b>324</b>	<b>.383</b>	<b>152</b>	<b>213</b>	<b>.714</b>	<b>96</b>	<b>297</b>	<b>393</b>	<b>35.7</b>	<b>184</b>	<b>-</b>	<b>190</b>	<b>156</b>	<b>31</b>	<b>91</b>	<b>884</b>	<b>80.4</b>



## LOGAN DYE

Junior • Forward

9.7 ppg, 4.4 rpg in 2020-21

## 2020-21 RESULTS

(6-13 overall, 2-9 SoCon; 10th)

Date	Opponent	Result
N29	ALABAMA A&M	L, 76-78
D1	COVENANT	W, 97-73
D5	at Belmont	W, 96-83
D12	at Georgia	L, 75-79
D16	at Troy	L, 71-79
D19	at Kennesaw State	W, 65-63
D21	BELHAVEN	W, 133-84
D30	*VMI	W, 84-71
J2	*at Wofford	L, 84-94
J6	*at Chattanooga	L, 68-73
J14	*UNCG	L, 63-87
J16	*UNCG	L, 70-82
J18	*WESTERN CAROLINA	W, 82-78
J20	*CHATTANOOGA	L, 64-70
J23	*THE CITADEL	conc.
J30	*at Western Carolina	conc.
F1	*at ETSU	conc.
F3	*FURMAN	conc.
F8	*at Mercer	L, 82-89 (2OT)
F10	*MERCER	L, 70-77 (OT)
F13	*at VMI	L, 56-85
F17	*at Furman	L, 64-78
F20	*ETSU	conc.
F22	*WOFFORD	conc.
F27	*at The Citadel	conc.
M5	vs. Mercer&	L, 59-87

\* - Southern Conference game

& - at SoCon Championship (Asheville, N.C.)



# CHATTANOOGA

## HEAD COACH LAMONT PARIS



**Alma mater:** ..... Wooster, 1996  
**Hometown:** ..... Findlay, Ohio  
**Career record (years):** ..... 60-64 (4)  
**School record (years):** ..... Same  
**SoCon record (years):** ..... 29-41 (4)  
**SoCon Championship record (appearances):** ..... 2-4 (4)  
**NCAA appearances:** ..... 0

### Assistant coaches

Tanner Bronson ..... 5th season (Wisconsin, 2008)  
 David McKinley ..... 3rd season (Ohio, 2013)  
 Eddie Shannon ..... 3rd season (Florida, 2000)



## DAVID JEAN-BAPTISTE

*Graduate • Guard*  
**16.1 ppg, 3.3 rpg in 2020-21**

## 2021-22 MOCS ROSTER

No.	Name	Pos.	Ht.	Wt.	Class	Hometown/Last school
0	A.J. Caldwell	G	6-5	200	R-Jr.	Sarasota, Fla./South Alabama
1	KC Hankton	F	6-7	215	Jr.	Charlotte, N.C./St. Louis
2	Jamaal Walker	G	6-5	194	R-Fr.	Chattanooga, Tenn./East Hamilton
3	David Jean-Baptiste	G	6-1	195	Gr.	Miami, Fla./Norland
4	Tada Stricklen	G	5-11	162	So.	Corinth, Miss./SW Mississippi CC
5	Darius Banks	G	6-6	215	Sr.	St. Petersburg, Fla./James Madison
11	Ashton Smith	G	5-8	163	So.	Memphis, Tenn./Southwind
12	Johnny Taylor Jr.	G	6-3	184	Fr.	Ocoee, Fla./Ocoee
13	Malachi Smith	G	6-4	205	So.	Belleville, Ill./Wright State
20	Jacob Radaker	F	6-9	222	Fr.	Jefferson, Ga./Jefferson
21	Josh Ayeni	F	6-7	215	Gr.	Zaria, Nigeria/South Alabama
22	Silvio De Sousa	F	6-8	245	Gr.	Luanda, Angola/Kansas
23	Avery Diggs	C	6-10	255	Gr.	Brandon, Fla./UCF
25	Jaden Frazier	F	6-9	215	R-Fr.	Pulaski, Va./Blue Ridge
34	Randy Brady	G/F	6-4	215	Fr.	Chattanooga, Tenn./Hamilton Heights
35	Grant Ledford	G/F	6-5	215	So.	Knoxville, Tenn./Grace Christian

## 2021-22 SCHEDULE

Date	Opponent	Time (ET)
<b>November</b>		
9	at Loyola Marymount	10 p.m.
14	UNC ASHEVILLE#	2 p.m.
16	TENNESSEE TECH#	7 p.m.
20	at VCU	4 p.m.
23	COVENANT	11 a.m.
27	COLLEGE OF CHARLESTON	4 p.m.
30	at Tennessee Tech	7 p.m.
<b>December</b>		
5	at Lipscomb	5 p.m.
8	at UNC Asheville	6:30 p.m.
12	TENNESSEE WESLEYAN	2 p.m.
15	at Belmont	6 p.m.
18	at Murray State	8 p.m.
22	MIDDLE TENNESSEE	7 p.m.
30	*ETSU	7 p.m.
<b>January</b>		
1	*at Mercer	TBA
5	*at Wofford	7 p.m.
8	*THE CITADEL	4 p.m.
12	*at Western Carolina	7 p.m.
15	*FURMAN	4 p.m.
20	*at UNCG	7 p.m.
22	*at VMI	1 p.m.
26	*WOFFORD	7 p.m.
29	*at The Citadel	TBA
<b>February</b>		
2	*at Samford	8 p.m.
5	*MERCER	12 p.m.
9	*WESTERN CAROLINA	7 p.m.
12	*at Furman	TBA
17	*UNCG	7 p.m.
19	*VMI	4 p.m.
23	*at ETSU	TBA
26	*SAMFORD	4 p.m.
<b>March</b>		
4-7	at SoCon Championship (Asheville, N.C.)	

\* - Southern Conference game  
 # - Coke Zero Sugar Classic presented by 3H Group and Springhill Suites Downtown Chattanooga

## PARIS YEAR-BY-YEAR

Year	School	Record	Pct.	SoCon	Pct.
2017-18	Chattanooga	10-23	.303	3-15	.167
2018-19	Chattanooga	12-20	.375	7-11	.389
2019-20	Chattanooga	20-13	.606	10-8	.556
2020-21	Chattanooga	18-8	.692	9-7	.563
<b>Career (4)</b>		<b>60-64</b>	<b>.484</b>	<b>29-41</b>	<b>.414</b>

## CHATTANOOGA MOCS

### Basic information

Location: ..... Chattanooga, Tenn.  
 Founded: ..... 1886  
 Enrollment: ..... 11,728  
 Nickname: ..... Mocs  
 Colors: ..... Navy, Old Gold and Silver  
 Chancellor: ..... Dr. Steve Angle  
 Athletics director: ..... Mark Wharton

### Team information

2020-21 record: ..... 18-8  
 SoCon record: ..... 9-7 (4th)  
 Home: ..... 9-3  
 Away: ..... 9-4  
 Neutral: ..... 0-1  
 Letterwinners returning/lost: ..... 8/2  
 Starters returning/lost: ..... 4/1  
 Arena: ..... The McKenzie Arena (10,995)  
 Arena record: ..... 439-133 (.767)

### SoCon regular-season titles (19)

1981, 1982, 1983, 1985, 1986, 1989, 1991, 1992, 1993, 1994, 1995 (S), 1997 (S), 1998 (S), 2002 (S), 2005 (N), 2008 (N), 2009 (N), 2011 (N), 2016

### SoCon Championship titles (11)

1981, 1982, 1983, 1988, 1993, 1994, 1995, 1997, 2005, 2009, 2016

### NCAA appearances (11)

1981, 1982, 1983, 1988, 1993, 1994, 1995, 1997, 2005, 2009, 2016

### Media relations

Corey Belonzi  
 corey-belonzi@utc.edu  
 Office: 423-425-2116  
 Cell: 724.674.4871  
 Press row: 423-756-5476  
 GoMocs.com



Corey Belonzi



#SoConHoops



## 2020-21 STATISTICS

### Overall statistics

Player	GP	GS	Min	Avg	FG	FGA	Pct	3FG	3FGA	Pct	FT	FTA	Pct	R-Off	R-Def	Reb	Avg	PF	FO	A	TO	Blk	Stl	Pts	Avg
Malachi Smith	25	25	894	35.8	151	328	.460	36	94	.383	81	101	.802	40	181	221	8.8	46	0	82	75	4	37	419	16.8
David Jean-Baptiste	22	18	751	34.1	133	311	.428	59	155	.381	29	38	.763	15	58	73	3.3	41	3	56	45	5	36	354	16.1
Stefan Kenic	26	26	720	27.7	94	215	.437	34	91	.374	84	96	.875	25	77	102	3.9	52	2	37	25	12	17	306	11.8
Darius Banks	12	12	403	33.6	45	109	.413	5	27	.185	39	46	.848	17	31	48	4.0	32	2	20	22	4	11	134	11.2
Trey Doomes	9	0	156	17.3	32	58	.552	3	11	.273	17	25	.680	7	24	31	3.4	17	0	15	16	2	12	84	9.3
KC Hankton	15	9	387	25.8	48	113	.425	15	55	.273	20	24	.833	13	70	83	5.5	30	0	11	5	5	17	131	8.7
A.J. Caldwell	26	14	850	32.7	61	146	.418	40	97	.412	4	12	.333	13	110	123	4.7	44	1	65	28	9	30	166	6.4
Josh Ayeni	23	17	315	13.7	45	83	.542	1	4	.250	36	49	.735	21	33	54	2.3	59	2	5	25	3	5	127	5.5
Jamaal Walker	26	9	615	23.7	46	117	.393	23	64	.359	17	23	.739	10	28	38	1.5	31	0	23	21	2	7	132	5.1
Prosper Obidiebube	3	0	21	7.0	4	12	.333	1	3	.333	2	4	.500	3	1	4	1.3	3	0	1	1	0	1	11	3.7
Grant Ledford	1	0	14	14.0	1	5	.200	1	3	.333	0	0	.000	1	0	1	1.0	2	0	0	0	0	1	3	3.0
Mark Tikhonenko	2	0	27	13.5	2	6	.333	0	3	.000	1	2	.500	2	2	4	2.0	5	0	2	5	1	0	5	2.5
Jaden Frazier	14	0	92	6.6	5	19	.263	0	0	.000	6	9	.667	10	13	23	1.6	8	0	2	5	1	3	16	1.1
Alex Tostado	1	0	5	5.0	0	0	.000	0	0	.000	0	0	.000	0	1	1	1.0	0	0	0	1	0	1	0	0.0
TEAM														40	35	75	2.9	0			15			0	
<b>Total</b>	<b>26</b>				<b>667</b>	<b>1522</b>	<b>.438</b>	<b>218</b>	<b>607</b>	<b>.359</b>	<b>336</b>	<b>429</b>	<b>.783</b>	<b>217</b>	<b>664</b>	<b>881</b>	<b>33.9</b>	<b>370</b>	<b>10</b>	<b>319</b>	<b>289</b>	<b>48</b>	<b>178</b>	<b>1888</b>	<b>72.6</b>
<b>Opponents</b>	<b>26</b>				<b>688</b>	<b>1510</b>	<b>.456</b>	<b>178</b>	<b>537</b>	<b>.331</b>	<b>247</b>	<b>351</b>	<b>.704</b>	<b>215</b>	<b>692</b>	<b>907</b>	<b>34.9</b>	<b>415</b>	<b>-</b>	<b>337</b>	<b>344</b>	<b>98</b>	<b>135</b>	<b>1801</b>	<b>69.3</b>

### Conference-only statistics

Player	GP	GS	Min	Avg	FG	FGA	Pct	3FG	3FGA	Pct	FT	FTA	Pct	R-Off	R-Def	Reb	Avg	PF	FO	A	TO	Blk	Stl	Pts	Avg
Malachi Smith	16	16	572	35.8	96	202	.475	27	60	.450	46	60	.767	25	95	120	7.5	30	0	49	46	4	23	265	16.6
David Jean-Baptiste	16	12	547	34.2	99	216	.458	44	108	.407	14	18	.778	8	43	51	3.2	32	2	43	29	4	23	256	16.0
Darius Banks	12	12	403	33.6	45	109	.413	5	27	.185	39	46	.848	17	31	48	4.0	32	2	20	22	4	11	134	11.2
Stefan Kenic	16	16	411	25.7	57	123	.463	22	53	.415	41	44	.932	13	47	60	3.8	29	1	20	11	8	9	177	11.1
KC Hankton	11	8	285	25.9	38	93	.409	11	45	.244	16	18	.889	8	54	62	5.6	23	0	7	4	1	14	103	9.4
A.J. Caldwell	16	4	509	31.8	34	86	.395	22	59	.373	4	7	.571	9	59	68	4.3	27	1	38	14	5	15	94	5.9
Josh Ayeni	13	8	173	13.3	26	47	.553	0	0	.000	20	29	.690	11	17	28	2.2	34	2	4	8	3	4	72	5.5
Jamaal Walker	16	4	318	19.9	18	59	.305	8	34	.235	8	11	.727	2	18	20	1.3	17	0	14	11	1	3	52	3.3
Alex Tostado	1	0	5	5.0	0	0	.000	0	0	.000	0	0	.000	0	1	1	1.0	0	0	0	1	0	1	0	0.0
Prosper Obidiebube	1	0	2	2.0	0	2	.000	0	0	.000	0	0	.000	1	0	1	1.0	0	0	0	0	0	0	0	0.0
Jaden Frazier	5	0	25	5.0	0	4	.000	0	0	.000	0	1	.000	3	6	9	1.8	4	0	0	3	0	1	0	0.0
TEAM														25	25	50	3.1	0			10			0	
<b>Total</b>	<b>16</b>				<b>413</b>	<b>941</b>	<b>.439</b>	<b>139</b>	<b>386</b>	<b>.360</b>	<b>188</b>	<b>234</b>	<b>.803</b>	<b>122</b>	<b>396</b>	<b>518</b>	<b>32.4</b>	<b>228</b>	<b>8</b>	<b>195</b>	<b>159</b>	<b>30</b>	<b>104</b>	<b>1153</b>	<b>72.1</b>
<b>Opponents</b>	<b>16</b>				<b>424</b>	<b>929</b>	<b>.456</b>	<b>128</b>	<b>361</b>	<b>.355</b>	<b>177</b>	<b>231</b>	<b>.766</b>	<b>137</b>	<b>432</b>	<b>569</b>	<b>35.6</b>	<b>245</b>	<b>-</b>	<b>219</b>	<b>193</b>	<b>55</b>	<b>76</b>	<b>1153</b>	<b>72.1</b>



## MALACHI SMITH

Sophomore • Guard  
16.8 ppg, 8.8 rpg in 2020-21

## 2020-21 RESULTS

(18-8 overall, 9-7 SoCon; 4th)

Date	Opponent	Result
N 25	LANDER	W, 99-63
N30	at Tennessee Tech	W, 62-54
D5	NORTHERN KENTUCKY	W, 79-72
D7	at Middle Tennessee	W, 80-70
D9	at Bellarmine	W, 77-68
D12	NORTH GEORGIA	W, 81-63
D16	UNC ASHEVILLE	W, 69-66
D19	at UAB	W, 69-66
D22	at Tennessee State	W, 66-63
D30	*FURMAN	L, 73-77
J2	*at VMI	L, 79-84
J6	*SAMFORD	W, 73-68
J9	*at The Citadel	L, 87-92
J13	*MERCER	W, 83-80
J16	*WOFFORD	L, 59-77
J20	*at Samford	W, 70-64
J23	*UNCG	L, 66-74
J30	*at Furman	canc.
F3	*at Western Carolina	W, 74-67
F6	*at ETSU	W, 67-65
F10	*at Wofford	W, 78-66
F13	*THE CITADEL	W, 70-66
F15	*ETSU	W, 53-51
F17	*WESTERN CAROLINA	W, 89-81 (OT)
F20	*at UNCG	L, 55-60
F24	*at Mercer	L, 77-81 (OT)
F27	*VMI	canc.
M6	vs. ETSU&	L, 53-63

\* - Southern Conference game  
& - at SoCon Championship (Asheville, N.C.)



# VMI

## HEAD COACH DAN EARL



**Alma mater:** ..... Penn State, 1997  
**Hometown:**..... Medford Lakes, N.J.  
**Career record (years):**..... 57-123 (6)  
**School record (years):**..... Same  
**SoCon record (years):**..... 25-79 (6)  
**SoCon Championship record (appearances):**.....3-6 (6)  
**NCAA appearances:**.....0

### Assistant coaches

Austin Kenon.....5th season (VMI, 2011)  
 Ander Galfsky.....3rd season (Birmingham-Southern, 2015)  
 Logan Dahms.....2nd season (Covenant, 2011)



## SEAN CONWAY

Junior • Guard

10.1 ppg, 6.2 rpg in 2020-21

## 2021-22 KEYDETS ROSTER

No.	Name	Pos.	Ht.	Wt.	Class	Hometown/Last school
0	Louis Tang	G	6-4	195	Jr.	Kaohsiung, Taiwan/St. Mary's Ryken
1	Brennan Watkins	G	5-11	162	Fr.	Kearney, Mo./Kearney
2	Trey Bonham	G	6-0	170	So.	Mobile, Ala./UMS-Wright
3	Honor Huff	G	5-10	155	Fr.	Brooklyn, N.Y./Perkiomen School
10	Kamdyn Curfman	G	6-1	186	Jr.	North Bethesda, Md./Georgetown Prep
11	Devin Butler	G	6-2	195	So.	Ridgeland, S.C./Ridgeland-Hardeeville
12	Lewis Rowe	C	6-10	260	Fr.	Adelaide, South Australia/Triton College (Ill.)
14	Sam Wolfe	F	6-8	214	Jr.	Charlotte, N.C./United Faith
15	Cooper Sisco	G	6-5	185	Fr.	Frisco, Texas/Wakeland
21	Connor Arnold	F	6-7	206	Sr.	Knoxville, Tenn./Beckley Prep
24	Tanner Mans	G	6-6	187	So.	Wichita, Kan./Bishop Carroll
30	Sean Conway	G	6-5	215	Jr.	Fairfield, Conn./Cushing Academy
34	Jake Stephens	C	6-11	266	Sr.	Bunker Hill, W.Va./Musselman
35	KC Etienne	C	6-8	225	Fr.	Newburgh, N.Y./St. John Paul the Great
42	DJ Nussbaum	C	6-9	230	So.	Houston, Texas/Episcopal

## 2021-22 SCHEDULE

Date	Opponent	Time (ET)
<b>November</b>		
9	<b>CARLOW</b>	7 p.m.
12	at Presbyterian	7 p.m.
16	<b>KEYSTONE</b>	7 p.m.
20	at Marist	5 p.m.
24	vs. Presbyterian#	4 p.m.
25	vs. Central Arkansas#	4 p.m.
26	at New Orleans#	2 p.m.
30	<b>CLARKS SUMMIT</b>	7 p.m.
<b>December</b>		
3	at Portland	10 p.m.
5	at Seattle	4 p.m.
11	<b>GARDNER-WEBB</b>	1 p.m.
14	at Wake Forest	7 p.m.
22	at Hampton	4 p.m.
29	*at Wofford	7 p.m.
<b>January</b>		
1	* <b>FURMAN</b>	1 p.m.
5	*at ETSU	TBA
8	* <b>UNCG</b>	1 p.m.
13	*at Mercer	TBA
15	*at The Citadel	TBA
20	* <b>SAMFORD</b>	7 p.m.
22	* <b>CHATTANOOGA</b>	1 p.m.
26	*at Furman	TBA
29	* <b>ETSU</b>	1 p.m.
<b>February</b>		
2	*at UNCG	7 p.m.
4	* <b>WESTERN CAROLINA</b>	7 p.m.
10	* <b>MERCER</b>	7 p.m.
12	* <b>THE CITADEL</b>	1 p.m.
17	*at Samford	8 p.m.
19	*at Chattanooga	4 p.m.
23	* <b>WOFFORD</b>	7 p.m.
26	*at Western Carolina	7 p.m.
<b>March</b>		
4-7	at SoCon Championship (Asheville, N.C.)	

\* - Southern Conference game  
 # - University of New Orleans Classic (New Orleans, La.)

## VMI KEYDETS

### Basic information

Location: ..... Lexington, Va.  
 Founded:..... 1839  
 Enrollment:..... 1,685  
 Nickname:..... Keydets  
 Colors:..... Red, Yellow and White  
 Superintendent:..... Maj. Gen. Cedric T. Wins  
 Athletics director (int):..... Jim Miller

### Team information

2020-21 record:.....13-12  
 SoCon record:.....7-7 (6th)  
 Home:.....11-1  
 Away:.....1-11  
 Neutral:.....1-1  
 Letterwinners returning/lost:.....10/4  
 Starters returning/lost:.....3/2  
 Arena:.....Cameron Hall (5,000)  
 Arena record:.....301-236 (.561)

### SoCon regular-season titles (2) .....

1976, 1977

### SoCon Championship titles (3) .....

1964, 1976, 1977

### NCAA appearances (3) .....

1964, 1976, 1977

### Media relations

Wade Branner  
 brannerwh@vmi.edu  
 Office: 540-464-7253  
 Cell: 540-319-1271  
 Press row: 540-463-6725  
 VMIKeydets.com



Wade Branner

## EARL YEAR-BY-YEAR

Year	School	Record	Pct.	SoCon	Pct.
2015-16	VMI	9-21	.300	4-14	.222
2016-17	VMI	6-24	.200	3-15	.167
2017-18	VMI	9-21	.300	4-14	.222
2018-19	VMI	11-21	.344	4-14	.222
2019-20	VMI	9-24	.273	3-15	.167
2020-21	VMI	13-12	.520	7-7	.500
<b>Career (6)</b>		<b>57-123</b>	<b>.317</b>	<b>25-79</b>	<b>.240</b>



#SoConHoops



## 2020-21 STATISTICS

### Overall statistics

Player	GP	GS	Min	Avg	FG	FGA	Pct	3FG	3FGA	Pct	FT	FTA	Pct	R-Off	R-Def	Reb	Avg	PF	FO	A	TO	Blk	Stl	Pts	Avg
Greg Parham	25	25	849	34.0	167	345	.484	64	147	.435	62	78	.795	18	80	98	3.9	46	0	101	55	2	27	460	18.4
Jake Stephens	25	25	789	31.6	122	261	.467	34	108	.315	95	117	.812	31	164	195	7.8	51	0	85	61	41	17	373	14.9
Kamdyn Curfman	25	25	853	34.1	107	240	.446	70	172	.407	33	38	.868	6	47	53	2.1	33	0	54	31	0	17	317	12.7
Myles Lewis	22	18	523	23.8	93	174	.534	3	6	.500	37	57	.649	42	122	164	7.5	39	0	27	37	17	19	226	10.3
Sean Conway	25	25	765	30.6	86	202	.426	57	141	.404	23	27	.852	29	125	154	6.2	52	1	35	29	8	16	252	10.1
Trey Bonham	24	7	522	21.8	72	143	.503	21	52	.404	41	57	.719	16	50	66	2.8	41	1	41	29	1	26	206	8.6
Louis Tang	3	0	54	18.0	7	16	.438	1	4	.250	8	10	.800	5	15	20	6.7	6	1	2	4	0	2	23	7.7
Devin Butler	7	0	57	8.1	6	21	.286	2	14	.143	2	2	1.000	0	4	4	0.6	4	0	0	5	0	1	16	2.3
Tanner Mans	22	0	252	11.5	14	43	.326	10	35	.286	10	13	.769	9	37	46	2.1	38	0	14	13	1	0	48	2.2
Ta'Vonne Bond	17	0	116	6.8	9	16	.563	3	8	.375	5	10	.500	1	10	11	0.6	13	0	11	7	0	3	26	1.5
Connor Arnold	10	0	75	7.5	6	22	.273	3	18	.167	0	0	.000	0	10	10	1.0	7	0	8	8	0	1	15	1.5
Caleb Moss	4	0	11	2.8	1	3	.333	1	1	1.000	2	2	1.000	3	1	4	1.0	4	0	2	2	0	0	5	1.3
DJ Nussbaum	21	0	103	4.9	11	18	.611	0	0	.000	1	2	.500	8	15	23	1.1	16	0	11	14	2	3	23	1.1
Tragen Fahl	15	0	70	4.7	4	8	.500	1	2	.500	0	0	.000	3	14	17	1.1	13	0	2	5	3	2	9	0.6
Sam Wolfe	4	0	11	2.8	1	5	.200	0	3	.000	0	0	.000	1	3	4	1.0	1	0	0	3	0	0	2	0.5
TEAM														35	59	94	3.8	0		11			0	0	
<b>Total</b>	<b>25</b>				<b>706</b>	<b>1517</b>	<b>.465</b>	<b>270</b>	<b>711</b>	<b>.380</b>	<b>319</b>	<b>413</b>	<b>.772</b>	<b>207</b>	<b>756</b>	<b>963</b>	<b>38.5</b>	<b>364</b>	<b>3</b>	<b>393</b>	<b>314</b>	<b>75</b>	<b>134</b>	<b>2001</b>	<b>80.0</b>
<b>Opponents</b>	<b>25</b>				<b>700</b>	<b>1640</b>	<b>.427</b>	<b>239</b>	<b>708</b>	<b>.338</b>	<b>258</b>	<b>382</b>	<b>.675</b>	<b>253</b>	<b>660</b>	<b>913</b>	<b>36.5</b>	<b>407</b>	<b>-</b>	<b>326</b>	<b>257</b>	<b>65</b>	<b>172</b>	<b>1897</b>	<b>75.9</b>

### Conference-only statistics

Player	GP	GS	Min	Avg	FG	FGA	Pct	3FG	3FGA	Pct	FT	FTA	Pct	R-Off	R-Def	Reb	Avg	PF	FO	A	TO	Blk	Stl	Pts	Avg
Greg Parham	14	14	499	35.6	104	220	.473	39	90	.433	40	49	.816	12	48	60	4.3	27	0	56	28	2	18	287	20.5
Jake Stephens	14	14	467	33.4	79	160	.494	21	64	.328	59	75	.787	17	102	119	8.5	28	0	51	35	22	6	238	17.0
Kamdyn Curfman	14	14	503	35.9	62	143	.434	38	102	.373	21	24	.875	2	31	33	2.4	21	0	38	20	0	9	183	13.1
Sean Conway	14	14	451	32.2	49	120	.408	37	89	.416	17	20	.850	17	78	95	6.8	30	0	20	20	6	8	152	10.9
Trey Bonham	13	7	352	27.1	45	77	.517	16	34	.471	27	40	.675	9	36	45	3.5	31	1	30	19	1	14	133	10.2
Myles Lewis	11	7	261	23.7	40	78	.513	0	3	.000	18	29	.621	18	57	75	6.8	23	0	13	17	10	8	98	8.9
Devin Butler	3	0	14	4.7	2	5	.400	1	3	.333	0	0	.000	0	1	1	0.3	1	0	0	1	0	0	5	1.7
Tanner Mans	12	0	121	10.1	4	15	.267	3	12	.250	0	0	.000	5	19	24	2.0	15	0	3	6	1	0	11	0.9
DJ Nussbaum	14	0	62	4.4	5	10	.500	0	0	.000	1	2	.500	5	10	15	1.1	11	0	3	5	2	3	11	0.8
Ta'Vonne Bond	10	0	56	5.6	1	2	.500	0	0	.000	5	10	.500	0	2	2	0.2	8	0	2	4	0	1	7	0.7
Tragen Fahl	9	0	36	4.0	1	5	.200	0	1	.000	0	0	.000	2	5	7	0.8	8	0	2	3	2	1	2	0.2
Connor Arnold	1	0	1	1.0	0	0	.000	0	0	.000	0	0	.000	0	0	0	0.0	1	0	1	1	0	0	0	0.0
Caleb Moss	1	0	2	2.0	0	1	.000	0	0	.000	0	0	.000	2	0	2	2.0	2	0	0	1	0	0	0	0.0
TEAM														19	36	55	3.9	0		5			0	0	
<b>Total</b>	<b>14</b>				<b>392</b>	<b>846</b>	<b>.463</b>	<b>155</b>	<b>398</b>	<b>.389</b>	<b>188</b>	<b>249</b>	<b>.755</b>	<b>108</b>	<b>425</b>	<b>533</b>	<b>38.1</b>	<b>206</b>	<b>1</b>	<b>219</b>	<b>165</b>	<b>46</b>	<b>68</b>	<b>1127</b>	<b>80.5</b>
<b>Opponents</b>	<b>14</b>				<b>406</b>	<b>939</b>	<b>.432</b>	<b>136</b>	<b>407</b>	<b>.334</b>	<b>145</b>	<b>200</b>	<b>.725</b>	<b>141</b>	<b>386</b>	<b>527</b>	<b>37.6</b>	<b>244</b>	<b>-</b>	<b>191</b>	<b>129</b>	<b>35</b>	<b>88</b>	<b>1093</b>	<b>78.1</b>



## JAKE STEPHENS

Senior • Center

14.9 ppg, 7.8 rpg in 2020-21

## 2020-21 RESULTS

(13-12 overall, 7-7 SoCon; 6th)

Date	Opponent	Result
N25	ST. ANDREWS	W, 90-63
N28	at Penn State	L, 65-86
D1	LONGWOOD	W, 84-71
D3	at No. 16 Virginia Tech	L, 57-64
D8	GREENSBORO COLLEGE	W, 100-65
D10	*MERCER	canc.
D13	HAMPTON^	W, 79-64
D15	CAMPBELLVILLE HARRODSBURG	W, 106-72
D18	at Gardner-Webb	L, 77-88
D21	at George Mason	L, 66-68
D30	*at Samford	L, 71-84
J2	*CHATTANOOGA	W, 84-79
J13	*WOFFORD	L, 78-80
J16	*THE CITADEL	W, 110-103
J18	*at ETSU	L, 81-92
J20	*FURMAN	W, 74-73
J23	*at Mercer	L, 80-83
J27	*WESTERN CAROLINA	W, 87-61
J30	*at UNCG	L, 59-76
F3	*at Wofford	W, 84-80 (OT)
F10	*at Western Carolina	L, 72-74
F13	*SAMFORD	W, 85-56
F17	*UNCG	W, 88-77
F20	*at The Citadel	L, 74-75
F22	*at Furman	canc.
F24	*ETSU	canc.
F27	*at Chattanooga	canc.
M6	vs. Furman&	W, 91-90 (OT)
M7	vs. Mercer&	L, 59-73

\* - Southern Conference game

^ - Keydet Classic

& - at SoCon Championship (Asheville, N.C.)



# WESTERN CAROLINA

## HEAD COACH JUSTIN GRAY



**Alma mater:** ..... Wake Forest  
**Hometown:**..... Charlotte, N.C.  
**Career record (years):**..... 0-0 (First season)  
**School record (years):**..... Same  
**SoCon record (years):**..... 0-0 (First season)  
**SoCon Championship record (appearances):**..... 0-0 (First season)  
**NCAA appearances:**..... 0

### Assistant coaches

Jayson Gee ..... 1st season (University of Charleston, 1988)  
 Brian Graves..... 1st season (Catawba, 2007)  
 Zack Freesman..... 1st season (North Florida, 2016)



## TRAVION MCCRAY

Junior • Guard

9.2 ppg, 3.4 rpg in 2020-21

## 2021-22 CATAMOUNTS ROSTER

No.	Name	Pos.	Ht.	Wt.	Class	Hometown/Last school
1	Travion McCray	G	6-1	187	Jr.	Timmonsville, S.C./Village Christian
2	Vonterius Woolbright	G	6-5	208	Jr.	Albany, Ga./Lawson State CC
4	Tyler Harris	G/F	6-7	198	Jr.	Charlotte, N.C./Independence
5	Josh Massey	G	6-6	198	So.	Monroe, N.C./United Faith Christian Academy
11	Cam Bacote	G	6-3	173	Gr.	Hampton, Va./Indiana State
13	Marvin Price	F	6-5	230	Jr.	Baltimore, Md./Salt Lake CC
21	Madison Monroe	G	6-3	193	Jr.	Charlotte, N.C./Independence CC
22	Brad Halvorsen	G	6-0	161	So.	Kingsport, Tenn./Christ School (N.C.)
23	Marlow Gilmore	F	6-5	191	Jr.	Norway, S.C./Dodge City CC
24	Marcus Banks	G	6-2	187	Fr.	Hampton, Va./Guyer
25	Nicholas Robinson	G	6-6	220	Gr.	Chicago, Ill./Valparaiso
33	Joe Petrakis	F	6-10	224	R-Jr.	Wichita, Kan./Kansas State
34	KJ Odour	F	6-9	198	Fr.	Kisumu, Kenya/Spire Academy
45	Davion Everett	G	6-4	215	Fr.	Columbia, S.C./River View

## 2021-22 SCHEDULE

Date	Opponent	Time (ET)
<b>November</b>		
9	<b>BOWLING GREEN</b>	7:30 p.m.
12	at Wake Forest	7:30 p.m.
14	at East Carolina	4 p.m.
19	vs. UMBC#	TBA
20	vs. American#	3:30 p.m.
21	at Longwood#	3:30 p.m.
27	at Gardner-Webb	2 p.m.
<b>December</b>		
1	<b>WARREN WILSON</b>	5 p.m.
4	at USC Upstate	6 p.m.
8	<b>TENNESSEE TECH</b>	7 p.m.
11	<b>UNC ASHEVILLE</b>	2 p.m.
20	at Georgia	7 p.m.
22	at Charlotte	TBA
29	<b>*UNCG</b>	7 p.m.
<b>January</b>		
1	*at ETSU	TBA
5	<b>*THE CITADEL</b>	7 p.m.
8	*at Samford	5 p.m.
12	<b>*CHATTANOOGA</b>	7 p.m.
15	<b>*WOFFORD</b>	2 p.m.
19	*at Furman	TBA
22	*at Mercer	TBA
26	*at The Citadel	TBA
29	<b>*SAMFORD</b>	2 p.m.
<b>February</b>		
2	<b>*ETSU</b>	7 p.m.
4	*at VMI	7 p.m.
9	*at Chattanooga	7 p.m.
12	*at Wofford	7 p.m.
16	<b>*FURMAN</b>	7 p.m.
19	<b>*MERCER</b>	2 p.m.
23	*at UNCG	7 p.m.
26	<b>*VMI</b>	7 p.m.
<b>March</b>		
4-7	at SoCon Championship (Asheville, N.C.)	

\* - Southern Conference game  
 # - Lancer Invitational (Farmville, Va.)

## GRAY YEAR-BY-YEAR

Year	School	Record	Pct.	SoCon	Pct.
2021-22	Western Carolina	First season			
<b>Career (first season)</b>		<b>0-0</b>	<b>.000</b>	<b>0-0</b>	<b>.000</b>

## WESTERN CAROLINA CATAMOUNTS

### Basic information

Location: .....Cullowhee, N.C.  
 Founded:..... 1889  
 Enrollment:.....12,000  
 Nickname: ..... Catamounts  
 Colors:..... Purple and Gold  
 Chancellor:..... Dr. Kelli R. Brown  
 Athletics director:..... Alex Gary

### Team information

2020-21 record:.....11-16  
 SoCon record:..... 4-13 (9th)  
 Home:..... 6-5  
 Away:..... 4-9  
 Neutral:..... 1-2  
 Letterwinners returning/lost:..... 4/8  
 Starters returning/lost:..... 1/4  
 Arena:..... Ramsey Center (7,826)  
 Arena record:..... 266-175 (.603)

**SoCon regular-season titles (2)** .....  
 2009 (N), 2011 (N)

**SoCon Championship titles (1)** .....  
 1996

**NCAA appearances (1)** .....  
 1996

### Media relations

Steven Grandy  
 sgrandy@email.wcu.edu  
 Office: 828-227-2655  
 Cell: 919-810-3550  
 Press row: 828-227-2129  
 CatamountSports.com



Steven Grandy



#SoConHoops



## 2020-21 STATISTICS

### Overall statistics

Player	GP	GS	Min	Avg	FG	FGA	Pct	3FG	3FGA	Pct	FT	FTA	Pct	R-Off	R-Def	Reb	Avg	PF	FO	A	TO	Blk	Stl	Pts	Avg
Mason Faulkner	22	19	752	34.2	120	264	.455	33	93	.355	99	130	.762	22	99	121	5.5	64	3	106	76	1	27	372	16.9
Cory Hightower	19	18	564	29.7	94	213	.441	16	62	.258	59	68	.868	17	100	117	6.2	48	3	41	59	5	21	263	13.8
Xavier Cork	27	27	737	27.3	143	223	.641	0	1	.000	56	74	.757	58	108	166	6.1	80	4	48	67	37	13	342	12.7
Matt Halvorsen	27	27	971	36.0	92	239	.385	83	214	.388	60	77	.779	1	66	67	2.5	52	0	29	26	1	15	327	12.1
Travion McCray	13	9	345	26.5	45	108	.417	14	52	.269	15	24	.625	2	42	44	3.4	29	1	33	27	1	15	119	9.2
Tyler Harris	27	20	664	24.6	64	146	.438	19	64	.297	22	37	.595	33	92	125	4.6	59	3	34	46	17	16	169	6.3
Kameron Gibson	16	7	309	19.3	34	85	.400	23	58	.397	6	8	.750	5	26	31	1.9	20	0	13	11	1	4	97	6.1
Sin'Cere McMahan	20	7	376	18.8	39	97	.402	22	53	.415	20	27	.741	4	31	35	1.8	29	0	29	23	0	9	120	6.0
Marcus Thomas	16	1	154	9.6	18	41	.439	5	15	.333	18	23	.783	3	19	22	1.4	9	0	6	4	1	3	59	3.7
Ahmir Langlais	25	0	243	9.7	31	61	.508	0	0	.000	10	28	.357	17	46	63	2.5	32	0	5	16	2	3	72	2.9
Daniel Ransom	16	0	79	4.9	13	26	.500	0	0	.000	8	14	.571	10	14	24	1.5	14	0	1	4	0	2	34	2.1
Tyler McGhie	16	0	168	10.5	12	36	.333	9	29	.310	0	2	.000	0	7	7	0.4	5	0	5	4	3	2	33	2.1
Josh Massey	15	0	100	6.7	9	26	.346	2	12	.167	7	12	.583	5	16	21	1.4	7	0	4	7	4	2	27	1.8
Kennedy Miles	6	0	28	4.7	1	7	.143	0	5	.000	1	1	1.000	0	3	3	0.5	4	0	4	3	2	0	3	0.5
Brad Halvorsen	5	0	14	2.8	1	2	.500	0	1	.000	0	0	.000	0	1	1	0.2	2	0	1	2	0	1	2	0.4
Douglas Elks	7	0	21	3.0	0	3	.000	0	3	.000	0	0	.000	1	0	1	0.1	1	0	0	0	0	0	0	0.0
TEAM														33	47	80	3.0	0			7			0	
<b>Total</b>	<b>27</b>				<b>716</b>	<b>1577</b>	<b>.454</b>	<b>226</b>	<b>662</b>	<b>.341</b>	<b>381</b>	<b>525</b>	<b>.726</b>	<b>211</b>	<b>717</b>	<b>928</b>	<b>34.4</b>	<b>455</b>	<b>14</b>	<b>359</b>	<b>382</b>	<b>75</b>	<b>133</b>	<b>2039</b>	<b>75.5</b>
<b>Opponents</b>	<b>27</b>				<b>785</b>	<b>1688</b>	<b>.465</b>	<b>242</b>	<b>671</b>	<b>.361</b>	<b>317</b>	<b>459</b>	<b>.691</b>	<b>233</b>	<b>710</b>	<b>943</b>	<b>34.9</b>	<b>526</b>	<b>-</b>	<b>377</b>	<b>321</b>	<b>71</b>	<b>195</b>	<b>2129</b>	<b>78.9</b>

### Conference-only statistics

Player	GP	GS	Min	Avg	FG	FGA	Pct	3FG	3FGA	Pct	FT	FTA	Pct	R-Off	R-Def	Reb	Avg	PF	FO	A	TO	Blk	Stl	Pts	Avg
Mason Faulkner	14	11	462	33.0	75	169	.444	20	61	.328	59	76	.776	12	60	72	5.1	40	1	67	47	1	15	229	16.4
Cory Hightower	17	17	506	29.8	89	196	.454	16	56	.286	50	59	.847	15	91	106	6.2	41	2	37	52	5	20	244	14.4
Xavier Cork	17	17	449	26.4	80	133	.602	0	1	.000	31	39	.795	31	66	97	5.7	46	1	30	40	15	8	191	11.2
Matt Halvorsen	17	17	590	34.7	51	136	.375	45	122	.369	29	40	.725	1	38	39	2.3	34	0	16	18	1	7	176	10.4
Sin'Cere McMahan	10	5	208	20.8	18	50	.360	10	29	.345	9	13	.692	2	21	23	2.3	15	0	13	13	0	5	55	5.5
Kameron Gibson	15	6	279	18.6	29	72	.403	21	49	.429	3	4	.750	5	26	31	2.1	17	0	12	11	1	3	82	5.5
Tyler Harris	17	11	381	22.4	31	79	.392	8	38	.211	11	18	.611	23	53	76	4.5	34	2	20	23	9	10	81	4.8
Marcus Thomas	9	1	98	10.9	13	27	.481	4	8	.500	7	9	.778	1	8	9	1.0	7	0	3	3	1	2	37	4.1
Tyler McGhie	12	0	142	11.8	9	28	.321	7	23	.304	0	1	.000	0	7	7	0.6	4	0	3	4	3	2	25	2.1
Daniel Ransom	12	0	63	5.3	11	24	.458	0	0	.000	3	8	.375	8	9	17	1.4	5	0	1	4	0	1	25	2.1
Ahmir Langlais	16	0	128	8.0	15	32	.469	0	0	.000	3	10	.300	9	21	30	1.9	16	0	5	8	2	1	33	2.1
Travion McCray	4	0	54	13.5	3	8	.375	1	2	.500	1	1	1.000	0	9	9	2.3	11	0	6	6	0	3	8	2.0
Josh Massey	7	0	25	3.6	4	8	.500	2	4	.500	1	2	.500	2	2	4	0.6	1	0	1	3	3	0	11	1.6
Douglas Elks	3	0	12	4.0	0	1	.000	0	1	.000	0	0	.000	0	0	0	0.0	0	0	0	0	0	0	0	0.0
Kennedy Miles	4	0	20	5.0	0	4	.000	0	3	.000	0	0	.000	0	3	3	0.8	2	0	2	3	2	0	0	0.0
Brad Halvorsen	3	0	8	2.7	0	0	.000	0	0	.000	0	0	.000	0	0	0	0.0	0	0	1	1	0	0	0	0.0
TEAM														14	28	42	2.5	0			3			0	
<b>Total</b>	<b>17</b>				<b>428</b>	<b>967</b>	<b>.443</b>	<b>134</b>	<b>397</b>	<b>.338</b>	<b>207</b>	<b>280</b>	<b>.739</b>	<b>123</b>	<b>442</b>	<b>565</b>	<b>33.2</b>	<b>273</b>	<b>6</b>	<b>217</b>	<b>239</b>	<b>43</b>	<b>77</b>	<b>1197</b>	<b>70.4</b>
<b>Opponents</b>	<b>17</b>				<b>500</b>	<b>1049</b>	<b>.477</b>	<b>149</b>	<b>417</b>	<b>.357</b>	<b>179</b>	<b>249</b>	<b>.719</b>	<b>135</b>	<b>452</b>	<b>587</b>	<b>34.5</b>	<b>303</b>	<b>-</b>	<b>249</b>	<b>184</b>	<b>49</b>	<b>140</b>	<b>1328</b>	<b>78.1</b>



**TYLER HARRIS**  
 Junior • Guard/forward  
 6.3 ppg, 4.6 rpg in 2020-21

## 2020-21 RESULTS

(11-16 overall, 4-13 SoCon; 9th)

Date	Opponent	Result
N25	vs. UNCW <sup>^</sup>	W, 98-76
N27	vs. Troy#	L, 64-66
N28	at UNC Asheville#	W, 83-81 (OT)
<b>N30</b>	<b>PIEDMONT</b>	<b>W, 96-58</b>
<b>D3</b>	<b>NEWBERRY</b>	<b>W, 91-84</b>
<b>D6</b>	<b>TENNESSEE TECH</b>	<b>W, 76-75 (OT)</b>
D12	at North Carolina A&T	W, 104-98 (OT)
D15	at VCU	L, 68-93
D18	at College of Charleston	W, 76-70 (OT)
D30	*at ETSU	L, 78-86
J16	*at Mercer	L, 76-78
J18	*at Samford	L, 78-82
<b>J20</b>	<b>*ETSU</b>	<b>L, 48-59</b>
J23	*at Wofford	L, 78-91
J27	*at VMI	L, 61-87
<b>J30</b>	<b>*SAMFORD</b>	<b>canc.</b>
<b>J30</b>	<b>*FURMAN</b>	<b>L, 69-75</b>
<b>F1</b>	<b>*THE CITADEL</b>	<b>W, 76-75</b>
<b>F3</b>	<b>*CHATTANOOGA</b>	<b>L, 67-74</b>
F6	*at The Citadel	L, 63-74
<b>F10</b>	<b>*VMI</b>	<b>W, 74-72</b>
F13	*at Furman	L, 70-88
F17	*at Chattanooga	L, 81-89 (OT)
<b>F20</b>	<b>*WOFFORD</b>	<b>L, 56-80</b>
<b>F22</b>	<b>*UNCG</b>	<b>L, 56-77</b>
F24	*at UNCG	W, 81-80
<b>F27</b>	<b>*MERCER</b>	<b>W, 85-61</b>
M5	vs. The Citadel&	L, 68-100

\* - Southern Conference game

^ - Asheville, N.C.

# - Mako Medical Asheville Classic (Asheville, N.C.)

& - at SoCon Championship (Asheville, N.C.)



# WOFFORD

## HEAD COACH JAY McAULEY



**Alma mater:** .....Georgia, 2006  
**Hometown:**.....Marietta, Ga.  
**Career record (years):**.....34-25 (2)  
**School record (years):**..... Same  
**SoCon record (years):**.....20-15 (2)  
**SoCon Championship record (appearances):**.....3-2 (2)  
**NCAA appearances:**.....0

### Assistant coaches

Paul Hemrick ..... 3rd season (Georgia, 2009)  
 Will Murphy ..... 5th season (Wake Forest, 2013)  
 Dwight Perry ..... 3rd season (Kentucky, 2010)



## MORGAN SAFFORD

*Sophomore • Guard*  
**9.3 ppg, 4.4 rpg in 2020-21**

## 2021-22 TERRIERS ROSTER

No.	Name	Pos.	Ht.	Wt.	Class	Hometown/Last school
0	Luke Turner	G/F	6-7	195	Fr.	Temecula, Calif./Santa Margarita Catholic
1	Keaton Turner	G	6-1	165	So.	Hopewell, Va./Dublin Coffman
2	Max Klesmit	G	6-3	190	So.	Neenah, Wis./Neenah
4	Isaiah Bigelow	G	6-7	200	Jr.	Greensboro, N.C./Ben L. Smith
10	Corey Tripp	G	6-2	195	Fr.	Medina, Ohio/Medina
11	Ryan Larson	G	6-1	180	Sr.	St. Paul, Minn./Cretin-Derham Hall
12	Alex Michael	F	6-6	205	Sr.	Greensboro, N.C./Greensboro Day School
13	Morgan Safford	G	6-5	200	So.	Columbus, Ohio/Bishop Harley
14	Sam Godwin	F	6-9	230	So.	Moore, Oklahoma/Southmoore
15	Austin Patterson	G	6-3	185	Fr.	Sonora, Calif./Sonora
20	David Appelgren	C	7-1	245	Sr.	Stockholm, Sweden//Laramie County CC
21	Dante Kiesenhofer	F	6-9	220	Fr.	Raleigh, N.C./Holly Springs
22	Jonathan Steelman	G	6-3	180	Jr.	Aiken, S.C./North Augusta
24	Jackson Gore	G	6-3	185	So.	Blacksburg, S.C./Blacksburg
25	Messiah Jones	F	6-6	220	Jr.	Chicago, Ill./Simeon
33	B.J. Mack	F/C	6-8	247	Jr.	Charlotte, N.C./South Florida

## 2021-22 SCHEDULE

Date	Opponent	Time (ET)
<b>November</b>		
9	<b>BOB JONES</b>	5 p.m.
12	at Clemson	7 p.m.
15	<b>ERSKINE</b>	7 p.m.
19	<b>HAMPTON#</b>	7:30 p.m.
21	<b>GEORGIA SOUTHERN#</b>	5 p.m.
23	at South Carolina	7 p.m.
28	at Georgia	4 p.m.
<b>December</b>		
1	<b>RICHMOND</b>	7 p.m.
5	<b>KENNESAW STATE</b>	2 p.m.
8	at Gardner-Webb	7 p.m.
12	at Coastal Carolina	2 p.m.
18	at Presbyterian	4 p.m.
22	at Duquesne	7 p.m.
29	<b>*VMI</b>	7 p.m.
<b>January</b>		
1	*at UNCG	5 p.m.
5	<b>*CHATTANOOGA</b>	7 p.m.
8	*at ETSU	TBA
12	<b>*SAMFORD</b>	7 p.m.
15	*at Western Carolina	2 p.m.
19	<b>*THE CITADEL</b>	7 p.m.
22	<b>*FURMAN</b>	7 p.m.
26	*at Chattanooga	7 p.m.
29	<b>*UNCG</b>	7 p.m.
31	*at Mercer	7 p.m.
<b>February</b>		
5	<b>*ETSU</b>	7 p.m.
9	*at Samford	8 p.m.
12	<b>*WESTERN CAROLINA</b>	7 p.m.
16	*at The Citadel	TBA
19	*at Furman&	TBA
23	*at VMI	7 p.m.
26	<b>*MERCER</b>	7 p.m.
<b>March</b>		
4-7	at SoCon Championship (Asheville, N.C.)	

\* - Southern Conference game  
 # - Terrier Classic  
 & - Bon Secours Wellness Arena (Greenville, S.C.)



## McAULEY YEAR-BY-YEAR

Year	School	Record	Pct.	SoCon	Pct.
2019-20	Wofford	19-16	.543	8-10	.444
2020-21	Wofford	15-9	.625	12-5	.706
<b>Career (2)</b>		<b>34-25</b>	<b>.576</b>	<b>20-15</b>	<b>.571</b>

## WOFFORD TERRIERS

### Basic information

Location: ..... Spartanburg, S.C.  
 Founded:..... 1854  
 Enrollment:..... 1,750  
 Nickname:..... Terriers  
 Colors:..... Old Gold and Black  
 President:..... Dr. Nayef H. Samhat  
 Athletics director:..... Richard Johnson

### Team information

2020-21 record:..... 15-9  
 SoCon record:..... 12-5 (2nd)  
 Home:..... 9-3  
 Away:..... 6-4  
 Neutral:..... 0-2  
 Letterwinners returning/lost:..... 13/3  
 Starters returning/lost:..... 3/2  
 Arena:..... Richardson Indoor Stadium (3,400)  
 Arena record:..... 46-14 (.767)

**SoCon regular-season titles (4)** .....  
 2010 (S), 2011 (S), 2015, 2019

**SoCon Championship titles (5)** .....  
 2010, 2011, 2014, 2015, 2019

**NCAA appearances (5)** .....  
 2010, 2011, 2014, 2015, 2019

### Media relations

Carroll Rich  
 richcm@wofford.edu  
 Office: 864-597-4092  
 Cell: 973-349-0124  
 Press row: 864-597-4487  
 WoffordTerriers.com



Carroll Rich

#SoConHoops





## 2020-21 STATISTICS

### Overall statistics

Player	GP	GS	Min	Avg	FG	FGA	Pct	3FG	3FGA	Pct	FT	FTA	Pct	R-Off	R-Def	Reb	Avg	PF	FO	A	TO	Blk	Stl	Pts	Avg
Storm Murphy	24	24	825	34.4	143	304	.470	70	175	.400	70	83	.843	14	64	78	3.3	29	0	104	65	0	23	426	17.8
Tray Hollowell	24	24	773	32.2	93	232	.401	60	174	.345	20	28	.714	2	84	86	3.6	37	0	48	46	3	19	266	11.1
Messiah Jones	20	19	430	21.5	90	139	.647	1	6	.167	25	41	.610	49	53	102	5.1	48	2	25	27	10	17	206	10.3
Morgan Safford	23	22	633	27.5	75	185	.405	34	103	.330	30	49	.612	15	87	102	4.4	60	1	27	32	4	23	214	9.3
Max Klesmit	19	2	432	22.7	54	116	.466	25	67	.373	22	26	.846	9	43	52	2.7	46	2	22	23	0	24	155	8.2
B.J. Mack	21	5	375	17.9	53	117	.453	17	53	.321	19	22	.864	21	49	70	3.3	44	1	14	24	9	8	142	6.8
Sam Godwin	22	5	355	16.1	53	80	.663	0	2	.000	31	47	.660	44	38	82	3.7	41	3	17	17	16	6	137	6.2
Ryan Larson	21	19	554	26.4	40	94	.426	25	55	.455	18	28	.643	6	90	96	4.6	39	0	68	34	3	24	123	5.9
David Appलगren	5	0	33	6.6	6	8	.750	0	0	.000	2	5	.400	5	4	9	1.8	0	0	1	2	1	0	14	2.8
Keaton Turner	15	0	137	9.1	12	38	.316	5	25	.200	5	5	1.000	0	14	14	0.9	9	0	11	8	0	1	34	2.3
Nick Pringle	15	0	92	6.1	13	22	.591	0	2	.000	4	11	.364	13	19	32	2.1	13	0	2	9	1	8	30	2.0
Jackson Gore	4	0	15	3.8	3	5	.600	2	3	.667	0	2	.000	0	0	0	0.0	1	0	1	0	0	1	8	2.0
Austin Patterson	16	0	138	8.6	9	28	.321	6	23	.261	0	0	.000	1	12	13	0.8	9	0	9	6	1	4	24	1.5
Jonathan Steelman	5	0	37	7.4	2	6	.333	1	4	.250	0	2	.000	0	3	3	0.6	4	0	2	3	0	2	5	1.0
TEAM														37	55	92	3.8	0			10			0	
<b>Total</b>	<b>24</b>				<b>646</b>	<b>1374</b>	<b>.470</b>	<b>246</b>	<b>692</b>	<b>.355</b>	<b>246</b>	<b>349</b>	<b>.705</b>	<b>216</b>	<b>615</b>	<b>831</b>	<b>34.6</b>	<b>380</b>	<b>9</b>	<b>351</b>	<b>306</b>	<b>48</b>	<b>160</b>	<b>1784</b>	<b>74.3</b>
<b>Opponents</b>	<b>24</b>				<b>599</b>	<b>1373</b>	<b>.436</b>	<b>195</b>	<b>580</b>	<b>.336</b>	<b>234</b>	<b>341</b>	<b>.686</b>	<b>217</b>	<b>566</b>	<b>783</b>	<b>32.6</b>	<b>375</b>	<b>-</b>	<b>290</b>	<b>312</b>	<b>67</b>	<b>154</b>	<b>1627</b>	<b>67.8</b>

### Conference-only statistics

Player	GP	GS	Min	Avg	FG	FGA	Pct	3FG	3FGA	Pct	FT	FTA	Pct	R-Off	R-Def	Reb	Avg	PF	FO	A	TO	Blk	Stl	Pts	Avg
Storm Murphy	17	17	592	34.8	100	222	.450	51	127	.402	49	58	.845	9	40	49	2.9	23	0	73	46	0	16	300	17.6
Tray Hollowell	17	17	542	31.9	62	150	.413	38	107	.355	13	16	.813	1	57	58	3.4	28	0	30	34	1	14	175	10.3
Morgan Safford	16	15	431	26.9	56	132	.424	23	74	.311	23	30	.767	10	62	72	4.5	42	1	12	21	3	14	158	9.9
Messiah Jones	13	12	255	19.6	55	85	.647	0	1	.000	13	22	.591	28	25	53	4.1	31	2	15	13	8	5	123	9.5
Max Klesmit	17	2	385	22.6	47	98	.480	20	52	.385	22	26	.846	7	43	50	2.9	40	2	21	19	0	22	136	8.0
Sam Godwin	15	5	237	15.8	42	57	.737	0	0	.000	20	32	.625	23	24	47	3.1	20	0	11	11	13	4	104	6.9
B.J. Mack	15	0	231	15.4	37	79	.468	9	27	.333	13	13	1.000	15	27	42	2.8	28	0	11	15	6	6	96	6.4
Ryan Larson	17	17	458	26.9	35	78	.449	20	42	.476	18	26	.692	6	76	82	4.8	27	0	50	31	2	19	108	6.4
Keaton Turner	13	0	127	9.8	11	33	.333	4	20	.200	5	5	1.000	0	14	14	1.1	9	0	11	8	0	1	31	2.4
Austin Patterson	13	0	118	9.1	7	23	.304	5	19	.263	0	0	.000	1	10	11	0.8	8	0	7	5	1	4	19	1.5
Nick Pringle	9	0	42	4.7	3	8	.375	0	0	.000	0	2	.000	5	9	14	1.6	8	0	0	4	1	2	6	0.7
David Appलगren	2	0	4	2.0	0	0	.000	0	0	.000	0	0	.000	0	0	0	0.0	0	0	0	0	0	0	0	0.0
Jonathan Steelman	3	0	5	1.7	0	0	.000	0	0	.000	0	0	.000	0	0	0	0.0	0	0	0	1	0	1	0	0.0
Jackson Gore	2	0	2	1.0	0	1	.000	0	0	.000	0	0	.000	0	0	0	0.0	0	0	0	0	0	0	0	0.0
TEAM														27	39	66	3.9	0			10			0	
<b>Total</b>	<b>17</b>				<b>455</b>	<b>966</b>	<b>.471</b>	<b>170</b>	<b>469</b>	<b>.362</b>	<b>176</b>	<b>230</b>	<b>.765</b>	<b>132</b>	<b>426</b>	<b>558</b>	<b>32.8</b>	<b>264</b>	<b>5</b>	<b>241</b>	<b>218</b>	<b>35</b>	<b>108</b>	<b>1256</b>	<b>73.9</b>
<b>Opponents</b>	<b>17</b>				<b>442</b>	<b>989</b>	<b>.447</b>	<b>154</b>	<b>439</b>	<b>.351</b>	<b>159</b>	<b>229</b>	<b>.694</b>	<b>157</b>	<b>408</b>	<b>565</b>	<b>33.2</b>	<b>260</b>	<b>-</b>	<b>226</b>	<b>216</b>	<b>50</b>	<b>111</b>	<b>1197</b>	<b>70.4</b>



## MESSIAH JONES

Junior • Forward

10.3 ppg, 5.1 rpg in 2020-21

## 2020-21 RESULTS

(15-9 overall, 12-5 SoCon; 2nd)

Date	Opponent	Result
N25	TOCCOA FALLS	W, 88-49
N18	CARVER	W, 111-37
D7	at No. 19 Richmond	L, 72-77
D12	vs. USF^	L, 56-58
D15	COASTAL CAROLINA	W, 88-77
D21	at Texas A&M	L, 52-70
D29	*at Mercer	W, 78-65
J2	*SAMFORD	W, 94-84
J6	*UNCG	L, 75-84
J9	*at UNCG	W, 48-45
J13	*at VMI	W, 80-78
J16	*at Chattanooga	W, 77-59
J23	*WESTERN CAROLINA	W, 91-78
J27	*at The Citadel	L, 69-77
J30	*MERCER	W, 72-69
F1	*ETSU	W, 67-62
F3	*VMI	L, 80-84 (OT)
F6	*at Furman	W, 75-67
F10	*CHATTANOOGA	L, 66-78
F13	*at ETSU	L, 49-71
F17	*THE CITADEL	W, 81-67
F20	*at Western Carolina	W, 80-56
F22	*at Samford	cancl.
F27	*FURMAN	W, 74-73
M6	vs. Mercer&	L, 61-62

\* - Southern Conference game

^ - Holiday Hoopsgiving (Atlanta, Ga.)

& - at SoCon Championship (Asheville, N.C.)





**THE CITADEL**  
**McAlister Field House (6,000)**  
 Press row: 843-953-2138



**ETSU**  
**Freedom Hall Civic Center (6,177)**  
 Press row: 423-747-3877



**FURMAN**  
**Timmons Arena (2,500)**  
 Press row: 864-294-3620



**MERCER**  
**Hawkins Arena (4,200)**  
 Press row: 478-733-0638



**UNCG**  
**Greensboro Coliseum (7,617/23,000)**  
 Press row: 336-218-5343



**SAMFORD**  
**Pete Hanna Center (5,000)**  
 Press row: 205-532-3476

#SoConHoops



# SOCON HOME COURTS



## CHATTANOOGA

The McKenzie Arena (10,995)

Press row: 423-756-5476



## VMI

Cameron Hall (5,000)

Press row: 540-463-6725



## WESTERN CAROLINA

Liston B. Ramsey Regional Activity Center (7,826)

Press row: 828-227-2129



## WOFFORD

Richardson Indoor Stadium (3,400)

Press row: 864-597-4487



## SOCON CHAMPIONSHIP

Harrah's Cherokee Center – Asheville (6,300)

Press row: TBD

SOCONSPORTS.COM



## 2020-21 SOUTHERN CONFERENCE STANDINGS

	Conference						Overall						
	W-L	Pct	PF	PA	Home	Away	W-L	Pct	PF	PA	Home	Away	Neutral
UNCG	13-5	.722	73.9	67.4	5-3	8-2	21-9	.700	73.0	67.3	7-3	10-3	4-3
Wofford	12-5	.706	73.9	70.4	6-3	6-2	15-9	.625	74.3	67.8	9-3	6-4	0-2
Furman	10-5	.667	74.4	69.3	6-1	4-4	16-9	.640	79.6	68.9	11-1	5-7	0-1
Chattanooga	9-7	.563	72.1	72.1	5-3	4-4	18-8	.692	72.6	69.3	9-3	9-4	0-1
ETSU	8-7	.533	72.3	68.5	5-3	3-4	13-12	.520	69.4	66.2	8-4	3-5	2-3
VMI	7-7	.500	80.5	78.1	6-1	1-6	13-12	.520	80.0	75.9	11-1	1-10	1-1
Mercer	8-9	.471	74.8	74.3	5-4	3-5	18-11	.621	76.7	71.8	9-4	6-6	3-1
The Citadel	5-11	.313	74.8	82.6	5-3	0-8	13-12	.520	80.8	78.4	11-3	1-8	1-1
Western Carolina	4-13	.235	70.4	78.1	3-5	1-8	11-16	.407	75.5	78.9	6-5	4-9	1-2
Samford	2-9	.182	71.5	80.4	2-4	0-5	6-13	.316	76.8	79.5	4-5	2-7	0-1

#SoConHoops



UNCG senior guard Isaiah Miller was the Most Outstanding Player of the 2021 Ingles SoCon Basketball Championship presented by General Shale Brick.

## 2021 SOUTHERN CONFERENCE CHAMPIONSHIP

### First round (ESPN+)

Friday, March 5

(8) The Citadel 100, (9) Western Carolina 68  
(7) Mercer 87, (10) Samford 59

### Quarterfinal round (ESPN+/Nexstar)

Saturday, March 6

(1) UNCG 80, (8) The Citadel 70  
(5) ETSU 63, (4) Chattanooga 53  
(7) Mercer 62, (2) Wofford 61  
(6) VMI 91, (3) Furman 90 (OT)

### Semifinal round (ESPNU)

Sunday, March 7

(1) UNCG 77, (5) ETSU 65  
(7) Mercer 73, (6) VMI 59

### Championship (ESPN)

Monday, March 8

(1) UNCG 69, (7) Mercer 61

### All-Tournament Team

#### First Team

Noah Gurley, Furman  
Leon Ayers III, Mercer  
Neftali Alvarez, Mercer  
Felipe Haase, Mercer  
Isaiah Miller, UNCG

#### Second Team

Hayden Brown, The Citadel  
Keyshaun Langley, UNCG  
Myles Lewis, VMI  
Jake Stephens, VMI  
Storm Murphy, Wofford

### Most Outstanding Player

Isaiah Miller, UNCG

### Pinnacle Award

Kobe Langley, UNCG



UNCG sophomore guard Kobe Langley earned the Pinnacle Award as the player with the highest GPA on the championship-winning team.

## SoCon in the Postseason

### NCAA Championship

March 20, 2021  
(Indianapolis, Ind.)

No. 13 UNCG 54  
No. 4 Florida State 64





UNCG's Isaiah Miller was the SoCon Player of the Year for the second straight season and the Defensive Player of the Year for the third straight year. He is the only player in league history to claim both honors in the same season.

## NATIONAL/REGIONAL HONORS

### Lou Henson Award (top mid-major player) Initial watch list

Noah Gurley, Jr., FUR  
Clay Mounce, Sr., FUR  
Isaiah Miller, Sr., UNCG  
Mason Faulkner, R-Sr., WCU

### Midseason watch list

Hayden Brown, R-Jr., CIT  
Ledarrus Brewer, R-Jr., ETSU  
Mike Bothwell, Jr., FUR  
Isaiah Miller, Sr., UNCG  
Storm Murphy, Sr., WOF

### Finalists/All-Americans

Ledarrus Brewer, R-Jr., ETSU  
Isaiah Miller, Sr., UNCG

### NABC All-District 21

#### First Team

Isaiah Miller, Sr., UNCG  
Storm Murphy, Sr., WOF  
Hayden Brown, R-Jr., CIT  
Ledarrus Brewer, R-Jr., ETSU  
Mike Bothwell, Jr., FUR

### Second Team

Greg Parham, Sr., VMI  
Ross Cummings, R-Sr., MER  
Malachi Smith, R-So., UTC  
Clay Mounce, Sr., FUR  
Mason Faulkner, R-Sr., WCU

### Coach of the Year

Dan Earl, VMI

### USBWA All-District III

Isaiah Miller, UNCG, Sr.

### Senior CLASS Award candidate

Ross Cummings, R-Sr., MER

### Senior CLASS Award finalist

Ross Cummings, R-Sr., MER

### Senior CLASS Award All- America

**First Team**  
Ross Cummings, R-Sr., MER

### Kyle Macy Freshman All- America Team

Damari Monsanto, ETSU

### Lefty Driesell Defensive All- America Team

Isaiah Miller, Sr., UNCG

### Lute Olson Award (top DI player) Watch list

Isaiah Miller, Sr., UNCG

### Finalist/All-American

Isaiah Miller, Sr., UNCG

### Hugh Durham Award (top DI mid-major coach) Finalist

Wes Miller, UNCG

### Joe B. Hall Award (top DI first-year coach) Finalist

Jason Shay, ETSU

### Ben Jobe Award (top DI minority coach) Finalist

Lamont Paris, Chattanooga

### Skip Prosser Man of the Year Award Finalist

Lamont Paris, Chattanooga

## ALL-CONFERENCE TEAMS

### Coaches awards

#### Player of the Year

Isaiah Miller, Sr., G, UNCG

#### Freshman of the Year

Damari Monsanto, G, ETSU

#### Defensive Player of the Year

Isaiah Miller, Sr., G, UNCG

#### Coach of the Year

Dan Earl, VMI

#### First team

Hayden Brown, R-Jr., CIT  
Ledarrus Brewer, R-Jr., ETSU  
Isaiah Miller, Sr., UNCG  
Malachi Smith, R-So., UTC  
Storm Murphy, Sr., WOF

#### Second team

Mike Bothwell, Jr., FUR  
Noah Gurley, Jr., FUR  
Ross Cummings, R-Sr., MER  
David Jean-Baptiste, R-Sr., UTC  
Greg Parham, Sr., VMI

#### Third team

Kaiden Rice, Sr., CIT  
Clay Mounce, Sr., FUR  
Neftali Alvarez, R-So., MER  
Jake Stephens, Jr., VMI  
Mason Faulkner, R-Sr., WCU

#### All-freshman team

Damari Monsanto, ETSU  
A.J. Staton-McCray, SAM  
Trey Bonham, VMI  
Sam Godwin, WOF  
Morgan Safford, WOF

### SoCon Sports Media Association (SCSMA) awards

#### Malcolm U. Pitt Player of the Year

Isaiah Miller, Sr., G, UNCG

#### Freshman of the Year

Damari Monsanto, G, ETSU

#### Anton Foy Coach of the Year

Dan Earl, VMI

#### First team

Hayden Brown, R-Jr., CIT  
Ledarrus Brewer, R-Jr., ETSU  
Isaiah Miller, Sr., UNCG  
Greg Parham, Sr., VMI  
Storm Murphy, Sr., WOF

#### Second team

Kaiden Rice, Sr., CIT  
Mike Bothwell, Jr., FUR  
Noah Gurley, Jr., FUR  
David Jean-Baptiste, R-Sr., UTC  
Malachi Smith, So., UTC  
Jake Stephens, Jr., VMI

#### Third team

Damari Monsanto, Fr., ETSU  
Clay Mounce, Sr., FUR  
Neftali Alvarez, R-So., MER  
Ross Cummings, R-Sr., MER  
Mason Faulkner, R-Sr., WCU

#### All-freshman team

Damari Monsanto, ETSU  
A.J. Staton-McCray, SAM  
Trey Bonham, VMI  
Max Klesmit, WOF  
Morgan Safford, WOF

## PLAYER OF THE WEEK

PRESENTED BY



Dec. 1	Neftali Alvarez, MER
Dec. 8	Myron Gordon, SAM
Dec. 15	Myron Gordon, SAM
Dec. 22	Malachi Smith, UTC
Jan. 5	Mike Bothwell, FUR
Jan. 12	Hayden Brown, CIT
Jan. 19	Greg Parham, VMI
Jan. 26	Greg Parham, VMI
Feb. 2	Damari Monsanto, ETSU
Feb. 9	Jake Stephens, VMI
Feb. 16	Hayden Brown, CIT
Feb. 23	Noah Gurley, Furman
March 2	Isaiah Miller, UNCG

## PLAYER OF THE MONTH

December	Malachi Smith, UTC
January	Greg Parham, VMI
February	Isaiah Miller, UNCG

## S-A OF THE WEEK

Jan. 6	Ross Cummings, MER
--------	--------------------



# 2020-21 INDIVIDUAL STATS

#SoConHoops

## SCORING

##	Player-Team	Cl	G	FG	3FG	FT	Pts	Avg.
1.	Isaiah Miller-UNCG	SR	29	237	10	73	557	19.2
2.	Hayden Brown-CIT	JR	24	159	26	107	451	18.8
3.	Greg Parham-VMI	SR	25	167	64	62	460	18.4
4.	Storm Murphy-WOF	SR	24	143	70	70	426	17.8
5.	Kaiden Rice-CIT	SR	25	151	92	47	441	17.6
6.	Mason Faulkner-WCU	SR	22	120	33	99	372	16.9
7.	Malachi Smith-UTC	SO	25	151	36	81	419	16.8
8.	Ledarius Brewer-ETSU	JR	24	142	59	45	388	16.2
9.	David Jean-Baptiste-UTC	SR	22	133	59	29	354	16.1
10.	Mike Bothwell-FUR	JR	25	147	30	66	390	15.6
11.	Noah Gurley-FUR	JR	25	146	38	56	386	15.4
12.	Jake Stephens-VMI	JR	25	122	34	95	373	14.9
13.	Clay Mounce-FUR	SR	25	129	49	38	345	13.8
14.	Neftali Alvarez-MER	SO	27	126	23	84	359	13.3
15.	Ross Cummings-MER	SR	29	134	73	43	384	13.2
16.	Kamdyn Curfman-VMI	SO	25	107	70	33	317	12.7
17.	Xavier Cork-WCU	SO	27	143	0	56	342	12.7
18.	Fletcher Abee-CIT	SO	23	92	59	43	286	12.4
19.	Leon Ayers III-MER	JR	29	138	30	48	354	12.2
20.	Matt Halvorsen-WCU	SR	27	92	83	60	327	12.1

## REBOUNDING

##	Player-Team	Cl	G	OFF	DEF	TOT	Avg/G
1.	Hayden Brown-CIT	JR	24	55	197	252	10.5
2.	Malachi Smith-UTC	SO	25	40	181	221	8.8
3.	Jake Stephens-VMI	JR	25	31	164	195	7.8
4.	Felipe Haase-MER	JR	29	41	180	221	7.6
5.	Myles Lewis-VMI	SR	22	42	122	164	7.5
6.	Damari Monsanto-ETSU	FR	25	37	146	183	7.3
7.	Mohammed Abdulsalam-UNCG	JR	30	88	119	207	6.9
8.	Isaiah Miller-UNCG	SR	29	44	153	197	6.8
9.	Clay Mounce-FUR	SR	25	49	108	157	6.3
10.	Sean Conway-VMI	SO	25	29	125	154	6.2
11.	Xavier Cork-WCU	SO	27	58	108	166	6.1
12.	Silas Adheke-ETSU	SR	25	56	94	150	6.0
13.	Noah Gurley-FUR	JR	25	30	114	144	5.8
14.	Mason Faulkner-WCU	SR	22	22	99	121	5.5
15.	Jalen Slawson-FUR	JR	25	30	103	133	5.3

## FIELD GOAL PERCENTAGE (MIN. 5.0 MADE PER GAME)

##	Player-Team	Cl	G	FG	FGA	Pct
1.	Xavier Cork-WCU	SO	27	143	223	.641
2.	Hayden Brown-CIT	JR	24	159	313	.508
3.	Noah Gurley-FUR	JR	25	146	299	.488
4.	Greg Parham-VMI	SR	25	167	345	.484
5.	Mike Bothwell-FUR	JR	25	147	304	.484
6.	Clay Mounce-FUR	SR	25	129	269	.480
7.	Storm Murphy-WOF	SR	24	143	304	.470
8.	Ledarius Brewer-ETSU	JR	24	142	303	.469
9.	Isaiah Miller-UNCG	SR	29	237	512	.463
10.	Malachi Smith-UTC	SO	25	151	328	.460

## ASSISTS

##	Player-Team	Cl	G	Assists	Avg/G
1.	Mason Faulkner-WCU	SR	22	106	4.82
2.	Storm Murphy-WOF	SR	24	104	4.33
3.	David Sloan-ETSU	SR	24	103	4.29
4.	Neftali Alvarez-MER	SO	27	113	4.19
5.	Tyler Moffe-CIT	SR	22	91	4.14
6.	Greg Parham-VMI	SR	25	101	4.04
7.	Isaiah Miller-UNCG	SR	29	115	3.97
8.	Alex Hunter-FUR	SR	25	91	3.64
9.	Jake Stephens-VMI	JR	25	85	3.40
10.	Keyshaun Langley-UNCG	SO	30	101	3.37

## FREE THROW PERCENTAGE

##	Player-Team	Cl	G	FTM	FTA	Pct
1.	Stefan Kenic-UTC	SR	26	84	96	.875
2.	Storm Murphy-WOF	SR	24	70	83	.843
3.	Mike Bothwell-FUR	JR	25	66	80	.825
4.	Jake Stephens-VMI	JR	25	95	117	.812
5.	Malachi Smith-UTC	SO	25	81	101	.802
6.	Neftali Alvarez-MER	SO	27	84	106	.792
7.	Mason Faulkner-WCU	SR	22	99	130	.762
8.	David Sloan-ETSU	SR	24	60	81	.741
9.	Hayden Brown-CIT	JR	24	107	152	.704
10.	Isaiah Miller-UNCG	SR	29	73	117	.624

## STEALS

##	Player-Team	Cl	G	Steals	Avg/G
1.	Isaiah Miller-UNCG	SR	29	74	2.55
2.	A.J. Staton-McCray-SAM	FR	19	32	1.68
3.	Mike Bothwell-FUR	JR	25	41	1.64
4.	David Jean-Baptiste-UTC	SR	22	36	1.64
5.	Ledarius Brewer-ETSU	JR	24	36	1.50
6.	Malachi Smith-UTC	SO	25	37	1.48
7.	Neftali Alvarez-MER	SO	27	38	1.41
8.	Jeff Gary-MER	JR	29	37	1.28
9.	Max Klesmit-WOF	FR	19	24	1.26
10.	Leon Ayers III-MER	JR	29	36	1.24

## 3-POINT FIELD GOAL PERCENTAGE (MIN. 1.5 MADE PER GAME)

##	Player-Team	Cl	G	3FG	FGA	Pct
1.	Greg Parham-VMI	SR	25	64	147	.435
2.	A.J. Caldwell-UTC	JR	26	40	97	.412
3.	Kamdyn Curfman-VMI	SO	25	70	172	.407
4.	Sean Conway-VMI	SO	25	57	141	.404
5.	Alex Hunter-FUR	SR	25	63	156	.404
6.	Ross Cummings-MER	SR	29	73	181	.403
7.	Storm Murphy-WOF	SR	24	70	175	.400
8.	Felipe Haase-MER	JR	29	59	150	.393
9.	Matt Halvorsen-WCU	SR	27	83	214	.388
10.	Ledarius Brewer-ETSU	JR	24	59	153	.386

## 3-POINT FIELD GOALS MADE

##	Player-Team	Cl	G	3FG	Avg/G
1.	Kaiden Rice-CIT	SR	25	92	3.68
2.	Matt Halvorsen-WCU	SR	27	83	3.07
3.	Storm Murphy-WOF	SR	24	70	2.92
4.	Kamdyn Curfman-VMI	SO	25	70	2.80
5.	David Jean-Baptiste-UTC	SR	22	59	2.68
6.	Fletcher Abee-CIT	SO	23	59	2.57
7.	Greg Parham-VMI	SR	25	64	2.56
8.	Alex Hunter-FUR	SR	25	63	2.52
9.	Ross Cummings-MER	SR	29	73	2.52
10.	Tray Hollowell-WOF	SR	24	60	2.50

## BLOCKED SHOTS

##	Player-Team	Cl	G	Blocks	Avg/G
1.	Hayden Koval-UNCG	SR	30	64	2.13
2.	Stephen Clark-CIT	SO	25	46	1.84
3.	Jake Stephens-VMI	JR	25	41	1.64
4.	Xavier Cork-WCU	SO	27	37	1.37
5.	Jalen Slawson-FUR	JR	25	30	1.20
6.	Noah Gurley-FUR	JR	25	27	1.08
7.	Jacob Tryon-SAM	SR	18	16	0.89
8.	Silas Adheke-ETSU	SR	25	22	0.88
9.	Myles Lewis-VMI	SR	22	17	0.77
10.	Sam Godwin-WOF	FR	22	16	0.73

## ASSIST/TURNOVER RATIO (MIN. 5.0 ASSISTS PER GAME)

##	Player-Team	Cl	G	Asst	Avg	Turn	Avg	Ratio
1.	Alex Hunter-FUR	SR	25	91	3.6	34	1.4	2.68
2.	Jeff Gary-MER	JR	29	88	3.0	35	1.2	2.51
3.	Ryan Larson-WOF	JR	21	68	3.2	34	1.6	2.00
4.	Keyshaun Langley-UNCG	SO	30	101	3.4	54	1.8	1.87
5.	Greg Parham-VMI	SR	25	101	4.0	55	2.2	1.84
6.	Tyler Moffe-CIT	SR	22	91	4.1	52	2.4	1.75
7.	David Sloan-ETSU	SR	24	103	4.3	60	2.5	1.72
8.	Storm Murphy-WOF	SR	24	104	4.3	65	2.7	1.60
9.	Richardson Maitre-SAM	SR	15	47	3.1	32	2.1	1.47
10.	Mason Faulkner-WCU	SR	22	106	4.8	76	3.5	1.39

## MINUTES PLAYED

##	Player-Team	Cl	G	Minutes	Avg/G
1.	Matt Halvorsen-WCU	SR	27	971	35.96
2.	Malachi Smith-UTC	SO	25	894	35.76
3.	Storm Murphy-WOF	SR	24	825	34.38
4.	Mason Faulkner-WCU	SR	22	752	34.18
5.	David Jean-Baptiste-UTC	SR	22	751	34.14
6.	Kamdyn Curfman-VMI	SO	25	853	34.12
7.	Greg Parham-VMI	SR	25	849	33.96
8.	Kaiden Rice-CIT	SR	25	845	33.80
9.	A.J. Caldwell-UTC	JR	26	850	32.69
10.	Ross Cummings-MER	SR	29	948	32.69



# 2020-21 TEAM STATS



## SCORING OFFENSE

##	Team	G	W-L	Pts	Avg
1.	The Citadel	25	13-12	2019	80.8
2.	VMI	25	13-12	2001	80.0
3.	Furman	25	16-9	1990	79.6
4.	Samford	19	6-13	1460	76.8
5.	Mercer	29	18-11	2225	76.7
6.	Western Carolina	27	11-16	2039	75.5
7.	Wofford	24	15-9	1784	74.3
8.	UNCG	30	21-9	2189	73.0
9.	Chattanooga	26	18-8	1888	72.6
10.	ETSU	25	13-12	1736	69.4

## SCORING DEFENSE

##	Team	G	Pts	Avg/G
1.	ETSU	25	1654	66.2
2.	UNCG	30	2020	67.3
3.	Wofford	24	1627	67.8
4.	Furman	25	1723	68.9
5.	Chattanooga	26	1801	69.3
6.	Mercer	29	2082	71.8
7.	VMI	25	1897	75.9
8.	The Citadel	25	1959	78.4
9.	Western Carolina	27	2129	78.9
10.	Samford	19	1510	79.5

## SCORING MARGIN

##	Team	G	OFF	DEF Margin
1.	Furman	25	79.6	68.9 +10.7
2.	Wofford	24	74.3	67.8 +6.5
3.	UNCG	30	73.0	67.3 +5.6
4.	Mercer	29	76.7	71.8 +4.9
5.	VMI	25	80.0	75.9 +4.2
6.	Chattanooga	26	72.6	69.3 +3.3
7.	ETSU	25	69.4	66.2 +3.3
8.	The Citadel	25	80.8	78.4 +2.4
9.	Samford	19	76.8	79.5 -2.6
10.	Western Carolina	27	75.5	78.9 -3.3

## FREE THROW PERCENTAGE

##	Team	G	FTM	FTA	Pct
1.	Chattanooga	26	336	429	.783
2.	VMI	25	319	413	.772
3.	Western Carolina	27	381	525	.726
4.	Furman	25	288	398	.724
5.	Mercer	29	299	420	.712
6.	Wofford	24	246	349	.705
7.	The Citadel	25	347	495	.701
8.	ETSU	25	295	423	.697
9.	UNCG	30	304	438	.694
10.	Samford	19	227	331	.686

## FIELD GOAL PERCENTAGE

##	Team	G	FG	FGA	Pct
1.	Furman	25	730	1499	.487
2.	Mercer	29	810	1684	.481
3.	Wofford	24	646	1374	.470
4.	VMI	25	706	1517	.465
5.	Western Carolina	27	716	1577	.454
6.	The Citadel	25	708	1566	.452
7.	Samford	19	541	1218	.444
8.	Chattanooga	26	667	1522	.438
9.	ETSU	25	620	1416	.438
10.	UNCG	30	797	1892	.421

## FIELD GOAL PERCENTAGE DEFENSE

##	Team	G	FG	FGA	Pct
1.	UNCG	30	667	1599	.417
2.	ETSU	25	573	1370	.418
3.	VMI	25	700	1640	.427
4.	Wofford	24	599	1373	.436
5.	Samford	19	501	1145	.438
6.	Mercer	29	747	1702	.439
7.	Furman	25	635	1440	.441
8.	The Citadel	25	727	1626	.447
9.	Chattanooga	26	688	1510	.456
10.	Western Carolina	27	785	1688	.465

## 3-POINT FIELD GOAL PERCENTAGE

##	Team	G	FG	FGA	Pct
1.	VMI	25	270	711	.380
2.	Mercer	29	245	652	.376
3.	Chattanooga	26	218	607	.359
4.	The Citadel	25	256	720	.356
5.	Wofford	24	246	692	.355
6.	ETSU	25	201	575	.350
7.	Furman	25	242	708	.342
8.	Western Carolina	27	226	662	.341
9.	Samford	19	151	484	.312
10.	UNCG	30	222	740	.300

## 3-POINT FIELD GOAL PCT DEFENSE

##	Team	G	FG	FGA	Pct
1.	The Citadel	25	175	562	.311
2.	UNCG	30	210	663	.317
3.	Mercer	29	210	656	.320
4.	Furman	25	181	559	.324
5.	Chattanooga	26	178	537	.331
6.	Wofford	24	195	580	.336
7.	VMI	25	239	708	.338
8.	ETSU	25	211	617	.342
9.	Samford	19	196	563	.348
10.	Western Carolina	27	242	671	.361

## REBOUNDING MARGIN

##	Team	G	Avg	Opp	+/-
1.	Samford	19	39.7	36.1	+3.6
2.	ETSU	25	35.9	32.9	+3.0
3.	UNCG	30	37.9	35.0	+2.9
4.	Mercer	29	34.9	32.3	+2.7
5.	Furman	25	35.2	33.0	+2.2
6.	VMI	25	38.5	36.5	+2.0
	Wofford	24	34.6	32.6	+2.0
8.	The Citadel	25	37.8	37.3	+0.5
9.	Western Carolina	27	34.4	34.9	-0.6
10.	Chattanooga	26	33.9	34.9	-1.0

## BLOCKED SHOTS

##	Team	G	Blocks	Avg/G
1.	The Citadel	25	108	4.32
2.	UNCG	30	109	3.63
3.	Furman	25	84	3.36
4.	VMI	25	75	3.00
5.	Mercer	29	84	2.90
6.	Western Carolina	27	75	2.78
7.	ETSU	25	64	2.56
8.	Samford	19	47	2.47
9.	Wofford	24	48	2.00
10.	Chattanooga	26	48	1.85

## ASSISTS

##	Team	G	Assists	Avg/G
1.	Furman	25	416	16.64
2.	Mercer	29	468	16.14
3.	VMI	25	393	15.72
4.	The Citadel	25	389	15.56
5.	Samford	19	283	14.89
6.	Wofford	24	351	14.63
7.	Western Carolina	27	359	13.30
8.	Chattanooga	26	319	12.27
9.	UNCG	30	361	12.03
10.	ETSU	25	295	11.80

## STEALS

##	Team	G	Steals	Avg/G
1.	Furman	25	205	8.20
2.	ETSU	25	184	7.36
3.	UNCG	30	217	7.23
4.	Chattanooga	26	178	6.85
5.	Samford	19	129	6.79
6.	Mercer	29	196	6.76
7.	Wofford	24	160	6.67
8.	The Citadel	25	136	5.44
9.	VMI	25	134	5.36
10.	Western Carolina	27	133	4.93

## TURNOVER MARGIN

##	Team	G	Avg	Opp	+/-
1.	UNCG	30	10.7	14.3	+3.57
2.	Furman	25	12.5	14.8	+2.28
3.	Chattanooga	26	11.1	13.2	+2.12
4.	Wofford	24	12.8	13.0	+0.25
5.	ETSU	25	13.6	13.8	+0.20
6.	Mercer	29	12.2	11.8	-0.45
7.	The Citadel	25	12.1	11.3	-0.84
8.	Samford	19	16.2	14.3	-1.95
9.	Western Carolina	27	14.1	11.9	-2.26
10.	VMI	25	12.6	10.3	-2.28

## ASSIST/TURNOVER RATIO

##	Team	G	Asst	Turn	Ratio
1.	Furman	25	16.6	12.5	1.33
2.	Mercer	29	16.1	12.2	1.32
3.	The Citadel	25	15.6	12.1	1.28
4.	VMI	25	15.7	12.6	1.25
5.	Wofford	24	14.6	12.8	1.15
6.	UNCG	30	12.0	10.7	1.12
7.	Chattanooga	26	12.3	11.1	1.10
8.	Western Carolina	27	13.3	14.1	0.94
9.	Samford	19	14.9	16.2	0.92
10.	ETSU	25	11.8	13.6	0.87

## ATTENDANCE

##	Team	G	ATTEND	Avg
	Mercer	13	11949	919
	The Citadel	14	6687	478
	Samford	9	4246	472
	ETSU	12	5479	457
	Furman	12	3000	250
	Chattanooga	12	2846	237
	VMI	12	2068	172
	UNCG	10	524	52
	Wofford	12	427	36
	Western Carolina	11	0	0



# 2020-21 INDIVIDUAL GAME HIGHS

## POINTS

- 37, Hayden Brown (The Citadel) vs Chattanooga (01/09/21)
- 33, Jake Stephens (VMI) vs The Citadel (01/16/21)
- 32, Mike Bothwell (Furman) vs ETSU (01/16/21)
- 32, Isaiah Miller (UNCG) at ETSU (02/27/21)
- 31, Hayden Brown (The Citadel) vs Columbia Int'l (12/07/20)

## FIELD GOALS MADE

- 15, Isaiah Miller (UNCG) vs The Citadel (01/18/21)
- 13, Hayden Brown (The Citadel) vs Columbia Int'l (12/07/20)
- 13, Isaiah Miller (UNCG) at ETSU (02/27/21)
- 12, Jake Stephens (VMI) vs The Citadel (01/16/21)
- 12, Kamar Robertson (Mercer) vs Chattanooga (02/24/21)

## FIELD GOAL ATTEMPTS

- 27, Isaiah Miller (UNCG) vs Western Carolina (02/24/21)
- 25, Isaiah Miller (UNCG) at Coppin State (12/10/20)
- 25, Isaiah Miller (UNCG) vs The Citadel (01/18/21)
- 23, Isaiah Miller (UNCG) at VMI (02/17/21)
- 22, Jake Stephens (VMI) vs The Citadel (01/16/21)
- 22, Isaiah Miller (UNCG) vs Mercer (01/27/21)
- 22, Noah Gurley (Furman) at Wofford (02/27/21)

## FIELD GOAL PERCENTAGE

- 1.000 (12-12), Kamar Robertson (Mercer) vs Chattanooga (02/24/21)
- 1.000 (9-9), Maciej Bender (Mercer) vs Columbia Int'l (12/05/20)
- 1.000 (8-8), Garrett Hien (Furman) vs Tusculum (11/25/20)
- .889 (8-9), Logan Dye (Samford) vs Alabama A&M (11/29/20)
- .833 (10-12), Xavier Cork (Western Carolina) at North Carolina A&T (12/12/20)
- .833 (10-12), Clay Mounce (Furman) at The Citadel (01/13/21)

## 3-POINT FIELD GOALS MADE

- 9, Kaiden Rice (The Citadel) vs Piedmont (11/25/20)
- 7, Matt Halvorsen (Western Carolina) at North Carolina A&T (12/12/20)
- 7, Hayden Brown (The Citadel) vs Chattanooga (01/09/21)
- 7, Greg Parham (VMI) vs Wofford (01/13/21)
- 7, Kaiden Rice (The Citadel) at VMI (01/16/21)
- 7, Sean Conway (VMI) vs The Citadel (01/16/21)
- 7, Alex Hunter (Furman) vs Samford (02/17/21)
- 7, Stefan Kenic (Chattanooga) vs Western Carolina (02/17/21)

## 3-POINT FIELD GOAL ATTEMPTS

- 18, Kaiden Rice (The Citadel) vs Piedmont (11/25/20)
- 16, Kaiden Rice (The Citadel) vs North Carolina A&T (12/03/20)
- 16, Kaiden Rice (The Citadel) at Wofford (02/17/21)
- 15, Tray Hollowell (Wofford) vs USF (12/12/20)
- 15, Matt Halvorsen (Western Carolina) at Wofford (01/23/21)
- 15, Clay Mounce (Furman) vs Wofford (02/06/21)

## 3-POINT FIELD GOAL PERCENTAGE

- 1.000 (7-7), Stefan Kenic (Chattanooga) vs Western Carolina (02/17/21)
- 1.000 (5-5), Tray Hollowell (Wofford) at VMI (01/13/21)
- 1.000 (5-5), Tyler Moffe (The Citadel) vs Wofford (01/27/21)
- 1.000 (5-5), Kameron Gibson (Western Carolina) at UNCG (02/24/21)
- .875 (7-8), Greg Parham (VMI) vs Wofford (01/13/21)

## FREE THROWS MADE

- 16, Mason Faulkner (Western Carolina) at Mercer (01/16/21)
- 12, Jake Stephens (VMI) vs Samford (02/13/21)
- 11, Hayden Brown (The Citadel) at Longwood (12/19/20)
- 11, Stefan Kenic (Chattanooga) at Tennessee State (12/22/20)
- 10, Neftali Alvarez (Mercer) at Georgia Tech (11/27/20)
- 10, Jake Stephens (VMI) at Gardner-Webb (12/18/20)
- 10, Jake Stephens (VMI) at George Mason (12/21/20)
- 10, Malachi Smith (Chattanooga) at Tennessee State (12/22/20)
- 10, Hayden Brown (The Citadel) vs Chattanooga (01/09/21)
- 10, Neftali Alvarez (Mercer) vs Western Carolina (01/16/21)
- 10, Xavier Cork (Western Carolina) at Samford (01/18/21)
- 10, Neftali Alvarez (Mercer) vs Samford (02/08/21)
- 10, Mason Faulkner (Western Carolina) vs The Citadel (03/05/21)

## FREE THROW ATTEMPTS

- 18, Mason Faulkner (Western Carolina) at Mercer (01/16/21)
- 14, Isaiah Miller (UNCG) at Samford (01/14/21)
- 14, Neftali Alvarez (Mercer) vs Samford (02/08/21)
- 14, Jake Stephens (VMI) vs Samford (02/13/21)
- 14, Mason Faulkner (Western Carolina) vs The Citadel (03/05/21)

## FREE THROW PERCENTAGE

- 1.000 (10-10), Jake Stephens (VMI) at George Mason (12/21/20)
- 1.000 (9-9), Mike Bothwell (Furman) vs USC Upstate (11/28/20)
- 1.000 (9-9), Matt Halvorsen (Western Carolina) at UNC Asheville (11/28/20)
- 1.000 (9-9), Cory Hightower (Western Carolina) at Col. of Charleston (12/18/20)
- 1.000 (8-8), Stefan Kenic (Chattanooga) at UAB (12/19/20)
- 1.000 (8-8), Storm Murphy (Wofford) vs Samford (01/02/21)
- 1.000 (8-8), Ledarius Brewer (ETSU) vs The Citadel (01/30/21)

## REBOUNDS

- 21, Hayden Brown (The Citadel) vs Columbia Int'l (12/07/20)
- 17, Hayden Brown (The Citadel) at Western Carolina (02/01/21)
- 16, Hayden Brown (The Citadel) vs Piedmont (11/25/20)
- 16, Felipe Haase (Mercer) at Georgia Southern (12/13/20)
- 16, Clay Mounce (Furman) at UNCG (02/10/21)
- 16, Jake Stephens (VMI) at The Citadel (02/20/21)
- 16, Mohammed Abdulsalam (UNCG) vs Western Carolina (02/24/21)

## ASSISTS

- 11, Tyler Moffe (The Citadel) vs Presbyterian (12/22/20)
- 11, Storm Murphy (Wofford) vs Samford (01/02/21)
- 10, Tyler Moffe (The Citadel) vs Western Carolina (02/06/21)
- 9, Neftali Alvarez (Mercer) at Georgia Tech (11/27/20)
- 9, Jalen Slawson (Furman) at Col. of Charleston (12/05/20)
- 9, Keyshaun Langley (UNCG) at North Carolina A&T (12/22/20)
- 9, Greg Parham (VMI) vs UNCG (02/17/21)
- 9, Storm Murphy (Wofford) vs The Citadel (02/17/21)
- 9, Mason Faulkner (Western Carolina) vs Mercer (02/27/21)

## STEALS

- 7, Ledarius Brewer (ETSU) vs Western Carolina (12/30/20)
- 7, Isaiah Miller (UNCG) vs VMI (01/30/21)
- 6, Mike Bothwell (Furman) vs Mercer (01/02/21)
- 6, Isaiah Miller (UNCG) at Furman (02/08/21)
- 6, Jeff Gary (Mercer) vs Samford (02/08/21)

## BLOCKED SHOTS

- 7, Hayden Koval (UNCG) vs Little Rock (11/27/20)
- 6, Hayden Koval (UNCG) at North Carolina A&T (12/22/20)
- 5, Stephen Clark (The Citadel) vs North Carolina A&T (12/03/20)
- 5, Xavier Cork (Western Carolina) vs Newberry (12/03/20)
- 5, Jake Stephens (VMI) at Samford (12/30/20)
- 5, Stephen Clark (The Citadel) vs Chattanooga (01/09/21)
- 5, Stephen Clark (The Citadel) vs Furman (01/13/21)
- 5, Jalen Slawson (Furman) vs UNCG (02/08/21)
- 5, Noah Gurley (Furman) vs The Citadel (02/24/21)

## TURNOVERS

- 8, David Sloan (ETSU) at Alabama (12/22/20)
- 7, Neftali Alvarez (Mercer) vs North Georgia (11/25/20)
- 7, Messiah Jones (Wofford) at Richmond (12/07/20)
- 7, Storm Murphy (Wofford) vs UNCG (01/06/21)
- 7, Ledarius Brewer (ETSU) vs Chattanooga (03/06/21)

#SoConHoops



# 2020-21 TEAM GAME HIGHS



## POINTS

133, Samford vs Belhaven (12/21/20)  
118, Furman vs South Carolina State (12/21/20)  
112, ETSU vs The Citadel (01/30/21)  
111, Wofford vs Carver (11/28/20)  
110, VMI vs The Citadel (01/16/21)

## MARGIN OF VICTORY

74 (111-37), Wofford vs Carver (11/28/20)  
66 (118-52), Furman vs South Carolina State (12/21/20)  
51 (102-51), The Citadel vs Carver (12/09/20)  
49 (133-84), Samford vs Belhaven (12/21/20)  
42 (100-58), The Citadel vs Toccoa Falls (12/05/20)  
42 (96-54), ETSU vs Columbia Int'l (12/17/20)

## FIELD GOALS MADE

48, Wofford vs Carver (11/28/20)  
47, Samford vs Belhaven (12/21/20)  
42, Furman vs South Carolina State (12/21/20)  
41, VMI vs Camp. Harrodsburg (12/15/20)  
39, Western Carolina at North Carolina A&T (12/12/20)

## FIELD GOAL ATTEMPTS

85, UNCG at North Carolina A&T (12/22/20)  
82, UNCG at Coppin State (12/10/20)  
79, UNCG at VMI (02/17/21)  
77, Chattanooga vs Lander (11/25/20)  
77, UNCG vs Western Carolina (02/24/21)

## FIELD GOAL PERCENTAGE

.700 (42-60), Furman vs South Carolina State (12/21/20)  
.667 (48-72), Wofford vs Carver (11/28/20)  
.653 (47-72), Samford vs Belhaven (12/21/20)  
.633 (31-49), Wofford vs Samford (01/02/21)  
.625 (30-48), Western Carolina vs Newberry (12/03/20)

## 3-POINT FIELD GOALS MADE

22, Samford vs Belhaven (12/21/20)  
21, VMI vs Camp. Harrodsburg (12/15/20)  
21, Furman vs South Carolina State (12/21/20)  
18, The Citadel vs Piedmont (11/25/20)  
18, The Citadel vs Columbia Int'l (12/07/20)

## 3-POINT FIELD GOAL ATTEMPTS

42, VMI vs Camp. Harrodsburg (12/15/20)  
40, Samford vs Belhaven (12/21/20)  
40, Furman vs Wofford (02/06/21)  
39, The Citadel vs Piedmont (11/25/20)  
39, Western Carolina vs Piedmont (11/30/20)  
39, Wofford vs USF (12/12/20)  
39, VMI at Samford (12/30/20)  
39, Furman at VMI (01/20/21)  
39, Wofford vs VMI (02/03/21)  
39, VMI vs Samford (02/13/21)

## 3-POINT FIELD GOAL PERCENTAGE

.600 (21-35), Furman vs South Carolina State (12/21/20)  
.588 (10-17), VMI vs Chattanooga (01/02/21)  
.571 (16-28), Wofford vs Samford (01/02/21)  
.563 (18-32), The Citadel vs Columbia Int'l (12/07/20)  
.550 (22-40), Samford vs Belhaven (12/21/20)  
.550 (11-20), Western Carolina vs Newberry (12/03/20)

## FREE THROWS MADE

30, The Citadel at Longwood (12/19/20)  
30, Western Carolina at Mercer (01/16/21)  
27, Furman vs USC Upstate (11/28/20)  
26, Chattanooga at Tennessee State (12/22/20)  
26, VMI vs The Citadel (01/16/21)  
26, ETSU vs The Citadel (01/30/21)

## FREE THROW ATTEMPTS

38, The Citadel at Longwood (12/19/20)  
36, Western Carolina at Mercer (01/16/21)  
35, Western Carolina at Col. of Charleston (12/18/20)  
34, Furman vs USC Upstate (11/28/20)  
34, Furman at Winthrop (12/19/20)

## FREE THROW PERCENTAGE

1.000 (9-9), Mercer at Western Carolina (02/27/21)  
1.000 (6-6), Chattanooga at UNCG (02/20/21)  
1.000 (5-5), Wofford vs Mercer (03/06/21)  
1.000 (4-4), Wofford vs Mercer (01/30/21)  
.944 (17-18), Mercer at Georgia Tech (11/27/20)  
.944 (17-18), VMI at George Mason (12/21/20)  
.944 (17-18), Chattanooga at The Citadel (01/09/21)

## REBOUNDS

63, UNCG at North Carolina A&T (12/22/20)  
58, The Citadel vs Carver (12/09/20)  
55, Furman vs Southern Wesleyan (12/02/20)  
54, Wofford vs Carver (11/28/20)  
52, Chattanooga vs Lander (11/25/20)  
52, The Citadel vs Columbia Int'l (12/07/20)  
52, UNCG at Coppin State (12/10/20)  
52, VMI vs Samford (02/13/21)

## ASSISTS

36, Samford vs Belhaven (12/21/20)  
33, VMI vs Camp. Harrodsburg (12/15/20)  
33, Furman vs South Carolina State (12/21/20)  
26, The Citadel vs Toccoa Falls (12/05/20)  
26, VMI vs Greensboro (12/08/20)

## STEALS

18, Mercer vs Samford (02/08/21)  
17, The Citadel vs Toccoa Falls (12/05/20)  
15, VMI vs St. Andrews (11/25/20)  
15, UNCG vs VMI (01/30/21)  
14, Wofford vs Carver (11/28/20)  
14, Furman vs Mercer (01/02/21)

## BLOCKED SHOTS

10, The Citadel vs ETSU (02/10/21)  
9, Furman vs The Citadel (02/24/21)  
8, The Citadel vs Furman (01/13/21)  
8, Furman vs UNCG (02/08/21)  
7, The Citadel vs Piedmont (11/25/20)  
7, UNCG vs Little Rock (11/27/20)  
7, UNCG vs Duquesne (12/02/20)  
7, The Citadel vs North Carolina A&T (12/03/20)  
7, Western Carolina vs Newberry (12/03/20)  
7, Mercer vs Southern Wesleyan (12/06/20)  
7, The Citadel vs Presbyterian (12/22/20)  
7, VMI at Samford (12/30/20)  
7, The Citadel vs Chattanooga (01/09/21)  
7, UNCG vs The Citadel (01/18/21)

## TURNOVERS

27, Samford at Mercer (02/08/21)  
25, VMI at Penn State (11/28/20)  
23, ETSU vs Abilene Christian (11/25/20)  
23, Furman at Winthrop (12/19/20)  
22, Mercer at Georgia Southern (12/13/20)  
22, Wofford vs Samford (01/02/21)

## FOULS

30, Samford at Belmont (12/05/20)  
30, Samford at Troy (12/16/20)  
29, Mercer vs Western Carolina (01/16/21)  
28, UNCG vs Winthrop (12/01/20)  
27, The Citadel at Longwood (12/19/20)

## Scoring

Game	Player	Points	Opponent	Date
1. 100	Frank Selvy, Furman	100	vs. Newberry	Feb. 13, 1954
2. 67	Darrell Floyd, Furman	67	vs. Morehead State	Jan. 22, 1955
3. 66	Jay Handlan, Washington & Lee	66	vs. Furman	Feb. 24, 1951
4. 63	Frank Selvy, Furman	63	vs. Mercer	Feb. 11, 1953
5. 62	Darrell Floyd, Furman	62	vs. The Citadel	Jan. 14, 1956
6. 58	Frank Selvy, Furman	58	vs. Wofford	Feb. 23, 1954
7. 56	Darrell Floyd, Furman	56	vs. Clemson	Feb. 24, 1955
8. 56	Stan Davis, Appalachian State	56	vs. Carson-Newman	Jan. 24, 1974
9. 55	Skip Henderson, Marshall	55	vs. The Citadel	March 4, 1988
10. 54	Rod Hundley, West Virginia	54	vs. Furman	Jan. 5, 1957
54	Jordan Lyons, Furman	54	vs. North Greenville	Nov. 15, 2018

## Season

Rank	Player	Points	Season
1.	Frank Selvy, Furman	1,209	1953-54
2.	Stephen Curry, Davidson	974	2008-09
3.	Darrell Floyd, Furman	946	1955-56
4.	Stephen Curry, Davidson	931	2007-08
5.	Jerry West, West Virginia	908	1959-60
6.	Jerry West, West Virginia	903	1958-59
7.	Darrell Floyd, Furman	897	1954-55
8.	Andrew Goudelock, College of Charleston	877	2010-11
9.	Bob McCurdy, Richmond	855	1974-75
10.	Jason Conley, VMI	820	2001-02

## Career

Rank	Player	Points	Year
1.	Stephen Curry, Davidson	2,635	2006-09
2.	Skip Henderson, Marshall	2,574	1983-88
3.	Andrew Goudelock, College of Charleston	2,571	2007-11
4.	Frank Selvy, Furman	2,538	1951-54
5.	Fletcher Magee, Wofford	2,516	2015-19
6.	John Gerdy, Davidson	2,483	1975-79
7.	Gay Elmore, VMI	2,423	1983-87
8.	John Taft, Marshall	2,332	1987-91
9.	Dom Flora, Washington & Lee	2,310	1954-58
10.	Jerry West, West Virginia	2,309	1957-60

## Scoring average

Rank	Avg	G	Pts.	Player	Year
1.	41.7	29	1,209	Frank Selvy, Furman*	1953-54
2.	35.9	25	897	Darrell Floyd, Furman*	1954-55
3.	33.8	28	946	Darrell Floyd, Furman*	1955-56
4.	32.9	26	855	Bob McCurdy, Richmond*	1974-75
5.	30.2	19	574	Aron Stewart, Richmond	1972-73
6.	29.5	25	738	Frank Selvy, Furman*	1952-53
7.	29.3	31	908	Jerry West, West Virginia	1959-60
8.	29.3	28	820	Jason Conley, VMI*	2001-02
9.	28.9	25	723	Bob Tallent, George Washington	1968-69
10.	28.6	34	974	Stephen Curry, Davidson*	2008-09

\* - NCAA scoring leader

## Career

Rank	Avg	G	Pts.	Player	Year
1.	32.5	78	2,538	Frank Selvy, Furman	1951-54
2.	32.1	71	2,281	Darrell Floyd, Furman	1953-56
3.	28.1	44	1,237	Aron Stewart, Richmond	1972-74
4.	26.7	56	1,495	Frankie King, Western Carolina	1993-95
5.	25.7	79	2,032	Fred Hetzel, Davidson	1962-65
6.	25.3	104	2,635	Stephen Curry, Davidson	2006-09
7.	24.9	54	1,347	Bob McCurdy, Richmond	1973-75
8.	24.8	93	2,309	Jerry West, West Virginia	1957-60
9.	24.5	89	2,180	Rod Hundley, West Virginia	1954-57
10.	23.4	106	2,483	John Gerdy, Davidson	1975-79



Furman's Frank Selvy scored an NCAA-record 100 points against Newberry on Feb. 13, 1954.

## Field goals made

Game	Player	Points	Opponent	Date
1. 41	Frank Selvy, Furman	41	vs. Newberry	Feb. 13, 1954
2. 27	Darrell Floyd, Furman	27	vs. Morehead State	Jan. 22, 1955
3. 25	Stan Davis, Appalachian State	25	vs. Carson-Newman	Jan. 24, 1974
4. 23	Darrell Floyd, Furman	23	vs. The Citadel	Jan. 14, 1956
5. 22	Rod Hundley, West Virginia	22	vs. Furman	Jan. 5, 1957
22	Bunny Gibson, Marshall	22	vs. Chattanooga	Jan. 30, 1978
7. 21	Jerry Varn, The Citadel	21	vs. Piedmont	1953
21	Jeff Cohen, William & Mary	21	vs. Richmond	1960-61
21	Bob McCurdy, Richmond	21	vs. West Virginia	Feb. 17, 1975
10. 20	Fred Hetzel, Davidson	20	vs. Furman	Dec. 8, 1964
20	Dick Snyder, Davidson	20	vs. Ohio	Dec. 21, 1965
20	Aron Stewart, Richmond	20	vs. Appalachian State	Jan. 29, 1973
20	Bob McCurdy, Richmond	20	vs. Appalachian State	Feb. 26, 1975
20	Skip Henderson, Marshall	20	vs. The Citadel	March 4, 1988

## Season

Rank	Player	Points	Season
1.	Frank Selvy, Furman	427	1953-54
2.	Darrell Floyd, Furman	344	1954-55
3.	Jerry West, West Virginia	340	1958-59
4.	Darrell Floyd, Furman	339	1955-56
5.	Jerry West, West Virginia	325	1959-60
6.	Bob McCurdy, Richmond	321	1974-75
7.	Andrew Goudelock, College of Charleston	318	2010-11
8.	Stephen Curry, Davidson	317	2007-08
9.	Stephen Curry, Davidson	312	2008-09
10.	John Gerdy, Davidson	292	1977-78

## Career

Rank	Player	Points	Year
1.	John Gerdy, Davidson	1,052	1976-79
2.	Skip Henderson, Marshall	1,000	1985-88
3.	Andrew Goudelock, College of Charleston	956	2007-11
4.	Jonathan Moore, Furman	947	1977-80
5.	Frank Selvy, Furman	922	1952-54
6.	Kyle Hines, UNCG	882	2004-08
7.	Gay Elmore, VMI	873	1984-87
8.	Stephen Curry, Davidson	871	2006-09
9.	Darrell Floyd, Furman	868	1954-56
10.	Jerry West, West Virginia	843	1958-60



# INDIVIDUAL RECORD BOOK



## Field-goal attempts

Game			
1.	71	Jay Handlin, Washington & Lee vs. Furman	Feb. 24, 1951
2.	66	Frank Selvy, Furman vs. Newberry	Feb. 13, 1954
3.	51	Darrell Floyd, Furman vs. Morehead State	Jan. 22, 1955
4.	49	Darrell Floyd, Furman vs. The Citadel	Jan. 14, 1956
5.	48	Rod Hundley, West Virginia vs. Furman	Jan. 5, 1957
6.	42	Stan Davis, Appalachian St. vs. Carson-Newman	Jan. 24, 1974
	42	Rod Hundley, West Virginia vs. George Washington	Feb. 19, 1955
8.	39	Bill Ralph, VMI vs. West Virginia	1953-54
9.	38	Darrell Floyd, Furman vs. Virginia Tech	March 1, 1956
	38	Bob Tallent, George Washington vs. Furman	Jan. 7, 1969

## Season

1.	941	Frank Selvy, Furman	1953-54
2.	850	Darrell Floyd, Furman	1955-56
3.	814	Rod Hundley, West Virginia	1955-56
4.	796	Darrell Floyd, Furman	1954-55
5.	756	Rod Hundley, West Virginia	1954-55
6.	699	Andrew Goude-lock, College of Charleston	2010-11
7.	687	Stephen Curry, Davidson	2008-09
8.	677	Bob Tallent, George Washington	1968-69
9.	656	Jerry West, West Virginia	1958-59
	656	Stephen Curry, Davidson	2007-08

## Career

1.	2,218	Rod Hundley, West Virginia	1955-57
2.	2,143	Frank Selvy, Furman	1952-54
3.	2,092	Andrew Goude-lock, College of Charleston	2007-11
4.	2,063	Darrell Floyd, Furman	1954-56
5.	2,057	John Gerdy, Davidson	1976-79
6.	1,964	Skip Henderson, Marshall	1985-88
7.	1,866	Stephen Curry, Davidson	2006-09
8.	1,858	Gay Elmore, VMI	1984-87
9.	1,814	Karl Cochran, Wofford	2011-15
10.	1,766	Fletcher Magee, Wofford	2015-19

## Field-goal percentage

### Game (minimum 10 made)

1.	100.0	14-14 Russ Hunt, Furman vs. Appalachian State	Dec. 9, 1971
2.	100.0	12-12 Ashley Champion, Chattanooga vs. Samford	Dec. 21, 2002
		12-12 Tyson Patterson, Appalachian State vs. W. Carolina	Jan. 24, 2000
		12-12 Kamar Robertson, Mercer vs. Chattanooga	Feb. 24, 2021
5.	100.0	10-10 Kyle Hines, UNCG vs. The Citadel	Jan. 7, 2008
		10-10 Jim McDonough, William & Mary vs. Richmond	1975-76
		10-10 Calvin Cannady, ETSU vs. Radford	1984-85
		10-10 Lester Johnson, VMI vs. Radford	Dec. 10, 1994
		10-10 Tyler Troupe, Chattanooga vs. King	Dec. 21, 2006
		10-10 Noah Dahlman, Wofford vs. Georgia Southern	Jan. 12, 2011
		10-10 Noah Gurley, Furman vs. Southern Wesleyan	Nov. 15, 2019

### Season (minimum 5 made per game)

Pct.	FG-FGA		
1.	67.5	197-292	Troy Lee Mikell, ETSU 1982-83
2.	67.1	141-210	George Spain, Davidson 1994-95
3.	66.3	178-281	Charles Payton, Appalachian State 1980-81
4.	65.2	161-247	Dave Montgomery, VMI 1976-77
5.	64.7	189-292	Rodney English, ETSU 1990-91
6.	64.7	200-309	Joe Holup, George Washington 1955-56
7.	64.5	156-242	Justin Tuoyo, Chattanooga 2016-17
8.	64.1	143-223	Xavier Cork, Western Carolina 2020-21
9.	64.0	176-275	Chevez Goodwin, Wofford 2019-20
10.	63.3	178-281	Charles Payton, Appalachian State 1980-81

### Career (minimum 400 made)

Pct.	FG-FGA		
1.	69.0	412-597	Ricky Nedd, Appalachian State 1991-94
2.	61.3	448-731	Kris Acox, Furman 2013-17
3.	60.2	442-734	Rich DiBenedetto, Davidson 1978-81
4.	59.9	764-1276	Noah Dahlman, Wofford 2007-11
5.	59.8	522-873	Kareem Livingston, Appalachian State 1997-98



Davidson's Stephen Curry finished his three-year career as the Southern Conference's leading scorer with 2,635 points. Curry also finished his career as the league's all-time leader in made 3-pointers with 414, though that mark has since been broken.

6.	59.6	647-1,086	Kyle Hines, UNCG	2004-07
7.	59.3	426-718	Joey Brooks, Furman	1986-89
8.	59.2	415-701	Jeremy Simmons, College of Charleston	2007-11
9.	58.9	548-930	Mike Groselle, The Citadel	2009-13
10.	58.6	756-1,296	Joe Holup, George Washington	1953-56

## 3-point field goals made

### Game

1.	15	Keith Veney, Marshall vs. Morehead St.	<b>NCAA record</b>	Dec. 14, 1996
	15	Jordan Lyons, Furman vs. North Greenville	<b>NCAA record</b>	Nov. 15, 2018
3.	11	Elton Nesbitt, Georgia Southern vs. Chattanooga		Jan. 17, 2005
	11	Fletcher Magee, Wofford at Chattanooga		Feb. 17, 2018
	11	Patrick Good, ETSU at Western Carolina		Jan. 26, 2019
6.	10	David Donerlson, Western Carolina vs. Elon		Feb. 20, 1989
	10	Keith Veney, Marshall vs. Hampton		Jan. 6, 1996
	10	Elton Nesbitt, Georgia Southern vs. The Citadel		Feb. 14, 2005
	10	Nate Cranford, Appalachian State vs. Chattanooga		Jan. 6, 2007
	10	Nicholas Paulos, UNCG at Chattanooga		Feb. 21, 2013
	10	Tom Tankelwicz, WCU vs. Charleston Southern		Dec. 18, 2013
	10	Quayson Williams, CIT vs. Mid-Atlantic Christian		Nov. 11, 2015
	10	Matt Frierson, The Citadel vs. Johnson		Nov. 14, 2018
	10	Bubba Parham, VMI at Kentucky		Nov. 18, 2018
	10	Connor Kern, The Citadel vs. UNCG		Feb. 28, 2019
	10	Jordan Lyons, Furman at VMI		Jan. 1, 2020

### Season

1.	162	Stephen Curry, Davidson	<b>NCAA single-season record</b>	2007-08
2.	158	Fletcher Magee, Wofford		2018-19
3.	148	Fletcher Magee, Wofford		2017-18
4.	135	Stephen McDowell, Chattanooga		2008-09
5.	131	Andrew Goude-lock, College of Charleston		2010-11
6.	130	Keith Veney, Marshall		1996-97
	130	Stephen Curry, Davidson		2008-09
8.	123	Donald Sims, Appalachian State		2009-10
9.	122	Stephen Curry, Davidson	<b>NCAA freshman record</b>	2006-07
10.	118	Keddrick Mays, Chattanooga		2006-07

### Career

1.	509	Fletcher Magee, Wofford	<b>NCAA record</b>	2015-19
2.	414	Stephen Curry, Davidson		2006-09
3.	396	Andrew Goude-lock, College of Charleston		2007-11
	396	Francis Alonso, UNCG		2015-19
5.	358	Donald Sims, Appalachian State		2007-11
6.	324	Matt Frierson, The Citadel		2015-19
7.	312	Karl Cochran, Wofford		2011-15
8.	299	Ian Chadwick, Wofford		1997-01
9.	298	Nathan Hoover, Wofford		2016-20
10.	297	Matt Halvorsen, WCU		2017-21

## 3-point field-goal attempts

Game			
1.	34	Jordan Lyons, Furman vs. North Greenville	<b>NCAA record</b> Nov. 15, 2018
2.	25	Keith Veney, Marshall vs. Morehead State	Dec. 14, 1996
3.	21	Travis Cantrell, The Citadel vs. Western Carolina	Jan. 12, 2002
4.	20	Stephen Curry, Davidson vs. Colby	Nov. 21, 2006
5.	20	Donald Sims, Appalachian State at Mississippi State	Nov. 19, 2010
6.	19	Keith Veney, Marshall vs. VMI	1996-97
	19	Shawn Hall, Appalachian State vs. Davidson	Feb. 22, 2003
	19	Keaton Cole, Western Carolina vs. Chattanooga	Feb. 2, 2012
	19	Tim Marshall, VMI at The Citadel	Feb. 15, 2015
	19	Francis Alonso, UNCG at Liberty	Dec. 2, 2017
	19	Fletcher Magee, Wofford at Chattanooga	Feb. 17, 2018
	19	Fletcher Magee, Wofford vs. Samford	Jan. 24, 2019

Season			
1.	377	Fletcher Magee, Wofford	2018-19
2.	369	Stephen Curry, Davidson	2007-08
3.	337	Fletcher Magee, Wofford	2017-18
4.	336	Stephen Curry, Davidson	2008-09
5.	322	Andrew Goudelock, College of Charleston	2010-11
6.	320	Keith Veney, Marshall	1996-97
7.	318	Stephen McDowell, Chattanooga	2008-09
8.	314	Matt Frierson, The Citadel	2017-18
9.	309	Shawn Hall, Appalachian State	2002-03
10.	303	Jordan Lyons, Furman	2018-19

Career			
1.	1,169	Fletcher Magee, Wofford	2015-19
2.	1,004	Stephen Curry, Davidson	2006-09
3.	977	Francis Alonso, UNCG	2015-19
4.	958	Andrew Goudelock, College of Charleston	2007-11
5.	914	Karl Cochran, Wofford	2011-15
6.	893	Matt Frierson, The Citadel	2015-19
7.	883	Donald Sims, Appalachian State	2007-11
8.	846	Jordan Lyons, Furman	2016-20
9.	819	Ian Chadwick, Wofford	1997-01
10.	801	Matt Halvorsen, WCU	2017-21

## 3-point field-goal percentage

Game (minimum 6 made)			
1.	100.0	(9-9) Nicholas Paulos, UNCG vs. Davidson	Jan. 18, 2014
2.	100.0	(7-7) Stefan Kenic, Chattanooga vs. Western Carolina	Feb. 17, 2021
3.	100.0	(6-6) Gary Robb, Chattanooga vs. Alaska-Anchorage	Nov. 27, 1992
		(6-6) Brandon Born, Chattanooga vs. Southern Miss	Jan. 2, 1994
		(6-6) Nathan Jameson, UNCG vs. St. Peter's	Dec. 3, 2000
		(6-6) Jason Morton, Davidson vs. The Citadel	Feb. 13, 2006
		(6-6) Matt Estep, Wofford vs. Appalachian State	Feb. 2, 2006
		(6-6) Donte Gennie, Georgia Southern vs. The Citadel	Feb. 19, 2007
		(6-6) Craig Hinton, VMI at Maryland	Nov. 30, 2014
		(6-6) Andrew Brown, Furman vs. VMI	Jan. 21, 2017
		(6-6) Greg Parham, VMI at The Citadel	Feb. 8, 2020


Season (minimum 1.5 made per game)			
Pct.	3FG-3FGA		
1.	59.2	84-142	Keith Jennings, ETSU 1990-91
2.	54.2	45-83	Quentin Moore, Western Carolina 1983-84
3.	52.7	58-110	Joe Stafford, Western Carolina 1995-96
4.	51.8	44-85	Keith Gray, Western Carolina 1988-89
5.	50.5	47-93	Brendan Winters, Davidson 2002-03
6.	49.7	73-147	Derek Rucker, Davidson 1986-87
7.	49.6	67-135	Brandon Born, Chattanooga 1993-94
8.	49.6	63-127	Keith Jennings, ETSU 1989-90
9.	49.5	48-97	Ryan Nesbit, The Citadel 1988-89
10.	48.8	60-123	Colby Wohlleb, Georgia Southern 2009-10

Career (minimum 120 made)			
Pct.	3FG-3FGA		
1.	49.3	223-452	Keith Jennings, ETSU 1989-91
2.	45.2	126-279	Alan Puckett, The Citadel 1999-02
3.	45.1	146-324	Shawn Reid, Furman 1984-88
4.	44.7	159-356	Brandon Born, Chattanooga 1991-95
5.	44.5	154-346	Derek Rucker, Davidson 1985-88
6.	44.0	166-377	Demetrius Denzel-Dyson, Samford 2016-18
7.	44.0	131-298	David Donerlson, Western Carolina 1989-90
8.	43.5	509-1,169	Fletcher Magee, Wofford 2015-19
9.	43.4	190-438	Peter Anderer, Davidson 2000-03
10.	43.2	189-437	Kemp Phillips, Appalachian State 1987-90

## Free throws made

Game			
1.	25	Frank Selvy, Furman vs. The Citadel	Jan. 30, 1954
2.	25	Joe Holup, George Washington vs. Furman	Feb. 17, 1956
3.	23	Bill Jarman, Davidson vs. George Washington	Dec. 11, 1961
4.	22	Gary Daniels, The Citadel vs. Toledo	Dec. 21, 1962
	22	Regan Truesdale, The Citadel vs. Marshall	1983-84
6.	21	Kevin Martin, Western Carolina vs. ETSU	Jan. 17, 2004
	21	Frank Selvy, Furman vs. Mercer	Feb. 11, 1953
	21	Frank Selvy, Furman vs. Mercer	Feb. 18, 1954
9.	20	Johny Mahoney, William & Mary vs. George Washington	1954-55
	20	Terry Penn, Virginia Tech vs. The Citadel	1956-57

Season			
1.	355	Frank Selvy, Furman	1953-54
2.	268	Darrell Floyd, Furman	1955-56
3.	258	Jerry West, West Virginia	1959-60
4.	251	Joe Holup, George Washington	1955-56
5.	227	Roy Lange, William & Mary	1957-58
6.	223	Jerry West, West Virginia	1958-59
7.	220	Stephen Curry, Davidson	2008-09
8.	219	Dom Flora, Washington & Lee	1955-56
9.	218	Rod Hundley, West Virginia	1955-56
10.	216	Johnny Mahoney, William & Mary	1954-55



*ETSU's Keith Jennings shot a league-record 59.2 percent from 3-point range during the 1990-91 season. He also holds the SoCon career record for 3-point field-goal percentage at 49.3 percent.*

#SoConHoops



# INDIVIDUAL RECORD BOOK



## Career

1.	714	Joe Holup, George Washington	1953-56
2.	696	Dom Flora, Washington & Lee	1955-58
3.	694	Frank Selvy, Furman	1952-54
4.	652	Stephen Croone, Furman	2012-16
5.	633	Ed Harrison, Richmond	1953-56
6.	623	Jerry West, West Virginia	1958-60
7.	610	Rod Hundley, West Virginia	1955-57
8.	609	Jerry Smith, Furman	1961-63
9.	565	Jeff Cohen, William & Mary	1958-61
10.	545	Darrell Floyd, Furman	1954-56
	545	Donald Sims, Appalachian State	2007-11

## Free-throw attempts

### Game

1.	30	Joe Holup, George Washington vs. Furman	Feb. 17, 1956
2.	29	Gary Daniels, The Citadel vs. Toledo	Dec. 21, 1961
3.	27	Regan Truesdale, The Citadel vs. Marshall	1983-84
	27	Bill Jarman, Davidson vs. George Washington	Dec. 11, 1961
	27	Frank Selvy, Furman vs. The Citadel	Jan. 30, 1954
	27	Frank Selvy, Furman vs. Mercer	Feb. 11, 1953
7.	26	Frankie King, Western Carolina vs. ETSU	Feb. 23, 1994
8.	24	Darrell Floyd, Furman vs. Georgia Tech	Jan. 13, 1955
	24	Art Musselman, The Citadel vs. Memphis State	1957-58
	24	Lamar Wright, The Citadel vs. Furman	1992-93
	24	Stanislav Makshantsev, Furman vs. Wofford	Feb. 11, 1999

### Season

1.	444	Frank Selvy, Furman	1953-54
2.	350	Darrell Floyd, Furman	1955-56
3.	337	Jerry West, West Virginia	1959-60
4.	331	Joe Holup, George Washington	1955-56
5.	320	Jerry West, West Virginia	1958-59
6.	297	Bill Matthews, Virginia Tech	1953-54
7.	295	Dom Flora, Washington & Lee	1955-56
8.	288	Roy Lange, William & Mary	1957-58
9.	286	Johnny Mahoney, William & Mary	1954-55
10.	281	Frankie King, Western Carolina	1993-94

## Career

1.	961	Joe Holup, George Washington	1953-56
2.	906	Frank Selvy, Furman	1952-54
3.	874	Stephen Croone, Furman	2012-16
4.	861	Dick Wright, Furman	1956-59
5.	851	Jerry West, West Virginia	1958-60
6.	850	Ed Harrison, Richmond	1953-56
7.	786	Bill Matthews, Virginia Tech	1953-56
8.	743	Jerry Smith, Furman	1961-63
9.	734	John Taft, Marshall	1988-91
10.	701	Josh Sharkey, Samford	2016-20

## Free-throw percentage

### Game (minimum 14 made)

1.	100.0	18-18	Anquell McCollum, W. Carolina vs. Marshall	Feb. 5, 1996
2.	100.0	17-17	Chad Copeland, Chattanooga vs. Alabama State	Dec. 29, 1993
3.	100.0	16-16	Stanford Strickland, Chattanooga vs. Ga. Southern	Dec. 30, 1983
		16-16	Greg Dennis, Western Carolina vs. VMI	Jan. 21, 1982
		16-16	Eric Garcia, Wofford vs. Mercer	Dec. 31, 2016
5.	100.0	15-15	Jerry Smith, Furman vs. Richmond	Feb. 19, 1962
6.	100.0	14-14	Kevin Martin, W. Carolina vs. Coastal Carolina	Nov. 22, 2002
		14-14	Jerry Smith, Furman vs. George Washington	Feb. 19, 1963
		14-14	Ray Miller, Furman vs. Illinois	Dec. 11, 1975
		14-14	Mel Daniel, Furman vs. Stanford	Dec. 4, 1981
		14-14	Dimeco Childress, ETSU vs. Davidson	Feb. 9, 2002
		14-14	Stanislav Makshantsev, Furman vs. Duquesne	Dec. 12, 1998
		14-14	Terry Boyd, Western Carolina vs. Appalachian State	Jan. 21, 1991
		14-14	John Humphrey, Marshall vs. Austin Peay	Nov. 25, 1988
		14-14	Laverne Evans, Marshall vs. Chattanooga	March 4, 1984
		14-14	Willie White, Chattanooga vs. Western Carolina	1983-84
		14-14	Stephen Curry, Davidson at Oklahoma	Nov. 18, 2008
		14-14	Kellen Brand, Appalachian St. vs. UNC Wilmington	Nov. 13, 2009
		14-14	Amu Saaka, Furman vs. South Carolina	Dec. 22, 2010

14-14	C.J. Reed, Georgia Southern at UNCG	Feb. 27, 2013
14-14	Jordan Strawberry, Mercer vs. Samford	Feb. 27, 2017

## Season (minimum 2.5 made per game)

Pct.	FT-FTA			
1.	95.1	175-184	Donald Sims, Appalachian State	2009-10
2.	94.4	84-89	Bunny Gibson, Marshall	1977-78
3.	93.5	116-124	Nik Cochran, Davidson	2012-13
4.	93.2	68-73	Ryan Lawson, ETSU	2001-02
5.	93.0	93-100	Nathan Hoover, Wofford	2019-20
6.	92.5	74-80	Randy Nesbit, The Citadel	1979-80
7.	92.1	128-139	Eric Garcia, Wofford	2016-17
8.	91.8	78-85	Tim Parker, Chattanooga	2002-03
9.	91.0	101-111	Fletcher Magee, Wofford	2018-19
10.	90.7	97-107	Fletcher Magee, Wofford	2017-18

## Career (minimum 200 made)

Pct.	FT-FTA			
1.	90.8	393-433	Fletcher Magee, Wofford	2015-19
2.	89.3	358-401	Nik Cochran, Davidson	2009-13
3.	89.2	545-611	Donald Sims, Appalachian State	2007-11
4.	88.9	281-316	Chad Copeland, Chattanooga	1993-94
5.	88.9	255-287	Nathan Hoover, Wofford	2016-20
6.	87.6	479-547	Stephen Curry, Davidson	2006-09
7.	87.1	426-489	Francis Alonso, UNCG	2015-19
8.	86.6	214-247	Johnny Mitchell, VMI	1967-69
9.	86.4	260-301	Greg White, Marshall	1978-81
10.	86.3	253-293	Jordan Strawberry, Mercer	2014-18

## Rebounds

### Game

1.	51	Bill Chambers, William & Mary vs. Virginia	Feb. 14, 1953
2.	35	Bob Thomas, Furman vs. The Citadel	Dec. 17, 1955
3.	32	Steve Ross, Furman vs. Presbyterian	Jan. 28, 1958
4.	31	Doug Wilson, Furman vs. William & Mary	Feb. 15, 1960
	31	Bill Ralph, VMI vs. Hampden-Sydney	1953-54
	31	Jerry West, West Virginia vs. George Washington	Feb. 6, 1960
7.	29	Gerald Glur, Furman vs. Richmond	Jan. 7, 1963
8.	28	Bob Thomas, Furman vs. Presbyterian	Feb. 19, 1955
	28	Bobby Williamson, VMI vs. Lynchburg	1954-55
	28	Steve Powers, VMI vs. Davidson	1966-67
	28	Joe Brunson, Furman vs. American	Feb. 17, 1969
	28	Joe Brunson, Furman vs. The Citadel	Dec. 30, 1969

### Season

1.	604	Joe Holup, George Washington	1955-56
2.	546	Joe Holup, George Washington	1954-55
3.	510	Jerry West, West Virginia	1959-60
4.	495	Chris Smith, Virginia Tech	1959-60
5.	488	Gerald Glur, Furman	1961-62
6.	484	Joe Holup, George Washington	1953-54
7.	471	Jeff Cohen, William & Mary	1959-60
8.	470	Bill Matthews, Virginia Tech	1954-55
9.	447	Gene Guarilia, George Washington	1956-57
10.	443	Lloyd Sharrar, West Virginia	1956-57

## Career

1.	2,030	Joe Holup, George Washington	1953-56
2.	1,679	Jeff Cohen, William & Mary	1958-61
3.	1,508	Chris Smith, Virginia Tech	1958-61
4.	1,379	Bill Matthews, Virginia Tech	1953-56
5.	1,255	Ken Daniel, Richmond	1953-56
6.	1,242	Jonathan Moore, Furman	1977-80
7.	1,240	Jerry West, West Virginia	1958-60
8.	1,190	Walt Lysaght, Richmond	1953-56
9.	1,183	Gerald Glur, Furman	1961-63
10.	1,178	Lloyd Sharrar, West Virginia	1956-58



# INDIVIDUAL RECORD BOOK

#SoConHoops

## Assists

Game	Player	Team	Date
1. 19	Keith Jennings	ETSU vs. Appalachian State	Feb. 2, 1991
19	Jason Richards	Davidson vs. Mount St. Mary (N.Y.)	Dec. 15, 2006
3. 18	Greg White	Marshall vs. CCNY	Dec. 8, 1979
4. 17	Mike Sorrentino	Davidson vs. Appalachian State	Dec. 17, 1971
17	Chris Dodds	Davidson vs. Wofford	Nov. 27, 1976
17	Gary Robb	Chattanooga vs. Southern	Dec. 29, 1992
17	Sean Peterson	Georgia Southern vs. W. Carolina	Jan. 21, 2002
8. 16	Tim Brooks	Chattanooga vs. Western Carolina	Feb. 1, 1992
16	Jason Richards	Davidson vs. Colby	Nov. 21, 2006
16	Sean Peterson	Georgia Southern vs. ETSU	Feb. 2, 2001
16	Keegan Bell	Chattanooga vs. Longwood	Dec. 29, 2011
16	Josh Sharkey	Samford at Wofford	Jan. 24, 2019

## Season

1. 301	Keith Jennings	ETSU	1990-91
2. 297	Keith Jennings	ETSU	1989-90
3. 293	Jason Richards	Davidson	2007-08
4. 249	Jason Richards	Davidson	2006-07
5. 239	Josh Sharkey	Samford	2018-19
6. 226	Eric Garcia	Wofford	2016-17
7. 225	Christen Cunningham	Samford	2016-17
8. 218	Tyson Patterson	Appalachian State	1999-00
9. 217	Josh Sharkey	Samford	2019-20
10. 216	Richard Little	VMI	2002-03

## Career

1. 983	Keith Jennings	ETSU	1988-91
2. 758	Josh Sharkey	Samford	2016-pr.
3. 701	Greg White	Marshall	1978-81
4. 668	Guilherme Da Luz	Furman	2000-03
5. 663	Jason Richards	Davidson	2004-08
6. 647	Casey Rogers	Western Carolina	1999-02
7. 646	Ali Ton	Davidson	1995-98
8. 638	Tyson Patterson	Appalachian State	1996-00
9. 584	Courtney Eldridge	UNCG	1999-02
10. 542	Chris Alpert	Davidson	1992-96

## Blocked shots

Game	Player	Team	Date
1. 13	Fessor Leonard	Furman vs. St. Peter's	Jan. 9, 1974
2. 10	Kirill Misyuchenko	The Citadel vs. Wingate	Dec. 14, 1996
3. 10	Neil Ashby	Chattanooga vs. Murray State	Dec. 22, 2002
4. 9	George Singleton	Furman vs. The Citadel	Jan. 7, 1981
9	George Singleton	Furman vs. Marshall	Feb. 21, 1981
9	Omar Roland	Marshall vs. Chattanooga	Jan. 13, 1990
9	Eric Mann	VMI vs. The Citadel	Jan. 15, 2000
9	Justin Tuoyo	Chattanooga vs. Western Carolina	Jan. 8, 2015
9. 8	Omar Roland	Marshall vs. Western Carolina	1989-90
8	Scott VanSchaardenburg	The Citadel vs. Duke	Jan. 16, 1991
8	Ricky Nedd	Appalachian State vs. Tennessee Tech	Dec. 6, 1993
8	Kirill Misyuchenko	The Citadel vs. Ga. Southern	Feb. 12, 2006
8	Jeremy Clayton	Appalachian State vs. Chattanooga	Jan. 17, 2008
8	Andrew Fisher	Mercer vs. Chattanooga	Feb. 8, 2016
8	James Dickey	UNCG vs. ETSU	Feb. 12, 2018
8	Ruben Guerrero	Samford vs. ETSU	Jan. 31, 2019

## Season

1. 106	Kyle Hines	UNCG	2004-05
2. 104	Justin Tuoyo	Chattanooga	2014-15
3. 101	Omar Roland	Marshall	1989-90
4. 95	Kyle Hines	UNCG	2007-08
5. 93	George Singleton	Furman	1980-81
6. 93	Jody Lumpkin	College of Charleston	1999-00
93	Rans Brempong	Western Carolina	2000-01
8. 92	Z. Mason	Chattanooga	2013-14
9. 89	Justin Tuoyo	Chattanooga	2016-17
10. 84	Kyle Hines	UNCG	2005-06

## Career

1. 349	Kyle Hines	UNCG	2004-08
2. 308	Rans Brempong	Western Carolina	2001-05
3. 270	Justin Tuoyo	Chattanooga	2014-17
4. 269	George Singleton	Furman	1981-84
5. 238	Jody Lumpkin	College of Charleston	1998-01
6. 222	James Dickey	UNCG	2016-20
7. 220	Jeremy Clayton	Appalachian State	2004-08
8. 215	Kirill Misyuchenko	The Citadel	1995-98
9. 213	Lucas Troutman	Elon	2010-14
10. 202	Lewis Preston	VMI	1990-93

## Steals

Game	Player	Team	Date
1. 11	Ali Ton	Davidson vs. Tufts	Nov. 29, 1997
2. 10	Shawn Moore	Marshall vs. ETSU	Jan. 29, 1994
10	Brandon Born	Chattanooga vs. USC Aiken	Nov. 26, 1994
10	Jason Bell	VMI vs. Furman	Feb. 10, 1998
10	Zakee Wadood	ETSU vs. Clemson	Dec. 15, 2003
6. 9	D.J. Thompson	Appalachian State vs. UNCG	Feb. 22, 2007
9	Stephen Curry	Davidson vs. Guilford	Nov. 14, 2008
9	Isaiah Miller	UNCG vs. Mecer	Jan. 1, 2020
9. 8	Kevin Eastman	Richmond vs. Davidson	Jan. 17, 1976
8	Randy Nesbitt	The Citadel vs. USC Aiken	Dec. 11, 1976
8	Jeff Battle	Marshall vs. Furman	Jan. 7, 1984
8	David Wade	Marshall vs. Marquette	Feb. 1, 1984
8	Trazel Silvers	ETSU vs. Appalachian State	1992-93
8	Trazel Silvers	ETSU vs. Michigan State	Dec. 9, 1993
8	Jason Bell	VMI vs. ETSU	Feb. 23, 1997
8	Jason Bell	VMI vs. West Virginia Tech	Dec. 2, 1997
8	Jason Bell	VMI vs. UNCG	Feb. 15, 1999
8	Tyson Patterson	Appalachian State vs. Lees-McRae	Nov. 27, 1999
8	Jason Conley	VMI vs. Charleston Southern	Dec. 12, 2001
8	Tim Smith	ETSU vs. Virginia-Wise	Dec. 14, 2003
8	Kevin Hammack	The Citadel vs. Navy	Dec. 30, 2004
8	Max Paulhus-Gosselin	Davidson vs. Guilford	Nov. 14, 2008
8	Johntavious Rucker	Georgia Southern vs. Reinhardt	Nov. 13, 2009
8	Korey Van Dussen	UNCG vs. Towson	Nov. 20, 2011
8	Justin Browning	Western Carolina vs. Chattanooga	Feb. 11, 2016
8	Preston Parks	The Citadel vs. Johnson	Nov. 11, 2016
8	Desmond Johnson	Western Carolina at The Citadel	Dec. 30, 2017
8	Josh Sharkey	Samford vs. Jacksonville State	Nov. 9, 2018
8	Tray Boyd III	ETSU vs. Mars Hill	Dec. 29, 2019

## Season

1. 109	Keith Jennings	ETSU	1990-91
2. 104	Isaiah Miller	UNCG	2018-19
3. 93	Zakee Wadood	ETSU	2002-03
4. 92	Zakee Wadood	ETSU	2003-04
5. 90	Brigham Waginger	Western Carolina	2009-10
6. 89	Isaiah Miller	UNCG	2019-20
7. 87	Tyson Patterson	Appalachian State	1999-00
8. 86	Stephen Curry	Davidson	2008-09
86	Josh Sharkey	Samford	2018-19
10. 85	D.J. Thompson	Appalachian State	2006-07

## Career

1. 334	Keith Jennings	ETSU	1988-91
2. 315	Isaiah Miller	UNCG	2017-21
3. 293	D.J. Thompson	Appalachian State	2003-06
4. 285	Brigham Waginger	Western Carolina	2006-10
285	Josh Sharkey	SAM	2016-20
6. 250	Derek Rucker	Davidson	1985-88
7. 247	Tyson Patterson	Appalachian State	1996-00
8. 246	Zakee Wadood	ETSU	2001-02
9. 240	Jason Bell	VMI	1995-98
10. 236	Ricky Hickman	UNCG	2003-07
236	Rodney Peel	Appalachian State	1988-92



# TEAM RECORD BOOK



## Scoring

Game	Score	Date
1.	154	Furman vs. The Citadel.....Jan. 8, 1955
2.	149	Furman vs. Newberry .....Feb. 13, 1954
3.	148	The Citadel vs. Mid-Atlantic Christian ..... Nov. 12, 2018
4.	146	The Citadel vs. Johnson ..... Nov. 11, 2016
5.	144	The Citadel vs. Toccoa Falls.....Dec. 7, 2016
6.	141	Western Carolina vs. Toccoa Falls ..... Jan. 17, 2012
7.	137	The Citadel vs. Johnson ..... Nov. 14, 2018
8.	133	Western Carolina vs. Toccoa Falls ..... Nov. 26, 2001
133		VMI vs. Mid-Atlantic Christian ..... Dec. 2, 2014
133		Samford vs. Belhaven ..... Dec. 21, 2020

### Season

1.	3,103	ETSU.....1990-91
2.	3,032	ETSU.....1989-90
3.	2,964	The Citadel.....2016-17
4.	2,884	West Virginia .....1958-59
5.	2,879	Wofford.....2018-19
6.	2,834	Samford .....2016-17
7.	2,821	College of Charleston .....2010-11
8.	2,820	Chattanooga.....1992-93
9.	2,813	ETSU.....2015-16
10.	2,803	Davidson .....2007-08

## Scoring average

Season	Avg.	Pts	Gms	Team	Year
1.	95.3	2,572	27	Furman.....	1954-55
2.	94.0	3,103	33	ETSU.....	1990-91
3.	92.6	2,592	28	Furman.....	1971-72
4.	91.7	2,572	27	Furman.....	1954-55
5.	91.4	2,560	28	Marshall.....	1995-96
6.	89.8	2,964	33	The Citadel.....	2016-17
7.	89.5	2,775	31	West Virginia.....	1959-60
8.	89.3	2,321	26	Davidson.....	1963-64
9.	89.2	3,032	34	ETSU.....	1989-90
10.	89.0	2,492	28	Furman.....	1955-56



Duggar Baucom's 2016-17 Citadel squad posted two of the four highest-scoring games in SoCon history within a month of each other before his 2018-19 team surpassed those efforts with the third-highest score in league history (148) against Mid-Atlantic Christian.

## Scoring defense

Season	Avg.	Pts	Gms	Team	Year
1.	58.6	1,759	30	College of Charleston.....	1999-00
2.	59.1	1,890	32	Wofford.....	2013-13
3.	59.2	1,835	31	College of Charleston.....	1998-99
4.	59.7	2,089	35	Wofford.....	2014-15
5.	59.8	1,914	32	The Citadel.....	2009-10
6.	60.0	1,740	29	College of Charleston.....	2000-01
7.	60.3	1,869	31	Chattanooga.....	1981-82
8.	60.5	1,815	30	VMI.....	1984-85
9.	60.7	1,881	31	Samford.....	2009-10
10.	60.8	1,824	30	College of Charleston.....	2001-02

## Field goals made

Game	Score	Date
1.	63	Furman vs. Newberry .....Feb. 13, 1954
2.	61	Davidson vs. Warren Wilson ..... Dec. 10, 1991
3.	61	Western Carolina vs. Toccoa Falls .....Nov. 6, 2001
4.	57	The Citadel vs. Mid-Atlantic Christian ..... Nov. 12, 2018
5.	54	VMI vs. Mid-Atlantic Christian ..... Dec. 2, 2014
6.	53	Western Carolina vs. Toccoa Falls ..... Nov. 20, 2008
7.	51	Western Carolina vs. Toccoa Falls ..... Jan. 17, 2012
51		Elon vs. Central Penn.....Dec. 19, 2013
9.	50	Davidson vs. New Hampshire.....Dec. 28, 1962
50		The Citadel vs. Coker ..... Nov. 26, 1984
50		Western Carolina vs. Toccoa Falls ..... Nov. 27, 2006

### Season

1.	1,132	ETSU.....1990-91
2.	1,090	ETSU.....1989-90
3.	1,075	West Virginia .....1958-59
4.	1,044	Wofford.....2018-19
5.	1,042	Furman .....1972-73
6.	1,040	West Virginia .....1959-60
7.	1,037	College of Charleston .....2010-11
8.	1,032	Davidson .....2007-08
9.	1,014	College of Charleston .....2008-09
10.	1,004	ETSU.....2018-19

## Field-goal attempts

Game	Score	Date
1.	116	Furman vs. The Citadel.....Jan. 8, 1955
2.	102	The Citadel vs. USC Aiken ..... Feb. 17, 1982
3.	106	The Citadel vs. Johnson.....Nov. 11, 2016
4.	105	VMI vs. Mid-Atlantic Christian ..... Dec. 2, 2014
5.	104	The Citadel vs. UMBC.....Dec. 19, 2016
6.	98	Davidson vs. New Hampshire.....Dec. 28, 1962
98		Western Carolina vs. Toccoa Falls ..... Nov. 20, 2008
98		The Citadel vs. Mid-Atlantic Christian ..... Nov. 12, 2018
9.	96	Western Carolina vs. Toccoa Falls ..... Nov. 21, 2001
10.	92	Georgia Southern vs. UC Davis ..... Nov. 12, 2006
92		Wofford vs. Samford ..... Feb. 9, 2017

### Season

1.	2,370	Furman.....1953-54
2.	2,359	The Citadel.....2016-17
3.	2,355	West Virginia .....1958-59
4.	2,249	The Citadel.....2015-16
5.	2,248	West Virginia .....1959-60
6.	2,199	Davidson .....2007-08
7.	2,194	Davidson .....2008-09
8.	2,184	UNCG .....2018-19
9.	2,176	ETSU.....1989-90
10.	2,173	College of Charleston .....2010-11

## Field-goal percentage

Game	Pct.	FG-FGA	
1.	77.4	24-31	Richmond vs. The Citadel ..... 1975-76
2.	72.3	34-47	Chattanooga vs. Appalachian State..... March 6, 2003
3.	71.9	41-57	Elon vs. Washington & Lee.....Nov. 8, 2013
4.	71.7	33-46	Davidson vs. VMI..... March 3, 1983
5.	71.4	20-28	Furman vs. James Madison ..... Dec. 1, 1984
6.	71.0	44-62	Appalachian State vs. Tennessee Wesleyan .... Dec. 30, 1999
7.	70.3	45-64	Wofford vs. Allen ..... Nov. 15, 2016
8.	70.0	42-60	Furman vs. South Carolina State ..... Dec. 21, 2020
9.	69.8	37-53	VMI vs. Christendom..... Nov. 20, 2019
10.	69.3	43-62	The Citadel vs. Indiana State..... Dec. 19, 1988

Season	Pct.	FG-FGA	
1.	54.4	894-1,644	Davidson .....1963-64
2.	53.5	864-1,615	The Citadel..... 1978-79
3.	53.2	946-1,777	Marshall .....1986-87
4.	53.0	669-1,262	ETSU.....1982-83
5.	52.9	Unknown	Davidson .....1980-81
6.	52.5	864-1,616	The Citadel..... 1978-79
7.	52.4	736-1,404	Appalachian State..... 1980-81
8.	52.0	940-1,806	VMI..... 1976-77
9.	51.6	939-1821	Appalachian State..... 1990-91
10.	51.2	Unknown	Davidson ..... 1965-66

## 3-point field goals made

Game	
1.	24 VMI vs. Furman ..... Feb. 12, 2015
2.	23 The Citadel vs. Mid-Atlantic Christian ..... Nov. 12, 2018
	23 The Citadel vs. High Point..... Nov. 27, 2018
4.	22 Georgia Southern vs. Chattanooga..... Jan. 17, 2005
	22 The Citadel vs. UNCG..... Feb. 28, 2019
	22 Samford vs. Belhaven ..... Dec. 21, 2020
7.	21 Furman vs. Virginia Intermont..... Dec. 29, 2004
	21 VMI vs. Johnson..... Nov. 18, 2014
	21 The Citadel vs. Ogelthorpe..... Nov. 10, 2017
	21 Furman vs. North Greenville..... Nov. 15, 2018
	21 VMI vs. Campbellsville-Harrodsburg ..... Dec. 15, 2020
	21 Furman vs. South Carolina State..... Dec. 21, 2020



*Georgia Southern, led by Elton Nesbitt's 11-for-16 effort, drained what was then a SoCon-record 22 3-pointers against Chattanooga on Jan. 17, 2005.*

## Season

1.	397	The Citadel	.....2016-17
2.	386	The Citadel	.....2017-18
3.	385	Wofford	.....2018-19
4.	370	The Citadel	.....2018-19
5.	363	The Citadel	.....2015-16
6.	359	VMI	.....2019-20
7.	357	Wofford	.....2017-18
8.	342	VMI	.....2014-15
9.	338	Furman	.....2017-18
	338	Furman	.....2018-19

## 3-point field-goal attempts

Game	
1.	57 VMI vs. Mid-Atlantic Christian ..... Dec. 2, 2014
2.	55 VMI vs. Marist ..... Dec. 13, 2014
3.	52 Davidson vs. Colby ..... Nov. 21, 2006
4.	51 The Citadel vs. Mid-Atlantic Christian ..... Nov. 12, 2018
5.	50 The Citadel at Air Force..... Dec. 2, 2015
	50 The Citadel vs. Johnson..... Nov. 13, 2016
	50 The Citadel vs. UMBC..... Dec. 19, 2016
8.	49 Furman vs. North Greenville ..... Nov. 15, 2018
9.	48 The Citadel vs. Truett McConnell..... Nov. 15, 2016
	48 The Citadel at Western Carolina ..... Feb. 25, 2018
	48 The Citadel vs. Johnson ..... Nov. 14, 2018

## Season

1.	1,166	The Citadel	.....2016-17
2.	1,133	The Citadel	.....2017-18
3.	1,123	The Citadel	.....2015-16
4.	1,078	VMI	.....2014-15
5.	1,076	The Citadel	.....2018-19
6.	1,012	VMI	.....2019-20
7.	951	Wofford	.....2019-20
8.	950	Furman	.....2017-18
9.	938	UNCG	.....2017-18
10.	935	Furman	.....2018-19

## 3-point field-goal percentage

### Game (minimum 8 made)

Game	Pct.	3FG-3FGA	
1.	81.0	17-21	Wofford vs. VMI ..... Feb. 8, 2016
2.	80.0	12-15	Marshall vs. Wyoming..... Dec. 6, 1991
3.	76.2	16-21	UNCG at Samford ..... Jan. 27, 2018
4.	75.0	9-12	Furman vs. Newberry..... Dec. 14, 1988
5.	73.3	11-15	Samford at Wofford ..... Jan. 24, 2019
6.	72.7	8-11	Furman vs. ETSU ..... Jan. 30, 1988
	72.7	8-11	Western Carolina vs. Augusta ..... Jan. 11, 1989
	72.7	8-11	UNCG vs. Wofford ..... Feb. 1, 2004
	72.7	16-22	Davidson at Samford ..... Feb. 6, 2014
10.	71.4	10-14	Appalachian State vs. ETSU ..... Jan. 28, 1988
	71.4	10-14	College of Charleston vs. Wofford..... Jan. 25, 1999
	71.4	10-14	Samford vs. Davidson ..... Jan. 28, 2012

## Season

Season	Pct.	3FG-3FGA	
1.	46.6	153-328	The Citadel..... 1988-89
2.	45.5	138-303	Davidson ..... 1986-87
3.	42.8	137-320	Furman..... 1986-87
4.	41.7	269-645	Davidson .....2002-03
5.	41.4	385-929	Wofford .....2018-19
6.	41.4	285-689	ETSU .....1989-90
7.	41.3	357-865	Wofford .....2017-18
8.	41.1	179-435	Marshall .....1990-91
9.	40.8	270-662	Wofford .....2015-16
10.	40.7	201-494	Western Carolina .....1991-92



# TEAM RECORD BOOK



## Free throws made

Game			
1.	52	Virginia Tech vs. William & Mary	Feb. 16, 1957
2.	48	Davidson vs. The Citadel	Jan. 26, 1985
3.	47	Furman vs. Clemson	Jan. 29, 1955
4.	45	The Citadel vs. Furman	Jan. 26, 1994
5.	42	Furman vs. Presbyterian	Jan. 28, 1958
6.	41	Furman vs. New York University	Dec. 27, 1954
	41	Western Carolina vs. Wofford	Jan. 4, 1997
8.	39	Furman vs. Wofford	Feb. 25, 1958
	39	Furman vs. West Virginia	Jan. 30, 1961
10.	37	Furman vs. Virginia Tech	Jan. 28, 1955
	37	Furman vs. New York University	Feb. 9, 1956
	37	Furman vs. The Citadel	March 3, 1979
	37	Furman vs. UNCG	Feb. 4, 2012
	37	Wofford vs. Western Carolina	Jan. 30, 2016
	37	Chattanooga vs. The Citadel	Feb. 1, 2016

## Season

1.	734	West Virginia	1958-59
2.	678	Furman	1953-54
3.	670	William & Mary	1957-58
4.	668	Furman	1954-55
5.	658	Furman	1955-56
6.	645	Samford	2016-17
7.	640	George Washington	1955-56
8.	631	Davidson	1971-72
9.	615	George Washington	1954-55
10.	614	Chattanooga	2008-09

## Free-throw attempts

Game			
1.	71	Furman vs. Clemson	Jan. 28, 1955
2.	67	Furman vs. New York University	Dec. 27, 1954
3.	62	Western Carolina vs. North Carolina A&T	Dec. 6, 1977
4.	58	The Citadel vs. Furman	Feb. 2, 1968
5.	57	Davidson vs. The Citadel	Jan. 26, 1985
6.	56	Furman vs. Clemson	Jan. 21, 1956
7.	56	Furman vs. Clemson	Feb. 23, 1956
8.	54	Furman vs. Presbyterian	Feb. 19, 1955
	54	UNCG vs. Furman	Jan. 9, 2010
10.	53	Chattanooga vs. UNCG	Jan. 27, 2011

## Season

1.	1,072	West Virginia	1958-59
2.	1,023	Furman	1955-56
3.	1,016	Furman	1954-55
4.	950	Furman	1953-54
5.	935	Chattanooga	2008-09
6.	922	William & Mary	1957-58
7.	914	George Washington	1955-56
8.	868	Samford	2016-17
9.	866	Chattanooga	2013-14
10.	864	The Citadel	1978-79

## Free-throw percentage

Game (minimum 14 made)	Pct.	FT-FTA	
1.	100.0	31-31	Marshall vs. Davidson Dec. 17, 1979
2.		21-21	Davidson vs. Chattanooga Jan. 14, 1978
		21-21	The Citadel vs. College of Charleston Jan. 13, 1988
4.		20-20	The Citadel vs. Army Nov. 9, 2013
5.		19-19	Davidson vs. Furman Jan. 10, 1963
		19-19	The Citadel vs. VMI 1968
		19-19	ETSU vs. UNCG March 6, 2017
8.		18-18	Western Carolina vs. Davidson Jan. 5, 2002
		18-18	The Citadel vs. ETSU Feb. 26, 2015
10.		17-17	Western Carolina vs. Appalachian State Jan. 15, 2011

## Season

Pct.	FT-FTA		
1.	79.5	560-704	Davidson 2012-13
2.	78.3	488-623	Davidson 1973-74
3.	78.3	336-429	Chattanooga 2020-21
4.	78.2	449-574	Mercer 2016-17
5.	78.0	482-618	Wofford 2016-17
6.	77.9	429-538	Wofford 2017-18
7.	77.9	539-692	Davidson 1984-85
8.	77.8	413-531	Davidson 2002-03
9.	77.3	557-721	Furman 1977-78
10.	77.2	481-623	Western Carolina 1981-82

## Rebounds

Game			
1.	78	George Washington vs. Georgetown	1968-69
2.	76	Davidson vs. VMI	Jan. 8, 1970
3.	70	VMI vs. Mid-Atlantic Christian	Dec. 2, 2014
4.	68	Davidson vs. Emory	Nov. 9, 2007
5.	67	The Citadel vs. Clemson	Nov. 25, 2000
	67	The Citadel vs. Johnson	Nov. 13, 2016
7.	65	Georgia Southern vs. UC Davis	Nov. 12, 2006
8.	64	ETSU vs. Reinhardt	Dec. 3, 2018
9.	63	ETSU vs. UVA-Wise	Nov. 18, 2014
	63	The Citadel vs. Mid-Atlantic Christian	Nov. 12, 2018
	63	UNCG at North Carolina A&T	Dec. 22, 2020

## Season

1.	1,810	West Virginia	1958-59
2.	1,749	West Virginia	1961-62
3.	1,680	Furman	1973-74
4.	1,605	George Washington	1954-55
5.	1,589	Furman	1972-73
6.	1,581	Davidson	1967-68
7.	1,575	Furman	1974-75
8.	1,554	East Carolina	1971-72
9.	1,545	West Virginia	1957-58
10.	1,509	Davidson	1969-70

## Rebound average

Season	Avg.	Rebs	Gms	
1.	61.6	1,451	24	George Washington 1955-56
2.	59.7	1,605	27	George Washington 1954-55
3.	58.3	1,749	30	West Virginia 1961-62
4.	57.8	1,254	22	Davidson 1962-63
5.	57.2	1,313	23	William & Mary 1960-61
6.	56.9	1,545	27	West Virginia 1957-58
7.	56.9	1,205	21	Virginia Tech 1958-59
8.	56.8	1,176	21	Davidson 1963-64
9.	56.2	1,461	26	Virginia Tech 1959-60
10.	55.9	1,509	27	Davidson 1969-70

## Assists

Game			
1.	42	The Citadel vs. Mid-Atlantic Christian	Nov. 19, 2015
2.	39	Davidson vs. Warren Wilson	Dec. 9, 1991
3.	38	Marshall vs. South Carolina	Dec. 1, 1980
4.	37	The Citadel vs. Mid-Atlantic Christian	Nov. 12, 2018
5.	36	Chattanooga vs. Emmanuel	Nov. 29, 2003
	36	Samford vs. Belhaven	Dec. 21, 2020
7.	35	Davidson vs. Mount St. Mary	Dec. 15, 2006
	35	Chattanooga vs. Tennessee Wesleyan	Nov. 26, 2003
9.	34	The Citadel vs. Johnson	Nov. 13, 2016
	34	Wofford vs. UVA-Wise	Dec. 6, 2016



# TEAM RECORD BOOK

#SoConHoops

## Season

1.	635	ETSU	1990-91
2.	615	Davidson	2007-08
3.	581	Samford	2016-17
4.	567	Davidson	2005-06
5.	561	The Citadel	2016-17
6.	559	Davidson	2006-07
7.	552	Wofford	2016-17
8.	549	Chattanooga	1992-93
9.	540	Appalachian State	1990-91
10.	534	ETSU	2018-19

## Assist average

### Season

#### Avg. Asts Gms

1.	19.2	635	33	ETSU	1990-91
2.	18.3	567	31	Davidson	2005-06
3.	18.0	540	30	Appalachian State	1990-91
4.	17.1	615	36	Davidson	2007-08
5.	17.0	561	33	The Citadel	2016-17
6.	16.7	552	33	Wofford	2016-17
7.	16.6	416	25	Furman	2020-21
8.	16.6	549	33	Chattanooga	1992-93
9.	16.6	530	32	Samford	2017-18
10.	16.5	528	32	The Citadel	2017-18

## Blocked shots

### Game

1.	15	VMI vs. Appalachian State	Feb. 10, 2003
	15	Chattanooga vs. Bluefield	Dec. 18, 2002
	15	College of Charleston vs. ETSU	Jan. 3, 2000
	15	Chattanooga vs. Western Carolina	Jan. 8, 2015
5.	14	Davidson vs. Guilford	Nov. 20, 1999
	14	Furman vs. Utah Valley	Dec. 29, 2009
	14	VMI vs. Mid-Atlantic Christian	Dec. 2, 2014
	14	UNCG vs. ETSU	Feb. 12, 2018
	14	The Citadel vs. Johnson	Nov. 14, 2018
10.	13	UNCG vs. William & Mary	Dec. 20, 2004
	13	College of Charleston vs. Furman	Jan. 21, 2010

### Season

1.	203	Chattanooga	2014-15
2.	196	College of Charleston	1998-99
3.	178	UNCG	2004-05
4.	177	VMI	2014-15
5.	175	Chattanooga	2001-02
6.	168	Chattanooga	2013-14
7.	165	Chattanooga	2015-16
8.	162	College of Charleston	2009-10
	162	ETSU	2016-17
10.	155	Appalachian State	1990-91

## Blocked shots average

### Season

#### Avg. Blks Gms

1.	6.3	203	32	Chattanooga	2014-15
2.	6.3	196	31	College of Charleston	1998-99
3.	5.9	178	30	UNCG	2004-05
4.	5.9	177	30	VMI	2014-15
5.	5.8	175	30	Chattanooga	2001-02
6.	5.2	155	30	Appalachian State	1990-91
7.	5.1	154	30	Furman	2009-10
8.	5.1	168	33	Chattanooga	2013-14
9.	4.8	148	31	UNCG	2005-06
10.	4.8	162	34	College of Charleston	2009-10

## Steals

### Game

1	27	The Citadel vs. Johnson	Nov. 13, 2016
2.	26	ETSU vs. Union	Jan. 12, 2004
	26	Chattanooga vs. Appalachian State	March 6, 2003
4.	25	Davidson vs. Guilford	Nov. 14, 2008
	25	The Citadel vs. Trinity Baptist	Nov. 21, 2017
6.	24	Appalachian State vs. Lees-McRae	Nov. 27, 1999
	24	Appalachian State vs. Liberty	Dec. 1, 2001

8.	23	Chattanooga vs. Tennessee-Temple	Nov. 12, 2012
	23	UNCG vs. Greensboro College	Nov. 27, 2018
	23	UNCG vs. William Peace	Dec. 28, 2019

## Season

1.	384	Marshall	1983-84
2.	382	ETSU	2003-04
3.	354	ETSU	2002-03
4.	341	Marshall	1984-85
5.	327	Georgia Southern	2003-04
6.	325	Appalachian State	1999-00
7.	324	Appalachian State	2003-04
8.	321	Western Carolina	2009-10
9.	315	UNCG	2018-19
10.	309	Georgia Southern	2004-05

## Steals average

### Season

#### Avg. Stls Gms

1.	12.4	384	31	Marshall	1983-84
2.	11.6	382	33	ETSU	2003-04
3.	11.4	354	31	ETSU	2002-03
4.	11.3	327	29	Georgia Southern	2003-04
5.	11.2	303	27	Marshall	1994-95
6.	11.2	302	27	Marshall	1992-93
7.	10.8	324	30	Appalachian State	2003-04
8.	10.3	299	29	Appalachian State	2002-03
9.	10.3	287	28	VMI	2001-02
10.	10.2	325	32	Appalachian State	1999-00

## Wins

1.	30	North Carolina	1945-46
	30	North Carolina State	1950-51
	30	Wofford	2018-19
	30	ETSU	2019-20
5.	29	Davidson	2007-08
	29	Davidson	2006-07
	29	Chattanooga	2015-16
	29	UNCG	2018-19
9.	28	College of Charleston	1998-99
	28	Wofford	2014-15

## Consecutive wins

1.	25	Davidson	2007-08
	25	College of Charleston	1998-99

## Consecutive conference wins (regular season)

1.	44	West Virginia	1956-60
2.	43	Davidson	2007-09
3.	34	North Carolina	1923-25
4.	27	Davidson	1968-71
5.	23	Davidson	1963-64
6.	19	College of Charleston	1998-00
7.	18	Wofford	2018-19
8.	13	ETSU	2017-18
9.	11	The Citadel	2008-09

## Overtime wins

### Season

1.	6	Chattanooga, 6-0	1988-89
----	---	------------------	---------



# COACHING RECORDS



## MOST OVERALL VICTORIES AT A SOCON SCHOOL

1. 447 Bob McKillop, Davidson (1992-14)
2. 299 Mike Young, Wofford (2002-19)
3. 243 Mack McCarthy, Chattanooga (1985-97)
- 243 Burton Shipley, Maryland (1923-47)
5. 230 Bill Reinhart, George Washington (1941-42; 1949-66)
6. 226 Eddie Cameron, Duke (1928-42)
- 226 Bobby Cremins, Appalachian State (1975-81);  
College of Charleston (2006-12)
8. 223 Lyles Alley, Furman (1945-49; 1950-66)
9. 213 Les Robinson, The Citadel (1974-85); ETSU (1985-90)
10. 196 Murray Greason, WF (1936-43; 44-53)
11. 194 Norman Shepard, North Carolina (1923-24); Davidson (1937-49)
12. 193 Larry Hunter, Western Carolina (2005-18)
13. 187 Everett Case, North Carolina State (1946-53)
14. 185 Wes Miller, UNCG (2011-21)
15. 176 Lefty Driesell, Davidson (1960-69)
16. 168 Malcolm U. Pitt, Richmond (1935-52)
17. 148 Herman J. Stegeman, Georgia (1921-31)
18. 147 Lester Hooker Jr., Richmond (1952-63)
19. 146 Fred Schaus, West Virginia (1954-60)
20. 145 Steve Cottrell, Western Carolina (1977-87)
- 145 John Shulman, Chattanooga (2004-13)
22. 142 Joe Williams, Furman (1970-78)
23. 141 Tom Scott, North Carolina (1946-52); Davidson (1955-60)
24. 139 Ron Shumate, Chattanooga (1972-79)
- 139 Tom Apke, Appalachian State (1986-96)



**Bob McKillop won 447 games with Davidson while the Wildcats were members of the Southern Conference.**



**Mike Young was named the Sporting News Coach of the Year in 2018-19, when he led Wofford to a school-record 30 wins, a top-25 national ranking and the first NCAA tournament win in school history.**



**Chattanooga's Mack McCarthy won 243 games and five SoCon tournament titles from 1985-97.**



**Lyles Alley  
Furman**



**Burton Shipley  
Maryland**



**Everett Case  
North Carolina State**



**Bobby Cremins  
Appalachian State,  
College of Charleston**



**Adolph Rupp  
Kentucky**

## WINS PER SEASON (MINIMUM TWO SEASONS)

Avg.	Wins	Yrs.	Coach, school (seasons)
26.7	187	7	Everett Case, North Carolina State (1946-53)
26.0	52	2	Ben Carnevale, North Carolina (1944-46)
26.0	130	5	Steve Forbes, ETSU (2015-20)
24.3	146	6	Fred Schaus, West Virginia (1954-60)
23.8	95	4	John Kresse, College of Charleston (1998-02)
22.5	135	6	Murray Arnold, Chattanooga (1979-85)

## WON-LOST PERCENTAGE (MINIMUM TWO SEASONS)

Pct.	Rec.	Yrs.	Coach, school (seasons)
85.7	30-5	2	Adolph Rupp, Kentucky (1930-32)
82.5	52-11	2	Ben Carnevale, North Carolina (1944-46)
81.2	69-16	4	George Shepard, North Carolina (1931-35)
80.6	187-45	7	Everett Case, North Carolina State (1946-53)
79.8	146-36	6	Fred Schaus, West Virginia (1954-60)
79.2	95-25	4	John Kresse, College of Charleston (1998-02)

## MOST SEASONS

- 24 Burton Shipley, Maryland (1923-47)
- 22 Bob McKillop, Davidson (1992-14)
- 18 Murray Greason, Wake Forest (1935-53)
- 18 Bill Reinhart, George Washington (1935-42, 1949-66)
- 17 Malcolm U. Pitt, Richmond (1935-52)
- 17 Lyles Alley, Furman (1945-49, 1950-66)
- 17 Mike Young, Wofford (2002-19)

# COACHING RECORDS BY SCHOOL

#SoConHoops

## The Citadel

Coach	Seasons	Years	W	L	Pct.
J.G. Briggs	1912-13	1	2	3	.400
Hans Kangeter	1913-16	3	15	5	.750
Harry O'Brien	1916-18	2	6	2	.750
C.F. Myers	1918-25	7	51	26	.662
Locke Brown	1925-26	1	10	6	.625
Benny Blatt	1926-30	4	51	22	.699
Johnny Douglas	1930-33	3	18	31	.367
Charlie Willard	1933-35	2	14	16	.450
Rock Norman	1935-40	5	45	31	.592
Ben Parker	1940-41	2	10	17	.370
Ben Clemons	1941-42, 1943-44	2	4	17	.190
Bo Sherman	1942-43	1	8	6	.571
Ernest Wehman	1944-45	1	16	7	.696
Eugene Clark	1945-46	1	7	11	.389
Whitey Piro	1946-47	1	5	11	.313
Bernard O'Neil	1947-52	5	28	72	.280
Leo Zack	1952-54	2	5	32	.135
Jim Browning	1954-55	1	1	21	.045
Hank Witt	1955-56	1	2	19	.095
Norm Sloan	1956-60	4	57	38	.600
Mel Thompson	1960-67	7	67	96	.411
Dick Campbell	1967-71	4	45	54	.455
George Hill	1971-74	3	33	42	.440
Les Robinson	1974-85	11	132	162	.411
Randy Nesbit	1985-92	7	75	121	.383
Pat Dennis	1992-06	14	158	232	.407
Ed Conroy	2006-10	4	49	76	.392
Chuck Driesell	2010-15	5	42	113	.271
Duggar Baucom	2015-present	6	64	118	.352

## ETSU

Coach	Seasons	Years	W	L	Pct.
Charles Reece	1918-22	4	19	12	.613
Vernon McFee	1922-23	1	5	5	.500
Jim Luck	1923-25	2	10	15	.400
John Robinson	1925-31	6	25	40	.364
Gene McMurray	1933-47	13	90	84	.517
L.T. Roberts	1947-48	1	9	8	.529
Madison Brooks	1948-73	25	370	263	.585
Leroy Fisher	1973-76	3	23	52	.307
Sonny Smith	1976-78	2	30	23	.566
Jim Halihan	1978-82	4	57	53	.518
Barry Dowd	1982-85	3	40	46	.465
Les Robinson	1985-90	5	81	70	.536
Alan LeForce	1990-96	6	108	70	.607
Ed DeChellis	1996-03	7	105	93	.530
Murry Bartow	2003-15	12	224	165	.576
Steve Forbes	2015-20	5	130	43	.751
Jason Shay	2020-21	1	13	12	.520
Desmond Oliver	2021-present			First season	

## Furman

Coach	Seasons	Years	W	L	Pct.
W.L. Laval	1919-27	8	74	66	.529
A.W. Norman	1927-28	1	20	5	.800
A.P. McLeod	1928-33	5	75	19	.798
Flucie Stewart	1933-35	2	12	20	.375
Bob Smith	1935-42	7	57	77	.425
Selwyn Edwards	1944-45	1	2	14	.125
Lyles Alley	1945-49, '50-66	20	247	259	.488
Melvin Bell	1949-50	1	9	12	.429
Frank Selvy	1966-70	4	44	59	.427
Joe Williams	1970-78	8	142	87	.620
Eddie Holbrook	1978-82	4	65	48	.576
Jene Davis	1982-85	3	28	58	.368
Butch Estes	1985-94	9	135	122	.525
Joe Cantafio	1994-97	3	30	51	.370
Larry Davis	1997-06	9	122	141	.464
Jeff Jackson	2006-13	7	85	131	.394
Niko Medved	2013-17	4	62	71	.466
Bob Richey*	2017-present	4	89	35	.718

\* Served as interim coach for final game of 2016-17 season

## Mercer

Coach	Seasons	Years	W	L	Pct.
Unknown	1906-08	2		Unknown	
C.C. McClure	1908-09	1	1	6	.143
Homes Maxon	1910-11	1	3	5	.375
C.C. "Doc" Stroud	1910-13	3	27	15	.643
J.J. Scully	1913-15	2	8	18	.308
Unknown	1915-16	1		Unknown	
J.C. Clements	1916-17, 19-20	2	7	8	.467
Charles Morgan	1917-18	1	4	4	.500
Unknown	1918-19	1		Unknown	
John Cody	1921-23	2	33	17	.660
M.P. Gilliam	1923-25	2	36	12	.750
John M. King	1925-26	1	16	8	.667
Bernie Moore	1926-28	2	24	11	.686
Oscar Long	1928-29	1	20	5	.800
Lake Russell	1929-30, 32-34, 36-39	6	41	37	.526
C. "Smokey" Harper	1930-31	1	11	4	.733
No team	1931-32	1		No team	
Jimmy Slocum	1934-36	2	8	26	.235
Jimmy Daugherty	1939-40	1	6	13	.316
No teams	1940-44	4		No teams	
Cliff Snow	1944-45	1	16	9	.640
No team	1945-46	1		No team	
James Cowan	1946-51, 53-57	9	122	78	.610
Dan Nymicz	1951-53	2	40	16	.714
Robert Wilder	1957-70	13	147	171	.462
Dwayne Morrison	1970-73	3	48	22	.686
Joe Dan Gold	1973-74	1	16	8	.667
Bill Bibb	1974-89	15	222	194	.534
Brad Siegfried	1989-91	2	9	45	.167
Bill Hodges	1991-97	6	62	107	.367
Mark Slonaker	1997-08	11	128	189	.404
Bob Hoffman	2008-19	11	209	165	.559
Greg Gary	2019-present	2	35	26	.574

## UNCG

Coach	Seasons	Years	W	L	Pct.
Jim Swiggett	1967-75	8	45	113	.285
Jack Mehl	1975-78	3	27	41	.397
Larry Hargett	1978-82	4	55	46	.545
Ed Douma	1982-84	2	28	23	.549
Bob McEvoy	1984-91	7	92	96	.489
Mike Dement*	1991-95, 2005-11	11	124	171	.420
Randy Peele	1995-99	4	46	69	.400
Fran McCaffery	1999-05	6	90	87	.508
Wes Miller^	2011-21	10	185	135	.578
Mike Jones	2021-present			First season	

\* Six wins from 2007-08 later vacated

^ Served as interim coach for final 22 games of 2011-12 season



Les Robinson coached at The Citadel from 1974-85 and at ETSU from 1985-90. Robinson is ninth in SoCon history with 213 career wins between the two institutions and was inducted into the league's Hall of Fame as a special contributor in 2018.



# COACHING RECORDS BY SCHOOL



Samford					
Coach	Seasons	Years	W	L	Pct.
Unknown			14	10	.583
J.B. Longwell	1916-17	1	3	5	.375
R.E. Mitchell	1917-18	1	4	3	.571
Chester "Chet" Dillon	1918-20, 25-27	4	20	37	.351
R.C. Marshall	1920-22	2	6	14	.300
George W. Yarbrough	1923-24	1	3	8	.273
Toby Stubbs	1924-25	1	1	9	.100
Eddie McLane	1927-31, 32-34	6	38	72	.345
Wilbur Eaton	1931-32	1	6	20	.231
William "Billy" Bancroft	1934-38	4	50	37	.575
Jim Stuart	1938-42	4	58	37	.611
Euil "Snitz" Snider	1942-43	1	10	5	.667
Donald Lance	1946-47	1	11	10	.524
Herman Roberson	1947-50	3	42	37	.532
Earl Gartman	1950-55	5	71	73	.493
Virgil Ledbetter	1955-59, 63-65	6	56	83	.403
Walt Barnes	1959-63	4	61	40	.604
John Edwards	1965-68	3	32	40	.444
Van Washer	1968-72	4	46	55	.455
Ron Harris	1972-75	3	20	57	.260
Fred Crowell	1975-79	4	28	76	.269
Cliff Wettig	1979-81	2	18	36	.333
Mike Hanks	1981-84	3	46	38	.548
Mel Hankinson	1984-87	3	38	47	.447
Ed McLane	1987-91	4	27	83	.245
John Brady	1991-97	6	89	77	.536
Jimmy Tillette*	1997-12	15	229	219	.511
Benny Seltzer	2012-14	2	24	41	.369
Scott Padgett	2014-20	6	84	115	.422
Bucky McMillan	2020-present	1	6	13	.316

\* Six wins from 2010-11 later vacated

Chattanooga					
Coach	Seasons	Years	W	L	Pct.
John Speigel	1915-16	1	2	4	.333
W.V. Jarratt	1919-20	1	4	2	.667
Bill Redd	1920-28	8	62	39	.614
Harold Drew	1928-31	3	26	23	.531
Humpy Phillips	1931-33	2	30	16	.652
Pop Keyser	1933-39	6	37	73	.336
Perron Shoemaker	1939-46	4	17	57	.230
Bill O'Brien	1946-55	9	50	99	.336
Ben Boulware	1955-58	3	13	43	.232
Tommy Bartlett	1958-62	4	57	36	.613
Leon Ford	1962-72	10	128	123	.510
Ron Shumate	1972-79	7	139	61	.695
Murray Arnold	1979-85	6	135	46	.746
Mack McCarthy	1985-97	12	243	122	.667
Henry Dickerson	1997-02	5	72	73	.497
Jeff Lebo	2002-04	2	40	20	.667
John Shulman	2004-13	9	145	146	.498
Will Wade	2013-15	2	40	25	.615
Matt McCall	2015-17	2	47	18	.723
Lamont Paris	2017-present	4	60	64	.484

VMI					
Coach	Seasons	Years	W	L	Pct.
Pete Krebs	1908-09	1	3	3	.500
F.J. Pratt	1909-10	1	2	5	.286
J. Mitchell	1910-11	1	3	5	.375
Alpha Brummage	1911-13	2	14	9	.609
W.C. Raferty	1913-14, 22-34	13	68	112	.378
F.H. Gaoton	1914-17	3	26	10	.722
E.C. Abell	1917-19	2	14	12	.538
Pinky Spruhan	1919-22	3	38	9	.809
Frank Summers	1934-36, 47-49	4	12	61	.164
Pooley Hubert	1936-37, 42-43	2	14	19	.424
J. Elmore	1937-38	1	4	11	.267
Jimmy Walker	1938-42	4	27	39	.409
Joe Daher	1943-45	2	2	24	.077
Jay McWilliams	1945-46	1	1	10	.091
Lloyd Roberts	1946-47	1	4	15	.211
Bill O'Hara	1949-52	3	10	56	.152
Chuck Noe	1952-55	3	24	46	.343

Jack Null	1955-58	3	12	58	.171
L.F. Miller	1958-64	6	41	83	.331
Gary McPherson	1964-69	5	32	77	.294
Mike Schuler	1969-72	3	13	63	.171
Bill Blair	1972-76	4	48	60	.444
Charlie Schmaus	1976-82	6	75	90	.455
Marty Fletcher	1982-86	4	37	75	.330
Joe Cantafio	1986-94	8	79	147	.350
Bart Bellairs	1995-05	11	116	191	.378
Duggar Baucom	2005-15	10	151	159	.487
Dan Earl	2015-present	6	57	123	.317

Western Carolina					
Coach	Seasons	Years	W	L	Pct.
Marion McDonald	1945-47	2	28	22	.560
Tuck McConnell	1947-50	3	36	43	.456
Jim Gudger	1950-69	19	311	222	.583
Jim Hartbarger	1969-75	6	86	73	.541
Fred Conley	1975-77	2	31	32	.492
Steve Cottrell	1977-87	10	145	133	.522
Herb Krusen	1987-88	1	8	19	.269
Dave Possinger	1988-89	1	12	16	.429
Greg Blatt	1989-93	4	38	73	.342
Benny Dees	1993-95	2	26	30	.464
Phil Hopkins	1995-00	5	65	76	.461
Steve Shurina	2000-05	5	48	97	.331
Larry Hunter	2005-18	13	193	229	.457
Mark Prosser	2018-21	3	37	53	.411
Justin Gray	2021-present				First season

Wofford					
Coach	Seasons	Years	W	L	Pct.
L.J. Denning	1915-16	1	8	4	.667
Leslie Moser	1916-19	3	3	5	.375
J.P. Major	1919-20, 21-26	6	15	12	.556
John F. Gorsuch	1920-21	1	8	8	.500
Capt. Lindsay	1926-27	1	8	5	.615
Charles Lutz	1927-30	3	10	35	.222
Jack Frost	1930-35	5	46	21	.687
Roy Robertson	1935-41	6	66	58	.516
Phil Dickens	1941-42	1	10	14	.417
Ted Petoskey	1942-46	4	21	24	.467
Joel Robertson	1946-58	12	157	124	.559
Gene Alexander	1958-77	19	283	265	.516
Wayne Earhardt	1977-85	8	106	139	.433
Richard Johnson	1985-02	17	236	230	.506
Mike Young	2002-19	17	299	244	.550
Jay McAuley	2019-present	2	34	25	.576




# YEARLY STATISTICAL LEADERS

#SoConHoops

## SCORING

Year		Pts.	Avg.
1953-54	Frank Selvy, Furman *	1,209	41.7
1954-55	Darrell Floyd, Furman *	897	35.9
1955-56	Darrell Floyd, Furman *	946	33.8
1956-57	Rod Hundley, West Virginia	671	23.1
1957-58	Bob Ayersman, Virginia Tech	393	20.7
1958-59	Jerry West, West Virginia	903	26.6
1959-60	Jerry West, West Virginia	908	29.3
1960-61	Jeff Cohen, William & Mary	575	24.0
1961-62	Jerry Smith, Furman	728	26.9
1962-63	Fred Hetzel, Davidson	634	23.5
1963-64	Fred Hetzel, Davidson	709	27.3
1964-65	Fred Hetzel, Davidson	689	26.5
1965-66	Dick Snyder, Davidson	753	26.9
1966-67	Johnny Moates, Richmond	574	25.0
1967-68	Bob Sherwood, William & Mary	518	22.5
1968-69	Bob Tallent, George Washington	686	29.8
1969-70	Mike Tallent, George Washington	489	21.3
1970-71	Tom Jasper, William & Mary	472	18.9
1971-72	Russ Hunt, Furman	582	23.3
1972-73	Aron Stewart, Richmond	545	30.3
1973-74	Aron Stewart, Richmond	663	26.5
1974-75	Bob McCurdy, Richmond *	855	32.9
1975-76	Ray Miller, Furman	584	21.6
1976-77	Bruce Grimm, Furman	503	24.0
1977-78	Ron Carter, VMI	736	26.3
1978-79	John Gerdy, Davidson	721	26.7
1979-80	Greg Dennis, Western Carolina	574	21.3
1980-81	Mel Daniel, Furman	528	22.0
1981-82	Ronnie Carr, Western Carolina	494	19.0
1982-83	Willie White, Chattanooga	553	18.4
1983-84	Regan Truesdale, The Citadel	617	22.0
1984-85	Regan Truesdale, The Citadel	624	21.5
1985-86	Gay Elmore, VMI	637	22.8
1986-87	Gay Elmore, VMI	713	25.5
1987-88	Skip Henderson, Marshall	804	25.1
1988-89	John Taft, Marshall	375	26.0
1989-90	John Taft, Marshall	584	23.4
1990-91	John Taft, Marshall	764	27.3
1991-92	Terry Boyd, Western Carolina	525	22.8
1992-93	Billy Ross, Appalachian State	683	24.4
1993-94	Frankie King, Western Carolina	752	26.9
1994-95	Frankie King, Western Carolina	743	26.5
1995-96	Anquell McCollum, Western Carolina	751	25.0
1996-97	John Brannen, Marshall	605	20.9
1997-98	Greg Stephens, ETSU	447	17.2
1998-99	Jason Bell, VMI	492	18.9
1999-00	Jarvis Hayes, Western Carolina	479	17.1
2000-01	Ian Chadwick, Wofford	509	20.4
2001-02	Jason Conley, VMI *	820	29.3
2002-03	Kevin Martin, Western Carolina	546	22.8
2003-04	Kevin Martin, Western Carolina	673	24.9
2004-05	Tim Smith, ETSU	645	22.2
2005-06	Elton Nesbitt, Georgia Southern	651	21.7
2006-07	Stephen Curry, Davidson	730	21.5
2007-08	Stephen Curry, Davidson	931	25.9
2008-09	Stephen Curry, Davidson *	974	28.6
2009-10	Donald Sims, Appalachian State	754	20.4
2010-11	Andrew Goudelock, College of Charleston	877	23.7
2011-12	Travis Simpson, UNCG	550	18.3
2012-13	Travis Simpson, UNCG	541	18.7
2013-14	Jelani Hewitt, Georgia Southern	660	19.4
2014-15	Jalen Riley, ETSU	587	20.2
2015-16	QJ Peterson, VMI	595	19.8
2016-17	QJ Peterson, VMI	589	19.6
2017-18	Fletcher Magee, Wofford	751	22.1
2018-19	Bubba Parham, VMI	686	21.4
2019-20	Josh Sharkey, Samford	540	18.0
2020-21	Isaiah Miller, UNCG	557	19.2

\* - NCAA scoring leader



*Western Carolina's Anquell McCollum led the league in scoring in 1995-96 with 25.0 points per game. Later an assistant coach for Catamounts, McCollum was named the SoCon's player of the year in 1996 by both the coaches and media.*

1956-57	Bob Hoitsman, William & Mary	117-216	54.2
1957-58	Howard McDonald, George Washington	165-314	52.5
1958-59	Dag Wilson, Furman	157-289	54.3
1959-60	Chuck Sanders, William & Mary	98-191	51.2
1960-61	Bobby Pinson, Furman	106-204	51.9
1961-62	Keith Stowers, The Citadel	135-214	63.1
1962-63	Fred Hetzel, Davidson	273-471	58.0
1963-64	Terry Holland, Davidson	135-214	63.1
1964-65	Fred Hetzel, Davidson	273-471	58.0
1965-66	Bob Nugent, George Washington	65-106	61.3
1966-67	Dave Daugherty, William & Mary	109-198	55.1
1967-68	Mike Maloy, Davidson	133-238	55.9
1968-69	Al Kroboth, The Citadel	125-206	60.7
1969-70	Joe Brunson, Furman	127-226	56.2
1970-71	Steve Kirley, Davidson	123-214	57.5
1971-72	John Pecorak, Davidson	89-156	57.1
1972-73	Larry Horowitz, Davidson	107-197	54.3
1973-74	Bob McCurdy, Richmond	216-369	58.5
1974-75	Larry Hunt, East Carolina	130-222	58.6
1975-76	Dave Montgomery, VMI	126-224	56.3
1976-77	Dave Montgomery, VMI	161-247	65.2
1977-78	Rich DiBenedetto, Davidson	120-200	60.0
1978-79	Rick Swing, The Citadel	176-317	55.5
1979-80	Rich DiBenedetto, Davidson	181-292	62.0
1980-81	Charles Payton, Appalachian State	178-281	63.3
1981-82	George Singleton, Furman	120-205	58.5
1982-83	Troy Lee Mikell, ETSU	197-292	67.5
1983-84	George Singleton, Furman	164-276	59.4
1984-85	Skip Henderson, Marshall	241-436	55.3
1985-86	Calvin Cannady, ETSU	143-237	60.3
1986-87	Jeff Himes, Davidson	196-319	61.4
1987-88	Tom Curry, Marshall	186-309	60.2
1988-89	Sam Gibson, Appalachian State	182-300	60.7
1989-90	Broderick Parker, Appalachian State	150-250	60.0
1990-91	Rodney English, ETSU	189-292	64.7
1991-92	Bruce Evans, Furman	169-301	56.1
1992-93	Detlef Musch, Davidson	163-294	55.4
1993-94	Brandon Born, Chattanooga	166-289	57.4
1994-95	George Spain, Davidson	141-210	67.1



# YEARLY STATISTICAL LEADERS



1995-96	Kareem Livingston, Appalachian State	161-285	56.5
1996-97	Matt Newman, The Citadel	138-270	51.1
1997-98	Kareem Livingston, Appalachian State	145-231	62.8
1998-99	Jody Lumpkin, College of Charleston	131-216	60.6
1999-00	Jonas Hayes, Western Carolina	84-134	62.7
2000-01	Dusty Pulian, Chattanooga	101-140	72.1
2001-02	Kelvin Wylie, Western Carolina	117-203	57.6
2002-03	Johnathan Mitchell, Appalachian State	88-140	62.9
2003-04	Frank Bennett, Georgia Southern	163-276	59.1
2004-05	Kyle Hines, UNCG	175-282	62.1
2005-06	Charles Anderson, Chattanooga	131-210	62.4
2006-07	Donte Minter, Appalachian State	122-190	64.2
2007-08	Noah Dahlman, Wofford	92-151	60.9
2008-09	Noah Dahlman, Wofford	193-321	60.1
2009-10	Isaac Butts, Appalachian State	142-236	60.2
2010-11	Noah Dahlman, Wofford	255-417	61.2
2011-12	Isaac Butts, Appalachian State	87-135	64.4
2012-13	Mike Groselle, The Citadel	189-329	57.4
2013-14	Tim Williams, Samford	217-360	60.3
2014-15	Phillip Anglade, VMI	111-185	60.0
2015-16	R.J. White, UNCG	167-271	61.6
2016-17	Justin Tuoyo, Chattanooga	156-242	64.5
2017-18	Cameron Jackson, Wofford	158-263	60.1
2018-19	Matt Rafferty, Furman	217-353	61.5
2019-20	Chevez Goodwin, Wofford	176-275	64.0
2020-21	Xavier Cork, Western Carolina	143-223	64.1

### 3-POINT FIELD-GOAL PERCENTAGE

Year		FGM-FGA	Pct.
1980-81	Todd Haynes, Davidson	5-13	61.5
1981-82	Ronnie Carr, Western Carolina	8-11	72.7
1982-83	Marc Quesenberry, ETSU	33-66	50.0
1983-84	Quentin Moore, Western Carolina	45-83	54.2
1984-85	N/A		
1985-86	N/A		
1986-87	Derek Rucker, Davidson	73-147	49.7
1987-88	Shawn Reid, Furman	66-143	46.1
1988-89	Keith Gray, Western Carolina	44-85	51.8
1989-90	Keith Jennings, ETSU	63-127	49.6
1990-91	Keith Jennings, ETSU	84-142	59.2
1991-92	Billy Ross, Appalachian State	57-128	44.5
1992-93	Jason Zimmerman, Davidson	62-149	41.6
1993-94	Brandon Born, Chattanooga	67-135	49.6
1994-95	Malik Hightower, Marshall	46-96	47.9
1995-96	Joe Stafford, Western Carolina	58-110	52.7
1996-97	Willie Young, Chattanooga	62-145	42.8
1997-98	Wes Moore, Chattanooga	58-137	42.3
1998-99	Alan Puckett, The Citadel	55-113	48.7
1999-00	Alan Puckett, The Citadel	71-166	42.8
2000-01	Jay Joseph, UNCG	59-139	42.4
2001-02	Peter Anderer, Davidson	84-185	45.4
2002-03	Brendan Winters, Davidson	47-93	50.5
2003-04	Bryan Richardson, Chattanooga	52-115	45.2
2004-05	Ben Earle, Furman	51-117	43.6
2005-06	Donte Gennie, Georgia Southern	47-104	45.2
2006-07	Kendall Toney, UNCG	50-115	43.5
2007-08	Ryann Abraham, Appalachian State	45-97	46.4
2008-09	Ben Drayton III, Georgia Southern	43-88	48.9
2009-10	Colby Wohlleg, Georgia Southern	60-123	48.8
2010-11	Noah States, Furman	41-89	46.1
2011-12	Drew Parker, UNCG	40-84	47.6
2012-13	Nik Cochran, Davidson	50-102	49.0
2013-14	Tanner Samson, Elon	79-182	43.4
2014-15	Eric Robertson, Chattanooga	65-139	46.8
2015-16	Fletcher Magee, Wofford	91-190	47.9
2016-17	Francis Alonso, UNCG	102-221	46.2
2017-18	Triston Chambers, Samford	66-146	45.2
2018-19	Nathan Hoover, Wofford	92-196	46.9
2019-20	Onno Steger, Western Carolina	80-187	42.8
2020-21	Greg Parham, VMI	64-147	43.5

### FREE-THROW PERCENTAGE

Year		FTM-FTA	Pct.
1953-54	Walter Devlin, George Washington	115-141	81.6
1954-55	Ed Harrison, Richmond	148-180	82.2
1955-56	Joe Petcavich, George Washington	138-166	83.1
1956-57	Warren Mitchell, Richmond	153-185	82.7

1957-58	Semi Mintz, Davidson	105-119	88.2
1958-59	Gene Guarilia, George Washington	99-119	83.2
1959-60	Tom Farrington, William & Mary	75-87	86.2
1960-61	Tom Conrad, Furman	98-118	83.1
1961-62	Bucky Keller, Virginia Tech	169-206	82.0
1962-63	Jerry Smith, Furman	204-238	58.7
1963-64	Jack Long, Virginia Tech	87-103	84.5
1964-65	Mark Lane, George Washington	94-106	88.7
1965-66	Bobby Lane, Davidson	82-92	89.1
1966-67	Dave Daugherty, William & Mary	77-88	87.5
1967-68	Bob Dennis, George Washington	71-81	87.7
1968-69	Bob Tallent, George Washington	146-164	89.0
1969-70	Steve McCammon, Furman	58-72	80.6
1970-71	Stan Ryfinski, Richmond	53-64	82.8
1971-72	George Spack, William & Mary	84-100	84.0
1972-73	Chuck Cordell, The Citadel	67-75	90.5
1973-74	Mike Arizin, William & Mary	119-143	83.2
1974-75	Bob McCurdy, Richmond	213-276	77.2
1975-76	John Lowenhaupt, William & Mary	87-110	79.1
1976-77	Bruce Grimm, Furman	135-159	84.9
1977-78	Bunny Gibson, Marshall	84-89	94.4
1978-79	Greg White, Marshall	85-95	89.5
1979-80	Randy Nesbit, The Citadel	74-80	92.5
1980-81	Greg Dennis, Western Carolina	124-146	84.9
1981-82	Greg Dennis, Western Carolina	165-189	87.3
1982-83	Andy Black, Appalachian State	63-78	80.8
1983-84	Willie White, Chattanooga	124-143	86.7
1984-85	Jimmy Tharpe, The Citadel	87-101	86.1
1985-86	Clifford Waddy, Western Carolina	70-78	89.7
1986-87	Robert Hill, Western Carolina	76-89	85.4
1987-88	Kemp Phillips, Appalachian State	118-142	83.1
1988-89	Ronnie Christian, Appalachian State	76-86	88.4
1989-90	Keith Jennings, ETSU	107-122	87.7
1990-91	Keith Jennings, ETSU	136-152	89.5
1991-92	Tim Brooks, Chattanooga	123-141	87.2
1992-93	Janko Narat, Davidson	85-98	86.7
1993-94	Chad Copeland, Chattanooga	206-230	89.6
1994-95	Brandon Born, Chattanooga	135-155	87.1
1995-96	Bobby Prince, VMI	93-111	83.8



Davidson's Nik Cochran led the SoCon in free-throw percentage for three straight seasons, connecting on 93.5 percent of his chances in 2012-13, good for the best mark in the league since 1977-78.

1996-97	Larry Mayo, Western Carolina	75-89	84.3
1997-98	Jamie Jenkins, The Citadel	70-86	81.4
1998-99	Jermel President, Col. of Charleston	94-105	89.5
1999-00	Nathan Jameson, UNCG	72-82	87.8
2000-01	Nathan Jameson, UNCG	77-86	89.5
2001-02	Ryan Lawson, ETSU	68-73	93.2
2002-03	Tim Parker, Chattanooga	78-85	91.8
2003-04	Terry Williams, Georgia Southern	81-90	90.0
2004-05	Tony Mitchell	76-90	84.4
2005-06	Eric Webb, Furman	74-86	86.0
2006-07	Stephen Curry, Davidson	124-145	85.5
2007-08	Stephen Curry, Davidson	135-151	89.4
2008-09	Mikko Koivisto, UNCG	65-73	89.0
2009-10	Donald Sims, Appalachian State	175-184	95.1
2010-11	Nik Cochran, Davidson	89-101	88.1
2011-12	Nik Cochran, Davidson	124-140	88.6
2012-13	Nik Cochran, Davidson	116-124	93.5
2013-14	Matt Van Scyoc, The Citadel	117-136	86.0
2014-15	Ashton Moore, The Citadel	116-135	85.9
2015-16	Fletcher Magee, Wofford	86-93	92.5
2016-17	Eric Garcia, Wofford	128-139	92.1
2017-18	Fletcher Magee, Wofford	97-107	90.7
2018-19	Fletcher Magee, Wofford	101-111	91.0
2019-20	Nathan Hoover, Wofford	93-100	93.0
2020-21	Stefan Kenic, Chattanooga	84-96	87.5


## REBOUNDING

Year	No.	Avg.	
1953-54	Joe Holup, George Washington	484	18.6
1954-55	Joe Holup, George Washington	546	18.2
1955-56	Joe Holup, George Washington	604	23.3
1956-57	Gene Guarilia, George Washington	447	18.6
1957-58	Roy Lange, William & Mary	371	12.8
1958-59	Chris Smith, Virginia Tech	429	20.4
1959-60	Jeff Cohen, William & Mary	471	18.1
1960-61	Jeff Cohen, William & Mary	424	17.7
1961-62	Gerald Glur, Furman	488	18.1
1962-63	Kirk Gooding, William & Mary	302	15.1
1963-64	Joe Adamitis, George Washington	417	16.0
1964-65	Fred Hetzel, Davidson	384	14.8
1965-66	Ben Pomeroy, William & Mary	300	12.5
1966-67	Steve Powers, VMI	318	15.1
1967-68	Steve Powers, VMI	275	13.8
1968-69	Joe Brunson, Furman	322	15.3
1969-70	Joe Brunson, Furman	383	16.0
1970-71	Al Faber, East Carolina	288	12.0
1971-72	Al Faber, East Carolina	248	10.3
1972-73	Aron Stewart, Richmond	209	11.6
1973-74	Clyde Mayes, Furman	402	13.0
1974-75	Clyde Mayes, Furman	325	13.5
1975-76	Jim Strickland, Furman	301	11.1
1976-77	Jonathan Moore, Furman	314	11.2
1977-78	Tony Searcy, Appalachian State	359	12.8
1978-79	Mel Hubbard, Appalachian State	291	10.0
1979-80	Kenny Trimier, Western Carolina	276	10.2
1980-81	Charles Payton, Appalachian State	309	10.7
1981-82	Andre Motley, ETSU	234	8.7
1982-83	Winfred King, ETSU	257	10.2
1983-84	Dale Roberts, Appalachian State	249	8.6
1984-85	Clifford Morgan, Chattanooga	285	8.9
1985-86	Rodney Holden, Marshall	260	8.7
1986-87	Rodney Holden, Marshall	238	8.8
1987-88	Lance Fulse, Chattanooga	300	9.1
1988-89	Vincent Robinson, Chattanooga	247	9.2
1989-90	Eric Dailey, Western Carolina	270	9.6
1990-91	Keith Nelson, Chattanooga	264	9.1
1991-92	Keith Nelson, Chattanooga	259	9.3
1992-93	Chad McClendon, Appalachian State	235	8.4
1993-94	Brian Edwards, Furman	290	10.4
1994-95	Chad McClendon, Appalachian State	293	10.1
1995-96	Brent Conley, VMI	236	8.4
1996-97	Chuck Vincent, Furman	263	9.7
1997-98	Reggie Todd, ETSU	206	8.6
1998-99	Daniel Quigley, Furman	250	8.9
1999-00	Demetrius Cherry, UNCG	262	9.4
2000-01	Eric Mann, VMI	294	10.5
2001-02	Zakee Wadood, ETSU	258	9.2

2002-03	Conor Grace, Davidson	233	8.6
2003-04	Zakee Wadood, ETSU	263	8.0
2004-05	Dillion Sneed, ETSU	275	9.5
2005-06	Kyle Hines, UNCG	247	8.2
2006-07	Kyle Hines, UNCG	260	9.0
2007-08	Kyle Hines, UNCG	281	9.1
2008-09	Andrew Lovedale, Davidson	306	8.7
2009-10	Ben Stywall, UNCG	323	10.4
2010-11	Tim Johnson, Wofford	288	8.5
2011-12	Mike Groselle, The Citadel	288	9.6
2012-13	Adjehi Baru, College of Charleston	292	8.3
2013-14	Z. Mason, Chattanooga	300	9.7
2014-15	Kris Acox, Furman	241	7.5
2015-16	Stephon Jelks, Mercer	284	8.4
2016-17	Wyatt Walker, Samford	329	9.7
2017-18	James Dickey, UNCG	286	8.4
2018-19	Jeromy Rodriguez, ETSU	361	10.9
2019-20	Carlos Dotson, Western Carolina	291	9.7
2020-21	Hayden Brown, The Citadel	252	10.5

## ASSISTS

Year	No.	Avg.	
1978-79	Greg White, Marshall	168	6.2
1979-80	Kevin Young, Western Carolina	159	5.9
1980-81	Greg White, Marshall	171	6.1
1981-82	Sam Henry, Marshall	190	7.0
1982-83	Sam Henry, Marshall	157	5.8
1983-84	Quentin Moore, Western Carolina	146	5.2
1984-85	Mike Huffman, VMI	164	5.5
1985-86	Jimmy Tharpe, The Citadel	179	6.4
1986-87	Spotlight Walker, Western Carolina	177	6.1
1987-88	Keith Jennings, ETSU	183	6.3
1988-89	Keith Jennings, ETSU	202	6.5
1989-90	Keith Jennings, ETSU	297	8.7
1990-91	Keith Jennings, ETSU	301	9.1
1991-92	Tim Brooks, Chattanooga	205	6.8
1992-93	Tim Brooks, Chattanooga	209	6.3
1993-94	Gary Robb, Chattanooga	158	5.3
1994-95	Bobby Prince, VMI	173	6.4
1995-96	Jason Williams, Marshall	178	6.4
1996-97	Ali Ton, Davidson	190	6.8
1997-98	Ali Ton, Davidson	193	6.4
1998-99	Ali Ton, Davidson	190	7.6



**VMI's Eric Mann led the SoCon in 2000-01 with 10.5 rebounds per game, the best mark in the league in 21 years.**



# YEARLY STATISTICAL LEADERS



**UNCG's Kyle Hines led the SoCon in blocked shots all four seasons of his career (2004-08). Hines was also the league's rebounding champion during his final three years.**

1999-00	Casey Rogers, Western Carolina	213	7.6
2000-01	Sean Peterson, Georgia Southern	187	6.2
2001-02	Guilherme Da Luz, Furman	206	6.7
2002-03	Richard Little, VMI	216	7.2
2003-04	Terry Williams, Georgia Southern	158	5.5
2004-05	Kenny Grant, Davidson	178	5.6
2005-06	Kenny Grant, Davidson	208	6.7
2006-07	Jason Richards, Davidson	249	7.3
2007-08	Jason Richards, Davidson	293	8.1
2008-09	Stephen Curry, Davidson	189	5.6
2009-10	Willie Powers, Georgia Southern	175	5.5
2010-11	Chris Long, Elon	188	6.1
2011-12	Keegan Bell, Chattanooga	197	6.2
2012-13	Marshall Harris III, The Citadel	155	5.2
2013-14	Trey Sumler, Western Carolina	138	4.3
2014-15	Phillip Leonard, Mercer	158	4.5
2015-16	P.J. Boute, The Citadel	175	5.6
2016-17	Eric Garcia, Wofford	226	6.8
2017-18	Justin Coleman, Samford	210	6.6
2018-19	Josh Sharkey, Samford	239	7.2
2019-20	Josh Sharkey, Samford	217	7.2
2020-21	Mason Faulkner, Western Carolina	106	4.8

## BLOCKED SHOTS

Year		No.	Avg.
1985-86	Calvin Cannady, ETSU	38	1.4
1986-87	Tom Curry, Marshall	29	0.9
1987-88	Tom Curry, Marshall	51	1.8
1988-89	Omar Roland, Marshall	47	1.8
1989-90	Omar Roland, Marshall	101	3.6
1990-91	Lewis Preston, VMI	64	2.3
1991-92	Lewis Preston, VM	65	2.4
1992-93	Ricky Nedd, Appalachian State	67	2.4
1993-94	Ricky Nedd, Appalachian State	53	2.0
1994-95	Roger Smith, Chattanooga	55	2.1
1995-96	Kirill Misyuchenko, The Citadel	65	2.6
1996-97	Kirill Misyuchenko, The Citadel	83	3.1
1997-98	Kirill Misyuchenko, The Citadel	67	2.6
1998-99	Otis Donald, Chattanooga	66	2.4
1999-00	Jody Lumpkin, College of Charleston	93	3.1
2000-01	Rans Brempong, Western Carolina	93	3.0
2001-02	Neil Ashby, Chattanooga	89	3.1
2002-03	Rans Brempong, Western Carolina	65	2.5

2003-04	Mike Benton, College of Charleston	82	2.8
2004-05	Kyle Hines, UNCG	106	3.5
2005-06	Kyle Hines, UNCG	84	2.8
2006-07	Kyle Hines, UNCG	64	2.2
2007-08	Kyle Hines, UNCG	95	3.1
2008-09	Damian Eargle, UNCG	57	2.0
2009-10	Rory Spencer, Georgia Southern	62	1.9
2010-11	Jake Cohen, Davidson	49	1.5
2011-12	Jake Cohen, Davidson	55	1.7
2012-13	Lucas Troutman, Elon	64	2.1
2013-14	Z. Mason, Chattanooga	92	3.0
2014-15	Justin Tuoyo, Chattanooga	104	3.3
2015-16	Justin Tuoyo, Chattanooga	77	2.3
2016-17	Justin Tuoyo, Chattanooga	89	2.9
2017-18	James Dickey, UNCG	71	2.1
2018-19	Ruben Guerrero, Samford	69	2.1
2019-20	Kyrin Galloway, UNCG	45	1.7
2020-21	Hayden Koval, UNCG	64	2.1

## STEALS

Year		No.	Avg.
1985-86	Derek Rucker, Davidson	67	2.2
1986-87	Ace Tanner, Davidson	60	2.0
1987-88	Keith Jennings, ETSU	75	2.6
1988-89	Keith Jennings, ETSU	66	2.1
1989-90	Rodney Peel, Appalachian State	75	2.5
1990-91	Keith Jennings, ETSU	109	3.3
1991-92	Tim Brooks, Chattanooga	83	2.8
1992-93	Tyrone Phillips, Marshall	65	2.5
1993-94	Trazel Silvers, ETSU	77	2.6
1994-95	Chad Leonard, The Citadel	68	2.5
1995-96	Sidney Coles, Marshall	70	2.7
1996-97	Sidney Coles, Marshall	70	2.5
1997-98	Jason Bell, VMI	67	2.9
1998-99	Jason Bell, VMI	77	3.0
1999-00	Tyson Patterson, Appalachian State	87	2.7
2000-01	Courtney Eldridge, UNCG	82	2.7
2001-02	Jason Conley, VMI	82	2.9
2002-03	Zakee Wadood, ETSU	93	3.2
2003-04	Zakee Wadood, ETSU	92	2.8
2004-05	D.J. Thompson, Appalachian State	81	2.7
2005-06	Ricky Hickman, UNCG	77	2.8
2006-07	D.J. Thompson, Appalachian State	85	2.6
2007-08	Brigham Waginger, Western Carolina	69	2.2
2008-09	Brigham Waginger, Western Carolina	81	2.6
2009-10	Brigham Waginger, Western Carolina	90	2.6
2010-11	Mike Williams, Western Carolina	67	2.0
2011-12	Andrew Lawrence, College of Charleston	58	1.9
2012-13	Karl Cochran, Wofford	63	2.0
2013-14	Jelani Hewitt, Georgia Southern	75	2.2
2014-15	James Sinclair, Western Carolina	67	2.2
2015-16	Justin Browning, Western Carolina	73	2.2
2016-17	Preston Parks, The Citadel	60	2.0
2017-18	Desonta Bradford, ETSU	62	1.9
2018-19	Isaiah Miller, UNCG	104	2.9
2019-20	Isaiah Miller, UNCG	89	2.8
2020-21	Isaiah Miller, UNCG	74	2.6

## SCORING OFFENSE

Year	Points	Avg.	
1953-54	Furman	2,658	91.7
1954-55	Furman	2,572	95.3
1955-56	Furman	2,492	89.0
1956-57	West Virginia	2,524	84.1
1957-58	West Virginia	2,433	86.9
1958-59	West Virginia	2,884	84.8
1959-60	West Virginia	2,775	89.5
1960-61	West Virginia	2,325	86.1
1961-62	West Virginia	2,562	85.4
1962-63	West Virginia	2,554	82.4
1963-64	Davidson	2,322	89.3
1964-65	Davidson	2,300	88.5
1965-66	West Virginia	2,423	86.5
1966-67	West Virginia	2,442	87.2
1967-68	Davidson	2,334	80.5
1968-69	Davidson	2,613	87.1
1969-70	Davidson	2,265	83.9
1970-71	Furman	2,182	80.8
1971-72	Furman	2,592	92.6
1972-73	Furman	2,500	86.2
1973-74	Davidson	2,152	79.7
1974-75	East Carolina	2,348	83.9
1975-76	VMI	2,450	76.6
1976-77	Furman	2,347	83.8
1977-78	Furman	2,501	83.7
1978-79	Furman	2,398	82.7
1979-80	Furman	2,427	80.9
1980-81	Marshall	2,281	81.5
1981-82	ETSU	2,256	80.6
1982-83	Marshall	2,212	79.0
1983-84	Marshall	2,601	83.9
1984-85	The Citadel	2,247	77.5
1985-86	Marshall	2,285	76.2
1986-87	Marshall	2,494	80.5
1987-88	Marshall	2,683	83.8
1988-89	ETSU	2,652	85.5
1989-90	ETSU	3,032	89.2
1990-91	ETSU	3,103	94.0
1991-92	ETSU	2,670	86.1
1992-93	Chattanooga	2,820	85.5
1993-94	ETSU	2,512	83.7
1994-95	Marshall	2,279	84.4
1995-96	Marshall	2,560	91.4
1996-97	Marshall	2,314	79.8
1997-98	VMI	2,037	75.4
1998-99	Davidson	2,058	76.2
1999-00	Appalachian State	2,530	79.1
2000-01	Georgia Southern	2,296	76.5
2001-02	ETSU	2,281	81.5
2002-03	Appalachian State	2,434	83.9
2003-04	Chattanooga	2,465	82.2
2004-05	Georgia Southern	2,506	80.8
2005-06	Davidson	2,403	75.5



Andrew Goudelock helped College of Charleston lead the league in scoring in 2009-10 and 2010-11.

2006-07	Davidson	2,765	81.3
2007-08	Davidson	2,803	77.9
2008-09	Davidson	2,724	77.8
2009-10	College of Charleston	2,549	75.0
2010-11	College of Charleston	2,821	76.2
2011-12	Davidson	2,571	77.9
2012-13	Davidson	2,490	73.2
2013-14	Davidson	2,591	78.5
2014-15	VMI	2,415	80.5
2015-16	The Citadel	2,753	86.0
2016-17	The Citadel	2,964	89.8
2017-18	The Citadel	2,639	82.5
2018-19	The Citadel	2,553	85.1
2019-20	Western Carolina	2,444	78.8
2020-21	The Citadel	2,019	80.8

## SCORING DEFENSE

Year	Points	Avg.	
1953-54	Richmond	1,881	62.7
1954-55	George Washington	1,974	65.8
1955-56	Virginia Tech	1,729	69.2
1956-57	Virginia Tech	1,421	64.6
1957-58	The Citadel	1,713	63.4
1958-59	The Citadel	1,253	63.3
1959-60	The Citadel	1,533	66.6
1960-61	Davidson	1,606	69.8
1961-62	Davidson	1,744	69.6
1962-63	William & Mary	1,551	64.6
1963-64	Furman	1,677	64.5
1964-65	William & Mary	1,678	67.1
1965-66	William & Mary	1,792	71.7
1966-67	William & Mary	1,802	72.4
1967-68	Davidson	1,997	68.9
1968-69	Davidson	2,209	73.6
1969-70	Davidson	1,947	72.1
1970-71	Davidson	1,723	66.3
1971-72	William & Mary	2,034	75.3
1972-73	The Citadel	1,864	71.7
1973-74	The Citadel	1,655	69.0
1974-75	William & Mary	2,189	66.3
1975-76	VMI	2,164	67.6
1976-77	William & Mary	2,012	67.1
1977-78	VMI	2,067	73.8
1978-79	Appalachian State	1,843	63.6
1979-80	Appalachian State	1,760	62.8
1980-81	Appalachian State	1,831	63.1
1981-82	Chattanooga	1,871	60.3
1982-83	Chattanooga	1,864	62.1
1983-84	Davidson	1,811	64.7
1984-85	VMI	1,816	60.5
1985-86	Davidson	1,974	63.7
1986-87	Davidson	2,059	68.6
1987-88	Furman	1,980	70.7
1988-89	Appalachian State	1,945	69.5
1989-90	Marshall	2,061	73.6
1990-91	Furman	2,177	75.1
1991-92	Chattanooga	2,157	71.9
1992-93	The Citadel	1,928	71.4
1993-94	The Citadel	1,873	69.4
1994-95	Furman	1,862	69.0
1995-96	Chattanooga	1,817	67.3
1996-97	Chattanooga	2,281	65.2
1997-98	The Citadel	1,741	62.2
1998-99	College of Charleston	1,834	59.2
1999-00	College of Charleston	1,759	58.6
2000-01	College of Charleston	1,739	60.0
2001-02	College of Charleston	1,824	60.8
2002-03	Furman	2,053	66.2
2003-04	Furman	1,940	66.9
2004-05	Chattanooga	2,034	65.6
2005-06	Wofford	1,909	65.8
2006-07	College of Charleston	2,166	65.5
2007-08	Davidson	2,274	63.2
2008-09	Samford	1,990	62.2
2009-10	The Citadel	1,914	59.8
2010-11	Furman	2,124	64.4
2011-12	Wofford	2,087	63.2
2012-13	Wofford	1,890	59.1
2013-14	Wofford	2,054	62.2
2014-15	Wofford	2,089	59.7
2015-16	Furman	2,333	66.7
2016-17	Furman	2,319	66.3
2017-18	UNCG	2,189	62.5
2018-19	Wofford	2,295	65.6
2019-20	ETSU	2,146	63.1
2020-21	ETSU	1,654	66.2

## FIELD-GOAL PERCENTAGE

Year	FGM-FGA	Pct.	
1953-54	George Washington	744-1,632	45.6
1954-55	George Washington	867-1,822	47.6
1955-56	George Washington	725-1,451	50.0
1956-57	West Virginia	902-2,169	41.6
1957-58	West Virginia	915-2,056	44.5
1958-59	West Virginia	1,075-2,355	45.5
1959-60	West Virginia	1,040-2,248	46.3
1960-61	The Citadel	785-1,759	44.6
1961-62	Virginia Tech	793-1,757	45.1
1962-63	Davidson	792-1,632	48.5
1963-64	Davidson	894-1,644	54.4
1964-65	Davidson	908-1,784	50.9
1965-66	Davidson	877-1,713	51.2
1966-67	William & Mary	653-1,394	46.8
1967-68	Davidson	700-1,413	49.5
1968-69	East Carolina	732-1,520	48.2
1969-70	East Carolina	772-1,643	46.7
1970-71	Davidson	624-1,354	46.1
1971-72	Davidson	727-1,542	47.1
1972-73	Davidson	798-1,636	48.8
1973-74	Davidson	832-1,646	50.5
1974-75	Furman	827-1,655	49.9
1975-76	VMI	992-1,958	50.7
1976-77	VMI	940-1,806	52.0
1977-78	Davidson	896-1,775	50.5
1978-79	The Citadel	864-1,616	53.5
1979-80	Davidson	720-1,433	50.2
1980-81	Davidson	809-1,530	52.9
1981-82	Chattanooga	891-1,760	51.0
1982-83	ETSU	885-1,669	53.0
1983-84	Western Carolina	797-1,565	50.9
1984-85	Davidson	739-1,453	50.9
1985-86	Appalachian State	744-1,493	49.8
1986-87	Marshall	946-1,777	53.2
1987-88	Appalachian State	744-1,493	49.8
1988-89	The Citadel	826-1,616	51.1
1989-90	ETSU	1,090-2,176	50.1
1990-91	Appalachian State	939-1,821	51.6
1991-92	Furman	760-1,581	48.1
1992-93	Chattanooga	995-2,059	48.3
1993-94	Davidson	798-1,653	48.3
1994-95	ETSU	810-1,771	45.7
1995-96	Marshall	927-1,874	49.5
1996-97	Appalachian State	718-1,485	48.4
1997-98	Appalachian State	741-1,646	45.0
1998-99	College of Charleston	830-1,702	48.8
1999-00	Appalachian State	915-1,882	48.6
2000-01	College of Charleston	678-1,495	45.4
2001-02	ETSU	822-1,790	45.9
2002-03	Chattanooga	846-1,750	48.3
2003-04	Chattanooga	861-1,751	49.2
2004-05	Furman	754-1,609	46.9
2005-06	Furman	716-1,544	46.4
2006-07	Appalachian State	914-1,909	47.9
2007-08	Appalachian State	780-1,644	47.4
2008-09	College of Charleston	1,014-2,150	47.2
2009-10	Appalachian State	954-2,006	47.6
2010-11	Coll. of Charleston	1,037-2,173	47.7
2011-12	Georgia Southern	749-1,608	46.6
2012-13	Davidson	837-1,813	46.2
2013-14	Davidson	896-1,877	47.7
2014-15	Wofford	818-1,802	45.4
2015-16	ETSU	984-2,135	46.1
2016-17	ETSU	960-1,966	48.8
2017-18	Mercer	878-1,854	47.4
2018-19	Wofford	1,044-2,132	49.0
2019-20	ETSU	919-1,936	47.5
2020-21	Furman	730-1,499	48.7

## 3-POINT FIELD-GOAL PERCENTAGE

Year	FGM-FGA	Pct.	
1980-81	Davidson	12-26	46.2
1981-82	Western Carolina	10-20	50.0
1982-83	ETSU	45-97	46.4
1983-84	Western Carolina	68-159	42.8
1984-85	N/A		
1985-86	N/A		
1986-87	Davidson	138-303	45.5
1987-88	Furman	140-351	39.8
1988-89	The Citadel	153-328	46.6
1989-90	ETSU	285-688	41.4
1990-91	Marshall	179-435	41.1
1991-92	Western Carolina	201-494	40.7
1992-93	Chattanooga	235-618	38.0



# YEARLY STATISTICAL LEADERS



1993-94	Chattanooga	227-597	38.0
1994-95	ETSU	210-550	38.2
1995-96	Western Carolina	204-503	40.6
1996-97	Appalachian State	178-455	39.1
1997-98	Chattanooga	200-551	36.3
1998-99	ETSU	142-374	38.0
1999-00	Appalachian State	200-515	38.8
2000-01	UNCG	184-480	38.3
2001-02	College of Charleston	169-456	37.1
2002-03	Davidson	269-645	41.7
2003-04	Chattanooga	231-615	37.6
2004-05	Furman	267-678	39.4
2005-06	Georgia Southern	206-529	38.9
2006-07	Furman	239-639	37.4
2007-08	Appalachian State	232-603	38.5
2008-09	College of Charleston	300-785	38.2
2009-10	Appalachian State	279-703	39.7
2010-11	Wofford	197-493	40.0
2011-12	Elon	238-671	35.5
2012-13	Davidson	256-694	36.9
2013-14	Davidson	273-726	37.6
2014-15	The Citadel	206-515	40.0
2015-16	Wofford	270-662	40.8
2016-17	Wofford	311-771	40.3
2017-18	Wofford	357-865	41.3
2018-19	Wofford	385-929	41.4
2019-20	Western Carolina	302-818	36.9
2020-21	VMI	270-711	38.0

## FREE-THROW PERCENTAGE

Year		FTM-FTA	Pct.
1953-54	George Washington	604-847	71.3
1954-55	George Washington	615-819	75.1
1955-56	George Washington	640-914	70.0
1956-57	Virginia Tech	546-763	71.6
1957-58	William & Mary	670-922	72.7
1958-59	George Washington	402-534	75.3
1959-60	VMI	337-456	73.9
1960-61	Furman	452-634	71.3
1961-62	Furman	479-650	73.7
1962-63	Davidson	477-641	74.4
1963-64	Davidson	534-722	74.0
1964-65	Richmond	558-745	74.9
1965-66	Davidson	563-739	76.2
1966-67	Davidson	537-709	75.7
1967-68	VMI	413-544	75.9
1968-69	George Washington	418-552	75.7
1969-70	George Washington	498-642	76.0
1970-71	The Citadel	392-536	73.1
1971-72	Davidson	631-847	74.0
1972-73	William & Mary	446-589	75.7
1973-74	Davidson	498-623	78.3
1974-75	Richmond	444-616	72.0
1975-76	Davidson	320-452	70.8
1976-77	VMI	541-753	71.8
1977-78	Furman	557-721	77.3
1978-79	Davidson	463-608	76.2
1979-80	VMI	461-608	75.8
1980-81	Davidson	477-626	76.2
1981-82	Western Carolina	481-623	77.2
1982-83	Furman	361-517	69.8
1983-84	Chattanooga	574-767	74.8
1984-85	Davidson	539-692	77.9
1985-86	Davidson	520-674	77.2
1986-87	VMI	360-483	74.5
1987-88	Davidson	486-679	71.6
1988-89	ETSU	571-768	74.3
1989-90	ETSU	567-757	74.9
1990-91	ETSU	538-752	71.5
1991-92	Furman	515-723	71.2
1992-93	Chattanooga	595-792	75.1
1993-94	Davidson	529-704	75.1
1994-95	Marshall	482-650	74.2
1995-96	VMI	469-623	75.3
1996-97	Western Carolina	491-671	73.2
1997-98	Western Carolina	352-492	71.5
1998-99	College of Charleston	458-649	70.6
1999-00	UNCG	456-618	73.8
2000-01	UNCG	552-718	76.9
2001-02	UNCG	524-702	74.6
2002-03	Davidson	413-531	77.8
2003-04	Chattanooga	510-694	73.5
2004-05	Davidson	468-634	73.8
2005-06	Davidson	416-547	76.1
2006-07	Davidson	499-663	75.3
2007-08	Davidson	411-573	71.7

2008-09	The Citadel	433-605	71.6
2009-10	Coll. of Charleston	323-435	74.3
2010-11	Coll. of Charleston	441-595	74.1
2011-12	Davidson	558-732	76.2
2012-13	Davidson	560-704	79.5
2013-14	Elon	462-639	72.3
2014-15	The Citadel	419-546	76.7
2015-16	Wofford	484-645	75.0
2016-17	Mercer	449-574	78.2
2017-18	Wofford	419-538	77.9
2018-19	The Citadel	385-523	73.6
2019-20	Samford	505-679	74.4
2020-21	Chattanooga	336-429	78.3

## REBOUNDING

Year		No.	Avg.
1954-55	George Washington	1,605	59.7
1955-56	George Washington	1,451	61.6
1956-57	West Virginia	1,506	55.4
1957-58	West Virginia	1,545	56.9
1958-59	Virginia Tech	1,205	56.9
1959-60	Virginia Tech	1,461	56.2
1960-61	William & Mary	1,313	57.2
1961-62	West Virginia	1,749	55.7
1962-63	Davidson	1,254	57.8
1963-64	Davidson	1,176	56.8
1964-65	Davidson	1,229	55.2
1965-66	Davidson	1,210	53.6
1966-67	William & Mary	1,363	54.5
1967-68	Davidson	1,581	54.5
1968-69	West Virginia	1,496	55.5
1969-70	Davidson	1,509	55.9
1970-71	East Carolina	1,315	54.8
1971-72	East Carolina	1,554	53.6
1972-73	Furman	1,589	54.8
1973-74	Furman	1,680	54.2
1974-75	Furman	1,575	54.3
1975-76	VMI	1,265	39.5
1976-77	William & Mary	1,199	39.9
1977-78	Furman	1,198	39.9
1978-79	Furman	1,198	41.3
1979-80	ETSU	1,104	39.4
1980-81	ETSU	1,061	39.3
1981-82	ETSU	1,118	39.9
1982-83	Marshall	1,150	41.1
1983-84	Chattanooga	1,120	36.1
1984-85	Chattanooga	35.3	30.3 +5.0
1985-86	Chattanooga	37.5	33.8 +3.7
1986-87	Western Carolina	38.8	33.0 +5.8
1987-88	Marshall	39.1	34.3 +4.8
1988-89	The Citadel	34.1	30.7 +3.4
1989-90	Marshall	39.5	36.7 +2.8
1990-91	Appalachian State	39.0	34.7 +4.3
1991-92	Chattanooga	43.1	36.4 +6.7
1992-93	Davidson	38.7	34.3 +4.4
1993-94	Davidson	36.1	31.2 +4.9
1994-95	Davidson	36.7	33.6 +3.1
1995-96	Chattanooga	37.5	34.2 +3.3
1996-97	Chattanooga	38.6	31.3 +7.3
1997-98	Furman	36.7	33.3 +3.4
1998-99	Coll. of Charleston	37.6	30.5 +7.2
1999-00	ETSU	36.9	32.9 +4.0
2000-01	Appalachian State	37.8	32.7 +5.1
2001-02	Georgia Southern	41.7	36.0 +5.8
2002-03	Davidson	41.1	34.3 +6.8
2003-04	Davidson	38.4	33.3 +5.1
2004-05	Chattanooga	41.4	30.6 +10.8
2005-06	Coll. of Charleston	41.9	32.8 +9.0
2006-07	Davidson	40.5	34.0 +6.5
2007-08	Chattanooga	39.7	34.0 +5.7
2008-09	Appalachian State	39.4	31.9 +7.5
2009-10	Appalachian State	38.5	30.6 +7.8
2010-11	Chattanooga	38.5	35.3 +3.2
2011-12	Davidson	38.8	32.5 +6.4
2012-13	Coll. of Charleston	37.2	31.7 +5.4
2013-14	Chattanooga	37.4	35.6 +1.8
2014-15	Wofford	32.5	31.1 +1.4
2015-16	Mercer	40.1	31.7 +8.4
2016-17	Mercer	36.7	31.2 +5.5
2017-18	UNCG	37.3	30.5 +6.7
2018-19	ETSU	39.7	29.6 +10.1
2019-20	ETSU	35.5	31.0 +4.5
2020-21	Samford	39.7	36.1 +3.6

## ASSISTS

Year		Assists	G	Avg.
2000-01	College of Charleston	431	29	14.9
2001-02	Western Carolina	438	28	15.6
2002-03	Davidson	460	27	17.0
2003-04	Chattanooga	535	30	17.8
2004-05	Furman	470	29	16.2
2005-06	Davidson	567	31	18.3
2006-07	Davidson	559	34	16.4
2007-08	Davidson	615	36	17.1
2008-09	Davidson	492	35	14.1
2009-10	Davidson	474	31	15.3
2010-11	Wofford	487	34	14.3
2011-12	Chattanooga	456	32	14.3
2012-13	The Citadel	452	30	15.1
2013-14	Elon	442	32	13.8
2014-15	VMI	408	30	13.6
2015-16	The Citadel	498	32	15.6
2016-17	The Citadel	561	33	17.0
2017-18	Samford	530	32	16.6
2018-19	Furman	524	33	15.9
2019-20	VMI	528	33	16.0
2020-21	Furman	416	25	16.6

## BLOCKED SHOTS

Year		Blocks	G	Avg.
2000-01	College of Charleston	147	29	5.1
2001-02	Chattanooga	175	30	5.8
2002-03	ETSU	156	31	5.0
2003-04	ETSU	192	33	5.8
2004-05	UNCG	178	30	5.9
2005-06	UNCG	148	31	4.8
2006-07	UNCG	131	30	4.4
2007-08	Appalachian State	145	31	4.7
2008-09	College of Charleston	149	36	4.1
2009-10	Furman	154	30	5.1
2010-11	College of Charleston	150	37	4.1
2011-12	Appalachian State	125	31	4.0
2012-13	College of Charleston	150	35	4.3
2013-14	Chattanooga	168	33	5.1
2014-15	Chattanooga	203	32	6.3
2015-16	Chattanooga	165	35	4.7
2016-17	Chattanooga	145	31	4.7
2017-18	ETSU	145	34	4.3
2018-19	Furman	137	33	4.2
2019-20	UNCG	139	32	4.3
2020-21	The Citadel	108	25	4.3

## STEALS

Year		Steals	G	Avg.
2000-01	ETSU	279	28	10.0
2001-02	VMI	287	28	10.3
2002-03	ETSU	354	31	11.4
2003-04	ETSU	382	33	11.6
2004-05	Georgia Southern	309	31	10.0
2005-06	UNCG	287	31	9.3
2006-07	Appalachian State	285	33	8.6
2007-08	Georgia Southern	290	32	9.1
2008-09	Western Carolina	298	31	9.6
2009-10	Western Carolina	321	34	9.4
2010-11	Western Carolina	299	33	9.1
2011-12	Western Carolina	284	35	8.1
2012-13	Western Carolina	250	33	7.6
2013-14	Western Carolina	248	34	7.3
2014-15	VMI	255	30	8.5
2015-16	The Citadel	285	32	8.9
2016-17	The Citadel	306	33	9.3
2017-18	The Citadel	301	32	9.4
2018-19	UNCG	315	36	8.8
2019-20	UNCG	299	32	9.3
2020-21	Furman	205	25	8.2


## Coaches Player of the Year

- 1989-90 – Keith Jennings, ETSU
- 1990-91 – Keith Jennings, ETSU
- 1991-92 – Keith Nelson, Chattanooga
- 1992-93 – Tim Brooks, Chattanooga
- 1993-94 – Chad Copeland, Chattanooga
- 1994-95 – Frankie King, Western Carolina
- 1995-96 – Anquell McCollum, Western Carolina
- 1996-97 – Johnny Taylor, Chattanooga
- 1997-98 – Bobby Phillips, Western Carolina
- 1998-99 – Sedic Webber, College of Charleston
- 1999-00 – Tyson Patterson, Appalachian State
- 2000-01 – Jody Lumpkin, College of Charleston
- 2001-02 – Dimeco Childress, ETSU
- 2002-03 – Troy Wheless, College of Charleston
- 2003-04 – Zakee Wadood, ETSU
- 2004-05 – Brendan Winters, Davidson
- 2005-06 – Elton Nesbitt, Georgia Southern
- 2006-07 – Kyle Hines, UNCG
- 2007-08 – Stephen Curry, Davidson
- 2008-09 – Stephen Curry, Davidson
- 2009-10 – Noah Dahlman, Wofford
- 2010-11 – Andrew Goudeock, Coll. of Charleston
- 2011-12 – De'Mon Brooks, Davidson
- 2012-13 – Jake Cohen, Davidson
- 2013-14 – De'Mon Brooks, Davidson
- 2014-15 – Karl Cochran, Wofford
- 2015-16 – Stephen Croone, Furman
- 2016-17 – Devin Sibley, Furman
- 2017-18 – Desonta Bradford, ETSU
- 2018-19 – Fletcher Magee, Wofford
- 2019-20 – Isaiah Miller, UNCG
- 2020-21 – Isaiah Miller, UNCG

## Media Player of the Year (The Malcolm U. Pitt Award)

*The Southern Conference media Player of the Year award is named after Malcolm U. Pitt, who served as director of athletics at Richmond for 25 years before retiring in 1967. Pitt also coached football, track, basketball and baseball at Richmond, the latter for 35 years. He is a member of the American Association of College Baseball Coaches Hall of Fame and the Helms Athletic Foundation Hall of Fame.*

- 1951-52 – Dick Groat, Duke
- 1952-53 – Frank Selvy, Furman
- 1953-54 – Frank Selvy, Furman
- 1954-55 – Darrell Floyd, Furman
- 1955-56 – Darrell Floyd, Furman
- 1956-57 – Rod Hundley, West Virginia
- 1957-58 – Dom Flora, Washington & Lee
- 1958-59 – Jerry West, West Virginia
- 1959-60 – Jerry West, West Virginia
- 1960-61 – Jeff Cohen, William & Mary
- 1961-62 – Rod Thorn, West Virginia
- 1962-63 – Fred Hetzel, Davidson
- 1963-64 – Fred Hetzel, Davidson
- 1964-65 – Fred Hetzel, Davidson
- 1965-66 – Dick Snyder, Davidson
- 1966-67 – Johnny Moates, Richmond
- 1967-68 – Ron Williams, West Virginia
- 1968-69 – Mike Maloy, Davidson
- 1969-70 – Mike Maloy, Davidson
- 1970-71 – Jim Gregory, East Carolina  
Tim Jasper, William & Mary
- 1971-72 – Russ Hunt, Furman
- 1972-73 – Aron Stewart, Richmond



**Davidson's Fred Hetzel is the only three-time winner of the Malcolm U. Pitt Award (Media Player of the Year).**

- 1973-74 – Clyde Mayes, Furman
- 1974-75 – Clyde Mayes, Furman
- 1975-76 – Rodney McKeever, The Citadel
- 1976-77 – Ron Carter, VMI
- 1977-78 – Ron Carter, VMI
- 1978-79 – Jonathan Moore, Furman
- 1979-80 – Jonathan Moore, Furman
- 1980-81 – Charles Payton, Appalachian State
- 1981-82 – Willie White, Chattanooga
- 1982-83 – Troy Lee Mikell, ETSU
- 1983-84 – Regan Truesdale, The Citadel
- 1984-85 – Regan Truesdale, The Citadel
- 1985-86 – Gay Elmore, VMI
- 1986-87 – Gay Elmore, VMI
- 1987-88 – Skip Henderson, Marshall
- 1988-89 – John Taft, Marshall
- 1989-90 – John Taft, Marshall
- 1990-91 – Keith Jennings, ETSU

- 1991-92 – Terry Boyd, Western Carolina
- 1992-93 – Tim Brooks, Chattanooga
- 1993-94 – Frankie King, Western Carolina
- 1994-95 – Frankie King, Western Carolina
- 1995-96 – Anquell McCollum, Western Carolina
- 1996-97 – Johnny Taylor, Chattanooga
- 1997-98 – Chuck Vincent, Furman
- 1998-99 – Sedic Webber, College of Charleston
- 1999-00 – Tyson Patterson, Appalachian State
- 2000-01 – Jody Lumpkin, College of Charleston
- 2001-02 – Jason Conley, VMI
- 2002-03 – Troy Wheless, College of Charleston
- 2003-04 – Zakee Wadood, ETSU
- 2004-05 – Brendan Winters, Davidson
- 2005-06 – Elton Nesbitt, Georgia Southern
- 2006-07 – Kyle Hines, UNCG
- 2007-08 – Stephen Curry, Davidson
- 2008-09 – Stephen Curry, Davidson
- 2009-10 – Donald Sims, Appalachian State
- 2010-11 – Andrew Goudeock, Coll. of Charleston
- 2011-12 – Jake Cohen, Davidson
- 2012-13 – Jake Cohen, Davidson
- 2013-14 – De'Mon Brooks, Davidson
- 2014-15 – Karl Cochran, Wofford
- 2015-16 – Stephen Croone, Furman
- 2016-17 – Devin Sibley, Furman
- 2017-18 – Fletcher Magee, Wofford
- 2018-19 – Fletcher Magee, Wofford
- 2019-20 – Isaiah Miller, UNCG
- 2020-21 – Isaiah Miller, UNCG

## Coaches Freshman of the Year

- 1992-93 – Bill Harder, Furman
- 1993-94 – Lonnie Edwards, Georgia Southern
- 1994-95 – Chuck Vincent, Furman
- 1995-96 – Brent Conley, VMI
- 1996-97 – Landry Kosmalski, Davidson
- 1997-98 – Ian Chadwick, Wofford
- 1998-99 – Casey Rogers, Western Carolina
- 1999-00 – Jarvis Hayes, Western Carolina
- 2000-01 – Jay Joseph, UNCG
- 2001-02 – Jason Conley, VMI
- 2002-03 – Tim Smith, ETSU
- 2003-04 – Quan Prowell, Furman
- 2004-05 – Kyle Hines, UNCG
- 2005-06 – Jermaine Johnson, Coll. of Charleston
- 2006-07 – Stephen Curry, Davidson
- 2007-08 – Cameron Wells, The Citadel
- 2008-09 – Harouna Mutombo, Western Carolina
- 2009-10 – JP Kuhlman, Davidson
- 2010-11 – Trey Sumler, Western Carolina
- 2011-12 – Karl Cochran, Wofford
- 2012-13 – Tim Williams, Samford
- 2013-14 – Tevon Saddler, UNCG
- 2014-15 – Devin Sibley, Furman
- 2015-16 – Fletcher Magee, Wofford
- 2016-17 – Preston Parks, The Citadel
- 2017-18 – Bo Hodges, ETSU
- 2018-19 – Kevin Easley, Chattanooga
- 2019-20 – Keyshaun Langley, UNCG  
Travis Eevee, VMI
- 2020-21 – Damari Monsanto, ETSU

## Media Freshman of the Year

*The Southern Conference Freshman of the Year award was introduced in the 1978-79 season with voting handled by the sports information directors of the league's schools. In*

#SoConHoops





# YEARLY BASKETBALL AWARDS



1979-80, the voting was turned over to the Southern Conference Sports Media Association.

- 1978-79 – Jamie Hall, Davidson
- 1979-80 – Troy Lee Mikell, ETSU
- 1980-81 – George Singleton, Furman
- 1981-82 – Mark Vest, VMI
- 1982-83 – Mike Huffman, VMI
- 1983-84 – Gay Elmore, VMI
- 1984-85 – Skip Henderson, Marshall
- 1985-86 – Darren McDonald, VMI
- 1986-87 – Renard Johnson, VMI
- 1987-88 – Greg Dennis, ETSU
- 1988-89 – Bruce Evans, Furman
- 1989-90 – Derek Waugh, Furman
- 1990-91 – Carey Rich, Western Carolina
- 1991-92 – Malik Hightower, Marshall
- 1992-93 – Bill Harder, Furman
- 1993-94 – Lonnie Edwards, Georgia Southern
- 1994-95 – Chuck Vincent, Furman
- 1995-96 – Brent Conley, VMI
- 1996-97 – Landry Kosmalski, Davidson
- 1997-98 – Ian Chadwick, Wofford
- 1998-99 – Casey Rogers, Western Carolina
- 1999-00 – Jarvis Hayes, Western Carolina
- 2000-01 – Jay Joseph, UNCG
- 2001-02 – Jason Conley, VMI
- 2002-03 – Tim Smith, ETSU
- 2003-04 – Quan Prowell, Furman
- 2004-05 – Kyle Hines, UNCG
- 2005-06 – Jermaine Johnson, Coll. of Charleston
- 2006-07 – Stephen Curry, Davidson
- 2007-08 – Cameron Wells, The Citadel
- 2008-09 – Harouna Mutombo, Western Carolina
- 2009-10 – Jake Cohen, Davidson
- 2010-11 – Trey Sumler, Western Carolina
- 2011-12 – Karl Cochran, Wofford
- 2012-13 – Tim Williams, Samford
- 2013-14 – Isaiah Williams, Samford
- 2014-15 – Devin Sibley, Furman
- 2015-16 – Fletcher Magee, Wofford
- 2016-17 – Preston Parks, The Citadel
- 2017-18 – Bubba Parham, VMI
- 2018-19 – Kevin Easley, Chattanooga
- 2019-20 – Travis Eevee, VMI
- 2020-21 – Damari Monsanto, ETSU

## Coaches Coach of the Year

- 1988-89 – Randy Nesbit, The Citadel
- 1989-90 – Dana Altman, Marshall  
Les Robinson, ETSU
- 1990-91 – Butch Estes, Furman
- 1991-92 – Mack McCarthy, Chattanooga
- 1992-93 – Mack McCarthy, Chattanooga
- 1993-94 – Bob McKillop, Davidson
- 1994-95 – Bart Bellairs, VMI
- 1995-96 – Bob McKillop, Davidson
- 1996-97 – Bob McKillop, Davidson
- 1997-98 – Buzz Peterson, Appalachian State
- 1998-99 – John Kresse, College of Charleston
- 1999-00 – Buzz Peterson, Appalachian State
- 2000-01 – Ed DeChellis, ETSU
- 2001-02 – Ed DeChellis, ETSU
- 2002-03 – Houston Fancher, Appalachian State
- 2003-04 – Murry Bartow, ETSU
- 2004-05 – Bob McKillop, Davidson
- 2005-06 – Ernie Nestor, Elon
- 2006-07 – Bob McKillop, Davidson



**Former College of Charleston head coach Bobby Cremins earned his fourth Anton Foy Award in 2010-11 but first in 30 seasons. He won the award three times as Appalachian State's coach (1975-76, 1977-78 and 1980-81).**

- 2007-08 – Bob McKillop, Davidson
- 2008-09 – Ed Conroy, The Citadel
- 2009-10 – Mike Young, Wofford
- 2010-11 – Bobby Cremins, College of Charleston
- 2011-12 – Bob McKillop, Davidson
- 2012-13 – Bob McKillop, Davidson
- 2013-14 – Mike Young, Wofford
- 2014-15 – Mike Young, Wofford
- 2015-16 – Matt McCall, Chattanooga
- 2016-17 – Niko Medved, Furman
- 2017-18 – Wes Miller, UNCG
- 2018-19 – Mike Young, Wofford
- 2019-20 – Steve Forbes, ETSU
- 2020-21 – Dan Earl, VMI

## Media Coach of the Year (The Anton Foy Award)

*The media Coach of the Year award is named after Anton Foy, the late editor of the Greenville (S.C.) Piedmont. The Furman graduate passed away in 1958 at the age of 38.*

- 1946-47 – Everett Case, North Carolina State
- 1947-48 – Gerry Gerard, Duke
- 1948-49 – Everett Case, North Carolina State
- 1949-50 – Gerry Gerard, Duke
- 1950-51 – Everett Case, North Carolina State
- 1951-52 – Red Brown, West Virginia
- 1952-53 – Murray Greason, Wake Forest
- 1953-54 – Bill Reinhart, George Washington
- 1954-55 – Fred Schaus, West Virginia
- 1955-56 – Chuck Noe, Virginia Tech
- 1956-57 – Norm Sloan, The Citadel
- 1957-58 – Fred Schaus, West Virginia
- 1958-59 – Fred Schaus, West Virginia
- 1959-60 – Fred Schaus, West Virginia
- 1960-61 – George King, West Virginia
- 1961-62 – Chuck Noe, Virginia Tech
- 1962-63 – Lefty Driesell, Davidson

- 1963-64 – Lefty Driesell, Davidson
- 1964-65 – Lefty Driesell, Davidson
- 1965-66 – Lefty Driesell, Davidson
- 1966-67 – Bucky Waters, West Virginia
- 1967-68 – Lewis Mills, Richmond
- 1968-69 – Tom Quinn, East Carolina
- 1969-70 – Terry Holland, Davidson
- 1970-71 – Terry Holland, Davidson
- 1971-72 – Terry Holland, Davidson
- 1972-73 – Joe Williams, Furman
- 1973-74 – Lewis Mills, Richmond
- 1974-75 – Dave Patton, East Carolina
- 1975-76 – Bobby Cremins, Appalachian State
- 1976-77 – Charlie Schmaus, VMI
- 1977-78 – Bobby Cremins, Appalachian State
- 1978-79 – Les Robinson, The Citadel
- 1979-80 – Steve Cottrell, Western Carolina
- 1980-81 – Bobby Cremins, Appalachian State
- 1981-82 – Murray Arnold, Chattanooga
- 1982-83 – Murray Arnold, Chattanooga
- 1983-84 – Rick Huckabay, Marshall
- 1984-85 – Marty Fletcher, VMI
- 1985-86 – Mack McCarthy, Chattanooga
- 1986-87 – Butch Estes, Furman
- 1987-88 – Tom Apke, Appalachian State
- 1988-89 – Randy Nesbit, The Citadel
- 1989-90 – Les Robinson, ETSU
- 1990-91 – Butch Estes, Furman
- 1991-92 – Mack McCarthy, Chattanooga
- 1992-93 – Mack McCarthy, Chattanooga
- 1993-94 – Bob McKillop, Davidson
- 1994-95 – Billy Donovan, Marshall
- 1995-96 – Bob McKillop, Davidson
- 1996-97 – Greg White, Marshall
- 1997-98 – Buzz Peterson, Appalachian State
- 1998-99 – John Kresse, College of Charleston
- 1999-00 – Jeff Price, Georgia Southern

- 2000-01 – Ed DeChellis, ETSU
- 2001-02 – Bob McKillop, Davidson
- 2002-03 – Houston Fancher, Appalachian State
- 2003-04 – Murry Bartow, ETSU
- 2004-05 – Bob McKillop, Davidson
- 2005-06 – Ernie Nestor, Elon
- 2006-07 – Bob McKillop, Davidson
- 2007-08 – Bob McKillop, Davidson
- 2008-09 – Ed Conroy, The Citadel
- 2009-10 – Mike Young, Wofford
- 2010-11 – Bobby Cremins, College of Charleston
- 2011-12 – Wes Miller, UNCG
- 2012-13 – Matt Matheny, Elon
- 2013-14 – Will Wade, Chattanooga
- 2014-15 – Mike Young, Wofford
- 2015-16 – Matt McCall, Chattanooga
- 2016-17 – Niko Medved, Furman
- 2017-18 – Wes Miller, UNCG
- 2018-19 – Mike Young, Wofford
- 2019-20 – Steve Forbes, ETSU
- 2020-21 – Dan Earl, VMI

### Defensive Player of the Year

- 2008-09 – Max Paulhus Gosselin, Davidson
- 2009-10 – Jeremy Simmons, College of Charleston  
Brigham Waginger, Western Carolina
- 2010-11 – Richie Gordon, Western Carolina
- 2011-12 – Brad Loesing, Wofford
- 2012-13 – Nathan Healy, Appalachian State
- 2013-14 – Z. Mason, Chattanooga
- 2014-15 – Justin Tuoyo, Chattanooga
- 2015-16 – Justin Tuoyo, Chattanooga
- 2016-17 – Justin Tuoyo, Chattanooga
- 2017-18 – James Dickey, UNCG
- 2018-19 – Isaiah Miller, UNCG
- 2019-20 – Isaiah Miller, UNCG
- 2020-21 – Isaiah Miller, UNCG

### Tournament Most Outstanding Player

- 1948 – Jere Bunting, William & Mary
- 1949 – Chet Giermak, William & Mary
- 1950 – Sam Ranzino, North Carolina State
- 1951 – Dick Groat, Duke
- 1952 – Dick Groat, Duke
- 1953 – Gene Shue, Maryland
- 1954 – Joe Holup, George Washington
- 1955 – Rod Hundley, West Virginia
- 1956 – Rod Hundley, West Virginia
- 1957 – Lloyd Sharrar, West Virginia
- 1958 – Jerry West, West Virginia
- 1959 – Jerry West, West Virginia
- 1960 – Jerry West, West Virginia
- 1961 – Jon Feldman, George Washington
- 1962 – Rod Thorn, West Virginia
- 1963 – Rod Thorn, West Virginia
- 1964 – Fred Hetzel, Davidson
- 1965 – Fred Hetzel, Davidson
- 1966 – Dick Snyder, Davidson
- 1967 – Johnny Moates, Richmond
- 1968 – Mike Maloy, Davidson
- 1969 – Doug Cook, Davidson
- 1970 – Doug Cook, Davidson
- 1971 – Jerry Martin, Furman
- 1972 – Roy Simpson, Furman
- 1973 – Clyde Mayes, Furman
- 1974 – Aron Stewart, Richmond
- 1975 – Clyde Mayes, Furman
- 1976 – Ron Carter, VMI

- 1977 – Dave Montgomery, VMI
- 1978 – Jonathan Moore, Furman
- 1979 – Darryl Robinson, Appalachian State
- 1980 – Jonathan Moore, Furman
- 1981 – Nick Morken, Chattanooga
- 1982 – Russ Schoene, Chattanooga
- 1983 – Willie White, Chattanooga
- 1984 – LaVerne Evans, Marshall
- 1985 – Gay Elmore, VMI
- 1986 – Gerry Born, Davidson
- 1987 – Derek Rucker, Davidson
- 1988 – Benny Green, Chattanooga
- 1989 – John Taft, Marshall
- 1990 – Keith Jennings, ETSU
- 1991 – Keith Jennings, ETSU
- 1992 – Greg Dennis, ETSU
- 1993 – Tim Brooks, Chattanooga
- 1994 – Chad Copeland, Chattanooga
- 1995 – Frankie King, Western Carolina
- 1996 – Anquell McCollum, Western Carolina
- 1997 – John Brannen, Marshall
- 1998 – Ben Ebong, Davidson
- 1999 – Marshall Phillips, Appalachian State
- 2000 – Tyson Patterson, Appalachian State
- 2001 – Toot Young, Chattanooga
- 2002 – Peter Anderer, Davidson
- 2003 – Tim Smith, ETSU
- 2004 – Tim Smith, ETSU
- 2005 – Mindaugas Katelinas, Chattanooga
- 2006 – Brendan Winters, Davidson
- 2007 – Stephen Curry, Davidson
- 2008 – Stephen Curry, Davidson \*
- 2009 – Stephen McDowell, Chattanooga

- 2010 – Noah Dahlman, Wofford
- 2011 – Noah Dahlman, Wofford
- 2012 – De'Mon Brooks, Davidson
- 2013 – De'Mon Brooks, Davidson
- 2014 – Karl Cochran, Wofford
- 2015 – Lee Skinner, Wofford
- 2016 – Greg Pryor, Chattanooga
- 2017 – T.J. Cromer, ETSU
- 2018 – Francis Alonso, UNCG
- 2019 – Fletcher Magee, Wofford
- 2020 – Isaiah Tisdale, ETSU
- 2021 – Isaiah Miller, UNCG

\* unanimous selection

### Pinnacle Award

*The Pinnacle Award is awarded to the student-athlete with the highest GPA on the championship-winning team for each Southern Conference sport. The award was inaugurated in 2016-17.*

- 2017 – Isaac Banks, ETSU
- 2018 – Justin Jordan, UNCG
- 2019 – Storm Murphy, Wofford
- 2020 – Patrick Good, ETSU
- 2021 – Kobe Langley, UNCG



**Wofford's Noah Dahlman was named the Southern Conference Men's Basketball Championship Most Outstanding Player in back-to-back years after helping the Terriers to consecutive titles in 2010 and 2011.**





# ALL-CONFERENCE TEAMS



**1946-47**

**First Team**

Ed Bartels, North Carolina State  
Bill Cantwell, George Washington  
Buddy Cheek, Davidson  
Dick Dickey, North Carolina State  
Bob Paxton, North Carolina

**Second Team**

Ben Collins, Duke  
Chet Giermak, William & Mary  
Leo Katkaveck, North Carolina State  
Norman Kohler, North Carolina  
Jack McComas, North Carolina State

**1948-49**

**First Team**

Coy Carson, North Carolina  
Dick Dickey, North Carolina State  
Chet Giermak, William & Mary  
Sam Ranzino, North Carolina State  
Corren Youmans, Duke

**Second Team**

Vic Bubas, Duke  
Buddy Cheek, Davidson  
Tommy Hughes, Duke  
Maynard Haithcock, G. Washington  
Stan Najeway, Wake Forest

**1949-50**

**First Team**

Vic Bubas, North Carolina State  
Dick Dickey, North Carolina State  
Chet Giermak, William & Mary  
Sam Ranzino, North Carolina State  
Jim Slaughter, South Carolina

**Second Team**

Dick Groat, Duke  
Hugo Kappler, North Carolina  
John Moffatt, George Washington  
Nemo Nearman, North Carolina  
Stan Najeway, Wake Forest

**1950-51**

**First Team**

Dick Groat, Duke  
Jay Handlan, Washington & Lee  
Sam Ranzino, North Carolina State  
Jim Slaughter, South Carolina  
Mark Workman, West Virginia

**Second Team**

Vic Bubas, North Carolina State  
Paul Horvath, North Carolina State  
Perry Lewis, William & Mary  
Ed McMillan, William & Mary  
Tex Tilson, Virginia Tech

**1951-52**

**First Team**

Dick Groat, Duke  
Dickie Hemric, Wake Forest  
Frank Selvy, Furman  
Lee Terrill, North Carolina State  
Mark Workman, West Virginia

**Second Team**

Bill Chambers, William & Mary  
Jay Handlan, Washington & Lee  
Dwane Morrison, South Carolina  
Johnny Snee, Clemson  
Bobby Speight, North Carolina State

**1952-53**

**First Team**

Dickie Hemric, Wake Forest  
Joe Holup, George Washington  
Frank Selvy, Furman  
Jim Sottille, West Virginia  
Bobby Speight, North Carolina State

**Second Team**

Bill Chambers, William & Mary  
Nield Gordon, Furman

Gene Shue, Maryland  
Mel Thompson, North Carolina State  
Jack Williams, Wake Forest

**1953-54**

Walter Devlin, George Washington  
Ralph Holmes, West Virginia  
Joe Holup, George Washington  
Warren Mills, Richmond  
Frank Selvy, Furman

**1954-55**

Walter Devlin, George Washington  
Darrell Floyd, Furman  
Joe Holup, George Washington  
Rod Hundley, West Virginia  
Warren Mills, Richmond

**1955-56**

Darrell Floyd, Furman  
Ed Harrison, Richmond  
Joe Holup, George Washington  
Rod Hundley, West Virginia  
Bill Matthews, Virginia Tech

**1956-57**

Dom Flora, Washington & Lee  
Rod Hundley, West Virginia  
Lee Marshall, Washington & Lee  
Lloyd Sharrar, West Virginia  
Dick Wright, Furman

**1957-58**

**First Team**

Dom Flora, Washington & Lee  
Gene Guarilia, George Washington  
Roy Lange, William & Mary  
Lloyd Sharrar, West Virginia  
Jerry West, West Virginia

**Second Team**

Bob Ayersman, Virginia Tech  
Howard McDonald, George Washington  
Art Musselman, The Citadel  
Don Vincent, West Virginia  
Dick Wright, Furman

**1958-59**

**First Team**

Bob Ayersman, Virginia Tech  
Roy Lange, William & Mary  
Howard McDonald, George Washington  
Chris Smith, Virginia Tech  
Jerry West, West Virginia

**Second Team**

Jeff Cohen, William & Mary  
Bob Smith, West Virginia  
Bill Telasky, George Washington  
Theryl Willis, Richmond  
Dick Wright, Furman

**1959-60**

**First Team**

Bob Ayersman, Virginia Tech  
Jeff Cohen, William & Mary  
Lee Patrone, West Virginia  
Chris Smith, Virginia Tech  
Jerry West, West Virginia

**Second Team**

Jon Feldman, George Washington  
Norm Halberstadt, VMI  
Lewis Mills, Virginia Tech  
Art Musselman, The Citadel  
Bev Vaughan, William & Mary

**1960-61**

**First Team**

Jeff Cohen, William & Mary  
Gary Daniels, The Citadel  
Chris Smith, Virginia Tech  
Jerry Smith, Furman  
Rod Thorn, West Virginia

**Second Team**

Jon Feldman, George Washington  
Norm Halberstadt, VMI  
Danny Higgins, Richmond  
Bucky Keller, Virginia Tech  
Lee Patrone, West Virginia

**1961-62**

**First Team**

Gary Daniels, The Citadel  
Bucky Keller, Virginia Tech  
Howard Pardue, Virginia Tech  
Jerry Smith, Furman  
Rod Thorn, West Virginia

**Second Team**

Jon Feldman, George Washington  
Gerald Glur, Furman  
Norm Halberstadt, VMI  
Bill Jarman, Davidson  
Jim McCormick, West Virginia

**1962-63**

**First Team**

Gerald Glur, Furman  
Fred Hetzel, Davidson  
Howard Pardue, Virginia Tech  
Jerry Smith, Furman  
Rod Thorn, West Virginia

**Second Team**

Roger Bergey, William & Mary  
Bill Blair, VMI  
Bill Jarman, Davidson  
Jim McCormick, West Virginia  
Lee Melear, Virginia Tech

**1963-64**

**First Team**

Bill Blair, VMI  
Fred Hetzel, Davidson  
Tom Lowry, West Virginia  
Howard Pardue, Virginia Tech  
John Telepo, Richmond

**Second Team**

Joe Adamitis, George Washington  
Terry Holland, Davidson  
Dave Hunter, William & Mary  
Paul Long, Virginia Tech  
Dick Snyder, Davidson

**1964-65**

**First Team**

Fred Hetzel, Davidson  
Mickey McDade, Virginia Tech  
Charlie Schmaus, VMI  
Dick Snyder, Davidson  
Tom Tenwick, Richmond

**Second Team**

Bob Camp, West Virginia  
Don Davidson, Davidson  
Joe Kruszewski, VMI  
Barry Teague, Davidson  
John Wetzel, Virginia Tech

**1965-66**

**First Team**

Johnny Moates, Richmond  
Ben Pomeroy, William & Mary  
Charlie Schmaus, VMI  
Dick Snyder, Davidson  
Ron Williams, West Virginia

**Second Team**

Herwig Baumann, The Citadel  
Rodney Knowles, Davidson  
John Lesher, West Virginia  
Robin Porter, VMI  
Don Webster, Furman  
Spike Welsh, Richmond

**1966-67**

**First Team**

Tom Green, Richmond

Carl Head, West Virginia  
Rodney Knowles, Davidson  
Johnny Moates, Richmond  
Ben Pomeroy, William & Mary  
Ron Williams, West Virginia

**Second Team**

Wayne Huckel, Davidson  
Joe Lalli, George Washington  
Steve Lawrence, Furman  
Ron Panneton, William & Mary  
Dave Reaser, West Virginia

**1967-68**

**First Team**

Dick Esleeck, Furman  
Wilton Ford, Richmond  
Mike Maloy, Davidson  
Bob Sherwood, William & Mary  
Ron Williams, West Virginia

**Second Team**

Carey Bailey, West Virginia  
Doug Cook, Davidson  
Wayne Huckel, Davidson  
John Kemper, VMI  
Steve Powers, VMI

**1968-69**

**First Team**

Dick Esleeck, Furman  
Kenny Foster, Richmond  
Jerry Kroll, Davidson  
Mike Maloy, Davidson  
Bob Tallent, George Washington

**Second Team**

Doug Cook, Davidson  
Richard Keir, East Carolina  
John Mitchell, VMI  
Dave Moser, Davidson  
Tee Hooper, The Citadel

**1969-70**

**First Team**

Bryan Adrian, Davidson  
Doug Cook, Davidson  
Mike Maloy, Davidson  
Tom Miller, East Carolina  
Mike Tallent, George Washington

**Second Team**

Joe Brunson, Furman  
Jerry Hirsch, The Citadel  
Jerry Kroll, Davidson  
Jim Modlin, East Carolina  
Bob Sherwood, William & Mary

**1970-71**

**First Team**

Mike Anastasio, Richmond  
Jim Gregory, East Carolina  
Russ Hunt, Furman  
Tom Jasper, William & Mary  
Joe Sutter, Davidson

**Second Team**

Steve Dodge, William & Mary  
Jan Essenburg, VMI  
Al Faber, East Carolina  
Ben Ledbetter, The Citadel  
Eric Minkin, Davidson

**1971-72**

**First Team**

John Falconi, Davidson  
Russ Hunt, Furman  
Roy Simpson, Furman  
John Sutor, The Citadel  
Joe Sutter, Davidson

**Second Team**

Jim Fairley, East Carolina  
Steve Fishel, The Citadel  
Eric Minkin, Davidson  
Jerome Owens, East Carolina



# ALL-CONFERENCE TEAMS

Jeff Trammell, William & Mary

### 1972-73 First Team

John Falconi, Davidson  
Steve Fishel, The Citadel  
Fessor Leonard, Furman  
Clyde Mayes, Furman  
Aron Stewart, Richmond

### Second Team

Mike Arizin, William & Mary  
Stan Davis, Appalachian State  
Greg Dunn, Davidson  
Earl Quash, East Carolina  
Roy Simpson, Furman

### 1973-74 First Team

Greg Dunn, Davidson  
Fessor Leonard, Furman  
Clyde Mayes, Furman  
Aron Stewart, Richmond  
Nicky White, East Carolina

### Second Team

Mike Arizin, William & Mary  
Stan Davis, Appalachian State  
Bob McCurdy, Richmond  
Rodney McKeever, The Citadel  
Mike Sorrentino, Davidson

### 1974-75 First Team

Fessor Leonard, Furman  
Bob McCurdy, Richmond  
Rodney McKeever, The Citadel  
Clyde Mayes, Furman  
Ron Satterthwaite, William & Mary

### Second Team

Gregg Ashorn, East Carolina  
Greg Dunn, Davidson  
Robert Geter, East Carolina  
John Krovic, VMI  
Craig Lynch, Furman

### 1975-76 First Team

Ron Carter, VMI  
John Lowenhaupt, William & Mary  
Rodney McKeever, The Citadel  
Ray Miller, Furman  
Jim Strickland, Furman

### Second Team

Jeff Butler, Richmond  
Will Bynum, VMI  
Kevin Eastman, Richmond  
Earl Garner, East Carolina  
Darryl Robinson, Appalachian State  
Ron Satterthwaite, William & Mary

### 1976-77 First Team

Will Bynum, VMI  
Ron Carter, VMI  
John Gerdy, Davidson  
Bruce Grimm, Furman  
Jonathan Moore, Furman

### Second Team

Larry Hunt, East Carolina  
John Krovic, VMI  
John Lowenhaupt, William & Mary  
Jim Strickland, Furman  
Rick Swing, The Citadel

### 1977-78 First Team

Ron Carter, VMI  
John Gerdy, Davidson  
Bunny Gibson, Marshall  
Jonathan Moore, Furman  
Tony Searcy, Appalachian State

### Second Team

Al Daniel, Furman  
Bruce Grimm, Furman  
Dave Montgomery, VMI  
Darryl Robinson, Appalachian State  
Bubba Wilson, Western Carolina

### 1978-79 First Team

Al Daniel, Furman  
John Gerdy, Davidson  
Mel Hubbard, Appalachian State  
Jonathan Moore, Furman  
Darryl Robinson, Appalachian State  
Rick Swing, The Citadel

### Second Team

Bunny Gibson, Marshall  
Randy Nesbit, The Citadel  
Keith Parker, Chattanooga  
Raymond Person, Western Carolina  
Tom Slawson, The Citadel

### 1979-80 First Team

Rich DiBenedetto, Davidson  
Mel Daniel, Furman  
Greg Dennis, Western Carolina  
Andy Kolesar, VMI  
Jonathan Moore, Furman

### Second Team

Randy Nesbit, The Citadel  
Charles Payton, Appalachian State  
Tom Slawson, The Citadel  
Kenny Trimier, Western Carolina  
Greg White, Marshall

### 1980-81 First Team

Ronnie Carr, Western Carolina  
Mel Daniel, Furman  
Todd Haynes, Davidson  
Charles Payton, Appalachian State  
Eric Smith, Chattanooga

### Second Team

Rich DiBenedetto, Davidson  
Greg Dennis, Western Carolina  
Troy Lee Mikell, ETSU  
George Singleton, Furman  
Greg White, Marshall

### 1981-82 First Team

Ronnie Carr, Western Carolina  
Greg Dennis, Western Carolina  
Charles Payton, Appalachian State  
Cliff Tribus, Davidson  
Willie White, Chattanooga

### Second Team

Mel Daniel, Furman  
Troy Lee Mikell, ETSU  
Nick Morken, Chattanooga  
Russ Schoene, Chattanooga  
Winfred Reid, ETSU

### 1982-83 First Team

Troy Lee Mikell, ETSU  
George Singleton, Furman  
Kenny Trimier, Western Carolina  
Willie White, Chattanooga  
Kenny Wilson, Davidson

### Second Team

Felipe de las Pozas, The Citadel  
Sam Henry, Marshall  
Charles Jones, Marshall  
Winfred King, ETSU  
Stanford Strickland, Chattanooga  
Cliff Tribus, Davidson

### 1983-84

#### First Team

LaVerne Evans, Marshall  
George Singleton, Furman  
Regan Truesdale, The Citadel  
Willie White, Chattanooga  
Kenny Wilson, Davidson

#### Second Team

Gay Elmore, VMI  
Quinton Lytle, Western Carolina  
Stanford Strickland, Chattanooga  
David Wade, Marshall  
Gerald Wilkins, Chattanooga

### 1984-85

#### First Team

Gay Elmore, VMI  
Skip Henderson, Marshall  
Quinton Lytle, Western Carolina  
Regan Truesdale, The Citadel  
Gerald Wilkins, Chattanooga

#### Second Team

Glenn Clyburn, Appalachian State  
Noel Gilliard, Furman  
Clifford Morgan, Chattanooga  
Derek Rucker, Davidson  
Cedric Wins, VMI

### 1985-86

#### First Team

Gay Elmore, VMI  
Leroy Gasque, Western Carolina  
Skip Henderson, Marshall  
Derek Rucker, Davidson  
Wes Stallings, ETSU

#### Second Team

Gerry Born, Davidson  
Calvin Cannady, ETSU  
Rod Davis, Appalachian State  
Lance Fulse, Chattanooga  
Carliss Jeter, Chattanooga

### 1986-87

#### First Team

Gay Elmore, VMI  
Lance Fulse, Chattanooga  
Skip Henderson, Marshall  
Rodney Holden, Marshall  
Derek Rucker, Davidson

#### Second Team

Craig Burgess, The Citadel  
Tom Curry, Marshall  
Jeff Himes, Davidson  
James Hunter, Chattanooga  
Dwayne Lewis, Marshall

### 1987-88

#### First Team

John Castile, Furman  
Tom Curry, Marshall  
Skip Henderson, Marshall  
Jeff Himes, Davidson  
Derek Rucker, Davidson

#### Second Team

David Brown, Furman  
Greg Dennis, ETSU  
Lance Fulse, Chattanooga  
Rodney Holden, Marshall  
Kemp Phillips, Appalachian State

### 1988-89

#### First Team

Daren Chandler, Chattanooga  
Greg Dennis, ETSU  
Sam Gibson, Appalachian State  
John Taft, Marshall  
Ramon Williams, VMI

#### Second Team

Chris Behrends, Chattanooga  
Patrick Elmore, The Citadel

Bennie Goettie, Western Carolina  
Keith Jennings, ETSU  
Damon Williams, VMI

### 1989-90 Coaches

Greg Dennis, ETSU  
Patrick Elmore, The Citadel  
Bruce Evans, Furman  
Sam Gibson, Appalachian State  
Keith Jennings, ETSU  
Derrick Kirce, Chattanooga  
Omar Roland, Marshall  
John Taft, Marshall  
Calvin Talford, ETSU  
Damon Williams, VMI  
Ramon Williams, VMI

### 1989-90 Media

**First Team**  
Greg Dennis, ETSU  
Patrick Elmore, The Citadel  
Keith Jennings, ETSU  
John Taft, Marshall  
Damon Williams, VMI

### Second Team

Sam Gibson, Appalachian State  
Derrick Kirce, Chattanooga  
Omar Roland, Marshall  
Calvin Talford, ETSU  
Ramon Williams, VMI

### 1990-91 Coaches

Terry Boyd, Western Carolina  
Bruce Evans, Furman  
Greg Fittz, VMI  
Keith Jennings, ETSU  
Derrick Kirce, Chattanooga  
Ted Mosay, The Citadel  
Keith Nelson, Chattanooga  
Steve Spurlock, Appalachian State  
John Taft, Marshall  
Calvin Talford, ETSU

### 1990-91 Media

**First Team**  
Bruce Evans, Furman  
Keith Jennings, ETSU  
Derrick Kirce, Chattanooga  
Keith Nelson, Chattanooga  
John Taft, Marshall

### Second Team

Chris Bass, Furman  
Terry Boyd, Western Carolina  
Greg Fittz, VMI  
Steve Spurlock, Appalachian State  
Calvin Talford, ETSU

### 1991-92 Coaches

Terry Boyd, Western Carolina  
Tim Brooks, Chattanooga  
Rodney English, ETSU  
Bruce Evans, Furman  
Robert Gaines, Western Carolina  
Hal Henderson, Furman  
Keith Nelson, Chattanooga  
Jonathan Penn, VMI  
Lewis Preston, VMI  
Steve Spurlock, Appalachian State  
Calvin Talford, ETSU

### 1991-92 Media

**First Team**  
Terry Boyd, Western Carolina  
Tim Brooks, Chattanooga  
Rodney English, ETSU  
Keith Nelson, Chattanooga  
Calvin Talford, ETSU

#SoConHoops



# ALL-CONFERENCE TEAMS



## Second Team

Greg Dennis, ETSU  
Bruce Evans, Furman  
Hal Henderson, Furman  
Jonathan Penn, VMI  
Lewis Preston, VMI  
LeVert Threats, Chattanooga

## 1992-93 Coaches

Tim Brooks, Chattanooga  
Robert Gaines, Western Carolina  
Jerry Pelphrey, ETSU  
Tyrone Phillips, Marshall  
Lewis Preston, VMI  
Gary Robb, Chattanooga  
Bill Ross, Appalachian State  
Trazel Silvers, ETSU  
Derek Waugh, Furman  
Charlton Young, Georgia Southern

## 1992-93 Media First Team

Tim Brooks, Chattanooga  
Tyrone Phillips, Marshall  
Billy Ross, Appalachian State  
Derek Waugh, Furman  
Charlton Young, Georgia Southern

## Second Team

Robert Gaines, Western Carolina  
Jerry Pelphrey, ETSU  
Lewis Preston, VMI  
Gary Robb, Chattanooga  
Trazel Silvers, ETSU

## 1993-94 Coaches

Brandon Born, Chattanooga  
Chad Copeland, Chattanooga  
Brian Edwards, Furman  
Reggie Jones, The Citadel  
Frankie King, Western Carolina  
Chad McClendon, Appalachian State  
Shawn Moore, Marshall  
Janko Narat, Davidson  
Trazel Silvers, ETSU  
Brandon Williams, Davidson

## 1993-94 Media First Team

Brandon Born, Chattanooga  
Chad Copeland, Chattanooga  
Frankie King, Western Carolina  
Chad McClendon, Appalachian State  
Janko Narat, Davidson

## Second Team

Brian Edwards, Furman  
Shawn Moore, Marshall  
Gary Robb, Chattanooga  
Trazel Silvers, ETSU  
Brandon Williams, Davidson

## 1994-95 Coaches

Brandon Born, Chattanooga  
Lawrence Gullette, VMI  
Maurio Hanson, Chattanooga  
Steve Harris, Furman  
Frankie King, Western Carolina  
Chad McClendon, Appalachian State  
Anquell McCollum, Western Carolina  
Moncrief Michael, The Citadel  
Shawn Moore, Marshall  
Tony Patterson, ETSU

## 1994-95 Media First Team

Frankie King, Western Carolina  
Shawn Moore, Marshall  
Chad McClendon, Appalachian State  
Brandon Born, Chattanooga

Anquell McCollum, Western Carolina

## Second Team

Roger Smith, Chattanooga  
Lawrence Gullette, VMI  
Tony Patterson, ETSU  
Steve Harris, Furman  
Maurio Hanson, Chattanooga

## 1995-96 Coaches

Anquell McCollum, Western Carolina  
Brandon Williams, Davidson  
Keith Veney, Marshall  
Lawrence Gullette, VMI  
Quinn Harwood, Davidson  
Johnny Taylor, Chattanooga  
Chuck Vincent, Furman  
Noy Castillo, The Citadel  
Kareem Livingston, Appalachian State  
John Brown, Marshall

## 1995-96 Media First Team

Brandon Williams, Davidson  
Anquell McCollum, Western Carolina  
Johnny Taylor, Chattanooga  
Lawrence Gullette, VMI  
Quinn Harwood, Davidson

## Second Team

Kareem Livingston, Appalachian State  
Keith Veney, Marshall  
Chris Alpert, Davidson  
Chuck Vincent, Furman  
Jason Williams, Marshall

## 1996-97 Coaches

Johnny Taylor, Chattanooga  
John Brannen, Marshall  
Keith Veney, Marshall  
Junior Braswell, Appalachian State  
Chuck Vincent, Furman  
Narcisse Ewodo, Davidson  
Willie Young, Chattanooga  
Bobby Phillips, Western Carolina  
Darryl Faulkner, VMI  
Mark Donnelly, Davidson

## 1996-97 Media First Team

Johnny Taylor, Chattanooga  
John Brannen, Marshall  
Keith Veney, Marshall  
Junior Braswell, Appalachian State  
Chuck Vincent, Furman

## Second Team

Narcisse Ewodo, Davidson  
Willie Young, Chattanooga  
Sidney Coles, Marshall  
Bobby Phillips, Western Carolina  
Chris Mims, Chattanooga  
Darryl Faulkner, VMI

## 1997-98 Coaches

Chuck Vincent, Furman  
Mark Donnelly, Davidson  
Kareem Livingston, Appalachian State  
Bobby Phillips, Western Carolina  
Darryl Faulkner, VMI  
Greg Stephens, ETSU  
Demetrius Cherry, UNCG  
David Phillips, Chattanooga  
Jamie Jenkins, The Citadel  
Marshall Phillips, Appalachian State

## 1997-98 Media First Team

Chuck Vincent, Furman  
Mark Donnelly, Davidson

Kareem Livingston, Appalachian State  
Bobby Phillips, Western Carolina  
Darryl Faulkner, VMI

## Second Team

Greg Stephens, ETSU  
Jason Bell, VMI  
Demetrius Cherry, UNCG  
David Phillips, Chattanooga  
Jamie Jenkins, The Citadel

## 1998-99 Coaches

Marshall Phillips, Appalachian State  
Tyson Patterson, Appalachian State  
Sedric Webber, College of Charleston  
Danny Johnson, College of Charleston  
Landry Kosmalski, Davidson  
Ali Ton, Davidson  
Greg Stephens, ETSU  
Daniel Quigley, Furman  
Jason Bell, VMI  
Ian Chadwick, Wofford

## 1998-99 Media First Team

Sedric Webber, College of Charleston  
Greg Stephens, ETSU  
Jason Bell, VMI  
Ian Chadwick, Wofford  
Marshall Phillips, Appalachian State

## Second Team

Landry Kosmalski, Davidson  
Ali Ton, Davidson  
Jermel President, College of Charleston  
Danny Johnson, College of Charleston  
Tyson Patterson, Appalachian State

## 1999-00 Coaches

Tyson Patterson, Appalachian State  
Landry Kosmalski, Davidson  
Ian Chadwick, Wofford  
Rufus Leach, Appalachian State  
Jody Lumpkin, College of Charleston  
Jeff Bolton, College of Charleston  
Rashun Coleman, Chattanooga  
Oliver Morton, Chattanooga  
Stephen Marshall, Davidson  
Demetrius Cherry, UNCG

## 1999-00 Media First Team

Ian Chadwick, Wofford  
Tyson Patterson, Appalachian State  
Jody Lumpkin, College of Charleston  
Stephen Marshall, Davidson  
Demetrius Cherry, UNCG

## Second Team

Rufus Leach, Appalachian State  
Jeff Bolton, College of Charleston  
Rashun Coleman, Chattanooga  
Landry Kosmalski, Davidson  
Julius Jenkins, Georgia Southern

## Third Team

Oliver Morton, Chattanooga  
Karim Souchu, Furman  
Hamp Jones, Georgia Southern  
Dondrell Whitmore, Western Carolina  
Jarvis Hayes, Western Carolina

## 2000-01 Coaches

Ian Chadwick, Wofford  
Jody Lumpkin, College of Charleston  
Jeff Bolton, College of Charleston  
Oliver Morton, Chattanooga  
Karim Souchu, Furman  
Julius Jenkins, Georgia Southern  
Courtney Eldridge, UNCG  
Eric Mann, VMI  
Dimeco Childress, ETSU  
Kashien Latham, Georgia Southern

## 2000-01 Media First Team

Ian Chadwick, Wofford  
Jody Lumpkin, College of Charleston  
Eric Mann, VMI  
Karim Souchu, Furman  
Courtney Eldridge, UNCG

## Second Team

Jeff Bolton, College of Charleston  
Julius Jenkins, Georgia Southern  
Oliver Morton, Chattanooga  
Cory Largent, Western Carolina  
Kashien Latham, Georgia Southern



College of Charleston guard Jeff Bolton earned all-conference honors three times from 1999-00 to 2001-02.

### Third Team

Dimeco Childress, ETSU  
 Josh Shehan, Appalachian State  
 Donald Payne, Appalachian State  
 David Schuck, UNCG  
 Mike Lenzly, Wofford

### 2001-02 Coaches

Jeff Bolton, College of Charleston  
 Chris Pearson, Davidson  
 Dimeco Childress, ETSU  
 Zakee Wadood, ETSU  
 Guilherme Da Luz, Furman  
 Sean Peterson, Georgia Southern  
 Courtney Eldridge, UNCG  
 David Schuck, UNCG  
 Jason Conley, VMI  
 Kevin Martin, Western Carolina

### 2001-02 Media

#### First Team

Jeff Bolton, College of Charleston  
 Dimeco Childress, ETSU  
 Sean Peterson, Georgia Southern  
 Courtney Eldridge, UNCG  
 Jason Conley, VMI

#### Second Team

Travis Cantrell, The Citadel  
 Chris Pearson, Davidson  
 Zakee Wadood, ETSU  
 David Schuck, UNCG  
 Kevin Martin, Western Carolina

### Third Team

Toot Young, Chattanooga  
 Guilherme Da Luz, Furman  
 Karim Souchu, Furman  
 James Maye, UNCG  
 Mike Lenzly, Wofford

### 2002-03 Coaches

Graham Bunn, Appalachian State  
 Shawn Hall, Appalachian State  
 Ashley Champion, Chattanooga  
 Troy Wheless, College of Charleston  
 Wayne Bernard, Davidson  
 Zakee Wadood, ETSU  
 Karim Souchu, Furman  
 Julius Jenkins, Georgia Southern  
 Kevin Martin, Western Carolina  
 Mike Lenzly, Wofford

### 2002-03 Media

#### First Team

Shawn Hall, Appalachian State  
 Troy Wheless, College of Charleston  
 Karim Souchu, Furman  
 Julius Jenkins, Georgia Southern  
 Kevin Martin, Western Carolina

#### Second Team

Ashley Champion, Chattanooga  
 Wayne Bernard, Davidson  
 Zakee Wadood, ETSU  
 Mike Lenzly, Wofford  
 Radee Skipworth, VMI

### Third Team

Graham Bunn, Appalachian State  
 Guilherme Da Luz, Furman  
 James Maye, UNCG  
 Lee Nixon, Wofford  
 Thomas Mobley, College of Charleston

### 2003-04 Coaches

Zakee Wadood, ETSU  
 Tim Smith, ETSU  
 Thomas Mobley, College of Charleston  
 Kevin Martin, Western Carolina  
 Brendan Winters, Davidson

Ashley Champion, Chattanooga  
 Maleye Ndoye, Furman  
 Frank Bennett, Georgia Southern  
 Jerald Fields, ETSU  
 Terry Williams, Georgia Southern

### 2003-04 Media First Team

Zakee Wadood, ETSU  
 Kevin Martin, Western Carolina  
 Tim Smith, ETSU  
 Ashley Champion, Chattanooga  
 Brendan Winters, Davidson

#### Second Team

Thomas Mobley, College of Charleston  
 Frank Bennett, Georgia Southern  
 Jackson Atoyebi, Elon  
 Maleye Ndoye, Furman  
 Jerald Fields, ETSU

### Third Team

Jay Joseph, UNCG  
 Ronnie Burrell, UNCG  
 Howard Wilkerson, Wofford  
 Terry Williams, Georgia Southern  
 Tony Mitchell, College of Charleston

### 2004-05 Coaches

Brendan Winters, Davidson  
 Elton Nesbitt, Georgia Southern  
 Tim Smith, ETSU  
 Tony Mitchell, College of Charleston  
 Mindaugas Katelinas, Chattanooga  
 Logan Kosmalski, Davidson  
 Ronnie Burrell, UNCG  
 Kyle Hines, UNCG  
 Jean Francois, Georgia Southern  
 Terry Williams, Georgia Southern

### 2004-05 Media First Team

Brendan Winters, Davidson  
 Elton Nesbitt, Georgia Southern  
 Tim Smith, ETSU  
 Tony Mitchell, College of Charleston  
 Mindaugas Katelinas, Chattanooga

#### Second Team

Logan Kosmalski, Davidson  
 Ronnie Burrell, UNCG  
 Jean Francois, Georgia Southern  
 Terry Williams, Georgia Southern  
 Tyler Berg, Wofford

### Third Team

Kyle Hines, UNCG  
 Chris Brown, Chattanooga  
 D.J. Thompson, Appalachian State  
 Moussa Diagne, Furman  
 David Berghoefer, Western Carolina

### 2005-06 Coaches

D.J. Thompson, Appalachian State  
 Dontaye Draper, College of Charleston  
 Ian Johnson, Davidson  
 Brendan Winters, Davidson  
 Chris Chalko, Elon  
 Moussa Diagne, Furman  
 Elton Nesbitt, Georgia Southern  
 Ricky Hickman, UNCG  
 Kyle Hines, UNCG  
 Howard Wilkerson, Wofford

### 2005-06 Media First Team

D.J. Thompson, Appalachian State  
 Dontaye Draper, College of Charleston  
 Brendan Winters, Davidson  
 Elton Nesbitt, Georgia Southern  
 Kyle Hines, UNCG



**Brandon Giles of Western Carolina was an all-conference selection by the coaches in both 2007-08 and 2009-10.**

#### Second Team

Ian Johnson, College of Charleston  
 Chris Chalko, Elon  
 Robby Bostain, Furman  
 Ricky Hickman, UNCG  
 Howard Wilkerson, Wofford

#### Third Team

Josh Jackson, College of Charleston  
 Kenny Grant, Davidson  
 Moussa Diagne, Furman  
 Louis Graham, Georgia Southern  
 Donte Gennie, Georgia Southern  
 Shane Nichols, Wofford

### 2006-07 Coaches

Kyle Hines, UNCG  
 D.J. Thompson, Appalachian State  
 Dontaye Draper, College of Charleston  
 Stephen Curry, Davidson  
 Nick Aldridge, Western Carolina  
 Jason Richards, Davidson  
 Donte Gennie, Georgia Southern  
 Moussa Diagne, Furman  
 LeVonn Jordan, Elon  
 Robbie Bostain, Furman

### 2006-07 Media First Team

Kyle Hines, UNCG  
 D.J. Thompson, Appalachian State  
 Dontaye Draper, College of Charleston  
 Stephen Curry, Davidson  
 Nick Aldridge, Western Carolina

#### Second Team

Jason Richards, Davidson  
 Louis Graham, Georgia Southern  
 Thomas Sander, Davidson  
 Donte Gennie, Georgia Southern  
 Moussa Diagne, Furman

#### Third Team

Keddrick Mayes, Chattanooga  
 Jeremy Clayton, Appalachian State  
 LeVonn Jordan, Elon

Ricky Hickman, UNCG  
 David Lawrence, College of Charleston

### 2007-08 Coaches

Stephen Curry, Davidson  
 Kyle Hines, UNCG  
 Louis Graham, Georgia Southern  
 Jason Richards, Davidson  
 Donte Minter, Appalachian State  
 Nicchaeus Doaks, Chattanooga  
 Stephen McDowell, Chattanooga  
 Drew Gibson, Wofford  
 Brandon Giles, Western Carolina  
 Brett James, Elon

### 2007-08 Media

#### First Team

Stephen Curry, Davidson  
 Kyle Hines, UNCG  
 Louis Graham, Georgia Southern  
 Jason Richards, Davidson  
 Donte Minter, Appalachian State

#### Second Team

Nicchaeus Doaks, Chattanooga  
 Brandon Giles, Western Carolina  
 Stephen McDowell, Chattanooga  
 Jermaine Johnson, College of Charleston  
 Andrew Goudelock, College of Charleston

#### Third Team

Tony White Jr., College of Charleston  
 Ola Atoyebi, Elon  
 Thomas Sander, Davidson  
 Drew Gibson, Wofford  
 Jeremy Clayton, Appalachian State

### 2008-09 Coaches

Kellen Brand, Appalachian State  
 Stephen Curry, Davidson  
 Noah Dahlman, Wofford  
 Nicchaeus Doaks, Chattanooga  
 Andrew Goudelock, Coll. of Charleston  
 Andrew Lovedale, Davidson  
 Stephen McDowell, Chattanooga



# ALL-CONFERENCE TEAMS



Harouna Mutombo, Western Carolina  
Demetrius Nelson, The Citadel  
Cameron Wells, The Citadel

## 2008-09

### Media

#### First Team

Stephen Curry, Davidson  
Noah Dahlman, Wofford  
Andrew Goude-lock, Coll. of Charleston  
Stephen McDowell, Chattanooga  
Demetrius Nelson, The Citadel

#### Second Team

Kellen Brand, Appalachian State  
Nicchaeus Doaks, Chattanooga  
Andrew Lovedale, Davidson  
Harouna Mutombo, Western Carolina  
Cameron Wells, The Citadel

#### Third Team

Ola Atoyebi, Elon  
Brandon Giles, Western Carolina  
Jermaine Johnson, Coll. of Charleston  
Jordan Miller, Furman  
Junior Salters, Wofford

## 2009-10

### Coaches

Donald Sims, Appalachian State  
Andrew Goude-lock, Coll. of Charleston  
Jeremy Simmons, Coll. of Charleston  
Cameron Wells, The Citadel  
Amu Saaka, Furman  
Willie Powers, Georgia Southern  
Ben Stywall, UNCG  
Brandon Giles, Western Carolina  
Noah Dahlman, Wofford  
Tim Johnson, Wofford

## 2009-10

### Media

#### First Team

Donald Sims, Appalachian State  
Andrew Goude-lock, Coll. of Charleston  
Cameron Wells, The Citadel  
Ben Stywall, UNCG  
Noah Dahlman, Wofford

#### Second Team

Jeremy Simmons, Coll. of Charleston  
Adam Constantine, Elon  
Amu Saaka, Furman  
Ty Patterson, Chattanooga  
Brandon Giles, Western Carolina

#### Third Team

Donavan Monroe, Coll. of Charleston  
Willie Powers, Georgia Southern  
Jake Robinson, Western Carolina  
Brigham Waginger, Western Carolina  
Jamar Diggs, Wofford  
Tim Johnson, Wofford

## 2010-11

### Coaches

Omar Carter, Appalachian State  
Donald Sims, Appalachian State  
Andrew Goude-lock, Coll. of Charleston  
Donavan Monroe, Coll. of Charleston  
Cameron Wells, The Citadel  
Chris Long, Elon  
Amu Saaka, Furman  
Omar Wattad, Chattanooga  
Mike Williams, Western Carolina  
Noah Dahlman, Wofford

## 2010-11

### Media

#### First Team

Donald Sims, Appalachian State  
Andrew Goude-lock, Coll. of Charleston  
Cameron Wells, The Citadel  
Amu Saaka, Furman  
Noah Dahlman, Wofford

## Second Team

Omar Carter, Appalachian State  
Chris Long, Elon  
Keegan Bell, Chattanooga  
Omar Wattad, Chattanooga  
Mike Williams, Western Carolina

## Third Team

Donavan Monroe, Coll. of Charleston  
Jeremy Simmons, Coll. of Charleston  
Ben Drayton III, Georgia Southern  
Tim Johnson, Wofford  
Cameron Rundles, Wofford

## 2011-12

### Coaches

Trent Wiedeman, Coll. of Charleston  
Antwaine Wiggins, Coll. of Charleston  
Mike Groselle, The Citadel  
De'Mon Brooks, Davidson  
Jake Cohen, Davidson  
Jack Isenbarger, Elon  
Eric Ferguson, Georgia Southern  
Travis Simpson, UNCG  
Kevin Giltner, Wofford  
Brad Loesing, Wofford

## 2011-12

### Media

#### First Team

De'Mon Brooks, Davidson  
Jake Cohen, Davidson  
Eric Ferguson, Georgia Southern  
Travis Simpson, UNCG  
Brad Loesing, Wofford

#### Second Team

Mike Groselle, The Citadel  
Andrew Lawrence, Coll. of Charleston  
Antwaine Wiggins, Coll. of Charleston  
Jack Isenbarger, Elon  
Kevin Giltner, Wofford

#### Third Team

Trent Wiedeman, Coll. of Charleston  
Nik Cochran, Davidson  
Willie Powers III, Georgia Southern  
Derrell Armstrong, UNCG  
Drew Windler, Samford

## 2012-13

### Coaches

Nathan Healy, Appalachian State  
Andrew Lawrence, Coll. of Charleston  
Mike Groselle, The Citadel  
De'Mon Brooks, Davidson  
Jake Cohen, Davidson  
Jack Isenbarger, Elon  
Lucas Troutman, Elon  
Travis Simpson, UNCG  
Raijon Kelly, Samford  
Trey Sumler, Western Carolina

## 2012-13

### Media

#### First Team

De'Mon Brooks, Davidson  
Jake Cohen, Davidson  
Lucas Troutman, Elon  
Travis Simpson, UNCG  
Trey Sumler, Western Carolina

#### Second Team

Nathan Healy, Appalachian State  
Mike Groselle, The Citadel  
Andrew Lawrence, Coll. of Charleston  
Raijon Kelly, Samford  
Karl Cochran, Wofford

#### Third Team

Nik Cochran, Davidson  
Jack Isenbarger, Elon  
Eric Ferguson, Georgia Southern  
Tim Williams, Samford  
Z. Mason, Chattanooga

## 2013-14

### Coaches

De'Mon Brooks, Davidson  
Lucas Troutman, Elon  
Stephen Croone, Furman  
Jelani Hewitt, Georgia Southern  
Kyle Cain, UNCG  
Tim Williams, Samford  
Casey Jones, Chattanooga  
Z. Mason, Chattanooga  
Trey Sumler, Western Carolina  
Karl Cochran, Wofford

## 2013-14

### Media

#### First Team

De'Mon Brooks, Davidson  
Lucas Troutman, Elon  
Z. Mason, Chattanooga  
Trey Sumler, Western Carolina  
Karl Cochran, Wofford

#### Second Team

Brian Sullivan, Davidson  
Stephen Croone, Furman  
Jelani Hewitt, Georgia Southern  
Kyle Cain, UNCG  
Tim Williams, Samford

#### Third Team

Tyler Kalinoski, Davidson  
Sebastian Koch, Elon  
Tre Bussey, Georgia Southern  
Casey Jones, Chattanooga  
Lee Skinner, Wofford

## 2014-15

### Coaches

Ashton Moore, The Citadel  
Jalen Riley, ETSU  
Stephen Croone, Furman  
Darius Moten, Mercer  
Ike Nwamu, Mercer  
Casey Jones, Chattanooga  
Justin Tuoyo, Chattanooga  
James Sinclair, Western Carolina  
Karl Cochran, Wofford  
Lee Skinner, Wofford

## 2014-15

### Media

#### First Team

Ashton Moore, The Citadel  
Jalen Riley, ETSU  
Casey Jones, Chattanooga  
James Sinclair, Western Carolina  
Karl Cochran, Wofford

#### Second Team

Stephen Croone, Furman  
Darius Moten, Mercer  
Ike Nwamu, Mercer  
Justin Tuoyo, Chattanooga  
Lee Skinner, Wofford

#### Third Team

Rashawn Rember, ETSU  
Tevon Saddler, UNCG  
Darius Jones-Gibson, Samford  
Greg Pryor, Chattanooga  
Spencer Collins, Wofford

## 2015-16

### Coaches

T.J. Cromer, ETSU  
Ge'Lawn Guyn, ETSU  
Stephen Croone, Furman  
Stephen Jelks, Mercer  
R.J. White, UNCG  
Tre' McLean, Chattanooga  
Justin Tuoyo, Chattanooga  
QJ Peterson, VMI  
Mike Brown, Western Carolina  
Spencer Collins, Wofford

## 2015-16

### Media

#### First Team

Ge'Lawn Guyn, ETSU  
Stephen Croone, Furman  
Tre' McLean, Chattanooga  
Q.J. Peterson, VMI  
Spencer Collins, Wofford

#### Second Team

T.J. Cromer, ETSU  
Stephen Jelks, Mercer  
Justin Tuoyo, Chattanooga



UNCG's Travis Simpson was a two-time All-SoCon selection, earning the honor in 2011-12 and 2012-13.

Mike Brown, Western Carolina  
Torrion Brummitt, Western Carolina

### Third Team

Derrick Henry, The Citadel  
Diante Baldwin, UNCG  
R.J. White, UNCG  
Darius Jones-Gibson, Samford  
Fletcher Magee, Wofford

### 2016-17

#### Coaches First Team

T.J. Cromer, ETSU  
Devin Sibley, Furman  
Justin Tuoyo, Chattanooga  
Eric Garcia, Wofford  
Fletcher Magee, Wofford

### Second Team

Kris Acox, Furman  
Ria'n Holland, Mercer  
Francis Alonso, UNCG  
Diante Baldwin, UNCG  
QJ Peterson, VMI

### Third Team

Desonta Bradford, ETSU  
R.J. White, UNCG  
Demetrius Denzel-Dyson, Samford  
Wyatt Walker, Samford  
Tre' McLean, Chattanooga

### 2016-17

#### Media First Team

T.J. Cromer, ETSU  
Devin Sibley, Furman  
QJ Peterson, VMI  
Eric Garcia, Wofford  
Fletcher Magee, Wofford

### Second Team

Kris Acox, Furman  
Ria'n Holland, Mercer  
Francis Alonso, UNCG  
Diante Baldwin, UNCG  
Justin Tuoyo, Chattanooga

### Third Team

Preston Parks, The Citadel  
R.J. White, UNCG  
Demetrius Denzel-Dyson, Samford  
Wyatt Walker, Samford  
Tre' McLean, Chattanooga

### 2017-18

#### Coaches First Team

Zane Najdawi, The Citadel  
Desonta Bradford, ETSU  
Devin Sibley, Furman  
Francis Alonso, UNCG  
Fletcher Magee, Wofford

### Second Team

Jalan McCloud, ETSU  
James Dickey, UNCG  
Justin Coleman, Samford  
Mike Amius, Western Carolina  
Cameron Jackson, Wofford

### Third Team

Daniel Fowler, Furman  
Matt Rafferty, Furman  
Jordan Strawberry, Mercer  
Marvin Smith, UNCG  
Demetrius Denzel-Dyson, Samford

### 2017-18

#### Media First Team

Zane Najdawi, The Citadel  
Desonta Bradford, ETSU  
Devin Sibley, Furman  
Francis Alonso, UNCG

Fletcher Magee, Wofford

### Second Team

Stephon Jelks, Mercer  
Jordan Strawberry, Mercer  
James Dickey, UNCG  
Marvin Smith, UNCG  
Demetrius Denzel-Dyson, Samford  
Cameron Jackson, Wofford

### Third Team

Jalan McCloud, ETSU  
Daniel Fowler, Furman  
Matt Rafferty, Furman  
Justin Coleman, Samford  
Mike Amius, Western Carolina

### 2018-19

#### Coaches First team

Matt Rafferty, Furman  
Francis Alonso, UNCG  
Isaiah Miller, UNCG  
Cameron Jackson, Wofford  
Fletcher Magee, Wofford

### Second team

Lew Stallworth, The Citadel  
Jeremy Rodriguez, ETSU  
Ross Cummings, Mercer  
Josh Sharkey, Samford  
Bubba Parham, VMI

### Third team

Patrick Good, ETSU  
Bo Hodges, ETSU  
Jordan Lyons, Furman  
Kevin Easley, Chattanooga  
Carlos Dotson, Western Carolina

### 2018-19

#### Media First team

Jeremy Rodriguez, ETSU  
Matt Rafferty, Furman  
Francis Alonso, UNCG  
Cameron Jackson, Wofford  
Fletcher Magee, Wofford

### Second team

Lew Stallworth, The Citadel  
Ross Cummings, Mercer  
Isaiah Miller, UNCG  
Josh Sharkey, Samford  
Bubba Parham, VMI

### Third team

Zane Najdawi, The Citadel  
Bo Hodges, ETSU  
Jordan Lyons, Furman  
James Dickey, UNCG  
Carlos Dotson, Western Carolina

### 2019-20

#### Coaches First team

Bo Hodges, ETSU  
Jordan Lyons, Furman  
Isaiah Miller, UNCG  
Carlos Dotson, Western Carolina  
Mason Faulkner, Western Carolina

### Second team

Tray Boyd III, ETSU  
Djordje Dimitrijevic, Mercer  
Ethan Stair, Mercer  
Matt Ryan, Chattanooga  
Nathan Hoover, Wofford

### Third team

Noah Gurley, Furman  
Clay Mounce, Furman  
James Dickey, UNCG  
Josh Sharkey, Samford  
Ramon Vila, Chattanooga



*Chattanooga's Justin Tuoyo was a three-time All-SoCon selection from 2014-15 to 2016-17. He was also the SoCon Defensive Player of the Year in each of those seasons.*

### 2019-20

#### Media First team

Tray Boyd III, ETSU  
Jordan Lyons, Furman  
Djordje Dimitrijevic, Mercer  
Isaiah Miller, UNCG  
Carlos Dotson, Western Carolina

### Second team

Bo Hodges, ETSU  
Ethan Stair, Mercer  
Josh Sharkey, Samford  
Matt Ryan, Chattanooga  
Mason Faulkner, Western Carolina

### Third team

Noah Gurley, Furman  
Clay Mounce, Furman  
James Dickey, UNCG  
Ramon Vila, Chattanooga  
Nathan Hoover, Wofford

### 2020-21

#### Coaches First team

Hayden Brown, The Citadel  
Ledarius Brewer, ETSU  
Isaiah Miller, UNCG  
Malachi Smith, Chattanooga  
Storm Murphy, Wofford

### Second team

Mike Bothwell, Furman  
Noah Gurley, Furman  
Ross Cummings, Mercer  
David Jean-Baptiste, Chattanooga  
Greg Parham, VMI

### Third team

Kaiden Rice, The Citadel  
Clay Mounce, Furman  
Neftali Alvarez, Mercer  
Jake Stephens, VMI  
Mason Faulkner, Western Carolina

### 2020-21

#### Media First team

Hayden Brown, The Citadel  
Ledarius Brewer, ETSU  
Isaiah Miller, UNCG

Greg Parham, VMI  
Storm Murphy, Wofford

### Second team

Kaiden Rice, The Citadel  
Mike Bothwell, Furman  
Noah Gurley, Furman  
David Jean-Baptiste, Chattanooga  
Malachi Smith, Chattanooga  
Jake Stephens, VMI

### Third team

Damari Monsanto, ETSU  
Clay Mounce, Furman  
Neftali Alvarez, Mercer  
Ross Cummings, Mercer  
Mason Faulkner, Western Carolina

#SoConHoops



# ALL-FRESHMAN TEAMS



SOCONSPORTS.COM

## 1977-78

Rodney Arnold, Furman  
Rich DiBenedetto, Davidson  
Chris Dodds, Davidson  
Ken Labanowski, Marshall  
Keith Parker, Chattanooga  
Greg White, Marshall

## 1978-79

Greg Dennis, Western Carolina  
**Jamie Hall, Davidson**  
Charles Payton, Appalachian State  
Robert Price, Marshall  
George Washington, Marshall

## 1979-80

Ronnie Carr, Western Carolina  
Randy Harris, Chattanooga  
**Troy Lee Mikell, ETSU**  
Michael Hunt, Furman  
Kenny Trimier, Western Carolina

## 1980-81

Wade Capehart, Appalachian State  
John Gullickson, Davidson  
**George Singleton, Furman**  
David Wade, Marshall  
Willie White, Chattanooga

## 1981-82

Cedric Cokely, Western Carolina  
Tim Criswell, Furman  
Noel Gilliard, Furman  
**Mark Vest, VMI**  
Cedric Wins, VMI

## 1982-83

Dave Conrady, Furman  
Rod Davis, Appalachian State  
**Mike Huffman, VMI**  
Jim McConkey, Davidson  
Clifford Waddy, Western Carolina

## 1983-84

**Gay Elmore, VMI**  
Chris Heineman, Davidson  
Shawn Reid, Furman  
Richard Rogers, Western Carolina  
David Vaught, ETSU

## 1984-85

John Castile, Furman  
Andre Gault, Western Carolina  
**Skip Henderson, Marshall**  
Jeff Himes, Davidson  
Derek Rucker, Davidson

## 1985-86

Willie Allen, Appalachian State  
Joey Brooks, Furman  
Leon Bryant, The Citadel  
**Darren McDonald, VMI**  
Floyd Showers, Western Carolina

## 1986-87

**Renard Johnson, VMI**  
Kemp Phillips, Appalachian State  
Jay Schmitt, Davidson  
Jimmy Stewart, Appalachian State  
Ramon Williams, VMI

## 1987-88

**Greg Dennis, ETSU**  
Keith Jennings, ETSU  
Rodney Peel, Appalachian State  
John Taft, Marshall  
Andy Paul Williamson, Marshall

## 1988-89

Percy Covington, VMI  
David Donerlson, Western Carolina  
**Bruce Evans, Furman**  
Hal Henderson, Furman  
Donald Jenkins, Chattanooga  
Calvin Talford, ETSU

## 1989-90

Eric Dailey, Western Carolina  
Aaron Nichols, The Citadel  
Billy Ross, Appalachian State  
Harold Simmons, Marshall  
**Derek Waugh, Furman**  
Maceo Williams, Chattanooga

## 1990-91

Brian Edwards, Furman  
Ricky Nedd, Appalachian State  
**Carey Rich, Western Carolina**  
Trazel Silvers, ETSU  
Lamar Wright, The Citadel

## 1991-92

Reese Dudley, ETSU  
Tim Ford, Western Carolina  
**Malik Hightower, Marshall**  
Bobby Jones, VMI  
Chad McClendon, Appalachian State

## 1992-93

Chris Alpert, Davidson  
Lawrence Gullette, VMI  
**Bill Harder, Furman**  
Brian Hege, Appalachian State  
Anquell McCollum, Western Carolina

## 1993-94

**Lonnie Edwards, Georgia Southern**  
Darryl Faulkner, VMI  
Corrie Johnson, ETSU  
Warren Johnson, VMI  
Moncrief Michael, The Citadel

## 1994-95

Ray Minlend, Davidson  
Matt Newman, The Citadel  
Brian Tauog, VMI  
**Chuck Vincent, Furman**  
Kareem Livingston, Appalachian State

## 1995-96

**Brent Conley, VMI**  
Jason Williams, Marshall  
Andre Kerr, Furman  
Virgil Stevens, The Citadel  
Jason Stewart, Furman

## 1996-97

**Landry Kosmalski, Davidson**  
Derrick Wright, Marshall  
Ryan Wilson, ETSU  
David Phillips, Chattanooga  
Hamp Jones, Georgia Southern

## 1997-98

Otis Donald, Chattanooga  
Adrian Meeks, ETSU  
Marcus Dilligard, Furman  
**Ian Chadwick, Wofford**  
Stacy Ervin, Western Carolina  
Nathan Jameson, UNCG

## 1998-99

Rod Shiver, The Citadel  
Alan Puckett, The Citadel  
Kyle Julius, Furman  
James Maye, UNCG  
**Casey Rogers, Western Carolina**

## 1999-00

Leighton Bowie, Coll. of Charleston  
Wayne Bernard, Davidson  
Karim Souchu, Furman  
Julius Jenkins, Georgia Southern  
**Jarvis Hayes, Western Carolina**

## 2000-01

**Jay Joseph, UNCG**  
Radee Skipworth, VMI  
Rans Brempong, Western Carolina  
Frank Bennett, Georgia Southern  
Noah Brown, Appalachian State

## 2001-02

Tony Mitchell, College of Charleston  
Tiras Wade, ETSU  
Terry Williams, Georgia Southern  
**Jason Conley, VMI**  
Kevin Martin, Western Carolina  
Justin Stephens, Wofford

## 2002-03

Alphonso Pugh, Chattanooga  
Brendan Winter, Davidson  
Ian Johnson, Davidson  
**Tim Smith, ETSU**  
Tyler Berg, Wofford

## 2003-04

**Quan Prowell, Furman**  
Matt Nowlin, Elon  
Robby Bostain, Furman  
Moussa Diagne, Furman  
J'Mel Everhart, The Citadel

## 2004-05

**Kyle Hines, UNCG**  
Warren McLendon, The Citadel  
Louis Graham, Georgia Southern  
Brian Waters, Elon  
Trey Hopkins, Western Carolina

## 2005-06

**Jermaine Johnson, Coll. of Charleston**  
Brett James, Elon  
Stanley Jones, Furman  
Jadee Jones, Furman  
David McClenny, UNCG

## 2006-07

**Stephen Curry, Davidson**  
Nick Aldridge, Western Carolina  
Jake Robinson, Western Carolina  
Junior Salters, Wofford  
Ben Stywall, UNCG

## 2007-08

### Coaches

Andrew Goudeock, Coll. of Charleston  
Donald Sims, Appalachian State  
**Cameron Wells, The Citadel**  
Willie Powers, Georgia Southern  
Austin Dahn, The Citadel

### Media

**Cameron Wells, The Citadel**  
Andrew Goudeock, Coll. of Charleston  
Donald Sims, Appalachian State  
Willie Powers, Georgia Southern  
Justin Dehm, Furman

## 2008-09

### Coaches

John Brown, The Citadel  
Ben Drayton III, Georgia Southern  
Damian Eargle, UNCG  
**Harouna Mutombo, Western Carolina**  
Brad Loesing, Wofford


## 2009-10

### Coaches

Willis Hall, College of Charleston  
Harrison DuPont, The Citadel  
Jake Cohen, Davidson  
**JP Kuhlman, Davidson**  
Kyle Randall, UNCG

### Media

Willis Hall, College of Charleston  
Harrison DuPont, The Citadel  
**Jake Cohen, Davidson**  
JP Kuhlman, Davidson  
Kyle Randall, UNCG



**VMI's Jason Conley was voted the league's player and freshman of the year in 2001-02. Also an all-freshman and all-conference selection that season, he led the nation in scoring at 29.3 points per game, the eighth-best mark in league history.**

## 2010-11 Coaches

Trent Wiedeman, Coll. of Charleston  
Lucas Troutman, Elon  
Eric Ferguson, Georgia Southern  
Trevis Simpson, UNCG  
**Trey Sumler, Western Carolina**

## Media

Trent Wiedeman, Coll. of Charleston  
Jack Isenbarger, Elon  
Eric Ferguson, Georgia Southern  
Trevis Simpson, UNCG  
**Trey Sumler, Western Carolina**

## 2011-12 Coaches

Adjehi Baru, College of Charleston  
Austin Hamilton, Elon  
Tyler Hood, Samford  
Raijon Kelly, Samford  
**Karl Cochran, Wofford**

## Media

Adjehi Baru, College of Charleston  
Austin Hamilton, Elon  
Tyler Hood, Samford  
Raijon Kelly, Samford  
**Karl Cochran, Wofford**

## 2012-13 Coaches

Matt Van Scyoc, The Citadel  
Clide Geffrard Jr., Samford  
**Tim Williams, Samford**  
Gee McGhee, Chattanooga  
Spencer Collins, Wofford

## Media

Matt Van Scyoc, The Citadel  
Clide Geffrard Jr., Samford  
**Tim Williams, Samford**  
Gee McGhee, Chattanooga  
Spencer Collins, Wofford

## 2013-14 Coaches

Brian White, The Citadel  
Jack Gibbs, Davidson  
**Tevon Saddler, UNCG**  
Isaiah Williams, Samford  
Eric Garcia, Wofford

## Media

Brian White, The Citadel  
William Gates Jr., Furman  
Tevon Saddler, UNCG  
**Isaiah Williams, Samford**  
Eric Garcia, Wofford

## 2014-15 Coaches

Jake Wright, The Citadel  
Daniel Fowler, Furman  
**Devin Sibley, Furman**  
Stephon Jelks, Mercer  
Christen Cunningham, Samford

## Media

Jake Wright, The Citadel  
Daniel Fowler, Furman  
**Devin Sibley, Furman**  
Christen Cunningham, Samford  
Evan Taylor, Samford

## 2015-16 Coaches

Matt Rafferty, Furman  
Francis Alonso, UNCG  
Matt Rose, Samford  
Wyatt Walker, Samford  
**Fletcher Magee, Wofford**



Tyler Hood was one of two Samford players to earn all-freshman honors in 2011-12. Hood and classmate Raijon Kelly, who were picked by both the coaches and media, became the first Bulldogs to take the honor in program history. Samford joined the league for the 2008-09 season.

## Media

Zane Najdawi, The Citadel  
Matt Rafferty, Furman  
Francis Alonso, UNCG  
Wyatt Walker, Samford  
**Fletcher Magee, Wofford**

## 2016-17 Coaches

**Preston Parks, The Citadel**  
Jordan Lyons, Furman  
James Dickey, UNCG  
Josh Sharkey, Samford  
Nathan Hoover, Wofford

## Media

**Preston Parks, The Citadel**  
Josh Sharkey, Samford  
James Dickey, UNCG  
Nathan Hoover, Wofford  
Kaelon Harris, The Citadel  
Triston Chambers, Samford

## 2017-18 Coaches

Mladen Armus, ETSU  
**Bo Hodges, ETSU**  
Isaiah Miller, UNCG  
Bubba Parham, VMI  
Storm Murphy, Wofford

## Media

Bo Hodges, ETSU  
Isaiah Miller, UNCG  
**Bubba Parham, VMI**  
Matt Halvorsen, Western Carolina  
Storm Murphy, Wofford

## 2018-19 Coaches

Daivien Williamson, ETSU  
Noah Gurley, Furman  
Robert Allen, Samford  
**Kevin Easley, Chattanooga**  
Kameron Gibson, Western Carolina

## Media

Daivien Williamson, ETSU  
Noah Gurley, Furman  
Robert Allen, Samford  
**Kevin Easley, Chattanooga**  
Kameron Gibson, Western Carolina

## 2019-20 Coaches

Fletcher Abee, The Citadel  
Kamar Robertson, Mercer  
**Keyshaun Langley, UNCG**  
**Travis Eevee, VMI**  
Messiah Jones, Wofford

## Media

Fletcher Abee, The Citadel  
Kamar Robertson, Mercer  
Keyshaun Langley, UNCG  
**Travis Eevee, VMI**  
Messiah Jones, Wofford

## 2020-21 Coaches

**Damari Monsanto, ETSU**  
A.J. Staton-McCray, Samford  
Trey Bonham, VMI  
Sam Godwin, Wofford  
Morgan Safford, Wofford

## Media

**Damari Monsanto, ETSU**  
A.J. Staton-McCray, Samford  
Trey Bonham, VMI  
Max Klesmit, Wofford  
Morgan Safford, Wofford

***Bold italics denotes SoCon Freshman of the Year***

#SoConHoops



# PLAYERS OF THE WEEK



## 1968-69

- Week 6 Johnny Mitchell, VMI
  - Week 7 Mike O'Neill, DAV
  - Week 8 Dick Esleack, FUR
  - Week 9 Mike Maloy, DAV
- NOTE: Information for weeks 1-5 and weeks 10-11 is not available.*

## 1969-70

- Week 1 Kenny Foster, RICH
- Week 2 Bob Sherwood, W&M
- Week 3 Joe Brunson, FUR
- Week 4 Bryan Adrian, DAV
- Week 5 Tom Miller, ECU
- Week 6 Doug Cook, DAV
- Week 7 Mike Maloy, DAV
- Week 8 Walt Szczerbak, GWU
- Week 9 Bryan Adrian, DAV
- Week 10 Jim Fairley, ECU

## 1970-71

- Week 1 Russ Hunt, FUR
- Week 2 Joe Sutter, DAV
- Week 3 Ben Ledbetter, CIT
- Week 4 Mike Anastasio, RICH
- Week 5 Steve Kirley, DAV
- Week 6 Tom Jasper, W&M
- Week 7 Jim Gregory, ECU
- Week 8 Russ Hunt, FUR
- Week 9 Jan Essenburg, VMI
- Week 10 Joe Sutter, DAV

## 1971-72

- Week 1 Russ Hunt, FUR
- Week 2 John Falconi, DAV
- Week 3 Joe Sutter, DAV
- Week 4 Jim Fairley, ECU
- Week 5 Jerome Owens, ECU
- Week 6 John Falconi, DAV
- Week 7 Russ Hunt, FUR
- Week 8 Roy Simpson, FUR
- Week 9 Russ Hunt, FUR
- Week 10 Jim Fairley, ECU
- Week 11 Bob Frank, VMI

## 1972-73

- Week 1 Fessor Leonard, FUR
- Week 2 Matt Courage, W&M
- Week 3 T.J. Pecorak, DAV
- Week 4 Aron Stewart, RICH
- Week 5 Fessor Leonard, FUR
- Week 6 Aron Stewart, RICH
- Week 7 Aron Stewart, RICH
- Week 8 Dave Franklin, ECU
- Week 9 Mike Arizin, W&M
- Week 10 Aron Stewart, RICH

## 1973-74

- Week 1 Fessor Leonard, FUR
- Week 2 Mike Arizin, W&M
- Week 3 John Falconi, DAV
- Week 4 Clyde Mayes, FUR
- Week 5 Stan Davis, APP
- Week 6 Aron Stewart, RICH
- Week 7 Stan Davis, APP
- Week 8 Clyde Mayes, FUR
- Week 9 Clyde Mayes, FUR
- Week 10 Aron Stewart, RICH
- Week 11 Aron Stewart, RICH

## 1974-75

- Week 1 Larry Horowitz, DAV
- Week 2 Eric Gray, RICH
- Week 3 Clyde Mayes, FUR

- Week 4 Clyde Mayes, FUR
- Week 5 Bob McCurdy, RICH
- Week 6 Gregg Ashorn, ECU
- Week 7 Buzzy Braman, ECU
- Week 8 Craig Lynch, FUR
- Week 9 Clyde Mayes, FUR
- Week 10 Bob McCurdy, RICH
- Week 11 John Lowenhaupt, W&M

## 1975-76

- Week 1 Ron Satterthwaite, W&M
- Week 2 John Krovic, VMI
- Week 3 Reggie Lee, ECU
- Week 4 Jim Strickland, FUR
- Week 5 Dave Montgomery, VMI
- Week 6 Jeff Butler, RICH
- Week 7 Ron Carter, VMI
- Week 8 Darryl Robinson, APP
- Week 9 Ron Satterthwaite, W&M
- Week 10 John Lowenhaupt, W&M
- Week 11 Ray Miller, FUR

## 1976-77

- Week 1 Jonathan Moore, FUR
- Week 2 Darryl Robinson, APP
- Week 3 Walter Anderson, APP
- Week 4 Ron Carter, VMI
- Week 5 Bruce Grimm, FUR
- Week 6 Louis Crosby, ECU
- Week 7 Ron Carter, VMI
- Week 8 Larry Hunt, ECU
- Week 9 John Gerdy, DAV
- Week 10 Will Bynum, VMI
- Week 11 Rick Swing, CIT

## 1977-78

- Week 1 Chris Dodds, DAV
- Week 2 Darryl Robinson, APP
- Week 3 Renaldo Lawrence, APP
- Week 4 John Gerdy, DAV
- Week 5 Ron Carter, VMI
- Week 6 John Gerdy, DAV
- Week 7 Tony Searcy, APP
- Week 8 Harley Major, MAR
- Week 9 Jonathan Moore, FUR
- Week 10 Ron Carter, VMI
- Week 11 Bubba Wilson, WCU
- Week 12 Tony Searcy, APP

## 1978-79

- Week 1 Tom Slawson, CIT
- Week 2 Darryl Robinson, APP
- Week 3 Jonathan Moore, FUR
- Week 4 Jonathan Moore, FUR
- Week 5 Rick Swing, CIT
- Week 6 Jonathan Moore, FUR
- Week 7 George Washington, MAR
- Week 8 John Gerdy, DAV
- Week 9 Jonathan Moore, FUR
- Week 10 Darryl Robinson, APP
- Week 11 John Gerdy, DAV
- Week 12 Tom Slawson, CIT

## 1979-80

- Week 1 Rich DiBenedetto, DAV
- Week 2 Ronnie Carr, WCU
- Week 3 James Campbell, MAR
- Week 4 Eric Smith, UTC
- Week 5 Greg Dennis, WCU
- Week 6 Andy Kolesar, VMI
- Week 7 Mel Daniel, FUR
- Week 8 Jonathan Moore, FUR
- Week 9 Greg Dennis, WCU
- Week 10 Troy Lee Mikell, ETSU

- Week 11 Greg Dennis, WCU
- Week 12 Jonathan Moore, FUR

## 1980-81

- Week 1 George Washington, MAR
- Week 2 Todd Haynes, DAV
- Week 3 Troy Lee Mikell, ETSU
- Week 4 Charles Jones, MAR
- Week 5 Todd Haynes, DAV
- Week 6 Rich DiBenedetto, DAV
- Week 7 George Singleton, FUR
- Week 8 Larry Caldwell, WCU
- Week 9 Mel Daniel, FUR
- Week 10 Charles Payton, APP
- Week 11 George Singleton, FUR
- Week 12 LaVerne Evans, MAR

## 1981-82

- Week 1 John Fitch, APP
- Week 2 David Wade, MAR
- Week 3 Russ Schoene, UTC
- Week 4 Cliff Tribus, DAV
- Week 5 Nick Morken, UTC
- Week 6 Ronnie Carr, WCU
- Week 7 Greg Dennis, WCU
- Week 8 Willie White, UTC
- Week 9 Aaron Douglas, ETSU
- Week 10 Willie White, UTC
- Week 11 George Singleton, FUR
- Week 12 Cliff Tribus, DAV

## 1982-83

- Week 1 George Singleton, FUR
- Week 2 Kenny Wilson, DAV
- Week 3 Willie White, UTC
- Week 4 Troy Lee Mikell, ETSU
- Week 5 Cliff Tribus, DAV
- Week 6 Winfred King, ETSU
- Week 7 Kenny Trimier, WCU
- Week 8 Regan Truesdale, CIT
- Week 9 Stanford Strickland, UTC
- Week 10 Troy Lee Mikell, ETSU
- Week 11 George Singleton, FUR
- Week 12 Troy Lee Mikell, ETSU
- Week 13 Willie White, UTC

## 1983-84

- Week 1 Quinton Lytle, WCU
- Week 2 Willie White, UTC
- Week 3 Stanford Strickland, UTC
- Week 4 Gerald Wilkins, UTC
- Week 5 Kenny Wilson, DAV
- Week 6 Regan Truesdale, CIT
- Week 7 George Singleton, FUR
- Week 8 Gay Elmore, VMI
- Week 9 Regan Truesdale, CIT
- Week 10 Wade Capehart, APP
- Week 11 Quentin Moore, WCU

## 1984-85

- Week 1 Regan Truesdale, CIT
- Week 2 Regan Truesdale, CIT
- Week 3 Greg Dolan, APP
- Week 4 Gay Elmore, VMI
- Week 5 Calvin Cannady, ETSU
- Week 6 Gerald Wilkins, UTC
- Week 7 Derek Rucker, DAV
- Week 8 Regan Truesdale, CIT
- Week 9 Skip Henderson, MAR
- Week 10 Skip Henderson, MAR
- Week 11 Clifford Morgan, UTC

## 1985-86

- Week 1 Gay Elmore, VMI

- Week 2 Darryl Ivery, UTC
- Week 3 Kent Hill, CIT
- Week 4 Wes Stallings, ETSU
- Week 5 Skip Henderson, MAR
- Week 6 Wes Stallings, ETSU
- Week 7 Gay Elmore, VMI
- Week 8 Kent Hill, CIT
- Week 9 Skip Henderson, MAR
- Week 10 Rod Davis, APP
- Week 11 Leroy Gasque, WCU
- Week 12 Clifford Waddy, WCU

## 1986-87


- Week 1 Gay Elmore, VMI
- Week 2 John Castile, FUR
- Week 3 Jeff Himes, DAV
- Week 4 Leon Bryant, CIT
- Week 5 Darryl Ivery, UTC
- Week 6 Derek Rucker, DAV
- Week 7 Skip Henderson, MAR
- Week 8 Rodney Holden, MAR
- Week 9 Chris Heineman, DAV
- Week 10 Tom Curry, MAR
- Week 11 Gay Elmore, VMI
- Week 12 Lance Fulse, UTC

## 1987-88

- Week 1 Joey Brooks, FUR
- Week 2 Lance Fulse, UTC
- Week 3 Tom Curry, MAR
- Week 4 Morris Lyons, UTC
- Week 5 John Castile, FUR
- Week 6 Derek Rucker, DAV
- Week 7 Chad Keller, ETSU
- Week 8 Skip Henderson, MAR
- Week 9 Skip Henderson, MAR
- Week 10 Keith Jennings, ETSU
- Week 11 Skip Henderson, MAR
- Week 12 Kent Hill, CIT

## 1988-89

- Week 1 John Taft, MAR
- Week 2 Keith Jennings, ETSU
- Week 3 Benny Green, UTC



*The Citadel's Regan Truesdale earned six player of the week awards from 1982-85.*

- Week 4 John Taft, MAR
- Week 5 Bennie Goettie, WCU
- Week 6 Daren Chandler, UTC
- Week 7 Damon Williams, VMI  
Ramon Williams, VMI
- Week 8 David Donerlson, WCU
- Week 9 Bruce Evans, FUR
- Week 10 Patrick Elmore, CIT
- Week 11 Chris Behrends, UTC
- Week 12 Bennie Goettie, WCU

**1989-90**

- Week 1 John Taft, MAR
- Week 2 Derrick Kirce, UTC
- Week 3 David Donerlson, WCU
- Week 4 Keith Jennings, ETSU
- Week 5 Tracy Garrick, FUR
- Week 6 Patrick Elmore, CIT
- Week 7 Greg Dennis, ETSU
- Week 8 Bruce Evans, FUR
- Week 9 Damon Williams, VMI
- Week 10 Damon Williams, VMI
- Week 11 Patrick Elmore, CIT
- Week 12 John Taft, MAR

**1990-91**

- Week 1 John Taft, MAR
- Week 2 Steve Spurlock, APP
- Week 3 John Taft, MAR
- Week 4 Keith Nelson, UTC
- Week 5 John Taft, MAR
- Week 6 Keith Jennings, ETSU
- Week 7 Terry Boyd, WCU
- Week 8 Derrick Kirce, UTC
- Week 9 Keith Jennings, ETSU
- Week 10 Keith Jennings, ETSU
- Week 11 Greg Fitz, VMI
- Week 12 John Taft, MAR

**1991-92**

- Week 1 Maurice Williams, WCU
- Week 2 Calvin Talford, ETSU
- Week 3 Rodney English, ETSU
- Week 4 Tim Brooks, UTC
- Week 5 Robert Gaines, WCU
- Week 6 Rodney English, ETSU
- Week 7 LeVert Threats, UTC
- Week 8 Tim Brooks, UTC
- Week 9 Lewis Preston, VMI
- Week 10 Greg Dennis, ETSU
- Week 11 Terry Boyd, WCU
- Week 12 Lewis Preston, VMI

**1992-93**

- Week 1 Gary Robb, UTC
- Week 2 Lewis Preston, VMI
- Week 3 Tyrone Phillips, MAR
- Week 4 Gary Robb, UTC
- Week 5 Billy Ross, APP
- Week 6 Jerry Pelphrey, ETSU
- Week 7 Detlef Musch, DAV
- Week 8 Billy Ross, APP
- Week 9 Billy Ross, APP
- Week 10 Charlton Young, GSU
- Week 11 Lewis Preston, VMI
- Week 12 Detlef Musch, DAV

**1993-94**

- Week 1 Brandon Born, UTC
- Week 2 Terry Campbell, CIT
- Week 3 Frankie King, WCU
- Week 4 Chad Copeland, UTC
- Week 5 Chad Copeland, UTC
- Week 6 William Cook, APP

- Week 7 Jeff Williams, APP
- Week 8 Frankie King, WCU
- Week 9 Frankie King, WCU
- Week 10 Frankie King, WCU
- Week 11 William Cook, APP
- Week 12 Trazel Silvers, ETSU

**1994-95**

- Week 1 Brandon Born, UTC
- Week 2 Frankie King, WCU
- Week 3 Shawn Moore, MAR
- Week 4 Lawrence Gullette, VMI
- Week 5 Roger Smith, UTC
- Week 6 Maurio Hanson, UTC
- Week 7 Frankie King, WCU
- Week 8 John Oliver, UTC
- Week 9 Chad McClendon, APP
- Week 10 Moncrief Michael, CIT
- Week 11 Brandon Born, UTC
- Week 12 Matt Newman, CIT
- Week 13 Chad McClendon, APP

**1995-96**

- Week 1 Brandon Williams, DAV
- Week 2 Keith Veney, MAR
- Week 3 Keith Veney, MAR
- Week 4 Quinn Harwood, DAV
- Week 5 Keith Veney, MAR
- Week 6 Noy Castillo, CIT
- Week 7 Chuck Vincent, FUR
- Week 8 Lawrence Gullette, VMI
- Week 9 Anquell McCollum, WCU
- Week 10 Anquell McCollum, WCU
- Week 11 Anquell McCollum, WCU
- Week 12 Johnny Taylor, UTC

**1996-97**

- Week 1 Ryan Wilson, ETSU
- Week 2 Bobby Phillips, WCU
- Week 3 Junior Braswell, APP
- Week 4 Keith Veney, MAR
- Week 5 Matt Newman, CIT
- Week 6 Willie Young, UTC
- Week 7 John Brannen, MAR

- Week 8 Chuck Vincent, FUR
- Week 9 Maurice Spencer, VMI
- Week 10 Narcisse Ewodo, DAV
- Week 11 John Brannen, MAR
- Week 12 Junior Braswell, APP

**1997-98**

- Week 1 Tyson Patterson, APP
- Week 2 Jason Bell, VMI
- Week 3 Jason Bell, VMI
- Week 4 Tige Darner, APP
- Week 5 Darryl Faulkner, VMI
- Week 6 Greg Stephens, ETSU
- Week 7 Jamie Jenkins, CIT
- Week 8 Bobby Phillips, WCU
- Week 9 Darryl Faulkner, VMI
- Week 10 Demetrius Cherry, UNCG
- Week 11 Stephen Marshall, DAV
- Week 12 Greg Stephens, ETSU

**1998-99**

- Week 1 Marshall Phillips, APP
- Week 2 Danny Johnson, CofC
- Week 3 Stanislav Makshantsev, FUR
- Week 4 Ian Chadwick, WOF
- Week 5 Danny Johnson, CofC
- Week 6 Greg Stephens, ETSU
- Week 7 Marshall Phillips, APP
- Week 8 Greg Stephens, ETSU
- Week 9 Daniel Quigley, FUR
- Week 10 Sedric Webber, CofC
- Week 11 Jody Lumpkin, CofC
- Week 12 Matt McMahon, APP

**1999-2000**

- Week 1 Jarvis Hayes, WCU
- Week 2 Julius Jenkins, GSU
- Week 3 Karim Souchu, FUR
- Week 4 Demetrius Cherry, UNCG
- Week 5 Rufus Leach, APP
- Week 6 Rashun Coleman, UTC
- Week 7 Tyson Patterson, APP
- Week 8 Oliver Morton, UTC
- Week 9 Jody Lumpkin, CofC

- Week 10 Andre Quarles, VMI
- Week 11 Stephen Marshall, DAV
- Week 12 Rufus Leach, APP  
Karim Souchu, FUR

**2000-01**

- Week 1 Dimeco Childress, ETSU
- Week 2 Karim Souchu, FUR  
Courtney Eldridge, UNCG
- Week 3 Cliff Washburn, CIT
- Week 4 Ian Chadwick, WOF
- Week 5 Jody Lumpkin, CofC
- Week 6 Eric Mann, VMI
- Week 7 Julius Jenkins, GSU
- Week 8 Jay Joseph, UNCG
- Week 9 Oliver Morton, UTC
- Week 10 Alan Puckett, CIT
- Week 11 Nathan Jameson, UNCG  
Sean Patterson, GSU
- Week 12 Mike Lenzy, WOF

**2001-02**

- Week 1 Jason Conley, VMI
- Week 2 Kevin Martin, WCU
- Week 3 Dimeco Childress, ETSU
- Week 4 Jason Conley, VMI
- Week 5 Mike Lenzy, WOF
- Week 6 James Maye, UNCG
- Week 7 Chris Pearson, DAV  
Julius Jenkins, GSU
- Week 8 Toot Young, UTC
- Week 9 Jason Conley, VMI
- Week 10 Dimeco Childress, ETSU
- Week 11 Dimeco Childress, ETSU  
David Schuck, UNCG
- Week 12 Courtney Eldridge, UNCG

**2002-03**


- Week 1 Troy Wheless, CofC
- Week 2 Lee Nixon, WOF
- Week 3 Tiras Wade, ETSU
- Week 4 Ashley Champion, UTC
- Week 5 Shawn Hall, APP
- Week 6 Jean Francois, GSU
- Week 7 Graham Bunn, APP
- Week 8 Rans Brempong, WCU  
Wayne Bernard, DAV
- Week 9 Jason Rogan, UTC
- Week 10 Jerald Fields, ETSU  
Kevin Martin, WCU
- Week 11 Brendan Winters, DAV
- Week 12 Karim Souchu, FUR
- Week 13 Conor Grace, DAV

**2003-04**

- Week 1 Kevin Martin, WCU
- Week 2 Zakee Wadood, ETSU
- Week 3 Kevin Martin, WCU
- Week 4 Thomas Mobley, CofC
- Week 5 Elton Nesbitt, GSU
- Week 6 David Berghoefer, WCU  
Howard Wilkerson, WOF  
Noah Brown, APP
- Week 7 Kevin Martin, WCU
- Week 8 Zakee Wadood, ETSU
- Week 9 Jackson Atoyebi, Elon
- Week 10 Maleye Ndoeye, FUR
- Week 11 Brendan Winters, DAV
- Week 12 Ronnie Burrell, UNCG

**2004-05**

- Week 1 Howard Wilkerson, WOF  
Brendan Winters, DAV
- Week 2 Howard Wilkerson, WOF



*Western Carolina's Frankie King was the SoCon Player of the Week four times in 1993-94, including earning the honor in three straight weeks. King also took the award twice more in 1994-95.*



# PLAYERS OF THE WEEK



- Week 3 Kyle Hines, UNCG
- Week 4 Warren McLendon, CIT  
Tony Mitchell, CofC
- Week 5 Bernard Jackson, CofC
- Week 6 Elton Nesbitt, GSU
- Week 7 Jean Francois, GSU
- Week 8 Brendan Winters, DAV
- Week 9 David Berghoefer, WCU
- Week 10 Elton Nesbitt, GSU
- Week 11 Tyler Berg, WOF
- Week 12 Tim Smith, ETSU

## 2005-06

- Nov. 29 Ian Johnson, DAV
- Dec. 6 Brendan Winters, UNCG
- Dec. 13 Ricky Hickman, UNCG
- Dec. 20 Elton Nesbitt, GSU
- Jan. 3 Dontaye Draper, CofC
- Jan. 10 Jackson Atoyebi, Elon  
Louis Graham, GSU
- Jan. 17 Kyle Greathouse, WCU
- Jan. 24 D.J. Thompson, APP
- Jan. 31 Shane Nichols, WOF
- Feb. 7 Elton Nesbitt, GSU
- Feb. 14 Elton Nesbitt, GSU
- Feb. 21 Howard Wilkerson, WOF
- Feb. 28 D.J. Thompson, APP  
J'Mel Everhart, CIT

## 2006-07

- Nov. 21 Stephen Curry, DAV
- Nov. 28 D.J. Thompson, APP
- Dec. 5 Thomas Sander, DAV
- Dec. 12 Ricky Hickman, UNCG
- Dec. 19 Jason Richards, DAV
- Jan. 2 Donte Minter, APP
- Jan. 9 Nathan Cranford, APP
- Jan. 16 Dontaye Draper, CofC
- Jan. 23 Kyle Hines, UNCG
- Jan. 30 Ricky Hickman, UNCG
- Feb. 6 Nick Aldridge, WCU
- Feb. 13 Stephen Curry, DAV
- Feb. 20 Stephen Curry, DAV
- Feb. 27 Louis Graham, GSU

## 2007-08

- Nov. 19 Kyle Hines, UNCG
- Nov. 26 Kendall Toney, UNCG
- Dec. 3 Jermaine Johnson, CofC  
Stephen Curry, DAV
- Dec. 10 Drew Gibson, WOF
- Dec. 17 Khalil Hartwell, UTC
- Dec. 31 Justin Dehm, FUR
- Jan. 7 Kevin Oleksiak, UNCG
- Jan. 14 Stephen McDowell, UTC
- Jan. 21 Donald Sims, APP
- Jan. 28 Stephen Curry, DAV
- Feb. 4 Louis Graham, GSU  
Stephen Curry, DAV
- Feb. 11 Stephen Curry, DAV
- Feb. 18 Stephen Curry, DAV
- Feb. 25 Louis Graham, GSU
- March 3 Kyle Hines, UNCG

## 2008-09

- Nov. 18 Stephen Curry, DAV
- Nov. 25 Stephen Curry, DAV
- Dec. 2 Andrew Goudelock, CofC
- Dec. 9 Stephen Curry, DAV
- Dec. 16 Stephen Curry, DAV
- Dec. 23 Brett James, Elon
- Jan. 6 Stephen McDowell, UTC
- Jan. 13 Harouna Mutombo, WCU
- Jan. 20 Stephen Curry, DAV



*Wofford's Fletcher Magee was named the SoCon player of the week seven times in his career (2015-19). He finished his career with the NCAA Division I record for career 3-pointers made (509).*

- Jan. 27 Stephen Curry, DAV
- Feb. 3 Stephen Curry, DAV
- Feb. 10 Demetrius Nelson, CIT
- Feb. 17 Cameron Wells, CIT
- Feb. 24 Noah Dahlman, WOF
- March 3 Stephen Curry, DAV

## 2009-10

- Nov. 17 Josh Bonney, Elon
- Nov. 24 Amu Saaka, FUR
- Dec. 1 Noah Dahlman, WOF
- Dec. 8 Jeremy Simmons, CofC
- Dec. 15 Mike Williams, WCU
- Dec. 22 Noah Dahlman, WOF
- Jan. 5 Andrew Goudelock, CofC
- Jan. 12 Donald Sims, APP
- Jan. 19 Cameron Wells, CIT
- Jan. 26 Andrew Goudelock, CofC
- Feb. 2 Ty Patterson, UTC
- Feb. 9 Donald Sims, APP
- Feb. 16 Donald Sims, APP
- Feb. 23 Jeremy Simmons, CofC
- March 2 Antonio Hanson, GSU

## 2010-11

- Nov. 16 Omar Carter, APP
- Nov. 23 Donald Sims, APP
- Nov. 30 Cameron Wells, CIT
- Dec. 7 Noah Dahlman, WOF
- Dec. 14 Brendan McKillop, DAV
- Dec. 21 Jeremy Simmons, CofC
- Jan. 4 Amu Saaka, FUR
- Jan. 11 Omar Carter, APP
- Jan. 18 Omar Wattad, UTC
- Jan. 25 Amu Saaka, FUR
- Feb. 1 Noah Dahlman, WOF
- Feb. 8 Andrew Goudelock, CofC
- Feb. 15 Andrew Goudelock, CofC
- Feb. 22 Chris Long, Elon
- March 1 Donald Sims, APP

## 2011-12

- Nov. 15 Mike Groselle, CIT
- Nov. 22 Antwaine Wiggins, CofC
- Nov. 29 JP Kuhlman, DAV
- Dec. 6 Jake Cohen, DAV
- Dec. 13 Brad Loesing, WOF
- Dec. 20 Nik Cochran, DAV
- Jan. 3 Andre Williamson, APP
- Jan. 10 Jake Cohen, DAV
- Jan. 17 Jake Cohen, DAV
- Jan. 24 Derrell Armstrong, UNCG
- Jan. 31 Derrell Armstrong, UNCG
- Feb. 7 Jack Isenbarger, Elon
- Feb. 14 Trevis Simpson, UNCG
- Feb. 21 Kevin Giltner, WOF
- Feb. 28 Trey Sumler, WCU

## 2012-13

- Nov. 13 Mike Groselle, CIT
- Nov. 20 Tim Williams, SAM
- Nov. 27 Lucas Troutman, Elon
- Dec. 4 Jay Canty, APP
- Dec. 11 Bobby Austin, FUR
- Dec. 18 Jake Cohen, DAV
- Jan. 2 Andrew Lawrence, CofC
- Jan. 8 Jake Cohen, DAV
- Jan. 15 Adjehi Baru, CofC
- Jan. 22 Z. Mason, UTC
- Jan. 29 Trevis Simpson, UNCG
- Feb. 5 Lucas Troutman, Elon
- Feb. 12 Trey Sumler, WCU
- Feb. 19 Ryley Beaumont, Elon
- Feb. 26 Jake Cohen, DAV
- March 4 Mike Groselle, CIT

## 2013-14

- Nov. 12 Jelani Hewitt, GSU
- Nov. 19 Stephen Croone, FUR
- Nov. 26 Trey Sumler, WCU
- Dec. 3 Jelani Hewitt, GSU
- Dec. 10 Tanner Samson, Elon

- Dec. 17 Sebastian Koch, Elon
- Dec. 31 Trey Sumler, WCU
- Jan. 7 Z. Mason, UTC
- Jan. 14 Lee Skinner, WOF
- Jan. 21 De'Mon Brooks, DAV
- Jan. 28 Tim Williams, SAM
- Feb. 4 De'Mon Brooks, DAV
- Feb. 11 Tim Williams, SAM
- Feb. 18 Ashton Moore, CIT
- Feb. 25 Lucas Troutman, Elon
- March 3 Tim Williams, SAM

## 2014-15

- Nov. 18 James Sinclair, WCU
- Nov. 25 Karl Cochran, WOF
- Dec. 2 Casey Jones, UTC
- Dec. 9 QJ Peterson, VMI
- Dec. 16 Tevon Saddler, UNCG
- Dec. 23 Tyler Hood, SAM
- Jan. 6 James Sinclair, WCU
- Jan. 13 Mike Brown, WCU
- Jan. 20 Devin Sibley, FUR
- Jan. 27 Karl Cochran, WOF
- Feb. 3 Casey Jones, UTC
- Feb. 10 James Sinclair, WCU
- Feb. 17 Casey Jones, UTC
- Feb. 24 Julian Eleby, VMI
- March 2 R.J. White, UNCG

## 2015-16

- Nov. 17 Mike Brown, WCU
- Nov. 24 Stephon Jelks, MER
- Dec. 1 QJ Peterson, VMI
- Dec. 9 Mike Brown, WCU
- Dec. 15 Matt Rose, SAM
- Dec. 22 Justin Lewis, MER
- Jan. 5 Stephon Jelks, MER
- Jan. 12 T.J. Cromer, ETSU
- Jan. 19 Wyatt Walker, SAM
- Jan. 26 Ge'Lawn Guyn, ETSU
- Feb. 2 Kayel Locke, UNCG
- Feb. 9 Fletcher Magee, WOF
- Feb. 16 Stephen Croone, FUR
- Feb. 23 Torrion Brummitt, WCU
- March 1 QJ Peterson, VMI

## 2016-17

- Nov. 15 Zane Najdawi, CIT
- Nov. 22 Wyatt Walker, SAM
- Nov. 29 Demetrius Denzel-Dyson, SAM
- Dec. 6 Zane Najdawi, CIT
- Dec. 13 Tre' McLean, UTC
- Dec. 20 Julian Eleby, VMI
- Jan. 3 T.J. Cromer, ETSU
- Jan. 10 Wyatt Walker, SAM
- Jan. 17 QJ Peterson, VMI
- Jan. 24 Kris Acox, FUR
- Jan. 31 QJ Peterson, VMI
- Feb. 7 T.J. Cromer, ETSU
- Feb. 14 Fletcher Magee, WOF
- Feb. 21 Ria'n Holland, MER
- Feb. 28 Francis Alonso, UNCG

## 2017-18

- Nov. 14 Ria'n Holland, MER
- Nov. 21 Fletcher Magee, WOF
- Nov. 28 Devin Sibley, FUR
- Dec. 5 Francis Alonso, UNCG
- Dec. 12 Fletcher Magee, WOF
- Dec. 19 Marvin Smith, UNCG
- Jan. 2 Cameron Jackson, WOF
- Jan. 9 Peter Jurkin, ETSU
- Jan. 16 Zane Najdawi, CIT
- Jan. 23 Justin Coleman, SAM



# PLAYERS OF THE WEEK

- Jan. 30 Desonta Bradford, ETSU
- Feb. 6 Zane Najdawi, CIT
- Feb. 13 James Dickey, UNCG
- Feb. 20 Fletcher Magee, WOF
- Feb. 26 Andrew Brown, FUR

### 2018-19

- Nov. 13 Josh Sharkey, SAM
- Nov. 20 Jordan Lyons, FUR
- Nov. 27 Lew Stallworth, CIT
- Dec. 4 Lew Stallworth, CIT
- Dec. 11 Jeromy Rodriguez, ETSU
- Dec. 18 Matt Rafferty, FUR
- Dec. 24 Francis Alonso, UNCG
- Dec. 31 Jeromy Rodriguez, ETSU
- Jan. 8 Matt Rafferty, FUR
- Jan. 15 Ross Cummings, MER
- Jan. 22 Kevin Easley, UTC
- Jan. 29 Patrick Good, ETSU
- Feb. 5 Onno Steger, WCU
- Feb. 12 Fletcher Magee, WOF
- Feb. 19 Matt Rafferty, FUR
- Feb. 26 Ross Cummings, MER
- March 3 Fletcher Magee, WOF

### 2019-20

- Nov. 12 Kaleb Hunter, UNCG
- Nov. 19 Mason Faulkner, WCU
- Nov. 26 Mason Faulkner, WCU
- Dec. 3 Clay Mounce, FUR
- Dec. 10 Carlos Dotson, WCU
- Dec. 17 Ethan Stair, MER
- Dec. 24 Jeromy Rodriguez, ETSU
- Jan. 7 Jordan Lyons, FUR
- Jan. 14 Kaelon Harris, CIT
- Jan. 21 Djordje Dimitrijevic, MER
- Jan. 28 Bo Hodges, ETSU
- Feb. 4 Chevez Goodwin, WOF
- Feb. 11 Jordan Lyons, FUR
- Feb. 18 Carlos Dotson, WCU
- Feb. 25 Jeff Gary, MER
- March 2 Ethan Stair, MER

### 2020-21

- Dec. 1 Neftali Alvarez, MER
- Dec. 8 Myron Gordon, SAM
- Dec. 15 Myron Gordon, SAM
- Dec. 22 Malachi Smith, UTC
- Jan. 5 Mike Bothwell, FUR
- Jan. 12 Hayden Brown, CIT
- Jan. 19 Greg Parham, VMI
- Jan. 26 Greg Parham, VMI
- Feb. 2 Damari Monsanto, ETSU
- Feb. 9 Jake Stephens, VMI
- Feb. 16 Hayden Brown, CIT
- Feb. 23 Noah Gurley, FUR
- March 2 Isaiah Miller, UNCG

## Repeat winners

### Sixteen times

Stephen Curry, DAV, 2006-09

### Eight times

Jonathan Moore, FUR, 1976-80  
Skip Henderson, MAR, 1984-88  
John Taft, MAR, 1988-91

### Seven times

Aron Stewart, RICH, 1972-74  
Fletcher Magee, WOF, 2015-19

### Six times

Clyde Mayes, FUR, 1973-75  
George Singleton, FUR, 1980-84  
Regan Truesdale, CIT, 1982-85  
Gay Elmore, VMI, 1983-87  
Keith Jennings, ETSU, 1987-91  
Frankie King, WCU, 1993-95  
Elton Nesbitt, GSU, 2003-06  
Donald Sims, APP, 2007-11  
Jake Cohen, DAV, 2011-13

### Five times

Russ Hunt, FUR, 1970-72  
Ron Carter, VMI, 1975-78  
Darryl Robinson, APP, 1975-79  
John Gerdy, DAV, 1976-79  
Troy Lee Mikell, ETSU, 1979-81, 82-83  
Willie White, UTC, 1981-84  
Kevin Martin, WCU, 2001-04  
Noah Dahlman, WOF, 2008-11  
Andrew Goudelock, CofC, 2008-11  
QJ Peterson, VMI, 2014-17

### Four times

Greg Dennis, WCU, 1979-80, 81-82  
Lewis Preston, VMI, 1991-93  
Keith Veney, MAR, 1995-97  
Greg Stephens, ETSU, 1997-99  
Dimeco Childress, ETSU, 2000-02  
Karim Souchu, FUR, 1999-01, 02-03  
Brendan Winters, DAV, 2002-05  
Howard Wilkerson, WOF, 2003-06  
Louis Graham, GSU, 2005-08  
Kyle Hines, UNCG, 2004-05, 06-08  
Trey Sumler, WCU, 2011-14  
Tim Williams, SAM, 2012-14  
Zane Najdawi, CIT, 2016-18

### Three times

Jim Fairley, ECU, 1969-70, 71-72  
Joe Sutter, DAV, 1970-72  
Fessor Leonard, FUR, 1972-74  
John Falconi, DAV, 1971-72, 73-74  
Cliff Tribus, DAV, 1981-83  
Derek Rucker, DAV, 1984-85, 86-88  
Kent Hill, CIT, 1985-86, 87-88  
Patrick Elmore, CIT, 1988-90  
Damon Williams, VMI, 1988-90  
Billy Ross, APP, 1992-93  
Brandon Born, UTC, 1993-95  
Anquell McCollum, WCU, 1995-96  
Jody Lumpkin, CofC, 1998-01  
Julius Jenkins, GSU, 1999-02  
Jason Conley, VMI, 2001-02  
D.J. Thompson, APP, 2005-07  
Ricky Hickman, UNCG, 2005-07  
Cameron Wells, CIT, 2008-11  
Jeremy Simmons, CofC, 2009-11  
Amu Saaka, FUR, 2009-11  
Mike Groselle, CIT, 2011-13  
Lucas Troutman, Elon, 2012-14  
James Sinclair, WCU, 2014-15  
Casey Jones, UTC, 2014-15  
Mike Brown, WCU, 2014-16  
Wyatt Walker, SAM, 2015-17  
T.J. Cromer, ETSU, 2015-17  
Francis Alonso, UNCG, 2016-19  
Matt Rafferty, FUR, 2018-19  
Jeromy Rodriguez, ETSU, 2018-20  
Jordan Lyons, FUR, 2018-20

### Two times

Mike Maloy, DAV, 1968-70  
Bryan Adrian, DAV, 1969-70  
Mike Arizin, W&M, 1972-74  
Stan Davis, APP, 1973-74  
Bob McCurdy, RICH, 1974-75  
Ron Satterthwaite, W&M, 1975-76  
John Lowenhaupt, W&M, 1974-76  
Tony Searcy, APP, 1977-78  
Rick Swing, CIT, 1976-77, 78-79  
Tom Slawson, CIT, 1978-79  
George Washington, MAR, 1978-79, 80-81  
Todd Haynes, DAV, 1980-81  
Rich DiBenedetto, DAV, 1979-81  
Mel Daniel, FUR, 1979-81  
Ronnie Carr, WCU, 1979-80, 81-82  
Stanford Strickland, UTC, 1982-84  
Kenny Wilson, DAV, 1982-84  
Gerald Wilkins, UTC, 1983-85  
Wes Stallings, ETSU, 1985-86  
Darryl Ivory, UTC, 1985-87  
Lance Fulse, UTC, 1986-88  
Tom Curry, MAR, 1986-88  
John Castile, FUR, 1986-88  
Bennie Goettie, WCU, 1988-89  
David Donerlson, WCU, 1988-90  
Bruce Evans, FUR, 1988-90  
Derrick Kirce, UTC, 1989-91  
Rodney English, ETSU, 1991-92  
Tim Brooks, UTC, 1991-92  
Greg Dennis, ETSU, 1989-90, 91-92  
Terry Boyd, WCU, 1990-92  
Gary Robb, UTC, 1992-93  
Detlef Musch, DAV, 1992-93  
Chad Copeland, UTC, 1993-94  
William Cook, APP, 1993-94  
Chad McClendon, APP, 1994-95  
Lawrence Gullette, VMI, 1994-96  
Matt Newman, CIT, 1994-95, 96-97  
Chuck Vincent, FUR, 1995-97  
John Brannen, MAR, 1996-97  
Junior Braswell, APP, 1996-97  
Jason Bell, VMI, 1997-98  
Darryl Faulkner, VMI, 1997-98  
Bobby Phillips, WCU, 1997-98  
Danny Johnson, CofC, 1998-99  
Marshall Phillips, APP, 1998-99  
Demetrius Cherry, UNCG, 1997-98, 99-00  
Tyson Patterson, APP, 1997-98, 99-00  
Stephen Marshall, DAV, 1997-98, 99-00  
Rufus Leach, APP, 1999-00  
Ian Chadwick, WOF, 1998-99, 00-01  
Oliver Morton, UTC, 1999-01  
Mike Lenzy, WOF, 2000-02  
Courtney Eldridge, UNCG, 2000-02  
Zakee Wadood, ETSU, 2003-04  
Jean Francois, GSU, 2002-03, 04-05  
David Berghoefer, WCU, 2003-05  
Jackson Atoyebi, Elon, 2003-04, 05-06  
Dontaye Draper, CofC, 2005-07  
Stephen McDowell, UTC, 2007-09  
Omar Carter, APP, 2010-11  
Derrell Armstrong, UNCG, 2011-12  
Trevis Simpson, UNCG, 2011-13  
Jelani Hewitt, GSU, 2013-14  
Z. Mason, UTC, 2013-14  
De'Mon Brooks, DAV, 2013-14  
Karl Cochran, WOF, 2014-15  
Stephon Jelks, MER, 2015-16  
Stephen Croone, FUR, 2013-14, 15-16  
Julian Eleby, VMI, 2014-15, 16-17  
Ria'n Holland, MER, 2016-18  
Devin Sibley, FUR, 2014-15, 17-18  
Lew Stallworth, CIT, 2018-19  
Ross Cummings, MER, 2018-19  
Mason Faulkner, WCU, 2019-20  
Carlos Dotson, WCU, 2019-20  
Ethan Stair, MER, 2019-20  
Myron Gordon, SAM, 2020-21  
Greg Parham, VMI, 2020-21  
Hayden Brown, CIT, 2020-21

## POTW by school

Davidson.....	79
Furman.....	72
Western Carolina.....	61
Chattanooga.....	58
Appalachian State.....	53
ETSU.....	50
VMI.....	49
The Citadel.....	45
UNC Greensboro.....	33
Wofford.....	31
College of Charleston.....	24
Georgia Southern.....	20
Samford.....	14
Richmond.....	13
East Carolina.....	12
Elon.....	12
Mercer.....	12
William & Mary.....	9
George Washington.....	1

## Freshmen of the Week

### 2013-14

- Nov. 12 Brian White, CIT
- Nov. 19 Tevon Saddler, UNCG
- Nov. 26 Brian White, CIT
- Dec. 3 Isaiah Williams, SAM
- Dec. 10 Isaiah Williams, SAM
- Dec. 17 Jaylen Allen, WOF
- Dec. 31 William Gates Jr., WOF
- Jan. 7 Brian White, CIT
- Jan. 14 Tevon Saddler, UNCG
- Jan. 21 Tevon Saddler, UNCG
- Jan. 28 Tevon Saddler, UNCG
- Feb. 4 Kyle Doyle, GSU
- Feb. 11 Isaiah Williams, SAM
- Feb. 18 Tevon Saddler, UNCG
- Feb. 25 Isaiah Williams, SAM
- March 3 R.J. White, UNCG

### 2014-15

- Nov. 18 Christen Cunningham, SAM
- Nov. 25 Daniel Fowler, FUR
- Dec. 2 Christen Cunningham, SAM
- Dec. 9 Geoff Beans, FUR
- Dec. 16 Jake Wright, CIT
- Dec. 23 Geoff Beans, FUR
- Jan. 6 Jordan Strawberry, MER
- Jan. 13 Devin Sibley, FUR
- Jan. 20 Devin Sibley, FUR
- Jan. 27 Christen Cunningham, SAM
- Feb. 3 Tucker Thompson, WCU
- Feb. 10 Christen Cunningham, SAM
- Feb. 17 Devin Sibley, FUR
- Feb. 24 Daniel Fowler, FUR
- March 2 Christen Cunningham, SAM

\* Award discontinued after 2014-15 season

#SoConHoops



# PLAYERS OF THE MONTH



## 2004-05

November Brendan Winters, Davidson  
 December Ronnie Burrell, UNCG  
 January Kyle Hines, UNCG  
 February Tyler Berg, Wofford

## 2005-06

November Brendan Winters, Davidson  
 December Ian Johnson, Davidson  
 January Kyle Hines, UNCG  
 February Elton Nesbitt, Georgia Southern

## 2006-07

November Kyle Hines, UNCG  
 December Kyle Hines, UNCG  
 January Stephen Curry, Davidson  
 February Stephen Curry, Davidson

## 2007-08

November Stephen Curry, Davidson  
 December Stephen Curry, Davidson  
 Kyle Hines, UNCG  
 January Stephen Curry, Davidson  
 February Stephen Curry, Davidson  
 March Stephen Curry, Davidson

## 2008-09

November Stephen Curry, Davidson  
 December Stephen Curry, Davidson  
 January Stephen Curry, Davidson  
 February Demetrius Nelson, The Citadel

## 2009-10

November Noah Dahlman, Wofford  
 December Ty Patterson, Chattanooga  
 January Andrew Goudeock, College of Charleston  
 February Donald Sims, Appalachian State

## 2010-11

November Donald Sims, Appalachian State  
 December Andrew Goudeock, College of Charleston  
 January Noah Dahlman, Wofford  
 February Donald Sims, Appalachian State

## 2011-12

November Mike Groselle, The Citadel  
 December Antwaine Wiggins, College of Charleston  
 January Jake Cohen, Davidson  
 February Jack Isenbarger, Elon

## 2012-13

November De'Mon Brooks, Davidson  
 December Eric Ferguson, Georgia Southern  
 January Trevis Simpson, UNCG  
 February Jake Cohen, Davidson

## 2013-14

November Jelani Hewitt, Georgia Southern  
 December Tim Williams, Samford  
 January Z. Mason, Chattanooga  
 February Lucas Troutman, Elon

## 2014-15

November James Sinclair, Western Carolina  
 December Stephen Croone, Furman  
 January Casey Jones, Chattanooga  
 February Casey Jones, Chattanooga

## 2015-16

November QJ Peterson, VMI  
 December Stephon Jelks, Mercer  
 January Spencer Collins, Wofford  
 February Torrior Brummitt, Western Carolina

## 2016-17

November Wyatt Walker, Samford  
 December Tre' McLean, Chattanooga  
 January Devin Sibley, Furman  
 February T.J. Cromer, ETSU

## 2017-18

November Fletcher Magee, Wofford  
 December Fletcher Magee, Wofford  
 January Desonta Bradford, ETSU  
 February Fletcher Magee, Wofford

## 2018-19

November Matt Rafferty, Furman  
 December Cameron Jackson, Wofford  
 January Fletcher Magee, Wofford  
 February Fletcher Magee, Wofford

## 2019-20

November Ethan Stair, Mercer  
 December Josh Sharkey, Samford  
 January Isaiah Miller, UNCG  
 February Carlos Dotson, Western Carolina

## 2020-21

December Malachi Smith, Chattanooga  
 January Greg Parham, VMI  
 February Isaiah Miller, UNCG

## Repeat winners

### Ten times

Stephen Curry, Davidson (2006-09)

### Five times

Kyle Hines, UNCG (2004-08)  
 Fletcher Magee, Wofford (2017-19)

### Three times

Donald Sims, Appalachian State (2009-11)

### Two times

Brendan Winters, Davidson (2004-06)  
 Andrew Goudeock, College of Charleston (2009-11)  
 Noah Dahlman, Wofford (2009-11)  
 Jake Cohen, Davidson (2011-13)  
 Casey Jones, Chattanooga (2014-15)  
 Isaiah Miller, UNCG (2019-21)

## Player of the Month by school

Davidson.....	16
Wofford .....	10
UNCG .....	9
Chattanooga .....	6
Appalachian State .....	3
College of Charleston .....	3
Furman .....	3
Georgia Southern.....	3
Samford.....	3
Western Carolina .....	3
The Citadel.....	2
ETSU .....	2
Elon.....	2
Mercer.....	2
VMI.....	2



Davidson's Stephen Curry was named the SoCon player of the month 10 of a possible 13 times in his three-year career, including five times in 2007-08.



# YEAR-BY-YEAR STANDINGS

#SoConHoops

	CONF		ALL		Pts.	Opp.
	W	L	W	L		
Virginia	5	0	17	1	607	406
Alabama	6	1	15	4	584	373
Georgia	4	1	10	5	443	365
Washington & Lee	6	2	11	3	533	322
Kentucky	3	1	10	6	459	361
Auburn	2	1	5	6	262	304
North Carolina	3	3	14	6	710	562
Virginia Tech	2	2	14	6	591	473
Georgia Tech	2	3	11	6	474	433
*Tennessee	1	3	12	7	466	402
North Carolina State	1	5	6	13	425	518
Clemson	0	3	8	13	453	574
Mississippi State	0	4	12	10	618	521

\*overall record includes one tie

	CONF		ALL		Pts.	Opp.
	W	L	W	L		
North Carolina	5	0	15	1	575	363
Vanderbilt	2	0	16	6	659	545
Tulane	5	1	N/A			
Tennessee	3	1	15	2	442	321
Mississippi State	8	3	15	4	613	470
Washington & Lee	4	2	7	8	420	391
Georgia Tech	5	3	9	9	544	515
Alabama	3	3	20	5	928	612
Clemson	3	3	11	6	425	305
Georgia	3	3	11	8	503	516
Auburn	2	3	7	7	382	379
Virginia Tech	1	2	13	6	531	414
North Carolina State	1	2	5	8	292	348
Mississippi	2	4	8	7	367	340
Virginia	1	3	12	5	481	366
Florida	0	3	2	5	157	238
South Carolina	0	3	4	13	352	481
Kentucky	0	5	3	10	289	348
Louisiana State	0	6	10	10	488	514

	CONF		ALL		Pts.	Opp.
	W	L	W	L		
Tulane	10	0	22	1	N/A	N/A
North Carolina	7	0	26	0	959	500
Georgia	7	0	16	5	691	498
Alabama	5	1	12	4	546	405
Kentucky	6	2	13	3	477	335
Mississippi State	8	4	13	8	697	588
Virginia	3	2	12	3	458	348
Tennessee	5	5	10	8	445	457
South Carolina	2	2	11	9	555	598
Georgia Tech	4	5	9	13	675	698
Maryland	1	2	5	7	279	284
Mississippi	2	4	16	6	687	514
Washington & Lee	2	4	9	5	408	287
North Carolina State	2	4	7	16	558	687
Vanderbilt	1	3	7	15	500	598
Florida	0	2	5	10	324	442
University of South	0	2	2	7	81	47
Virginia Tech	0	4	5	13	374	521
Auburn	0	6	4	9	348	392
Clemson	0	6	2	14	230	427
Louisiana State	0	7	8	12	483	552

	CONF		ALL		Pts.	Opp.
	W	L	W	L		
North Carolina	8	0	18	5	697	466
Tulane	12	3	N/A			
Kentucky	6	2	13	8	538	510
Maryland	3	1	12	5	401	358
Alabama	5	2	15	4	554	420
South Carolina	4	2	10	7	487	473
Virginia	4	2	14	3	560	412
Washington & Lee	3	2	7	4	314	262
Clemson	3	2	4	14	390	533
Vanderbilt	4	3	12	13	646	701
Mississippi State	4	4	14	9	687	628
Georgia	4	4	9	11	614	607
Georgia Tech	2	7	4	12	373	421
North Carolina State	1	4	11	7	475	388
Louisiana State	1	4	10	7	436	444
Virginia Tech	1	4	6	9	453	460
Tennessee	1	5	6	8	293	315
Auburn	1	5	3	11	352	442
Mississippi	1	6	17	8	815	589
Florida	0	0	2	7	217	289
University of South	0	0	2	7	118	89

	CONF		ALL		Pts.	Opp.
	W	L	W	L		
Kentucky	8	0	15	3	605	446
North Carolina	7	0	20	5	937	569
Mississippi	8	1	16	2	730	412
Maryland	7	1	14	3	495	351
Georgia	9	4	18	6	965	685
South Carolina	4	2	9	5	458	407
North Carolina State	5	3	20	4	684	475
Mississippi State	5	3	14	8	658	561
Tulane	10	7	N/A			
Virginia	4	4	9	6	522	449
Alabama	6	6	10	11	514	556
Louisiana State	4	5	9	9	472	479
VMI	3	5	7	8	395	367
Virginia Tech	2	5	3	10	285	346
Georgia Tech	4	10	6	11	465	550
Washington & Lee	2	6	9	7	526	513
Vanderbilt	2	7	8	18	604	687
Tennessee	1	3	9	8	517	511
Auburn	1	7	5	10	434	490
Clemson	1	7	4	17	502	702
University of South	0	2	4	6	73	67
Florida	0	3	7	7	401	399

	CONF		ALL		Pts.	Opp.
	W	L	W	L		
South Carolina	9	1	14	1	652	492
Vanderbilt	7	1	20	4	898	877
Georgia Tech	8	2	17	10	939	813
Washington & Lee	6	2	10	6	523	482
Auburn	12	4	13	6	683	504
North Carolina State	5	2	12	5	509	390
Mississippi	10	4	13	5	570	441
North Carolina	7	3	17	7	816	557
Maryland	6	4	10	10	536	528
Mississippi State	7	5	17	7	754	478
Tennessee	5	4	7	12	448	478
Alabama	4	5	5	8	348	375
Virginia	5	7	9	10	490	452
Tulane	7	10	N/A			
Louisiana State	3	5	7	9	369	409
Georgia	3	6	14	8	824	606
Virginia Tech	2	6	6	8	403	416
Kentucky	1	6	3	13	375	563
Clemson	1	7	2	13	334	505
Florida	1	8	6	20	739	984
VMI	0	7	3	12	354	422
University of South	0	10	3	11	78	147

	CONF		ALL		Pts.	Opp.
	W	L	W	L		
Auburn	12	1	20	2	1,001	580
Mississippi State	10	1	13	7	683	579
North Carolina	8	1	16	2	610	411
Maryland	8	1	14	4	510	397
Kentucky	8	1	12	6	630	505
Louisiana State	7	3	10	7	580	528
Virginia	10	5	20	6	886	681
Georgia	8	5	12	10	780	674
VMI	5	5	7	6	417	370
Alabama	5	5	10	10	624	659
Clemson	5	7	9	14	637	743
South Carolina	4	7	8	12	718	769
Mississippi	5	9	10	9	698	640
North Carolina State	3	6	10	8	641	560
Virginia Tech	3	7	5	11	411	501
Washington & Lee	3	7	5	12	591	589
Vanderbilt	2	5	5	7	407	467
University of South	1	5	2	7	89	292
Florida	2	10	5	16	646	748
Tulane	3	15	N/A			
Tennessee	0	8	0	12	280	501

	CONF		ALL		Pts.	Opp.
	W	L	W	L		
Washington & Lee	7	1	16	2	812	463
North Carolina	12	2	17	8	760	646
Georgia Tech	10	2	15	6	726	603
Georgia	13	4	18	6	921	692
Tulane	9	4	N/A			
Kentucky	7	4	12	5	496	411
Tennessee	7	4	11	5	456	428
Alabama	10	6	16	10	806	707
Clemson	6	4	14	13	852	754
Duke	5	4	12	8	715	665
North Carolina State	6	5	15	6	778	590
Mississippi	7	8	9	9	604	567
Virginia	5	7	9	10	555	581
Mississippi State	5	8	8	45	564	669
Louisiana State	5	9	8	13	636	656
Virginia	3	6	4	13	422	589
Vanderbilt	2	5	4	12	536	628
South Carolina	4	10	8	13	654	746
Florida	4	11	7	13	603	746
Auburn	3	9	6	15	608	837
Maryland	2	6	7	9	397	460
VMI	1	7	6	7	392	378
University of South	0	7	3	8	292	386

	CONF		ALL		Pts.	Opp.
	W	L	W	L		
Alabama	10	0	20	0	652	395
Duke	9	1	18	2	753	571
Kentucky	9	1	16	3	591	408
Washington & Lee	9	2	16	4	769	574
Tennessee	7	2	13	4	526	426
Georgia	7	3	17	6	729	584
Tulane	7	3	16	6	N/A	N/A
Clemson	8	4	16	9	885	689
University of South	5	3	6	5	305	299
Maryland	8	5	16	6	752	577
North Carolina State	7	5	11	6	541	406
Mississippi	6	6	6	7	369	369
Louisiana State	6	7	10	11	687	661
Florida	2	3	10	4	516	392
Georgia Tech	5	8	11	13	792	736
North Carolina	4	7	14	11	806	643
VMI	2	6	5	9	386	444
Mississippi State	2	7	5	8	346	336
Virginia	2	8	3	12	436	640
Virginia Tech	2	10	5	14	496	634
Vanderbilt	1	9	6	16	638	765
Auburn	1	10	1	10	348	429
South Carolina	0	10	6	10	N/A	N/A

	CONF		ALL		Pts.	Opp.
	W	L	W	L		
Georgia	15	1	23	2	637	491
Maryland	8	1	18	4	718	558
Alabama	11	2	14	6	618	474
Kentucky	8	2	15	3	679	469
Auburn	7	4	8	6	487	411
Washington & Lee	4	3	14	7	565	485
Duke	5	4	14	7	725	553
Georgia Tech	8	7	11	13	796	782
Vanderbilt	7	7	16	8	913	742
North Carolina	6	6	15	9	707	517
North Carolina State	5	5	8	8	386	359
Louisiana State	4	4	7	8	531	509
Virginia	5	6	11	9	591	520
Florida	5	7	10	9	680	653
Clemson	3	5	6	7	385	388
University of South	3	5	5	9	405	530
Tennessee	4	8	11	10	669	626
Mississippi	2	4	6	9	490	441
Virginia Tech	3	7	5	10	382	452
VMI	2	8	4	12	408	497
Tulane	2	10	7	13		



# YEAR-BY-YEAR STANDINGS



	CONF		ALL		Pts.	Opp.
	W	L	W	L		
Maryland	9	1	16	4	689	494
Kentucky	9	1	15	2	743	456
Auburn	9	2	12	3	506	431
Alabama	11	3	16	4	584	444
North Carolina	6	3	16	5	678	517
Virginia	6	3	13	8	555	505
Georgia	7	4	19	7	589	657
Georgia Tech	5	3	7	6	470	402
Mississippi	8	5	9	6	558	481
North Carolina State	6	4	10	6	403	340
Duke	6	5	14	11	720	666
Louisiana State	8	8	11	9	673	625
Tennessee	5	5	8	7	405	398
South Carolina	2	2	9	7	445	416
Vanderbilt	5	7	8	11	570	644
Mississippi State	4	7	5	10	377	462
Tulane	5	9		N/A		
Florida	4	10	8	12	640	606
Washington & Lee	3	8	9	10	487	492
Virginia Tech	2	8	8	9	406	452
Clemson	2	9	8	12	508	537
University of South	1	7	3	9	323	401
VMI	0	9	0	14	289	458

	CONF		ALL		Pts.	Opp.
	W	L	W	L		
South Carolina	3	0	17	2	828	539
Duke	7	3	16	6	764	627
Maryland	7	3	11	9	658	646
North Carolina State	6	3	11	8	633	539
North Carolina	5	3	12	5	651	494
Virginia	5	3	12	6	620	481
Virginia Tech	3	7	5	10	425	545
VMI	2	8	4	11	372	496
Washington & Lee	1	8	6	10	573	563
Clemson	0	1	10	9	597	579

	CONF		ALL		Pts.	Opp.
	W	L	W	L		
South Carolina	6	0	18	1	857	501
North Carolina	12	2	18	4	730	528
Maryland	6	1	11	8	620	589
Duke	9	4	18	6	828	633
North Carolina State	6	5	11	6	590	509
Washington & Lee	4	5	10	6	541	515
VMI	3	6	4	10	335	452
Virginia	1	9	7	11	565	495
Virginia Tech	1	10	1	15	381	599
Clemson	0	6	7	12	505	578

	CONF		ALL		Pts.	Opp.
	W	L	W	L		
North Carolina	12	1	23	2	828	606
Clemson	3	1	15	3	661	464
Duke	10	4	18	8	866	758
Virginia	7	5	13	9	704	614
Maryland	4	3	8	10	622	611
North Carolina State	6	5	10	9	607	581
South Carolina	5	7	15	9	812	692
Washington & Lee	4	8	10	10	661	587
VMI	2	9	3	14	448	576
Virginia Tech	1	11	3	16	421	639

	CONF		ALL		Pts.	Opp.
	W	L	W	L		
Washington & Lee	10	1	18	2	829	587
North Carolina	13	3	21	4	887	720
North Carolina State	10	3	15	4	724	565
Maryland	4	3	14	6	812	709
Clemson	5	5	15	7	749	637
Duke	4	5	20	6	1,070	777
Virginia	4	8	11	13	764	898
South Carolina	1	6	10	8	600	614
Virginia Tech	1	9	5	17	617	768
VMI	0	10	3	14	570	738

	CONF		ALL		Pts.	Opp.
	W	L	W	L		
Washington & Lee	11	1	17	4	876	585
North Carolina	14	3	18	5	864	671
Wake Forest	9	4	15	6	789	663
North Carolina State	14	7	15	9	925	739
Duke	11	6	15	8	812	728
South Carolina	7	4	13	7	689	631
Richmond	5	4	13	7	704	572
Virginia	6	7	9	10	569	567
Furman	3	4	8	7	472	479
Maryland	5	8	8	12	746	734
Davidson	5	8	13	10	871	815
VMI	5	11	6	11	571	658
Virginia Tech	4	9	6	11	461	617
Clemson	2	7	6	15	643	765
The Citadel	0	5	7	12	586	629
William & Mary	0	13	0	18	444	808

	CONF		ALL		Pts.	Opp.
	W	L	W	L		
North Carolina	13	3	16	5	828	670
North Carolina State	10	3	13	6	720	661
The Citadel	7	3	13	5	664	578
Clemson	9	4	16	7	916	771
Duke	9	5	15	9	854	826
Richmond	7	4	15	5	670	560
Maryland	6	4	15	9	939	839
Washington & Lee	6	5	12	9	770	653
Wake Forest	7	8	7	12	744	756
Virginia Tech	4	5	6	8	438	467
Davidson	4	11	9	12	832	747
Furman	2	6	6	12	N/A	N/A
VMI	2	7	4	11	414	511
South Carolina	2	12	3	21	701	954
William & Mary	0	8	2	10	372	499

	CONF		ALL		Pts.	Opp.
	W	L	W	L		
Wake Forest	15	3	18	6	1,183	971
Washington & Lee	8	3	13	9	997	844
Maryland	8	3	15	9	963	874
The Citadel	7	3	14	5	791	713
Davidson	9	7	19	9	1,208	1,050
North Carolina State	7	6	10	7	641	613
North Carolina	8	7	10	11	817	804
Duke	8	8	10	12	886	857
Clemson	6	6	16	8	953	824
VMI	6	6	7	10	600	664
Richmond	5	5	10	10	648	681
William & Mary	4	9	9	10	814	788
South Carolina	2	8	5	18	716	896
Virginia Tech	2	10	3	14	546	789
Furman	0	10	6	16	783	968

	CONF		ALL		Pts.	Opp.
	W	L	W	L		
Duke	13	2	19	7	1,075	922
North Carolina	11	2	23	3	1,210	934
Washington & Lee	7	3	13	5	666	557
Wake Forest	10	5	13	9	990	821
Maryland	7	5	14	9	897	821
Clemson	9	7	9	12	853	844
Richmond	5	4	10	6	549	477
The Citadel	6	5	8	9	593	627
William & Mary	6	5	12	11	950	885
Furman	4	6	11	11	833	864
North Carolina State	5	10	8	11	657	794
Davidson	4	11	8	13	790	934
South Carolina	3	10	5	13	586	708
VMI	2	9	3	12	461	590
Virginia Tech	1	9	3	16	599	784

	CONF		ALL		Pts.	Opp.
	W	L	W	L		
North Carolina	14	1	19	9	1,336	1,050
William & Mary	8	3	15	10	1,112	1,043
South Carolina	8	3	15	9	975	905
Washington & Lee	9	4	11	11	794	694
Duke	8	4	14	8	932	800
VMI	8	4	10	6	625	595
Richmond	7	5	11	10	730	737
Wake Forest	7	6	9	9	805	802
Clemson	7	8	8	14	1,035	1,130
Davidson	5	7	11	12	1,041	1,033
North Carolina State	6	9	6	9	584	691
Virginia Tech	4	8	6	13	906	899
The Citadel	1	8	6	12	788	872
Furman	1	10	4	13	609	733
Maryland	0	13	1	21	664	1,040

	CONF		ALL		Pts.	Opp.
	W	L	W	L		
Duke	15	1	22	2	1,263	966
George Washington	8	3	11	9	923	709
Wake Forest	13	5	16	8	1,076	1,010
North Carolina State	9	4	15	7	1,059	917
South Carolina	8	4	12	9	896	863
William & Mary	8	4	15	9	1,000	908
North Carolina	9	5	14	9	941	789
Washington & Lee	7	7	7	10	N/A	N/A
Furman	7	8	10	9	721	778
VMI	5	9	7	11	711	727
Richmond	4	8	9	9	667	681
Virginia Tech	4	8	10	10	862	815
Maryland	3	8	7	15	802	956
Davidson	3	8	12	13	914	1,017
Clemson	2	10	3	14	598	829
The Citadel	1	12	2	14	567	719

	CONF		ALL		Pts.	Opp.
	W	L	W	L		
Duke	12	1	20	6	1,404	1,201
George Washington	8	2	17	6	1,123	1,005
South Carolina	6	3	12	6	747	697
Davidson	7	4	18	6	1,198	1,005
The Citadel	5	3	8	6	648	561
William & Mary	6	4	11	10	887	915
VMI	7	5	8	8	623	633
North Carolina State	7	5	7	9	707	702
Maryland	5	5	8	8	717	671
Richmond	4	4	11	5	632	624
North Carolina	8	9	12	10	894	831
Virginia Tech	3	6	7	7	612	615
Washington & Lee	2	10	7	12	767	817
Wake Forest	1	10	1	10	427	525
Clemson	0	10	3	13	624	793

	CONF		ALL		Pts.	Opp.
	W	L	W	L		
North Carolina	9	1	17	10	1,173	1,020
Virginia Tech	4	1	11	4	623	506
Duke	4	2	13	13	1,214	1,120
Maryland	2	1	4	14	562	918
Richmond	2	2	7	6	625	603
Davidson	3	4	16	7	1,088	867
Clemson	1	2	1	10	376	547
South Carolina	1	2	12	2	890	599
North Carolina State	2	5	5	13	637	812
William & Mary	1	3	10	11	947	959
The Citadel	0	1	2	3	177	165
VMI	0	5	0	14	380	620

	CONF		ALL		Pts.	Opp.
	W	L	W	L		
South Carolina	9	0	19	3	1,271	751
Richmond	2	0	3	4	327	307
Duke	6	1	14	8	1,055	929
North Carolina	11	3	22	6	1,483	994
The Citadel	8	4	16	7	1,138	933
North Carolina State	7	5	10	11	841	841
William & Mary	3	4	8	12	935	844
Clemson	3	5	8	8	625	665
Maryland	2	5	2	14	570	808
Virginia Tech	1	3	6	8	565	601

# YEAR-BY-YEAR STANDINGS

#SoConHoops

	CONF		ALL		Pts.	Opp.
	W	L	W	L		
North Carolina	13	1	30	5	1,944	1,349
Duke	12	2	21	6	1,284	1,036
Virginia Tech	7	3	12	8	N/A	N/A
Wake Forest	8	5	12	6	747	718
Maryland	5	4	9	12	794	908
William & Mary	5	5	10	10	935	834
Furman	4	4	16	3	911	757
George Washington	4	5	5	9	N/A	N/A
North Carolina State	5	7	6	12	703	881
Clemson	5	7	9	11	922	878
South Carolina	4	7	9	11	931	891
Davidson	5	9	13	12	1,069	1,075
Richmond	3	7	8	12	728	768
The Citadel	1	6	7	11	744	862
VMI	1	6	1	10	285	519
Washington & Lee	0	4	2	11	N/A	N/A

	CONF		ALL		Pts.	Opp.
	W	L	W	L		
North Carolina State	11	2	26	5	1,866	1,435
North Carolina	10	2	19	8	1,433	1,250
Duke	10	4	19	8	1,461	1,301
George Washington	9	4	21	7	1,600	1,318
Maryland	9	5	14	10	1,201	1,276
Richmond	8	5	17	9	1,344	1,252
South Carolina	7	5	17	8	1,364	1,199
Washington & Lee	7	6	16	7	1,504	1,177
William & Mary	6	6	14	12	1,299	1,229
Davidson	7	7	17	8	1,500	1,199
Wake Forest	8	9	11	13	1,174	1,219
Furman	5	7	9	10	961	950
Virginia Tech	4	9	13	13	1,318	1,285
Clemson	2	12	7	13	1,014	1,205
VMI	1	11	4	15	934	1,091
The Citadel	1	11	5	11	734	902

	CONF		ALL		Pts.	Opp.
	W	L	W	L		
North Carolina State	12	0	29	3	2,409	1,511
George Washington	13	3	19	7	1,504	1,268
North Carolina	11	4	20	7	1,454	1,219
Maryland	9	6	11	14	1,339	1,400
Davidson	10	7	19	9	1,604	1,375
Virginia Tech	7	5	14	9	1,205	1,128
Duke	8	6	17	12	1,573	1,463
Wake Forest	8	7	18	11	1,678	1,527
William & Mary	8	7	13	10	1,233	1,142
South Carolina	8	7	12	11	1,334	1,268
Washington & Lee	5	9	7	16	1,234	1,414
The Citadel	4	8	8	9	826	878
Richmond	4	9	8	14	1,182	1,217
Furman	3	10	11	15	1,409	1,610
Clemson	3	14	6	17	1,257	1,397
VMI	1	12	3	17	941	1,128

	CONF		ALL		Pts.	Opp.
	W	L	W	L		
North Carolina State	14	1	25	8	2,051	1,580
William & Mary	10	3	24	10	2,193	1,711
North Carolina	13	5	20	8	1,605	1,484
George Washington	9	4	18	8	1,530	1,352
Davidson	11	6	18	8	1,459	1,265
South Carolina	7	6	10	12	1,250	1,287
Wake Forest	7	7	11	13	1,287	1,359
Maryland	7	7	9	18	1,468	1,606
Virginia Tech	6	8	10	13	1,205	1,307
Duke	5	7	13	9	1,177	1,088
Clemson	6	9	10	11	1,213	1,140
Washington & Lee	5	9	10	12	1,309	1,468
Richmond	5	10	8	15	N/A	N/A
VMI	3	8	3	16	937	1,213
Furman	4	11	8	14	1,249	1,384
The Citadel	0	11	1	17	733	1,035



West Virginia finished atop the SoCon standings eight times in nine seasons from 1955-63 with stars such as Jerry West, "Hot" Rod Hundley (above) and Rod Thorn.

	CONF		ALL		Pts.	Opp.
	W	L	W	L		
North Carolina State	12	2	27	6	2,156	1,705
William & Mary	12	4	23	9	1,944	1,763
George Washington	12	4	17	8	1,607	1,508
South Carolina	12	5	13	9	1,219	1,192
North Carolina	13	6	17	12	1,652	1,596
Virginia Tech	9	5	16	9	1,618	1,505
Wake Forest	11	8	14	16	1,717	1,698
Duke	9	7	15	15	1,764	1,740
Clemson	8	8	10	10	1,241	1,189
Davidson	6	12	10	16	1,565	1,616
Furman	4	8	9	12	1,112	1,168
Washington & Lee	4	9	8	12	1,313	1,415
Maryland	5	13	7	18	1,454	1,521
Richmond	4	13	8	16	1,411	1,546
The Citadel	2	10	4	16	924	1,224
VMI	2	11	4	17	1,198	1,477

	CONF		ALL		Pts.	Opp.
	W	L	W	L		
North Carolina State	13	1	30	7	2,842	2,377
West Virginia	9	3	18	9	1,985	1,747
Clemson	9	4	11	7	1,221	1,124
Duke	13	6	20	13	2,356	2,301
William & Mary	13	6	20	11	2,063	1,846
Virginia Tech	9	5	19	10	2,149	1,995
South Carolina	12	7	13	12	1,633	1,522
Maryland	11	8	16	11	1,413	1,431
North Carolina	9	8	12	15	1,767	1,790
Wake Forest	8	9	16	14	1,975	1,949
George Washington	8	9	12	12	1,661	1,711
Richmond	5	10	7	14	1,145	1,257
Washington & Lee	5	13	8	17	1,307	1,464
Davidson	5	15	7	19	1,976	1,833
The Citadel	2	7	7	10	1,027	1,103
VMI	3	11	3	18	1,212	1,473
Furman	1	13	3	20	1,251	1,664

	CONF		ALL		Pts.	Opp.
	W	L	W	L		
West Virginia	15	1	23	4	2,172	1,717
North Carolina State	12	2	24	10	2,331	2,075
Duke	13	3	24	6	2,320	1,989
Clemson	11	4	17	7	1,707	1,596
George Washington	12	6	15	9	1,747	1,688
Furman	9	5	18	6	1,800	1,649
Maryland	9	5	13	9	1,245	1,116
William & Mary	10	6	15	13	2,013	1,991
South Carolina	8	7	14	10	1,667	1,624
Wake Forest	7	9	10	19	1,883	2,070
North Carolina	8	11	12	15	1,741	1,794
Virginia Tech	3	10	4	16	1,378	1,535
Richmond	3	11	7	15	1,434	1,593
Washington & Lee	3	11	6	21	N/A	N/A
Davidson	4	15	7	18	1,593	1,765
VMI	2	13	3	21	1,417	1,795
The Citadel	1	11	8	20	1,715	1,990

	CONF		ALL		Pts.	Opp.
	W	L	W	L		
North Carolina State	13	3	26	6	2,663	2,132
Wake Forest	12	3	22	7	2,236	2,004
Maryland	12	3	15	8	1,406	1,256
West Virginia	11	3	19	7	2,162	1,926
Furman	10	3	21	6	2,433	1,973
Duke	12	4	18	8	2,180	2,039
Richmond	13	5	20	7	2,143	1,917
North Carolina	15	6	17	10	2,012	1,877
George Washington	12	6	15	7	1,892	1,602
Clemson	6	8	8	10	1,227	1,269
South Carolina	7	12	11	13	1,664	1,811
William & Mary	6	13	10	13	1,817	1,735
Virginia Tech	4	13	4	19	1,547	1,883
Davidson	3	14	4	16	1,344	1,630
VMI	1	14	5	19	1,543	1,852
Washington & Lee	1	17	2	20	N/A	N/A
The Citadel	0	11	4	14	1,192	1,441

	CONF		ALL		Pts.	Opp.
	W	L	W	L		
George Washington	10	0	23	3	2,093	1,693
Furman	6	1	20	9	2,658	2,299
Richmond	10	3	23	8	2,451	2,126
West Virginia	6	4	12	11	1,899	1,747
William & Mary	6	5	9	13	1,479	1,603
VMI	6	7	11	12	1,683	1,667
Davidson	3	5	7	15	1,475	1,634
Washington & Lee	3	9	6	17	1,464	1,699
Virginia Tech	3	13	3	24	1,685	2,214
The Citadel	1	7	1	18	1,162	1,570

	CONF		ALL		Pts.	Opp.
	W	L	W	L		
West Virginia	9	1	19	11	2,406	2,378
George Washington	8	2	24	6	2,349	1,974
Richmond	10	4	19	9	2,371	2,064
Washington & Lee	8	5	16	13	2,446	2,235
Furman	6	4	17	10	2,572	2,236
William & Mary	7	5	11	14	2,035	2,136
Davidson	4	6	8	13	1,405	1,676
VMI	4	9	8	15	1,623	1,821
Virginia Tech	4	14	7	20	1,932	2,163
The Citadel	0	10	0	17	1,043	1,486

	CONF		ALL		Pts.	Opp.
	W	L	W	L		
George Washington	10	2	19	7	2,090	1,868
West Virginia	10	2	21	9	2,369	2,230
Virginia Tech	10	7	14	11	1,906	1,729
Richmond	8	6	16	13	2,317	2,122
William & Mary	9	7	12	14	1,955	2,094
Furman	7	7	12	16	2,492	2,401
Davidson	5	7	10	15	1,869	1,948
Washington & Lee	5	8	12	16	2,096	2,126
VMI	3	11	4	19	1,580	1,882
The Citadel	0	10	2	19	1,324	1,950

	CONF		ALL		Pts.	Opp.
	W	L	W	L		
West Virginia	12	0	25	5	2,524	2,144
Washington & Lee	10	3	20	7	1,993	1,802
Virginia Tech	12	5	14	8	1,548	1,421
Furman	7	5	10	17	2,200	2,323
Richmond	9	7	15	11	1,924	1,839
William & Mary	7	11	9	18	1,968	2,071
The Citadel	5	9	11	14	1,807	1,852
Davidson	4	8	7	20	1,828	1,983
George Washington	3	9	3	21	1,580	1,839
VMI	1	13	4	22	1,700	2,036

	CONF		ALL		Pts.	Opp.
	W	L	W	L		
West Virginia	12	0	26	2	2,433	1,917
Virginia Tech	10	5	11	8	1,419	1,271
George Washington	8	4	12	11	1,633	1,593
The Citadel	9	6	16	11	1,777	1,713
William & Mary	9	9	15	14	2,110	2,104
Richmond	8	8	14	12	1,780	1,777
Davidson	4	8	9	15	1,466	1,555
Furman	4	8	10	16	1	



# YEAR-BY-YEAR STANDINGS



	CONF		ALL		Pts.	Opp.
	W	L	W	L		
West Virginia	11	0	29	5	2,884	2,462
Virginia Tech	10	2	16	5	1,758	1,419
The Citadel	7	4	15	5	1,354	1,265
William & Mary	7	7	13	11	1,730	1,652
Richmond	6	8	11	11	1,531	1,658
Furman	5	7	14	12	1,965	1,965
George Washington	4	7	14	11	1,938	1,721
Davidson	2	8	9	15	1,567	1,556
VMI	2	11	5	13	1,137	1,350

	CONF		ALL		Pts.	Opp.
	W	L	W	L		
Virginia Tech	12	1	20	6	2,127	1,847
West Virginia	9	2	26	5	2,775	2,351
William & Mary	10	5	15	11	1,938	1,914
The Citadel	8	4	15	8	1,724	1,533
George Washington	7	5	15	11	1,999	1,921
Furman	6	7	9	16	1,915	2,034
VMI	3	11	4	16	1,615	2,034
Richmond	2	12	7	18	1,674	1,938
Davidson	0	10	5	19	1,551	1,821

	CONF		ALL		Pts.	Opp.
	W	L	W	L		
West Virginia	11	1	23	4	2,325	2,100
Virginia Tech	12	3	15	7	1,854	1,629
The Citadel	10	3	17	8	2,017	1,946
William & Mary	9	6	14	10	1,801	1,719
Furman	6	7	15	11	1,910	1,879
Richmond	5	11	9	14	1,763	1,846
George Washington	3	9	9	17	2,073	2,202
VMI	3	11	5	17	1,694	1,784
Davidson	2	10	9	14	1,549	1,606

	CONF		ALL		Pts.	Opp.
	W	L	W	L		
West Virginia	12	1	24	6	2,562	2,221
Virginia Tech	9	3	19	6	2,047	1,831
Furman	8	5	15	12	2,025	1,999
George Washington	6	7	9	15	1,752	1,949
Davidson	5	6	14	11	1,726	1,744
VMI	6	8	9	11	1,469	1,559
The Citadel	4	8	8	15	1,669	1,734
Richmond	5	11	6	21	1,812	2,015
William & Mary	5	11	7	17	1,633	1,737

	CONF		ALL		Pts.	Opp.
	W	L	W	L		
West Virginia	11	2	23	8	2,554	2,311
Davidson	8	3	20	7	2,061	1,777
William & Mary	10	5	15	9	1,676	1,551
Furman	9	6	14	14	1,937	2,018
George Washington	6	6	8	15	1,618	1,699
Virginia Tech	6	6	12	12	1,758	1,743
VMI	6	10	6	15	1,544	1,644
Richmond	3	13	7	18	1,624	1,851
The Citadel	2	10	3	20	1,518	1,802

	CONF		ALL		Pts.	Opp.
	W	L	W	L		
Davidson	9	2	22	4	2,322	1,832
West Virginia	11	3	18	10	2,178	2,108
Virginia Tech	7	3	16	7	1,813	1,708
VMI	7	7	12	12	1,783	1,851
Furman	7	8	11	15	1,652	1,677
George Washington	5	7	11	15	2,002	2,067
William & Mary	5	9	9	13	1,505	1,475
The Citadel	4	8	11	10	1,528	1,527
Richmond	4	12	6	16	1,498	1,721

	CONF		ALL		Pts.	Opp.
	W	L	W	L		
Davidson	12	0	24	2	2,300	1,843
Virginia Tech	8	3	13	10	1,878	1,775
The Citadel	8	5	13	11	1,872	1,814
West Virginia	8	6	14	15	2,315	2,322
George Washington	6	7	10	13	1,728	1,800
William & Mary	6	8	12	13	1,667	1,678
Richmond	6	10	10	16	1,880	2,012
VMI	5	9	8	13	1,560	1,612
Furman	1	13	6	19	1,877	2,066
East Carolina	0	0	12	10	1,660	1,646

	CONF		ALL		Pts.	Opp.
	W	L	W	L		
Davidson	11	1	21	7	2,403	2,013
West Virginia	8	2	19	9	2,423	2,334
William & Mary	8	3	13	12	1,770	1,792
Richmond	9	7	12	13	2,119	2,170
East Carolina	5	7	11	15	2,023	2,035
Furman	4	8	9	17	1,862	2,220
VMI	5	11	5	18	1,782	1,880
The Citadel	4	9	7	16	1,669	1,795
George Washington	3	9	3	18	1,584	1,952

	CONF		ALL		Pts.	Opp.
	W	L	W	L		
West Virginia	9	1	19	9	2,442	2,248
Davidson	8	4	15	12	2,033	1,971
William & Mary	8	5	14	11	1,819	1,802
Richmond	9	7	11	12	1,844	1,910
The Citadel	6	7	8	17	1,974	2,116
George Washington	5	7	6	18	1,685	1,876
Furman	4	6	9	15	1,710	1,884
East Carolina	4	8	7	17	1,630	4,837
VMI	4	12	5	16	1,506	1,593

	CONF		ALL		Pts.	Opp.
	W	L	W	L		
Davidson	9	1	24	5	2,334	1,997
West Virginia	9	2	19	9	2,260	2,118
The Citadel	6	5	11	14	1,779	1,856
VMI	8	7	9	12	1,575	1,637
Furman	6	6	13	14	1,892	2,001
Richmond	7	8	12	13	2,052	2,140
East Carolina	6	7	9	16	1,928	1,987
William & Mary	4	10	6	18	1,846	1,996
George Washington	2	12	5	19	1,586	1,944

	CONF		ALL		Pts.	Opp.
	W	L	W	L		
Davidson	9	0	27	3	2,613	2,209
East Carolina	9	2	17	11	2,323	2,259
George Washington	7	5	14	11	2,115	2,034
Richmond	6	8	13	14	2,317	2,336
Furman	5	6	9	17	1,921	2,105
The Citadel	5	8	13	12	1,927	2,036
William & Mary	3	8	6	20	1,760	2,075
VMI	3	11	5	18	1,725	1,874

	CONF		ALL		Pts.	Opp.
	W	L	W	L		
Davidson	10	0	22	5	2,265	1,947
East Carolina	9	2	16	10	2,124	1,973
George Washington	6	4	12	15	2,011	2,117
Furman	5	6	13	13	1,923	1,951
William & Mary	5	7	11	16	2,136	2,219
The Citadel	4	8	8	16	1,666	1,818
Richmond	4	9	9	18	1,976	2,111
VMI	3	10	6	19	1,605	1,905

	CONF		ALL		Pts.	Opp.
	W	L	W	L		
Davidson	9	1	15	11	1,860	1,723
William & Mary	7	3	11	16	1,952	2,121
East Carolina	7	4	13	11	1,902	1,865
The Citadel	6	5	13	12	1,840	1,792
Furman	5	5	15	12	2,182	2,159
Richmond	3	9	7	21	2,023	2,270
VMI	1	11	1	25	1,625	2,123

	CONF		ALL		Pts.	Opp.
	W	L	W	L		
Davidson	8	2	19	9	2,326	2,139
Furman	8	3	17	11	2,592	2,449
William & Mary	6	4	10	17	1,950	2,034
East Carolina	7	5	15	14	2,187	2,280
The Citadel	5	6	12	13	1,945	1,895
Richmond	3	9	3	19	1,674	2,040
VMI	2	10	6	19	1,663	2,071
Appalachian State	0	0	8	18	2,065	2,217

	CONF		ALL		Pts.	Opp.
	W	L	W	L		
Davidson	9	1	18	9	2,295	2,160
Furman	11	2	20	9	2,500	2,215
East Carolina	7	7	12	12	1,845	1,922
The Citadel	6	7	11	15	1,764	1,864
William & Mary	5	6	10	17	2,043	2,215
Richmond	5	9	8	16	1,752	1,825
Appalachian State	3	8	6	20	1,949	2,334
VMI	3	9	7	19	1,706	1,966

	CONF		ALL		Pts.	Opp.
	W	L	W	L		
Furman	11	1	22	9	2,425	2,247
Richmond	10	4	16	12	2,096	2,145
Davidson	7	3	18	9	2,152	2,065
East Carolina	8	6	13	12	1,827	1,807
William & Mary	5	6	9	18	1,862	2,072
The Citadel	4	9	10	14	1,644	1,655
VMI	3	9	6	18	1,594	1,683
Appalachian State	1	11	6	19	1,752	2,002

	CONF		ALL		Pts.	Opp.
	W	L	W	L		
Furman	12	0	22	7	2,402	2,166
East Carolina	11	3	19	9	2,348	2,189
William & Mary	6	5	16	12	1,908	1,859
Richmond	7	7	10	16	2,126	2,284
VMI	6	6	13	13	2,108	2,061
Davidson	4	6	7	19	1,930	2,243
The Citadel	2	11	5	15	1,606	1,751
Appalachian State	1	11	3	23	1,633	1,995

	CONF		ALL		Pts.	Opp.
	W	L	W	L		
VMI	9	3	22	7	2,450	2,164
William & Mary	8	3	15	13	2,008	1,935
East Carolina	7	7	11	15	1,875	2,047
Richmond	7	7	14	14	2,131	2,123
Appalachian State	6	6	13	14	1,795	1,963
The Citadel	6	7	10	17	2,021	2,110
Furman	5	7	9	18	2,034	2,224
Davidson	1	9	5	21	1,906	2,131

	CONF		ALL		Pts.	Opp.
	W	L	W	L		
Furman	8	2	18	10	2,347	2,236
VMI	8	2	26	4	2,421	2,152
Appalachian State	8	4	17	12	1,940	1,968
William & Mary	7	4	16	14	2,176	2,012
East Carolina	3	9	10	18	1,905	2,028
Davidson	2	8	5	22	1,597	1,842
The Citadel	2	9	8	19	1,882	2,105
Chattanooga	0	0	27	5	2,840	2,449
Western Carolina	0	0	8	16	1,732	1,887
Marshall	0	0	8	19	2,187	2,376



# YEAR-BY-YEAR STANDINGS

#SoConHoops

	CONF		ALL		Pts.	Opp.
	W	L	W	L		
Furman	14	1	23	7	2,427	2,220
Marshall	10	6	17	12	2,131	2,069
Western Carolina	9	7	17	10	2,089	1,887
ETSU	8	7	15	13	2,006	1,905
Chattanooga	7	9	13	14	1,859	1,858
Appalachian State	6	10	12	16	1,723	1,760
The Citadel	6	10	14	13	1,833	1,876
VMI	6	10	11	16	1,973	2,043
Davidson	4	11	8	18	1,861	1,984

	CONF		ALL		Pts.	Opp.
	W	L	W	L		
Appalachian State	11	5	20	9	1,922	1,831
Davidson	11	5	13	14	2,107	2,161
Chattanooga	11	5	21	9	2,341	2,111
ETSU	9	7	13	14	1,969	1,908
Western Carolina	9	7	18	10	2,252	2,071
Furman	8	8	11	16	1,961	2,064
Marshall	8	8	18	10	2,281	2,163
VMI	3	13	4	23	1,742	2,083
The Citadel	2	14	9	17	1,679	1,767

	CONF		ALL		Pts.	Opp.
	W	L	W	L		
Chattanooga	15	1	27	4	2,258	1,871
Western Carolina	11	5	19	8	2,059	1,827
Davidson	9	7	14	15	1,785	1,851
ETSU	8	8	13	15	2,256	2,194
Marshall	8	8	16	11	2,161	2,079
The Citadel	7	9	14	14	1,901	1,933
Furman	7	9	11	16	1,973	2,013
Appalachian State	6	10	11	15	1,630	1,673
VMI	1	15	1	25	1,611	2,180

	CONF		ALL		Pts.	Opp.
	W	L	W	L		
Chattanooga	15	1	26	4	2,159	1,864
Marshall	13	3	20	8	2,212	1,969
ETSU	12	4	22	9	2,298	2,159
Western Carolina	9	7	17	12	2,155	2,016
Davidson	8	8	13	15	1,783	1,849
The Citadel	7	9	12	16	1,816	1,825
Furman	4	12	9	20	1,752	1,907
Appalachian State	3	13	6	21	1,607	1,809
VMI	1	15	2	25	1,586	1,994

	CONF		ALL		Pts.	Opp.
	W	L	W	L		
Marshall	13	3	25	6	2,601	2,252
Chattanooga	12	4	24	7	2,393	2,043
Western Carolina	9	7	15	13	2,174	2,125
Appalachian State	8	8	13	16	1,892	1,966
The Citadel	8	8	14	14	2,095	2,070
Furman	7	9	12	17	1,979	2,072
ETSU	6	10	9	19	1,761	1,954
Davidson	5	11	9	19	1,731	1,811
VMI	4	12	8	19	1,640	1,862

	CONF		ALL		Pts.	Opp.
	W	L	W	L		
Chattanooga	14	2	24	8	2,286	2,124
Marshall	12	4	21	13	2,559	2,361
The Citadel	11	5	18	11	2,247	2,177
Western Carolina	8	8	14	14	2,031	1,960
Appalachian State	7	9	14	14	2,017	1,936
VMI	7	9	16	14	1,863	1,816
Davidson	6	10	10	20	2,017	2,078
Furman	4	12	7	21	1,767	1,900
ETSU	3	13	9	18	1,798	1,979

	CONF		ALL		Pts.	Opp.
	W	L	W	L		
Chattanooga	12	4	21	10	2,232	2,097
Davidson	10	6	20	11	2,170	1,974
Marshall	10	6	19	11	2,285	2,217
Appalachian State	9	7	17	12	1,863	1,900
ETSU	8	8	13	16	2,159	2,191
Western Carolina	8	8	14	14	2,022	2,020
The Citadel	5	11	10	18	2,054	2,165
Furman	5	11	10	17	1,783	1,862
VMI	5	11	11	17	2,004	2,081

	CONF		ALL		Pts.	Opp.
	W	L	W	L		
Marshall	15	1	25	6	2,494	2,258
Chattanooga	14	2	21	8	2,166	2,017
Davidson	12	4	20	10	2,276	2,059
Furman	10	6	17	12	2,119	2,061
The Citadel	6	10	13	15	2,163	2,115
VMI	5	11	11	17	1,991	2,122
Western Carolina	4	12	10	19	1,979	2,133
Appalachian State	3	13	7	21	1,819	2,050
ETSU	3	13	7	21	1,948	2,243

	CONF		ALL		Pts.	Opp.
	W	L	W	L		
Marshall	14	2	24	8	2,683	2,427
Furman	11	5	18	10	2,101	1,980
Davidson	9	7	15	13	2,068	2,055
ETSU	9	7	14	15	2,188	2,285
Appalachian State	8	8	16	13	2,210	2,192
Chattanooga	8	8	20	13	2,490	2,390
VMI	6	10	13	17	2,080	2,188
The Citadel	5	11	8	20	2,000	2,247
Western Carolina	2	14	8	19	1,976	2,101

	CONF		ALL		Pts.	Opp.
	W	L	W	L		
Chattanooga	10	4	18	12	2,311	2,303
Furman	9	5	17	12	2,172	2,216
Appalachian State	8	6	20	8	2,130	1,945
ETSU	7	7	20	11	2,652	2,550
The Citadel	7	7	16	12	2,159	2,045
Marshall	6	8	15	15	2,530	2,542
VMI	5	9	11	17	2,138	2,132
Western Carolina	4	10	12	16	1,998	2,023

	CONF		ALL		Pts.	Opp.
	W	L	W	L		
ETSU	12	2	27	7	3,032	2,673
Marshall	9	5	15	13	2,132	2,061
Appalachian State	8	6	19	11	2,452	2,294
VMI	7	7	13	15	2,239	2,224
Chattanooga	7	7	14	14	2,124	2,109
The Citadel	5	9	12	16	2,076	2,179
Furman	5	9	15	16	2,380	2,419
Western Carolina	3	11	10	18	2,086	2,196

	CONF		ALL		Pts.	Opp.
	W	L	W	L		
Furman	11	3	20	9	2,354	2,177
ETSU	11	3	28	5	3,103	2,534
Chattanooga	11	3	19	10	2,344	2,183
Appalachian State	7	7	16	14	2,183	2,488
Marshall	7	7	14	14	2,301	2,336
VMI	5	9	10	18	1,997	2,167
Western Carolina	3	11	11	17	2,266	2,430
The Citadel	1	13	6	22	2,040	2,379

	CONF		ALL		Pts.	Opp.
	W	L	W	L		
ETSU	12	2	24	7	2,670	2,408
Chattanooga	12	2	23	7	2,426	2,157
Furman	9	5	17	11	2,188	2,040
Appalachian State	9	5	15	14	2,230	2,178
Western Carolina	5	9	11	17	2,242	2,361
Marshall	3	11	7	22	2,093	2,329
VMI	3	11	10	18	1,927	2,060
The Citadel	3	11	10	18	1,955	2,194

	CONF		ALL		Pts.	Opp.
	W	L	W	L		
Chattanooga	16	2	26	7	2,820	2,385
ETSU	12	6	19	10	2,413	2,254
Georgia Southern	12	6	19	9	2,216	2,110
Marshall	11	7	16	11	2,112	2,062
Davidson	10	8	14	14	2,078	2,040
The Citadel	8	10	10	17	1,737	1,928
Appalachian State	8	10	13	15	2,276	2,295
Furman	8	10	11	17	2,093	2,142
VMI	3	15	5	22	1,780	2,058
Western Carolina	2	16	6	21	1,868	2,034

	CONF		ALL		Pts.	Opp.
	W	L	W	L		
Chattanooga	14	4	23	7	2,451	2,309
Davidson	13	5	22	8	2,294	2,113
ETSU	13	5	16	14	2,512	2,430
Appalachian State	12	6	16	11	2,070	2,055
Georgia Southern	9	9	14	14	2,111	2,101
Western Carolina	8	10	12	16	2,048	2,105
Marshall	7	11	9	18	1,990	2,219
The Citadel	6	12	11	16	1,871	1,873
Furman	6	12	10	18	1,939	2,104
VMI	2	16	5	23	1,807	2,059

	CONF		ALL		Pts.	Opp.
	W	L	W	L		
Marshall	10	4	18	9	2,279	2,095
ETSU	9	5	14	14	2,217	2,205
Davidson	7	7	14	13	2,004	1,935
VMI	6	8	10	17	2,154	2,370
Appalachian State	4	10	9	20	1,251	2,285

	CONF		ALL		Pts.	Opp.
	W	L	W	L		
Chattanooga	11	3	19	11	2,294	2,170
Western Carolina	8	6	14	14	2,103	2,160
The Citadel	6	8	11	16	1,837	1,938
Furman	6	8	10	17	1,820	1,862
Georgia Southern	3	11	8	20	1,892	2,095

	CONF		ALL		Pts.	Opp.
	W	L	W	L		
Davidson	14	0	25	5	2,618	2,047
VMI	10	4	18	10	2,359	2,228
Marshall	8	6	17	11	2,560	2,351
#ETSU	3	11	7	20	1,992	2,210
Appalachian State	3	11	8	21	2,027	2,310

	CONF		ALL		Pts.	Opp.
	W	L	W	L		
Western Carolina	10	4	17	13	2,415	2,397
Chattanooga	9	5	15	12	1,977	1,827
Furman	6	8	10	17	1,982	2,128
The Citadel	5	9	10	16	1,795	1,958
Georgia Southern	2	12	3	23	1,470	1,825

	CONF		ALL		Pts.	Opp.
	W	L	W	L		
Marshall	10	4	20	9	2,314	2,172
Davidson	10	4	18	10	2,105	1,911
Appalachian State	8	6	14	14	1,990	1,953
VMI	7	7	12	16	2,170	2,187
ETSU	2	12	7	20	1,616	1,961

	CONF		ALL		Pts.	Opp.
	W	L	W	L		
Chattanooga	11	3	24	11	2,674	2,281
Western						



# YEAR-BY-YEAR STANDINGS



*College of Charleston coach John Kresse led the Cougars to a perfect 16-0 record and the SoCon tournament title in their first season in the league (1998-99).*

## 1998-99

North Division	CONF		ALL		Pts.	Opp.
	W	L	W	L		
Appalachian State	13	3	21	8	2,168	1,916
Davidson	11	5	16	11	2,058	1,844
ETSU	9	7	17	11	2,027	1,937
VMI	9	7	12	15	1,897	2,020
UNCG	5	11	7	20	1,756	1,998
Western Carolina	2	14	8	21	1,854	2,292

## South Division

South Division	CONF		ALL		Pts.	Opp.
	W	L	W	L		
College of Charleston	16	0	28	3	2,258	1,834
Chattanooga	9	7	16	12	1,898	1,820
Wofford	8	8	11	16	1,875	1,912
Georgia Southern	6	10	11	17	1,793	1,862
Furman	5	11	12	16	1,878	1,942
The Citadel	3	13	9	18	1,576	1,678

## 1999-2000

North Division	CONF		ALL		Pts.	Opp.
	W	L	W	L		
Appalachian State	13	3	23	9	2,530	2,228
Davidson	10	6	15	13	2,068	1,973
UNCG	9	7	15	13	2,007	2,024
ETSU	8	8	14	15	2,003	2,057
Western Carolina	7	9	14	14	2,150	2,248
VMI	1	15	6	23	2,053	2,247

## South Division

South Division	CONF		ALL		Pts.	Opp.
	W	L	W	L		
College of Charleston	13	3	24	6	2,035	1,759
Georgia Southern	10	6	16	12	2,158	2,209
Wofford	8	8	14	16	2,078	2,184
Chattanooga	6	10	10	19	2,018	2,102
The Citadel	5	10	9	20	1,891	2,109
Furman	5	10	14	18	2,252	2,190

## 2000-01

North Division	CONF		ALL		Pts.	Opp.
	W	L	W	L		
ETSU	13	3	18	10	2,034	1,825
UNCG	10	6	19	12	2,282	2,230
Appalachian State	7	9	11	20	2,005	2,186
Davidson	7	9	15	17	2,208	2,238
VMI	5	11	9	19	1,905	2,039
Western Carolina	3	13	6	25	2,030	2,341

## South Division

South Division	CONF		ALL		Pts.	Opp.
	W	L	W	L		
College of Charleston	12	4	22	7	1,942	1,739
Chattanooga	9	7	17	13	2,195	2,094
The Citadel	9	7	16	12	1,927	1,854
Georgia Southern	9	7	15	15	2,296	2,261
Wofford	7	9	12	16	1,990	1,928
Furman	5	11	10	16	1,730	1,725

## 2001-02

North Division	CONF		ALL		Pts.	Opp.
	W	L	W	L		
Davidson	11	5	21	9	2,192	2,046
UNCG	11	5	20	10	2,238	2,122
ETSU	11	5	18	10	2,281	2,039
Western Carolina	6	10	12	16	2,180	2,177
Appalachian State	5	11	10	18	2,140	2,211
VMI	5	11	10	18	2,141	2,300

## South Division

South Division	CONF		ALL		Pts.	Opp.
	W	L	W	L		
College of Charleston	9	7	21	9	2,082	1,824
Georgia Southern	9	7	16	12	2,230	2,088
Chattanooga	9	7	16	14	2,195	2,115
The Citadel	8	8	17	12	2,115	1,980
Furman	7	9	17	14	2,143	2,046
Wofford	5	11	11	18	1,939	2,002

## 2002-03

North Division	CONF		ALL		Pts.	Opp.
	W	L	W	L		
Davidson	11	5	17	10	2,180	1,920
ETSU	11	5	20	11	2,543	2,332
Appalachian State	11	5	19	10	2,434	2,309
Western Carolina	6	10	9	19	2,044	2,108
VMI	3	13	10	20	1,952	2,147
UNCG	3	13	7	22	2,042	2,193

## South Division

South Division	CONF		ALL		Pts.	Opp.
	W	L	W	L		
College of Charleston	13	3	25	8	2,461	2,233
Chattanooga	11	5	21	9	2,435	2,221
Wofford	8	8	14	15	2,209	2,142
Furman	8	8	14	17	2,047	2,053
Georgia Southern	8	8	16	13	2,226	2,207
The Citadel	3	13	8	20	1,858	1,933

## 2003-04

North Division	CONF		ALL		Pts.	Opp.
	W	L	W	L		
ETSU	15	1	27	6	2,618	2,291
Chattanooga	10	6	19	11	2,463	2,260
Elon	7	9	12	18	2,067	2,200
UNCG	7	9	11	17	2,043	2,103
Western Carolina	6	10	13	15	2,092	1,966
Appalachian State	4	12	9	21	2,091	2,170

## South Division

South Division	CONF		ALL		Pts.	Opp.
	W	L	W	L		
Georgia Southern	11	5	21	8	2,337	2,066
Davidson	11	5	17	12	2,119	2,054
College of Charleston	11	5	20	9	2,134	1,966
Furman	8	8	17	12	2,123	1,940
Wofford	4	12	9	20	2,118	2,266
The Citadel	2	14	6	22	1,640	2,003

## 2004-05

North Division	CONF		ALL		Pts.	Opp.
	W	L	W	L		
Chattanooga	10	6	20	11	2,253	2,034
UNCG	9	7	18	12	2,710	2,186
Appalachian State	9	7	18	12	2,192	2,070
Elon	5	11	8	23	1,868	2,090
ETSU	4	12	10	19	2,228	2,283
Western Carolina	3	13	8	22	2,094	2,259

## South Division

South Division	CONF		ALL		Pts.	Opp.
	W	L	W	L		
Davidson	16	0	23	9	2,316	2,102
College of Charleston	10	6	18	10	2,018	1,897
Georgia Southern	10	6	18	13	2,506	2,331
Furman	9	7	16	13	2,120	1,903
Wofford	7	9	14	14	2,040	1,961
The Citadel	4	12	12	16	1,868	1,953

## 2005-06

North Division	CONF		ALL		Pts.	Opp.
	W	L	W	L		
Elon	10	4	15	14	1,946	1,977
Chattanooga	8	6	19	13	2,320	2,245
Western Carolina	7	7	13	17	2,048	2,013
Appalachian State	6	8	14	16	2,100	2,113
UNCG	4	10	12	19	2,132	2,239

## South Division

South Division	CONF		ALL		Pts.	Opp.
	W	L	W	L		
Georgia Southern	11	4	20	10	2,325	2,180
Davidson	10	5	20	11	2,403	2,137
College of Charleston	9	6	17	11	2,052	1,861
Furman	8	7	15	13	2,021	1,921
Wofford	6	9	11	18	1,947	1,909
The Citadel	1	14	10	21	2,088	2,249

## 2006-07

North Division	CONF		ALL		Pts.	Opp.
	W	L	W	L		
Appalachian State	15	3	25	8	2,508	2,239
UNCG	12	6	16	14	2,083	2,055
Western Carolina	7	11	11	20	2,180	2,281
Chattanooga	6	12	15	18	2,261	2,256
Elon	5	13	7	23	1,874	2,112

## South Division

South Division	CONF		ALL		Pts.	Opp.
	W	L	W	L		
Davidson	17	1	29	5	2,765	2,336
College of Charleston	13	5	22	11	2,290	2,166
Furman	8	10	15	16	2,102	2,127
Georgia Southern	7	11	15	16	2,144	2,116
Wofford	5	13	10	20	2,129	2,256
The Citadel	4	14	7	23	1,758	2,041

## 2007-08

North Division	CONF		ALL		Pts.	Opp.
	W	L	W	L		
Chattanooga	13	7	18	13	2,344	2,260
Appalachian State	13	7	18	13	2,214	2,147
UNCG*	12	8	19	12	2,194	2,061
Elon	9	11	14	19	2,074	2,156
Western Carolina	6	14	10	21	1,979	2,140

\* later vacated six wins (including four SoCon wins)

## South Division

South Division	CONF		ALL		Pts.	Opp.
	W	L	W	L		
Davidson	20	0	29	7	2,803	2,274
Georgia Southern	13	7	20	12	2,400	2,286
College of Charleston	9	11	16	17	2,391	2,388
Wofford	8	12	16	16	2,147	2,136
Furman	6	14	7	23	1,837	2,142
The Citadel	1	19	6	24	1,903	2,228

## 2008-09

North Division	CONF		ALL		Pts.	Opp.
	W	L	W	L		
Western Carolina	11	9	16	15	2,293	2,251
Chattanooga	11	9	18	17	2,657	2,687
Samford	9	11	16	16	1,972	1,990

# YEAR-BY-YEAR STANDINGS

#SoConHoops

South Division	CONF		ALL		Pts.	Opp.
	W	L	W	L		
Wofford	15	3	26	9	2,408	2,134
College of Charleston	14	4	22	12	2,549	2,493
Davidson	11	7	16	15	2,202	2,149
The Citadel	9	9	16	16	1,950	1,914
Furman	7	11	13	17	2,052	2,059
Georgia Southern	6	12	9	12	2,260	2,529

2010-11 North Division	CONF		ALL		Pts.	Opp.
	W	L	W	L		
Western Carolina	12	6	18	15	2,303	2,275
Chattanooga	12	6	16	16	2,274	2,380
Appalachian State	10	8	16	15	2,265	2,269
Elon	7	11	14	17	2,301	2,301
UNCG	6	12	7	24	2,204	2,501
Samford*	4	14	12	19	1,880	2,072

\* later vacated six wins (one SoCon win)

South Division	CONF		ALL		Pts.	Opp.
	W	L	W	L		
College of Charleston	14	4	26	11	2,821	2,554
Wofford	14	4	21	13	2,502	2,313
Furman	12	6	22	11	2,271	2,124
Davidson	10	8	18	15	2,392	2,266
The Citadel	6	12	10	22	2,049	2,237
Georgia Southern	1	17	5	27	2,090	2,423

2011-12 North Division	CONF		ALL		Pts.	Opp.
	W	L	W	L		
UNCG	10	8	13	19	2,231	2,457
Elon	9	9	15	16	2,175	2,226
Western Carolina	8	10	17	18	2,503	2,459
Samford	8	10	11	19	1,984	2,092
Appalachian State	7	11	13	18	2,121	2,175
Chattanooga	5	13	11	21	2,260	2,204

South Division	CONF		ALL		Pts.	Opp.
	W	L	W	L		
Davidson	16	2	25	8	2,571	2,238
Wofford	12	6	19	14	2,110	2,087
Georgia Southern	12	6	15	15	2,110	2,087
College of Charleston	10	8	15	16	2,191	2,117
Furman	8	10	15	16	2,006	2,022
The Citadel	3	15	6	24	1,925	2,158

2012-13 North Division	CONF		ALL		Pts.	Opp.
	W	L	W	L		
Elon	13	5	21	12	2,273	2,144
Appalachian State	10	8	15	16	2,211	2,221
Western Carolina	9	9	14	19	2,288	2,299
Samford	9	9	11	21	1,957	2,114
Chattanooga	8	10	13	19	2,218	2,318
UNCG	6	12	9	22	2,222	2,286

South Division	CONF		ALL		Pts.	Opp.
	W	L	W	L		
Davidson	17	1	26	8	2,490	2,110
College of Charleston	14	4	21	11	2,297	2,176
Georgia Southern	7	11	14	19	2,050	2,148
Wofford	7	11	13	19	1,858	1,890
The Citadel	5	13	8	22	1,931	2,195
Furman	3	15	7	24	1,869	2,180

2013-14	CONF		ALL		Pts.	Opp.
	W	L	W	L		
Davidson	15	1	20	13	2,591	2,404
Chattanooga	12	4	18	15	2,489	2,439
Wofford	11	5	20	13	2,205	2,054
Elon	11	5	18	14	2,392	2,281
Western Carolina	10	6	19	15	2,524	2,469
UNCG	7	9	14	18	2,267	2,373
Georgia Southern	6	10	15	19	2,406	2,395
Samford	6	10	13	20	2,327	2,521
Appalachian State	5	11	9	21	2,034	2,152
Furman	3	13	9	21	1,955	2,196
The Citadel	2	14	7	26	2,211	2,453

2014-15	CONF		ALL		Pts.	Opp.
	W	L	W	L		
Wofford	16	2	28	7	2,331	2,089
Chattanooga	15	3	22	10	2,325	2,141
Mercer	12	6	19	16	2,334	2,196
Western Carolina	9	9	15	17	2,251	2,284
ETSU	8	10	16	14	2,201	2,140
VMI	7	11	11	19	2,415	2,428
Samford	6	12	13	19	2,216	2,301
The Citadel	6	12	11	19	1,919	2,058
UNCG	6	12	11	22	2,290	2,337
Furman	5	13	11	22	2,098	2,245

2015-16	CONF		ALL		Pts.	Opp.
	W	L	W	L		
Chattanooga	15	3	29	6	2,652	2,364
ETSU	14	4	24	12	2,813	2,687
Furman	11	7	19	6	2,487	2,333
Wofford	11	7	15	17	2,296	2,295
Western Carolina	10	8	16	18	2,479	2,490
UNCG	10	8	16	18	2,469	2,494
Mercer	8	10	19	15	2,446	2,339
Samford	4	14	14	19	2,440	2,442
VMI	4	14	9	21	2,081	2,264
The Citadel	3	15	10	22	2,753	2,962

2016-17	CONF		ALL		Pts.	Opp.
	W	L	W	L		
ETSU	14	4	27	8	2,964	2,438
UNCG	14	4	25	10	2,628	2,424
Furman	14	4	23	12	2,590	2,319
Chattanooga	10	8	19	12	2,314	2,132
Wofford	10	8	16	17	2,593	2,479
Mercer	9	9	15	17	2,239	2,184
Samford	8	10	20	16	2,834	2,733
The Citadel	4	14	12	21	2,964	3,121
Western Carolina	4	14	9	23	1,965	2,347
VMI	3	15	6	24	2,057	2,346

2017-18	CONF		ALL		Pts.	Opp.
	W	L	W	L		
UNCG	15	3	27	8	2,562	2,189
ETSU	14	4	25	9	2,556	2,241
Furman	13	5	23	10	2,619	2,260
Wofford	11	7	21	13	2,578	2,405
Mercer	11	7	19	15	2,561	2,373
Western Carolina	8	10	13	19	2,190	2,419
Samford	6	12	10	22	2,483	2,639
The Citadel	5	13	11	21	2,639	2,819
VMI	4	14	9	21	1,954	2,214
Chattanooga	3	15	10	23	2,289	2,424

2018-19	CONF		ALL		Pts.	Opp.
	W	L	W	L		
Wofford	18	0	30	5	2,879	2,295
UNCG	15	3	29	7	2,738	2,443
Furman	13	5	25	8	2,562	2,182
ETSU	13	5	24	10	2,707	2,371
Chattanooga	7	11	12	20	2,268	2,376
Samford	6	12	17	16	2,583	2,487
Mercer	6	12	11	20	2,248	2,246
The Citadel	4	14	12	18	2,553	2,584
VMI	4	14	11	21	2,433	2,617
Western Carolina	4	14	7	25	2,304	2,563

2019-20	CONF		ALL		Pts.	Opp.
	W	L	W	L		
ETSU	16	2	30	4	2,593	2,146
Furman	15	3	25	7	2,457	2,123
UNCG	13	5	23	9	2,372	2,020
Mercer	11	7	17	15	2,294	2,247
Western Carolina	10	8	19	12	2,444	2,317
Chattanooga	10	8	20	13	2,410	2,261
Wofford	8	10	19	16	2,523	2,399
Samford	4	14	10	23	2,448	2,711
VMI	3	15	9	24	2,380	2,346
The Citadel	0	18	6	24	2,244	2,433

2020-21	CONF		ALL		Pts.	Opp.
	W	L	W	L		
UNCG	13	5	21	9	2,189	2,020
Wofford	12	5	15	9	1,784	1,627
Furman	10	5	16	9	1,990	1,723
Chattanooga	9	7	18	8	1,888	1,801
ETSU	8	7	13	12	1,736	1,654
VMI	7	7	13	12	2,001	1,897
Mercer	8	9	18	11	2,225	2,082
The Citadel	5	11	13	12	2,019	1,959
Western Carolina	4	13	11	16	2,039	2,129
Samford	2	9	6	13	1,460	1,510



Steve Forbes led ETSU to 130 wins, two SoCon regular-season titles and two SoCon tournament titles in his five years at the helm for the school (2015-20), including just the fourth 30-win season in SoCon history in 2019-20. His average of 26 wins per season is tied for second by a coach in league history.



# SOCON CHAMPIONS



Year	School.....	W-L.....	Pct.....	Tournament champion
1920-21	.....	.....	.....	Kentucky
1921-22	Virginia.....	5-0.....	1.000.....	North Carolina
1922-23	North Carolina.....	5-0.....	1.000.....	Mississippi State
1923-24	Tulane.....	10-0.....	1.000.....	North Carolina
1924-25	North Carolina.....	8-0.....	1.000.....	North Carolina
1925-26	Kentucky.....	8-0.....	1.000.....	North Carolina
1926-27	South Carolina.....	9-1.....	.900.....	Vanderbilt
1927-28	Washington & Lee.....	7-1.....	.875.....	Mississippi
1928-29	Washington & Lee.....	7-1.....	.875.....	North Carolina State
1929-30	Alabama.....	10-0.....	1.000.....	Alabama
1930-31	Georgia.....	15-1.....	.938.....	Maryland
1931-32	Kentucky.....	9-1.....	.900.....	Georgia
	Maryland.....	9-1.....	.900.....	
1932-33	South Carolina.....	3-0.....	1.000.....	South Carolina
1933-34	South Carolina.....	6-0.....	1.000.....	Washington & Lee
1934-35	North Carolina.....	12-1.....	.923.....	North Carolina
1935-36	Washington & Lee.....	10-0.....	1.000.....	North Carolina
1936-37	Washington & Lee.....	11-1.....	.917.....	Washington & Lee
1937-38	North Carolina.....	13-3.....	.813.....	Duke
1938-39	Wake Forest.....	15-3.....	.833.....	Clemson
1939-40	Duke.....	13-2.....	.867.....	North Carolina
1940-41	North Carolina.....	14-1.....	.933.....	Duke
1941-42	Duke.....	15-1.....	.938.....	Duke
1942-43	Duke.....	12-1.....	.923.....	George Washington
1943-44	North Carolina.....	9-1.....	.900.....	Duke
1944-45	South Carolina.....	9-0.....	1.000.....	North Carolina
1945-46	North Carolina.....	13-1.....	.929.....	Duke
1946-47	North Carolina State.....	11-2.....	.846.....	North Carolina State
1947-48	North Carolina State.....	12-0.....	1.000.....	North Carolina State
1948-49	North Carolina State.....	14-1.....	.933.....	North Carolina State
1949-50	North Carolina State.....	12-2.....	.857.....	North Carolina State
1950-51	North Carolina State.....	13-1.....	.929.....	North Carolina State
1951-52	West Virginia.....	15-1.....	.938.....	North Carolina State
1952-53	North Carolina State.....	13-3.....	.813.....	Wake Forest
1953-54	George Washington.....	10-0.....	1.000.....	George Washington
1954-55	West Virginia.....	9-1.....	.900.....	West Virginia
1955-56	George Washington.....	10-2.....	.833.....	West Virginia
	West Virginia.....	10-2.....	.833.....	
1956-57	West Virginia.....	12-0.....	1.000.....	West Virginia
1957-58	West Virginia.....	12-0.....	1.000.....	West Virginia
1958-59	West Virginia.....	11-0.....	1.000.....	West Virginia
1959-60	Virginia Tech.....	12-1.....	.923.....	West Virginia
1960-61	West Virginia.....	11-1.....	.917.....	George Washington
1961-62	West Virginia.....	12-1.....	.923.....	West Virginia
1962-63	West Virginia.....	11-2.....	.846.....	West Virginia
1963-64	Davidson.....	9-2.....	.818.....	VMI
1964-65	Davidson.....	12-0.....	1.000.....	West Virginia
1965-66	Davidson.....	11-1.....	.917.....	Davidson
1966-67	West Virginia.....	9-1.....	.900.....	West Virginia
1967-68	Davidson.....	9-1.....	.900.....	Davidson
1968-69	Davidson.....	9-0.....	1.000.....	Davidson
1969-70	Davidson.....	10-0.....	1.000.....	Davidson
1970-71	Davidson.....	9-1.....	.900.....	Furman
1971-72	Davidson.....	8-2.....	.800.....	East Carolina
1972-73	Davidson.....	9-1.....	.900.....	Furman
1973-74	Furman.....	11-1.....	.917.....	Furman
1974-75	Furman.....	12-0.....	1.000.....	Furman
1975-76	VMI.....	9-3.....	.750.....	VMI
1976-77	Furman.....	8-2.....	.800.....	VMI
	VMI.....	8-2.....	.800.....	
1977-78	Appalachian State.....	9-3.....	.750.....	Furman
1978-79	Appalachian State.....	11-3.....	.786.....	Appalachian State
1979-80	Furman.....	14-1.....	.933.....	Furman
1980-81	Appalachian State.....	11-5.....	.688.....	Chattanooga
	Davidson.....	11-5.....	.688.....	
	Chattanooga.....	11-5.....	.688.....	
1981-82	Chattanooga.....	15-1.....	.938.....	Chattanooga
1982-83	Chattanooga.....	15-1.....	.938.....	Chattanooga
1983-84	Marshall.....	13-3.....	.813.....	Marshall
1984-85	Chattanooga.....	14-2.....	.875.....	Marshall
1985-86	Chattanooga.....	12-4.....	.750.....	Davidson
1986-87	Marshall.....	15-1.....	.938.....	Marshall
1987-88	Marshall.....	14-2.....	.875.....	Chattanooga

Year	School.....	W-L.....	Pct.....	Tournament champion
1988-89	Chattanooga.....	10-4.....	.714.....	ETSU
1989-90	ETSU.....	12-2.....	.857.....	ETSU
1990-91	ETSU.....	11-3.....	.786.....	ETSU
	Furman.....	11-3.....	.786.....	
	Chattanooga.....	11-3.....	.786.....	
1991-92	ETSU.....	12-2.....	.857.....	ETSU
	Chattanooga.....	12-2.....	.857.....	
1992-93	Chattanooga.....	16-2.....	.889.....	Chattanooga
1993-94	Chattanooga.....	14-4.....	.778.....	Chattanooga
1994-95	North — Marshall.....	10-4.....	.714.....	Chattanooga
	South — Chattanooga.....	11-3.....	.786.....	
1995-96	North — Davidson.....	14-0.....	1.000.....	Western Carolina
	South — Western Carolina.....	10-4.....	.714.....	
1996-97	North — Marshall.....	10-4.....	.714.....	Chattanooga
	North — Davidson.....	10-4.....	.714.....	
	South — Chattanooga.....	11-3.....	.786.....	
1997-98	North — Davidson.....	13-2.....	.867.....	Davidson
	North — Appalachian State.....	13-2.....	.867.....	
	South — Chattanooga.....	7-7.....	.500.....	
1998-99	North — Appalachian State.....	13-3.....	.813.....	College of Charleston
	South — Coll. of Charleston.....	16-0.....	1.000.....	
1999-00	North — Appalachian State.....	13-3.....	.813.....	Appalachian State
	South — Coll. of Charleston.....	13-3.....	.813.....	
2000-01	North — ETSU.....	13-3.....	.813.....	UNCG
	South — Coll. of Charleston.....	12-4.....	.750.....	
2001-02	North — Davidson.....	11-5.....	.688.....	Davidson
	North — UNCG.....	11-5.....	.688.....	
	North — ETSU.....	11-5.....	.688.....	
	South — Coll. of Charleston.....	9-7.....	.562.....	
	South — Georgia Southern.....	9-7.....	.562.....	
	South — Chattanooga.....	9-7.....	.562.....	
2002-03	North — Davidson.....	11-5.....	.688.....	ETSU
	North — ETSU.....	11-5.....	.688.....	
	North — Appalachian State.....	11-5.....	.688.....	
	South — Coll. of Charleston.....	13-3.....	.812.....	
2003-04	North — ETSU.....	15-1.....	.938.....	ETSU
	South — Georgia Southern.....	11-5.....	.688.....	
	South — Davidson.....	11-5.....	.688.....	
	South — Coll. of Charleston.....	11-5.....	.688.....	
2004-05	North — Chattanooga.....	10-6.....	.625.....	Chattanooga
	South — Davidson.....	16-0.....	1.000.....	
2005-06	North — Elon.....	10-4.....	.714.....	Davidson
	South — Georgia Southern.....	11-3.....	.744.....	
2006-07	North — Appalachian State.....	15-3.....	.833.....	Davidson
	South — Davidson.....	17-1.....	.944.....	
2007-08	North — Appalachian State.....	13-7.....	.650.....	Davidson
	North — Chattanooga.....	13-7.....	.650.....	
	South — Davidson.....	20-0.....	1.000.....	
2008-09	North — Western Carolina.....	11-9.....	.550.....	Chattanooga
	North — Chattanooga.....	11-9.....	.550.....	
	South — Davidson.....	18-2.....	.900.....	
2009-10	North — Appalachian State.....	13-5.....	.722.....	Wofford
	South — Wofford.....	15-3.....	.833.....	
2010-11	North — Western Carolina.....	12-6.....	.667.....	Wofford
	North — Chattanooga.....	12-6.....	.667.....	
	South — Coll. of Charleston.....	14-4.....	.778.....	
	South — Wofford.....	14-4.....	.778.....	
2011-12	North — UNCG.....	10-8.....	.556.....	Davidson
	South — Davidson.....	16-2.....	.889.....	
2012-13	North — Elon.....	13-5.....	.722.....	Davidson
	South — Davidson.....	17-1.....	.944.....	
2013-14	Davidson.....	15-1.....	.938.....	Wofford
2014-15	Wofford.....	16-2.....	.889.....	Wofford
2015-16	Chattanooga.....	15-3.....	.833.....	Chattanooga
2016-17	ETSU.....	14-4.....	.778.....	ETSU
	Furman.....	14-4.....	.778.....	
	UNCG.....	14-4.....	.778.....	
2017-18	UNCG.....	15-3.....	.833.....	UNCG
2018-19	Wofford.....	18-0.....	1.000.....	Wofford
2019-20	ETSU.....	16-2.....	.889.....	ETSU
2020-21	UNCG.....	13-5.....	.722.....	UNCG

## 1921

### Southern Intercollegiate Basketball Tournament Atlanta, Ga.

#### First Round, Feb. 25-26, 1921

Mercer 50, South Carolina 22  
Kentucky 50, Tulane 28  
Mississippi A&M 41, Furman 7  
Millsaps 46, Tennessee 29  
Georgia 47, Newberry 23  
Alabama Polytechnic Institute 45, Clemson 25  
Georgia Tech 53, Birmingham Southern 11

#### Quarterfinals, Feb. 28, 1921

Kentucky 49, Mercer 25  
Mississippi A&M 28, Millsaps 11  
Georgia 32, Alabama Polytechnic Institute 24  
Georgia Tech 31, Alabama 22

#### Semifinals, March 1, 1921

Kentucky 20, Mississippi A&M 13  
Georgia 26, Georgia Tech 21

#### Championship, March 2, 1921

Kentucky 20, Georgia 19

## 1922

### Southern Intercollegiate Basketball Tournament Atlanta, Ga.

#### First Round, Feb. 24, 1922

Vanderbilt 37, The Citadel 22  
Newberry 32, Auburn 21  
Tulane 31, Clemson 20  
North Carolina 35, Howard 22  
Kentucky 42, Georgetown (Ky.) 21  
Chattanooga 57, Furman 30  
Georgia 43, Oglethorpe 12  
Mercer 32, Centre 27

#### Second Round, Feb. 25, 1922

North Carolina 32, Newberry 27  
Georgia Tech 34, Mississippi State 30  
South Carolina 34, Wofford 18  
Tennessee 19, Mississippi College 18  
Chattanooga 25, Tulane 21  
Mercer 35, Kentucky 22  
Georgia 27, Vanderbilt 26

#### Quarterfinals, Feb. 27, 1922

Alabama 29, Tennessee 25  
Georgia Tech 34, South Carolina 23  
Mercer 25, Chattanooga 18  
North Carolina 33, Georgia 25

#### Semifinals, March 1, 1922

North Carolina 20, Alabama 11  
Mercer 29, Georgia Tech 14

#### Consolation, March 2, 1922

Georgia Tech 33, Alabama 25

#### Championship, March 2, 1922

North Carolina 40, Mercer 25  
NORTH CAROLINA – C. Carmichael 16, McDonald 10, P. Carmichael 6, Perry 6, Purser 2.  
MERCER – Harmon 18, Pope 6, Gamble 2.  
Halftime – North Carolina 21, Mercer 10.

## 1923

### Southern Intercollegiate Basketball Tournament Atlanta, Ga.

#### First Round, Feb. 27, 1923

Furman 40, Millsaps 21  
Centre 27, Clemson 23  
Vanderbilt 36, Louisiana State 10  
North Carolina 28, Mississippi College 21  
Chattanooga 43, Georgetown (Ky.) 27  
Alabama 44, Wofford 25  
Georgia 23, Tennessee 19  
Mercer 45, Auburn 24

## Second Round, Feb. 28, 1923

Mississippi State 47, Furman 21  
Alabama 49, South Carolina 24  
Mississippi 34, North Carolina 32  
Virginia Tech 26, Vanderbilt 23  
Georgia Tech 34, Centre 26  
Mercer 34, Newberry 22

## Quarterfinals, March 1, 1923

Mercer 28, Alabama 23  
Chattanooga 38, Virginia Tech 23  
Mississippi State 33, Mississippi 25  
Georgia Tech 27, Georgia 22

## Semifinals, March 2, 1923

Chattanooga 24, Mercer 19  
Mississippi State 25, Georgia Tech 17

## Consolation, March 3, 1923

Mercer 30, Georgia Tech 21

## Championship, March 3, 1923

Mississippi State 31, Chattanooga 21  
MISSISSIPPI STATE – Norris 12, Perkins 9, Sikes 8, Bryant 2.  
CHATTANOOGA – Barnes 8, Hill 6, Redd 5, Dyer 2.  
Halftime – Mississippi State 14, Chattanooga 7.

## 1924

### Atlanta, Ga.

#### Preliminary Round, Feb. 28, 1924

Clemson 17, Florida 15

#### First Round, Feb. 29, 1924

Tulane 60, South Carolina 23  
Maryland 34, VMI 19  
Alabama 44, Mississippi 42  
Vanderbilt 42, Clemson 13  
Mississippi State 35, Tennessee 18  
Auburn 35, Georgia Tech 29  
Georgia 36, Washington & Lee 24  
North Carolina 41, Kentucky 20

#### Quarterfinals, March 1, 1924

North Carolina 37, Vanderbilt 20  
Mississippi State 38, Tulane 30  
Georgia 29, Maryland 25  
Alabama 40, Auburn 19

#### Semifinals, March 3, 1924

Alabama 37, Georgia 20  
North Carolina 33, Mississippi St. 23

#### Championship, March 4, 1924

North Carolina 26, Alabama 18  
NORTH CAROLINA – Cobb 15, Carmichael 6, Devin 4, McDonald 1.  
ALABAMA – Carter 6, Stabler 5, McClintock 2, McGauley 2, Probst 2, Hudson 1.  
Halftime – North Carolina 13, Alabama 10.

## 1925

### Atlanta, Ga.

#### Preliminary Round, Feb. 28, 1925

Virginia 31, South Carolina 25  
North Carolina 42, Virginia Tech 13

#### First Round, March 2, 1925

Mississippi 27, VMI 20  
Virginia 29, Auburn 27  
Kentucky 31, Mississippi State 25  
North Carolina State 30, Maryland 18  
Tulane 37, Washington & Lee 20  
Georgia Tech 31, University of the of South 14  
North Carolina 35, Louisiana State 21

#### Quarterfinals, March 3, 1925

Mississippi 32, Virginia 24  
North Carolina 34, Georgia Tech 26  
Tulane 41, North Carolina State 24  
Georgia 32, Kentucky 31



*Cartwright Carmichael led North Carolina to tournament titles in 1922 and 1924 while becoming the Tar Heels' first-ever All-American.*

#### Semifinals, March 4, 1925

North Carolina 40, Georgia 19  
Tulane 44, Mississippi 23

#### Championship, March 5, 1925

North Carolina 36, Tulane 28  
NORTH CAROLINA – McDonald 13, Cobb 10, Purser 9, Dodderer 4.  
TULANE – E. Hennican 10, Morgan 6, Lind 6, Davidson 2, J. Hennican 2, Wilson 2.  
Halftime – North Carolina 14, Tulane 12.

## 1926

### Atlanta, Ga.

#### First Round, Feb. 26, 1926

North Carolina State 32, Auburn 26  
Kentucky 32, VMI 25  
Mississippi State 22, Maryland 19  
Virginia 29, Tulane 25  
North Carolina 52, Clemson 21  
Mississippi 50, University of the South 16  
Georgia 48, Tennessee 25  
Georgia Tech 30, Alabama 27

#### Quarterfinals, Feb. 27, 1926

Mississippi State 32, North Carolina State 29  
North Carolina 25, Virginia 23  
Mississippi 36, Georgia Tech 24  
Kentucky 39, Georgia 34

#### Semifinals, March 1, 1926

Mississippi State 31, Kentucky 26  
North Carolina 38, Mississippi 23

#### Championship, March 2, 1926

North Carolina 37, Mississippi State 23  
NORTH CAROLINA – Cobb 19, Newcombe 10, Hackney 5, Dodderer 2, Devin 1.  
MISSISSIPPI STATE – Ricks 8, Stone 6, Jones 4, Bryant 3, Berry 1, Hartness 1.  
Halftime – North Carolina 15, Mississippi State 15.



# SOCON TOURNAMENT RESULTS



**1927**

**Atlanta, Ga.**

**First Round, Feb. 25, 1927**

Vanderbilt 44, Washington & Lee 32  
South Carolina 32, North Carolina State 26  
North Carolina 32, Tennessee 17  
Auburn 38, Virginia Tech 33  
Georgia 36, VMI 14  
Georgia Tech 40, Mississippi State 24

**Quarterfinals, Feb. 26, 1927**

Vanderbilt 32, Mississippi 20  
North Carolina 28, Auburn 15  
Georgia 27, Maryland 22  
South Carolina 32, Georgia Tech 18

**Semifinals, Feb. 27, 1927**

Vanderbilt 31, South Carolina 25  
Georgia 23, North Carolina 20

**Championship, March 1, 1927**

Vanderbilt 46, Georgia 44  
VANDERBILT – Stuart 19, Baker 14, McCall 5, Bridges 4, Moss 4.  
GEORGIA – Keen 18, Florence 16, Drew 4, Forbes 4, Turner 2.  
Halftime – Georgia 20, Vanderbilt 18.

**1928**

**Atlanta, Ga.**

**First Round, Feb. 24-25, 1928**

Mississippi 40, North Carolina 35  
Kentucky 56, South Carolina 40  
Virginia 42, Alabama 28  
Mississippi State 44, Washington & Lee 24  
Auburn 27, Clemson 26  
Louisiana State 44, North Carolina 38  
Georgia 47, VMI 36  
Georgia Tech 50, Florida 24

**Quarterfinals, Feb. 26, 1928**

Mississippi 55, Louisiana State 28  
Mississippi State 44, Virginia 28  
Auburn 30, Georgia Tech 29  
Kentucky 33, Georgia 18

**Semifinals, Feb. 27, 1928**

Auburn 42, Mississippi State 34  
Mississippi 41, Kentucky 29

**Championship, Feb. 28, 1928**

Mississippi 31, Auburn 30  
MISSISSIPPI – Lee 8, C. Phillips 8, Selby 6, A. Phillips 5, Laird 4.  
AUBURN – Akin 15, DuBose 7, Ellis 5, F. James 2, E. James 1.  
Halftime – Auburn 15, Mississippi 8.

**1929**

**Atlanta, Ga.**

**First Round, March 1-2, 1929**

Mississippi 37, Maryland 35  
Kentucky 29, Tulane 15  
Washington & Lee 32, Louisiana State 22  
North Carolina State 48, Tennessee 32  
Duke 38, Alabama 32  
Georgia 42, Auburn 24  
North Carolina 43, Mississippi State 18  
Clemson 30, Georgia Tech 26

**Quarterfinals, March 3, 1929**

North Carolina State 31, Clemson 28  
Mississippi 50, Washington & Lee 28  
Georgia 26, Kentucky 24  
Duke 34, North Carolina 17

**Semifinals, March 4, 1929**

North Carolina State 34, Mississippi 32  
Duke 43, Georgia 37

**Championship, March 5, 1929**

North Carolina State 44, Duke 35  
NORTH CAROLINA STATE – Goodwin 14, Haar 11, Johnson 9, Young 8, Warren 2.  
DUKE – Crosen 12, Councilor 6, Candler 5, Farley 4, Rogers 4, Werber 4.  
Halftime – North Carolina State 25, Duke 18.

**1930**

**Atlanta, Ga.**

**First Round, Feb. 28, 1930**

University of the South 25, North Carolina State 19  
Washington & Lee 33, Mississippi 29  
Alabama 31, Clemson 22  
Tennessee 28, VMI 20  
Duke 43, Louisiana State 34  
Kentucky 26, Maryland 21  
Georgia 26, North Carolina 17  
Georgia Tech 53, Tulane 31

**Quarterfinals, March 1, 1930**

Alabama 29, Georgia 26  
Kentucky 44, University of the South 22  
Tennessee 38, Washington & Lee 29  
Duke 44, Georgia Tech 35

**Semifinals, March 3, 1930**

Duke 37, Kentucky 32  
Alabama 32, Tennessee 22

**Championship, March 4, 1930**

Alabama 31, Duke 24  
ALABAMA – Smith 9, Laney 7, Wambsganas 7, O'Neill 6, Hood 2.  
DUKE – Werber 10, Crosen 6, Rogers 4, Farley 3, Councilor 2.  
Halftime – Alabama 15, Duke 11.

**1931**

**Atlanta, Ga.**

**First Round, Feb. 27, 1931**

North Carolina 23, Vanderbilt 21  
Auburn 33, Virginia 26  
Duke 31, Clemson 27  
Tennessee 26, Alabama 20  
Maryland 37, Louisiana State 33  
Georgia 32, Washington & Lee 31  
Kentucky 33, North Carolina State 28  
Florida 53, Georgia Tech 48

**Quarterfinals, Feb. 28, 1931**

Maryland 19, North Carolina 17  
Florida 33, Tennessee 29  
Kentucky 35, Duke 30  
Georgia 31, Auburn 27

**Semifinals, March 2, 1931**

Maryland 26, Georgia 25  
Kentucky 56, Florida 35

**Championship, March 3, 1931**

Maryland 29, Kentucky 27  
MARYLAND – Berger 12, Ronkin 7, Norris 5, Mays 3, Chalmers 2.  
KENTUCKY – Bronston 14, McGinnis 7, Yater 5, Worthington 1.  
Halftime – Maryland 18, Kentucky 7.

**1932**

**Atlanta, Ga.**

**First Round, Feb. 26, 1932**

Virginia 20, Alabama 16  
North Carolina 35, Tennessee 25  
Duke 44, Vanderbilt 32  
Kentucky 50, Tulane 30  
Florida 39, Maryland 24  
Auburn 34, North Carolina State 33  
Georgia 48, Mississippi State 26  
Louisiana State 36, Georgia Tech 33

**Quarterfinals, Feb. 27, 1932**

Duke 33, Florida 22  
North Carolina 43, Kentucky 42  
Auburn 30, Louisiana State 22  
Georgia 40, Virginia 19

**Semifinals, Feb. 28, 1932**

North Carolina 52, Auburn 31  
Georgia 43, Duke 32

**Championship, Feb. 29, 1932**

Georgia 26, North Carolina 24  
GEORGIA – Young 10, Moran 8, Smith 7, Chandler 1.  
NORTH CAROLINA – Hines 11, Alexander 6, Weathers 4, McCachren 2, Edwards 1.  
Halftime – Georgia 18, North Carolina 16

**1933**

**Raleigh, N.C.**

**First Round, Feb. 24, 1933**

North Carolina 32, Virginia 27  
Washington & Lee 35, North Carolina State 34  
Duke 38, Virginia 24  
South Carolina 65, Maryland 28

**Semifinals, Feb. 25, 1933**

South Carolina 34, North Carolina 32  
Duke 41, Washington & Lee 32

**Championship, Feb. 27, 1933**

South Carolina 33, Duke 21  
SOUTH CAROLINA – Henderson 13, F. Tompkins 13, B. Tompkins 4, Roland 3.  
DUKE – Holbrook 9, J. Thompson 9, H. Thompson 3.  
Halftime – Duke 15, South Carolina 13.

**1934**

**Raleigh, N.C.**

**First Round, March 1, 1934**

Washington & Lee 45, Maryland 37  
North Carolina 27, Virginia 18  
Duke 35, VMI 14  
North Carolina State 43, South Carolina 24

**Semifinals, March 2, 1934**

Washington & Lee 32, North Carolina State 28  
Duke 21, North Carolina 18

**Championship, March 3, 1934**

Washington & Lee 30, Duke 29  
WASHINGTON & LEE – Pette 8, Sawyers 7, Smith 6, Jones 5, Fields 4.  
DUKE – J. Thompson 10, Mack 7, H. Thompson 6, Bell 2, Ferguson 2, Weaver 2.  
Halftime – Duke 23, Washington & Lee 17.

**1935**

**Raleigh, N.C.**

**First Round, Feb. 28, 1935**

North Carolina State 42, VMI 30  
Duke 39, Virginia 32  
North Carolina 46, South Carolina 25  
Washington & Lee 29, Clemson 25

**Semifinals, March 1, 1935**

North Carolina 30, North Carolina State 28  
Washington & Lee 31, Duke 27

**Championship, March 2, 1935**

North Carolina 35, Washington & Lee 27  
NORTH CAROLINA – Aitken 11, Harris 7, Nelson 6, Webster 6, Kaveny 2, McCachren 2, Glace 1.  
WASHINGTON & LEE – Pette 8, Smith 8, Fields 5, Ellis 2, Iler 2, Richardson 2.  
Halftime – North Carolina 16, Washington & Lee 11.



# SOCON TOURNAMENT RESULTS

#SoConHoops

## 1936 Raleigh, N.C.

**First Round, March 5, 1936**  
North Carolina 39, Virginia 21  
Washington & Lee 36, Virginia Tech 20  
Maryland 47, Duke 35  
North Carolina State 32, Clemson 31

**Semifinals, March 6, 1936**  
Washington & Lee 38, Maryland 32  
North Carolina 31, North Carolina State 28

**Championship, March 7, 1936**  
North Carolina 50, Washington & Lee 45  
NORTH CAROLINA – Bershak 15, Kaveny 13, Mullis 6, Ruth 6, McCachren 5, Nelson 5.  
WASHINGTON & LEE – Spessard 21, Pette 9, Heath 7, Carson 4, Iler 4.  
Halftime – Washington & Lee 31, North Carolina 19.

## 1937 Raleigh, N.C.

**First Round, March 4, 1937**  
Washington & Lee 42, South Carolina 22  
Wake Forest 33, Richmond 24  
North Carolina State 42, Maryland 35  
North Carolina 34, Duke 30

**Semifinals, March 5, 1937**  
Washington & Lee 27, North Carolina State 23  
North Carolina 37, Wake Forest 35

**Championship, March 6, 1937**  
Washington & Lee 44, North Carolina 33  
WASHINGTON & LEE – Spessard 25, Borries 8, Iler 7, Carson 2, Frazier 2.  
NORTH CAROLINA – Mullis 13, Potts 9, Bershak 5, Ruth 4, McCachren 2.  
Halftime – Washington & Lee 23, North Carolina 16.

## 1938 Raleigh, N.C.

**First Round, March 3, 1938**  
Clemson 35, Richmond 32  
Washington & Lee 48, North Carolina 33  
Maryland 45, The Citadel 43  
Duke 44, North Carolina State 33

**Semifinals, March 4, 1938**  
Clemson 38, Washington & Lee 33  
Duke 35, Maryland 32

**Championship, March 5, 1938**  
Duke 40, Clemson 30  
DUKE – Swindell 14, Edwards 12, Bergman 8, Hoffman 2, Minor 2, O'Mara 2.  
CLEMSON – McFadden 13, Cheves 7, Kitchens 6, Flathman 3, Bryce 1.  
Halftime – Duke 20, Clemson 11.

## 1939 Raleigh, N.C.

**First Round, March 1, 1939**  
Richmond 31, VMI 20,  
North Carolina State 40, Duke 39  
Clemson 44, North Carolina 43

**Quarterfinals, March 2, 1939**  
Davidson 43, Washington & Lee 32  
Maryland 47, Richmond 32  
North Carolina State 40, The Citadel 38  
Clemson 30, Wake Forest 28

**Semifinals, March 3, 1939**  
Maryland 53, North Carolina State 29  
Clemson 49, Davidson 33

## Championship, March 4, 1939

Clemson 39, Maryland 27  
CLEMSON – Lancaster 14, McFadden 9, Buchanon 8, Bryce 5, Flathman 2, Moorman 1.  
MARYLAND – Johnson 9, DeWitt 7, Mondorff 4, Knepley 3, Bengoechea 2, Rea 2.  
Halftime – Clemson 17, Maryland 17.

## 1940 Raleigh, N.C.

**First Round, Feb. 29, 1940**  
Wake Forest 40, Richmond 34  
Duke 40, The Citadel 35  
North Carolina 50, Clemson 41  
Maryland 43, Washington & Lee 30

**Semifinals, March 1, 1940**  
North Carolina 43, Wake Forest 35  
Duke 44, Maryland 32

## Championship, March 2, 1940

North Carolina 43, Duke 23  
NORTH CAROLINA – Severin 1 0-0 2, Dilworth 0 1-2 1, Rose 1 2-2 4, Smith 0 0-0 0, Glamack 7 4-5 8, Pesar 2 0-0 4, Mathes 2 1-1 5, Roberson 0 0-0 0, Howard 2 0-0 4, Gersten 0 1-1 1. Totals 15 9-11 39.  
DUKE – Parson 1 0-0 2, Price 2 2-3 6, Mock 2 1-1 5, Shokes 0 0-0 0, Holley 2 1-1 5, Allen 1 3-3 5, Valasek 0 0-0 0, Connelly 0 0-2 0, McCahan 0 0-0 0. Totals 8 7-10 23.  
Halftime – North Carolina 30, Duke 14.

## 1941 Raleigh, N.C.

**First Round, Feb. 27, 1941**  
Duke 38, North Carolina 37  
South Carolina 41, Richmond 32  
William & Mary 52, Wake Forest 34  
VMI 39, Washington & Lee 32

**Semifinals, Feb. 28, 1941**  
South Carolina 37, VMI 36  
Duke 57, William & Mary 42

## Championship, March 1, 1941

Duke 53, South Carolina 30  
DUKE – Rothbaum 2 2-2 6, Price 0 0-1 0, Mock 2 0-0 4, Spuhler 4 1-3 9, Holley 8 0-1 16, Valasek 4 0-1 8, McCahan 2 1-2 5, Shokes 2 1-1 5, Connelly 0 0-1 0. Totals 24 5-12 53.  
SOUTH CAROLINA – Lofdahl 1 0-0 2, Hymson 2 0-1 4, Westmoreland 6 4-7 16, Lytle 2 2-5 6, Roskie 1 0-3 2, Anderson 0 0-0 0, Durham 0 0-3 0. Totals 12 6-19 30.  
Halftime – Duke 15, South Carolina 14.

## 1942 Raleigh, N.C.

**First Round, March 5, 1942**  
Duke 59, Washington & Lee 41  
North Carolina State 56, South Carolina 43  
Wake Forest 32, North Carolina 26  
William & Mary 44, George Washington 43

**Semifinals, March 6, 1942**  
Duke 54, Wake Forest 45  
North Carolina State 53, William & Mary 52

## Championship, March 7, 1942

Duke 45, North Carolina State 34  
DUKE – Spuhler 2 0-3 4, Rothbaum 2 2-5 6, Seward 0 2-3 2, Allen 3 4-5 10, Gantt 1 0-0 2, McCahan 3 0-0 6, G. Loftis 3 1-2 7, Stark 1 0-0 2, C. Loftis 3 0-1 6. Totals 18 9-19 45.  
NORTH CAROLINA STATE – Mock 3 4-5 10, Ball 1 1-1 3, Stevens 2 0-0 4, Strayhorn 0 1-1 1, McKinney 5 1-1 11, Tabscott 2 1-4 5, Almond 0 0-0 0, Carvalho 0 0-2 0. Totals 13 8-14 34.  
Halftime – Duke 20, North Carolina State 19.

## 1943 Raleigh, N.C.

**First Round, March 4, 1943**  
Davidson 33, North Carolina State 30  
George Washington 49, William & Mary 23  
Duke 57, VMI 41  
The Citadel 37, South Carolina 23

**Semifinals, March 5, 1943**  
George Washington 47, Davidson 40  
Duke 56, The Citadel 37

## Championship, March 6, 1943

George Washington 56, Duke 40  
GEORGE WASHINGTON – Konizewski 4 1-1 9, Jackson 1 0-0 2, Groetzinger 3 0-2 6, Myers 0 1-1 1, Gustafson 4 4-6 12, McNary 0 0-0 0, Rausch 7 2-4 16, Wagman 1 0-0 2, Gallagher 3 2-2 8, Reichwein 0 0-0 0. Totals 23 10-16 56.  
DUKE – Seward 5 0-0 10, Carver 4 1-5 9, Coleman 1 0-0 2, Gantt 2 0-2 4, C. Loftis 6 1-1 13, G. Loftis 1 0-0 2. Totals 19 2-8 40.  
Halftime – George Washington 30, Duke 20.

## 1944 Raleigh, N.C.

**First Round, Feb. 24, 1944**  
Virginia Tech 38, Davidson 34  
North Carolina State 42, Maryland 23  
North Carolina 62, Richmond 41  
Duke 68, William & Mary 25

**Semifinals, Feb. 25, 1944**  
North Carolina 39, Virginia Tech 24  
Duke 40, North Carolina State 32

## Championship, Feb. 26, 1944

Duke 44, North Carolina 27  
DUKE – Carver 5 1-2 11, Turner 0 0-0 0, Gilbert 0 0-1 0, Hartley 4 0-0 8, Wright 4 7-7 15, Hyde 0 0-0 0, Harner 2 3-4 7, Metzler 0 0-0 0, Balitzaris 0 0-0 0, Bailey 1 1-1 3. Totals 16 12-15 44.  
NORTH CAROLINA – Mock 3 1-1 7, Poole 0 0-0 0, Box 5 2-3 12, Donnan 0 0-0 0, Dewell 1 2-4 4, Altemose 0 0-1 0, Fitch 0 1-3 1, Creticos 1 0-0 2, Anderson 0 0-0 0, Hayworth 0 1-1 1. Totals 10 7-13 27.  
Halftime – Duke 27, North Carolina 17.

## 1945 Raleigh, N.C.

**First Round, Feb. 22, 1945**  
South Carolina 55, Clemson 24  
North Carolina 55, North Carolina State 28  
William & Mary 54, The Citadel 41  
Duke 76, Maryland 49

**Semifinals, Feb. 23, 1945**  
North Carolina 39, South Carolina 26  
Duke 59, William & Mary 22

## Championship, Feb. 24, 1945

North Carolina 49, Duke 38  
NORTH CAROLINA – Jordan 7 5-5 19, Allen 0 0-0 0, Dillon 3 2-4 8, Paxton 2 1-3 5, Anderson 0 1-1 1, Thompson 0 0-0 0, Alvarez 6 3-7 15, Markin 0 1-1 1. Totals 18 13-21 49.  
DUKE – Carver 4 5-5 13, Sapp 1 3-6 5, Brunner 0 0-0 0, Van Sholk 1 1-1 3, Koffenberger 4 3-3 11, Green 0 0-0 0, Buckley 2 0-0 4, Crowder 1 0-0 2, Steele 0 0-0 0, Roelike 0 0-0 0. Totals 13 12-16 38.  
Halftime – North Carolina 19, Duke 16.

## 1946 Raleigh, N.C.

**First Round, Feb. 28, 1946**  
Virginia Tech 39, George Washington 33  
Duke 44, North Carolina State 38  
North Carolina 54, Maryland 27  
Wake Forest 42, William & Mary 31



# SOCON TOURNAMENT RESULTS



## Semifinals, March 1, 1946

Wake Forest 31, North Carolina 29  
Duke 44, Virginia Tech 38

## Championship, March 2, 1946

Duke 49, Wake Forest 30  
DUKE – Seward 4 1-1 9, Cordell 0 0-0 0, Ausbon 5 1-3 11, Cheek 0 0-0 0, Koffenberger 3 5-6 11, Corrington 0 0-0 0, Gordon 3 0-1 6, Robinson 1 0-0 2, Whiting 4 2-2 10, Gray 0 0-0 0. Totals 20 9-12 49.  
WAKE FOREST – Veitch 2 0-0 4, Williams 5 1-1 11, Mayberry 0 0-2 0, Walters 2 1-3 5, Hinerman 3 2-5 8, Lougee 1 0-0 2, Ognovich 0 0-0 0. Totals 13 4-11 30.  
Halftime – Duke 24, Wake Forest 16.

## 1947 Durham, N.C.

### First Round, March 6, 1947

South Carolina 56, Duke 54  
North Carolina State 55, Maryland 43  
George Washington 70, Washington & Lee 55  
North Carolina 55, Richmond 43

### Semifinals, March 7, 1947

North Carolina State 70, George Washington 47  
North Carolina 58, South Carolina 33

### Championship, March 8, 1947

North Carolina State 50, North Carolina 48  
NORTH CAROLINA STATE – Dickey 0 2-4 2, Sloan 0 0-0 0, McComas 2 0-2 4, Cartier 4 2-4 10, Bartels 4 6-7 14, Negley 7 4-4 18, Katkavek 0 2-6 2. Totals 17 16-27 50.  
NORTH CAROLINA – Paxton 4 2-3 10, Hamilton 1 2-2 4, Hartley 0 0-0 0, Nearman 4 3-6 11, Dillon 0 0-1 0, White 4 2-3 10, Kohler 5 2-3 12, Hayworth 0 0-1 0, Thorne 0 1-1 1. Totals 18 12-20 48.  
Halftime – North Carolina 31, North Carolina State 27.

## 1948 Durham, N.C.

### First Round, March 2, 1948

William & Mary 61, Wake Forest 56  
Duke 63, South Carolina 48

### Quarterfinals, March 3, 1948

North Carolina 61, Virginia Tech 40  
Davidson 58, Maryland 51  
North Carolina State 73, William & Mary 52  
Duke 54, George Washington 51

### Semifinals, March 4, 1948

North Carolina State 55, North Carolina 50  
Duke 53, Davidson 37

### Championship, March 5, 1948

North Carolina State 58, Duke 50  
NORTH CAROLINA STATE – McComas 3 2-2 8, Ranzino 1 1-1 3, Cartier 8 4-4 20, Stine 0 1-2 1, Horvath 6 1-1 13, Bubas 0 0-0 0, Bartels 2 1-2 5, Sloan 2 3-4 7, Katkavek 0 1-1 1. Totals 22 14-17 58.  
DUKE – Ausbon 2 2-6 6, Duff 0 3-3 3, Youmans 8 0-2 16, York 0 1-2 1, Collins 3 1-3 7, Sapp 0 0-0 0, Martin 3 0-0 6, Gordon 3 3-5 9, Hughes 0 2-3 2. Totals 19 12-24 50.  
Halftime – Duke 27, North Carolina State 24.

## 1949 Durham, N.C.

### First Round, March 2, 1949

North Carolina State 64, Wake Forest 42  
North Carolina 79, Maryland 61  
George Washington 62, South Carolina 45  
William & Mary 54, Davidson 50

### Semifinals, March 3, 1949

North Carolina State 43, North Carolina 40  
George Washington 78, William & Mary 74



*NC State's Ed Bartels played on back-to-back SoCon championship teams in 1947 and '48.*

### Championship, March 4, 1949

North Carolina State 55, George Washington 39  
NORTH CAROLINA STATE – Dickey 2 6-6 10, Ranzino 2 1-1 5, McComas 2 2-2 6, Horvath 5 2-2 12, Cartier 2 4-5 8, Bubas 1 3-5 5, Harand 1 0-0 2, Garrison 2 3-4 7. Totals 17 21-25 55.  
GEORGE WASHINGTON – Moffatt 1 2-4 4, Haithcock 0 5-5 5, Pietras 0 0-0 0, Adler 1 2-2 4, Schreiber 0 1-2 1, Small 0 1-1 1, Cantwell 5 2-3 12, Shapiro 0 0-0 0, Witkin 3 1-2 7, McNuff 2 1-1 5. Totals 12 15-20 39.  
Halftime – North Carolina State 25, George Washington 24.

## 1950 Durham, N.C.

### First Round, March 1, 1950

North Carolina State 67, Virginia Tech 42  
Wake Forest 65, George Washington 61  
Duke 53, South Carolina 41  
William & Mary 50, North Carolina 43

### Semifinals, March 2, 1950

North Carolina State 59, Wake Forest 53  
Duke 60, William & Mary 50

### Championship, March 3, 1950

North Carolina State 67, Duke 47  
NORTH CAROLINA STATE – Dickey 3 0-1 6, Ranzino 12 7-8 31, Stine 1 0-0 2, Cartier 1 1-1 3, Horvath 7 4-5 18, Cook 0 0-0 0, Bubas 1 3-5 5, Harand 0 1-2 1, Terrell 0 1-2 1. Totals 25 17-24 67.  
DUKE – Scarborough 3 1-4 7, Youmans 4 3-7 11, Allen 1 1-1 3, Kulpas 0 2-2 2, York 5 1-1 11, Crowder 3 0-1 6, Engberg 0 0-1 0, Fleming 2 3-3 7. Totals 18 11-20 47.  
Halftime – North Carolina State 31, Duke 26.

## 1951 Raleigh, N.C.

### First Round, March 6, 1951

North Carolina St 83, South Carolina 53  
Maryland 50, Clemson 48  
Duke 64, Virginia Tech 61  
William & Mary 88, West Virginia 67

### Semifinals, March 7, 1951

North Carolina State 54, Maryland 45  
Duke 71, William & Mary 69

### Championship, March 8, 1951

North Carolina State 67, Duke 63  
NORTH CAROLINA STATE – Ranzino 5 4-7 14, Speight 5 4-5 14, Brandenburg 1 1-1 3, Horvath 10 5-10 25, Bubas 2 0-1 4, Terrill 2 2-2 6, Yurin 0 1-1 1, Kukoy 0 0-1 0. Totals 25 17-28 67.

DUKE – Fleming 2 5-8 9, Crowder 1 1-1 3, Johnson 2 2-2 6, Latimer 1 0-1 2, Deimling 0 2-2 2, Allen 0 0-0 0, Kulpan 0 2-2 2, Groat 11 9-13 31, York 4 0-2 8. Totals 21 21-31 63.

Halftime – North Carolina State 29, Duke 27.

## 1952 Raleigh, N.C.

### First Round, March 6, 1952

Duke 51, Maryland 48  
West Virginia 77, William & Mary 64  
North Carolina State 73, Furman 68  
George Washington 78, Clemson 65

### Semifinals, March 7, 1952

Duke 90, West Virginia 88  
North Carolina State 76, George Washington 64

### Championship, March 8, 1952

North Carolina State 77, Duke 68  
NORTH CAROLINA STATE – Kukoy 4 2-3 10, Thompson 6 4-5 16, Tyler 1 5-7 7, Brandenburg 0 0-0 0, Speight 5 6-11 16, Cook 1 1-1 3, Knapp 2 0-0 4, Yurin 1 2-2 4, Terrill 5 1-4 11, Gotkin 3 0-1 6. Totals 28 21-34 77.  
DUKE – Janicki 6 6-6 18, Fleming 0 1-5 1, Latimer 0 1-2 1, Lacy 3 2-3 8, Crowder 1 0-0 2, Deimling 1 3-4 5, Glason 0 0-0 0, Groat 7 13-15 27, D'Emilio 2 0-1 4, Thonson 1 0-0 2. Totals 21 26-36 68.  
Halftime – Duke 38, North Carolina State 35.

## 1953 Raleigh, N.C.

### First Round, March 5, 1953

North Carolina State 86, North Carolina 54  
West Virginia 91, Furman 87  
Wake Forest 88, Richmond 70  
Maryland 74, Duke 65

### Semifinals, March 6, 1953

North Carolina State 85, West Virginia 80  
Wake Forest 61, Maryland 59

### Championship, March 7, 1953

Wake Forest 71, North Carolina State 70  
WAKE FOREST – Williams 4 9-14 17, George 2 2-3 6, Lipstas 2 4-10 8, Davis 0 2-4 2, Hemric 5 6-8 16, DePorter 5 4-4 14, Lyles 2 4-5 8, Devos 0 0-2 0. Totals 20 31-50 71.  
NORTH CAROLINA STATE – Kukoy 1 0-0 2, Speight 3 6-6 12, Tyler 2 6-7 10, Knapp 1 2-2 4, Thompson 9 8-10 26, Goss 0 3-4 3, Applebaum 1 1-1 3, Gotkin 0 0-0 0, Scheffel 2 1-3 5, Morris 1 0-1 2, Yurin 0 3-3 3. Totals 20 30-37 70.  
Halftime – Wake Forest 36, North Carolina State 34.

## 1954 Morgantown, W.Va.

### First Round, March 4, 1954

West Virginia 84, William & Mary 69  
George Washington 76, Washington & Lee 64  
Furman 84, Davidson 68  
Richmond 84, VMI 66

### Semifinals, March 5, 1954

Richmond 85, Furman 81 (OT)  
George Washington 83, West Virginia 74

### Championship, March 6, 1954

George Washington 83, Richmond 70  
RICHMOND – Daniel 0-1-2 1, Moran 6 3-5 15, Lysaght 3 2-4 8, Conner 4 2-4 10, Witt 1 2-2 4, Mills 3 7-7 13, Harrison 7 5-10 19, Poor 0 0-0 0. Totals 24 22-34 70.  
GEORGE WASHINGTON – John Holup 2 4-8 8, Karver 4 2-2 10, Morrison 1 0-0 2, Joe Holup 2 6-7 10, Devlin 16 9-12 41, Klein 0 3-3 3, Ortiz 0 0-0 0, Catino 3 3-6 9. Totals 28 27-38 83.  
Halftime – George Washington 42, Richmond 30.



# SOCON TOURNAMENT RESULTS

1955

Richmond, Va.

**First Round, March 3, 1955**

Washington & Lee 97, Furman 63  
West Virginia 73, VMI 66  
Richmond 90, William & Mary 75  
George Washington 74, Davidson 36

**Semifinals, March 4, 1955**

George Washington 67, Richmond 65  
West Virginia 89, Washington & Lee 74

**Championship, March 5, 1955**

West Virginia 58, George Washington 48  
GEORGE WASHINGTON – Devlin 11 2-2 24, Sweeney 0 0-0 0, Petcavich 0 8-9 8, Manning 0 1-2 1, Holup 4 0-2 8, Walowac 0 0-0 0, Goodwin 0 0-0 0, Ciriello 0 0-0 0, Vail 0 0-0 0, Klein 2 0-1 4, Catino 1 1-2 3. Totals 18 12-18 48.  
WEST VIRGINIA – Hundley 10 10-16 30, Bergines 1 1-6 3, Witting 0 2-3 2, White 1 5-7 7, Spadafore 1 0-0 2, Kishbaugh 4 6-6 14. Totals 17 24-38 58.  
Halftime – West Virginia 28, George Washington 23.

1956

Richmond, Va.

**First Round, March 1, 1956**

Washington & Lee 63, George Washington 60  
West Virginia 59, Davidson 53  
Richmond 79, William & Mary 62  
Furman 84, Virginia Tech 70

**Semifinals, March 2, 1956**

Richmond 65, Washington & Lee 56  
West Virginia 77, Furman 74

**Championship, March 3, 1956**

West Virginia 58, Richmond 56  
RICHMOND – Lysaght 10 6-6 26, Peschel 4 3-6 11, Daniel 0 0-0 0, Adkins 2 2-2 6, Harrison 0 7-8 7, Mitchell 1 4-5 6, Morris 0 0-0 0. Totals 17 22-27 56.  
WEST VIRGINIA – Bergines 1 2-2 4, Mullins 2 1-2 5, Hundley 10 6-6 26, Witting 1 0-0 2, Sharrar 3 1-5 7, Kishbaugh 1 0-1 2, Vincent 5 2-2 12, Gardner 0 0-1 0. Totals 23 12-19 58.  
Halftime – West Virginia 35, Richmond 30.

1957

Richmond, Va.

**First Round, March 7, 1957**

West Virginia 71, Davidson 51  
Washington & Lee 85, The Citadel 62  
Richmond 90, Furman 71  
Virginia Tech 64, William & Mary 56

**Semifinals, March 8, 1957**

West Virginia 83, Richmond 62  
Washington & Lee 68, Virginia Tech 54

**Championship, March 9, 1957**

West Virginia 67, Washington & Lee 52  
WASHINGTON & LEE – Strick 1 2-2 4, Lassman 0 0-0 0, Hoss 4 0-1 8, Marshall 8 3-5 19, Flora 7 4-4 18, Smith 1 1-2 3, McPherson 0 0-0 0, Surface 0 0-0 0. Totals 21 10-14 52.  
WEST VIRGINIA – Hundley 9 6-6 24, Smith 6 2-4 14, Sharrar 5 6-9 16, Kishbaugh 2 1-2 5, Vincent 2 4-6 8, Gardner 0 0-0 0. Totals 24 19-27 67.  
Halftime – Washington & Lee 30, West Virginia 28.

1958

Richmond, Va.

**First Round, March 6, 1958**

Richmond 63, The Citadel 59  
George Washington 73, Furman 59  
West Virginia 91, Davidson 61  
William & Mary 79, Virginia Tech 61

**Semifinals, March 7, 1958**

West Virginia 81, Richmond 70  
William & Mary 57, George Washington 56

**Championship, March 8, 1958**

West Virginia 74, William & Mary 58  
WEST VIRGINIA – Smith 4 6-7 14, West 4 1-4 9, Sharrar 3 6-8 12, Gardner 5 6-9 16, Retton 1 0-0 2, Akers 5 2-3 12, Bolyard 2 2-2 6, Goode 0 1-4 1, Clousson 1 0-0 2, Eddy 0 0-1 0, Schertzing 0 0-0 0. Totals 25 24-38 74.  
WILLIAM & MARY – Lange 5 9-12 19, Vaughan 0 2-2 2, Cohen 2 2-4 6, Engelken 4 4-5 12, Farrington 2 1-4 5, Cornell 1 2-2 4, Sanders 2 4-7 8, Goldstein 1 0-0 2, McCray 0 0-0 0, Darrow 0 0-0 0. Totals 17 24-36 58.  
Halftime – West Virginia 32, William & Mary 22.

1959

Richmond, Va.

**First Round, Feb. 26, 1959**

William & Mary 87, Richmond 69  
The Citadel 93, Furman 88  
West Virginia 100, Davidson 65  
George Washington 85, Virginia Tech 67

**Semifinals, Feb. 27, 1959**

West Virginia 85, William & Mary 82  
The Citadel 53, George Washington 52

**Championship, Feb. 28, 1959**

West Virginia 85, The Citadel 66  
WEST VIRGINIA – West 10 7-8 27, Akers 1 2-4 4, Clousson 0 1-1 1, Smith 3 0-2 6, Bolyard 4 3-6 11, Retton 3 0-0 6, Patrone 9 2-3 20, Ritchie 4 2-3 10. Totals 34 17-27 85.  
THE CITADEL – Graves 6 1-1 13, Musselman 3 1-3 7, Blackledge 1 3-3 5, Wherry 2 2-2 6, Jones 7 3-3 17, Buchanan 1 0-0 2, Elliott 3 0-2 6, Wehrmeister 2 2-4 6, Weeks 2 0-1 4, Records 0 0-0 0. Totals 27 12-19 66.  
Halftime – West Virginia 39, The Citadel 33.

1960

Richmond, Va.

**First Round, Feb. 25, 1960**

Virginia Tech 78, Richmond 58  
West Virginia 90, VMI 83  
George Washington 74, The Citadel 60  
William & Mary 82, Furman 74

**Semifinals, Feb. 26, 1960**

Virginia Tech 88, George Washington 52  
West Virginia 117, William & Mary 83

**Championship, Feb. 27, 1960**

West Virginia 82, Virginia Tech 72  
VIRGINIA TECH – Ayersman 2 1-4 5, Rice 2 2-3 6, Smith 5 4-7 14, Mills 3 4-6 10, Keller 10 5-6 25, Blake 5 0-0 10, Shepherd 0 0-0 0, Fleischman 0 2 2 2. Totals 27 18-28 72.  
WEST VIRGINIA – West 4 6-8 14, Ritchie 4 2-4 10, Akers 3 3-3 9, Patrone 6 5-6 17, Warren 8 2-2 18, Posch 1 3-3 5, Miller 4 1-1 9, Ward 0 0-0 0. Totals 30 22-27 82.  
Halftime – Virginia Tech 38, West Virginia 36.

1961

Richmond, Va.

**First Round, March 2, 1961**

The Citadel 70, Richmond 66  
West Virginia 89, VMI 71  
William & Mary 86, Furman 84 (3 OT)  
George Washington 84, Virginia Tech 83

**Semifinals, March 3, 1961**

George Washington 94, The Citadel 87  
William & Mary 88, West Virginia 76

**Championship, March 4, 1961**

George Washington 93, William & Mary 82  
GEORGE WASHINGTON – Ardell 2 4-4 8, Markowitz 6 4-6 20, Ingram 5 1-4 11, Feldman 16 13-20 45, Norton 4 1-1 9, Usiskin 0 0-0 0, Schweickhardt 0 0-0 0. Totals 35 23-35 93.

WILLIAM & MARY – Vaughan 5 1-2 11, Gooding 2 4-4 8, Cohen 12 14-21 38, Berygy 4 1-1 9, Roberts 3 6-8 12, Dickerson 1 0-0 2, Cowley 0 0-0 0, Harris 1 0-0 2, Woollum 0 0-0 0, Corns 0 0-0 0, Hume 0 0-0 0. Totals 28 26-36 82.  
Halftime – George Washington 44, William & Mary 41.

1962

Richmond, Va.

**First Round, March 1, 1962**

George Washington 85, Davidson 81  
VMI 76, Furman 61  
West Virginia 97, Richmond 75  
Virginia Tech 101, The Citadel 83

**Semifinals, March 2, 1962**

West Virginia 86, George Washington 73  
Virginia Tech 70, VMI 66

**Championship, March 3, 1962**

West Virginia 88, Virginia Tech 72  
VIRGINIA TECH – Keller 3 1-4 7, Pardue 6 4-7 16, Benfield 2 3-5 7, Alvis 7 3-5 17, Quesinberry 4 0-0 8, Melear 3 6-7 12, Jacobs 0 2-3 2, Fleischman 1 0-0 2, Cahill 0 0-0 0, Adams 0 1-2 1, Vicars 0 0-0 0. Totals 26 20-33-72.  
WEST VIRGINIA – Thorn 7 1-2 15, Ward 6 5-6 17, Lowry 6 4-6 16, Catlett 6 0-1 12, Weir 5 7-9 17, Wolfe 1 0-0 2, Schuck 3 2-5 8, Bode 0 0-0 0, McWilliams 0 1-2 1. Totals 34 20-31 88.  
Halftime – West Virginia 38, Virginia Tech 18.

1963

Richmond, Va.

**First Round, Feb. 28, 1963**

Furman 57, George Washington 54  
Davidson 108, VMI 71  
West Virginia 75, Richmond 44  
Virginia Tech 74, William & Mary 72

**Semifinals, March 1, 1963**

Davidson 75, Virginia Tech 67  
West Virginia 81, Furman 63

**Championship, March 2, 1963**

West Virginia 79, Davidson 74  
DAVIDSON – Jarman 8 7-8 23, Holland 6 2-3 14, Hetzel 7 7-7 21, Teague 1 6-6 8, Davidson 1 0-0 2, Evans 1 0-1 2, Beerman 2 0-1 4, Marcon 0 0-0 0. Totals 26 22-26 74.  
WEST VIRGINIA – Catlett 1 2-2 4, Wolfe 1 1-2 3, Lowry 7 6-8 20, Thorn 8 6-7 22, McCormick 6 7-8 19, Lentz 0 4-4 4, Maphis 0 2-2 2, Shuck 0 0-0 0, Weir 1 1-1 3, Ray 0 2-2 2. Totals 24 31-36 79.  
Halftime – West Virginia 46, Davidson 46.

1964

Charlotte, N.C.

**First Round, Feb. 27, 1964**

West Virginia 85, William & Mary 73  
Davidson 91, The Citadel 62  
VMI 77, Furman 73  
George Washington 64, Virginia Tech 62

**Semifinals, Feb. 28, 1964**

VMI 82, Davidson 81  
George Washington 88, West Virginia 80

**Championship, Feb. 29, 1964**

VMI 61, George Washington 56  
VMI – Gausepohl 1 2-4 4, Schmaus 9 1-2 19, Watson 5 3-3 13, Blair 3 3-5 9, Kruszewski 5 4-7 14, Guy 0 2-2 2, Prosser 0 0-0 0. Totals 23 15-23 61.  
GEORGE WASHINGTON – Legins 0 3-3 3, Aruscavage 2 2-4 6, Adamitis 9 2-3 20, Duques 4 1-1 9, Clard 6 0-0 12, Farrell 2 0-0 4, Mallis 0 2-2 2, Russart 0 0-0 0. Totals 23 10-13 56.  
Halftime – George Washington 32, VMI 29.

#SoConHoops



# SOCON TOURNAMENT RESULTS



## 1965 Charlotte, N.C.

**First Round, Feb. 25, 1965**  
West Virginia 94, George Washington 83  
Davidson 86, VMI 73  
Virginia Tech 103, Richmond 63  
William & Mary 68, The Citadel 60

**Semifinals, Feb. 26, 1965**  
West Virginia 74, Davidson 72 (OT)  
William & Mary 70, Virginia Tech 59

**Championship, Feb. 27, 1965**  
West Virginia 70, William & Mary 67 (2OT)  
WILLIAM & MARY – Walter 1 0-1 2, Morris 10 4-5 24, Pomeroy 4 1-1 9, Paffrath 3 0-1 6, Wenk 8 7-9 23, Es-kay 1 1-2 3, Mitchell 0 0-0 0. Totals 27 13-19 67.  
WEST VIRGINIA – Lentz 8 0-1 16, Maphis 3 3-3 9, Camp 5 8-8 18, Quertinmont 2 6-9 10, Leshner 5 3-3 13, Palmer 1 0-0 2, Shaffer 1 0-0 2. Totals 25 20-24 70.  
Halftime – William & Mary 32, West Virginia 28  
Regulation – West Virginia 54, William & Mary 54.  
First overtime – West Virginia 63, William & Mary 63.

## 1966 Charlotte, N.C.

**First Round, Feb. 24, 1966**  
Richmond 76, East Carolina 74  
Davidson 79, The Citadel 61  
West Virginia 95, VMI 80  
William & Mary 78, Furman 73

**Semifinals, Feb. 25, 1966**  
Davidson 85, Richmond 65  
West Virginia 64, William & Mary 50

**Championship, Feb. 26, 1966**  
Davidson 80, West Virginia 69  
WEST VIRGINIA – Leshner 1 1-2 3, Reaser 2 0-0 4, Head 5 2-5 12, Williams 6 6-6 18, Cavacini 5 2-2 12, Ryczaj 4 4-5 12, Shaffer 3 0-0 6, Holmes 1 0-0 2. Totals 27 15-20 69.  
DAVIDSON – Snyder 10 7-8 27, Youngdale 4 2-3 10, Knowles 10 5-5 25, Lane 3 5-5 11, Squier 1 3-5 5, Leight 0 2-2 2, Hatcher 0 0-0 0, Clifton 0 0-0 0, Stone 0 0-1 0, Hyder 0 0-0 0. Totals 28 24-29 80.  
Halftime – Davidson 39, West Virginia 28.

## 1967 Charlotte, N.C.

**First Round, March 2, 1967**  
Richmond 100, The Citadel 98 (OT)  
Davidson 64, Furman 55  
West Virginia 82, East Carolina 53  
William & Mary 76, George Washington 66

**Semifinals, March 3, 1967**  
West Virginia 82, Richmond 70  
Davidson 78, William & Mary 65

**Championship, March 4, 1967**  
West Virginia 81, Davidson 65  
WEST VIRGINIA – Head 9 6-6 24, Reaser 7 8-8 22, Benfield 3 1-6 7, Holmes 1 2-2 4, Williams 8 1-4 17, Ludwig 2 1-2 5, Grimm 0 0-0 0, Hale 0 0-0 0, Penrod 0 0-0 0, Seafert 0 0-0 0, Lewis 1 0-0 2, Harvard 0 0-0 0. Totals 31 19-28 81.  
DAVIDSON – O'Neill 0 2-2 2, Youngdale 0 1-3 1, Knowles 6 1-2 13, Huckel 9 10-14 28, Moser 2 2-2 6, Dickens 0 0-0 0, Spann 3 5-6 11, Pickens 2 0-0 4. Totals 22 21-29 65.  
Halftime – West Virginia 32, Davidson 20.

## 1968 Charlotte, N.C.

**First Round, Feb. 29, 1968**  
Davidson 107, William & Mary 68  
West Virginia 76, East Carolina 71  
Furman 62, VMI 52  
Richmond 100, The Citadel 88 (OT)

**Semifinals, March 1, 1968**  
West Virginia 102, Richmond 81  
Davidson 79, Furman 63

**Championship, March 2, 1968**  
Davidson 87, West Virginia 70  
DAVIDSON – Cook 6 2-2 14, Kroll 3 6-7 12, Maloy 6 11-13 23, Huckel 5 1-3 11, Moser 5 1-2 11, O'Neill 1 3-4 5, Knowles 5 1-1 11, Pickens 0 0-0 0, Youngdale 0 0-0 0, DeMoisey 0 0-0 0, Crosswhite 0 0-0 0, Postma 0 0-2 0. Totals 31 25-34 87.  
WEST VIRGINIA – Reaser 4 3-3 11, Hummell 7 3-4 17, Bailey 6 1-3 13, Holmes 1 0-0 2, Williams 5 2-2 12, Ludwig 5 1-1 11, Penrod 0 0-1 0, Lewis 0 0-1 0, Hale 1 0-1 2, Porter 0 0-0 0, Grimm 0 0-0 0, Harvard 0 2-2 2. Totals 29 12-18 70.  
Halftime – Davidson 47, West Virginia 24.

## 1969 Charlotte, N.C.

**First Round, Feb. 27, 1969**  
George Washington 90, The Citadel 73  
Richmond 66, Furman 64  
Davidson 99, VMI 75  
East Carolina 48, William & Mary 35

**Semifinals, Feb. 28, 1969**  
East Carolina 84, George Washington 79  
Davidson 97, Richmond 83

**Championship, March 1, 1969**  
Davidson 102, East Carolina 76  
DAVIDSON – Kroll 6 7-8 19, Cook 5 8-8 18, Maloy 8 9-12 25, Huckel 6 4-5 16, Moser 2 0-0 4, Crosswhite 1 4-5 6, O'Neill 3 0-1 6, Kirley 3 0-0 6, D. Postma 0 0-1 0, Orsbon 0 0-0 0, Stelzer 0 0-0 0, J. Postma 1 0-0 2. Totals 35 32-40 102.  
EAST CAROLINA – Kier 2 3-3 7, Gregory 5 0-0 10, Modlin 7 5-6 19, Thompson 3 4-5 10, Miller 6 3-3 15, Williams 0 0-0 0, Lindfelt 0 0-0 0, Collins 0 0-0 0, McKillop 1 1-2 3, Dunn 6 0-1 12, Haubeneiser 0 0-0 0, Kiernan 0 0-0 0. Totals 30 16-20 76.  
Halftime – Davidson 41, East Carolina 29.

## 1970 Charlotte, N.C.

**First Round, Feb. 27, 1970**  
Davidson 72, VMI 46  
Richmond 75, East Carolina 73  
William & Mary 82, Furman 67  
George Washington 66, The Citadel 64

**Semifinals, Feb. 28, 1970**  
Davidson 78, William & Mary 54  
Richmond 77, George Washington 69

**Championship, March 1, 1970**  
Davidson 81, Richmond 61  
DAVIDSON – Adrian 7 4-4 18, Kroll 8 6-6 22, Maloy 5 3-4 13, Cook 5 6-6 16, Kirley 1 0-0 2, Stelzer 0 0-0 0, Minkin 1 0-3 2, DeMoisey 0 0-0 0, J. Postma 1 1-3 3, Strong 0 0-1 0, Pierce 0 0-0 0, D. Postma 2 1-2 5. Totals :30 21-29-81.  
RICHMOND – Forster 2 0-0 4, Frazier 4 3-3 11, Hewitt 9 2-4 20, Welch 0 0-0 0, Bushkar 4 2-2 10, Owen 3 3-3 9, Greenway 1 3-4 5, Eisner 0 0-0 0, Wiseman 0 2-2 2, Earle 0 0-0 0. Totals 28 15-18 61.  
Halftime – Davidson 38, Richmond 25.

## 1971 Charlotte, N.C.

**First Round, March 4, 1971**  
Richmond 69, East Carolina 67  
Furman 95, The Citadel 82  
William & Mary 69, VMI 65

**Semifinals, March 5, 1971**  
Furman 83, Davidson 79  
Richmond 66, William & Mary 64

**Championship, March 6, 1971**  
Furman 68, Richmond 61  
FURMAN – Jackson 9 5-7 23, Selyv 0 0-0 0, Cockrum 1 1-3 3, Dougherty 0 0-0 0, Ehlmann 0 0-0 0, Campbell 0 0-0 0, Martin 7 5-8 19, Hunt 0 0-0 0, Thomas 3 1-2 7, Newman 0 0-0 0, Collier 4 4-5 12, Livesay 0 0-0 0, Whitener 1 2-4 4. Totals 25 11-19 68.  
RICHMOND – Eisner 0 1-2 1, Anastasio 8 1-2 17, Hatcher 0 1-1 1, Welch 0 0-0 0, Amann 7 2-4 16, Ryfinski 7 3-5 17, Dausos 0 0-0 0, Hewitt 3 3-5 9. Totals 25 11-19 61.  
Halftime – Furman 33, Richmond 27

## 1972 Greenville, S.C.

**First Round, March 2, 1972**  
Furman 126, VMI 80  
Davidson 87, Appalachian State 77  
William & Mary 98, Richmond 82  
East Carolina 80, The Citadel 71

**Semifinals, March 3, 1972**  
Furman 93, William & Mary 74  
East Carolina 81, Davidson 77

**Championship, March 4, 1972**  
East Carolina 77, Furman 75 (OT)  
EAST CAROLINA – Faber 4 4-6 12, Franklin 3 1-2 7, Fairley 6 1-4 13, Quash 6 6-7 18, Owens 2 4-5 8, Peszko 0 0-0 0, Crouse 0 0-0 0, Pope 5 2-3 12, White 3 1-1 7. Totals 29 19-28 77.  
FURMAN – Jackson 0 2-2 2, Clark 0 0-0 0, Bierly 3 3-4 9, Hunt 6 11-12 23, Simpson 15 6-9 36, Kelley 0 4-4 4, Dougherty 0 0-0 0, Brenizer 0 0-0 0, Collier 0 1-1 1. Totals 24 27-32 75.  
Halftime – East Carolina 36, Furman 33.  
Regulation – East Carolina 66, Furman 66.

## 1973 Richmond, Va.

**First Round, March 1, 1973**  
Davidson 88, VMI 77  
East Carolina 96, Richmond 62  
William & Mary 97, The Citadel 72  
Furman 101, Appalachian State 68

**Semifinals, March 2, 1973**  
Davidson 79, William & Mary 76  
Furman 68, East Carolina 60

**Championship, March 3, 1973**  
Furman 99, Davidson 81  
FURMAN – Simpson 10 3-10 23, Mayes 10 4-5 24, Leonard 8 4-6 20, Hunt 2 0-0 4, Hill 2 0-0 4, Kelley 2 8-11 12, Lynch 4 1-2 9, Clark 0 0-2 0, Brenizer 1 0-0 2, Bierly 0 0-0 0, Dougherty 0 1-1 1. Totals – 39 21-37 99.  
DAVIDSON – Dunn 7 10-12 24, T. Pecorak 2 2-2 6, Horowitz 3 4-4 10, Falconi 5 4-7 14, Sorrentino 5 0-0 10, J. Pecorak 4 2-3 10, Wagner 0 0-0 0, Powell 2 0-0 4, Parker 0 0-0 0, Gadaire 1 1-2 3. Totals – 29 23-30 81.  
Halftime – Furman 48, Davidson 35.

## 1974 Richmond, Va.

**First Round, Feb. 27-28, 1974**  
Richmond 69, VMI 59  
Furman 75, Appalachian State 60  
William & Mary 75, East Carolina 67 (2 OT)  
Davidson 82, The Citadel 69

**Semifinals, March 1, 1974**  
Richmond 86, Davidson 68  
Furman 70, William & Mary 55

**Championship, March 2, 1974**  
Furman 62, Richmond 60  
FURMAN – Mayes 10 1-1 21, Lynch 3 0-1 6, Leonard 5 1-2 11, Kelley 5 4-5 14, Grimm 3 1-2 7, Hall 0 0-1 0, Bierly 1 1-2 3, Clark 0 0-0 0, Hill 0 0-1 0. Totals 27 8-15 62.

RICHMOND – Gray 5 1-4 11, Stewart 9 1-2 19, McCurdy 7 1-2 15, Catlett 0 0-0 0, Mack 4 0-0 8, Sanford 1 0-0 2, Collier 0 0-0 0, Eastman 2 1-2 5. Totals 28 4-10 60.  
Halftime – Furman 28, Richmond 20.

**1975**

**First Round, March 1, 1975**

**at Greenville, S.C.**  
Furman 75, Appalachian State 69

**at Greenville, N.C.**  
East Carolina 78, The Citadel 66

**at Richmond, Va.**  
VMI 85, Richmond 81

**at Williamsburg, Va.**  
William & Mary 78, Davidson 64

**Semifinals, March 5, 1975**

**at Greenville, S.C.**  
Furman 94, VMI 18

William & Mary 69, East Carolina 66

**Championship, March 6, 1975**

**at Greenville, S.C.**  
Furman 66, William & Mary 55

FURMAN – Hill 2 0-0 4, Leonard 4 0-0 8, Mayes 4 2-2 10, Lynch 6 8-8 20, Hall 8 4-4 20, Green 0 0-0 0, Smith 0 0-2 0, Deal 0 0-0 0, Cottingham 1 2-2 4, Totals 25 16-18 66.

WILLIAM & MARY – Lowenhaupt 2 2-2 6, Satterthwaite 7 5-5 19, Vail 5 0-0 10, Courage 2 0-0 4, Enoch 4 0-1 8, Byrd 1 0-0 2, Kratzer 2 0-0 4, McDonough 1 0-0 2, Arbogast 0 0-0 0, Monckton 0 0-0 0, Blount 0 0-0 0, Powell 0 0-2 0. Totals 24 7-10 55.  
Halftime – Furman 30, William & Mary 20.

**1976**

**First Round, Feb. 28, 1976**

**at Williamsburg, Va.**  
William & Mary 70, Furman 57

**at Lexington, Va.**  
VMI 71, Davidson 69

**at Richmond, Va.**  
Richmond 82, The Citadel 69

**at Greenville, N.C.**  
Appalachian State 79, East Carolina 72

**Semifinals, March 3, 1976**

**at Greenville, S.C.**  
VMI 71, Appalachian State 64

Richmond 84, William & Mary 78

**Championship, March 4, 1976**

**at Greenville, S.C.**  
VMI 41, Richmond 33

VMI – Carter 4 3-3 11, Krovic 3 4-4 10, Bynum 2 5-6 9, Montgomery 2 2-3 6, Reppart 0 0-0 0, Lombard 1 3-4 5, Borojevich 0 0-0 0. Totals 12 17-20 41.

RICHMOND – Slappy 1 0-0 2, Eastman 3 2-3 8, Morton 4 0-1 8, Butler 3 1-2 7, Sullivan 2 0-0 4, Sanford 1 0-0 2, Campbell 1 0-0 2. Totals 15 3-6 33.  
Halftime – VMI 9, Richmond 8.

**1977**

**First Round, Feb. 26, 1977**

**at Boone, N.C.**  
Appalachian State 71, Davidson 66

**at Williamsburg, Va.**  
East Carolina 79, William & Mary 76

**at Greenville, S.C.**  
Furman 76, The Citadel 69

**Semifinals, March 1, 1977**

**at Roanoke, Va.**  
VMI 88, East Carolina 77

Appalachian State 70, Furman 64

**Championship, March 2, 1977**

**at Roanoke, Va.**  
VMI 69, Appalachian State 67 (OT)

APPALACHIAN STATE – Searcy 6 2-2 14, Bowser 4 0-0 8, Hubbard 3 1-2 7, Robinson 5 4-4 14, Anderson 8 0-0 16, Gentry 3 0-0 6, Campbell 1 0-2 2, Pace 0 0-0 0. Totals 30 7-10 67.

VMI – Carter 4 1-2 9, Bynum 2 2-2 6, Montgomery 10 8-8 28, Krovic 5 8-9 18, Lombard 2 0-0 4, Borojevich 1 0-1 2, Salmund 1 0-0 2, Kelley 0 0-0 0. Totals 25 19-22 69.

Halftime – Appalachian St 33, VMI 27.

Regulation – VMI 59, Appalachian State 59.

**1978**

**First Round, Feb. 25, 1978**

**at Boone, N.C.**  
Appalachian State 81, The Citadel 64

**at Greenville, S.C.**  
Furman 83, Chattanooga 73

**at Huntington, W.Va.**  
Marshall 64, Western Carolina 56

**at Lexington, Va.**  
VMI 95, Davidson 80

**Semifinals, March 3, 1978**

**at Roanoke, Va.**  
Marshall 76, VMI 71

Furman 72, Appalachian State 68

**Championship, March 4, 1978**

**at Roanoke, Va.**  
Furman 69, Marshall 53

FURMAN – Arnold 5 2-2 12, Daniel 5 1-2 11, Moore 7 5-8 19, Smith 0 0-0 0, Grimm 7 6-8 20, Crowe 0 5-6 5, Harris 1 0-0 2, McKinney 0 0-0 0, Knight 0 0-0 0, Means 0 0-2 0, Butler 0 0-0 0. Totals 25 19-28 69.

MARSHALL – Young 2 2-2 6, Major 1 0-0 2, Hall 5 1-2 11, White 0 0-0 0, Gibson 4 0-0 8, Steele 1 0-0 2, Labanowski 2 0-0 4, Burtis 1 0-0 2, Novak 5 5-6 15, Hamier 0 2-2 2, Marz 0 1-3 1. Totals 21 11-15 53.  
Halftime – Furman 33, Marshall 22.

**1979**

**First Round, Feb. 24, 1979**

**at Greenville, S.C.**  
Furman 86, Chattanooga 68

**at Charleston, S.C.**  
The Citadel 86, Davidson 79

**at Cullowhee, N.C.**  
Western Carolina 67, Marshall 50

**at Boone, N.C.**  
Appalachian State 73, VMI 63

**Semifinals, March 3, 1979**

**at Roanoke, Va.**  
Furman 105, The Citadel 94

Appalachian State 65, Western Carolina 43

**Championship, March 4, 1979**

**at Roanoke, Va.**  
Appalachian State 86, Furman 83

FURMAN – A. Daniel 13 5-6 31, McKinney 5 0-0 10, Moore 8 5-6 21, Crowe 2 0-0 4, White 1 0-0 2, Hanks 1 0-0 2, M. Daniel 4 1-1 9, Harness 2 0-0 4. Totals 36 11-13 83.

APPALACHIAN STATE – Lawrence 7 0-1 14, Payton 8 2-2 18, Hubbard 3 3-4 9, Robinson 7 12-15 26, Anderson 2 7-9 11, Fitch 1 4-5 6, Jackson 0 2-2 2. Totals 28 30-38 86.  
Halftime – Appalachian State 40, Furman 34.

**1980**

**First Round, Feb. 23, 1980**

**at Greenville, S.C.**  
Furman 87, VMI 75

**at Huntington, W.Va.**  
Marshall 100, The Citadel 66

**at Cullowhee, N.C.**  
Appalachian State 67, W. Carolina 66 (OT)

**at Johnson City, Tenn.**  
ETSU 71, Chattanooga 67

**Semifinals, Feb. 29, 1980**

**at Roanoke, Va.**  
Marshall 91, Appalachian State 76

Furman 93, ETSU 81

**Championship, March 1, 1980**

**at Roanoke, Va.**  
Furman 80, Marshall 62

MARSHALL – Labanowski 4 1-3 9, Watson 2 0-2 4, Washington 7 1-2 15, Campbell 6 2-2 14, White 7 2-3 16, Price 2 0-1 4. Totals 28 6-13 62.

FURMAN – McKinney 1 1-2 3, White 7 2-3 16, Moore 6 4-9 16, Daniel 2 4-5 8, Hunt 9 4-6 22, Crowe 2 2-2 6, Small 3 1-2 7, Hanks 0 2-4 2. Totals 30 20-33 80.  
Halftime – Marshall 36, Furman 32.

**1981**

**First Round, Feb. 28, 1981**

**at Chattanooga, Tenn.**  
Chattanooga 89, VMI 63

**at Davidson, N.C.**  
Marshall 90, Davidson 77

**at Boone, N.C.**  
Appalachian State 75, Furman 71 (OT)

**at Johnson City, Tenn.**  
Western Carolina 91, ETSU 80

**Semifinals, March 6, 1981**

**at Roanoke, Va.**  
Appalachian State 77, Marshall 62

Chattanooga 79, Western Carolina 70

**Championship, March 7, 1981**

**at Roanoke, Va.**  
Chattanooga 59, Appalachian State 55

APPALACHIAN STATE – Harris 0 1-2 1, Capehart 3 0-2 6, Payton 6 9-10 21, McMillian 1 2-3 4, Fitch 5 0-0 10, Jones 1 3-4 5, Hunt 0 0-0 0, Ferguson 0 0-0 0, Gant 2 4-6 8. Totals 18 19-27 55.

CHATTANOOGA – Smith 2 2-2 6, Jones 5 0-0 10, Lawrence 4 1-2 9, Morken 10 4-4 24, White 2 0-0 4, Clark 1 0-0 2, Cochran 0 0-0 0, Schoene 2 0-1 4. Totals 26 7-9 59.  
Halftime – Chattanooga 34, Appalachian State 25.



*Furman's Jonathan Moore is the only player to be named to the SoCon's all-conference and all-tournament teams in four consecutive seasons (1976-80).*

#SoConHoops



# SOCON TOURNAMENT RESULTS



1982

**First Round, Feb. 27, 1982**  
**at Chattanooga, Tenn.**  
Chattanooga 62, Appalachian State 53  
**at Cullowhee, N.C.**  
The Citadel 66, Western Carolina 62  
**at Davidson, N.C.**  
Davidson 74, Furman 66  
**at Johnson City, Tenn.**  
ETSU 110, Marshall 92

**Semifinals, March 5, 1982**  
**at Charleston, W.Va.**  
Chattanooga 70, ETSU 65  
Davidson 57, The Citadel 24

**Championship, March 6, 1982**  
**at Charleston, W.Va.**  
Chattanooga 69, Davidson 58  
DAVIDSON – K. Wilson 4-4-12, Tribus 7-0-15, Hall 6-5-17, Rowan 0-0-0, Carroll 5-0-10, McConnell 0-0-0, R. Wilson 2-0-1-4. Totals 24-9-10-58.  
CHATTANOOGA – Clark 3-4-10, Schoene 9-2-3-20, Lawrence 3-0-0-6, White 3-5-5-11, Morken 3-4-4-10, McCray 0-0-0-0, Cochran 0-0-0-0, Strickland 4-4-6-12. Totals 25-19-24-69.  
3-point goals – Davidson 1 (Tribus).  
Halftime – Chattanooga 37, Davidson 23.

1983  
Charleston, W.Va.

**First Round, March 10, 1983**  
Chattanooga 71, Appalachian State 58  
Western Carolina 86, Davidson 62  
Furman 67, Marshall 60  
ETSU 75, The Citadel 65

**Semifinals, March 11, 1983**  
Chattanooga 77, Western Carolina 75 (OT)  
ETSU 81, Furman 68

**Championship, March 12, 1983**  
Chattanooga 70, ETSU 62  
ETSU – Vinson 2-2-2-6, Motley 5-1-1-12, King 9-0-0-18, Quesenberry 2-3-4-7, Mikell 5-5-8-15, Reese 2-0-0-4, Stallings 0-0-0-0. Totals 25-10-13-62.  
CHATTANOOGA – McCray 4-1-2-9, Wilkins 3-0-0-6, Strickland 2-3-4-7, Lawrence 3-0-0-6, White 7-0-3-17, Clark 7-3-4-17, Johnson 1-1-2-3, Oden 2-1-2-5. Totals 29-9-17-70.  
3-point goals – ETSU 2 (Motley, Quensenberry); Chattanooga 3 (White 3).  
Halftime – ETSU 38, Chattanooga 34.

1984  
Asheville, N.C.

**First Round, March 2, 1984**  
Marshall 78, Davidson 68  
Appalachian State 82, The Citadel 77  
Chattanooga 82, ETSU 50  
Furman 71, Western Carolina 67

**Semifinals, March 3, 1984**  
Marshall 97, Appalachian State 67  
Chattanooga 70, Furman 57

**Championship, March 4, 1984**  
Marshall 111, Chattanooga 107 (2OT)  
CHATTANOOGA – McCray 7-1-2-15, Wilkins 10-2-3-24, Morgan 3-0-0-6, White 10-7-13-28, Strickland 7-4-5-18, Brown 2-0-0-6, Head 1-0-0-3, Hunter 0-0-0-0, Oden 1-3-4-5, Dickman 1-0-0-2. Totals 42-17-27-107.  
MARSHALL – Henry 1-0-0-2, Evans 12-14-14-38, Eppes 3-2-4-8, Ervin 3-6-12-12, Wade 11-4-6-26, Nelson 2-0-0-4, Battle 1-4-4-6, Morris 0-0-0-0, Winley 0-2-2-2, Turney 4-5-7-13. Totals 37-37-49-111.  
3-point goals – Chattanooga 6 (Brown 2, Wilkins 2, White, Head).  
Halftime – Marshall 48, Chattanooga 33.  
Regulation – Marshall 87, Chattanooga 87.  
First overtime – Marshall 92, Chattanooga 92.

1985

Asheville, N.C.

**First Round, March 1, 1985**  
Chattanooga 63, Furman 60  
VMI 65, Western Carolina 63 (OT)  
Marshall 83, Davidson 71  
The Citadel 68, Appalachian State 62

**Semifinals, March 2, 1985**  
VMI 71, Chattanooga 69 (OT)  
Marshall 79, The Citadel 68

**Championship, March 3, 1985**  
Marshall 70, VMI 65  
VMI – Elmore 6-5-5-17, Sawyer 1-9-9-11, Herndon 4-0-0-8, Wins 6-0-0-12, Huffman 4-1-2-9, Gardner 0-0-0-0, Everhart 1-0-0-2, Dorsey 1-0-0-2, Current 2-0-0-4, Scott 0-0-0-0. Totals 25-15-16-65.  
MARSHALL – Guthrie 2-0-0-4, Eppes 1-2-3-4, Richardson 1-2-2-4, Henderson 8-5-7-21, Morris 2-2-2-6, Holden 0-0-0-0, Taylor 0-3-4-3, Battle 5-2-3-12, Curry 1-0-1-2, Roberts 0-2-2-2. Totals 24-22-28-70.  
Halftime – VMI 34, Marshall 33.

1986

Asheville, N.C.

**First Round, Feb. 28, 1986**  
Chattanooga 69, The Citadel 66  
Appalachian State 63, W. Carolina 62 (OT)  
Davidson 71, VMI 62  
ETSU 82, Marshall 80

**Semifinals, March 1, 1986**  
Chattanooga 68, Appalachian State 57  
Davidson 74, ETSU 65

**Championship, March 2, 1986**  
Davidson 42, Chattanooga 40  
DAVIDSON – Tanner 2-2-4-6, Born 4-6-9-14, McCoyne 0-2-2-2, Heineman 2-2-2-6, Rucker 5-0-1-10, Niebuhr 0-0-0-0, Himes 2-0-2-4, Bego 0-0-0-0, Scott 0-0-0-0. Totals 15-12-20-42.  
CHATTANOOGA – Hunter 2-3-3-7, Ivery 3-0-0-6, Fulse 2-2-3-6, Gibson 2-1-1-5, Jeter 7-0-0-14, Harris 1-0-0-2, Crank 0-0-1-0, Head 0-0-0-0. Totals 17-6-8-40.  
Halftime – Davidson 23, Chattanooga 17.

1987

Asheville, N.C.

**First Round, Feb. 27, 1987**  
Marshall 76, Appalachian State 61  
Furman 85, The Citadel 78  
Western Carolina 73, Chattanooga 72 (OT)  
Davidson 92, VMI 63

**Semifinals, Feb. 28, 1987**  
Marshall 77, Furman 64  
Davidson 85, Western Carolina 76

**Championship, March 1, 1987**  
Marshall 66, Davidson 64 (OT)  
DAVIDSON – Tanner 4-0-0-8, Himes 8-2-3-18, Schmitt 2-0-0-4, Rucker 5-0-0-14, Heineman 6-2-2-16, Keener 0-0-0-0, Gynn 2-0-0-4. Totals 27-4-5-64.  
MARSHALL – Holden 4-2-2-10, Lewis 6-2-4-15, Curry 3-0-0-6, Henderson 9-1-4-22, Humphrey 4-3-4-11, Fish 0-0-0-0, Bryson 0-2-2-2. Totals 26-10-16-66.  
3-point goals – Davidson 6 (Rucker 4, Heineman 2); Marshall 4 (Henderson 3, Lewis).  
Halftime – 31-31; Regulation – 57-57.

1988

Asheville, N.C.

**First Round, March 4, 1988**  
Marshall 121, The Citadel 78  
Chattanooga 83, Davidson 69  
VMI 78, Furman 73  
ETSU 82, Appalachian State 73

**Semifinals, March 5, 1988**  
Chattanooga 71, Marshall 70  
VMI 79, ETSU 60

Championship, March 6, 1988

Chattanooga 75, VMI 61  
VMI – D. Williams 6-0-1-13, Mings 3-3-4-9, Gardner 6-1-4-13, R. Williams 11-2-3-25, Tooker 0-0-0-0, Mears 0-0-0-0, M. Williams 0-0-0-0, Dorsey 0-0-0-0, Craft 0-1-2-1, Fittz 0-0-0-0, Dowd 0-0-0-0. Totals 31-7-12-75.  
CHATTANOOGA – Moon 2-2-3-6, Chandler 3-0-7-7, Fulse 8-1-1-7, Lyons 5-0-2-10, Green 5-2-3-16, Shephard 0-0-0-0, Collins 0-0-0-0, Robinson 4-0-0-0, Behrends 4-2-3-10, Spunnar 0-0-0-0. Totals 31-7-12-75.  
3-point goals – VMI 2 (D. Williams, R. Williams); Chattanooga 6 (Green 4, Chandler, Robinson).  
Halftime – Chattanooga 36, VMI 25.

1989

Asheville, N.C.

**First Round, March 3, 1989**  
ETSU 93, The Citadel 89  
Chattanooga 72, Western Carolina 63  
Furman 81, VMI 73  
Marshall 83, Appalachian State 69

**Semifinals, March 4, 1989**  
ETSU 76, Chattanooga 73  
Marshall 91, Furman 68

Championship, March 5, 1989

ETSU 96, Marshall 73  
ETSU – Alvin West 6-2-2-17, Calvin Talford 8-4-6-20, Greg Dennis 5-6-6-16, Keith Jennings 5-3-4-16, Marty Story 4-0-0-8, Major Geer 2-2-2-7, Rodney Jones 0-0-0-0, Steve Cox 0-0-0-0, Lavelle Webster 1-0-0-2, Michael Woods 1-0-0-2, Chad Keller 2-4-7-8, Mark Larkey 0-0-0-0. Totals 34-21-27-96.  
MARSHALL – John Humphrey 0-0-0-0, Gary Strickland 6-0-1-12, Omar Roland 3-2-5-8, John Taft 13-7-10-36, Andre Cunningham 6-0-2-12, Stan Maynard 0-0-0-0, Andy Paul Williamson 0-0-0-0, Scott Williams 0-0-0-0, Tim Dagostine 0-0-0-0, Brian Fish 1-0-0-2, Pete Brown 1-1-1-3, Jeff Sonhouse 0-0-0-0. Totals 30-10-19-73.  
3-point goals – ETSU 7 (West 3, Jennings 3, Geer); Marshall 3 (Taft 3).  
Halftime – ETSU 39, Marshall 37.

1990

Asheville, N.C.

**First Round, March 2, 1990**  
VMI 83, Chattanooga 69  
ETSU 75, Western Carolina 60  
Furman 82, Marshall 77 (OT)  
Appalachian State 86, The Citadel 71

**Semifinals, March 3, 1990**  
ETSU 99, VMI 84  
Appalachian State 79, Furman 62

**Championship, March 4, 1990**  
ETSU 96, Appalachian State 75  
APPALACHIAN STATE – Parker 9-5-8-23, Miller 6-3-4-15, Gibson 1-1-2-3, Peel 5-2-2-15, Phillips 1-1-2-4, Ward 0-0-0-0, Spurlock 5-3-5-13, Ross 0-0-0-0, Powers 1-0-0-2. Totals 28-15-23-75.  
ETSU – Talford 4-1-2-11, Story 3-3-5-9, Dennis 7-10-11-24, Geer 4-0-1-11, Jennings 6-3-3-16, West 5-2-2-15, Jacobs 0-0-0-0, Pelphrey 0-0-0-0, Jones 1-0-0-2, Woods 0-2-2-2, Keller 1-2-2-4, Spears 1-0-0-2. Totals 32-23-28-96.  
3-point goals – Appalachian State 4 (Peel 3, Phillips); ETSU 9 (Geer 3, West 3, Talford 2, Jennings).  
Halftime – ETSU 51, Appalachian State 32.

1991

Asheville, N.C.

**First Round, March 1, 1991**  
Appalachian State 100, VMI 72  
ETSU 99, The Citadel 70  
Chattanooga 84, Western Carolina 83

**Semifinals, March 2, 1991**  
Appalachian State 100, Furman 82  
ETSU 104, Chattanooga 71



# SOCON TOURNAMENT RESULTS

## Championship, March 3, 1991

ETSU 101, Appalachian State 82  
APPALACHIAN STATE – Broderick Parker 7 2-4 16, Steve Spurlock 5 3-4 13, Tim Powers 6 5-6 17, Ed Ward 4 0-0 10, Billy Ross 8 2-2 20, Joe Sabato 0 2-2 2, Spencer Click 0 0-0 0, Jeff Williams 2 0-0 4, Jason Lutz 0 0-0 0, Bruce Falkner 0 0-0 0. Totals 32 14-18 82.

ETSU – Rodney English 6 4-7 16, Marty Story 2 4-6 8, Darell Jones 5 1-5 11, Keith Jennings 10 7-8 31, Major Geer 1 2-2 4, Eric Palmer 1 0-0 3, Alvin West 4 0-0 10, Maurice Hayes 0 0-0 0, Trazell Silvers 4 2-2 10, Loren Riddick 0 0-0 0, Calvin Talford 1 0-0 2, Jerry Pelphrey 0 6-7 6, Michael Woods 0 0-0 0. Totals 34 26-37 101.

3-point goals – Appalachian State 4 (Ross 2, Ward 2); ETSU 7 (Jennings 4, West 2, Geer).  
Halftime – ETSU 56, Appalachian State 44.

## 1992 Asheville, N.C.

### First Round, March 6, 1992

ETSU 89, The Citadel 55  
Chattanooga 84, VMI 49  
Marshall 83, Furman 76  
Appalachian State 86, Western Carolina 69

### Semifinals, March 7, 1992

ETSU 77, Appalachian State 69  
Chattanooga 84, Marshall 68

## Championship, March 8, 1992

ETSU 74, Chattanooga 63  
CHATTANOOGA – LeVert Threats 1 1-2 3, Keith Nelson 8 1-3 17, Bart Redden 0 0-0 0, Tim Brooks 2 5-5 9, Kelly Sutton 7 4-5 21, Larry Stewart 1 1-1 3, Shane Neal 0 1-2 1, Daymond Woods 2 0-0 4, Brnadon Born 0 0-0 0, Ron Wilson 0 0-0 0, Ed Snead 2 0-0 4. Totals 23 13-18 62.

ETSU – Rodney English 5 0-2 10, Marty Story 1 0-0 2, Greg Daniels 9 9-10 28, Calvin Talford 3 4-6 12, Jason Niblett 4 1-2 10, Eric Palmer 0 1-2 1, Reece Dudley 0 0-0 0, Trazell Silvers 2 0-1 4, Loren Riddick 0 0-0 0, Jerry Pelphrey 2 2-2 7, Damian Hodge 0 0-0 0, Leslie Brunn 0 0-0 0, Robert Spears 0 0-0 0. Totals 26 17-25 74.

3-point goals – ETSU 5 (Talford 2, Dennis, Niblett, Pelphrey); Chattanooga 3 (Sutton 3).  
Halftime – Chattanooga 35, ETSU 30.

## 1993 Asheville, N.C.

### First Round, March 4, 1993

Furman 76, VMI 51  
Appalachian State 84, Western Carolina 73

### Quarterfinals, March 5, 1993

Chattanooga 85, Furman 69  
ETSU 97, Appalachian State 84  
Davidson 67, Marshall 65  
Georgia Southern 72, The Citadel 41

### Semifinals, March 6, 1993

Chattanooga 72, Davidson 68  
ETSU 84, Georgia Southern 76 (OT)

## Championship, March 7, 1993

Chattanooga 86, ETSU 75  
ETSU – Trazell Silvers 3 2-2 8, Jerry Pelphrey 8 6-6 27, Darell Jones 3 0-0 6, Jason Niblett 3 0-0 6, Eric Palmer 4 3-4 14, Tony Patterson 4 1-2 9, Andy Pennington 1 0-0 3, Justin McClellan 0 2-2 2, Phil Powe 0 0-0 0, Robert Spears 0 0-0 0. Totals 26 14-16 75.

CHATTANOOGA – Brandon Born 3 0-0 6, Gary Robb 8 0-0 16, Daymond Woods 2 4-4 9, Tim Brooks 6 5-8 20, Tee Jay Jackson 7 8-10 22, Chad Copeland 4 1-1 11, Ed Snead 1 0-0 2, Bart Redden 0 1-0 0. Totals 31 18-24 86.

3-point goals – ETSU 9 (Pelphrey 5, Palmer 3, Pennington); Chattanooga 6 (Brooks 3, Copeland 2, D. Woods).  
Halftime – Chattanooga 49, ETSU 30.

## 1994 Asheville, N.C.

### First Round, March 3, 1994

Furman 75, The Citadel 70  
VMI 84, Marshall 62

### Quarterfinals, March 4, 1994

Chattanooga 85, Furman 81  
Georgia Southern 85, Appalachian State 60  
Davidson 71, VMI 61  
Western Carolina 79, ETSU 78

### Semifinals, March 5, 1994

Chattanooga 99, Georgia Southern 91 (OT)  
Davidson 93, Western Carolina 89

## Championship, March 6, 1994

Chattanooga 65, Davidson 64  
DAVIDSON – Janko Narat 3 1-2 7, Brandon Williams 6 0-0 14, George Spain 5 0-1 10, Chris Alpert 1 0-0 3, Jeff Anderson 2 0-0 4, Mark Donnelly 3 1-2 9, Jason Zimmerman 1 0-0 2, Quinn Harwood 2 2-2 7, Mark McGuire 4 0-0 8. Totals 27 4-7 64.

CHATTANOOGA – Maurio Hanson 4 4-6 14, Brandon Born 3 2-2 8, Roger Smith 5 1-2 11, Gary Robb 2 3-5 7, Chad Copeland 7 2-2 21, Fred Moore 0 0-0 0, Patrick Henderson 1 0-0 2, LaMonte Woods 1 0-0 2, John Oliver 0 0-0 0. Totals 23 12-17 65.

3-point goals – Davidson 6 (Donnelly 2, Williams 2, Harwood, Alpert); Chattanooga 7 (Copeland 5, Hanson 2).  
Halftime – Davidson 38, Chattanooga 35.

## 1995 Asheville, N.C.

### First Round, March 2, 1995

Georgia Southern 94, VMI 71  
Appalachian State 78, Furman 73

### Quarterfinals, March 3, 1995

Chattanooga 70, Georgia Southern 66  
ETSU 85, The Citadel 65  
Appalachian State 93, Marshall 82  
Western Carolina 78, Davidson 74

### Semifinals, March 4, 1995

Chattanooga 71, ETSU 69  
Western Carolina 74, Appalachian State 64

## Championship, March 5, 1995

Chattanooga 63, Western Carolina 61  
WESTERN CAROLINA – Tim Ford 3 0-0 7, Kevin Kullum 6 2-2 14, Scott Scholtz 1 2-2 4, Frankie King 4 9-10 18, Anquell McCollum 6 1-2 17, Scott Bradley 0 0-0 0, Ken Gibson 0 0-0 0, Johnny Scott 0 1-2 1. Totals 20 15-18 61.

CHATTANOOGA – Maurio Hanson 4 5-6 15, Brandon Born 5 6-6 17, Julian Scott 2 1-2 5, Lincoln Walters 0 0-0 0, John Oliver 2 0-0 5, Rodney Lemons 0 1-2 1, Shane Neal 0 0-0 0, Pat Henderson 2 6-9 10, Marcus Watkins 3 2-2 10. Totals 18 21-27 63.

3-point goals – Chattanooga 6 (Hanson 2, Watkins 2, Born 1, Oliver 1); Western Carolina 6 (McCollum 4, Ford 1, King 1).  
Halftime – Western Carolina 31, Chattanooga 22.

## 1996 Greensboro, N.C.

### First Round, Feb. 29, 1996

Appalachian State 75, The Citadel 57

### Quarterfinals, March 1, 1996

Davidson 67, ETSU 43  
Marshall 82, Chattanooga 81  
Western Carolina 74, Appalachian State 66  
VMI 91, Furman 89 (OT)

### Semifinals, March 2, 1996

Davidson 92, Marshall 77  
Western Carolina 97, VMI 93

## Championship, March 3, 1996

Western Carolina 69, Davidson 60  
WESTERN CAROLINA – Joe Stafford 2 2-2 10, Scott Scholtz 4 0-0 8, Kerry Wright 2 4-4 8, Joal Fleming 2 1-2 5, Anquell McCollum 3 7-9 13, William Butler 0 0-0 0, Ken Gibson 0 0-0 0, Kevin Kullum 3 6-6 12, Larry Mayo 0 2-2 2, Lazarus Chennault 0 0-0 0, Jarvis Graham 5 1-1 11. Totals 21 25-30 69.

DAVIDSON – Narcisse Ewodo 6 2-4 15, Brnadon Williams 7 1-1 17, Quinn Harwood 2 2-2 6, Chris Alpert 6 4-5 16, Ray Minlend 1 2-6 4, Mark Donnelly 0 0-0 0, Ali Ton 0 0-0 0, Jeff Anderson 1 0-0 2, Chadd Holmes 0 0-0 0, Mark McGuire 0 0-0 0. Totals 23 11-18 60.

3-point goals – Western Carolina 2 (Stafford 2); Davidson 3 (Ewodo 1, Williams 2).  
Halftime – Western Carolina 39, Davidson 37.

## 1997 Greensboro, N.C.

### First Round, Feb. 27, 1997

VMI 87, Furman 84 (OT)  
Georgia Southern 68, ETSU 48

### Quarterfinals, Feb. 28, 1997

Chattanooga 84, VMI 62  
Davidson 83, The Citadel 61  
Marshall 78, Georgia Southern 46  
Appalachian State 87, Western Carolina 68

### Semifinals, March 1, 1997

Chattanooga 77, Davidson 70  
Marshall 84, Appalachian State 78

## Championship, March 2, 1997

Chattanooga 71, Marshall 70 (OT)  
MARSHALL – Von Dale Morton 5 4-4 14, John Brannen 7 4-4 21, Derrick Wright 0 0-0 0, Sidney Coles 4 0-1 8, Keith Veney 9 3-4 27, Chris Gray 0 0-0 0, Carlton King 0 0-0 0. Totals 25 11-13 70.

CHATTANOOGA – Isaac Conner 3 2-2 10, Johnny Taylor 4 4-6 14, Chris Mims 7 2-4 16, Willie Young 5 2-2 16, Wes Moore 0 0-0 0, David Phillips 1 1-3 3, Marquis Collier 4 4-4 12, Akintoye Oloko 0 0-0 0. Totals 24 15-21 71.

3-point goals – Chattanooga 8 (Conner 2, Taylor 2, Young 4); Marshall 9 (Brannen 3, Veney 6).  
Halftime – Marshall 33, Chattanooga 30.  
Regulation – Chattanooga 64, Marshall 64.

## 1998 Greensboro, N.C.

### First Round, Feb. 26, 1998

Georgia Southern 57, ETSU 47  
UNCG 60, Western Carolina 59

### Quarterfinals, Feb. 27, 1998

Davidson 72, Georgia Southern 68  
The Citadel 77, VMI 66  
Chattanooga 56, UNCG 55  
Appalachian State 60, Furman 58

### Semifinals, Feb. 28, 1998

Davidson 68, The Citadel 59  
Appalachian State 85, Chattanooga 75

## Championship, March 1, 1998

Davidson 66, Appalachian State 62  
APPALACHIAN STATE – Marshall Phillips 5 4-4 17, Kareem Livingston 4 0-5 8, Tyson Patterson 5 2-3 13, Blair Adderley 2 5-7 10, Tige Darner 4 2-2 12, Ian Adams 0 0-0 0, Matt McMahon 0 0-0 0, Terence Tyler 0 0-0 0, Clint Crossett 0 0-0 0, Josh Grover 1 0-0 2. Totals 21 13-21 62.

DAVIDSON – Davor Halbauer 1 0-0 3, Landry Kosmalski 3 0-2 7, Stephen Marshall 3 1-1 7, Mark Donnelly 4 2-2 13, Ali Ton 0 0-0 0, Billy Armstrong 3 3-4 10, David Burns 3 0-0 9, Chadd Holmes 0 0-0 0, Ben Ebong 6 5-8 17. Totals 23 11-17 66.

3-point goals – Davidson 9 (Donnelly 3, Burns 3, Halbauer 1, Kosmalski 1, Armstrong 1); Appalachian State 7 (Phillips 3, Darner 2, Patterson 1, Adderley 1).  
Halftime – Davidson 40, Appalachian State 31.

#SoConHoops



# SOCON TOURNAMENT RESULTS



## 1999 Greensboro, N.C.

### First Round, Feb. 25, 1999

Furman 57, VMI 49  
Western Carolina 67, Wofford 64  
Georgia Southern 81, UNCG 78  
ETSU 72, The Citadel 59

### Quarterfinals, Feb. 26, 1999

College of Charleston 68, Furman 74  
Western Carolina 82, Davidson 77  
Appalachian State 74, Georgia Southern 65  
Chattanooga 77, ETSU 65

### Semifinals, Feb. 27, 1999

College of Charleston 80, Western Carolina 49  
Appalachian State 94, Chattanooga 91 (2OT)

### Championship, Feb. 28, 1999

College of Charleston 77, Appalachian State 67  
COLLEGE OF CHARLESTON – Webber 3 0-0 6, Lumpkin 6 0-1 12, McCravy 1 4-6 6, President 3 7-7 15, Johnson 9 1-1 21, Brown 3 1-1, 7, Bolton 0 0-0 0, Thomas 3 3-4 10. Totals 28 16-20 77.  
APPALACHIAN STATE – Phillips 6 5-6 18, Adderley 1 0-1 2, Holmes 5 2-2 12, Patterson 4 0-0 11, McMahon 5 1-4 15, Adams 1 0-0 2, Davis 0 0-0 0, Fritts 0 0-0 0, Alexander 1 0-0 2, Grover 2 1-2 5. Totals 25 9-15 67.  
3-point goals – College of Charleston 5 (President 2, Johnson 2, Thomas 1); Appalachian State 8 (Phillips 1, Patterson 3, McMahon 4).  
Halftime – Appalachian State 37, College of Charleston 30.

## 2000 Greenville, S.C.

### First Round, March 2, 2000

(4S) Chattanooga 90, (5N) Western Carolina 75  
(6S) Furman 77, (3N) UNCG 61  
(4N) ETSU 85, (5S) The Citadel 71  
(3S) Wofford 81, (6N) VMI 72

### Quarterfinals, March 3, 2000

(1N) Appalachian State 88, (4S) Chattanooga 66  
(6S) Furman 68, (2S) Georgia Southern 54  
(1S) College of Charleston 65, (4N) ETSU 51  
(3S) Wofford 65, (2N) Davidson 64

### Semifinals, March 4, 2000

(1N) Appalachian State 60, (6S) Furman 56  
(1S) College of Charleston 74, (3S) Wofford 64

### Championship, March 5, 2000

(1N) Appalachian State 68, (1S) College of Charleston 56  
APPALACHIAN STATE – Cedrick Holmes 1 3-4 5, Corey Cooper 4 2-2 10, Tyson Patterson 7 7-10 21, Matt McMahon 1 0-0 3, Shawn Alexander 5 1-2 11, Jonathan Butler 0 0-0 0, Rufus Leach 6 3-5 16, Buddy Davis 0 0-0 0, Josh Shehan 1 0-1 2. Totals 25 16-24 68.  
COLLEGE OF CHARLESTON – Leighton Bowie 2 2-2 6, Jody Lumpkin 5 6-9 16, A.J. Harris 0 0-0 0, Jeff Bolton 3 4-4 11, James Griffin 4 0-0 11, Trey Wheless 1 0-0 2, Tyrone Nelson 2 0-0 4, Rudy Rothseiden 3 0-0 6, Pat Davis 0 0-0 0. Totals 20 12-15 56.  
3-point goals – Appalachian State 2 (Leach 1, McMahon 1); College of Charleston 4 (Griffin 3, Bolton 1).  
Halftime – College of Charleston 29, Appalachian St. 28.

## 2001 Greenville, S.C.

### First Round, March 1, 2001

(4N) Davidson 60, (5S) Wofford 57  
(6N) Western Carolina 67, (3S) The Citadel 57  
(4S) Georgia Southern 76, (5N) VMI 59  
(3N) Appalachian State 58, (6S) Furman 56

### Quarterfinals, March 2, 2001

(4N) Davidson 57, (1S) College of Charleston 54  
(2N) UNCG 91, (6N) Western Carolina 69  
(4S) Georgia Southern 78, (1N) ETSU 64  
(2S) Chattanooga 78, (3N) Appalachian State 74



**UNCG's David Schuck banked in the game-winner at the buzzer as the Spartans topped Chattanooga, 67-66, in the 2001 tournament final in Greenville, S.C.**

### Semifinals, March 3, 2001

(2N) UNCG 73, (4N) Davidson 68  
(2S) Chattanooga 84, (4S) Georgia Southern 73

### Championship, March 4, 2001

(2N) UNCG 67, (2S) Chattanooga 66  
CHATTANOOGA – Michael Townsend 1 0-0 2, Oliver Morton 5 1-2 11, Clyde McCully 7 5-5 19, Toot Young 7 1-1 18, Idris Harper 2 2-2 6, Bryan Richardson 0 0-0 0, Tim Parker 1 2-3 4, Diamory Sylla 0 0-0 0, Dusty Pullian 3 0-0 6. Totals 23 17-24 67.  
UNCG – David Schuck 9 3-4 21, Nathan Popp 2 0-0 4, Nathan Jameson 2 4-4 10, Courtney Eldridge 3 2-4 8, Jay Joseph 4 0-0 10, Ronnie Taylor 3 8-12 14, Luke Boythe 0 0-0 0, Peter Tsampas 0 0-0 0, Sean McCarthy 0 0-0 0. Totals 26 11-13 66.  
3-point goals – UNCG 4 (Jameson 2, Joseph 2); Chattanooga 3 (Young 3).  
Halftime – UNCG 31, Chattanooga 27.

## 2002 North Charleston, S.C.

### First Round, Feb. 28, 2002

(4S) The Citadel 80, (5N) VMI 70  
(3N) UNCG 70, (6S) Wofford 41  
(5S) Furman 65, (4N) Western Carolina 61  
(3S) College of Charleston 85, (6N) Appalachian State 61

### Quarterfinals, March 1, 2002

(1N) Davidson 71, (4S) The Citadel 58  
(3N) UNCG 67, (2S) Chattanooga 57  
(5S) Furman 73, (1S) Georgia Southern 70  
(3S) College of Charleston 76, (2N) ETSU 75 (OT)

### Semifinals, March 2, 2002

(1N) Davidson 68, (3N) UNCG 58  
(5S) Furman 44, (3S) College of Charleston 43

### Championship, March 3, 2002

(1N) Davidson 62, (5S) Furman 57  
FURMAN – Zeigler 5 4-4 14, Thomas 3 0-0 6, Gonzalez 2 3-4 7, Da Luz 1 1-3 3, Foster 3 0-0 9, Ndoye 2 2-2 6, Sanders 0 0-0 0, Souchu 5 1-4 12. Totals 21 10-13 57.  
DAVIDSON – Pearson 6 4-7 16, Booker 2 0-1 4, Ides 2 2-2 6, Bree 1 0-2 3, Bernard 3 3-4 9, Eho 0 0-0 0, Tonella 1 0-0 2, Anderer 7 2-3 22, White 0 0-0 0, Grace 0 0-0 0. Totals 22 11-17 62.  
3-point goals – Furman 5 (Foster 3, Souchu 2); Da-

vidson 7 (Anderer 6, Bree 1)  
Halftime – Furman 28, Davidson 24.

## 2003 North Charleston, S.C.

### First Round, March 5, 2003

(5S) Georgia Southern 89, (4N) Western Carolina 81  
(3S) Wofford 77, (6N) UNCG 73  
(5N) VMI 62, (4S) Furman 56  
(3N) Appalachian State 73, (6S) The Citadel 63

### Quarterfinals, March 6, 2003

(1S) College of Charleston 67, (5S) Georgia Southern 53  
(2N) ETSU 80, (3S) Wofford 75  
(5N) VMI 66, (1N) Davidson 60  
(2S) Chattanooga 98, (3N) Appalachian State 67

### Semifinals, March 7, 2003

(2N) ETSU 65, (1S) College of Charleston 55  
(2S) Chattanooga 77, (5N) VMI 58

### Championship, March 8, 2003

(2N) ETSU 97, (2S) Chattanooga 90  
ETSU – Jerald Fields 4 3-3 12, Zakee Wadood 7 2-5 17, Ben Rhoda 4 2-2 10, Tim Smith 9 4-5 25, James Anthony 1 2-2 4, Ryan Lawson 3 4-4 13, Isaac Potter 0 0-0 0, Brad Nuckles 5 6-6 16. Totals 33 23-27 97.  
CHATTANOOGA – Ashley Champion 11 3-6 27, Aaron Morgan 1 4-4 6, Tim Parker 4 2-2 13, Ray Trowell 4 2-2 10, Jason Rogan 12 2-2 27, Alphonso Pugh 2 1-2 6, Bryan Richardson 0 0-0 0, Mike Matthews 0 1-2 1, Tim Harris 0 0-0 0, Nick Benson 0 0-0 0. Totals 34 15-20 90.  
3-point goals – ETSU 8 (Smith 3, Lawson 3, Wadood 1, Fields 1); Chattanooga 7 (Parker 3, Champion 2, Pugh 1, Rogan 1)  
Halftime – ETSU 48, Chattanooga 40.

## 2004 North Charleston, S.C.

### First Round, March 3, 2004

(4S) Furman 73, (5N) Western Carolina 68  
(3N) Elon 66, (6S) The Citadel 56  
(5S) Wofford 85, (4N) UNCG 82  
(3S) College of Charleston 71, (6N) Appalachian State 61

### Quarterfinals, March 4, 2004

(1N) ETSU 94, (4S) Furman 84  
(2S) Davidson 68, (3N) Elon 61  
(1S) Georgia Southern 82, (5S) Wofford 69  
(2N) Chattanooga 89, (3S) College of Charleston 78

### Semifinals, March 5, 2004

(1N) ETSU 96, (2S) Davidson 84  
(2N) Chattanooga 90, (1S) Georgia Southern 87

### Championship, March 6, 2004

(1N) ETSU 78, (2N) Chattanooga 62  
CHATTANOOGA – Champion 1 0-0 2; Katelynas 3 3-4 9; Brown 4 1-1 10, Trowell 1 3-4 6, Rogan 0 0-0 0, Pugh 8 3-4 20, Richardson 3 0-0 9, Matthews 0 0-0 0, Long 1 0-0 2, Walton 0 0-0 0, Anderson 2 0-0 4. Totals 23 10-13 62.  
ETSU – Fields 3 1-1 8, Wadood 6 1-1 14, Rhoda 4 2-2 10, Smith 10 2-2 25, Strong 5 0-1 11, Scott 0 0-0 0, Nuckles 3 3-4 10. Totals 31 9-11 78.  
3-point goals – Chattanooga 6 (Brown 1, Trowell 1, Pugh 1, Richardson 3). ETSU 7 (Fields 1, Wadood 1, Smith 3, Strong 1, Nuckles 1).  
Halftime – ETSU 43, Chattanooga 35.

## 2005 Chattanooga, Tenn.

### First Round, March 2, 2005

(4N) Elon 64, (5S) Wofford 58  
(3S) Georgia Southern 69, (6N) Western Carolina 57  
(5N) ETSU 87, (4S) Furman 84  
(3N) Appalachian State 68, (6S) The Citadel 59

## Quarterfinals, March 3, 2005

(1S) Davidson 67, (4N) Elon 53  
 (2N) UNCG 73, (3S) Georgia Southern 71  
 (1N) Chattanooga 77, (5N) ETSU 70  
 (3N) Appalachian State 63, (2S) College of Charleston 60

## Semifinals, March 4, 2005

(2N) UNCG 73, (1S) Davidson 68  
 (1N) Chattanooga 57, (3N) Appalachian State 51

## Championship, March 5, 2005

(1N) Chattanooga 66, (2N) UNCG 62  
 UNCG – Ronnie Burrell 4 0-0 10, Kyle Hines 6 0-0 12, Dwayne Johnson 1 1-2 3, Ricky Hickman 2 8-13 13, Ray Bristow 1 2-2 5, Kevin Oleksiak 0 0-0 0, Josh Gross 7 1-2 19. Totals 21 14-21 62.  
 CHATTANOOGA – Mindaugas Katelynas 4 2-2 12, Chris Brown 3 3-34 11, Charles Anderson 6 1-1 13, Steve Cherry 1 1-2 4, Casey Long 2 4-6 9, Jerice Crouch 1 0-0 2, Alphonso Pugh 5 0-0 11, Ricky Hood 1 0-0 2, A.J. Mastin 0 0-0 0, Matt Malone 1 09-0 2. Totals 24 11-15 66.  
 3-point goals – Chattanooga 7 (Katelynas 2, Brown 2, Cherry 1, Long 1, Pugh 1); UNCG 6 (Gross 4, Hickman 1, Bristow 1)  
 Halftime – Chattanooga 27, UNCG 19.

## 2006

### North Charleston, S.C.

## First Round, March 2, 2006

(8) Appalachian State 66, (9) Wofford 65  
 (10) UNCG 69, (7) Western Carolina 65  
 (11) The Citadel 65, (6) Furman 53

## Quarterfinals, March 3, 2006

(8) Appalachian State 74, (1) Georgia Southern 61  
 (5) Chattanooga 65, (4) College of Charleston 53  
 (2) Elon 64, (10) UNCG 61 (OT)  
 (3) Davidson 79, (11) The Citadel 73

## Semifinals, March 4, 2006

(5) Chattanooga 78, (8) Appalachian State 75  
 (3) Davidson 65, (2) Elon 58

## Championship, March 5, 2006

(3) Davidson 80, (5) Chattanooga 55  
 CHATTANOOGA – Steve Cherry 2 0-2 4, Charles Anderson 2 1-7 5, Keddrick Mays 5 0-0 13, Ricky Hood 4 1-1 10, Casey Long 2 3-3 7, Jerice Crouch 4 1-2 9, Omar Johnson 0 0-0 0, Zach Ferrell 0 0-0 0, Jaycen Herring 1-2 0-0 2, Nicchaeus Doaks 1 0-2 3, Khalil Hartwell 0 2-3 2. Totals 21 8-20 55.  
 DAVIDSON – Thomas Sander 3 0-0 6, Ian Johnson 4 2-2 10, Matt McKillop 3 0-0 9, Kenny Grant 1 0-0 2, Brendan Winters 13 1-1 33, Jason Richards 0 0-0 0, Boris Meno 4 4-6 12, Max Paulhus Gosselin 0 0-0 0, Can Civi 0 0-0 0, John Falconi 0 0-0 0, Eric Blancett 1 0-0 2, Jason Morton 2 1-2 6, Chris Clunie 0 0-0 0, Andrew Lovedale 0 0-0 0. Totals 31 8-11 80.  
 3-point goals – Chattanooga 5 (Mays 3, Hood 1, Doaks 1), Davidson 10 (McKillop 3, Winters 6, Morton 1).  
 Halftime – Davidson 35, Chattanooga 20.

## 2007

### North Charleston, S.C.

## First Round, Feb. 28, 2007

(8) Chattanooga 64, (9) Wofford 55  
 (7) Western Carolina 69, (10) Elon 65  
 (6) Georgia Southern 62, (11) The Citadel 46

## Quarterfinals, March 1, 2007

(1) Davidson 78, (8) Chattanooga 68  
 (5) Furman 73, (4) UNCG 71  
 (2) Appalachian State 78, (7) Western Carolina 59  
 (3) College of Charleston 77, (6) Georgia Southern 66

## Semifinals, March 2, 2007

(1) Davidson 91, (5) Furman 68  
 (3) College of Charleston 89, (2) Appalachian State 87 (OT)

## Championship, March 3, 2007

(1) Davidson 72, (3) College of Charleston 65



*Alphonso Pugh (3) was one of four Chattanooga players to score in double figures as the Mocs claimed the 2005 tournament crown, 66-62 over UNCG.*

COLLEGE OF CHARLESTON – Jermaine Johnson, 6 1-2 13, David Lawrence 5 0-0 13, Philip McCandies 3 1-3 8, Dontaye Draper 2 3-4 8, Marcus Hammond 1 0-0 3, Josh Jackson 4 1-2 9, Javon Parris 1 0-1 2, Tony White, Jr. 3 0-0 9, Konimba Diarra 0 0-0 0. Totals 25 6-12 65.

DAVIDSON – Stephen Curry 10 5-7 29, Boris Meno 5 3-3 14, Thomas Sander 3 2-2 8, Jason Richards 2 0-0 4, Max Paulhus Gosselin 1 0-0 3, William Archambault 3 0-0 8, Stephen Rossiter 0 0-0 0, Bryant Barr 0 3-3 3, Andrew Lovedale 1 1-2 2. Totals 25 14-17 72.  
 3-point goals – College of Charleston 9 (Lawrence 3, White 3, McCandies 1, Draper 1, Hammond 1), Davidson 8 (Curry 4, Archambault 2, Meno 1, Gosselin 1)  
 Halftime – Davidson 37, College of Charleston 35.

## 2008

### North Charleston, S.C.

## First Round, March 7, 2008

(8) Wofford 58, (9) Western Carolina 49  
 (7) Elon 52, (10) Furman 37  
 (6) College of Charleston 66, (11) The Citadel 48

## Quarterfinals, March 8, 2008

(1) Davidson 82, (8) Wofford 49  
 (5) UNCG 63, (4) Appalachian State 46  
 (7) Elon 60, (2) Chattanooga 57  
 (6) College of Charleston 87, (3) Georgia Southern 73

## Semifinals, March 9, 2008

(1) Davidson 82, (5) UNCG 52  
 (7) Elon 75, (6) College of Charleston 61

## Championship, March 10, 2008

(1) Davidson 65, (7) Elon 49  
 ELON – TJ Douglas 6-10 0-0 18; Brett James 5-15 2-2 13; Devan Carter 2-3 0-0 4; Chris Long 2-8 0-0 4; Ola Atoyebi 1-3 1-2 3; Brian Waters 1-4 1-2 3; Adam Constantine 1-1 0-0 2; Montell Watson 1-10 0-0 2. Totals 19-54 4-6 49.  
 DAVIDSON – Stephen Curry 8-18 2-2 23; Thomas Sander 5-7 1-1 11; Andrew Lovedale 4-6 2-3 10; Bryant Barr 2-3 0-0 6; Boris Meno 2-3 1-2 5; Max Paulhus Gosselin 2-5 0-0 4; Jason Richards 1-8 2-3 4; Will Archambault 1-3 0-0 2; Stephen Rossiter 0-2 0-0 0. Totals 25-55 8-11 65.  
 3-point goals – Elon 7 (Douglas 6; James 1), Davidson 7 (Curry 5; Barr 2).  
 Halftime – Davidson 30, Elon 22.

## 2009

### Chattanooga, Tenn.

## First Round, March 6, 2009

(4S) Appalachian State 86, (5S) Georgia Southern 75  
 (3S) College of Charleston 69, (6N) UNCG 56  
 (5N) Elon 62, (4S) Wofford 55  
 (3N) Samford 57, (6S) Furman 52

## Quarterfinals, March 7, 2009

(1S) Davidson 84, (4S) Appalachian State 68  
 (3S) College of Charleston 67, (2N) Western Carolina 48  
 (1N) Chattanooga 79, (5N) Elon 78  
 (3N) Samford 76, (2S) The Citadel 67

## Semifinals, March 8, 2009

(3S) College of Charleston 59, (1S) Davidson 52  
 (1N) Chattanooga 81, (3N) Samford 70

## Championship, March 9, 2009

(1N) Chattanooga 80, (3S) College of Charleston 69  
 COLLEGE OF CHARLESTON – Tony White Jr., 11-19 2-2 31; Andrew Goudelock 5-17 2-2 15; Marcus Hammond 2-4 0-0 6; Jeremy Simmons 2-4 1-3 5; Donovan Monroe 2-6 0-0 4; Jermaine Johnson 2-8 0-0 4; Antwaine Wiggins 2-4 0-0 4; Dustin Scott 0-3 0-0 0. Totals 26-65 5-7 69.  
 CHATTANOOGA – Keyron Sheard 4-7 9-10 18; Stephen McDowell 4-12 4-4 15; Ty Patterson 4-5 1-1 12; Kevin Goffney 2-7 5-6 10; Khalil Hartwell 3-10 1-3 7; Chris Early 2-5 2-2 6; Dante Harvey 3-5 0-0 6; Nicchaeus Doaks 3-6 0-1 6. Totals 25-57 22-27 80.  
 3-point goals – College of Charleston 12 (White, Jr. 7; Goudelock 3; Hammond 2), Chattanooga 8 (Patterson 3; McDowell 3; Goffney 1; Sheard 1).  
 Halftime – College of Charleston 34, Chattanooga 34.

## 2010

### Charlotte, N.C.

### Bojangles Coliseum

## First Round, March 5, 2010

(6N) Elon 66, (3S) Davidson 59  
 (4N) UNCG 66, (5S) Furman 65  
 (4S) The Citadel 55, (5N) Samford 43  
 (3N) Chattanooga 82, (6S) Georgia Southern 62

## Quarterfinals, March 6, 2010

(2N) Western Carolina 68, (6N) Elon 57  
 (1S) Wofford 59, (4N) UNCG 47  
 (1N) Appalachian State 71, (4S) The Citadel 61  
 (2S) College of Charleston 96, (3N) Chattanooga 69

### Time Warner Cable Arena

## Semifinals, March 7, 2010

(1S) Wofford 77, (2N) Western Carolina 58  
 (1N) Appalachian State 77, (2S) College of Charleston 54

## Championship, March 8, 2010

(1S) Wofford 56, (1N) Appalachian State 51  
 APPALACHIAN STATE – Josh Hunter 2-5 2-7 6; Isaac Butts 2-5 0-0 4; Donald Sims 2-15 4-4 9; Jeremi Booth 2-2 0-0 5; Kellen Brand 0-8 4-4 4; Ryan Abraham 3-7 3-3 11; Marcus Wright 0-0 0-0 0; Tyler Webb 0-1 0-0 0; Andre Williamson 4-6 4-6 12. Totals 15-52 17-24 51.  
 WOFFORD – Tim Johnson 0-8 0-0 0; Noah Dahlman 4-12 2-2 10; Junior Salters 3-3 0-3 8; Jamar Diggs 4-12 1-2 9; Brad Loesing 0-2 1-2 1; Cameron Rundles 5-8 9-13 20; Kevin Giltner 1-4 0-0 2; Jason Dawson 0-3 0-0 0; Corey Godzinski 1-1 0-0 2; Terry Martin 1-1 2-3 4. Totals 19-54 15-25 59.  
 3-point goals – Appalachian State 4 (Abraham 2; Booth 1; Sims 1), Wofford 3 (Salters 2; Rundles 1).  
 Halftime – Wofford 33, Appalachian State 18.

## 2011

### Chattanooga, Tenn.

## First Round, March 4, 2011

(5N) UNCG 71, (4S) Davidson 64  
 (3N) Appalachian State 65, (6S) Georgia Southern 57  
 (3S) Furman 61, (6N) Samford 48  
 (4N) Elon 85, (5S) The Citadel 74



# SOCON TOURNAMENT RESULTS



## Quarterfinals, March 5, 2011

(1N) Western Carolina 77, (5N) UNCG 66  
(2S) Wofford 69, (3N) Appalachian State 56  
(3S) Furman 61, (2N) Chattanooga 52  
(1S) College of Charleston 78, (4N) Elon 60

## Semifinals, March 6, 2011

(2S) Wofford 86, (1N) Western Carolina 72  
(1S) College of Charleston 63, (3S) Furman 58

## Championship, March 7, 2011

(2S) Wofford 77, (1S) College of Charleston 67  
WOFFORD – Tim Johnson 4-5 1-1 9; Noah Dahlan 7-15 6-6 20; Cameron Rundles 6-12 6-7 21; Jamar Diggs 6-13 5-6 17; Brad Loesing 2-3 0-0 4; Nathan Parker 0-4 2-2 2; Kevin Giltner 1-0 0-0 0; Drew Crowell 0-0 0-0 0; Terry Martin 1-3 2-2 4. Totals 26-56 22-24 77.

COLLEGE OF CHARLESTON – Antwaine Wiggins 3-9 6-8 12; Trent Wiedeman 1-1 4-6 6; Willis Hall 1-3 0-0 2; Donovan Monroe 8-18 1-2 19; Andrew Goudelock 9-20 3-4 25; Andrew Lawrence 1-3 0-0 3; James Carlton 0-1 0-0 1; Jordan Scott 0-0-0-0. Totals 23-55 13-20 67.

3-point goals – Wofford 3 (Rundles 3). College of Charleston 8 (Goudelock 4; Monroe 3; Lawrence 1).  
Halftime – College of Charleston 32, Wofford 28.

## 2012 Asheville, N.C.

### First Round, March 2, 2012

(5N) Appalachian State 93, (4S) College of Charleston 81  
(3N) Western Carolina 68, (6S) The Citadel 56  
(5S) Furman 75, (4N) Samford 66  
(3S) Georgia Southern 76, (6N) Chattanooga 70

### Quarterfinals, March 3, 2012

(1N) UNCG 65, (5N) Appalachian State 55  
(3N) Western Carolina 82, (2S) Wofford 59  
(1S) Davidson 73, (5S) Furman 54  
(2N) Elon 65, (3S) Georgia Southern 58

### Semifinals, March 4, 2012

(3N) Western Carolina 82, (1N) UNCG 77  
(1S) Davidson 82, (2N) Elon 67

### Championship, March 5, 2012

(1S) Davidson 93, (3N) Western Carolina 91 (2OT)  
WESTERN CAROLINA – Tawaski King 5-10 10-12 10; Keaton Cole 5-13 8-9 21; Trey Sumler 7-13 0-0 18; Harouna Mutombo 9-24 2-3 20; Brandon Boogs 1-8 0-0 3; Kenneth Hall 0-0 0-0 0; James Sinclair 3-5 0-0 8; Ishmael Hollis 0-0 0-0 0; Preston Ross 0-0 2-3 2. Totals 30-73 22-27 91.

DAVIDSON – Jake Cohen 7-9 2-2 17; De'Mon Brooks 7-15 5-5 19; JP Kuhlman 7-12 3-4 19; Nik Cochran 7-13 2-2 16; Chris Dzerapowicz 3-10 0-0 8; Tyler Kalinoski 1-4 0-0 2; Will Reigel 1-1 0-0 2; Tom Dronney 0-2 0-0 0; Clin Mann 4-4 2-3 10. Totals 37-70 14-16 93.

3-point goals – Western Carolina 9 (Sumler 4; Cole 3; Sinclair 2). Davidson 5 (Czerapowicz 2; Kuhlman 2; Cohen 1).

Halftime – Davidson 36, Western Carolina 35.

## 2013 Asheville, N.C.

### First Round, March 8, 2013

(9) Georgia Southern 60, (8) Wofford 44  
(12) Furman 55, (5) Samford 51  
(10) UNCG 87, (7) Chattanooga 81  
(6) Western Carolina 76, (11) The Citadel 61

### Quarterfinals, March 9, 2013

(1) Davidson 86, (9) Georgia Southern 59  
(4) Appalachian State 74, (12) Furman 60  
(2) Elon 68, (10) UNCG 61  
(3) College of Charleston 78, (6) Western Carolina 70

### Semifinals, March 10, 2013

(1) Davidson 65, (4) Appalachian State 62  
(3) College of Charleston 68, (2) Elon 60

## Championship, March 11, 2013

(1) Davidson 74, (3) College of Charleston 55  
COLL. OF CHARLESTON – Adjeji Baru 3-7 5-7 11; Anthony Thomas 3-9 0-0 6; Willis Hall 0-2 2-2 2; Andrew Lawrence 5-15 8-9 19; Anthony Stitt 3-9 2-2 9; Matt Sundberg 1-3 0-0 2; Pat Branin 0-5 0-0 0; Nori Johnson 0-2 0-0 0; Bart Benton 0-1 0-0 0; Theo Johnson 0-0 0-0 0; Trevonte Dixon 0-0 0-0 0; Trent Wiedeman 2-9 3-5 7. Totals 17-57 20-25 55.

DAVIDSON – Jake Cohen 4-7 4-6 12; De'Mon Brooks 9-14 6-9 24; JP Kuhlman 6-7 0-1 2; Nik Cochran 3-5 4-4 10; Chris Czerapowicz 3-8 0-0 7; Youssef Mejri 0-0 0-0 0; Mason Archie II 0-0 0-0 0; Tyler Kalinoski 1-2 0-0 2; Clay Tormey 0-0 0-0 0; Jordan Barham 0-0 0-1 0; Ali Mackay 0-0 0-0 0; Tom Dronney 1-6 0-0 3; Jake Belford 1-2 0-0 2; Connor Perkey 0-0 0-0 0. Totals 28-51 14-21 74.

3-point goals – College of Charleston 1 (Lawrence 1). Davidson 4 (Kuhlman 2; Czerapowicz 1; Dronney 1).

Halftime – Davidson 35, College of Charleston 26.

## 2014 Asheville, N.C.

### First Round, March 7, 2014

(8) Samford 70, (9) Appalachian State 56  
(7) Georgia Southern 65, (10) Furman 50  
(11) The Citadel 86, (6) UNCG 76

### Quarterfinals, March 8, 2014

(1) Davidson 77, (8) Samford 54  
(5) Western Carolina 66, (4) Elon 64  
(7) Georgia Southern 62, (2) Chattanooga 55  
(3) Wofford 68, (11) The Citadel 51

### Semifinals, March 9, 2014

(5) Western Carolina 99, (1) Davidson 97 (OT)  
(3) Wofford 71, (7) Georgia Southern 57

### Championship, March 10, 2014

(3) Wofford 56, (5) Western Carolina 53  
WESTERN CAROLINA – Kenneth Hall 0-0 0-0 0; Tawaski King 4-11 2-2 10; Trey Sumler 3-12 2-2 9; Brandon Boggs 8-13 0-0 17; James Sinclair 4-11 0-0 9; Tom Tankelwicz 0-5 2-2 2; Mike Brown 0-1 1-2 3; Rhett Harrelson 0-0 0-0 0; Torriem Brummitt 0-1 1-2 1; Justin Browning 1-3 2-2 4. Totals 20-57 10-12 53.  
WOFFORD – C.J. Neuman 4-8 1-2 9; Lee Skinner 5-10 1-3 11; Karl Cochran 8-16 2-3 23; Eric Garcia 1-5 0-0

3; Spencer Collins 0-7 3-5 3; John Swinton 0-0 0-0 0; Aerris Smith 0-1 0-0 0; Jaylen Allen 2-3 0-0 1; Justin Gordon 1-3 0-2 2. Totals 21-53 7-15 56.

3-point goals – Western Carolina 3 (Boggs 1; Sinclair 1; Sumler 1). Wofford 7 (Cochran 5; Allen 1; Garcia 1).  
Halftime – Wofford 27, Western Carolina 20.

## 2015 Asheville, N.C.

### First Round, March 6, 2015

(8) UNCG 81, (9) Samford 76  
(10) Furman 73, (7) The Citadel 56

### Quarterfinals, March 7, 2015

(1) Wofford 70, (8) UNCG 52  
(4) Western Carolina 67, (5) ETSU 61 (OT)  
(10) Furman 69, (2) Chattanooga 67  
(3) Mercer 89, (6) VMI 61

### Semifinals, March 8, 2015

(1) Wofford 73, (4) Western Carolina 61  
(10) Furman 52, (3) Mercer 49

### Championship, March 9, 2015

(1) Wofford 67, (10) Furman 64  
FURMAN – Kris Acox 2-3 2-2 6; Kendrec Ferrara 4-8 2-2 10; Devin Sibley 2-6 0-0 5; Stephen Croone 5-7 3-4 14; Daniel Fowler 5-6 0-0 11; John Davis 0-5 0-0 0; Geoff Beans 5-8 0-0 15; Larry Wideman 1-3 0-0 3. Totals 24-46 7-8 64.

WOFFORD – Justin Gordon 1-2 3-4 5; Lee Skinner 6-8 5-7 17; Karl Cochran 5-13 0-0 11; Eric Garcia 4-9 3-4 15; Spencer Collins 3-12 4-4 10; John Swinton 1-3 2-2 4; Jaylen Allen 1-2 0-0 3; C.J. Neuman 1-2 0-0 2; Cameron Jackson 0-0 0-0 0. Totals 22-51 17-21 67.

3-point goals – Furman 9 (Beans 5; Croone 1; Sibley 1; Wideman 1). Wofford 6 (Garcia 4; Allen 1; Cochran 1).

Halftime – Furman 36, Wofford 36.

## 2016 Asheville, N.C.

### First Round, March 4, 2016

(8) Samford 92, (9) VMI 85  
(7) Mercer 71, (10) The Citadel 69



Wofford's Karl Cochran helped the Terriers to SoCon tournament titles in 2014 and 2015, earning Most Outstanding Player honors as a junior in 2014. He was the league's consensus player of the year the following season.





# SOCON TOURNAMENT RESULTS

## Quarterfinals, March 5, 2016

(1) Chattanooga 59, (8) Samford 54  
(5) Western Carolina 88, (4) Wofford 83  
(2) ETSU 81, (7) Mercer 65  
(3) Furman 80, (6) UNCG 64

## Semifinals, March 6, 2016

(1) Chattanooga 73, (5) Western Carolina 69  
(2) ETSU 84, (3) Furman 76

## Championship, March 7, 2016

(1) Chattanooga 73, (2) ETSU 67  
ETSU – Isaac Banks 1-1 0-0 2; T.J. Cromer 5-13 1-2 13; Petey McClain 0-2 0-0 0; Ge'Lawn Guyn 4-11 1-2 11; Deuce Bello 3-7 1-4 9; Peter Jurkin 2-4 0-0 4; Desonta Bradford 6-13 1-1 14; A.J. Merriweather 3-5 1-2 7; Lester Wilson 2-6 1-2 7. Totals 26-62 6-13 67.  
CHATTANOOGA – Chuck Ester 3-7 1-1 8; Justin Tuoyo 3-6 2-2 8; Greg Pryor 3-10 7-10 13; Eric Robertson 2-4 6-6 12; Tre' McLean 4-10 4-6 13; Dee Oldham 2-4 4-4 9; Jamal Burroughs-Cook 2-5 2-2 7; Duke Ethridge 1-4 0-0 3. Totals 20-50 26-31 73.  
3-point goals – ETSU 9 (Bello 2; Cromer 2; Guy 2; Wilson 2; Bradford 1). Chattanooga 7 (Robertson 2; Ester 1; Burroughs-Cook 1; Ethridge 1; McLean 1; Oldham 1).  
Halftime – Chattanooga 38, ETSU 26.

## 2017 Asheville, N.C.

### First Round, March 3, 2017

(9) The Citadel 78, (8) Western Carolina 72  
(7) Samford 79, (10) VMI 61

### Quarterfinals, March 4, 2017

(1) UNCG 76, (9) The Citadel 67  
(5) Wofford 79, (4) Chattanooga 67  
(7) Samford 67, (2) Furman 63  
(3) ETSU 73, (6) Mercer 66

### Semifinals, March 5, 2017

(1) UNCG 77, (5) Wofford 73  
(3) ETSU 81, (7) Samford 72

### Championship, March 6, 2017

(3) ETSU 79, (1) UNCG 74  
ETSU – Hanner Mosquera-Perea 4-5 4-4 12; Tevin Glass 6-11 0-0 12; T.J. Cromer 6-13 1-1 11 23; Desonta Bradford 2-6 0-0 5; A.J. Merriweather 5-5 2-2 13; Devontavious Payne 1-5 0-0 2; David Burrell 2-5 0-0 5; Isaac Banks 1-2 0-0 2; Jermaine Long 1-2 2-2 5. Totals 28-53 19-19 79.  
UNCG – Marvin Smith 0-3 0-0 0; James Dickey 1-3 0-0 3; R.J. White 8-13 6-8 23; Francis Alonso 7-17 9-11 28; Diante Baldwin 5-15 0-0 12; Malik Massey 0-3 0-1 0; Demetrius Troy 2-3 0-0 4; Kyryn Galloway 0-1 0-0 0; Jordy Kuiper 2-3 0-0 3. Totals 25-61 15-19 74.  
3-point goals – ETSU 4 (Bradford 1; Merriweather 1; Burrell 1; Long 1). UNCG 9 (Alonso 5; Baldwin 2; White 1; Kuiper 1).  
Halftime – UNCG 38, ETSU 31.

## 2018 Asheville, N.C.

### First Round, March 2, 2018

(8) The Citadel 78, (9) VMI 70  
(10) Chattanooga 89, (7) Samford 79

### Quarterfinals, March 3, 2018

(1) UNCG 72, (8) The Citadel 58  
(5) Wofford 73, (4) Mercer 53  
(2) ETSU 77, (10) Chattanooga 59  
(3) Furman 97, (6) Western Carolina 73

### Semifinals, March 4, 2018

(1) UNCG 56, (5) Wofford 55  
(2) ETSU 63, (3) Furman 52

### Championship, March 5, 2018

(1) UNCG 62, (2) ETSU 47  
ETSU – Jalan McCloud 5-12 5-7 15; Desonta Bradford 1-9 5-7 8; Mladen Armus 3-3 2-4 8; Devontavious



*ETSU's T.J. Cromer earned Most Outstanding Player honors at the 2017 tournament after leading the Bucs to their first title since rejoining the league for the 2014-15 season.*

Payne 1-5 2-2 5; David Burrell 2-4 0-0 4; Jermaine Long 1-3 0-0 3; Bo Hodges 1-8 0-0 2; Peter Jurkin 1-3 0-0 2; Kanayo Obi-Rapu 0-2 0-0 0. Totals 15-49 14-20 47.

UNCG – Demetrius Troy 5-9 0-0 13; Jordy Kuiper 4-9 3-4 13; James Dickey 3-5 3-4 9; Isaiah Miller 3-3 2-2 8; Marvin Smith 1-7 4-6 7; Malik Massey 2-2 2-2 6; Francis Alonso 2-11 1-2 6; Kyryn Galloway 0-6 0-0 0. Totals 20-52 15-20 62.

3-point goals – ETSU 3-16 (Jermaine Long 1-3; Devontavious Payne 1-4; Desonta Bradford 1-4; Bo Hodges 0-1; Kanayo Obi-Rapu 0-1; David Burrell 0-2; Jalan McCloud 0-1). UNCG 7-29 (Demetrius Troy 3-4; Jordy Kuiper 2-7; Francis Alonso 1-7; Marvin Smith 1-6; Kyryn Galloway 0-5).  
Halftime – ETSU 25, UNCG 25.

## 2019 Asheville, N.C.

### First Round, March 8, 2019

(8) VMI 96, (9) Western Carolina 83  
(7) Samford 100, (10) The Citadel 71

### Quarterfinals, March 9, 2019

(1) Wofford 99, (8) VMI 72  
(4) ETSU 68, (5) Chattanooga 64  
(2) UNCG 77, (7) Samford 70  
(3) Furman 85, (6) Mercer 74

### Semifinals, March 10, 2019

(1) Wofford 81, (4) ETSU 72  
(2) UNCG 66, (3) Furman 62

### Championship, March 11, 2019

(1) Wofford 70, (2) UNCG 58  
UNCG – Francis Alonso 6-19 7-8 21; Isaiah Miller 8-9 2-5 19; Kyryn Galloway 2-7 3-3 7; James Dickey 1-4 2-2 4; Eric Hamilton 1-3 1-2 3; Angelo Allegri 1-4 0-0 2; Demetrius Troy 1-5 0-0 2; Kaleb Hunter 0-1 0-0 0; Malik Massey 0-1 0-0 0. Totals 20-53 15-21 58.  
WOFFORD – Fletcher Magee 4-15 8-9 20; Nathan Hoover 5-9 8-8 20; Cameron Jackson 6-10 3-4 15; Storm Murphy 2-6 2-2 7; Keve Aluma 2-3 0-0 4; Chevez Goodwin 2-2 0-1 4; Matt Pegram 0-2 0-0 0; Donovan Theme-Love 0-1 0-0 0. Totals 21-48 21-24 70.

3-point goals – UNCG 3-16 (Francis Alonso 2-6; Isaiah Miller 1-1; Angelo Allegri 0-3; Demetrius Troy

0-2; Kaleb Hunter 0-1; Kyryn Galloway 0-3). Wofford 7-23 (Fletcher Magee 4-13; Nathan Hoover 2-5; Storm Murphy 1-3; Matt Pegram 0-1; Donovan Theme-Love 0-1).  
Halftime – UNCG 31, Wofford 27.

## 2020 Asheville, N.C.

### First Round, March 6, 2020

(9) VMI 96, (8) Samford 78  
(7) Wofford 93, (10) The Citadel 76

### Quarterfinals, March 7, 2020

(1) ETSU 70, (9) VMI 57  
(5) Western Carolina 70, (4) Mercer 56  
(7) Wofford 77, (2) Furman 68  
(6) Chattanooga 78, (3) UNCG 68

### Semifinals, March 8, 2020

(1) ETSU 97, (5) Western Carolina 75  
(7) Wofford 72, (6) Chattanooga 70

### Championship, March 9, 2020

(1) ETSU 72, (7) Wofford 58  
WOFFORD – Chevez Goodwin 8-8 2-4 18; Tray Hollowell 5-7 0-0 13; Storm Murphy 3-11 1-3 9; Messiah Jones 4-5 0-0 8; Nathan Hoover 2-8 2-2 7; Ryan Larson 1-7 1-2 3; Trevor Stumpe 0-6 0-0 0; Isaiah Bigelow 0-1 0-0 0. Totals 23-53 6-11 58.  
ETSU – Isaiah Tisdale 5-8 10-11 24; Tray Boyd III 4-10 2-2 11; Bo Hodges 4-7 0-0 8; Joe Hugley 2-4 3-4 8; Jeromy Rodriguez 3-4 0-0 6; Patrick Good 2-3 0-0 6; Daivien Williamson 1-6 2-2 5; Lucas N'Guessan 2-3 0-0 4; Vonnice Patterson 0-2 0-0 0. Totals 23-47 17-19 72.

3-point goals – Wofford 6-25 (Tray Hollowell 3-5; Storm Murphy 2-5; Nathan Hoover 1-5; Trevor Stumpe 0-6; Isaiah Bigelow 0-1; Ryan Larson 0-3). ETSU 9-21 (Isaiah Tisdale 4-7; Patrick Good 2-3; Joe Hugley 1-3; Tray Boyd III 1-5; Daivien Williamson 1-2; Bo Hodges 0-1).  
Halftime – ETSU 36, Wofford 31.

## 2021 Asheville, N.C.

### First Round, March 5, 2021

(8) The Citadel 100, (9) Western Carolina 86  
(7) Mercer 87, (10) Samford 59

### Quarterfinals, March 6, 2021

(1) UNCG 80, (8) The Citadel 72  
(5) ETSU 63, (4) Chattanooga 53  
(7) Mercer 62, (2) Wofford 61  
(6) VMI 91, (3) Furman 90 (OT)

### Semifinals, March 7, 2021

(1) UNCG 77, (5) ETSU 65  
(7) Mercer 73, (6) VMI 59

### Championship, March 8, 2021

(1) UNCG 69, (7) Mercer 61  
MERCER – Leon Ayers III 5-11 4-4 16; James Glisson III 7-8 2-2 16; Felipe Haase 4-12 2-2 13; Neftali Alvarez 3-11 2-2 8; Ross Cummings 2-8 1-1 5; Kamar Robertson 1-1 1-2 3; Jeff Gary 0-3 0-0 0. Totals 22-54 12-13 61.

UNCG – Isaiah Miller 10-20 5-13 25; Keyshaun Langley 4-9 4-6 15; Mohammed Abdulsalam 4-6 0-0 8; Angelo Allegri 2-7 1-3 5; Hayden Koval 2-5 0-0 5; A.J. McGinnis 1-4 2-2 4; Kaleb Hunter 1-6 0-0 3; Khyre Thompson 1-3 0-0 3; Kobe Langley 0-1 1-2 1; Bas Leyte 0-1 0-0 0. Totals 25-62 13-26 69.

3-point goals – Mercer 5-21 (Felipe Haase 3-9; Leon Ayers III 2-3; Neftali Alvarez 0-4; Ross Cummings 0-3; Jeff Gary 0-2), UNCG 6-23 (Keyshaun Langley 3-7; Khyre Thompson 1-3; Kaleb Hunter 1-4; Hayden Koval 1-3; A.J. McGinnis 0-3; Angelo Allegri 0-2; Isaiah Miller 0-1).  
Halftime – UNCG 33, Mercer 32.

#SoConHoops



# ALL-TOURNAMENT TEAMS



## 1923

K.P. Gatchell, Mississippi State  
H.G. Perkins, Mississippi State  
Bill Redd, Chattanooga  
Baby Roane, Georgia Tech  
Consuello Smith, Mercer

## 1924

Cartwright Carmichael, North Carolina  
Slim Carter, Alabama  
Eddie Gurr, Georgia  
Monk McDonald, North Carolina  
K.P. Gatchell, Mississippi State

## 1925

Jack Cobb, North Carolina  
Ellis Henican, Tulane  
Howard Holland, Virginia  
Billie Iazard, Mississippi State  
Henry Lind, Tulane  
Edward Morgan, Tulane  
Charles Wiehrs, Georgia

## 1926

### First Team

Jack Cobb, North Carolina  
Bunn Hackney, North Carolina  
Earl Johnson, Mississippi  
Artie Newcombe, North Carolina  
H.L. Stone, Mississippi State

### Second Team

William Dodderer, North Carolina  
George Florence, Georgia  
Nick George, Georgia Tech  
Paul Jenkins, Kentucky  
Nolan Richardson, Georgia

## 1927

### First Team

Paul Dear, Virginia Tech  
Walter Forbes, Georgia  
George Keen, Georgia  
John McCall, Vanderbilt  
James Stuart, Vanderbilt

### Second Team

Heinie Fair, South Carolina  
George Florence, Georgia  
Bunn Hackney, North Carolina  
Cecil Jamison, Georgia Tech  
John Purser, North Carolina

## 1929

Joe Croson, Duke  
Frank Goodwin, North Carolina State  
L.F. Haar, North Carolina State  
Dewitt Laird, Mississippi  
Louis McGinnis, Kentucky  
Henry Palmer, Georgia  
Robert Selby, Mississippi  
R.S. Warren, North Carolina State  
Bill Werber, Duke  
Henry Young, North Carolina State

## 1930

### First Team

Maurice Corbitt, Tennessee  
Harry Councilor, Duke  
Lindy Hood, Alabama  
Paul McBrayer, Kentucky  
Bill Werber, Duke

### Second Team

Joe Croson, Duke  
Bobby Dodd, Tennessee  
Bill Laney, Alabama  
Sandford Sanford, Georgia  
Earl Smith, Alabama

## 1931

### First Team

Louis Berger, Maryland  
Louis McGinnis, Kentucky  
Edward Ronkin, Maryland  
Carey Spicer, Kentucky  
George Yates, Kentucky

## Second Team

Jake Bronston, Kentucky  
Joe Croson, Duke  
Mel Emmelhainz, Florida  
George Garrison, Louisiana State  
Tommy Reeder, Georgia

## 1932

### First Team

Tom Alexander, North Carolina  
T.W. Lumpkin, Auburn  
Bill Strickland, Georgia  
Virgil Weathers, North Carolina  
Leroy Young, Georgia

### Second Team

Louis Berger, Maryland  
Wilmer Hines, North Carolina  
Forrest Sale, Kentucky  
Vernon Smith, Georgia  
James Thompson, Duke

## 1933

### First Team

Gilbert Clark, North Carolina State  
Earl Hall, Virginia Tech  
James Thompson, Duke  
Bennie Tompkins, South Carolina  
Freddie Tompkins, South Carolina

### Second Team

Dana Henderson, South Carolina  
Wilmer Hines, North Carolina  
Herbert Thompson, Duke  
Rufus Vincent, Maryland  
Virgil Weathers, North Carolina

## 1934

Stewart Aitken, North Carolina  
Bill Downey, VMI  
Jason Glace, North Carolina  
Jim McCachren, North Carolina  
Ray Rex, North Carolina State  
Joe Sawyers, Washington & Lee  
Charles Smith, Washington & Lee  
Herb Thompson, Duke  
Jim Thompson, Duke  
Virgil Weathers, North Carolina

## 1935

### First Team

Stewart Aitken, North Carolina  
Ivan Glace, North Carolina  
Norman Iler, Washington & Lee  
Jim McCachren, North Carolina  
Joe Pette, Washington & Lee

### Second Team

William Downey, VMI  
Robert Fielk, Washington & Lee  
Melvin Nelson, North Carolina  
Ray Rex, North Carolina State  
Charles Smith, Washington & Lee  
Alex Swails, Clemson

## 1936

### First Team

Bernie Buscher, Maryland  
Norman Iler, Washington & Lee  
Jim McCachren, North Carolina  
Joe Pette, Washington & Lee  
Bob Spessard, Washington & Lee

### Second Team

Andy Bershak, North Carolina  
Tom Brown, Clemson  
Earl Carson, Washington & Lee  
Earl Ruth, North Carolina  
Vic Willis, Maryland

## 1937

### First Team

Earl Carson, Washington & Lee  
Norman Iler, Washington & Lee  
Earl Ruth, North Carolina  
Bob Spessard, Washington & Lee  
Jim Waller, Wake Forest

## Second Team

Andy Bershak, North Carolina  
Connie Mac Berry, North Carolina State  
Bill Mann, North Carolina State  
Ken Podger, Duke  
Ramsay Potts, North Carolina

## 1938

### First Team

Earl Carson, Washington & Lee  
Ed Kitchens, Clemson  
George Knepley, Maryland  
Banks McFadden, Clemson  
Bob Spessard, Washington & Lee

### Second Team

Russ Bergman, Duke  
Fred Edwards, Duke  
Connie Mac Berry, North Carolina State  
Earl Ruth, North Carolina  
Waverly Wheeler, Maryland

## 1939

### First Team

George Dewitt, Maryland  
Eddie Johnson, Maryland  
George Knepley, Maryland  
Banks McFadden, Clemson  
Ed Swindell, Duke

### Second Team

Russ Bergman, Duke  
Jack Bryce, Clemson  
Bill Mann, North Carolina State  
Jim Rennie, North Carolina State  
Jim Waller, Wake Forest

## 1940

### First Team

George DeWitt, Maryland  
George Glamack, North Carolina  
Banks McFadden, Clemson  
Bill Mock, Duke  
Bill Sweel, Wake Forest

### Second Team

Clyde Allen, Duke  
Jake Burrows, The Citadel  
Herb Cline, Wake Forest  
Jimmy Howard, North Carolina  
Glenn Price, Duke

## 1941

### First Team

Chuck Holley, Duke  
Bob Rose, North Carolina  
Emil Sotnyk, VMI  
Cy Valasek, Duke  
Pres Westmoreland, South Carolina

### Second Team

Bob Foster, VMI  
George Glamack, North Carolina  
Lanny Lofdahl, South Carolina  
Ray Spuhler, Duke  
Ed Stumpf, VMI

## 1942

### First Team

Herb Cline, Wake Forest  
Glenn Knox, William & Mary  
Bones McKinney, North Carolina State  
Ray Spuhler, Duke  
Al Vandeweghe, William & Mary

### Second Team

Cedric Loftis, Duke  
Bernie Mock, North Carolina State  
Jack Tabscott, North Carolina State  
Pres Westmoreland, South Carolina  
Matt Zunic, George Washington

## 1943

### First Team

Bob Gantt, Duke  
John Konizewski, George Washington  
Cedric Loftis, Duke  
Tommy Peters, Davidson  
John Seward, Duke

### Second Team

Gordon Carver, Duke  
Joe Gallagher, George Washington  
Jim Rausch, George Washington  
John Shumate, The Citadel  
Emil Sotnyk, George Washington

## 1944

### First Team

Boyce Box, North Carolina  
Gordon Carver, Duke  
Danny Frederick, Virginia Tech  
Bernie Mock, North Carolina  
Bill Wright, Duke

### Second Team

Harry Bushkar, Virginia Tech  
John Dwell, North Carolina  
Jack Fitch, North Carolina  
Harry Harner, Duke  
Jim Lowry, Davidson

## 1945

### First Team

Manny Alvarez, North Carolina  
Dan Buckley, Duke  
Gordon Carver, Duke  
Jim Jordan, North Carolina  
Charles Sokol, South Carolina

### Second Team

John Dillon, North Carolina  
Jack Flynn, Maryland  
Ed Koffenberger, Duke  
Stan Magdziak, William & Mary  
Bob Paxton, North Carolina

## 1946

### First Team

Harry Bushkar, Virginia Tech  
Ed Loffenberger, Duke  
John Seward, Duke  
Dick Whiting, Duke  
Abner Williams, Wake Forest

### Second Team

John Dillon, North Carolina  
Joe Hinerman, Wake Forest  
Jim Jordan, North Carolina  
Bones McKinney, North Carolina  
Deran Walters, Wake Forest

## 1947

### First Team

Al Adams, South Carolina  
Dick Dickey, North Carolina State  
Pete Negley, North Carolina State  
Bob Paxton, North Carolina  
Jim White, North Carolina

### Second Team

Ed Bartels, North Carolina State  
Bill Cantwell, George Washington  
Jim Hamilton, North Carolina  
Leo Katkavek, North Carolina State  
Barney Kreisberg, George Washington

## 1948

### First Team

Ed Bartels, North Carolina State  
Jere Bunting, William & Mary\*  
Leo Katkavek, North Carolina State  
Bob Paxton, North Carolina  
Corren Youmans, Duke

## Second Team

Warren Cartier, North Carolina State  
Buddy Cheek, Davidson  
Dick Dickey, North Carolina State  
Paul Horvath, North Carolina State  
Tommy Hughes, Duke

## 1950

### First Team

Dick Dickey, North Carolina State  
Ed McMillan, William & Mary  
Stan Najeway, Wake Forest  
Sam Ranzino, North Carolina State\*  
Corren Youmans, Duke

## Second Team

Dayton Allen, Duke  
Vic Bubas, North Carolina State  
Bill Fleming, Duke  
Paul Horvath, North Carolina State  
Jack Mueller, Wake Forest

## 1951

Dick Dickey, North Carolina State  
Dick Groat, Duke\*  
Ed McMillan, William & Mary  
Stan Najeway, Wake Forest  
Corren Youmans, Duke

## 1952

### First Team

Eddie Becker, West Virginia  
Dick Groat, Duke\*  
Frank Selvy, Furman  
Bobby Speight, North Carolina State  
Mark Workman, West Virginia

## Second Team

Bill Chambers, William & Mary  
Nield Gordon, Furman  
Bernie Janicki, Duke  
Johnny Snee, Clemson  
Lee Terrill, North Carolina State

## 1953

### First Team

Nield Gordon, Furman  
Dickie Hemric, Wake Forest  
Frank Selvy, Furman  
Gene Shue, Maryland\*  
Mel Thompson, North Carolina State

## Second Team

Eddie Becker, West Virginia  
Billy Lyles, Wake Forest  
Jim Sottile, West Virginia  
Bobby Speight, North Carolina State  
Jack Williams, Wake Forest

## 1954

Walter Devlin, George Washington  
Ralph Holmes, West Virginia  
Joe Holup, George Washington\*  
Warren Mills, Richmond  
Frank Selvy, Furman

## 1955

Walter Devlin, George Washington  
Joe Holup, George Washington  
Rod Hundley, West Virginia\*  
Walt Lysaght, Richmond  
Warren Mills, Richmond

## 1956

Darrell Floyd, Furman  
Dom Flora, Washington & Lee  
Ed Harrison, Richmond  
Rod Hundley, West Virginia\*  
Walt Lysaght, Richmond

## 1957

Dom Flora, Washington & Lee  
Rod Hundley, West Virginia  
Lee Marshall, Washington & Lee  
Warren Mitchell, Richmond  
Lloyd Sharrar, West Virginia\*

## 1958

### First Team

Jeff Cohen, William & Mary  
Roy Lange, William & Mary  
Bob Smith, West Virginia  
Bill Telasky, George Washington  
Jerry West, West Virginia\*

## Second Team

Tom Booker, Richmond  
Howard McDonald, George Washington  
Lloyd Sharrar, West Virginia  
Don Vincent, West Virginia  
Dick Wright, Furman

## 1959

### First Team

Jeff Cohen, William & Mary  
Roy Lange, William & Mary  
Art Musselman, The Citadel  
Lee Patrone, West Virginia  
Jerry West, West Virginia\*

## Second Team

Ray Graves, The Citadel  
Gene Guarilia, George Washington  
Howard McDonald, George Washington  
Byron Pinson, Furman  
Chris Smith, Virginia Tech

## 1960

### First Team

Jeff Cohen, William & Mary  
Lewis Mills, Virginia Tech  
Lee Patrone, West Virginia  
Chris Smith, Virginia Tech  
Jerry West, West Virginia\*

## Second Team

Willie Akers, West Virginia  
Jeff Feldman, George Washington  
Norm Halberstadt, VMI  
Bucky Keller, Virginia Tech  
Jim Warren, West Virginia

## 1961

### First Team

Jeff Cohen, William & Mary  
Gary Daniels, The Citadel  
Jon Feldman, George Washington\*  
Dick Markowitz, George Washington  
Lee Patrone, West Virginia

## Second Team

Don Ardell, George Washington  
Roger Bergey, William & Mary  
Dick Jones, The Citadel  
Chris Smith, Virginia Tech  
Jerry Smith, Furman

## 1962

### First Team

Norm Halberstadt, VMI  
Bucky Keller, Virginia Tech  
Howard Pardue, Virginia Tech  
Rod Thorn, West Virginia\*  
Kenny Ward, West Virginia

## Second Team

Gary Daniels, The Citadel  
Jon Feldman, George Washington  
Gerald Glur, Furman  
Tom Lowry, West Virginia  
Don Weir, West Virginia

## 1963

### First Team

Fred Hetzel, Davidson  
Bill Jarman, Davidson  
Howard Pardue, Virginia Tech  
Jerry Smith, Furman  
Rod Thorn, West Virginia\*



Duke's Dick Groat earned all-tournament honors in 1951 and 1952.

## Second Team

Frank Alvis, Virginia Tech  
Bob Harris, William & Mary  
Tom Lowry, West Virginia  
Jim McCormick, West Virginia  
Barry Teague, Davidson

## 1964

### First Team

Joe Adamitis, George Washington  
Bill Blair, VMI  
Mark Clark, George Washington  
Fred Hetzel, Davidson\*  
Charlie Schmaus, VMI

## Second Team

Don Davidson, Davidson  
Ric Duques, George Washington  
Joe Kruszewski, VMI  
Tom Lowry, West Virginia  
Leroy Peacock, Furman

## 1965

### First Team

Bob Camp, West Virginia  
Fred Hetzel, Davidson\*  
John Leshar, West Virginia  
Martin Morris, William & Mary  
Walter Wenk, William & Mary

## Second Team

Marty Lentz, West Virginia  
Ron Perry, Virginia Tech  
Ben Pomeroy, William & Mary  
John Prosser, VMI  
Dick Snyder, Davidson

## 1966

### First Team

Carl Head, West Virginia  
Rodney Knowles, Davidson  
Charlie Schmaus, VMI  
Dick Snyder, Davidson\*  
Ron Williams, West Virginia

## Second Team

John Cauacini, West Virginia  
Bobby Lane, Davidson  
Tim Walter, William & Mary  
Spike Welsh, Richmond  
Tom Youngdale, Davidson

## 1967

### First Team

Bob Benfield, West Virginia  
Carl Head, West Virginia  
Wayne Huckel, Davidson  
Ron Williams, West Virginia  
Johnny Moates, Richmond\*

## Second Team

Doug Bridges, The Citadel  
Tom Green, Richmond  
Rodney Knowles, Davidson  
Ron Panneton, William & Mary  
Dave Reaser, West Virginia

## 1968

### First Team

Carey Bailey, West Virginia  
Dick Esleeck, Furman  
Kenny Foster, Richmond  
Mike Maloy, Davidson\*  
Ron Williams, West Virginia

## Second Team

Doug Cook, Davidson  
Wayne Huckel, Davidson  
Bob Hummell, West Virginia  
Jerry Kroll, Davidson  
Dave Moser, Davidson

## 1969

### First Team

Doug Cook, Davidson\*  
Jerry Kroll, Davidson  
Mike Maloy, Davidson  
Jim Modlin, East Carolina  
Harold Rhyne, George Washington

## Second Team

Joe Brunson, Furman  
Wilton Ford, Richmond  
Jim Gregory, East Carolina  
Wayne Huckel, Davidson  
Dave Moser, Davidson

## 1970

### First Team

Joe Brunson, Furman  
Doug Cook, Davidson\*  
Picot Frazier, Richmond  
Jerry Kroll, Davidson  
Mike Maloy, Davidson

#SoConHoops



# ALL-TOURNAMENT TEAMS



## Second Team

Bryan Adrian, Davidson  
Frank Owen, Richmond  
Bob Sherwood, William & Mary  
Walt Szczerbiak, George Washington  
Mike Tallent, George Washington

## 1971

### First Team

Jim Hewitt, Richmond  
Don Jackson, Furman  
Tom Jasper, William & Mary  
Jerry Martin, Furman\*  
Joe Sutter, Davidson

## Second Team

Mike Anastasio, Richmond  
Bernard Collier, Furman  
Ben Ledbetter, The Citadel  
Stan Ryfinski, Richmond  
Lisco Thomas, Furman

## 1972

### First Team

Jim Fairley, East Carolina  
Russ Hunt, Furman  
Ernie Pope, East Carolina  
Roy Simpson, Furman\*  
Jeff Trammell, William & Mary

## Second Team

Stan Davis, Appalachian State  
John Falconi, Davidson  
Jerry Fisher, William & Mary  
Dave Franklin, East Carolina  
Don Jackson, Furman

## 1973

### First Team

Greg Dunn, Davidson  
Fessor Leonard, Furman  
Clyde Mayes, Furman\*  
Tom Pfungst, William & Mary  
Roy Simpson, Furman

## Second Team

Mike Arizin, William & Mary  
Jerry Owens, East Carolina  
Mike Sorrentino, Davidson  
Aron Stewart, Richmond  
Nicky White, East Carolina

## 1974

### First Team

Mike Arizin, William & Mary  
Greg Dunn, Davidson  
Bob McCurdy, Richmond  
Clyde Mayes, Furman  
Aron Stewart, Richmond\*

## Second Team

Chuck Cordell, The Citadel  
Larry Horowitz, Davidson  
Bruce Grimm, Furman  
Fessor Leonard, Furman  
Ed Kelley, Furman

## 1975

### First Team

Will Bynum, VMI  
John Lowenhaupt, William & Mary  
Craig Lynch, Furman  
Clyde Mayes, Furman\*  
Ron Satterthwaite, William & Mary

## Second Team

Robert Geter, East Carolina  
Michael Hall, Furman  
Larry Hunt, East Carolina  
Fessor Leonard, Furman  
Bob McCurdy, Richmond

## 1976

### First Team

Jeff Butler, Richmond  
Will Bynum, VMI  
Ron Carter, VMI\*  
John Krovic, VMI  
Ron Satterthwaite, William & Mary

## Second Team

Calvin Bowser, Appalachian State  
Kevin Eastman, Richmond  
Rodney McKeever, The Citadel  
Mike Morton, Richmond  
Jim Strickland, Furman

## 1977

### First Team

Ron Carter, VMI  
John Krovic, VMI  
Jonathan Moore, Furman  
Dave Montgomery, VMI\*  
Tony Searcy, Appalachian State

## Second Team

Walter Anderson, Appalachian State  
Will Bynum, VMI  
Bruce Grimm, Furman  
Mel Hubbard, Appalachian State  
Jim Ramsey, East Carolina  
Darryl Robinson, Appalachian State

## 1978

### First Team

Rodney Arnold, Furman  
Ron Carter, VMI  
Bruce Grimm, Furman  
Harley Major, Marshall  
Jonathan Moore, Furman\*

## Second Team

Al Daniel, Furman  
Renaldo Lawrence, Appalachian State  
Darryl Robinson, Appalachian State  
Bubba Wilson, Western Carolina  
Greg Young, Marshall

## 1979

### First Team

Al Daniel, Furman  
Renaldo Lawrence, Appalachian State  
Jonathan Moore, Furman  
Darryl Robinson, Appalachian State\*  
Rick Swing, The Citadel

## Second Team

Mel Hubbard, Appalachian State  
Randy Nesbit, The Citadel  
Charles Payton, Appalachian State  
Raymond Person, Western Carolina  
Tom Slawson, The Citadel

## 1980

### First Team

Michael Hunt, Furman  
Ken Labanowski, Marshall  
Troy Lee Mikell, ETSU  
Jonathan Moore, Furman\*  
Greg White, Marshall

## Second Team

James Campbell, Marshall  
Greg Dennis, Western Carolina  
John Fitch, Appalachian State  
George Washington, Marshall  
Ron White, Furman

## 1981

### First Team

Ronnie Carr, Western Carolina  
John Fitch, Appalachian State  
Nick Morken, Chattanooga\*  
Charles Payton, Appalachian State  
Eric Smith, Chattanooga

## Second Team

Mel Daniel, Furman  
Greg Dennis, Western Carolina  
LaVerne Evans, Marshall  
James Jones, Chattanooga  
Kelvin McMillian, Appalachian State

## 1982

### First Team

Jamie Hall, Davidson  
Nick Morken, Chattanooga  
Andre Motley, ETSU  
Russ Schoene, Chattanooga\*  
Cliff Tribus, Davidson

## Second Team

Felipe de las Pozas, The Citadel  
Troy Lee Mikell, ETSU  
Winfred Reid, ETSU  
Stanford Strickland, Chattanooga  
Willie White, Chattanooga

## 1983

### First Team

Skip Clark, Chattanooga  
Winfred King, ETSU  
Troy Lee Mikell, ETSU  
Kenny Trimier, Western Carolina  
Willie White, Chattanooga\*

## Second Team

Felipe de las Pozas, The Citadel  
Noel Gilliard, Furman  
Quinton Lytle, Western Carolina  
George Singleton, Furman  
Regan Truesdale, The Citadel

## 1984

### First Team

Jeff Battle, Marshall  
Sam Ervin, Marshall  
LaVerne Evans, Marshall\*  
Willie White, Chattanooga  
Gerald Wilkins, Chattanooga

## Second Team

Glenn Clyburn, Appalachian State  
David Lawrence, Appalachian State  
George Singleton, Furman  
Stanford Strickland, Chattanooga  
David Wade, Marshall

## 1985

### First Team

Gay Elmore, VMI\*  
Jeff Guthrie, Marshall  
Skip Henderson, Marshall  
Regan Truesdale, The Citadel  
Gerald Wilkins, Chattanooga

## Second Team

Jeff Battle, Marshall  
Mike Huffman, VMI  
Bruce Morris, Marshall  
Darren Sawyer, VMI  
Cedric Wins, VMI

## 1986

### First Team

Gerry Born, Davidson\*  
Carliss Jeter, Chattanooga  
Derek Rucker, Davidson  
Wes Stallings, ETSU  
Anthony Tanner, Davidson

## Second Team

Calvin Cannady, ETSU  
Rod Davis, Appalachian State  
Skip Henderson, Marshall  
James Hunter, Chattanooga  
Clifford Waddy, Western Carolina

## 1987

### First Team

John Castile, Furman  
Skip Henderson, Marshall  
Jeff Himes, Davidson  
Rodney Holden, Marshall  
Derek Rucker, Davidson\*

## Second Team

Craig Burgess, The Citadel  
Tom Curry, Marshall  
Robert Hill, Western Carolina  
Dwayne Lewis, Marshall  
Floyd Showers, Western Carolina

## 1988

### First Team

Lance Fulse, Chattanooga  
Benny Green, Chattanooga\*  
Skip Henderson, Marshall  
Damon Williams, VMI  
Ramon Williams, VMI



*Chattanooga's Willie White earned all-tournament honors three times, claiming a second-team spot in 1982 and landing on the first team in 1983 and 1984. He helped the Mocs to titles in 1982 and 1983.*



# ALL-TOURNAMENT TEAMS

## Second Team

Greg Dennis, ETSU  
Bobby Gardner, VMI  
Rodney Holden, Marshall  
Keith Jennings, ETSU  
Morris Lyons, Chattanooga

## 1989

### First Team

Greg Dennis, ETSU  
Keith Jennings, ETSU  
John Taft, Marshall\*  
Calvin Talford, ETSU  
Alvin West, ETSU

## Second Team

Daren Chandler, Chattanooga  
Andre Cunningham, Marshall  
Patrick Elmore, The Citadel  
Bruce Evans, Furman  
Benny Green, Chattanooga  
Gery Strickland, Marshall

## 1990

### First Team

Greg Dennis, ETSU  
Keith Jennings, ETSU\*  
Broderick Parker, Appalachian State  
Kemp Phillips, Appalachian State  
Damon Williams, VMI

## Second Team

Bruce Evans, Furman  
Sam Gibson, Appalachian State  
Calvin Talford, ETSU  
Alvin West, ETSU  
Ramon Williams, VMI

## 1991

### First Team

Terry Boyd, Western Carolina  
Rodney English, ETSU  
Keith Jennings, ETSU\*  
Derrick Kirce, Chattanooga  
Tim Powers, Appalachian State

## Second Team

Keith Nelson, Chattanooga  
Broderick Parker, Appalachian State  
Billy Ross, Appalachian State  
Ed Ward, Appalachian State  
Alvin West, ETSU

## 1992

### First Team

Greg Dennis, ETSU\*  
Rodney English, ETSU  
Keith Nelson, Chattanooga  
Kelly Sutton, Chattanooga  
Calvin Talford, ETSU

## Second Team

Terry Boyd, Western Carolina  
Tyrone Phillips, Marshall  
Billy Ross, Appalachian State  
Steve Spurlock, Appalachian State  
LeVert Threats, Chattanooga

## 1993

### First Team

Tim Brooks, Chattanooga\*  
Jason Niblett, ETSU  
Billy Ross, Appalachian State  
Daymond Woods, Chattanooga  
Charlton Young, Georgia Southern

## Second Team

Tee Jay Jackson, Chattanooga  
Janko Narat, Davidson  
Eric Palmer, ETSU  
Jerry Pelphrey, ETSU  
Gary Robb, Chattanooga

## 1994

### First Team

Brandon Born, Chattanooga  
Chad Copeland, Chattanooga\*  
Frankie King, Western Carolina  
Janko Narat, Davidson  
Brandon Williams, Davidson

## Second Team

Dante Gay, Georgia Southern  
Steve Harris, Furman  
Warren Johnson, Georgia Southern  
Anquell McCollum, Western Carolina  
Roger Smith, Chattanooga

## 1995

### First Team

Brandon Born, Chattanooga  
Lonnie Edwards, Georgia Southern  
Frankie King, Western Carolina\*  
Anquell McCollum, Western Carolina  
Chad McClendon, Appalachian State

## Second Team

Emanuel Christophe, Georgia Southern  
Pat Henderson, Chattanooga  
Geoff Herman, ETSU  
Kevin Kullum, Western Carolina  
Kareem Livingston, Appalachian State

## 1996

### First Team

Anquell McCollum, Western Carolina\*  
Brandon Williams, Davidson  
Junior Braswell, Appalachian State  
Jason Williams, Marshall  
Quinn Harwood, Davidson

## Second Team

Chris Alpert, Davidson  
Joel Fleming, Western Carolina  
Brent Conley, VMI  
Kevin Kullum, Western Carolina  
Maurice Spencer, VMI

## 1997

### First Team

John Brannen, Marshall\*  
Johnny Taylor, Chattanooga  
Junior Braswell, Appalachian State  
Willie Young, Chattanooga  
Keith Veney, Marshall

## Second Team

Chris Mims, Chattanooga  
Sidney Coles, Marshall  
Landry Kosmalski, Davidson  
Chuck Vincent, Furman  
Tige Darner, Appalachian State

## 1998

### First Team

Marshall Phillips, Appalachian State  
Ben Ebong, Davidson\*  
Stephen Marshall, Davidson  
Kareem Livingston, Appalachian State  
Mark Donnelly, Davidson

## Second Team

David Phillips, Chattanooga  
Ali Ton, Davidson  
Tyson Patterson, Appalachian State  
Derrick Nix, UNCG  
Jamie Jenkins, The Citadel

## 1999

### First Team

Marshall Phillips, Appalachian State\*  
Sedric Webber, College of Charleston  
Matt McMahon, Appalachian State  
Danny Johnson, College of Charleston  
Jody Lumpkin, College of Charleston



ETSU's Greg Dennis earned all-tournament honors four times, taking second-team distinction in 1988 and first-team honors in 1989, 1990 and 1992. The Buc won SoCon tournament titles each year from 1989-92.

## Second Team

Tyson Patterson, Appalachian State  
Jermel President, College of Charleston  
Casey Rogers, Western Carolina  
Cedrick Holmes, Appalachian State  
Rashun Coleman, Chattanooga

## 2000

### First Team

Leighton Bowie, College of Charleston  
Karim Souchu, Furman  
Ian Chadwick, Wofford  
Jody Lumpkin, College of Charleston  
Tyson Patterson, Appalachian State\*

## Second Team

Starzee Walker, Wofford  
Stanislav Makshantsev, Furman  
Landry Kosmalski, Davidson  
Rufus Leach, Appalachian State  
Shawn Alexander, Appalachian State

## 2001

### First Team

Toot Young, Chattanooga\*  
Courtney Eldridge, UNCG  
Sean Peterson, Georgia Southern  
Dusty Pullian, Chattanooga  
David Schuck, UNCG

## Second Team

Wayne Bernard, Davidson  
Kashien Latham, Georgia Southern  
Jody Lumpkin, College of Charleston  
Jay Joseph, UNCG  
Ian Chadwick, Wofford

## 2002

### First Team

Jeff Bolton, College of Charleston  
Chris Pearson, Davidson  
Peter Anderer, Davidson\*  
Leighton Bowie, College of Charleston  
Anthony Thomas, Furman

## Second Team

Courtney Eldridge, UNCG  
Guilherme Da Luz, Furman  
James Maye, UNCG  
Emeka Erege, Davidson  
Kenny Zeigler, Furman

## 2003

### First Team

Tim Smith, ETSU\*  
Radee Skipworth, VMI  
Ashley Champion, Chattanooga  
Jason Rogan, Chattanooga  
Zakee Wadood, ETSU

## Second Team

Mike Benton, College of Charleston  
Shawn Hall, Appalachian State  
Julius Jenkins, Georgia Southern  
Tim Parker, Chattanooga  
Jerald Fields, ETSU

## 2004

### First Team

Tim Smith, ETSU\*  
Ashley Champion, Chattanooga  
Alphonso Pugh, Chattanooga  
Jerald Fields, ETSU  
Zakee Wadood, ETSU

## Second Team

Maleye Ndoeye, Furman  
Elton Nesbitt, Georgia Southern  
Travis Strong, ETSU  
Chris Brown, Chattanooga  
Thomas Mobley, College of Charleston

## 2005

### First Team

Mindaugas Katelynas, Chattanooga\*  
Tim Smith, ETSU  
Kyle Hines, UNCG  
Josh Gross, UNCG  
Casey Long, Chattanooga

## Second Team

Brendan Winters, Davidson  
Alphonso Pugh, Chattanooga  
Chris Brown, Chattanooga  
Ricky Hickman, UNCG  
D.J. Thompson, Appalachian State

#SoConHoops



# ALL-TOURNAMENT TEAMS



**2006**

**First Team**

J'Mel Everhart, The Citadel  
 Kyle Hines, UNCG  
 D.J. Thompson, Appalachian State  
 Ian Johnson, Davidson  
 Matt McKillop, Davidson  
 Brendan Winters, Davidson\*

**Second Team**

Keddrick Mays, Chattanooga  
 Jeremy Clayton, Appalachian State  
 Charles Anderson, Chattanooga  
 Jerice Crouch, Chattanooga  
 Jermaine Johnson, College of Charleston

**2007**

**First Team**

Dontaye Draper, College of Charleston  
 Stephen Curry, Davidson\*  
 Jermaine Johnson, College of Charleston  
 Donte Minter, Appalachian State  
 Jason Richards, Davidson

**Second Team**

Nick Aldridge, Western Carolina  
 Kyle Hines, UNCG  
 Demetrius Scott, Appalachian State  
 Jeremy Clayton, Appalachian State  
 Josh Jackson, College of Charleston

**2008**

**First Team**

Kyle Hines, UNCG  
 Montell Watson, Elon  
 Brett James, Elon  
 Jason Richards, Davidson  
 Stephen Curry, Davidson\*^

**Second Team**

Dustin Scott, College of Charleston  
 Tony White Jr., College of Charleston  
 Thomas Sander, Davidson  
 Drew Gibson, Wofford  
 Ola Atoyebi, Elon

**2009**

**First Team**

Stephen Curry, Davidson  
 Bryan Friday, Samford  
 Kevin Goffney, Chattanooga  
 Stephen McDowell, Chattanooga\*  
 Tony White Jr., College of Charleston

**Second Team**

Nicchaeus Doaks, Chattanooga  
 Dustin Scott, College of Charleston  
 Donald Sims, Appalachian State  
 Andrew Goudelock, Coll. of Charleston  
 Jeremy Simmons, College of Charleston  
 Ola Atoyebi, Elon

**2010**

**First Team**

Kellen Brand, Appalachian State  
 Donald Sims, Appalachian State  
 Andrew Goudelock, Coll. of Charleston  
 Noah Dahlman, Wofford\*  
 Jamar Diggs, Wofford

**Second Team**

Tony White Jr., College of Charleston  
 Ben Stywall, UNCG  
 Harouna Mutombo, Western Carolina  
 Tim Johnson, Wofford  
 Cameron Rundles, Wofford

**2011**

**First Team**

Andrew Goudelock, Coll. of Charleston  
 Donavan Monroe, College of Charleston  
 Noah Dahlman, Wofford\*  
 Jamar Diggs, Wofford  
 Cameron Rundles, Wofford

**Second Team**

Trent Wiedeman, College of Charleston  
 Jordan Miller, Furman  
 Amu Saaka, Furman  
 Harouna Mutombo, Western Carolina  
 Mike Williams, Western Carolina

**2012**

**First Team**

De'Mon Brooks, Davidson\*  
 Jake Cohen, Davidson  
 JP Kuhlman, Davidson  
 Harouna Mutombo, Western Carolina  
 Trey Sumler, Western Carolina

**Second Team**

Jack Isenbarger, Elon  
 Eric Ferguson, Georgia Southern  
 Trevis Simpson, UNCG  
 Keaton Cole, Western Carolina  
 Tawaski King, Western Carolina

**2013**

**First Team**

Andrew Lawrence, Coll. of Charleston  
 Adjehi Baru, College of Charleston  
 Jake Cohen, Davidson  
 De'Mon Brooks, Davidson\*  
 Trey Sumler, Western Carolina

**Second Team**

Nathan Healy, Appalachian State  
 Nik Cochran, Davidson  
 JP Kuhlman, Davidson  
 Lucas Troutman, Elon  
 Derrell Armstrong, UNCG

**2014**

**First Team**

De'Mon Brooks, Davidson  
 Brandon Boggs, Western Carolina  
 James Sinclair, Western Carolina  
 Karl Cochran, Wofford  
 Lee Skinner, Wofford\*

**Second Team**

Ashton Moore, The Citadel  
 Z. Mason, Chattanooga  
 Tawaski King, Western Carolina  
 Trey Sumler, Western Carolina  
 Eric Garcia, Wofford

**2015**

**First Team**

Stephen Croone, Furman  
 James Sinclair, Western Carolina  
 Karl Cochran, Wofford  
 Spencer Collins, Wofford  
 Lee Skinner, Wofford\*

**Second Team**

Kris Acox, Furman  
 Geoff Beans, Furman  
 Devin Sibley, Furman  
 T.J. Hallice, Mercer  
 Ike Nwamu, Mercer

**2016**

**First Team**

T.J. Cromer, ETSU  
 Ge'Lawn Guyn, ETSU  
 Tre' McLean, Chattanooga  
 Greg Pryor, Chattanooga\*  
 Mike Brown, Western Carolina

**Second Team**

Desonta Bradford, ETSU  
 Devin Sibley, Furman  
 QJ Peterson, VMI  
 Torrion Brummitt, Western Carolina  
 Fletcher Magee, Wofford

**2017**

**First Team**

Desonta Bradford, ETSU  
 T.J. Cromer, ETSU\*  
 Diante Baldwin, UNCG  
 R.J. White, UNCG  
 Christen Cunningham, Samford

**Second Team**

Devin Sibley, Furman  
 Francis Alonso, UNCG  
 James Dickey, UNCG  
 Wyatt Walker, Samford  
 Fletcher Magee, Wofford

**2018**

**First Team**

Desonta Bradford, ETSU  
 Janan McCloud, ETSU  
 Francis Alonso, UNCG\*  
 Demetrius Troy, UNCG  
 Makinde London, Chattanooga

**Second Team**

Zane Najdawi, The Citadel  
 Jordan Lyons, Furman  
 James Dickey, UNCG  
 Nathan Hoover, Wofford  
 Cameron Jackson, Wofford

**2019**

**First Team**

Francis Alonso, UNCG  
 Isaiah Miller, UNCG  
 Nathan Hoover, Wofford  
 Cameron Jackson, Wofford  
 Fletcher Magee, Wofford\*

**Second Team**

Tray Boyd III, ETSU  
 Jordan Lyons, Furman  
 Matt Rafferty, Furman  
 James Dickey, UNCG  
 Bubba Parham, VMI

**2020**

**First Team**

Tray Boyd III, ETSU  
 Isaiah Tisdale, ETSU\*  
 Daivien Williamson, ETSU  
 Ramon Vila, Chattanooga  
 Chevez Goodwin, Wofford

**Second Team**

Kaelon Harris, The Citadel  
 Isaiah Miller, UNC Greensboro  
 Carlos Dotson, Western Carolina  
 Mason Faulkner, Western Carolina  
 Storm Murphy, Wofford

**2021**

**First Team**

Noah Gurley, Furman  
 Neftali Alvarez, Mercer  
 Leon Ayers III, Mercer  
 Felipe Haase, Mercer  
 Isaiah Miller, UNCG\*

**Second Team**

Hayden Brown, The Citadel  
 Keyshaun Langley, UNCG  
 Myles Lewis, VMI  
 Jake Stephens, VMI  
 Storm Murphy, Wofford

\* Most Outstanding Player  
 ^ unanimous selection



*Samford's Bryan Friday earned first-team all-tournament honors in 2009 after helping the Bulldogs to the semifinals in their first season in the league.*

## Individual

### Game

- Most points** – 55, Skip Henderson (Marshall) vs. The Citadel, 3/4/88
- Most field goals** – 20, Skip Henderson (Marshall) vs. The Citadel, 3/4/88
- Most field-goal attempts** – 38, Darrell Floyd (Furman) vs. Virginia Tech, 3/1/56
- Most 3-point field goals** – 9, Skip Henderson (Marshall) vs. The Citadel, 3/4/88; T.J. Cromer (ETSU) vs. Samford, 3/5/17
- Most 3-point field-goal attempts** – 14, Skip Henderson (Marshall) vs. The Citadel, 3/4/88; Shawn Hall (Appalachian State) vs. College of Charleston, 2/28/02; Bubba Parham (VMI) vs. Wofford, 3/9/19
- Most free throws** – 19, Greg Dennis (Western Carolina) vs. Appalachian State 2/23/80
- Most free-throw attempts** – 22, Joe Holup (George Washington) vs. West Virginia, 3/5/54
- Most rebounds** – 28, Chris Smith (Virginia Tech) vs. George Washington 2/26/60
- Most assists** – 15, Justin Coleman (Samford) vs. Chattanooga, 3/2/18
- Most steals** – 8, Trazel Silvers (ETSU) vs. Appalachian State, 3/5/93
- Most blocked shots** – 6, Omar Roland (Marshall) vs. Furman, 3/4/90; Lewis Preston (VMI) vs. Furman 3/4/93; Ricky Nedd (Appalachian State) vs. ETSU, 3/5/93

### TOURNAMENT

- Most points** – 109, John Taft (Marshall), 1989
- Most field goals** – 40, John Taft (Marshall), 1989
- Most field-goal attempts** – 65, Tim Smith (ETSU), 2004
- Most 3-point field goals** – 15, Keith Veney (Marshall), 1997; Stephen McDowell (Chattanooga), 2009
- Most 3-point field-goal attempts** – 32, Stephen Curry (Davidson), 2007
- Most free throws** – 40, Jeff Cohen (William & Mary), 1961
- Most free throw attempts** – 54, Jeff Cohen (William & Mary), 1961
- Most rebounds** – 70, Chris Smith (Virginia Tech), 1960
- Most assists** – 26, Keith Jennings (ETSU), 1990
- Most steals** – 12, Derek Rucker (Davidson), 1986; D.J. Thompson (Appalachian State), 2005
- Most blocked shots** – 11, Zakee Wadood (ETSU), 2003

### Top scoring games

1. 55 Skip Henderson, Marshall vs. The Citadel..... March 4, 1988
2. 45 Jon Feldman, George Washington vs. William & Mary.... March 4, 1961
3. 43 Darrell Floyd, Furman vs. Virginia Tech ..... March 1, 1956
- 43 Stephen Curry, Davidson vs. Appalachian State ..... March 7, 2009
5. 42 Rod Hundley, West Virginia vs. Furman ..... March 2, 1956
- 42 Terry Boyd, Western Carolina vs. Chattanooga..... March 1, 1991
7. 41 Walter Devlin, George Washington vs. Richmond..... March 6, 1954
- 41 Fred Hetzel, Davidson vs. VMI ..... Feb. 28, 1964
- 41 Frankie King, Western Carolina vs. Davidson..... March 5, 1994
- 41 T.J. Cromer, ETSU vs. Samford ..... March 5, 2017
- 41 Bubba Parham, VMI vs. Western Carolina ..... March 8, 2019
12. 40 Joe Holup, George Washington vs. West Virginia..... March 5, 1954
- 40 Anquell McCollum, Western Carolina vs. VMI..... March 2, 1996

### Top championship scoring games

1. 45 Jon Feldman, George Washington vs. William & Mary.... March 4, 1961
2. 41 Walter Devlin, George Washington vs. Richmond..... March 6, 1954
3. 38 Jeff Cohen, William & Mary vs. George Washington ..... March 4, 1961
- 38 LaVerne Evans, Marshall vs. Chattanooga ..... March 4, 1984
5. 36 Roy Simpson, Furman vs. East Carolina ..... March 4, 1972
- 36 John Taft, Marshall vs. ETSU ..... March 5, 1989
7. 31 Sam Ranzino, North Carolina State vs. Duke ..... March 3, 1950
- 31 Al Daniel, Furman vs. Appalachian State ..... March 4, 1979
- 31 Keith Jennings, ETSU vs. Appalachian State ..... March 3, 1991
- 31 Tony White Jr., College of Charleston vs. Chattanooga .. March 9, 2009


## Team

### Game

- Most points** – 126, Furman vs. VMI, 3/2/72
- Most field goals** – 49, West Virginia vs. William & Mary, 2/26/60; Furman vs. VMI, 3/2/72
- Most field-goal attempts** – 93, West Virginia vs. William & Mary, 2/26/60
- Most 3-point field goals** – 18, VMI vs. Samford, 3/6/20
- Most 3-point field-goal attempts** – 45, The Citadel vs. Samford, 3/8/19
- Most free throws** – 37, Furman vs. The Citadel, 3/3/79; Marshall vs. Chattanooga, 3/4/84
- Most free-throw attempts** – 55, West Virginia vs. George Washington, 3/2/62
- Most rebounds** – 69, Davidson vs. VMI, 2/28/63
- Fewest points allowed** – 33, VMI vs. Richmond, 3/4/76
- Fewest field goals allowed** – 10, Elon vs. Furman, 3/7/08
- Fewest free throws allowed** – 0, Appalachian State vs. East Carolina, 2/28/76
- Most assists** – 29, Marshall vs. The Citadel, 2/23/80
- Most steals** – 17, Marshall vs. Davidson, 3/1/85; Chattanooga vs. VMI, 3/6/92
- Most blocked shots** – 11, ETSU vs. Mercer, 3/4/17

### Tournament

- Most points** – 323, Western Carolina, 2012
- Most field goals** – 116, West Virginia, 1960
- Most field-goal attempts** – 247, Mercer, 2021
- Most 3-point field goals** – 42, Wofford, 2020
- Most 3-point field-goal attempts** – 98, Wofford, 2020
- Most free throws** – 92, Davidson, 1969
- Most free-throw attempts** – 120, West Virginia, 1962
- Most rebounds** – 168, College of Charleston, 2009
- Fewest points allowed (min. 3 games)** – 150, Davidson, 2008
- Fewest field goals allowed (min. 3 games)** – 51, Davidson, 2008
- Fewest free throws allowed (min. 3 games)** – 16, VMI, 1976
- Most assists** – 64, ETSU, 1991; Appalachian State, 1995
- Most steals** – 32, Marshall, 1984
- Most blocked shots** – 26, ETSU, 2017



Marshall's Skip Henderson scored a tournament-record 55 points against The Citadel in 1988.



## Consensus All-Americans

### Davidson (4)

1963-64 – Fred Hetzel (2nd); 1964-65 – Fred Hetzel (1st); 1965-66 – Dick Snyder (2nd); 1968-69 – Mike Maloy (2nd); 2008-09 – Stephen Curry (1st)

### Duke (2)

1946-47 – Ed Koffensberger (2nd); 1950-51 – Dick Groat (2nd); 1951-52 – Dick Groat (1st)

### Furman (2)

1952-53 – Frank Selvy (2nd); 1953-54 – Frank Selvy (1st); 1954-55 – Darrell Floyd (2nd); 1955-56 – Darrell Floyd (2nd)

### ETSU (1)

1990-91 – Keith Jennings (2nd)

### Kentucky (1)

1931-32 – Forest Sale (1st); 1932-33 – Forest Sale (1st)

### Maryland (1)

1931-32 – Louis Berger (1st)

### North Carolina (2)

1939-40 – George Glamack (1st); 1940-41 – George Glamack (1st); 1945-46 – John Dillon (2nd)

### North Carolina State (2)

1947-48 – Dick Dickey (2nd); 1950-51 – Sam Ranzino (1st)

### West Virginia (3)

1951-52 – Mark Workman (2nd); 1955-56 – Rod Hundley (2nd); 1956-57 – Rod Hundley (1st); 1958-59 – Jerry West (1st); 1959-60 – Jerry West (1st); 1961-62 – Rod Thorn (2nd)

## Associated Press All-Americans (since 1948-49 season)

### College of Charleston (1)

2010-11 – Andrew Goudelock (HM)

### Davidson (7)


1963-64 – Fred Hetzel (2nd); 1964-65 – Fred Hetzel (1st); 1965-66 – Dick Snyder (2nd); 1968-69 – Mike Maloy (2nd); 1969-70 – Mike Maloy (3rd); 2004-05 – Brendan Winters (HM); 2007-08 – Stephen Curry (2nd); 2008-09 – Stephen Curry (1st); 2011-12 – De'Mon Brooks (HM); 2012-13 – Jake Cohen (HM); 2013-14 – De'Mon Brooks (HM)

### Duke (1)

1950-51 – Dick Groat (2nd); 1951-52 – Dick Groat (1st)

### ETSU (2)

1990-91 – Keith Jennings (3rd); 2017-18 – Desonta Bradford (HM)



Davidson's Mike Maloy was an All-American in 1968-69 and 1969-70.

### Georgia Southern (1)

2005-06 – Elton Nesbitt (HM)

### Furman (5)

1952-53 – Frank Selvy (2nd); 1953-54 – Frank Selvy (1st); 1954-55 – Darrell Floyd (1st); 1955-56 – Darrell Floyd (1st); 1974-75 – Clyde Mayes (3rd); 2015-16 – Stephen Croone (HM); 2016-17 – Devin Sibley (HM)

### UNCG (1)

2006-07 – Kyle Hines (HM)

### North Carolina State (3)

1947-48 – Dick Dickey (3rd); 1949-50 – Dick Dickey (2nd), Sam Ranzino (2nd); 1950-51 – Sam Ranzino (1st); 1952-53 – Bobby Speight (3rd)

### Richmond (1)

1974-75 – Bob McCurdy (3rd)

### West Virginia (4)

1950-51 – Mark Workman (3rd); 1951-52 – Mark Workman (1st); 1955-56 – Rod Hundley (2nd); 1956-57 – Rod Hundley (1st); 1957-58 – Lloyd Sharrar (2nd), Jerry West (3rd); 1958-59 – Jerry West (1st); 1959-60 – Jerry West (1st); 1961-62 – Rod Thorn (2nd); 1962-63 – Rod Thorn (2nd)

### Wofford (2)

2014-15 – Karl Cochran (HM); 2017-18 – Fletcher Magee (HM); 2018-19 – Fletcher Magee (HM)

## USBWA All-Americans (since 1956-57 season)

### Davidson (3)

1964-65 – Fred Hetzel; 1965-66 – Dick Snyder; 1968-69 – Mike Maloy

### ETSU (1)

1990-91 – Keith Jennings

### West Virginia (2)

1956-57 – Rod Hundley; 1958-59 – Jerry West; 1959-60 – Jerry West; 1962-63 – Rod Thorn

## UPI All-Americans (1948-49 to 1995-96)

### Davidson (3)

1963-64 – Fred Hetzel (2nd); 1964-65 – Fred Hetzel (1st); 1965-66 – Dick Snyder (2nd); 1968-69 – Mike Maloy (2nd); 1969-70 – Mike Maloy (3rd)

### Duke (1)

1950-51 – Dick Groat (2nd); 1951-52 – Dick Groat (1st)

### ETSU (1)

1990-91 – Keith Jennings (3rd)

### Furman (2)

1952-53 – Frank Selvy (2nd); 1953-54 – Frank Selvy (1st); 1954-55 – Darrell Floyd (2nd); 1955-56 – Darrell Floyd (1st)

### North Carolina State (2)

1949-50 – Dick Dickey (3rd); 1950-51 – Sam Ranzino (1st)

### West Virginia (5)

1951-52 – Mark Workman (1st); 1955-56 – Rod Hundley (2nd); 1956-57 – Rod Hundley (1st); 1957-58 – Lloyd Sharrar (3rd), Jerry West (3rd); 1958-59 – Jerry West (1st); 1959-60 – Jerry West (1st); 1961-62 – Rod Thorn (2nd); 1962-63 – Rod Thorn (2nd)

## Wooden All-Americans (since 1976-77 season)

### Davidson (1)

2007-08 – Stephen Curry (2nd)

## Academic All-Americans

### College of Charleston (1)

1999-00 – Jody Lumpkin (1st); 2000-01 – Jody Lumpkin (1st)

### Davidson (5)

1965-66 – Dick Snyder (3rd); 1970 – Duncan



Furman forward Clyde Mayes earned third-team Associated Press All-America honors in 1974-75.

Postma (3rd); 1980-81 – Cliff Tribus (3rd); 1986-87 – Derek Rucker (2nd); 1987-88 – Derek Rucker (1st); 2011-12 – JP Kuhlman (3rd)

### Elon (1)

2006-07 – Chris Chalko (3rd)

### Furman (1)

1992-93 – Derek Waugh (3rd)

### Mercer (1)

2019-20 – Djordje Dimitrijevic (2nd)

### UNCG (1)

1999-00 – Nathan Jameson (3rd); 2000-01 – Nathan Jameson (1st)

### VMI (2)

1979-80 – Andy Kolesar (1st); 1980-81 – Andy Kolesar (1st); 1995-96 – Bobby Prince (3rd)

### Western Carolina (2)

1979-80 – Greg Dennis (2nd); 1981-82 – Greg Dennis (2nd); 1985-86 – Richard Rogers (3rd)

### West Virginia (1)

1962-63 – Rod Thorn (1st)

### Wofford (1)

2011-12 – Brad Loesing (1st)

## NCAA Postgraduate Scholarship Winners

### Davidson (2)

1968-69 – Wayne Huckel; 1982-83 – Cliff Tribus

### VMI (5)

1968-69 – Johnny Mitchell; 1970-71 – Jan Essenburg; 1976-77 – Will Bynum; 1980-81 – Andy Kolesar; 1986-87 – Gay Elmore

### Western Carolina (2)

1981-82 – Greg Dennis; 1986-87 – Richard Rogers

## Oscar Robertson National Player of the Week

(since 2009-10 season)

### Wofford (1)

March 3, 2019 – Fletcher Magee

## Frances Pomeroy Naismith Award (1968-69 to 2013-14)

### ETSU (1)

1990-91 – Keith Jennings



## College of Charleston (1)

Andrew Goudelock, L.A. Lakers (2011-13)

## Davidson (5)

Fred Hetzel, San Francisco (1966-68), Milwaukee (1969), Chicago (1969), Philadelphia (1970), Los Angeles (1971)  
 Rodney Knowles, Phoenix (1969)  
 Dick Snyder, St. Louis (1967-68), Phoenix (1969-70), Seattle (1970-74, '79), Cleveland (1975-78)  
 Brandon Williams, Golden State (1998), San Antonio (1999), Atlanta (2003)  
 Stephen Curry, Golden State (2009-present)

## Duke (2)

Robert Gantt, Washington (1947)  
 Dick Groat, (Fort Wayne 1953)

## ETSU (1)

Keith Jennings, Golden State (1992-95), Denver (1996-97)

## Furman (2)

Clyde Mayes, Milwaukee (1976), Indiana (1977), Buffalo (1977)  
 Frank Selvy, Baltimore (1955), Milwaukee (1955), St. Louis (1956, '58), Minneapolis (1958, '60), New York (1959), Syracuse (1960), Los Angeles (1961-64)

## George Washington (4)

Walter Devlin, Fort Wayne (1956-57), Minneapolis (1958)  
 Gene Guarilia, Boston (1960-63)  
 Joe Holup, Syracuse (1957-58), Detroit (1958-59)  
 Matthew Zunic, Washington (1949)

## Maryland (1)

Gene Shue, Philadelphia (1955), New York (1955-56, '63), Fort Wayne (1957), Detroit (1958-62), Baltimore (1964)

## North Carolina (6)

Hooks Dillon, Washington (1950)  
 George Glamack, Indianapolis (1950)  
 Harry Miller, Toronto (1947)  
 William Miller, Chicago (1949), St. Louis (1949)

\*Bones McKinney, Washington (1947-51), Boston (1951-52)

\*also played at North Carolina State  
 Fred Nagy, Indianapolis (1949)

## North Carolina State (6)

Eddie Bartels, Denver (1950), New York (1950), Washington (1951)  
 Dick Dickey, Boston (1952)  
 Bob Hahn, Chicago (1950)  
 Leo Katkavek, Washington (1949-50), Baltimore (1950)  
 Sam Ranzino, Rochester (1952)

## South Carolina (1)

Jim Slaughter, Baltimore (1952)

## Chattanooga (4)

Johnny Taylor, Orlando (1998), Denver (1999)  
 Russ Schoene, Philadelphia (1983), Indiana (1983), Seattle (1987-89)  
 Willie White, Denver (1985-86)  
 Gerald Wilkins, New York (1986-92), Cleveland (1993-94); Vancouver (1996); Orlando (1997-98)

## VMI (1)

Ron Carter, Los Angeles (1979), Indiana (1980)

## Virginia Tech (1)

John Wetzel, Los Angeles (1968), Phoenix (1971-72, '76), Atlanta (1973-75)

## Wake Forest (1)

Dickie Hemric, Boston (1956-57)

## West Virginia (5)


Rod Hundley, Minneapolis (1958-60), Los Angeles (1961-63)  
 Robert Smith, Minneapolis (1960), Los Angeles (1962)  
 Rod Thorn, Baltimore (1964), Detroit (1965-66), St. Louis (1966-67), Seattle (1968-71)  
 Jerry West, Los Angeles (1961-74)  
 Ron Williams, San Francisco (1969-71), Golden State (1972-73), Milwaukee (1974-75), Los Angeles (1976)

## Western Carolina (3)

Bubba Wilson, Golden State (1980)  
 Frankie King, Los Angeles Lakers (1995-96), Philadelphia (1996-97)  
 Kevin Martin, Sacramento (2004-10), Houston (2010-12), Oklahoma City (2012-13), Minnesota (2013-16), San Antonio (2016)

## William & Mary (2)

Andrew Duncan, Rochester (1949-50), Boston (1951)  
 Ben Goldfaden, Washington (1947)



*Credit: NBA/Warriors*

**Davidson's Stephen Curry is a two-time NBA MVP and helped the Golden State Warriors to league titles in 2015, 2017 and 2018. Curry, who became the first unanimous MVP in league history in 2015-16, led the NBA in 3-pointers each season from 2012-13 to 2016-17, hitting a record 402 in 2015-16.**

#SoConHoops



**West Virginia's Jerry West played for the Los Angeles Lakers from 1961-74. His silhouette was the model for the universally recognized NBA logo.**



**Former Western Carolina standout Kevin Martin averaged 17.4 points per game over his 12-year NBA career.**



# SOCON NBA DRAFT PICKS



Year	Rd.	Player	School	Team	Year	Rd.	Player	School	Team
1977	8	Tony Searcy	Appalachian State	Golden State	1953		Bob Speight	North Carolina State	Baltimore
1979	4	Darryl Robinson	Appalachian State	Portland	1953		Bob Goss	North Carolina State	Rochester
1979	8	Renaldo Lawrence	Appalachian State	San Diego	1954	4	Mel Thompson	North Carolina State	Fort Wayne
1984	8	Dale Roberts	Appalachian State	Detroit					
1962	5	Gary Daniels	The Citadel	Boston	1967	13	John Moates	Richmond	Cincinnati
1979	4	Rick Swing	The Citadel	Cleveland	1974	6	Aron Stewart	Richmond	Cleveland
					1975	8	Bob McCurdy	Richmond	Milwaukee
1952		John Snee	Clemson	Milwaukee	1982	2	Russ Schoene	Chattanooga	Philadelphia
2011	2	Andrew Goudelock	College of Charleston	Los Angeles Lakers	1982	9	Nick Morken	Chattanooga	Golden State
1965	1	Fred Hetzel	Davidson	San Francisco	1984	2	Willie White	Chattanooga	Denver
1965	5	Don Davidson	Davidson	Boston	1985	2	Gerald Wilkins	Chattanooga	New York Knicks
1966	2	Dick Snyder	Davidson	St. Louis	1997	1	Johnny Taylor	Chattanooga	Orlando
1968	6	Rodney Knowles	Davidson	Phoenix					
1968	14	Tom Youngdale	Davidson	Phoenix	1961	2	Chris Smith	Virginia Tech	Syracuse
1968	16	Wayne Huckel	Davidson	Phoenix	1966	4	Charles Schmaus	VMI	St. Louis
1970	2	Doug Cook	Davidson	Cincinnati	1978	2	Ron Carter	VMI	Los Angeles Lakers
1970	6	Jerry Kroll	Davidson	Los Angeles Lakers	1987	6	Gay Elmore	VMI	Milwaukee
1970	10	Mike Maloy	Davidson	Boston	1955	2	Dick Hemric	Wake Forest	Boston
1972	5	Bryan Adrian	Davidson	Boston	1952		Jay Handlan	Washington & Lee	Indianapolis
1979	3	John Gerdy	Davidson	New Jersey	1957	5	Lee Marshall	Washington & Lee	New York Knicks
1981	8	Todd Haynes	Davidson	San Diego	1958	4	Don Flora	Washington & Lee	Boston
1983	8	Cliff Tribus	Davidson	Denver					
2009	1	Stephen Curry	Davidson	Golden State	1952	1	Mark Workman	West Virginia	Milwaukee
1947		Ed Koffenberger	Duke	Philadelphia	1953		Jim Scottie	West Virginia	Rochester
1952	1	Dick Groat	Duke	Fort Wayne	1957	1	Rod Hundley	West Virginia	Cincinnati
1954	3	Rudy D'Emilio	Duke	Philadelphia	1959	3	Bob Smith	West Virginia	Minneapolis
1954	7	Bernie Janicki	Duke	Fort Wayne	1960	1	Jerry West	West Virginia	Minneapolis
1968	10	Charles Alford	East Carolina	Los Angeles Lakers	1961	6	Lee Patrone	West Virginia	Detroit
1979	8	Delbert Watson	ETSU	Houston	1963	1	Rod Thorn	West Virginia	Baltimore
1983	3	Winfred King	ETSU	Boston	1963	6	Jim McCormack	West Virginia	Cincinnati
1983	5	Troy Lee Mikel	ETSU	New York Knicks	1967	6	Bob Benfield	West Virginia	New York Knicks
1986	4	Wes Stallings	ETSU	Philadelphia	1968	7	Dave Reasor	West Virginia	San Francisco
1953	3	Neil Gordon	Furman	New York	1977	5	Bubba Wilson	Western Carolina	Golden State
1954	1	Frank Selvy	Furman	Baltimore	1983	10	Ronnie Carr	Western Carolina	Atlanta
1956		Darrell Floyd	Furman	St. Louis	1995	2	Frankie King	Western Carolina	Los Angeles Lakers
1963	2	Jerry Smith	Furman	Detroit	2004	1	Kevin Martin	Western Carolina	Sacramento
1963	10	Gerald Glur	Furman	New York Knicks	1947		Andy Duncan	William & Mary	New York
1970	12	John Brunson	Furman	Seattle	1950	4	Chet Giermak	William & Mary	Rochester
1970	15	Liscio Thomas	Furman	Chicago	1953		Bill Chambers	William & Mary	Minneapolis
1973	5	Ray Simpson	Furman	Chicago	1955	6	John Mahoney	William & Mary	Boston
1973	10	Russ Hunt	Furman	Chicago	1959	5	Don Lange	William & Mary	Boston
1975	2	Clyde Mayes	Furman	Milwaukee	1961	2	Jeff Cohen	William & Mary	Chicago
1975	4	Fessor Leonard	Furman	Washington					
1979	4	Al Daniel	Furman	San Antonio					
1980	3	Jonathan Moore	Furman	Detroit					
1982	6	Mel Daniel	Furman	New Jersey					
1984	3	George Singleton	Furman	Los Angeles Lakers					
1947		Mat Zunic	George Washington	Washington					
1949	4	Maynard Haitcock	George Washington	Washington					
1953	5	Joe Holup	George Washington	Boston					
1954	11	Elliott Karver	George Washington	Baltimore					
1954	13	John Holup	George Washington	Philadelphia					
1955	2	Corky Devlin	George Washington	Philadelphia					
1956	1	Joe Holup	George Washington	Syracuse					
1959	2	Gene Gaurilia	George Washington	Boston					
1959	5	Bill Telasky	George Washington	Philadelphia					
1959	6	Bucky McDonald	George Washington	New York Knicks					
1984	6	LaVerne Evans	Marshall	Dallas					
1948		William Brown	Maryland	Philadelphia					
1954	1	Gene Shue	Maryland	Philadelphia					
1948		Norm Kohler	North Carolina	Indianapolis					
1948		John Dillon	North Carolina	Chicago					
1948		Bob Paxton	North Carolina	Indianapolis					
1948		Leo Katkaveck	North Carolina State	Washington					
1950	3	Dick Dickey	North Carolina State	Baltimore					
1950	6	Warren Cartier	North Carolina State	Washington					
1951	4	Paul Horvath	North Carolina State	Syracuse					
1951	8	Hugo Kappler	North Carolina State	Boston					
1952		Lee Terrill	North Carolina State	Fort Wayne					



*Chattanooga's Gerald Wilkins was drafted by the New York Knicks in the second round of the 1985 NBA Draft. Wilkins enjoyed a 14-year NBA career while playing with the Knicks, Cleveland Cavaliers, Vancouver Grizzlies and Orlando Magic.*

## The Citadel

(SoCon member 1936-present)

### CollegInsider.com Tournament (0-1)

3/19/09 at Old Dominion L 59-67 First Round

## ETSU

(SoCon member 1978-2005, 2014-present)

### NCAA Men's Basketball Championship (3-10)

3/9/68	Florida State	W	79-69	Midwest Regional
3/15/68	Ohio State	W	79-72	Midwest Regional
3/16/68	Marquette	L	57-69	Midwest Regional
3/16/89	No. 1 Oklahoma	L	71-72	Southeast Regional
3/15/90	No. 13 Georgia Tech	L	83-99	Southeast Regional
3/14/91	No. 7 Iowa	L	73-76	Midwest Regional
3/20/92	No. 3 Arizona	W	87-80	Southeast Regional
3/22/92	No. 6 Michigan	L	90-102	Southeast Regional
3/21/03	No. 2 Wake Forest	L	73-76	East Regional
3/19/04	No. 4 Cincinnati	L	77-80	Atlanta Regional
3/20/09	No. 1 Pittsburgh	L	62-72	East Regional
3/18/10	No. 1 Kentucky	L	71-100	East Regional
3/16/17	No. 4 Florida	L	65-80	East Regional

### NIT (0-2)

3/15/83 Vanderbilt L 74-79 First Round  
3/14/07 Clemson L 57-64 First Round

### CollegInsider.com Tournament (3-2)

3/15/11 Furman W 76-63 First Round  
3/22/11 Ohio W 82-73 Quarterfinals  
3/26/11 Iona L 80-83 Semifinals  
3/18/14 Chattanooga W 79-66 First Round  
3/21/14 Towson L 77-83 Second Round

### Vegas 16 (1-1)

3/28/16 Louisiana Tech W 88-83 Quarterfinals  
3/29/16 Oakland L 81-104 Semifinals



James Dickey notched a double-double for UNCG in the Spartans' 68-64 loss to No. 4 seed Gonzaga in the 2018 NCAA Men's Basketball Championship.

## Furman

(SoCon member 1936-present)

### NCAA Men's Basketball Championship (1-7)

3/13/71	Fordham	L	74-105	East Regional
3/10/73	Syracuse	L	82-83	East Regional
3/9/74	South Carolina	W	75-67	East Regional
3/14/74	Pittsburgh	L	78-81	East Regional
3/16/74	Providence	L	83-95	East Regional
3/15/75	Boston College	L	76-82	East Regional
3/12/78	Indiana	L	62-63	East Regional
3/6/80	No. 7 Tennessee	L	69-80	East Regional

### NIT (0-2)

3/15/91 West Virginia L 67-86 First Round  
3/20/19 Wichita State L 70-76 First Round

### CollegInsider.com Tournament (3-3)

3/15/11 at ETSU L 63-76 First Round  
3/15/16 Louisiana-Monroe W 58-57 First Round  
3/19/16 Louisiana L 72-80 Second Round  
3/16/17 at USC Upstate W 79-57 First Round  
3/25/17 at Campbell W 79-64 Quarterfinal  
3/29/17 at Saint Peter's L 51-77 Semifinal

## Mercer

(SoCon member 2014-present)

### NCAA Men's Basketball Championship (1-3)

3/12/81 No. 5 Arkansas L 67-73 Midwest Regional  
3/15/85 No. 2 Georgia Tech L 58-65 East Regional  
3/21/14 No. 3 Duke W 78-71 Midwest Regional  
3/23/14 No. 11 Tennessee L 63-83 Midwest Regional

### NIT (1-1)

3/20/13 at Tennessee W 75-67 First Round  
3/25/13 at BYU L 71-90 Second Round

### CollegInsider.com Tournament (5-1)

3/13/12 Tennessee State W 68-60 First Round  
3/17/12 Georgia State W 64-59 Second Round  
3/21/12 at Old Dominion W 79-73 Quarterfinals  
3/24/12 at Fairfield W 64-59 Semifinals  
3/28/12 at Utah State W 70-67 Final  
3/15/16 at Coastal Carolina L 57-65 First Round

### College Basketball Invitational (2-2)

3/18/15 Stony Brook W 72-70 First Round  
3/23/15 Louisiana-Monroe L 69-71 Quarterfinals  
3/14/18 at Grand Canyon W 78-73 First Round  
3/19/18 at North Texas L 67-96 Second Round

## UNCG

(SoCon member 1997-present)

### NCAA Men's Basketball Championship (0-4)

3/15/96 No. 2 Cincinnati L 61-66 Southeast Regional  
3/15/01 No. 1 Stanford L 60-89 West Regional  
3/15/18 No. 4 Gonzaga L 64-68 West Regional  
3/20/21 No. 4 Florida State L 64-54 East Regional

### NIT (1-3)

3/14/02 Memphis L 62-82 First Round  
3/15/17 at Syracuse L 77-90 First Round  
3/19/19 Campbell W 84-69 First Round  
3/23/19 Lipscomb L 69-86 Second Round

### College Basketball Invitational (1-1)

3/16/16 Houston Baptist W 69-65 First Round  
3/21/16 at Ohio L 67-72 Second Round

## Samford

(SoCon member 2008-present)

### NCAA Men's Basketball Championship (0-2)

3/21/99 No. 3 St. John's L 43-69 South Regional  
3/16/00 No. 4 Syracuse L 65-79 South Regional

#SoConHoops



# POSTSEASON HISTORY BY SCHOOL



Wes Moore and Chattanooga won two games in the 1997 NCAA tournament, taking down No. 3 seed Georgia and No. 6 seed Illinois.

CollegInsider.com Tournament (1-1)				
3/14/17	Canisius	W	78-74	First Round
3/20/17	at Liberty	L	58-66	Second Round

## Chattanooga

(SoCon member 1976-present)

### NCAA Men's Basketball Championship (3-11)

3/12/81	No. 6 Maryland	L	69-81	Midwest Regional
3/12/82	No. 7 NC State	W	58-51	Midwest Regional
3/14/82	No. 2 Minnesota	L	61-62	Midwest Regional
3/17/83	No. 8 Maryland	L	51-52	Midwest Regional
3/17/88	No. 1 Oklahoma	L	66-94	Southeast Regional
3/19/93	No. 5 Wake Forest	L	58-81	Southeast Regional
3/17/94	No. 4 Kansas	L	73-102	Southeast Regional
3/16/95	No. 2 Connecticut	L	71-100	West Regional
3/14/97	No. 3 Georgia	W	73-70	Southeast Regional
3/16/97	No. 6 Illinois	W	63-75	Southeast Regional
3/21/97	No. 10 Providence	L	65-71	Southeast Regional
3/17/05	No. 2 Wake Forest	L	54-70	New Mexico Regional
3/19/09	No. 1 Connecticut	L	47-103	West Regional
3/17/16	No. 5 Indiana	L	74-99	East Regional

### NIT (3-4)

3/14/84	Georgia	W	74-69	First Round
3/19/84	at Tennessee	L	66-68	Second Round
3/15/85	Clemson	W	67-65	First Round
3/20/85	at Lamar	W	85-84	Second Round
3/24/85	at Louisville	L	66-71	Quarterfinals
3/13/86	Georgia	L	81-95	First Round
3/12/87	Cleveland State	L	73-92	First Round

### CollegInsider.com Tournament (0-1)

3/18/14	at ETSU	L	66-79	First Round
---------	---------	---	-------	-------------

## VMI

(SoCon member 1923-2003, 2014-present)

### NCAA Men's Basketball Championship (3-3)

3/9/64	Princeton	L	60-86	East Regional
3/13/76	Tennessee	W	81-75	East Regional

3/18/76	DePaul	W	71-66 (OT)	East Regional
3/20/76	Rutgers	L	75-91	East Regional
3/12/77	Duquesne	W	73-66	East Regional
3/17/77	Kentucky	L	78-93	East Regional

### CollegInsider.com Tournament (3-1)

3/18/14	at Canisius	W	111-100	First Round
3/22/14	IPFW	W	106-95	Second Round
3/26/14	at Ohio	W	92-90	Quarterfinals
4/1/14	Yale	L	62-75	Semifinals

## Western Carolina

(SoCon member 1976-present)

### NCAA Men's Basketball Championship (0-1)

3/14/96	No. 1 Purdue	L	71-73	West Regional
---------	--------------	---	-------	---------------

### CollegInsider.com Tournament (0-1)

3/16/10	at Marshall	L	88-90	First Round
---------	-------------	---	-------	-------------

### College Basketball Invitational (0-1)

3/16/16	at Vermont	L	74-79	First Round
---------	------------	---	-------	-------------

## Wofford

(SoCon member 1997-present)

### NCAA Men's Basketball Championship (1-5)

3/19/10	No. 4 Wisconsin	L	49-53	East Regional
3/17/11	No. 3 BYU	L	66-74	Southeast Regional
3/20/14	No. 2 Michigan	L	40-57	Midwest Regional
3/19/14	No. 5 Arkansas	L	53-56	West Regional
3/21/19	No. 10 Seton Hall	W	84-68	Midwest Regional
3/23/19	No. 2 Kentucky	L	56-62	Midwest Regional

### CollegInsider.com Tournament (0-1)

3/16/18	Central Michigan	L	94-98	Second Round
---------	------------------	---	-------	--------------

### College Basketball Invitational (0-1)

3/14/12	at Pittsburgh	L	63-81	First Round
---------	---------------	---	-------	-------------

The NCAA began using seeds in the 1979 NCAA Championship.



Wofford's Fletcher Magee scored 24 points in an 84-68 win over Seton Hall in 2019, leading the Terriers to their first-ever NCAA tournament victory. Magee also became the NCAA Division I career leader in 3-pointers in the game.



# SOCON IN THE NCAA CHAMPIONSHIP

#SoConHoops

<b>1939</b>	<b>Wake Forest:</b> Eastern Regional (0-1)			
1939	Ohio State	L	52-64	Regional Semifinal
<b>1941</b>	<b>North Carolina:</b> Fourth in Eastern Regional (0-2)			
1941	Pittsburgh	L	20-26	Regional Semifinal
1941	Dartmouth	L	59-60	Regional Third Place
<b>1946</b>	<b>North Carolina:</b> First in Eastern Regional (2-1)			
1946	NYU	W	57-49	Regional Semifinal
1946	Ohio State	W (OT)	60-57	Regional Final
1946	Oklahoma State	L	40-43	Championship Game
<b>1950</b>	<b>North Carolina State:</b> Second in Eastern Regional (2-1)			
1950	Holy Cross	W	87-74	Regional Semifinal
1950	CCNY	L	73-78	Regional Final
1950	Baylor	W	53-41	National Consolation
<b>1951</b>	<b>North Carolina State:</b> Fourth in East Regional (1-2)			
1951	Villanova	W	67-62	Regional First Round
1951	Illinois	L	70-84	Regional Semifinal
1951	St. John's	L	59-71	Regional Final
<b>1952</b>	<b>North Carolina State:</b> Third in East Regional (1-1)			
1952	St. John's	L	49-60	Regional Semifinal
1952	Penn State	W	69-60	Regional Third Place
<b>1953</b>	<b>Wake Forest:</b> Third in East Regional (1-1)			
1953	Holy Cross	L	71-79	Regional Semifinal
1953	Lebanon Valley	W	91-71	Regional Third Place
<b>1954</b>	<b>George Washington:</b> East Regional (0-1)			
1954	North Carolina State	L	73-75	Regional First Round
<b>1955</b>	<b>West Virginia:</b> East Regional (0-1)			
1955	LaSalle	L	61-95	Regional First Round
<b>1956</b>	<b>West Virginia:</b> East Regional (0-1)			
1956	Dartmouth	L (2OT)	59-61	Regional First Round
<b>1957</b>	<b>West Virginia:</b> East Regional (0-1)			
1957	Canisius	L	56-64	Regional First Round
<b>1958</b>	<b>West Virginia:</b> East Regional (0-1)			
1958	Manhattan	L	85-89	Regional First Round
<b>1959</b>	<b>West Virginia:</b> First in East Regional (4-1)			
1959	Dartmouth	W	82-68	Regional First Round
1959	Saint Joseph's	W	95-92	Regional Semifinal
1959	Boston University	W	86-82	Regional Final
1959	Louisville	W	94-79	National Semifinal
1959	California	L	70-71	National Final
<b>1960</b>	<b>West Virginia:</b> Third in East Regional (2-1)			
1960	Navy	W	94-86	Regional First Round
1960	NYU	L (OT)	81-82	Regional Semifinal
1960	Saint Joseph's	W	106-100	Regional Third Place
<b>1961</b>	<b>George Washington:</b> East Regional (0-1)			
1961	Princeton	L	67-84	Regional First Round
<b>1962</b>	<b>West Virginia:</b> East Regional (0-1)			
1962	Villanova	L	75-90	Regional First Round
<b>1963</b>	<b>West Virginia:</b> Third in East Regional (2-1)			
1963	Connecticut	W	77-71	Regional First Round
1963	Saint Joseph's	L	88-97	Regional Semifinal
1963	NYU	W	83-73	Regional Third Place
<b>1964</b>	<b>VMI:</b> East Regional (0-1)			
1964	Princeton	L	60-86	Regional First Round
<b>1965</b>	<b>West Virginia:</b> East Regional (0-1)			
1965	Providence	L	67-91	Regional First Round
<b>1966</b>	<b>Davidson:</b> Fourth in East Regional (1-2)			
1966	Rhode Island	W	95-65	Regional First Round
1966	Syracuse	L	78-94	Regional Semifinal
1966	Saint Joseph's	L	76-92	Regional Third Place
<b>1967</b>	<b>West Virginia:</b> East Regional (0-1)			
1967	Princeton	L	57-68	Regional First Round
<b>1968</b>	<b>Davidson:</b> Second in East Regional (2-1)			
1968	St. John's	W	79-70	Regional First Round
1968	Columbia	W (OT)	61-59	Regional Semifinal
1968	North Carolina	L	66-70	Regional Final

Breakdown by school				
Current members	Years	Won	Lost	Pct
ETSU	7	1	7	.125
Furman	6	1	7	.125
Chattanooga	11	3	11	.214
UNCG	3	0	3	.000
VMI	3	3	3	.500
Western Carolina	1	0	1	.000
Wofford	5	1	5	.167
<b>Totals</b>	<b>36</b>	<b>9</b>	<b>37</b>	<b>.196</b>
Former members	Years	Won	Lost	Pct
Appalachian State	2	0	2	.000
College of Charleston	1	0	1	.000
Davidson	12	8	13	.381
East Carolina	1	0	1	.000
George Washington	2	0	2	.000
Marshall	3	0	3	.000
North Carolina	2	2	3	.400
North Carolina State	3	4	4	.500
Wake Forest	2	1	2	.333
West Virginia	10	8	10	.444
<b>Totals</b>	<b>38</b>	<b>23</b>	<b>41</b>	<b>.359</b>
<b>Combined</b>	<b>74</b>	<b>32</b>	<b>78</b>	<b>.291</b>

<b>1969</b>	<b>Davidson:</b> Second in East Regional (2-1)			
1969	Villanova	W	75-61	Regional First Round
1969	St. John's	W	79-68	Regional Semifinal
1969	North Carolina	L	85-87	Regional Final
<b>1970</b>	<b>Davidson:</b> East Regional (0-1)			
1970	St. Bonaventure	L	72-85	Regional First Round
<b>1971</b>	<b>Furman:</b> East Regional (0-1)			
1971	Fordham	L	74-105	Regional First Round
<b>1972</b>	<b>East Carolina:</b> East Regional (0-1)			
3/11/72	Villanova	L	70-85	Regional First Round
<b>1973</b>	<b>Furman:</b> East Regional (0-1)			
3/10/73	Syracuse	L	82-83	Regional First Round
<b>1974</b>	<b>Furman:</b> Fourth in East Regional (1-2)			
3/9/74	South Carolina	W	75-67	Regional First Round
3/14/74	Pittsburgh	L	78-81	Regional Semifinal
3/16/74	Providence	L	83-95	Regional Third Place
<b>1975</b>	<b>Furman:</b> East Regional (0-1)			
3/15/75	Boston College	L	76-82	Regional First Round
<b>1976</b>	<b>VMI:</b> Second in East Regional (2-1)			
3/13/76	Tennessee	W	81-75	Regional First Round
3/18/76	DePaul	W (OT)	71-66	Regional Semifinal
3/20/76	Rutgers	L	75-91	Regional Final
<b>1977</b>	<b>VMI:</b> East Regional (1-1)			
3/12/77	Duquesne	W	73-66	Regional First Round
3/17/77	Kentucky	L	78-93	Regional Semifinal
<b>1978</b>	<b>Furman:</b> East Regional (0-1)			
3/12/78	Indiana	L	62-63	Regional First Round
<b>1979</b>	<b>Appalachian State:</b> No. 6 Mideast Regional (0-1)			
3/10/79	No. 3 LSU	L	57-71	Regional Second Round
<b>1980</b>	<b>Furman:</b> No. 10 East Regional (0-1)			
3/6/80	No. 7 Tennessee	L	69-80	Regional First Round
<b>1981</b>	<b>Chattanooga:</b> No. 11 Mideast Regional (0-1)			
3/12/81	No. 6 Maryland	L	69-81	Regional First Round
<b>1982</b>	<b>Chattanooga:</b> No. 10 Mideast Regional (1-1)			
3/12/82	No. 7 N.C. State	W	58-51	Regional First Round
3/14/82	No. 2 Minnesota	L	61-62	Regional Second Round
<b>1983</b>	<b>Chattanooga:</b> No. 9 Mideast Regional (0-1)			
3/17/82	No. 8 Maryland	L	51-52	Regional First Round
<b>1984</b>	<b>Marshall:</b> No. 10 Midwest Regional (0-1)			
3/16/84	No. 7 Villanova	L	72-84	Regional First Round



# SOCON IN THE NCAA CHAMPIONSHIP



<b>1985</b> 3/15/85	<b>Marshall:</b> No. 15 West Regional (0-1) No. 2 VCU L 65-81	Regional First Round
<b>1986</b> 3/14/85	<b>Davidson:</b> No. 16 Southeast Regional (0-1) No. 1 Kentucky L 55-75	Regional First Round
<b>1987</b> 3/12/87	<b>Marshall:</b> No. 13 East Regional (0-1) No. 4 TCU L 60-76	Regional First Round
<b>1988</b> 3/17/88	<b>Chattanooga:</b> No. 16 Southeast Regional (0-1) No. 1 Oklahoma L 66-94	Regional First Round
<b>1989</b> 3/16/89	<b>ETSU:</b> No. 16 Southeast Regional (0-1) No. 1 Oklahoma L 71-72	Regional First Round
<b>1990</b> 3/15/90	<b>ETSU:</b> No. 13 Southeast Regional (0-1) No. 13 Georgia Tech L 83-99	Regional First Round
<b>1991</b> 3/14/91	<b>ETSU:</b> No. 10 Midwest Regional (0-1) No. 7 Iowa L 73-76	Regional First Round
<b>1992</b> 3/20/92 3/22/92	<b>ETSU:</b> No. 14 Southeast Regional (1-1) No. 3 Arizona W 87-80 No. 6 Michigan L 90-102	Regional First Round Regional Second Round
<b>1993</b> 3/19/93	<b>Chattanooga:</b> No. 12 Southeast Regional (0-1) No. 5 Wake Forest L 58-81	Regional First Round
<b>1994</b> 3/17	<b>Chattanooga:</b> No. 13 Southeast Regional (0-1) No. 4 Kansas L 73-102	Regional First Round
<b>1995</b> 3/16/95	<b>Chattanooga:</b> No. 15 West Regional (0-1) No. 2 Connecticut L 71-100	Regional First Round
<b>1996</b> 3/14/96	<b>Western Carolina:</b> No. 16 West Regional (0-1) No. 1 Purdue L 71-73	Regional First Round
<b>1997</b> 3/14/97 3/16/97 3/21/97	<b>Chattanooga:</b> No. 14 Southeast Regional (2-1) No. 3 Georgia W 73-70 No. 6 Illinois W 63-75 No. 10 Providence L 65-71	Regional First Round Regional Second Round Regional Semifinal
<b>1998</b> 3/13/98	<b>Davidson:</b> No. 14 South Regional (0-1) No. 3 Michigan L 61-80	Regional First Round
<b>1999</b> 3/12/99	<b>College of Charleston:</b> No. 8 East Regional (0-1) No. 9 Tulsa L 53-62	Regional First Round
<b>2000</b> 3/18/00	<b>Appalachian State:</b> No. 14 South Regional (0-1) No. 3 Ohio State L 61-87	Regional First Round
<b>2001</b> 3/15/01	<b>UNCG:</b> No. 16 West Regional (0-1) No. 1 Stanford L 60-89	Regional First Round
<b>2002</b> 3/14/02	<b>Davidson:</b> No. 13 West Regional (0-1) No. 4 Ohio State L 64-69	Regional First Round
<b>2003</b> 3/21/03	<b>ETSU:</b> No. 15 East Regional (0-1) No. 2 Wake Forest L 73-76	Regional First Round
<b>2004</b> 3/19/04	<b>ETSU:</b> No. 13 Atlanta Regional (0-1) No. 4 Cincinnati L 77-80	Regional First Round
<b>2005</b> 3/17/05	<b>Chattanooga:</b> No. 15 New Mexico Regional (0-1) No. 2 Wake Forest L 54-70	Regional First Round
<b>2006</b> 3/17/06	<b>Davidson:</b> No. 15 Dayton Regional (0-1) No. 2 Ohio State L 62-70	Regional First Round
<b>2007</b> 3/15/07	<b>Davidson:</b> No. 13 Buffalo Regional (0-1) No. 4 Maryland L 70-82	Regional First Round
<b>2008</b> 3/21/08 3/23/08 3/28/08 3/30/08	<b>Davidson:</b> No. 10 Midwest Regional (3-1) No. 7 Gonzaga W 82-76 No. 2 Georgetown W 74-70 No. 3 Wisconsin W 73-56 No. 1 Kansas L 57-59	Regional First Round Regional Second Round Regional Semifinal Regional Final
<b>2009</b> 3/19/09	<b>Chattanooga:</b> No. 16 West Regional (0-1) No. 1 Connecticut L 47-103	Regional First Round
<b>2010</b> 3/19/09	<b>Wofford:</b> No. 13 East Regional (0-1) No. 4 Wisconsin L 49-53	Regional First Round
<b>2011</b> 3/17/11	<b>Wofford:</b> No. 14 Southeast Regional (0-1) No. 3 BYU L 66-74	Regional First Round



*This acrobatic shot by Jason Richards, along with 25 second-half points from Stephen Curry, sent Davidson past No. 2 seed Georgetown and into the Sweet Sixteen in 2008. The Wildcats would make it within two points of the Final Four, falling to eventual national champion Kansas, 59-57, in the Regional Final.*

<b>2012</b> 3/15/12	<b>Davidson:</b> No. 14 West Regional (0-1) No. 3 Louisville L 62-69	Regional First Round
<b>2013</b> 3/21/13	<b>Davidson:</b> No. 14 East Regional (0-1) No. 3 Marquette L 58-59	Regional First Round
<b>2014</b> 3/20/14	<b>Wofford:</b> No. 15 Midwest Regional (0-1) No. 2 Michigan L 40-57	Regional First Round
<b>2015</b> 3/19/15	<b>Wofford:</b> No. 12 West Regional (0-1) No. 5 Arkansas L 53-56	Regional First Round
<b>2016</b> 3/17/16	<b>Chattanooga:</b> No. 12 East Regional (0-1) No. 5 Indiana L 74-99	Regional First Round
<b>2017</b> 3/16/17	<b>ETSU:</b> No. 13 East Regional (0-1) No. 4 Florida L 65-80	Regional First Round
<b>2018</b> 3/15/18	<b>UNCG:</b> No. 13 West Regional (0-1) No. 4 Gonzaga L 64-68	Regional First Round
<b>2019</b> 3/21/19 3/23/18	<b>Wofford:</b> No. 7 Midwest Regional (1-1) No. 10 Seton Hall W 84-68 No. 2 Kentucky L 56-62	Regional First Round Regional Second Round
<b>2020</b>	Not contested due to COVID-19	
<b>2021</b> 3/20/21	<b>UNCG:</b> No. 13 East Regional (0-1) No. 4 Florida State L 54-64	Regional First Round

The NCAA began using seeds in the 1979 NCAA Championship.



# OTHER NATIONAL TOURNAMENTS

## Postseason NIT

<b>1947</b>	<b>North Carolina State (2-1, third place)</b>		
	St. John's	W	64-55
	Kentucky	L	42-60
	West Virginia	W	64-52
<b>1948</b>	<b>North Carolina State (0-1)</b>		
	DePaul	L	67-75
<b>1951</b>	<b>North Carolina State (0-1)</b>		
	Seton Hall	L	59-71
<b>1968</b>	<b>West Virginia (0-1)</b>		
	Dayton	L	68-87
<b>1972</b>	<b>Davidson (0-1)</b>		
	Syracuse	L	77-81
<b>1983</b>	<b>ETSU (0-1)</b>		
	Vanderbilt	L	74-79
<b>1984</b>	<b>Chattanooga (1-1)</b>		
	Georgia	W	74-69
	Tennessee	L	66-68
<b>1985</b>	<b>Chattanooga (2-1)</b>		
	Clemson	W	67-65
	Lamar	W	85-84
	Louisville	L	66-71
<b>1986</b>	<b>Chattanooga (0-1)</b>		
	Georgia	L	81-95
<b>1987</b>	<b>Chattanooga (0-1)</b>		
	Cleveland State	L	73-92
<b>1988</b>	<b>Marshall (0-1)</b>		
	VCU	L	80-81
<b>1991</b>	<b>Furman (0-1)</b>		
	West Virginia	L	67-86
<b>1994</b>	<b>Davidson (0-1)</b>		
	West Virginia	L	69-85
<b>1996</b>	<b>Davidson (0-1)</b>		
	South Carolina	L	73-100
<b>2002</b>	<b>UNCG (0-1)</b>		
	Memphis	L	62-82
<b>2003</b>	<b>College of Charleston (1-1)</b>		
	Kent State	W	71-66
	Providence	L	64-69
<b>2005</b>	<b>Davidson (2-1)</b>		
	at VCU	W	77-62
	at Missouri State	W	82-71
	at Maryland	L	63-78
<b>2006</b>	<b>Georgia Southern (0-1)</b>		
	at Charlotte	L	61-77
<b>2007</b>	<b>Appalachian State (0-1)</b>		
	at Mississippi	L	59-73
<b>2009</b>	<b>Davidson (1-1)</b>		
	at South Carolina	W	70-63
	at Saint Mary's	L	68-80
<b>2011</b>	<b>College of Charleston (2-1)</b>		
	Dayton	W	94-84
	at Cleveland State	W	64-56
	at Wichita State	L	75-82

<b>2014</b>	<b>Davidson (0-1)</b>		
	at Missouri	L	77-85
<b>2017</b>	<b>UNCG (0-1)</b>		
	at Syracuse	L	77-90
<b>2019</b>	<b>Furman (0-1)</b>		
	Wichita State	L	70-76
	<b>UNCG (1-1)</b>		
	Campbell	W	84-69
	Lipscomb	L	69-86

## Preseason NIT

<b>1989</b>	<b>Chattanooga (0-1)</b>		
	North Carolina	L	94-111
<b>1991</b>	<b>ETSU (1-1)</b>		
	Brigham Young	W	83-80
	Arizona	L	79-88
<b>1998</b>	<b>College of Charleston (0-1)</b>		
	Georgia	L	64-83
<b>1999</b>	<b>Davidson (0-1)</b>		
	Siena	L	79-88
<b>2002</b>	<b>UNCG (1-2)</b>		
	Wagner	W	84-65
	Kansas	L	66-105
<b>2003</b>	<b>Davidson (0-1)</b>		
	Texas Tech	L	58-89

## College Basketball Invitational

<b>2009</b>	<b>College of Charleston (1-1)</b>		
	Troy	W	93-91
	Richmond	L	72-74
<b>2010</b>	<b>College of Charleston (1-1)</b>		
	at Eastern Kentucky	W	82-79
	at VCU	L	86-93
<b>2011</b>	<b>Davidson (1-1)</b>		
	James Madison	W	85-65
	at Creighton	L	92-102
<b>2012</b>	<b>Wofford (0-1)</b>		
	at Pittsburgh	L	63-81
<b>2013</b>	<b>College of Charleston (0-1)</b>		
	at George Mason	L	77-78
<b>2015</b>	<b>Mercer (1-1)</b>		
	Stony Brook	W	72-70
	Louisiana-Monroe	L	69-71
<b>2016</b>	<b>UNCG (1-1)</b>		
	Houston Baptist	W	69-65
	at Ohio	L	67-72
	<b>Western Carolina (0-1)</b>		
	at Vermont	L	74-79
<b>2018</b>	<b>Mercer (1-1)</b>		
	at Grand Canyon	W	78-73
	at North Texas	L	67-96
<b>CollegInsider.com Tournament</b>			
<b>2009</b>	<b>The Citadel (0-1)</b>		
	at Old Dominion	L	59-67

## NIT breakdown by school

School	App.	Won	Lost	Pct.
Appalachian State	1	0	1	.000
College of Charleston	2	3	2	.600
Chattanooga	4	3	4	.429
Davidson	6	3	6	.333
ETSU	1	0	1	.000
Furman	2	0	2	.000
Georgia Southern	1	0	1	.000
Marshall	1	0	1	.000
UNCG	3	1	3	.250
North Carolina State	3	2	3	.400
West Virginia	1	0	1	.000
<b>Total</b>	<b>25</b>	<b>12</b>	<b>25</b>	<b>.324</b>

<b>2010</b>	<b>Appalachian State (2-1)</b>		
	Harvard	W	93-71
	at Marshall	W	80-72
	Pacific	L	56-64
	<b>Western Carolina (0-1)</b>		
	at Marshall	L	88-90
<b>2011</b>	<b>Furman (0-1)</b>		
	at ETSU	L	63-76
<b>2013</b>	<b>Elon (0-1)</b>		
	at Canisius	L	53-69
<b>2014</b>	<b>Chattanooga (0-1)</b>		
	at ETSU	L	66-79
<b>2016</b>	<b>Furman (1-1)</b>		
	Louisiana-Monroe	W	58-57
	Louisiana	L	72-80
	<b>Mercer (0-1)</b>		
	at Coastal Carolina	L	57-65
<b>2017</b>	<b>Furman (2-1)</b>		
	at USC Upstate	W	79-57
	at Campbell	W	79-64
	at Saint Peter's	L	51-77
	<b>Samford (1-1)</b>		
	Canisius	W	78-74
	at Liberty	L	58-66
<b>2018</b>	<b>Wofford (0-1)</b>		
	Central Michigan	L	94-98
<b>2019</b>	<b>ETSU (0-1)</b>		
	Green Bay	L	94-102
<b>Vegas 16</b>			
<b>2016</b>	<b>ETSU (1-1)</b>		
	vs. Louisiana Tech	W	88-83
	vs. Oakland	L	81-104

#SoConHoops