

2020-21

SOUTHERN CONFERENCE MEN'S BASKETBALL



702 North Pine Street, Spartanburg, SC 29303 • 864-591-5100 • Fax: 864-591-3448

Phil Perry, Assistant Commissioner for Media Relations (MBK contact)

facebook.com/SouthernConference • twitter.com/SoConSports • instagram.com/SouthernConference

2020-21 SOUTHERN CONFERENCE BASKETBALL STANDINGS

	Conference					Overall					
	W-L	Pct.	H	A	ST	W-L	Pct.	H	A	N	ST
UNCG	13-5	0.722	5-3	8-2	W1	21-8	0.724	7-3	10-3	4-2	W4
Wofford	12-5	0.706	6-3	6-2	W3	15-9	0.625	9-3	6-4	0-2	L1
Furman	10-5	0.667	6-1	4-4	L1	16-9	0.640	11-1	5-7	0-1	L2
Chattanooga	9-7	0.563	5-3	4-4	L2	18-8	0.692	9-3	9-4	0-1	L3
ETSU	8-7	0.533	5-3	3-4	L3	13-12	0.520	8-4	3-5	2-3	L1
VMI	7-7	0.500	6-1	1-6	L1	13-12	0.520	11-1	1-10	1-1	L1
Mercer	8-9	0.471	5-4	3-5	L1	18-11	0.621	9-4	6-6	3-1	L1
The Citadel	5-11	0.313	5-3	0-8	L2	13-12	0.520	11-3	1-8	1-1	L1
Western Carolina	4-13	0.235	3-5	1-8	W2	11-16	0.407	6-5	4-9	1-2	L1
Samford	2-9	0.182	2-4	0-5	L5	6-13	0.316	4-5	2-7	0-1	L6

CONFERENCE NEWS AND NOTES

• UNC Greensboro will make its second NCAA tournament appearance in four years when the East Regional's 13th-seeded Spartans face No. 4 seed Florida State on Saturday in the first round at Bankers Life Fieldhouse in Indianapolis, Indiana.

• The Spartans, who rebounded from a 1-3 start to the season to bring a 21-8 overall record into NCAA post-season play, won the Southern Conference regular-season and tournament titles, pulling off the sweep for the second time in four seasons. UNCG has won at least a share of the regular-season title three times in the last five seasons.

• UNCG's regular-season SoCon title was its fifth and its tournament title was its third. The Spartans will be making their fourth NCAA appearance, three of which have come as members of the SoCon.

• UNCG has posted five consecutive 20-win seasons for the first time in school history. The Spartans are 125-42 (.749) since the start of the 2016-17 season, turning in a school-record 29 wins in 2018-19 when they were the first team out of the NCAA field.

• UNCG is led by senior guard Isaiah Miller, who has collected a multitude of postseason awards. Miller was named the SoCon Player of the Year for the second straight season, the SoCon Defensive Player of the Year for the third straight year and the tournament Most Outstanding Player. He earned all-district honors from the USBWA and NABC and is a finalist for the Lefty Driesell Award, which goes to the top defensive player in Division I, the Lute Olson Award, presented to the top DI player, and the Lou Henson Award, which is awarded to the top mid-major player.

• Miller is second in SoCon history with 313 career steals. He trails only SoCon Hall of Famer Keith "Mister" Jennings of ETSU, who had 334 from 1988-91.

• UNCG coach Wes Miller is a finalist for the Hugh Durham Award, given annually to the top DI mid-major coach. Now in his 10th season, Miller is 14th in SoCon history in total wins with 185 to his credit.

• UNCG's 13 seed this year matches its best in school history, first garnered in 2018 when the Spartans fell 68-64 to No. 4 seed Gonzaga. The Spartans held a two-

point lead in the final two minutes of the game but saw the Bulldogs rally for the win. UNCG, then a member of the Big South Conference, was a No. 15 seed in 1996 when it fell to No. 2 seed Cincinnati. In their first NCAA appearance as a SoCon squad, the Spartans were a 16 seed in 2001, falling to No. 1 seed Stanford.

• The Spartans are ranked 11th in the CollegenInsider.com Mid-Major Top 25. Fellow SoCon squads ETSU, Furman, Mercer, Chattanooga and Wofford have also appeared in the poll this season, with Furman topping out at No. 2 in the Nov. 30 and Dec. 7 editions.

• Florida State is 16-6 overall and went 11-4 in Atlantic Coast Conference play to finish second. The Seminoles, ranked No. 14 nationally, reached the title game of the ACC tournament and earned an at-large bid to the NCAA tournament.

• FSU leads the series against UNCG 4-0. The teams first met in 1993 and last met in 2011, when the Seminoles took a 75-60 win.

• The SoCon is 1-1 against the ACC this season, with Mercer downing eventual ACC tournament champion Georgia Tech 83-73 on Nov. 27 and VMI falling to then-No. 16 Virginia Tech 64-57 on Dec. 3.

• No. 7 seed Wofford's 84-68 win over No. 10 seed Seton Hall in the Midwest Regional first round in 2019 was the SoCon's first in the tournament since 2008.

• Since the 1953 realignment of the league, when seven schools left to form the ACC, SoCon squads have reached the regional final (Elite Eight) round of the NCAA tournament five times.

• In 1959, Jerry West's West Virginia team played in the national title game, falling 71-70 to California. Davidson reached the regional final in 1968, 1969 and 2008, famously making that last run with Steph Curry on the roster. VMI reached the regional final in 1976.

• Prior to Davidson's 2008 run, Chattanooga's 1997 squad had the league's deepest run since 1976, reaching the Southeast Regional semifinals.

• The SoCon is 32-77 (.294) in NCAA tournament play all-time.

UPCOMING SCHEDULE (ALL TIMES EASTERN)

Saturday, March 20 (truTV)
(13) UNC Greensboro vs. (4) Florida State, 12:45 p.m.

Monday, March 22 (TBD)
UNCG/Florida State vs. Colorado/Georgetown, TBD

SoCon 100TH ANNIVERSARY

The SoCon is celebrating its 100th anniversary in 2021. The fifth-oldest NCAA Division I college athletic association, the SoCon contested the first-ever collegiate conference basketball tournament in 1921, tackled freshman eligibility in 1922, became the first conference to adopt the 3-point field goal in basketball in 1980 and developed women's championships in 1984. The league celebrated its Founders' Day on Feb. 25.

SoCon CHAMPIONSHIP RECAP

ASHEVILLE, N.C. – Great players make crucial plays at the most important times, and that's why UNC Greensboro cut down the nets at the 2021 Ingles Southern Conference Men's Basketball Championship presented by General Shale Brick at Harrah's Cherokee Center Asheville.

Isaiah Miller led his team in points, rebounds and assists and took over during crunch time to lift the top-seeded Spartans to 69-61 win over No. 7 Mercer, clinching the program's second NCAA berth in four years.

A 6-0 senior guard who is the league's two-time Player of the Year and three-time Defensive Player of the Year, Miller finished with 25 points, 12 rebounds and six assists and was chosen the tourney's Most Outstanding Player.

When the game was on the line late, Miller scored nine points over the final seven minutes.

Miller helped his team break away after the Bears (18-11) tied the game at 58-58 on a Neftali Alvarez layup at the 3:37 mark.

In the next two minutes, Miller sank a long jumper at the shot-clock buzzer and made two free throws for an eight-point lead, and despite some foul-shooting woes (6-of-15 in the last four minutes) the Spartans (21-8) hung on.

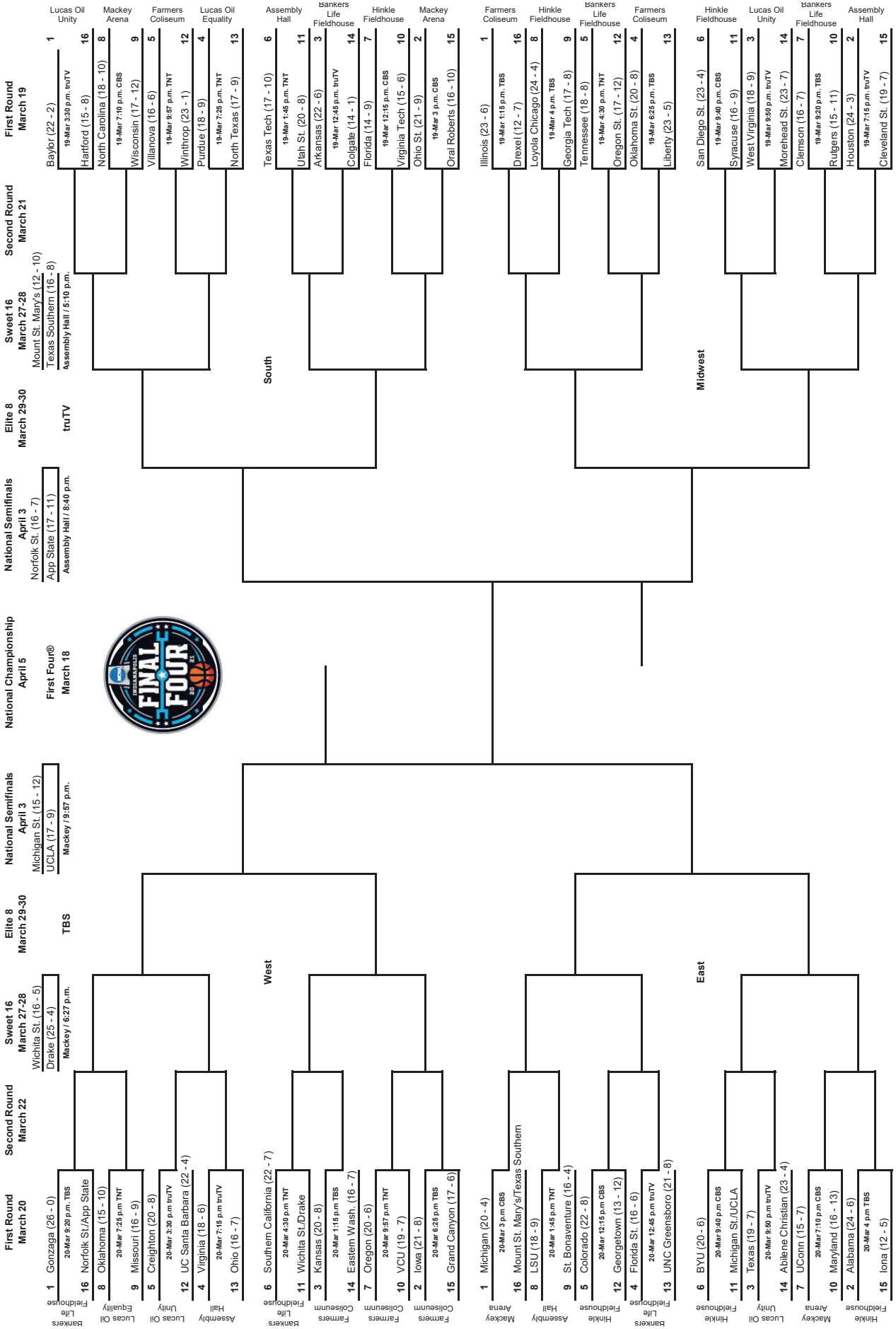
Friday, March 5 (ESPN+)
Game 1 - (8) The Citadel 100, (9) Western Carolina 68
Game 2 - (7) Mercer 87, (10) Samford 59

Saturday, March 6 (ESPN+/Nexstar)
Game 3 - (1) UNCG 80, (8) The Citadel 70
Game 4 - (5) ETSU 63, (4) Chattanooga 53
Game 5 - (7) Mercer 62, (2) Wofford 61
Game 6 - (6) VMI 91, (3) Furman 90 (OT)

Sunday, March 7 (ESPNU)
Game 7 - (1) UNCG 77, (5) ETSU 65
Game 8 - (7) Mercer 73, (6) VMI 59

Monday, March 8 (ESPN)
Game 8 - (1) UNCG 69, (7) Mercer 61

2021 NCAA Division I Men's Basketball Championship



2021 Ingles Southern Conference Men's Basketball Championship

presented by General Shale Brick

MARCH 5-8 • HARRAH'S CHEROKEE CENTER ASHEVILLE
ASHEVILLE, N.C.

**FRIDAY
MARCH 5**

**SATURDAY
MARCH 6**

**SUNDAY
MARCH 7**

**MONDAY
MARCH 8**

No. 8 The Citadel

Session 1, Game 1
March 5, 5:30 p.m.



No. 9 Western Carolina

No. 8 The Citadel, 100-68

Session 2, Game 3
March 6, 12 p.m.



No. 1 UNCG

No. 4 Chattanooga

Session 2, Game 4
March 6, 2:30 p.m.



No. 5 ETSU

No. 1 UNCG, 80-72

Session 4, Game 7
March 7, 5 p.m.



No. 5 ETSU, 63-53

No. 1 UNCG, 77-65

CHAMPIONSHIP GAME

Session 5, Game 9
March 8, 7 p.m.



No. 1 UNCG, 69-61

No. 7 Mercer

Session 1, Game 2
March 5, 8 p.m.



No. 10 Samford

No. 7 Mercer, 87-59

Session 3, Game 5
March 6, 5:30 p.m.



No. 2 Wofford

No. 3 Furman

Session 3, Game 6
March 6, 8 p.m.



No. 6 VMI

No. 7 Mercer, 62-61

Session 4, Game 8
March 7, 7:30 p.m.



No. 6 VMI, 91-90 (OT)

No. 7 Mercer, 73-59

Most Outstanding Player
Isaiah Miller, UNCG

Pinnacle Award
(highest GPA on championship-winning team)
Kobe Langley, UNCG

All-Tournament First Team
Noah Gurley, Furman
Leon Ayers III, Mercer
Neftali, Alvarez, Mercer
Felipe Haase, Mercer
Isaiah Miller, UNCG

All-Tournament Second Team
Hayden Brown, The Citadel
Keyshaun Langley, UNCG
Myles Lewis, VMI
Jake Stephens, VMI
Storm Murphy, Wofford



PRESENTED BY: **General Shale Brick®**

NATIONAL HONORS

Lou Henson Award (top mid-major player)

Initial watch list

Noah Gurley, Furman, Jr.
Clay Mounce, Furman, Sr.
Isaiah Miller, UNCG, Sr.
Mason Faulkner, Western Carolina, R-Sr.

Midseason watch list

Hayden Brown, The Citadel, R-Jr.
Ledarius Brewer, ETSU, R-Jr.
Mike Bothwell, Furman, Jr.
Isaiah Miller, UNCG, Sr.
Storm Murphy, Wofford, Sr.

Finalists/All-Americans

Ledarius Brewer, ETSU, R-Jr.
Isaiah Miller, UNCG, Sr.

NABC All-District 21

First Team

Isaiah Miller, UNCG, Sr.
Storm Murphy, Wofford, Sr.
Hayden Brown, The Citadel, R-Jr.
Ledarius Brewer, ETSU, R-Jr.
Mike Bothwell, Furman, Jr.

Second Team

Greg Parham, VMI, Sr.
Ross Cummings, Mercer, R-Sr.
Malachi Smith, Chattanooga, R-So.
Clay Mounce, Furman, Sr.
Mason Faulkner, Western Carolina, R-Sr.

Coach of the Year: Dan Earl, VMI

USBWA All-District III

Isaiah Miller, UNCG, Sr.

Senior CLASS Award candidate

Ross Cummings, Mercer, R-Sr.

Senior CLASS Award finalist

Ross Cummings, Mercer, R-Sr.

Kyle Macy Freshman All-America Team

Damari Monsanto, ETSU

Lefty Driesell Defensive All-America Team

Isaiah Miller, UNCG, Sr.

Lute Olson Award (top DI player)

Watch list

Isaiah Miller, UNCG, Sr.

Finalist/All-American

Isaiah Miller, UNCG, Sr.

Hugh Durham Award (top DI mid-major coach)

Finalist

Wes Miller, UNCG

Joe B. Hall Award (top DI first-year coach)

Finalist

Jason Shay, ETSU

Ben Jobe Award (top DI minority coach)

Finalist

Lamont Paris, Chattanooga

Skip Prosser Man of the Year Award

Finalist

Lamont Paris, Chattanooga

COLLEGEINSIDER.COM MID-MAJOR TOP 25

Team	PS	N30	D7	D14	D21	D28	J4	J11	J18	J25	F1	F8	F15	F22	M1	M9	M15
Gonzaga (31)	1	1	1	1	1	1	1	1	1	1	1	1	1	1	1	1	1
Loyola Chicago	3	4	3	2	8	8	8	15	8	6	4	3	3	3	2	2	2
Winthrop	9	14	6	5	2	2	2	2	2	2	5	6	5	5	3	3	3
BYU	7	3	4	6	6	6	5	6	6	5	7	5	6	6	4	4	4
Drake	-	22	18	9	7	4	3	3	3	3	2	4	4	4	5	5	5
Liberty	-	15	8	8	9	9	10	7	9	9	8	8	8	7	7	6	6
Morehead State	-	-	-	-	-	-	-	-	-	-	25	18	19	18	10	7	7
UCSB	25	-	-	-	-	-	-	-	-	-	-	-	20	14	16	13	8
Abilene Christian	-	24	22	24	18	18	13	13	12	15	13	10	10	10	13	11	9
Belmont	13	5	17	12	12	12	6	5	5	4	3	2	2	2	6	10	10
UNCG	12	12	21	-	-	-	-	-	-	-	21	15	15	16	17	15	11
Eastern Washington	14	16	24	-	-	-	-	-	-	-	-	-	21	19	14	16	12
Colgate	-	-	-	-	-	-	-	-	-	-	-	-	-	25	24	20	13
Toledo	-	-	-	-	23	17	12	11	13	8	6	7	9	8	8	9	14
Southern Utah	-	-	-	-	-	24	17	16	17	18	17	17	13	13	11	8	15
Cleveland State	-	-	-	-	-	-	-	-	-	-	-	25	-	-	-	-	16
Ohio	-	-	19	23	-	-	-	-	-	-	-	-	-	-	-	-	17
Georgia State	11	6	12	10	4	3	9	9	7	13	14	14	23	23	18	12	18
Buffalo	-	-	-	-	-	-	-	-	-	-	-	-	-	-	-	19	19
Sam Houston	-	-	-	-	-	-	-	-	19	14	16	13	11	11	12	14	20
Wright State	20	25	-	18	17	15	16	17	18	17	11	9	7	9	9	17	21
Grand Canyon	-	-	-	-	-	-	-	-	-	-	-	-	-	-	-	-	22
Texas State	-	-	-	-	-	-	-	-	21	19	-	24	18	17	15	21	23
Eastern Kentucky	-	-	-	21	-	-	25	18	14	12	12	16	17	22	20	22	24
South Dakota State	5	13	7	11	11	14	11	10	10	10	10	12	14	21	21	18	25
Akron	-	-	-	-	-	-	-	-	-	-	18	19	12	12	19	23	-
Weber State	-	-	-	-	-	-	-	-	-	-	-	-	-	-	-	24	-
Prairie View	-	-	-	-	-	-	-	-	-	-	-	-	-	-	-	25	-
Wofford	-	-	-	-	-	-	-	-	-	22	24	22	-	-	22	-	-
Furman	6	2	2	3	5	5	4	4	4	7	9	11	16	15	23	-	-
Navy	-	-	-	-	-	-	-	-	24	-	-	-	-	-	-	25	-
Missouri State	-	-	-	-	-	19	20	12	11	11	23	-	24	20	-	-	-
Louisiana	-	-	-	-	22	22	23	24	25	21	15	20	22	24	-	-	-
ETSU	-	-	-	-	-	-	-	-	-	-	19	23	25	-	-	-	-
Saint Mary's	15	7	5	4	3	7	7	8	16	16	20	21	-	-	-	-	-
Coastal Carolina	-	-	-	-	-	-	-	22	23	20	22	-	-	-	-	-	-
Siena	21	23	25	-	-	-	-	-	22	23	-	-	-	-	-	-	-
Bowling Green	18	19	15	22	24	23	14	14	15	24	-	-	-	-	-	-	-
Appalachian State	-	-	-	-	-	-	-	-	-	25	-	-	-	-	-	-	-
Southern Illinois	-	-	-	17	14	10	15	20	20	-	-	-	-	-	-	-	-
Little Rock	4	8	14	13	13	-	18	19	-	-	-	-	-	-	-	-	-
Mercer	-	-	11	7	10	11	21	21	-	-	-	-	-	-	-	-	-
Chattanooga	-	-	-	25	16	13	22	23	-	-	-	-	-	-	-	-	-
Bryant	-	-	-	-	-	-	-	25	-	-	-	-	-	-	-	-	-
Bradley	16	18	-	-	20	20	19	-	-	-	-	-	-	-	-	-	-
San Francisco	24	21	13	14	21	21	24	-	-	-	-	-	-	-	-	-	-
New Mexico State	19	20	20	15	15	16	-	-	-	-	-	-	-	-	-	-	-
UMBC	-	-	-	-	-	25	-	-	-	-	-	-	-	-	-	-	-
Murray State	10	10	16	19	19	-	-	-	-	-	-	-	-	-	-	-	-
Santa Clara	-	-	-	-	25	-	-	-	-	-	-	-	-	-	-	-	-
South Alabama	-	-	-	16	-	-	-	-	-	-	-	-	-	-	-	-	-
Austin Peay	8	11	10	20	-	-	-	-	-	-	-	-	-	-	-	-	-
Northern Iowa	2	9	9	-	-	-	-	-	-	-	-	-	-	-	-	-	-
Vermont	17	17	23	-	-	-	-	-	-	-	-	-	-	-	-	-	-
Boston University	22	-	-	-	-	-	-	-	-	-	-	-	-	-	-	-	-
UC Irvine	23	-	-	-	-	-	-	-	-	-	-	-	-	-	-	-	-

OTHERS RECEIVING VOTES: Missouri State 64, Akron 48, **Furman 38**, Saint Mary's 36, Appalachian State 26, Norfolk State 22, Drexel 14, Pepperdine 14, Iona 13, Navy 13, Loyola Marymount 12, Oral Roberts 11, UC Irvine 11, Texas Southern 10, Stephen F. Austin 9, Prairie View 8, Vermont 7, Hartford 5, Mount St. Mary's 5, Nicholls 5, Louisiana 4, **Mercer 3**, UC Riverside 3, Weber State 3, **Wofford 3**, Elon 2, Kent State 1.

ALL-SOUTHERN CONFERENCE AWARDS

Coaches

Player of the Year

Isaiah Miller, Sr., G, UNCG

Freshman of the Year

Damari Monsanto, G, ETSU

Defensive Player of the Year

Isaiah Miller, Sr., G, UNCG

Coach of the Year

Dan Earl, VMI

First team

Hayden Brown, R-Jr., The Citadel
Ledarrius Brewer, R-Jr., ETSU
Isaiah Miller, Sr., UNCG
Malachi Smith, R-So., Chattanooga
Storm Murphy, Sr., Wofford

Second team

Mike Bothwell, Jr., Furman
Noah Gurley, Jr., Furman
Ross Cummings, R-Sr., Mercer
David Jean-Baptiste, R-Sr., Chattanooga
Greg Parham, Sr., VMI

Third team

Kaiden Rice, Sr., The Citadel
Clay Mounce, Sr., Furman
Neftali Alvarez, R-So., Mercer
Jake Stephens, Jr., VMI
Mason Faulkner, R-Sr., Western Caro.

All-freshman team

Damari Monsanto, ETSU
A.J. Staton-McCray, Samford
Trey Bonham, VMI
Sam Godwin, Wofford
Morgan Safford, Wofford

SoCon Sports Media Association (SCSMA)

Malcolm U. Pitt Player of the Year

Isaiah Miller, Sr., G, UNCG

Freshman of the Year

Damari Monsanto, G, ETSU

Anton Foy Coach of the Year

Dan Earl, VMI

First team

Hayden Brown, R-Jr., The Citadel
Ledarrius Brewer, R-Jr., ETSU
Isaiah Miller, Sr., UNCG
Greg Parham, Sr., VMI
Storm Murphy, Sr., Wofford

Second team

Kaiden Rice, Sr., The Citadel
Mike Bothwell, Jr., Furman
Noah Gurley, Jr., Furman
David Jean-Baptiste, R-Sr., Chattanooga
Malachi Smith, So., Chattanooga
Jake Stephens, Jr., VMI

Third team

Damari Monsanto, Fr., ETSU
Clay Mounce, Sr., Furman
Neftali Alvarez, R-So., Mercer
Ross Cummings, R-Sr., Mercer
Mason Faulkner, R-Sr., Western Caro.

All-freshman team

Damari Monsanto, ETSU
A.J. Staton-McCray, Samford
Trey Bonham, VMI
Max Klesmit, Wofford
Morgan Safford, Wofford



Isaiah Miller, Sr., G, UNCG
Player of the Year (consensus)
Defensive Player of the Year



Damari Monsanto, ETSU
Freshman of the Year (consensus)



Dan Earl, VMI
Coach of the Year (consensus)

SoCon PLAYERS OF THE WEEK

PRESENTED BY **GEICO**

Dec. 1 Neftali Alvarez, R-So., G, Mercer
Dec. 8 Myron Gordon, R-Sr., G, Samford
Dec. 15 Myron Gordon, R-Sr., G, Samford
Dec. 22 Malachi Smith, R-So., G, Chattanooga
Jan. 5 Mike Bothwell, Jr., G, Furman
Jan. 12 Hayden Brown, R-Jr., F, The Citadel
Jan. 19 Greg Parham, Sr., G, VMI
Jan. 26 Greg Parham, Sr., G, VMI
Feb. 2 Damari Monsanto, R-Fr., G, ETSU
Feb. 9 Jake Stephens, Jr., C, VMI
Feb. 16 Hayden Brown, R-Jr., F, The Citadel
Feb. 23 Noah Gurley, R-Jr., F, Furman
March 2 Isaiah Miller, Sr., G, UNCG

SoCon PLAYERS OF THE MONTH

December Malachi Smith, R-So., G, Chattanooga
January Greg Parham, Sr., G, VMI
February Isaiah Miller, Sr., G, UNCG

SoCon STUDENT-ATHLETE OF THE WEEK

Jan. 6 Ross Cummings, R-Sr., G, Mercer

Preseason predictions

UNC Greensboro was the coaches' preseason favorite and Furman was the media's pick to win the 2020-21 SoCon men's basketball title in polling of the league's 10 men's basketball coaches and media. UNCG senior guard Isaiah Miller was the coaches' preseason player of the year selection for the second straight season. He would go on to be named the SoCon Player of the Year for the second straight season and the SoCon Defensive Player of the Year for the third straight year.

Preseason Player of the Year

Isaiah Miller, Sr., G, UNCG

Preseason All-Southern Conference Team

Ledarrius Brewer, R-Jr., G, ETSU
Ty Brewer, Jr., F, ETSU
Mike Bothwell, Jr., G, Furman
Noah Gurley, Jr., F, Furman
Clay Mounce, Sr., F, Furman
Ross Cummings, R-Sr., G, Mercer
Jeff Gary, R-Jr., G, Mercer
Isaiah Miller, Sr., G, UNCG
David Jean-Baptiste, R-Sr., G, Chattanooga
Mason Faulkner, R-Sr., G, Western Carolina
Storm Murphy, Sr., G, Wofford

Coaches poll

Team (1st)	Total
1. UNCG (4)	76
2. Furman (5)	74
3. ETSU (1)	63
4. Mercer	56
5. Wofford	47
6. Western Carolina	44
7. Chattanooga	38
8. Samford	23
9. VMI	15
10. The Citadel	14

Media poll

Team (1st)	Total
1. Furman (16)	278
2. UNCG (9)	274
3. ETSU (4)	211
4. Mercer (1)	190
5. Wofford	184
6. Western Carolina	175
7. Chattanooga	150
8. Samford	79
9. VMI	61
10. The Citadel	48

SoCon RECORD BOOK

INDIVIDUAL

Coaching wins at a SoCon school

1.	447	Bob McKillip, DAV (1992-14)
2.	299	Mike Young, WOF (2002-19)
3.	243	Mack McCarthy, UTC (1985-97)
	243	Burton Shipley, MD (1923-47)
5.	230	Bill Reinhart, GW (1941-42; 1949-66)
6.	226	Eddie Cameron, Duke (1928-42)
	226	Bobby Cremins, APP (1975-81); CofC (2006-12)
8.	223	Lyles Alley, FUR (1945-49; 1950-66)
9.	213	Les Robinson, CIT (1974-85); ETSU (1985-90)
10.	196	Murray Greason, WF (1936-43; 44-53)
11.	194	Norman Shepard, UNC (1923-24); DAV (1937-49)
12.	193	Larry Hunter, WCU (2005-18)
13.	187	Everett Case, NCSU (1946-53)
14.	185	Wes Miller, UNCG (2011-present)
15.	176	Lefty Driesell, DAV (1960-69)
16.	168	Malcolm U. Pitt, RICH (1935-52)
17.	148	Herman J. Stegeman, UGA (1921-31)
18.	147	Lester Hooker Jr., RICH (1952-63)
19.	146	Fred Schaus, WVU (1954-60)
20.	145	Steve Cottrell, WCU (1977-87)
	145	John Shulman, UTC (2004-13)
22.	142	Joe Williams, FUR (1970-78)
23.	141	Tom Scott, UNC (1946-52); DAV (1955-60)
24.	139	Ron Shumate, UTC (1972-79)
	139	Tom Apke, APP (1986-96)

Steals

Career

1.	334	Keith Jennings, ETSU	1988-91
2.	313	Isaiah Miller, UNCG	2017-pr.
3.	293	D.J. Thompson, APP	2003-06
4.	285	Brigham Waginger, WCU	2006-10
	285	Josh Sharkey, SAM	2016-20
6.	250	Derek Rucker, DAV	1985-88
7.	247	Tyson Patterson, APP	1996-00
8.	246	Zakee Wadood, ETSU	2001-02
9.	240	Jason Bell, VMI	1995-98
10.	236	Ricky Hickman, UNCG	2003-07
	236	Rodney Peel, APP	1988-92

3-point field goals made

Career

1.	509	Fletcher Magee, WOF	2015-19
2.	414	Stephen Curry, DAV	2006-09
3.	396	Andrew Goudelock, CofC	2007-11
	396	Francis Alonzo, UNCG	2015-19
3.	358	Donald Sims, APP	2007-11
6.	324	Matt Frierson, CIT	2015-19
7.	312	Karl Cochran, WOF	2011-15
8.	299	Ian Chadwick, WOF	1997-01
9.	298	Nathan Hoover, WOF	2016-20
10.	297	Matt Halvorsen, WCU	2017-pr.
11.	295	Zach Urbanus, CIT	2007-11
12.	288	Jordan Lyons, FUR	2016-20
13.	278	Jake Robinson, WCU	2006-10
14.	274	Kaiden Rice, CIT	2017-pr.
15.	273	Eric Webb, FUR	2004-97

TEAM

Scoring

Game

1.	154	FUR vs. The Citadel	1/8/55
2.	149	FUR vs. Newberry	2/13/54
3.	148	CIT vs. Mid-Atlantic Christian	11/12/18
4.	146	CIT vs. Johnson	11/11/16
5.	144	CIT vs. Toccoa Falls	12/7/16
6.	141	WCU vs. Toccoa Falls	1/17/12

7.	137	CIT vs. Johnson	11/14/18
8.	133	WCU vs. Toccoa Falls	11/26/01
	133	VMI vs. Mid-Atlantic Christian	12/2/14
	133	SAM vs. Belhaven	12/21/20

Field-goal percentage

Game

	Pct.	FG-FGA	
1.	77.4	24-31	UR vs. CIT 1975-76
2.	72.3	34-47	UTC vs. APP 3/6/03
3.	71.9	41-57	Elon vs. W&L 11/8/13
4.	71.7	33-46	DAV vs. VMI 3/3/83
5.	71.4	20-28	FUR vs. JMU 12/1/84
6.	71.0	44-62	APP vs. Tenn. Wesleyan 12/30/99
7.	70.3	45-64	WOF vs. Allen 11/15/16
8.	70.0	42-60	FUR vs. S.C. State 12/21/20
9.	69.8	37-53	VMI vs. Christendom 11/20/19
10.	69.3	43-62	CIT vs. Indiana State 12/19/88

3-point field goals made

Game

1.	24	VMI vs. Furman	2/12/15
2.	23	CIT vs. Mid-Atlantic Christian	11/12/18
	23	CIT vs. High Point	11/27/18
4.	22	GSU vs. Chattanooga	1/17/05
	22	CIT vs. UNCG	2/28/19
	22	SAM vs. Belhaven	12/21/20
7.	21	FUR vs. Virginia Intermont	12/29/04
	21	VMI vs. Johnson	11/18/14
	21	CIT vs. Ogelthorpe	11/10/17
1.	21	FUR vs. North Greenville	11/15/18
	21	VMI vs. Camp-Harrodsburg	12/15/20
	21	FUR vs. S.C. State	12/21/20

Rebounds

Game

1.	78	GWU vs. Georgetown	1968-69
2.	76	DAV vs. VMI	1/8/70
3.	70	VMI vs. Mid-Atlantic Christian	12/2/14
4.	68	DAV vs. Emory	11/9/07
5.	67	CIT vs. Clemson	11/25/00
	67	CIT vs. Johnson	11/13/16
7.	65	GSU vs. UC Davis	11/12/06
8.	64	ETSU vs. Reinhardt	12/3/18
9.	63	ETSU vs. UVa-Wise	11/18/14
	63	CIT vs. Mid-Atlantic Christian	11/12/18
	63	UNCG at N.C. A&T	12/22/20

Assists

Game

1.	42	CIT vs. Mid-Atlantic Christian	11/19/15
2.	39	DAV vs. Warren Wilson	12/9/91
3.	38	MAR vs. South Carolina	12/1/80
4.	37	CIT vs. Mid-Atlantic Christian	11/12/18
5.	36	UTC vs. Emmanuel	11/29/03
	36	SAM vs. Belhaven	12/21/20
7.	35	DAV vs. Mount St. Mary	12/15/06
	35	UTC vs. Tennessee Wesleyan	11/26/03
9.	34	CIT vs. Johnson	11/13/16
	34	WOF vs. UVa-Wise	12/6/16

ACTIVE SoCon CAREER LEADERS

Points scored

(SoCon career rank)

1,925	Isaiah Miller, UNCG, Sr.
1,315	Storm Murphy, Wofford, Sr.
1,279	David Jean-Baptiste, Chattanooga, R-Sr.
1,269	Clay Mounce, Furman, Sr.
1,266	Matt Halvorsen, Western Carolina, Sr.

Points scored per game (min. 800 points)

17.40	Mason Faulkner, Western Carolina, R-Sr.
14.81	Isaiah Miller, UNCG, Sr.
12.70	Noah Gurley, Furman, Jr.
11.73	Kaiden Rice, The Citadel, Sr.
11.58	Ross Cummings, Mercer, R-Sr.

Field-goal percentage (min. 240 made)

.511	Clay Mounce, Furman, Sr.
.498	Noah Gurley, Furman, Jr.
.492	Hayden Brown, The Citadel, R-Jr.
.484	Mike Bothwell, Furman, Jr.
.481	Myles Lewis, VMI, Sr.

3-point field goals made

297	Matt Halvorsen, Western Carolina, Sr.	(10)
274	Kaiden Rice, The Citadel, Sr.	(14)
246	Ross Cummings, Mercer, R-Sr.	
225	Storm Murphy, Wofford, Sr.	
205	Alex Hunter, Furman, Sr.	

3-point field-goal percentage (min. 120 made)

.418	Triston Chambers, Samford, R-Sr.
.417	Storm Murphy, Wofford, Sr.
.406	Ross Cummings, Mercer, R-Sr.
.392	Kamdyn Curfman, VMI, So.
.390	Kameron Gibson, Western Carolina, Jr.

Free-throw percentage (min. 110 made)

.850	Stefan Kenic, Chattanooga, Sr.
.849	Storm Murphy, Wofford, Sr.
.835	Matt Halvorsen, Western Carolina, Sr.
.829	Preston Parks, Samford, Gr.
.808	Mike Bothwell, Furman, Jr.

Rebounds

621	Clay Mounce, Furman, Sr.
614	Isaiah Miller, UNCG, Sr.
490	Myles Lewis, VMI, Sr.
462	Hayden Brown, The Citadel, R-Jr.
459	Jake Stephens, VMI, Jr.

Rebounds per game (min. 280 rebounds)

6.67	Jalen Dupree, Samford, R-Sr.
5.77	Mason Faulkner, Western Carolina, R-Sr.
5.70	Hayden Brown, The Citadel, R-Jr.
5.18	Clay Mounce, Furman, Sr.
5.10	Jake Stephens, VMI, Jr.

Blocked shots

94	Jake Stephens, VMI, Jr.
80	Clay Mounce, Furman, Sr.
74	Noah Gurley, Furman, Jr.
69	Jalen Slawson, Furman, Jr.
62	Stephen Clark, The Citadel, So.

Steals

313	Isaiah Miller, UNCG, Sr.	(2)
124	Clay Mounce, Furman, Sr.	
113	David Jean-Baptiste, Chattanooga, R-Sr.	
102	Alex Hunter, Furman, Sr.	
102	Storm Murphy, Wofford, Sr.	

Assists

472	Storm Murphy, Wofford, Sr.
353	Alex Hunter, Furman, Sr.
331	Isaiah Miller, UNCG, Sr.
310	Greg Parham, VMI, Sr.
294	Mason Faulkner, Western Carolina, R-Sr.

Assists per game (min. 150 assists)

5.55	Mason Faulkner, Western Carolina, R-Sr.
3.75	Storm Murphy, Wofford, Sr.
3.02	Preston Parks, Samford, Gr.
2.87	Alex Hunter, Furman, Sr.
2.63	Keyshaun Langley, UNCG, So.

SoCon COACHING RECORDS

Coach, school	Career (yrs.)	School (yrs.)	SoCon (yrs.)
Duggar Baucom, The Citadel	252-296 (18th)	64-118 (6th)	28-97 (7th)
Jason Shay, ETSU	13-12 (1st)	Same	8-7 (1st)
Bob Richey, Furman	89-35 (4th)	Same	51-18 (4th)
Greg Gary, Mercer	51-70 (4th)	35-26 (2nd)	19-16 (2nd)
Wes Miller, UNCG	185-134 (10th)	Same	109-66 (10th)
Bucky McMillan, Samford	6-13 (1st)	Same	2-9 (1st)
Lamont Paris, Chattanooga	60-64 (4th)	Same	29-41 (4th)
Dan Earl, VMI	57-123 (6th)	Same	25-79 (6th)
Mark Prosser, Western Carolina	42-76 (4th)	37-53 (3rd)	18-35 (3rd)
Jay McAuley, Wofford	34-25 (2nd)	Same	20-15 (2nd)

American Athletic (0-2)

12/9 Cincinnati 78, Furman 73
 12/12 USF 58, Wofford 56
 (Holiday Hoopssgiving; Atlanta, Ga.)

ASUN (3-0)

12/9 Chattanooga 77, Bellarmine 68
 12/19 Samford 65, Kennesaw State 63
 12/22 Mercer 81, Kennesaw State 71

Atlantic 10 (0-4)

12/2 Duquesne 81, UNCG 68
 (Wade Houston Tipoff Classic; Louisville, Ky.)
 12/7 #19 Richmond 77, Wofford 72
 12/15 VCU 93, Western Carolina 68
 12/21 George Mason 68, VMI 66

Atlantic Coast (1-1)

11/27 Mercer 83, Georgia Tech 73
 12/3 #16 Virginia Tech 64, VMI 57
 3/20 UNCG vs. Florida State, 12:45 p.m.
 (NCAA First Round; Indianapolis Ind.)

Big South (9-3)

11/28 Furman 91, USC Upstate 63
 (Furman Multi Team Event)
 11/28 Western Carolina 83, UNC Asheville 81 (OT)
 (Mako Medical Asheville Classic)
 12/1 VMI 84, Longwood 71
 12/1 Winthrop 75, UNCG 67
 (Louisville, Ky.)
 12/13 VMI 79, Hampton 64
 (Keydet Classic)
 12/15 ETSU 65, Gardner-Webb 60
 12/15 UNCG 65, USC Upstate 57
 12/16 Chattanooga 69, UNC Asheville 66
 12/18 Gardner-Webb 88, VMI 77
 12/19 The Citadel 91, Longwood 89
 12/19 Winthrop 81, Furman 71
 12/22 The Citadel 94, Presbyterian 82

Big Ten (0-1)

11/28 Penn State 86, VMI 65

Colonial (4-0)

11/25 Western Carolina 98, UNCW 76
 (Asheville, N.C.)
 12/5 Furman 81, College of Charleston 57
 12/18 Western Carolina 76, Col. of Charleston 70 (OT)
 12/19 UNCG 71, Elon 64

Conference USA (3-1)

11/27 ETSU 57, Middle Tennessee 43
 (Gulf Coast Showcase; Estero, Fla.)
 12/7 Chattanooga 80, Middle Tennessee 70
 12/12 UAB 65, ETSU 61
 12/19 Chattanooga 69, UAB 66

Horizon (1-0)

12/5 Chattanooga 79, Northern Kentucky 72

Mid-Eastern Athletic (5-1)

12/3 The Citadel 78, North Carolina A&T 70
 12/10 Coppin State 85, UNCG 80
 12/12 Western Carolina 104, North Carolina A&T 98 (OT)
 12/13 UNCG 64, Norfolk State 47
 12/21 Furman 118, South Carolina State 52
 12/22 UNCG 86, North Carolina A&T 65

Non-Division I (23-0)

11/25 Mercer 79, North Georgia 48
 11/25 Chattanooga 99, Lander 63
 11/25 The Citadel 89, Piedmont 64
 11/25 Furman 95, Tusculum 62
 11/25 Wofford 88, Toccoa Falls 49
 11/25 VMI 90, St. Andrews 63
 11/28 Wofford 111, Carver 37
 11/30 Western Carolina 96, Piedmont 58
 12/1 Samford 97, Covenant 73
 12/2 Furman 89, Southern Wesleyan 49
 (Furman Multi Team Event)
 12/3 Western Carolina 91, Newberry 84
 12/5 Mercer 88, Columbia International 62
 12/5 The Citadel 100, Toccoa Falls 58
 12/6 Mercer 96, Southern Wesleyan 85
 12/7 The Citadel 96, Columbia International 57
 12/8 VMI 100, Greensboro College 65
 12/9 The Citadel 102, Carver 51
 12/12 Furman 86, Flagler 61
 12/12 Chattanooga 81, North Georgia 63
 12/15 VMI 106, Campbellsville Harrodsburg 72
 12/17 ETSU 96, Columbia International 54
 12/19 ETSU 62, Lee 53
 12/21 Samford 133, Belhaven 84

Ohio Valley (4-1)

11/26 Austin Peay 67, ETSU 66
 (Gulf Coast Showcase; Estero, Fla.)
 11/30 Chattanooga 62, Tennessee Tech 54
 12/5 Samford 96, Belmont 83
 12/6 Western Carolina 76, Tennessee Tech 75 (OT)
 12/22 Chattanooga 66, Tennessee State 63

Southeastern (0-4)

12/12 Georgia 79, Samford 75
 12/15 Alabama 83, Furman 80
 12/21 Texas A&M 70, Wofford 52
 12/22 Alabama 85, ETSU 69

Southland (0-1)

11/25 Abilene Christian 70, ETSU 47
 (Gulf Coast Showcase; Estero, Fla.)

Southwestern Athletic (0-1)

11/29 Alabama A&M 78, Samford 76

Sun Belt (4-3)

11/27 Troy 66, Western Carolina 64
 (Mako Medical Asheville Classic; Asheville, N.C.)
 11/27 UNCG 77, Little Rock 70
 (Wade Houston Tipoff Classic; Louisville, Ky.)
 11/30 Mercer 86, Georgia State 69
 12/13 Mercer 77, Georgia Southern 75
 12/15 Wofford 88, Coastal Carolina 77
 12/16 Georgia State 88, Mercer 81
 12/16 Troy 79, Samford 71

American Athletic.....	0-2
ASUN.....	3-0
Atlantic 10.....	0-4
Atlantic Coast.....	1-1
Big South.....	9-3
Big Ten.....	0-1
Colonial.....	4-0
Conference USA.....	3-1
Horizon.....	1-0
Mid-Eastern Athletic.....	5-1
Non-Division I.....	23-0
Ohio Valley.....	4-1
Southeastern.....	0-4
Southland.....	0-1
Southwestern Athletic.....	0-1
Sun Belt.....	4-3
Total.....	57-23
Home.....	37-2
Away.....	17-15
Neutral.....	3-6
vs. Top 25.....	0-1

SPECIALTY STATS LEADERS

30-point games	Ovr.	SoCon
Hayden Brown, CIT	2	1
Isaiah Miller, UNCG	2	2
Ledarius Brewer, ETSU	1	1
Mike Bothwell, FUR	1	1
Noah Gurley, FUR	1	0
Jake Stephens, VMI	1	1

20-point games	Ovr.	SoCon
Isaiah Miller, UNCG	14	8
Greg Parham, VMI	12	9
Hayden Brown, CIT	10	5
Kaiden Rice, CIT	10	7
Storm Murphy, WOF	10	7
Clay Mounce, FUR	8	4
Mason Faulkner, WCU	8	4
Ross Cummings, MER	7	5
David Jean-Baptiste, UTC	7	5
Ledarius Brewer, ETSU	6	5
Damari Monsanto, ETSU	6	5
Mike Bothwell, FUR	6	2
Noah Gurley, FUR	6	4
Malachi Smith, UTC	6	5
Jake Stephens, VMI	5	3
Neftali Alvarez, MER	4	3
Matt Halvorsen, WCU	4	0
Maciej Bender, MER	3	1
Stefan Kenic, UTC	3	2
Xavier Cork, WCU	3	1
Alex Hunter, FUR	2	1
Christian Guess, SAM	2	0
Myron Gordon, SAM	2	0
Sean Conway, VMI	2	2
Cory Hightower, WCU	2	2
Tray Hollowell, WOF	2	1
Messiah Jones, WOF	2	1
Fletcher Abee, CIT	1	1
Ty Brewer, ETSU	1	1
Serrel Smith Jr., ETSU	1	1
Felipe Haase, MER	1	1
Leon Ayers III, MER	1	1
Kamar Robertson	1	1
Kaleb Hunter, UNCG	1	1
Keyshaun Langley, UNCG	1	0
Triston Chambers, SAM	1	0
Logan Dye, SAM	1	0
A.J. Staton-McCray, SAM	1	0
Trey Bonham, VMI	1	1
Kamdyn Curfman, VMI	1	1
Myles Lewis, VMI	1	0
Travion McCray, WCU	1	0
Sin'Cere McMahon, WCU	1	0
Morgan Safford, WOF	1	0

20-rebound games	Ovr.	SoCon
Hayden Brown, CIT	1	0

15-rebound games	Ovr.	SoCon
Hayden Brown, CIT	5	3
Felipe Haase, MER	2	0
Clay Mounce, FUR	1	1
Mohammed Abdulsalam, UNCG	1	1
Jake Stephens, VMI	1	1

10-rebound games	Ovr.	SoCon
Hayden Brown, CIT	13	8
Malachi Smith, UTC	10	3
Myles Lewis, VMI	8	3
Felipe Haase, MER	7	1
Damari Monsanto, ETSU	6	5
Xavier Cork, WCU	6	3
Jake Stephens, VMI	5	3
Silas Adheke, ETSU	4	3
Clay Mounce, FUR	4	3
Mohammed Abdulsalam, UNCG	4	3
Isaiah Miller, UNCG	4	3
Christian Guess, SAM	4	1
Noah Gurley, FUR	3	3
Jalen Slawson, FUR	3	1
Sean Conway, VMI	3	2
Stephen Clark, CIT	2	1
Derek Webster Jr., CIT	2	1
Kaleb Hunter, UNCG	2	0
KC Hankton, UTC	2	2

Tyler Harris, WCU	2	0
Messiah Jones, WOF	2	0
Tyler Moffe, CIT	1	1
Ledarius Brewer, ETSU	1	1
Jalen Dupree, SAM	1	1
Myron Gordon, SAM	1	0
A.J. Caldwell, UTC	1	1
Cory Hightower, WCU	1	1
Nick Pringle, WOF	1	0

10-assist games	Ovr.	SoCon
Tyler Moffe, CIT	2	1
Storm Murphy, WOF	1	1

5-block games	Ovr.	SoCon
Stephen Clark, CIT	3	2
Hayden Koval, UNCG	2	0
Noah Gurley, FUR	1	1
Jalen Slawson, FUR	1	1
Jake Stephens, VMI	1	1
Xavier Cork, WCU	1	0

Double-doubles	Ovr.	SoCon
Hayden Brown, CIT	13	8
Malachi Smith, UTC	9	2
Felipe Haase, MER	5	1
Jake Stephens, VMI	5	3
Myles Lewis, VMI	5	1
Xavier Cork, WCU	5	2
Damari Monsanto, ETSU	4	3
Clay Mounce, FUR	4	3
Isaiah Miller, UNCG	4	3
Christian Guess, SAM	4	1
Tyler Moffe, CIT	3	2
Jalen Slawson, FUR	3	1
Silas Adheke, ETSU	2	1
Noah Gurley, FUR	2	2
Sean Conway, VMI	2	1
Messiah Jones, WOF	2	0
Stephen Clark, CIT	1	0
Derek Webster Jr., CIT	1	1
Ledarius Brewer, ETSU	1	1
Mohammed Abdulsalam, UNCG	1	1
Kaleb Hunter, UNCG	1	0
Jalen Dupree, SAM	1	1
Myron Gordon, SAM	1	0
A.J. Caldwell, UTC	1	1
KC Hankton, UTC	1	1
Cory Hightower, WCU	1	1
Storm Murphy, WOF	1	1
Nick Pringle, WOF	1	0

30/20 games	Ovr.	SoCon
Hayden Brown, CIT	1	0

30/10 games	Ovr.	SoCon
Hayden Brown, CIT	2	1
Isaiah Miller, UNCG	1	1
Jake Stephens, VMI	1	1

20/15 games	Ovr.	SoCon
Hayden Brown, CIT	3	1

20/10 games	Ovr.	SoCon
Hayden Brown, CIT	7	3
Clay Mounce, FUR	3	2
Damari Monsanto, ETSU	2	2
Noah Gurley, FUR	2	1
Isaiah Miller, UNCG	1	1
Christian Guess, SAM	1	0
Malachi Smith, UTC	1	0
Sean Conway, VMI	1	1
Jake Stephens, VMI	1	1
Xavier Cork, WCU	1	0
Messiah Jones, WOF	1	0
Storm Murphy, WOF	1	1

3-POINTER STREAKS

Two SoCon student-athletes have streaks of at least 10 consecutive games with a made 3-pointer, led by the 25-game streak by Chattanooga's David Jean-Baptiste, which stretches back to last season.

Consecutive games with a 3-pointer	'20-21	'19-20	Total
Player, school			
David Jean-Baptiste, UTC, Sr.	22	3	25
Ledarius Brewer, ETSU, R-Jr.	23	x	23

SoCon 100TH ANNIVERSARY

For more information about the SoCon's 100th anniversary, visit SoConSports.com or visit the link at the QR code below.



Did you know?

- While it currently has 10 member schools, the Southern Conference has had 44 full-time members in its illustrious history, including the schools that exited to found the Southeastern Conference (1932) at the Atlantic Coast Conference (1953). In all, 21 schools that are now members of "Power 5" conferences were once members of the SoCon.

- Prior to this COVID-affected season, the SoCon had produced four 20-game winners in each of the previous four seasons. Only UNCG reached the benchmark this season, while Mercer (18-11) and Chattanooga (18-8) both finished with 18 wins.


- The league has had four 30-game winners in its 100-year history, and two of them have come in the last three seasons. ETSU went 30-4 last season, setting a school record for wins and winning the SoCon regular-season and tournament titles. Wofford went 30-5 in 2018-19 and finished the season ranked 19th nationally. The only other 30-win seasons in league history were produced by North Carolina in 1945-46 (30-5) and NC State in 1950-51 (30-7).

- In 2018-19, Furman and Wofford both earned their first-ever rankings from the Associated Press to give the league multiple ranked teams in the same season for the first time since 1960.

- Wofford's Fletcher Magee set the NCAA Division I career record for 3-pointers made in the Terriers' first-round NCAA win over Seton Hall (84-68) in 2019, finishing his career with 509.

- Frank Selvy set the NCAA record for points in a game while at Furman. On Feb. 13, 1954, the senior scored 100 points in a game against Newberry, a record that still stands. Selvy was the Southern Conference Player of the Year in 1953 and 1954 and the league's Athlete of the Year in 1954. He went on to a 10-year career in the NBA. Selvy and his former Lakers teammate Jerry West were both enshrined in the SoCon Hall of Fame in 2009.

- SoCon Commissioner Jim Schaus is the son of the late Fred Schaus, the legendary NBA and college coach. Fred Schaus coached in the SoCon at West Virginia from 1954-60 (winning five regular-season titles and the tournament all six times), earning SoCon Coach of the Year honors four times in that span and still ranking in the top 20 in career wins by a league coach.



The Citadel
(13-12, 5-11 SoCon)

N25	PIEDMONT (ESPN+)	W, 89-64
D3	NORTH CAROLINA A&T (ESPN+)	W, 78-70
D5	TOCCOA FALLS (ESPN+)	W, 100-58
D7	COLUMBIA INTERNATIONAL (ESPN+)	W, 96-57
D9	CARVER (ESPN+)	W, 102-51
D19	at Longwood (ESPN+)	W, 91-89
D22	PRESBYTERIAN (ESPN+)	W, 94-82
J9	*CHATTANOOGA (Nexstar/ESPN+)	W, 92-87
J13	*FURMAN (ESPN+)	L, 88-94
J16	*at VMI (ESPN+)	L, 103-110
J18	*at UNCG (ESPN+)	L, 73-87
J20	*MERCER (ESPN+)	L, 63-83
J23	*at Samford (ESPN+)	canc.
J27	*WOFFORD (ESPN+)	W, 77-69
J30	*at ETSU (ESPN+)	L, 84-112
F1	*at Western Carolina (ESPN+)	L, 75-76
F3	*UNCG (ESPN+)	L, 66-85
F6	*WESTERN CAROLINA (ESPN+)	W, 74-63
F10	*ETSU (ESPN+)	W, 79-71
F13	*at Chattanooga (ESPN+)	L, 66-70
F17	*at Wofford (ESPN+)	L, 67-81
F20	*VMI (ESPN+)	W, 75-74
F22	*at Mercer (ESPN+)	L, 52-88
F24	*at Furman (ESPN+)	L, 63-72
F27	*SAMFORD (ESPN+)	canc.
M5	vs. Western Carolina^ (ESPN+)	W, 100-68
M6	vs. UNCG ^ (Nexstar/ESPN+)	L, 72-80


^ - at SoCon Championship (Asheville, N.C.)



ETSU
(13-12, 8-7 SoCon)

N25	vs. Abilene Christian^ (FloHoops)	L, 47-70
N26	vs. Austin Peay^ (FloHoops)	L, 66-67
N27	vs. Middle Tennessee^ (FloHoops)	W, 57-43
D12	UAB (ESPN+)	L, 61-65
D15	GARDNER-WEBB (ESPN+)	W, 65-60
D17	COLUMBIA INTERNATIONAL (ESPN+)	W, 96-54
D19	LEE (ESPN+)	W, 62-53
D22	at Alabama (SEC Network+)	L, 69-85
D30	*WESTERN CAROLINA (ESPN+)	W, 86-78
J2	*at UNCG (Nexstar/ESPN+)	W, 71-61
J16	*at Furman (ESPN+)	L, 66-78
J18	*VMI (ESPN+)	W, 92-81
J20	*at Western Carolina (ESPN+)	W, 59-48
J23	*FURMAN (ESPN+)	W, 71-62
J30	*THE CITADEL (ESPN+)	W, 112-84
F1	*SAMFORD (ESPN+)	canc.
F1	*at Wofford (ESPN+)	L, 62-67
F3	*at Mercer (ESPN+)	W, 70-64
F6	*CHATTANOOGA (ESPN+)	L, 65-67
F10	*at The Citadel (ESPN+)	L, 71-79
F13	*WOFFORD (ESPN+)	W, 71-49
F15	*at Chattanooga (ESPN+)	L, 51-53
F17	*MERCER (ESPN+)	L, 64-71
F20	*at Samford (ESPN+)	canc.
F24	*at VMI (ESPN+)	canc.
F27	*UNCG (ESPN+)	L, 74-85 (OT)
M6	vs. Chattanooga& (Nexstar/ESPN+)	W, 63-53
M7	vs. UNCG& (ESPN+)	L, 65-77


^ - Gulf Coast Showcase (Estero, Fla.)
- Harrah's Cherokee Center Asheville (Asheville, N.C.)
& - at SoCon Championship (Asheville, N.C.)



Furman
(16-9, 10-5 SoCon)

N25	TUSCULUM (ESPN+)	W, 95-62
N28	USC UPSTATE^ (ESPN+)	W, 91-63
D2	SOUTHERN WESLEYAN^ (ESPN+)	W, 89-49
D5	at College of Charleston (FloHoops)	W, 81-57
D9	at Cincinnati (ESPN+)	L, 73-78
D12	FLAGLER (ESPN+)	W, 86-61
D15	at Alabama (SEC Network)	L, 80-83
D19	at Winthrop (ESPN+)	L, 71-87
D21	SOUTH CAROLINA STATE (ESPN+)	W, 118-52
D30	*at Chattanooga (ESPN+)	W, 77-73
J2	*MERCER (ESPN+)	W, 83-80
J13	*at The Citadel (ESPN+)	W, 94-88
J16	*ETSU (ESPN+)	W, 78-66
J20	*at VMI (ESPN+)	L, 73-74
J23	*at ETSU (ESPN+)	L, 62-71
J30	*CHATTANOOGA (ESPN+)	canc.
J30	*at Western Carolina (Nexstar/ESPN+)	W, 75-69
F3	*at Samford (ESPN+)	canc.
F6	*WOFFORD (Nexstar/ESPN+)	L, 67-75
F8	*UNCG (ESPN+)	W, 68-49
F10	*at UNCG (ESPN+)	L, 58-64
F13	*WESTERN CAROLINA (ESPN+)	W, 88-70
F17	*SAMFORD (ESPN+)	W, 78-64
F20	*at Mercer (ESPN+)	W, 70-60
F22	*VMI (ESPN+)	canc.
F24	*THE CITADEL (ESPN+)	W, 72-63
F27	*at Wofford (Nexstar/ESPN+)	L, 73-74
M6	vs. VMI (Nexstar/ESPN+)	L, 90-91 (OT)


^ - Furman Multi Team Event
& - at SoCon Championship (Asheville, N.C.)



Mercer
(18-11, 8-9 SoCon)

N25	NORTH GEORGIA (ESPN+)	W, 79-48
N27	at Georgia Tech (Fox Sports South)	W, 83-73
N30	GEORGIA STATE (ESPN+)	W, 86-69
D5	COLUMBIA INTERNATIONAL (ESPN+)	W, 88-62
D6	SOUTHERN WESLEYAN (ESPN+)	W, 96-85
D10	*at VMI (ESPN+)	canc.
D13	at Georgia Southern (ESPN+)	W, 77-75
D16	at Georgia State (ESPN+)	L, 81-88
D22	at Kennesaw State (ESPN+)	W, 81-71
D29	*WOFFORD (ESPN+)	L, 65-78
J2	*at Furman (ESPN+)	L, 80-83
J13	*at Chattanooga (ESPN+)	L, 80-83
J16	*WESTERN CAROLINA (Nexstar/ESPN+)	W, 78-76
J20	*at The Citadel (ESPN+)	W, 83-63
J23	*VMI (Nexstar/ESPN+)	W, 83-80
J27	*at UNCG (ESPN+)	L, 68-81
J30	*at Wofford (ESPN+)	L, 69-72
F3	*ETSU (ESPN+)	L, 64-70
F8	*SAMFORD (ESPN+)	W, 89-82 (2OT)
F10	*at Samford (ESPN+)	W, 77-70 (OT)
F13	*UNCG (ESPN+)	L, 74-77
F17	*at ETSU (ESPN+)	W, 71-64
F20	*FURMAN (ESPN+)	L, 60-70
F22	*THE CITADEL (ESPN+)	W, 88-52
F24	*CHATTANOOGA (ESPN+)	W, 81-77 (OT)
F27	*at Western Carolina (ESPN+)	L, 61-85
M5	vs. Samford^ (ESPN+)	W, 87-59
M6	vs. Wofford^ (Nexstar/ESPN+)	W, 62-61
M7	vs. VMI^ (ESPN+)	W, 73-59
M8	vs. UNCG^ (ESPN+)	L, 61-69

^ - at SoCon Championship (Asheville, N.C.)



UNCG
(21-8, 13-5 SoCon)

N27	vs. Little Rock^ (ESPN3)	W, 77-70
D1	vs. Winthrop# (ESPN3)	L, 67-75
D2	vs. Duquesne^ (ESPN3)	L, 68-81
D10	at Coppin State (Ustream)	L, 80-86
D13	NORFOLK STATE (ESPN+)	W, 64-47
D15	USC UPSTATE (ESPN+)	W, 65-57
D19	at Elon (FloHoops)	W, 71-64
D22	at North Carolina A&T (Aggies All-Access)	W, 86-65
J2	*ETSU (Nexstar/ESPN+)	L, 61-71
J6	*at Wofford (ESPN+)	W, 84-75
J9	*WOFFORD (ESPN+)	L, 45-48
J14	*at Samford (ESPN+)	W, 87-63
J16	*at Samford (ESPN+)	W, 82-70
J18	*THE CITADEL (ESPN+)	W, 87-73
J23	*at Chattanooga (ESPN+)	W, 74-66
J27	*MERCER (ESPN+)	W, 81-66
J30	*VMI (ESPN+)	W, 76-59
F3	*at The Citadel (ESPN+)	W, 85-66
F8	*at Furman (ESPN+)	L, 49-68
F10	*FURMAN (ESPN+)	W, 64-58
F13	*at Mercer (ESPN+)	W, 77-74
F17	*at VMI (ESPN+)	L, 77-88
F20	*CHATTANOOGA (Nexstar/ESPN+)	W, 60-55
F22	*at Western Carolina (ESPN+)	W, 77-56
F24	*WESTERN CAROLINA (ESPN+)	L, 80-81
F27	*at ETSU (ESPN+)	W, 85-74 (OT)
M6	vs. The Citadel& (Nexstar/ESPN+)	W, 80-72
M7	vs. ETSU& (ESPN+)	W, 77-65
M8	vs. Mercer& (ESPN+)	W, 69-61
M20	vs. Florida State+ (truTV)	12:45 p.m.

^ - Wade Houston Tipoff Classic (Louisville, Ky.)
- Louisville, Ky.
& - at SoCon Championship (Asheville, N.C.)
+ - NCAA Championship (Indianapolis, Ind.)



Samford
(6-13, 2-9 SoCon)

N25	GREENVILLE (ESPN+ (exh.))	W, 174-99
N29	ALABAMA A&M (ESPN+)	L, 76-78
D1	COVENANT (ESPN+)	W, 97-73
D5	at Belmont (ESPN+)	W, 96-83
D12	at Georgia (SEC Network+)	L, 75-79
D16	at Troy (ESPN+)	L, 71-79
D19	at Kennesaw State (ESPN+)	W, 65-63
D21	BELHAVEN (ESPN+)	W, 133-84
D30	*VMI (ESPN+)	W, 84-71
J2	*at Wofford (ESPN+)	L, 84-94
J6	*at Chattanooga (ESPN+)	L, 68-73
J14	*UNCG (ESPN+)	L, 63-87
J16	*UNCG (ESPN+)	L, 70-82
J18	*WESTERN CAROLINA (ESPN+)	W, 82-78
J20	*CHATTANOOGA (ESPN+)	L, 64-70
J23	*THE CITADEL (ESPN+)	canc.
J30	*at Western Carolina (Nexstar/ESPN+)	canc.
F1	*at ETSU (ESPN+)	canc.
F3	*FURMAN (ESPN+)	canc.
F8	*at Mercer (ESPN+)	L, 82-89 (2OT)
F10	*MERCER (ESPN+)	L, 70-77 (OT)
F13	*at VMI (Nexstar/ESPN+)	L, 56-85
F17	*at Furman (ESPN+)	L, 64-78
F20	*ETSU (ESPN+)	canc.
F22	*WOFFORD (ESPN+)	canc.
F27	*at The Citadel (ESPN+)	canc.
M5	vs. Mercer^ (ESPN+)	L, 59-87


^ - at SoCon Championship (Asheville, N.C.)



Chattanooga
(18-8, 9-7 SoCon)

N 25	LANDER (ESPN+)	W, 99-63
N30	at Tennessee Tech (ESPN+)	W, 62-54
D5	NORTHERN KENTUCKY (ESPN+)	W, 79-72
D7	at Middle Tennessee (CUSA.TV)	W, 80-70
D9	at Bellarmine (ESPN+)	W, 77-68
D12	NORTH GEORGIA (ESPN+)	W, 81-63
D16	UNC ASHEVILLE (ESPN+)	W, 69-66
D19	at UAB (CUSA.TV)	W, 69-66
D22	at Tennessee State (ESPN+)	W, 66-63
D30	*FURMAN (ESPN+)	L, 73-77
J2	*at VMI (ESPN+)	L, 79-84
J6	*SAMFORD (ESPN+)	W, 73-68
J9	*at The Citadel (Nexstar/ESPN+)	L, 87-92
J13	*MERCER (ESPN+)	W, 83-80
J16	*WOFFORD (ESPN+)	L, 59-77
J20	*at Samford (ESPN+)	W, 70-64
J23	*UNCG (ESPN+)	L, 66-74
J30	*at Furman (ESPN+)	canc.
F3	*at Western Carolina (ESPN+)	W, 74-67
F6	*at ETSU (ESPN+)	W, 67-65
F10	*at Wofford (ESPN+)	W, 78-66
F13	*THE CITADEL (ESPN+)	W, 70-66
F15	*ETSU (ESPN+)	W, 53-51
F17	*WESTERN CAROLINA (ESPN+)	W, 89-81 (OT)
F20	*at UNCG (Nexstar/ESPN+)	L, 55-60
F24	*at Mercer (ESPN+)	L, 77-81 (OT)
F27	*VMI (ESPN+)	canc.
M6	vs. ETSU^ (Nexstar/ESPN+)	L, 53-63


^ - at SoCon Championship (Asheville, N.C.)



VMI
(13-12, 7-7 SoCon)

N25	ST. ANDREWS (ESPN+)	W, 90-63
N28	at Penn State (Big Ten Network+)	L, 65-86
D1	LONGWOOD (ESPN+)	W, 84-71
D3	at No. 16 Virginia Tech (ACC Network)	L, 57-64
D8	GREENSBORO COLLEGE (ESPN+)	W, 100-65
D10	*MERCER (ESPN+)	canc.
D13	HAMPTON^ (ESPN+)	W, 79-64
D15	CAMPBELLVILLE HARRODSBURG (ESPN+)	W, 106-72
D18	at Gardner-Webb (ESPN+)	L, 77-88
D21	at George Mason (ESPN+)	L, 66-68
D30	*at Samford (ESPN+)	L, 71-84
J2	*CHATTANOOGA (ESPN+)	W, 84-79
J13	*WOFFORD (ESPN+)	L, 78-80
J16	*THE CITADEL (ESPN+)	W, 110-103
J18	*at ETSU (ESPN+)	L, 81-92
J20	*FURMAN (ESPN+)	W, 74-73
J23	*at Mercer (Nexstar/ESPN+)	L, 80-83
J27	*WESTERN CAROLINA (ESPN+)	W, 87-61
J30	*at UNCG (ESPN+)	L, 59-76
F3	*at Wofford (ESPN+)	W, 84-80 (OT)
F10	*at Western Carolina (ESPN+)	L, 72-74
F13	*SAMFORD (Nexstar/ESPN+)	W, 85-56
F17	*UNCG (ESPN+)	W, 88-77
F20	*at The Citadel (ESPN+)	L, 74-75
F22	*at Furman (ESPN+)	canc.
F24	*ETSU (ESPN+)	canc.
F27	*at Chattanooga (ESPN+)	canc.
M6	vs. Furman& (Nexstar/ESPN+)	W, 91-90 (OT)
M7	vs. Mercer& (ESPN+)	L, 59-73


^ - Keydet Classic
& - at SoCon Championship (Asheville, N.C.)



Western Carolina
(11-16, 4-13 SoCon)

N25	vs. UNCW^ (ESPN+)	W, 98-76
N27	vs. Troy# (ESPN+)	L, 64-66
N28	at UNC Asheville# (ESPN+)	W, 83-81 (OT)
N30	PIEDMONT (ESPN+)	W, 96-58
D3	NEWBERRY (ESPN+)	W, 91-84
D6	TENNESSEE TECH (ESPN+)	W, 76-75 (OT)
D12	at North Carolina A&T (Aggie All-Access)	W, 104-98 (OT)
D15	at VCU (MASN/ESPN+)	L, 68-93
D18	at College of Charleston (FloHoops)	W, 76-70 (OT)
D30	*at ETSU (ESPN+)	L, 78-86
J16	*at Mercer (Nexstar/ESPN+)	L, 76-78
J18	*at Samford (ESPN+)	L, 78-82
J20	*ETSU (ESPN+)	L, 48-59
J23	*at Wofford (ESPN+)	L, 78-91
J27	*at VMI (ESPN+)	L, 61-87
J30	*SAMFORD (Nexstar/ESPN+)	canc.
J30	*FURMAN (Nexstar/ESPN+)	L, 69-75
F1	*THE CITADEL (ESPN+)	W, 76-75
F3	*CHATTANOOGA (ESPN+)	L, 67-74
F6	*at The Citadel (ESPN+)	L, 63-74
F10	*VMI (ESPN+)	W, 74-72
F13	*at Furman (ESPN+)	L, 70-88
F17	*at Chattanooga (ESPN+)	L, 81-89 (OT)
F20	*WOFFORD (ESPN+)	L, 56-80
F22	*UNCG (ESPN+)	L, 56-77
F24	*at UNCG (ESPN+)	W, 81-80
F27	*MERCER (ESPN+)	W, 85-61
M5	vs. The Citadel& (ESPN+)	L, 68-100

^ - Asheville, N.C.
- Mako Medical Asheville Classic (Asheville, N.C.)
& - at SoCon Championship (Asheville, N.C.)



Wofford
(15-9, 12-5 SoCon)

N25	TOCCOA FALLS (ESPN+)	W, 88-49
N18	CARVER (ESPN+)	W, 111-37
D7	at No. 19 Richmond (ESPN+)	L, 72-77
D12	vs. USF^ (ESPNNews)	L, 56-58
D15	COASTAL CAROLINA (ESPN+)	W, 88-77
D21	at Texas A&M (SEC Network)	L, 52-70
D29	*at Mercer (ESPN+)	W, 78-65
J2	*SAMFORD (ESPN+)	W, 94-84
J6	*UNCG (ESPN+)	L, 75-84
J9	*at UNCG (ESPN+)	W, 48-45
J13	*at VMI (ESPN+)	W, 80-78
J16	*at Chattanooga (ESPN+)	W, 77-59
J23	*WESTERN CAROLINA (ESPN+)	W, 91-78
J27	*at The Citadel (ESPN+)	L, 69-77
J30	*MERCER (ESPN+)	W, 72-69
F1	*ETSU (ESPN+)	W, 67-62
F3	*VMI (ESPN+)	L, 80-84 (OT)
F6	*at Furman (Nexstar/ESPN+)	W, 75-67
F10	*CHATTANOOGA (ESPN+)	L, 66-78
F13	*at ETSU (ESPN+)	L, 49-71
F17	*THE CITADEL (ESPN+)	W, 81-67
F20	*at Western Carolina (ESPN+)	W, 80-56
F22	*at Samford (ESPN+)	canc.
F27	*FURMAN (Nexstar/ESPN+)	W, 74-73
M6	vs. Mercer& (Nexstar/ESPN+)	L, 61-62

^ - Holiday Hoopsgiving (Atlanta, Ga.)
& - at SoCon Championship (Asheville, N.C.)

Southern Conference men's basketball media relations information

<p>The Citadel (CitadelSports.com) Currie McFayden (cmcfayde@citadel.edu) Office: 843-953-6567</p> <p>ETSU (ETSUBucs.com) Kevin Brown (brownk@etsu.edu) Office: 423-439-5263</p> <p>Furman (FurmanPaladins.com) Jordan Caskey (jordan.caskey@furman.edu) Office: 864-294-3065</p> <p>Mercer (MercerBears.com) Kraig Doremus (doremus_kj@mercer.edu) Office: 478-301-5218</p> <p>UNCG (UNCGSpartans.com) Rob Knox (reknox@uncg.edu) Office: 336-334-5615</p> <p>Samford (SamfordSports.com) Joey Mullins (jmmulli1@samford.edu) Office: 205-726-2799</p>	<p>Chattanooga (GoMocs.com) Jim Horten (james-horten@utc.edu) Office: 423-425-2350</p> <p>VMI (VMIKeydets.com) Wade Branner (brannerwh@vmi.edu) Office: 540-464-7515</p> <p>Western Carolina (CatamountSports.com) Steven Grandy (sgrandy@email.wcu.edu) Office: 828-227-2655</p> <p>Wofford (WoffordTerriers.com) Carroll Rich (richcm@wofford.edu) Office: 864-597-4092</p> <p>Southern Conference (SoConSports.com) Phil Perry (pperry@socon.org) Office: 864-591-5100 // Cell: 864-525-5174</p>
---	--

2020-21 Southern Conference
CONFERENCE BASKETBALL STATISTICS
Entering NCAA tournament (All games)

SCORING OFFENSE	G	W-L	Pts	Avg/G
1. The Citadel	25	13-12	2019	80.8
2. VMI	25	13-12	2001	80.0
3. Furman	25	16-9	1990	79.6
4. Samford	19	6-13	1460	76.8
5. Mercer	29	18-11	2225	76.7
6. Western Carolina	27	11-16	2039	75.5
7. Wofford	24	15-9	1784	74.3
8. UNCG	29	21-8	2135	73.6
9. Chattanooga	26	18-8	1888	72.6
10. ETSU	25	13-12	1736	69.4

SCORING DEFENSE	G	Pts	Avg/G
1. ETSU	25	1654	66.2
2. UNCG	29	1956	67.4
3. Wofford	24	1627	67.8
4. Furman	25	1723	68.9
5. Chattanooga	26	1801	69.3
6. Mercer	29	2082	71.8
7. VMI	25	1897	75.9
8. The Citadel	25	1959	78.4
9. Western Carolina	27	2129	78.9
10. Samford	19	1510	79.5

SCORING MARGIN	G	Offense	Defense	Margin
1. Furman	25	79.6	68.9	+10.7
2. Wofford	24	74.3	67.8	+6.5
3. UNCG	29	73.6	67.4	+6.2
4. Mercer	29	76.7	71.8	+4.9
5. VMI	25	80.0	75.9	+4.2
6. Chattanooga	26	72.6	69.3	+3.3
7. ETSU	25	69.4	66.2	+3.3
8. The Citadel	25	80.8	78.4	+2.4
9. Samford	19	76.8	79.5	-2.6
10. Western Carolina	27	75.5	78.9	-3.3

FREE THROW PCT	G	FTM	FTA	Pct.
1. Chattanooga	26	336	429	.783
2. VMI	25	319	413	.772
3. Western Carolina	27	381	525	.726
4. Furman	25	288	398	.724
5. Mercer	29	299	420	.712
6. Wofford	24	246	349	.705
7. The Citadel	25	347	495	.701
8. ETSU	25	295	423	.697
9. UNCG	29	295	425	.694
10. Samford	19	227	331	.686

FIELD GOAL PERCENTAGE	G	FGM	FGA	Pct.
1. Furman	25	730	1499	.487
2. Mercer	29	810	1684	.481
3. Wofford	24	646	1374	.470
4. VMI	25	706	1517	.465
5. Western Carolina	27	716	1577	.454
6. The Citadel	25	708	1566	.452
7. Samford	19	541	1218	.444
8. Chattanooga	26	667	1522	.438
9. ETSU	25	620	1416	.438
10. UNCG	29	778	1832	.425

FIELD GOAL PCT DEFENSE	G	FGM	FGA	Pct.
1. UNCG	29	642	1551	.414
2. ETSU	25	573	1370	.418
3. VMI	25	700	1640	.427
4. Wofford	24	599	1373	.436
5. Samford	19	501	1145	.438
6. Mercer	29	747	1702	.439
7. Furman	25	635	1440	.441
8. The Citadel	25	727	1626	.447
9. Chattanooga	26	688	1510	.456
10. Western Carolina	27	785	1688	.465

3-POINT FG PCT	G	3FGM	3FGA	Pct.
1. VMI	25	270	711	.380
2. Mercer	29	245	652	.376
3. Chattanooga	26	218	607	.359
4. The Citadel	25	256	720	.356
5. Wofford	24	246	692	.355
6. ETSU	25	201	575	.350
7. Furman	25	242	708	.342
8. Western Carolina	27	226	662	.341
9. Samford	19	151	484	.312
10. UNCG	29	215	713	.302

3-POINT FG PCT DEFENSE	G	3FGM	3FGA	Pct.
1. The Citadel	25	175	562	.311
2. Mercer	29	210	656	.320
3. UNCG	29	210	654	.321
4. Furman	25	181	559	.324
5. Chattanooga	26	178	537	.331
6. Wofford	24	195	580	.336
7. VMI	25	239	708	.338
8. ETSU	25	211	617	.342
9. Samford	19	196	563	.348
10. Western Carolina	27	242	671	.361

REBOUNDING OFFENSE	G	Rebounds	Avg/G
1. Samford	19	755	39.7
2. VMI	25	963	38.5
3. UNCG	29	1106	38.1
4. The Citadel	25	944	37.8
5. ETSU	25	897	35.9
6. Furman	25	879	35.2
7. Mercer	29	1013	34.9
8. Wofford	24	831	34.6
9. Western Carolina	27	928	34.4
10. Chattanooga	26	881	33.9

REBOUNDING DEFENSE	G	Rebounds	Avg/G
1. Mercer	29	936	32.3
2. Wofford	24	783	32.6
3. ETSU	25	823	32.9
4. Furman	25	825	33.0
5. Chattanooga	26	907	34.9
6. Western Carolina	27	943	34.9
7. UNCG	29	1013	34.9
8. Samford	19	686	36.1
9. VMI	25	913	36.5
10. The Citadel	25	932	37.3

2020-21 Southern Conference
CONFERENCE BASKETBALL STATISTICS
Entering NCAA tournament (All games)

REBOUNDING MARGIN	G	Team	Avg.	Opp.	Avg.	Margin
1. Samford	19	755	39.7	686	36.1	+3.6
2. UNCG	29	1106	38.1	1013	34.9	+3.2
3. ETSU	25	897	35.9	823	32.9	+3.0
4. Mercer	29	1013	34.9	936	32.3	+2.7
5. Furman	25	879	35.2	825	33.0	+2.2
6. Wofford	24	831	34.6	783	32.6	+2.0
VMI	25	963	38.5	913	36.5	+2.0
8. The Citadel	25	944	37.8	932	37.3	+0.5
9. Western Carolina	27	928	34.4	943	34.9	-0.6
10. Chattanooga	26	881	33.9	907	34.9	-1.0

BLOCKED SHOTS	G	No.	Avg/G
1. The Citadel	25	108	4.3
2. UNCG	29	108	3.7
3. Furman	25	84	3.4
4. VMI	25	75	3.0
5. Mercer	29	84	2.9
6. Western Carolina	27	75	2.8
7. ETSU	25	64	2.6
8. Samford	19	47	2.5
9. Wofford	24	48	2.0
10. Chattanooga	26	48	1.8

ASSISTS	G	No.	Avg/G
1. Furman	25	416	16.6
2. Mercer	29	468	16.1
3. VMI	25	393	15.7
4. The Citadel	25	389	15.6
5. Samford	19	283	14.9
6. Wofford	24	351	14.6
7. Western Carolina	27	359	13.3
8. Chattanooga	26	319	12.3
9. UNCG	29	347	12.0
10. ETSU	25	295	11.8

STEALS	G	No.	Avg/G
1. Furman	25	205	8.2
2. ETSU	25	184	7.4
3. UNCG	29	210	7.2
4. Chattanooga	26	178	6.8
5. Samford	19	129	6.8
6. Mercer	29	196	6.8
7. Wofford	24	160	6.7
8. The Citadel	25	136	5.4
9. VMI	25	134	5.4
10. Western Carolina	27	133	4.9

TURNOVER MARGIN	G	Team	Avg.	Opp.	Avg.	Margin
1. UNCG	29	311	10.7	413	14.2	+3.5
2. Furman	25	313	12.5	370	14.8	+2.3
3. Chattanooga	26	289	11.1	344	13.2	+2.1
4. Wofford	24	306	12.8	312	13.0	+0.2
5. ETSU	25	339	13.6	344	13.8	+0.2
6. Mercer	29	355	12.2	342	11.8	-0.4
7. The Citadel	25	303	12.1	282	11.3	-0.8
8. Samford	19	308	16.2	271	14.3	-1.9
9. Western Carolina	27	382	14.1	321	11.9	-2.3
10. VMI	25	314	12.6	257	10.3	-2.3

ASSIST/TURNOVER RATIO	G	Ast.	Avg.	T/O	Avg.	Ratio
1. Furman	25	416	16.6	313	12.5	1.3
2. Mercer	29	468	16.1	355	12.2	1.3
3. The Citadel	25	389	15.6	303	12.1	1.3
4. VMI	25	393	15.7	314	12.6	1.3
5. Wofford	24	351	14.6	306	12.8	1.1
6. UNCG	29	347	12.0	311	10.7	1.1
7. Chattanooga	26	319	12.3	289	11.1	1.1
8. Western Carolina	27	359	13.3	382	14.1	0.9
9. Samford	19	283	14.9	308	16.2	0.9
10. ETSU	25	295	11.8	339	13.6	0.9

OFFENSIVE REBOUNDS	G	No.	Avg/G
1. UNCG	29	364	12.6
2. Samford	19	222	11.7
3. ETSU	25	255	10.2
4. The Citadel	25	237	9.5
5. Wofford	24	216	9.0
6. Furman	25	223	8.9
7. Mercer	29	243	8.4
8. Chattanooga	26	217	8.3
9. VMI	25	207	8.3
10. Western Carolina	27	211	7.8

DEFENSIVE REBOUNDS	G	No.	Avg/G
1. VMI	25	756	30.2
2. The Citadel	25	707	28.3
3. Samford	19	533	28.1
4. Western Carolina	27	717	26.6
5. Mercer	29	770	26.6
6. Furman	25	656	26.2
7. ETSU	25	642	25.7
8. Wofford	24	615	25.6
9. UNCG	29	742	25.6
10. Chattanooga	26	664	25.5

DEFENSIVE REB PCT.	G	D-Reb	Opp. OR	D-Reb%
1. Mercer	29	770	248	.756
2. Chattanooga	26	664	215	.755
3. Western Carolina	27	717	233	.755
4. The Citadel	25	707	236	.750
5. Samford	19	533	178	.750
6. VMI	25	756	253	.749
7. Furman	25	656	228	.742
8. UNCG	29	742	258	.742
9. Wofford	24	615	217	.739
10. ETSU	25	642	228	.738

OFFENSIVE REB PCT.	G	O-Reb	Opp. DR	O-Reb%
1. UNCG	29	364	755	.325
2. Samford	19	222	508	.304
3. ETSU	25	255	595	.300
4. Wofford	24	216	566	.276
5. Furman	25	223	597	.272
6. Mercer	29	243	688	.261
7. The Citadel	25	237	696	.254
8. VMI	25	207	660	.239
9. Chattanooga	26	217	692	.239
10. Western Carolina	27	211	710	.229

2020-21 Southern Conference
CONFERENCE BASKETBALL STATISTICS
Entering NCAA tournament (All games)

3-POINT FG MADE	G	No.	Avg/G
1. VMI	25	270	10.8
2. Wofford	24	246	10.3
3. The Citadel	25	256	10.2
4. Furman	25	242	9.7
5. Mercer	29	245	8.4
6. Chattanooga	26	218	8.4
7. Western Carolina	27	226	8.4
8. ETSU	25	201	8.0
9. Samford	19	151	7.9
10. UNCG	29	215	7.4

2020-21 Southern Conference
CONFERENCE BASKETBALL STATISTICS
Entering NCAA tournament (All games)

Team	Conference	Pct.	PF	PA	Overall	Pct.	PF	PA	Current unbeaten streak
UNCG	13-5	.722	73.9	67.4	21-8	.724	73.6	67.4	Mercer -- 3
Wofford	12-5	.706	73.9	70.4	15-9	.625	74.3	67.8	UNCG -- 3
Furman	10-5	.667	74.4	69.3	16-9	.640	79.6	68.9	
Chattanooga	9-7	.562	72.1	72.1	18-8	.692	72.6	69.3	
ETSU	8-7	.533	72.3	68.5	13-12	.520	69.4	66.2	
VMI	7-7	.500	80.5	78.1	13-12	.520	80.0	75.9	
Mercer	8-9	.471	74.8	74.3	18-11	.621	76.7	71.8	
The Citadel	5-11	.312	74.8	82.6	13-12	.520	80.8	78.4	
Western Carolina	4-13	.235	70.4	78.1	11-16	.407	75.5	78.9	
Samford	2-9	.182	71.5	80.4	6-13	.316	76.8	79.5	

TEAM SUMMARIES	G	PF-PA	Avg score	Margin	FG-FGA	Pct.	3FG-FGA	Pct.	FT-FTA	Pct.	RebF	RebA	Margin
Chattanooga	26	1888-1801	72.6-69.3	+3.3	667-1522	.438	218-607	.359	336-429	.783	881	907	-1.0
ETSU	25	1736-1654	69.4-66.2	+3.3	620-1416	.438	201-575	.350	295-423	.697	897	823	+3.0
Furman	25	1990-1723	79.6-68.9	+10.7	730-1499	.487	242-708	.342	288-398	.724	879	825	+2.2
Mercer	29	2225-2082	76.7-71.8	+4.9	810-1684	.481	245-652	.376	299-420	.712	1013	936	+2.7
Samford	19	1460-1510	76.8-79.5	-2.6	541-1218	.444	151-484	.312	227-331	.686	755	686	+3.6
The Citadel	25	2019-1959	80.8-78.4	+2.4	708-1566	.452	256-720	.356	347-495	.701	944	932	+0.5
UNCG	29	2135-1956	73.6-67.4	+6.2	778-1832	.425	215-713	.302	295-425	.694	1106	1013	+3.2
VMI	25	2001-1897	80.0-75.9	+4.2	706-1517	.465	270-711	.380	319-413	.772	963	913	+2.0
Western Carolina	27	2039-2129	75.5-78.9	-3.3	716-1577	.454	226-662	.341	381-525	.726	928	943	-0.6
Wofford	24	1784-1627	74.3-67.8	+6.5	646-1374	.470	246-692	.355	246-349	.705	831	783	+2.0

ATTENDANCE	Home	Average	Away	Average	Neutral	Average	Total	Average
Chattanooga	12-2846	237	13-5724	440	1-434	434	26-9004	346
ETSU	12-5479	457	8-4898	612	5-584	117	25-10961	438
Furman	12-3000	250	12-6039	503	1-512	512	25-9551	382
Mercer	13-11949	919	12-4426	369	3-938	313	28-17313	618
Samford	9-4246	472	9-3678	409	1-422	422	19-8346	439
The Citadel	14-6687	478	9-3524	392	2-0	0	25-10211	408
UNCG	10-562	56	13-3602	277	5-3013	603	28-7177	256
VMI	12-2068	172	11-3955	360	2-1028	514	25-7051	282
Western Carolina	11-0	0	13-5871	452	3-0	0	27-5871	217
Wofford	12-427	36	10-2690	269	2-0	0	24-3117	130
Totals	117-37264	318	110-44407	404	25-6931	277	252-88602	352

2020-21 Southern Conference
INDIVIDUAL BASKETBALL STATISTICS
Entering NCAA tournament (All games)

To be ranked, a player must appear in at least 75.0% of their team's games.

SCORING								REBOUNDING							
	Cl	G	FG	3FG	FT	Pts	Avg/G		Cl	G	Off	Def	Total	Avg/G	
1. Isaiah Miller-UNCG	Sr	28	230	10	70	540	19.3	1. Hayden Brown-CIT	Jr	24	55	197	252	10.5	
2. Hayden Brown-CIT	Jr	24	159	26	107	451	18.8	2. Malachi Smith-UTC	So	25	40	181	221	8.8	
3. Greg Parham-VMI	Sr	25	167	64	62	460	18.4	3. Jake Stephens-VMI	Jr	25	31	164	195	7.8	
4. Storm Murphy-WOF	Sr	24	143	70	70	426	17.8	4. Felipe Haase-MER	Jr	29	41	180	221	7.6	
5. Kaiden Rice-CIT	Sr	25	151	92	47	441	17.6	5. Myles Lewis-VMI	Sr	22	42	122	164	7.5	
6. Mason Faulkner-WCU	Sr	22	120	33	99	372	16.9	6. Damari Monsanto-ETSU	Fr	25	37	146	183	7.3	
7. Malachi Smith-UTC	So	25	151	36	81	419	16.8	7. Mohammed Abdulsalam-UNCG	Jr	29	87	115	202	7.0	
8. Ledarius Brewer-ETSU	Jr	24	142	59	45	388	16.2	8. Isaiah Miller-UNCG	Sr	28	44	148	192	6.9	
9. David Jean-Baptiste-UTC	Sr	22	133	59	29	354	16.1	9. Clay Mounce-FUR	Sr	25	49	108	157	6.3	
10. Mike Bothwell-FUR	Jr	25	147	30	66	390	15.6	10. Sean Conway-VMI	So	25	29	125	154	6.2	
11. Noah Gurley-FUR	Jr	25	146	38	56	386	15.4	11. Xavier Cork-WCU	So	27	58	108	166	6.1	
12. Jake Stephens-VMI	Jr	25	122	34	95	373	14.9	12. Silas Adheke-ETSU	Sr	25	56	94	150	6.0	
13. Clay Mounce-FUR	Sr	25	129	49	38	345	13.8	13. Noah Gurley-FUR	Jr	25	30	114	144	5.8	
14. Neftali Alvarez-MER	So	27	126	23	84	359	13.3	14. Mason Faulkner-WCU	Sr	22	22	99	121	5.5	
15. Ross Cummings-MER	Sr	29	134	73	43	384	13.2	15. Jalen Slawson-FUR	Jr	25	30	103	133	5.3	
16. Kamdyn Curfman-VMI	So	25	107	70	33	317	12.7	16. Messiah Jones-WOF	So	20	49	53	102	5.1	
17. Xavier Cork-WCU	So	27	143	0	56	342	12.7	17. Mike Bothwell-FUR	Jr	25	37	86	123	4.9	
18. Fletcher Abee-CIT	So	23	92	59	43	286	12.4	18. A.J. Caldwell-UTC	Jr	26	13	110	123	4.7	
19. Leon Ayers III-MER	Jr	29	138	30	48	354	12.2	19. Stephen Clark-CIT	So	25	30	86	116	4.6	
20. Matt Halvorsen-WCU	Sr	27	92	83	60	327	12.1	20. Tyler Harris-WCU	So	27	33	92	125	4.6	
21. Felipe Haase-MER	Jr	29	126	59	35	346	11.9								
22. Stefan Kenic-UTC	Sr	26	94	34	84	306	11.8								
23. Damari Monsanto-ETSU	Fr	25	102	52	38	294	11.8								
24. David Sloan-ETSU	Sr	24	90	27	60	267	11.1								
25. Alex Hunter-FUR	Sr	25	97	63	21	278	11.1								
26. Tray Hollowell-WOF	Sr	24	93	60	20	266	11.1								
27. Messiah Jones-WOF	So	20	90	1	25	206	10.3								
28. Myles Lewis-VMI	Sr	22	93	3	37	226	10.3								
29. Sean Conway-VMI	So	25	86	57	23	252	10.1								
30. A.J. Staton-McCray-SAM	Fr	19	62	27	36	187	9.8								

FIELD GOAL PCT						ASSISTS				
	Cl	G	FGM	FGA	Pct.		Cl	G	No.	Avg/G
1. Xavier Cork-WCU	So	27	143	223	.641	1. Mason Faulkner-WCU	Sr	22	106	4.8
2. Hayden Brown-CIT	Jr	24	159	313	.508	2. Storm Murphy-WOF	Sr	24	104	4.3
3. Noah Gurley-FUR	Jr	25	146	299	.488	3. David Sloan-ETSU	Sr	24	103	4.3
4. Greg Parham-VMI	Sr	25	167	345	.484	4. Neftali Alvarez-MER	So	27	113	4.2
5. Mike Bothwell-FUR	Jr	25	147	304	.484	5. Tyler Moffe-CIT	Sr	22	91	4.1
6. Clay Mounce-FUR	Sr	25	129	269	.480	6. Greg Parham-VMI	Sr	25	101	4.0
7. Storm Murphy-WOF	Sr	24	143	304	.470	7. Isaiah Miller-UNCG	Sr	28	111	4.0
8. Ledarius Brewer-ETSU	Jr	24	142	303	.469	8. Alex Hunter-FUR	Sr	25	91	3.6
9. Isaiah Miller-UNCG	Sr	28	230	494	.466	9. Jake Stephens-VMI	Jr	25	85	3.4
10. Malachi Smith-UTC	So	25	151	328	.460	10. Keyshaun Langley-UNCG	So	29	98	3.4
11. Mason Faulkner-WCU	Sr	22	120	264	.455	11. Malachi Smith-UTC	So	25	82	3.3
12. David Jean-Baptiste-UTC	Sr	22	133	311	.428	12. Ryan Larson-WOF	Jr	21	68	3.2
13. Kaiden Rice-CIT	Sr	25	151	365	.414	13. Richardson Maitre-SAM	Sr	15	47	3.1
						14. Jeff Gary-MER	Jr	29	88	3.0
						15. Mike Bothwell-FUR	Jr	25	73	2.9

2020-21 Southern Conference
INDIVIDUAL BASKETBALL STATISTICS
Entering NCAA tournament (All games)

FREE THROW PCT		Cl	G	FTM	FTA	Pct.
1.	Stefan Kenic-UTC	Sr	26	84	96	.875
2.	Storm Murphy-WOF	Sr	24	70	83	.843
3.	Mike Bothwell-FUR	Jr	25	66	80	.825
4.	Jake Stephens-VMI	Jr	25	95	117	.812
5.	Malachi Smith-UTC	So	25	81	101	.802
6.	Neftali Alvarez-MER	So	27	84	106	.792
7.	Mason Faulkner-WCU	Sr	22	99	130	.762
8.	David Sloan-ETSU	Sr	24	60	81	.741
9.	Hayden Brown-CIT	Jr	24	107	152	.704
10.	Isaiah Miller-UNCG	Sr	28	70	111	.631

STEALS		Cl	G	No.	Avg/G
1.	Isaiah Miller-UNCG	Sr	28	72	2.6
2.	A.J. Staton-McCray-SAM	Fr	19	32	1.7
3.	Mike Bothwell-FUR	Jr	25	41	1.6
4.	David Jean-Baptiste-UTC	Sr	22	36	1.6
5.	Ledarius Brewer-ETSU	Jr	24	36	1.5
6.	Malachi Smith-UTC	So	25	37	1.5
7.	Neftali Alvarez-MER	So	27	38	1.4
8.	Jeff Gary-MER	Jr	29	37	1.3
9.	Max Klesmit-WOF	Fr	19	24	1.3
10.	Leon Ayers III-MER	Jr	29	36	1.2
11.	Jalen Slawson-FUR	Jr	25	31	1.2
12.	Mason Faulkner-WCU	Sr	22	27	1.2
13.	A.J. Caldwell-UTC	Jr	26	30	1.2
14.	Ryan Larson-WOF	Jr	21	24	1.1
15.	Keyshaun Langley-UNCG	So	29	33	1.1

3-POINT FG PCT		Cl	G	3FG	FGA	Pct.
1.	Greg Parham-VMI	Sr	25	64	147	.435
2.	A.J. Caldwell-UTC	Jr	26	40	97	.412
3.	Kamdyn Curfman-VMI	So	25	70	172	.407
4.	Sean Conway-VMI	So	25	57	141	.404
5.	Alex Hunter-FUR	Sr	25	63	156	.404
6.	Ross Cummings-MER	Sr	29	73	181	.403
7.	Storm Murphy-WOF	Sr	24	70	175	.400
8.	Felipe Haase-MER	Jr	29	59	150	.393
9.	Matt Halvorsen-WCU	Sr	27	83	214	.388
10.	Ledarius Brewer-ETSU	Jr	24	59	153	.386
11.	David Jean-Baptiste-UTC	Sr	22	59	155	.381
12.	Fletcher Abee-CIT	So	23	59	159	.371
13.	Mason Faulkner-WCU	Sr	22	33	93	.355
14.	Damari Monsanto-ETSU	Fr	25	52	147	.354
15.	Kaiden Rice-CIT	Sr	25	92	264	.348

3-POINT FG MADE		Cl	G	3FG	Avg/G
1.	Kaiden Rice-CIT	Sr	25	92	3.7
2.	Matt Halvorsen-WCU	Sr	27	83	3.1
3.	Storm Murphy-WOF	Sr	24	70	2.9
4.	Kamdyn Curfman-VMI	So	25	70	2.8
5.	David Jean-Baptiste-UTC	Sr	22	59	2.7
6.	Fletcher Abee-CIT	So	23	59	2.6
7.	Greg Parham-VMI	Sr	25	64	2.6
8.	Alex Hunter-FUR	Sr	25	63	2.5
9.	Ross Cummings-MER	Sr	29	73	2.5
10.	Tray Hollowell-WOF	Sr	24	60	2.5
11.	Ledarius Brewer-ETSU	Jr	24	59	2.5
12.	Sean Conway-VMI	So	25	57	2.3
13.	Damari Monsanto-ETSU	Fr	25	52	2.1
14.	Felipe Haase-MER	Jr	29	59	2.0
15.	Clay Mounce-FUR	Sr	25	49	2.0

BLOCKED SHOTS		Cl	G	No.	Avg/G
1.	Hayden Koval-UNCG	Sr	29	64	2.2
2.	Stephen Clark-CIT	So	25	46	1.8
3.	Jake Stephens-VMI	Jr	25	41	1.6
4.	Xavier Cork-WCU	So	27	37	1.4
5.	Jalen Slawson-FUR	Jr	25	30	1.2
6.	Noah Gurley-FUR	Jr	25	27	1.1
7.	Jacob Tryon-SAM	Sr	18	16	0.9
8.	Silas Adheke-ETSU	Sr	25	22	0.9
9.	Myles Lewis-VMI	Sr	22	17	0.8
10.	Sam Godwin-WOF	Fr	22	16	0.7
11.	Tyler Harris-WCU	So	27	17	0.6
12.	Ledarius Brewer-ETSU	Jr	24	14	0.6
13.	Clay Mounce-FUR	Sr	25	14	0.6
14.	James Glisson III-MER	So	26	13	0.5
	Messiah Jones-WOF	So	20	10	0.5

ASSIST/TURNOVER RATIO		Cl	G	Ast.	T/O	Ratio
1.	Alex Hunter-FUR	Sr	25	91	34	2.7
2.	Jeff Gary-MER	Jr	29	88	35	2.5
3.	Ryan Larson-WOF	Jr	21	68	34	2.0
4.	Keyshaun Langley-UNCG	So	29	98	52	1.9
5.	Greg Parham-VMI	Sr	25	101	55	1.8
6.	Tyler Moffe-CIT	Sr	22	91	52	1.8
7.	David Sloan-ETSU	Sr	24	103	60	1.7
8.	Storm Murphy-WOF	Sr	24	104	65	1.6
9.	Richardson Maitre-SAM	Sr	15	47	32	1.5
10.	Mason Faulkner-WCU	Sr	22	106	76	1.4
11.	Jake Stephens-VMI	Jr	25	85	61	1.4
12.	Isaiah Miller-UNCG	Sr	28	111	84	1.3
13.	Neftali Alvarez-MER	So	27	113	94	1.2
14.	Malachi Smith-UTC	So	25	82	75	1.1

2020-21 Southern Conference
INDIVIDUAL BASKETBALL STATISTICS
Entering NCAA tournament (All games)

OFFENSIVE REBOUNDS				
	Cl	G	No.	Avg/G
1. Mohammed Abdulsalam-UNCG	Jr	29	87	3.0
2. Messiah Jones-WOF	So	20	49	2.5
3. Hayden Brown-CIT	Jr	24	55	2.3
4. Silas Adheke-ETSU	Sr	25	56	2.2
5. Xavier Cork-WCU	So	27	58	2.1
6. Sam Godwin-WOF	Fr	22	44	2.0
7. Clay Mounce-FUR	Sr	25	49	2.0
8. Myles Lewis-VMI	Sr	22	42	1.9
9. Logan Dye-SAM	Jr	19	32	1.7
10. Malachi Smith-UTC	So	25	40	1.6
11. Isaiah Miller-UNCG	Sr	28	44	1.6
12. Mike Bothwell-FUR	Jr	25	37	1.5
Damari Monsanto-ETSU	Fr	25	37	1.5
14. Vonnie Patterson-ETSU	Sr	25	36	1.4
15. James Glisson III-MER	So	26	37	1.4

DEFENSIVE REBOUNDS				
	Cl	G	No.	Avg/G
1. Hayden Brown-CIT	Jr	24	197	8.2
2. Malachi Smith-UTC	So	25	181	7.2
3. Jake Stephens-VMI	Jr	25	164	6.6
4. Felipe Haase-MER	Jr	29	180	6.2
5. Damari Monsanto-ETSU	Fr	25	146	5.8
6. Myles Lewis-VMI	Sr	22	122	5.5
7. Isaiah Miller-UNCG	Sr	28	148	5.3
8. Sean Conway-VMI	So	25	125	5.0
9. Noah Gurley-FUR	Jr	25	114	4.6
10. Mason Faulkner-WCU	Sr	22	99	4.5
11. Clay Mounce-FUR	Sr	25	108	4.3
12. Ryan Larson-WOF	Jr	21	90	4.3
13. A.J. Caldwell-UTC	Jr	26	110	4.2
14. Jalen Slawson-FUR	Jr	25	103	4.1
15. Xavier Cork-WCU	So	27	108	4.0

MINUTES PLAYED				
	Cl	G	No.	Avg/G
1. Matt Halvorsen-WCU	Sr	27	971	36.0
2. Malachi Smith-UTC	So	25	894	35.8
3. Storm Murphy-WOF	Sr	24	825	34.4
4. Mason Faulkner-WCU	Sr	22	752	34.2
5. David Jean-Baptiste-UTC	Sr	22	751	34.1
6. Kamdyn Curfman-VMI	So	25	853	34.1
7. Greg Parham-VMI	Sr	25	849	34.0
8. Kaiden Rice-CIT	Sr	25	845	33.8
9. A.J. Caldwell-UTC	Jr	26	850	32.7
10. Ross Cummings-MER	Sr	29	948	32.7

2020-21 Southern Conference
Conference Team Highs
Entering NCAA tournament (All games)

TEAM HIGHS (highest totals made by)

Points	133	Samford vs Belhaven (12/21/20)
	118	Furman vs South Carolina State (12/21/20)
	112	ETSU vs The Citadel (01/30/21)
	111	Wofford vs Carver (11/28/20)
	110	VMI vs The Citadel (01/16/21)
Margin	74 (111-37)	Wofford vs Carver (11/28/20)
	66 (118-52)	Furman vs South Carolina State (12/21/20)
	51 (102-51)	The Citadel vs Carver (12/09/20)
	49 (133-84)	Samford vs Belhaven (12/21/20)
	42 (100-58)	The Citadel vs Toccoa Falls (12/05/20)
Field goals made	42 (96-54)	ETSU vs Columbia Int'l (12/17/20)
	48	Wofford vs Carver (11/28/20)
	47	Samford vs Belhaven (12/21/20)
	42	Furman vs South Carolina State (12/21/20)
	41	VMI vs Camp. Harrodsburg (12/15/20)
Field goal attempts	39	Western Carolina at North Carolina A&T (12/12/20)
	85	UNCG at North Carolina A&T (12/22/20)
	82	UNCG at Coppin State (12/10/20)
	79	UNCG at VMI (02/17/21)
	77	Chattanooga vs Lander (11/25/20)
Field goal percentage	77	UNCG vs Western Carolina (02/24/21)
	.700 (42-60)	Furman vs South Carolina State (12/21/20)
	.667 (48-72)	Wofford vs Carver (11/28/20)
	.653 (47-72)	Samford vs Belhaven (12/21/20)
	.633 (31-49)	Wofford vs Samford (01/02/21)
3-Pt FG made	.625 (30-48)	Western Carolina vs Newberry (12/03/20)
	22	Samford vs Belhaven (12/21/20)
	21	VMI vs Camp. Harrodsburg (12/15/20)
	21	Furman vs South Carolina State (12/21/20)
	18	The Citadel vs Piedmont (11/25/20)
3-Pt FG attempts	18	The Citadel vs Columbia Int'l (12/07/20)
	42	VMI vs Camp. Harrodsburg (12/15/20)
	40	Samford vs Belhaven (12/21/20)
	40	Furman vs Wofford (02/06/21)
	39	The Citadel vs Piedmont (11/25/20)
	39	Western Carolina vs Piedmont (11/30/20)
	39	Wofford vs USF (12/12/20)
	39	VMI at Samford (12/30/20)
	39	Furman at VMI (01/20/21)
	39	Wofford vs VMI (02/03/21)
39	VMI vs Samford (02/13/21)	
3-Pt percentage	.600 (21-35)	Furman vs South Carolina State (12/21/20)
	.588 (10-17)	VMI vs Chattanooga (01/02/21)
	.571 (16-28)	Wofford vs Samford (01/02/21)
	.563 (18-32)	The Citadel vs Columbia Int'l (12/07/20)
	.550 (22-40)	Samford vs Belhaven (12/21/20)
Free throws made	.550 (11-20)	Western Carolina vs Newberry (12/03/20)
	30	The Citadel at Longwood (12/19/20)
	30	Western Carolina at Mercer (01/16/21)
	27	Furman vs USC Upstate (11/28/20)
	26	Chattanooga at Tennessee State (12/22/20)
Free throw attempts	26	VMI vs The Citadel (01/16/21)
	26	ETSU vs The Citadel (01/30/21)
	38	The Citadel at Longwood (12/19/20)
	36	Western Carolina at Mercer (01/16/21)

	35		Western Carolina at Col. of Charleston (12/18/20)
	34		Furman vs USC Upstate (11/28/20)
	34		Furman at Winthrop (12/19/20)
Free throw percentage	1.000	(9-9)	Mercer at Western Carolina (02/27/21)
	1.000	(6-6)	Chattanooga at UNCG (02/20/21)
	1.000	(5-5)	Wofford vs Mercer (03/06/21)
	1.000	(4-4)	Wofford vs Mercer (01/30/21)
	.944	(17-18)	Mercer at Georgia Tech (11/27/20)
	.944	(17-18)	VMI at George Mason (12/21/20)
	.944	(17-18)	Chattanooga at The Citadel (01/09/21)
Rebounds	63		UNCG at North Carolina A&T (12/22/20)
	58		The Citadel vs Carver (12/09/20)
	55		Furman vs Southern Wesleyan (12/02/20)
	54		Wofford vs Carver (11/28/20)
	52		Chattanooga vs Lander (11/25/20)
	52		The Citadel vs Columbia Int'l (12/07/20)
	52		UNCG at Coppin State (12/10/20)
	52		VMI vs Samford (02/13/21)
Assists	36		Samford vs Belhaven (12/21/20)
	33		VMI vs Camp. Harrodsburg (12/15/20)
	33		Furman vs South Carolina State (12/21/20)
	26		The Citadel vs Toccoa Falls (12/05/20)
	26		VMI vs Greensboro (12/08/20)
Steals	18		Mercer vs Samford (02/08/21)
	17		The Citadel vs Toccoa Falls (12/05/20)
	15		VMI vs St. Andrews (11/25/20)
	15		UNCG vs VMI (01/30/21)
	14		Wofford vs Carver (11/28/20)
	14		Furman vs Mercer (01/02/21)
Blocked shots	10		The Citadel vs ETSU (02/10/21)
	9		Furman vs The Citadel (02/24/21)
	8		The Citadel vs Furman (01/13/21)
	8		Furman vs UNCG (02/08/21)
	7		The Citadel vs Piedmont (11/25/20)
	7		UNCG vs Little Rock (11/27/20)
	7		UNCG vs Duquesne (12/02/20)
	7		The Citadel vs North Carolina A&T (12/03/20)
	7		Western Carolina vs Newberry (12/03/20)
	7		Mercer vs Southern Wesleyan (12/06/20)
	7		The Citadel vs Presbyterian (12/22/20)
	7		VMI at Samford (12/30/20)
	7		The Citadel vs Chattanooga (01/09/21)
	7		UNCG vs The Citadel (01/18/21)
Turnovers	27		Samford at Mercer (02/08/21)
	25		VMI at Penn State (11/28/20)
	23		ETSU vs Abilene Christian (11/25/20)
	23		Furman at Winthrop (12/19/20)
	22		Mercer at Georgia Southern (12/13/20)
	22		Wofford vs Samford (01/02/21)
Fouls	30		Samford at Belmont (12/05/20)
	30		Samford at Troy (12/16/20)
	29		Mercer vs Western Carolina (01/16/21)
	28		UNCG vs Winthrop (12/01/20)
	27		The Citadel at Longwood (12/19/20)

2020-21 Southern Conference
Conference Individual Highs
Entering NCAA tournament (All games)

INDIVIDUAL PLAYER GAME HIGHS

Points	37		Hayden Brown (The Citadel) vs Chattanooga (01/09/21)
	33		Jake Stephens (VMI) vs The Citadel (01/16/21)
	32		Mike Bothwell (Furman) vs ETSU (01/16/21)
	32		Isaiah Miller (UNCG) at ETSU (02/27/21)
	31		Hayden Brown (The Citadel) vs Columbia Int'l (12/07/20)
Field goals made	15		Isaiah Miller (UNCG) vs The Citadel (01/18/21)
	13		Hayden Brown (The Citadel) vs Columbia Int'l (12/07/20)
	13		Isaiah Miller (UNCG) at ETSU (02/27/21)
	12		Jake Stephens (VMI) vs The Citadel (01/16/21)
	12		Kamar Robertson (Mercer) vs Chattanooga (02/24/21)
Field goal attempts	27		Isaiah Miller (UNCG) vs Western Carolina (02/24/21)
	25		Isaiah Miller (UNCG) at Coppin State (12/10/20)
	25		Isaiah Miller (UNCG) vs The Citadel (01/18/21)
	23		Isaiah Miller (UNCG) at VMI (02/17/21)
	22		Jake Stephens (VMI) vs The Citadel (01/16/21)
	22		Isaiah Miller (UNCG) vs Mercer (01/27/21)
	22		Noah Gurley (Furman) at Wofford (02/27/21)
Field goal percentage	1.000	(12-12)	Kamar Robertson (Mercer) vs Chattanooga (02/24/21)
	1.000	(9-9)	Maciej Bender (Mercer) vs Columbia Int'l (12/05/20)
	1.000	(8-8)	Garrett Hien (Furman) vs Tusculum (11/25/20)
	.889	(8-9)	Logan Dye (Samford) vs Alabama A&M (11/29/20)
	.833	(10-12)	Xavier Cork (Western Carolina) at North Carolina A&T (12/12/20)
	.833	(10-12)	Clay Mounce (Furman) at The Citadel (01/13/21)
3-Pt FG made	9		Kaiden Rice (The Citadel) vs Piedmont (11/25/20)
	7		Matt Halvorsen (Western Carolina) at North Carolina A&T (12/12/20)
	7		Hayden Brown (The Citadel) vs Chattanooga (01/09/21)
	7		Greg Parham (VMI) vs Wofford (01/13/21)
	7		Sean Conway (VMI) vs The Citadel (01/16/21)
	7		Kaiden Rice (The Citadel) at VMI (01/16/21)
	7		Alex Hunter (Furman) vs Samford (02/17/21)
	7		Stefan Kenic (Chattanooga) vs Western Carolina (02/17/21)
3-Pt FG attempts	18		Kaiden Rice (The Citadel) vs Piedmont (11/25/20)
	16		Kaiden Rice (The Citadel) vs North Carolina A&T (12/03/20)
	16		Kaiden Rice (The Citadel) at Wofford (02/17/21)
	15		Tray Hollowell (Wofford) vs USF (12/12/20)
	15		Matt Halvorsen (Western Carolina) at Wofford (01/23/21)
	15		Clay Mounce (Furman) vs Wofford (02/06/21)
3-Pt percentage	1.000	(7-7)	Stefan Kenic (Chattanooga) vs Western Carolina (02/17/21)
	1.000	(5-5)	Tray Hollowell (Wofford) at VMI (01/13/21)
	1.000	(5-5)	Tyler Mofe (The Citadel) vs Wofford (01/27/21)
	1.000	(5-5)	Kameron Gibson (Western Carolina) at UNCG (02/24/21)
	.875	(7-8)	Greg Parham (VMI) vs Wofford (01/13/21)
Free throws made	16		Mason Faulkner (Western Carolina) at Mercer (01/16/21)
	12		Jake Stephens (VMI) vs Samford (02/13/21)
	11		Hayden Brown (The Citadel) at Longwood (12/19/20)
	11		Stefan Kenic (Chattanooga) at Tennessee State (12/22/20)
	10		Neftali Alvarez (Mercer) at Georgia Tech (11/27/20)
	10		Jake Stephens (VMI) at Gardner-Webb (12/18/20)
	10		Jake Stephens (VMI) at George Mason (12/21/20)
	10		Malachi Smith (Chattanooga) at Tennessee State (12/22/20)
	10		Hayden Brown (The Citadel) vs Chattanooga (01/09/21)
	10		Neftali Alvarez (Mercer) vs Western Carolina (01/16/21)
	10		Xavier Cork (Western Carolina) at Samford (01/18/21)
	10		Neftali Alvarez (Mercer) vs Samford (02/08/21)
	10		Mason Faulkner (Western Carolina) vs The Citadel (03/05/21)

Free throw attempts	18	Mason Faulkner (Western Carolina) at Mercer (01/16/21)
	14	Isaiah Miller (UNCG) at Samford (01/14/21)
	14	Neftali Alvarez (Mercer) vs Samford (02/08/21)
	14	Jake Stephens (VMI) vs Samford (02/13/21)
	14	Mason Faulkner (Western Carolina) vs The Citadel (03/05/21)
Free throw percentage	1.000 (10-10)	Jake Stephens (VMI) at George Mason (12/21/20)
	1.000 (9-9)	Mike Bothwell (Furman) vs USC Upstate (11/28/20)
	1.000 (9-9)	Matt Halvorsen (Western Carolina) at UNC Asheville (11/28/20)
	1.000 (9-9)	Cory Hightower (Western Carolina) at Col. of Charleston (12/18/20)
	1.000 (8-8)	Stefan Kenic (Chattanooga) at UAB (12/19/20)
	1.000 (8-8)	Storm Murphy (Wofford) vs Samford (01/02/21)
	1.000 (8-8)	Ledarius Brewer (ETSU) vs The Citadel (01/30/21)
Rebounds	21	Hayden Brown (The Citadel) vs Columbia Int'l (12/07/20)
	17	Hayden Brown (The Citadel) at Western Carolina (02/01/21)
	16	Hayden Brown (The Citadel) vs Piedmont (11/25/20)
	16	Felipe Haase (Mercer) at Georgia Southern (12/13/20)
	16	Clay Mounce (Furman) at UNCG (02/10/21)
	16	Jake Stephens (VMI) at The Citadel (02/20/21)
	16	Mohammed Abdulsalam (UNCG) vs Western Carolina (02/24/21)
	16	Mohammed Abdulsalam (UNCG) vs Western Carolina (02/24/21)
Assists	11	Tyler Moffe (The Citadel) vs Presbyterian (12/22/20)
	11	Storm Murphy (Wofford) vs Samford (01/02/21)
	10	Tyler Moffe (The Citadel) vs Western Carolina (02/06/21)
	9	Neftali Alvarez (Mercer) at Georgia Tech (11/27/20)
	9	Jalen Slawson (Furman) at Col. of Charleston (12/05/20)
	9	Keyshaun Langley (UNCG) at North Carolina A&T (12/22/20)
	9	Greg Parham (VMI) vs UNCG (02/17/21)
	9	Storm Murphy (Wofford) vs The Citadel (02/17/21)
	9	Mason Faulkner (Western Carolina) vs Mercer (02/27/21)
Steals	7	Ledarius Brewer (ETSU) vs Western Carolina (12/30/20)
	7	Isaiah Miller (UNCG) vs VMI (01/30/21)
	6	Mike Bothwell (Furman) vs Mercer (01/02/21)
	6	Isaiah Miller (UNCG) at Furman (02/08/21)
	6	Jeff Gary (Mercer) vs Samford (02/08/21)
Blocked shots	7	Hayden Koval (UNCG) vs Little Rock (11/27/20)
	6	Hayden Koval (UNCG) at North Carolina A&T (12/22/20)
	5	Stephen Clark (The Citadel) vs North Carolina A&T (12/03/20)
	5	Xavier Cork (Western Carolina) vs Newberry (12/03/20)
	5	Jake Stephens (VMI) at Samford (12/30/20)
	5	Stephen Clark (The Citadel) vs Chattanooga (01/09/21)
	5	Stephen Clark (The Citadel) vs Furman (01/13/21)
	5	Jalen Slawson (Furman) vs UNCG (02/08/21)
	5	Noah Gurley (Furman) vs The Citadel (02/24/21)
Turnovers	8	David Sloan (ETSU) at Alabama (12/22/20)
	7	Neftali Alvarez (Mercer) vs North Georgia (11/25/20)
	7	Messiah Jones (Wofford) at Richmond (12/07/20)
	7	Storm Murphy (Wofford) vs UNCG (01/06/21)
	7	Ledarius Brewer (ETSU) vs Chattanooga (03/06/21)

2020-21 Southern Conference
CONFERENCE BASKETBALL STATISTICS
Final (Conference games only)

SCORING OFFENSE	G	W-L	Pts	Avg/G
1. VMI	14	7-7	1127	80.5
2. The Citadel	16	5-11	1197	74.8
3. Mercer	17	8-9	1271	74.8
4. Furman	15	10-5	1116	74.4
5. UNCG	18	13-5	1331	73.9
6. Wofford	17	12-5	1256	73.9
7. ETSU	15	8-7	1085	72.3
8. Chattanooga	16	9-7	1153	72.1
9. Samford	11	2-9	787	71.5
10. Western Carolina	17	4-13	1197	70.4

SCORING DEFENSE	G	Pts	Avg/G
1. UNCG	18	1213	67.4
2. ETSU	15	1027	68.5
3. Furman	15	1040	69.3
4. Wofford	17	1197	70.4
5. Chattanooga	16	1153	72.1
6. Mercer	17	1263	74.3
7. VMI	14	1093	78.1
8. Western Carolina	17	1328	78.1
9. Samford	11	884	80.4
10. The Citadel	16	1322	82.6

SCORING MARGIN	G	Offense	Defense	Margin
1. UNCG	18	73.9	67.4	+6.6
2. Furman	15	74.4	69.3	+5.1
3. ETSU	15	72.3	68.5	+3.9
4. Wofford	17	73.9	70.4	+3.5
5. VMI	14	80.5	78.1	+2.4
6. Mercer	17	74.8	74.3	+0.5
7. Chattanooga	16	72.1	72.1	+0.0
8. Western Carolina	17	70.4	78.1	-7.7
9. The Citadel	16	74.8	82.6	-7.8
10. Samford	11	71.5	80.4	-8.8

FREE THROW PCT	G	FTM	FTA	Pct.
1. Chattanooga	16	188	234	.803
2. Wofford	17	176	230	.765
3. VMI	14	188	249	.755
4. Western Carolina	17	207	280	.739
5. Mercer	17	177	244	.725
6. ETSU	15	180	252	.714
7. Furman	15	134	189	.709
8. UNCG	18	177	255	.694
9. The Citadel	16	206	297	.694
10. Samford	11	126	188	.670

FIELD GOAL PERCENTAGE	G	FGM	FGA	Pct.
1. Mercer	17	478	993	.481
2. Furman	15	423	894	.473
3. Wofford	17	455	966	.471
4. VMI	14	392	846	.463
5. ETSU	15	389	863	.451
6. Western Carolina	17	428	967	.443
7. Chattanooga	16	413	941	.439
8. The Citadel	16	426	981	.434
9. UNCG	18	508	1172	.433
10. Samford	11	294	682	.431

FIELD GOAL PCT DEFENSE	G	FGM	FGA	Pct.
1. UNCG	18	419	1018	.412
2. VMI	14	406	939	.432
3. ETSU	15	360	808	.446
4. Wofford	17	442	989	.447
5. Furman	15	382	842	.454
6. Chattanooga	16	424	929	.456
7. Samford	11	304	660	.461
8. Mercer	17	467	1012	.461
9. The Citadel	16	502	1059	.474
10. Western Carolina	17	500	1049	.477

3-POINT FG PCT	G	3FGM	3FGA	Pct.
1. VMI	14	155	398	.389
2. ETSU	15	127	333	.381
3. Mercer	17	138	376	.367
4. Wofford	17	170	469	.362
5. Chattanooga	16	139	386	.360
6. Western Carolina	17	134	397	.338
7. Furman	15	136	419	.325
8. The Citadel	16	139	431	.323
9. UNCG	18	138	445	.310
10. Samford	11	73	264	.277

3-POINT FG PCT DEFENSE	G	3FGM	3FGA	Pct.
1. The Citadel	16	123	384	.320
2. UNCG	18	151	465	.325
3. VMI	14	136	407	.334
4. ETSU	15	130	386	.337
5. Mercer	17	136	400	.340
6. Wofford	17	154	439	.351
7. Furman	15	118	335	.352
8. Chattanooga	16	128	361	.355
9. Western Carolina	17	149	417	.357
10. Samford	11	124	324	.383

REBOUNDING OFFENSE	G	Rebounds	Avg/G
1. VMI	14	533	38.1
2. Samford	11	418	38.0
3. UNCG	18	682	37.9
4. ETSU	15	531	35.4
5. The Citadel	16	564	35.2
6. Furman	15	511	34.1
7. Western Carolina	17	565	33.2
8. Mercer	17	562	33.1
9. Wofford	17	558	32.8
10. Chattanooga	16	518	32.4

REBOUNDING DEFENSE	G	Rebounds	Avg/G
1. ETSU	15	471	31.4
2. Furman	15	480	32.0
3. Mercer	17	564	33.2
4. Wofford	17	565	33.2
5. Western Carolina	17	587	34.5
6. Chattanooga	16	569	35.6
7. Samford	11	393	35.7
8. UNCG	18	658	36.6
9. VMI	14	527	37.6
10. The Citadel	16	628	39.2

2020-21 Southern Conference
CONFERENCE BASKETBALL STATISTICS
Final (Conference games only)

REBOUNDING MARGIN	G	Team	Avg.	Opp.	Avg.	Margin
1.	ETSU	15	531	35.4	471	31.4 +4.0
2.	Samford	11	418	38.0	393	35.7 +2.3
3.	Furman	15	511	34.1	480	32.0 +2.1
4.	UNCG	18	682	37.9	658	36.6 +1.3
5.	VMI	14	533	38.1	527	37.6 +0.4
6.	Mercer	17	562	33.1	564	33.2 -0.1
7.	Wofford	17	558	32.8	565	33.2 -0.4
8.	Western Carolina	17	565	33.2	587	34.5 -1.3
9.	Chattanooga	16	518	32.4	569	35.6 -3.2
10.	The Citadel	16	564	35.2	628	39.2 -4.0

BLOCKED SHOTS	G	No.	Avg/G
1.	The Citadel	16	72 4.5
2.	UNCG	18	65 3.6
3.	Furman	15	53 3.5
4.	VMI	14	46 3.3
5.	Mercer	17	47 2.8
6.	Western Carolina	17	43 2.5
7.	Samford	11	27 2.5
8.	ETSU	15	36 2.4
9.	Wofford	17	35 2.1
10.	Chattanooga	16	30 1.9

ASSISTS	G	No.	Avg/G
1.	Mercer	17	272 16.0
2.	VMI	14	219 15.6
3.	Furman	15	224 14.9
4.	The Citadel	16	232 14.5
5.	Wofford	17	241 14.2
6.	Samford	11	146 13.3
7.	Western Carolina	17	217 12.8
8.	Chattanooga	16	195 12.2
9.	UNCG	18	217 12.1
10.	ETSU	15	178 11.9

STEALS	G	No.	Avg/G
1.	UNCG	18	139 7.7
2.	Furman	15	114 7.6
3.	ETSU	15	111 7.4
4.	Samford	11	81 7.4
5.	Mercer	17	124 7.3
6.	Chattanooga	16	104 6.5
7.	Wofford	17	108 6.4
8.	VMI	14	68 4.9
9.	Western Carolina	17	77 4.5
10.	The Citadel	16	69 4.3

TURNOVER MARGIN	G	Team	Avg.	Opp.	Avg.	Margin
1.	UNCG	18	177	9.8	265	14.7 +4.9
2.	Chattanooga	16	159	9.9	193	12.1 +2.1
3.	Furman	15	180	12.0	208	13.9 +1.9
4.	ETSU	15	181	12.1	192	12.8 +0.7
5.	Wofford	17	218	12.8	216	12.7 -0.1
6.	Mercer	17	220	12.9	212	12.5 -0.5
7.	The Citadel	16	189	11.8	155	9.7 -2.1
8.	Samford	11	182	16.5	156	14.2 -2.4
9.	VMI	14	165	11.8	129	9.2 -2.6
10.	Western Carolina	17	239	14.1	184	10.8 -3.2

ASSIST/TURNOVER RATIO	G	Ast.	Avg.	T/O	Avg.	Ratio
1.	VMI	14	219	15.6	165	11.8 1.3
2.	Furman	15	224	14.9	180	12.0 1.2
3.	Mercer	17	272	16.0	220	12.9 1.2
4.	The Citadel	16	232	14.5	189	11.8 1.2
5.	Chattanooga	16	195	12.2	159	9.9 1.2
6.	UNCG	18	217	12.1	177	9.8 1.2
7.	Wofford	17	241	14.2	218	12.8 1.1
8.	ETSU	15	178	11.9	181	12.1 1.0
9.	Western Carolina	17	217	12.8	239	14.1 0.9
10.	Samford	11	146	13.3	182	16.5 0.8

OFFENSIVE REBOUNDS	G	No.	Avg/G
1.	UNCG	18	220 12.2
2.	Samford	11	125 11.4
3.	ETSU	15	167 11.1
4.	Furman	15	140 9.3
5.	The Citadel	16	131 8.2
6.	Wofford	17	132 7.8
7.	VMI	14	108 7.7
8.	Chattanooga	16	122 7.6
9.	Mercer	17	129 7.6
10.	Western Carolina	17	123 7.2

DEFENSIVE REBOUNDS	G	No.	Avg/G
1.	VMI	14	425 30.4
2.	The Citadel	16	433 27.1
3.	Samford	11	293 26.6
4.	Western Carolina	17	442 26.0
5.	UNCG	18	462 25.7
6.	Mercer	17	433 25.5
7.	Wofford	17	426 25.1
8.	Chattanooga	16	396 24.8
9.	Furman	15	371 24.7
10.	ETSU	15	364 24.3

DEFENSIVE REB PCT.	G	D-Reb	Opp. OR	D-Reb%
1.	Western Carolina	17	442	135 .766
2.	Samford	11	293	96 .753
3.	VMI	14	425	141 .751
4.	Furman	15	371	124 .749
5.	ETSU	15	364	125 .744
6.	Mercer	17	433	149 .744
7.	Chattanooga	16	396	137 .743
8.	The Citadel	16	433	153 .739
9.	Wofford	17	426	157 .731
10.	UNCG	18	462	180 .720

OFFENSIVE REB PCT.	G	O-Reb	Opp. DR	O-Reb%
1.	ETSU	15	167	346 .326
2.	UNCG	18	220	478 .315
3.	Samford	11	125	297 .296
4.	Furman	15	140	356 .282
5.	Wofford	17	132	408 .244
6.	Mercer	17	129	415 .237
7.	Chattanooga	16	122	432 .220
8.	VMI	14	108	386 .219
9.	The Citadel	16	131	475 .216
10.	Western Carolina	17	123	452 .214

2020-21 Southern Conference
CONFERENCE BASKETBALL STATISTICS
Final (Conference games only)

3-POINT FG MADE	G	No.	Avg/G
1. VMI	14	155	11.1
2. Wofford	17	170	10.0
3. Furman	15	136	9.1
4. The Citadel	16	139	8.7
Chattanooga	16	139	8.7
6. ETSU	15	127	8.5
7. Mercer	17	138	8.1
8. Western Carolina	17	134	7.9
9. UNCG	18	138	7.7
10. Samford	11	73	6.6

2020-21 Southern Conference
CONFERENCE BASKETBALL STATISTICS
Final (Conference games only)

Team	Conference	Pct.	PF	PA	Overall	Pct.	PF	PA	Current unbeaten streak
UNCG	13-5	.722	73.9	67.4	13-5	.722	73.9	67.4	Wofford -- 3
Wofford	12-5	.706	73.9	70.4	12-5	.706	73.9	70.4	Western Carolina -- 2
Furman	10-5	.667	74.4	69.3	10-5	.667	74.4	69.3	UNCG -- 1
Chattanooga	9-7	.562	72.1	72.1	9-7	.562	72.1	72.1	
ETSU	8-7	.533	72.3	68.5	8-7	.533	72.3	68.5	
VMI	7-7	.500	80.5	78.1	7-7	.500	80.5	78.1	
Mercer	8-9	.471	74.8	74.3	8-9	.471	74.8	74.3	
The Citadel	5-11	.312	74.8	82.6	5-11	.312	74.8	82.6	
Western Carolina	4-13	.235	70.4	78.1	4-13	.235	70.4	78.1	
Samford	2-9	.182	71.5	80.4	2-9	.182	71.5	80.4	

TEAM SUMMARIES	G	PF-PA	Avg score	Margin	FG-FGA	Pct.	3FG-FGA	Pct.	FT-FTA	Pct.	RebF	RebA	Margin
Chattanooga	16	1153-1153	72.1-72.1	+0.0	413-941	.439	139-386	.360	188-234	.803	518	569	-3.2
ETSU	15	1085-1027	72.3-68.5	+3.9	389-863	.451	127-333	.381	180-252	.714	531	471	+4.0
Furman	15	1116-1040	74.4-69.3	+5.1	423-894	.473	136-419	.325	134-189	.709	511	480	+2.1
Mercer	17	1271-1263	74.8-74.3	+0.5	478-993	.481	138-376	.367	177-244	.725	562	564	-0.1
Samford	11	787-884	71.5-80.4	-8.8	294-682	.431	73-264	.277	126-188	.670	418	393	+2.3
The Citadel	16	1197-1322	74.8-82.6	-7.8	426-981	.434	139-431	.323	206-297	.694	564	628	-4.0
UNCG	18	1331-1213	73.9-67.4	+6.6	508-1172	.433	138-445	.310	177-255	.694	682	658	+1.3
VMI	14	1127-1093	80.5-78.1	+2.4	392-846	.463	155-398	.389	188-249	.755	533	527	+0.4
Western Carolina	17	1197-1328	70.4-78.1	-7.7	428-967	.443	134-397	.338	207-280	.739	565	587	-1.3
Wofford	17	1256-1197	73.9-70.4	+3.5	455-966	.471	170-469	.362	176-230	.765	558	565	-0.4

ATTENDANCE	Home	Average	Away	Average	Neutral	Average	Total	Average
Chattanooga	8-2846	356	8-3261	408	0-0	0	16-6107	382
ETSU	8-5148	644	7-2843	406	0-0	0	15-7991	533
Furman	7-1750	250	8-2531	316	0-0	0	15-4281	285
Mercer	9-9345	1038	8-1519	190	0-0	0	17-10864	639
Samford	6-2881	480	5-867	173	0-0	0	11-3748	341
The Citadel	8-3637	455	8-3524	440	0-0	0	16-7161	448
UNCG	8-562	70	10-3602	360	0-0	0	18-4164	231
VMI	7-1038	148	7-3260	466	0-0	0	14-4298	307
Western Carolina	8-0	0	9-4150	461	0-0	0	17-4150	244
Wofford	9-427	47	8-2077	260	0-0	0	17-2504	147
Totals	78-27634	354	78-27634	354	0-0	0	156-55268	354

2020-21 Southern Conference
INDIVIDUAL BASKETBALL STATISTICS
Final (Conference games only)

To be ranked, a player must appear in at least 75.0% of their team's games.

SCORING								REBOUNDING							
	Cl	G	FG	3FG	FT	Pts	Avg/G		Cl	G	Off	Def	Total	Avg/G	
1. Greg Parham-VMI	Sr	14	104	39	40	287	20.5	1. Hayden Brown-CIT	Jr	16	35	133	168	10.5	
2. Isaiah Miller-UNCG	Sr	18	149	6	40	344	19.1	2. Jake Stephens-VMI	Jr	14	17	102	119	8.5	
3. Hayden Brown-CIT	Jr	16	101	15	73	290	18.1	3. Damari Monsanto-ETSU	Fr	15	27	93	120	8.0	
4. Kaiden Rice-CIT	Sr	16	100	58	30	288	18.0	4. Mohammed Abdulsalam-UNCG	Jr	18	61	75	136	7.6	
5. Storm Murphy-WOF	Sr	17	100	51	49	300	17.6	5. Malachi Smith-UTC	So	16	25	95	120	7.5	
6. Ledarius Brewer-ETSU	Jr	14	91	38	22	242	17.3	6. Isaiah Miller-UNCG	Sr	18	30	99	129	7.2	
7. Jake Stephens-VMI	Jr	14	79	21	59	238	17.0	7. Clay Mounce-FUR	Sr	15	28	78	106	7.1	
8. Malachi Smith-UTC	So	16	96	27	46	265	16.6	8. Myles Lewis-VMI	Sr	11	18	57	75	6.8	
9. Mason Faulkner-WCU	Sr	14	75	20	59	229	16.4	9. Sean Conway-VMI	So	14	17	78	95	6.8	
10. David Jean-Baptiste-UTC	Sr	16	99	44	14	256	16.0	10. Cory Hightower-WCU	Jr	17	15	91	106	6.2	
11. Noah Gurley-FUR	Jr	15	90	21	24	225	15.0	11. Silas Adheke-ETSU	Sr	15	44	48	92	6.1	
12. Mike Bothwell-FUR	Jr	15	86	15	33	220	14.7	12. Noah Gurley-FUR	Jr	15	21	70	91	6.1	
13. Cory Hightower-WCU	Jr	17	89	16	50	244	14.4	13. Felipe Haase-MER	Jr	17	12	90	102	6.0	
14. Ross Cummings-MER	Sr	17	85	46	19	235	13.8	14. Xavier Cork-WCU	So	17	31	66	97	5.7	
15. Neftali Alvarez-MER	So	15	74	11	48	207	13.8	15. Jalen Slawson-FUR	Jr	15	22	58	80	5.3	
16. Damari Monsanto-ETSU	Fr	15	70	33	25	198	13.2	16. Mason Faulkner-WCU	Sr	14	12	60	72	5.1	
Clay Mounce-FUR	Sr	15	75	27	21	198	13.2	17. Ryan Larson-WOF	Jr	17	6	76	82	4.8	
18. Kamdyn Curfman-VMI	So	14	62	38	21	183	13.1	18. A.J. Staton-McCray-SAM	Fr	11	10	43	53	4.8	
19. Alex Hunter-FUR	Sr	15	61	40	11	173	11.5	19. Mike Bothwell-FUR	Jr	15	27	45	72	4.8	
20. Leon Ayers III-MER	Jr	17	75	16	27	193	11.4	20. Jalen Dupree-SAM	Sr	10	23	24	47	4.7	
21. David Sloan-ETSU	Sr	14	54	15	35	158	11.3								
22. Felipe Haase-MER	Jr	17	70	31	20	191	11.2								
Xavier Cork-WCU	So	17	80	0	31	191	11.2								
24. Darius Banks-UTC	Sr	12	45	5	39	134	11.2								
25. Stefan Kenic-UTC	Sr	16	57	22	41	177	11.1								
26. Fletcher Abee-CIT	So	14	51	29	21	152	10.9								
Sean Conway-VMI	So	14	49	37	17	152	10.9								
28. Keyshaun Langley-UNCG	So	18	62	35	32	191	10.6								
29. Matt Halvorsen-WCU	Sr	17	51	45	29	176	10.4								
30. Tray Hollowell-WOF	Sr	17	62	38	13	175	10.3								

FIELD GOAL PCT						ASSISTS				
	Cl	G	FGM	FGA	Pct.		Cl	G	No.	Avg/G
1. Hayden Brown-CIT	Jr	16	101	204	.495	1. Mason Faulkner-WCU	Sr	14	67	4.8
2. Jake Stephens-VMI	Jr	14	79	160	.494	2. David Sloan-ETSU	Sr	14	63	4.5
3. Ross Cummings-MER	Sr	17	85	173	.491	3. Storm Murphy-WOF	Sr	17	73	4.3
4. Noah Gurley-FUR	Jr	15	90	185	.486	4. Isaiah Miller-UNCG	Sr	18	72	4.0
5. Ledarius Brewer-ETSU	Jr	14	91	190	.479	Tyler Moffe-CIT	Sr	16	64	4.0
6. Malachi Smith-UTC	So	16	96	202	.475	Greg Parham-VMI	Sr	14	56	4.0
7. Greg Parham-VMI	Sr	14	104	220	.473	7. Jake Stephens-VMI	Jr	14	51	3.6
8. Mike Bothwell-FUR	Jr	15	86	184	.467	8. Alex Hunter-FUR	Sr	15	54	3.6
9. Clay Mounce-FUR	Sr	15	75	163	.460	9. Neftali Alvarez-MER	So	15	53	3.5
10. Isaiah Miller-UNCG	Sr	18	149	325	.458	10. Keyshaun Langley-UNCG	So	18	57	3.2
11. David Jean-Baptiste-UTC	Sr	16	99	216	.458	11. Malachi Smith-UTC	So	16	49	3.1
12. Cory Hightower-WCU	Jr	17	89	196	.454	12. Ryan Larson-WOF	Jr	17	50	2.9
13. Storm Murphy-WOF	Sr	17	100	222	.450	13. Ross Cummings-MER	Sr	17	49	2.9
14. Mason Faulkner-WCU	Sr	14	75	169	.444	14. Jeff Gary-MER	Jr	17	48	2.8
15. Kaiden Rice-CIT	Sr	16	100	247	.405	15. Noah Gurley-FUR	Jr	15	42	2.8

2020-21 Southern Conference
INDIVIDUAL BASKETBALL STATISTICS
Final (Conference games only)

FREE THROW PCT					
	Cl	G	FTM	FTA	Pct.
1. Stefan Kenic-UTC	Sr	16	41	44	.932
2. Darius Banks-UTC	Sr	12	39	46	.848
3. Cory Hightower-WCU	Jr	17	50	59	.847
4. Storm Murphy-WOF	Sr	17	49	58	.845
5. Greg Parham-VMI	Sr	14	40	49	.816
6. Jake Stephens-VMI	Jr	14	59	75	.787
7. Mason Faulkner-WCU	Sr	14	59	76	.776
8. Neftali Alvarez-MER	So	15	48	62	.774
9. Malachi Smith-UTC	So	16	46	60	.767
10. David Sloan-ETSU	Sr	14	35	47	.745
11. Hayden Brown-CIT	Jr	16	73	106	.689

STEALS				
	Cl	G	No.	Avg/G
1. Isaiah Miller-UNCG	Sr	18	50	2.8
2. A.J. Staton-McCray-SAM	Fr	11	19	1.7
3. Ledarius Brewer-ETSU	Jr	14	24	1.7
4. Mike Bothwell-FUR	Jr	15	23	1.5
5. Jeff Gary-MER	Jr	17	25	1.5
6. Neftali Alvarez-MER	So	15	22	1.5
7. David Jean-Baptiste-UTC	Sr	16	23	1.4
Malachi Smith-UTC	So	16	23	1.4
9. Max Klesmit-WOF	Fr	17	22	1.3
10. Greg Parham-VMI	Sr	14	18	1.3
11. Clay Mounce-FUR	Sr	15	19	1.3
12. Silas Adheke-ETSU	Sr	15	18	1.2
13. Cory Hightower-WCU	Jr	17	20	1.2
14. Keyshaun Langley-UNCG	So	18	21	1.2
15. Ty Brewer-ETSU	Jr	15	17	1.1

3-POINT FG PCT					
	Cl	G	3FG	FGA	Pct.
1. Malachi Smith-UTC	So	16	27	60	.450
2. Greg Parham-VMI	Sr	14	39	90	.433
3. Ross Cummings-MER	Sr	17	46	108	.426
4. Alex Hunter-FUR	Sr	15	40	94	.426
5. Sean Conway-VMI	So	14	37	89	.416
6. David Jean-Baptiste-UTC	Sr	16	44	108	.407
7. Ledarius Brewer-ETSU	Jr	14	38	94	.404
8. Storm Murphy-WOF	Sr	17	51	127	.402
9. Damari Monsanto-ETSU	Fr	15	33	87	.379
10. Kamdyn Curfman-VMI	So	14	38	102	.373
11. Matt Halvorsen-WCU	Sr	17	45	122	.369
12. Felipe Haase-MER	Jr	17	31	86	.360
13. Tray Hollowell-WOF	Sr	17	38	107	.355
14. Keyshaun Langley-UNCG	So	18	35	104	.337
15. Kaiden Rice-CIT	Sr	16	58	173	.335

3-POINT FG MADE				
	Cl	G	3FG	Avg/G
1. Kaiden Rice-CIT	Sr	16	58	3.6
2. Storm Murphy-WOF	Sr	17	51	3.0
3. Greg Parham-VMI	Sr	14	39	2.8
4. David Jean-Baptiste-UTC	Sr	16	44	2.8
5. Ledarius Brewer-ETSU	Jr	14	38	2.7
Kamdyn Curfman-VMI	So	14	38	2.7
7. Ross Cummings-MER	Sr	17	46	2.7
8. Alex Hunter-FUR	Sr	15	40	2.7
9. Matt Halvorsen-WCU	Sr	17	45	2.6
10. Sean Conway-VMI	So	14	37	2.6
11. Tray Hollowell-WOF	Sr	17	38	2.2
12. Damari Monsanto-ETSU	Fr	15	33	2.2
13. Fletcher Abee-CIT	So	14	29	2.1
14. Keyshaun Langley-UNCG	So	18	35	1.9
15. Felipe Haase-MER	Jr	17	31	1.8

BLOCKED SHOTS				
	Cl	G	No.	Avg/G
1. Stephen Clark-CIT	So	16	35	2.2
2. Hayden Koval-UNCG	Sr	18	33	1.8
3. Jake Stephens-VMI	Jr	14	22	1.6
4. Jalen Slawson-FUR	Jr	15	17	1.1
5. Noah Gurley-FUR	Jr	15	16	1.1
6. Myles Lewis-VMI	Sr	11	10	0.9
7. Xavier Cork-WCU	So	17	15	0.9
8. Sam Godwin-WOF	Fr	15	13	0.9
Silas Adheke-ETSU	Sr	15	13	0.9
10. Clay Mounce-FUR	Sr	15	11	0.7
11. Jacob Tryon-SAM	Sr	10	7	0.7
12. Messiah Jones-WOF	So	13	8	0.6
13. Jalen Dupree-SAM	Sr	10	6	0.6
14. Tyler Harris-WCU	So	17	9	0.5
15. Stefan Kenic-UTC	Sr	16	8	0.5
Derek Webster Jr.-CIT	Sr	16	8	0.5
Ledarius Brewer-ETSU	Jr	14	7	0.5
James Glisson III-MER	So	14	7	0.5

ASSIST/TURNOVER RATIO					
	Cl	G	Ast.	T/O	Ratio
1. Alex Hunter-FUR	Sr	15	54	18	3.0
2. David Sloan-ETSU	Sr	14	63	29	2.2
3. Greg Parham-VMI	Sr	14	56	28	2.0
4. Keyshaun Langley-UNCG	So	18	57	29	2.0
5. Tyler Mofte-CIT	Sr	16	64	36	1.8
6. Storm Murphy-WOF	Sr	17	73	46	1.6
7. Isaiah Miller-UNCG	Sr	18	72	49	1.5
8. Jake Stephens-VMI	Jr	14	51	35	1.5
9. Mason Faulkner-WCU	Sr	14	67	47	1.4
10. Malachi Smith-UTC	So	16	49	46	1.1
11. Neftali Alvarez-MER	So	15	53	51	1.0

2020-21 Southern Conference
INDIVIDUAL BASKETBALL STATISTICS
Final (Conference games only)

OFFENSIVE REBOUNDS				
	Cl	G	No.	Avg/G
1. Mohammed Abdulsalam-UNCG	Jr	18	61	3.4
2. Silas Adheke-ETSU	Sr	15	44	2.9
3. Jalen Dupree-SAM	Sr	10	23	2.3
4. Hayden Brown-CIT	Jr	16	35	2.2
5. Messiah Jones-WOF	So	13	28	2.2
6. Clay Mounce-FUR	Sr	15	28	1.9
7. Xavier Cork-WCU	So	17	31	1.8
8. Damari Monsanto-ETSU	Fr	15	27	1.8
Mike Bothwell-FUR	Jr	15	27	1.8
10. Vonnie Patterson-ETSU	Sr	15	26	1.7
11. Isaiah Miller-UNCG	Sr	18	30	1.7
12. James Glisson III-MER	So	14	23	1.6
13. Myles Lewis-VMI	Sr	11	18	1.6
Logan Dye-SAM	Jr	11	18	1.6
15. Malachi Smith-UTC	So	16	25	1.6

DEFENSIVE REBOUNDS				
	Cl	G	No.	Avg/G
1. Hayden Brown-CIT	Jr	16	133	8.3
2. Jake Stephens-VMI	Jr	14	102	7.3
3. Damari Monsanto-ETSU	Fr	15	93	6.2
4. Malachi Smith-UTC	So	16	95	5.9
5. Sean Conway-VMI	So	14	78	5.6
6. Isaiah Miller-UNCG	Sr	18	99	5.5
7. Cory Hightower-WCU	Jr	17	91	5.4
8. Felipe Haase-MER	Jr	17	90	5.3
9. Clay Mounce-FUR	Sr	15	78	5.2
10. Myles Lewis-VMI	Sr	11	57	5.2
11. Noah Gurley-FUR	Jr	15	70	4.7
12. Ryan Larson-WOF	Jr	17	76	4.5
13. Mason Faulkner-WCU	Sr	14	60	4.3
14. Mohammed Abdulsalam-UNCG	Jr	18	75	4.2
15. Kaiden Rice-CIT	Sr	16	64	4.0

MINUTES PLAYED				
	Cl	G	No.	Avg/G
1. Kamdyn Curfman-VMI	So	14	503	35.9
2. Malachi Smith-UTC	So	16	572	35.8
3. Greg Parham-VMI	Sr	14	499	35.6
4. Kaiden Rice-CIT	Sr	16	564	35.2
5. Storm Murphy-WOF	Sr	17	592	34.8
6. Matt Halvorsen-WCU	Sr	17	590	34.7
7. David Jean-Baptiste-UTC	Sr	16	547	34.2
8. Fletcher Abee-CIT	So	14	477	34.1
9. Ross Cummings-MER	Sr	17	576	33.9
10. Darius Banks-UTC	Sr	12	403	33.6

2020-21 Southern Conference
Conference Team Highs
Final (Conference games only)

TEAM HIGHS (highest totals made by)

Points	112	ETSU vs The Citadel (01/30/21)
	110	VMI vs The Citadel (01/16/21)
	103	The Citadel at VMI (01/16/21)
	94	Wofford vs Samford (01/02/21)
	94	Furman at The Citadel (01/13/21)
Margin	36 (88-52)	Mercer vs The Citadel (02/22/21)
	29 (85-56)	VMI vs Samford (02/13/21)
	28 (112-84)	ETSU vs The Citadel (01/30/21)
	26 (87-61)	VMI vs Western Carolina (01/27/21)
	24 (87-63)	UNCG at Samford (01/14/21)
	24 (80-56)	Wofford at Western Carolina (02/20/21)
Field goals made	24 (85-61)	Western Carolina vs Mercer (02/27/21)
	38	UNCG vs The Citadel (01/18/21)
	37	Furman at The Citadel (01/13/21)
	37	ETSU vs The Citadel (01/30/21)
	36	VMI vs The Citadel (01/16/21)
Field goal attempts	36	Mercer at The Citadel (01/20/21)
	79	UNCG at VMI (02/17/21)
	77	UNCG vs Western Carolina (02/24/21)
	73	The Citadel at VMI (01/16/21)
	73	UNCG vs The Citadel (01/18/21)
Field goal percentage	73	Furman at VMI (01/20/21)
	73	ETSU at The Citadel (02/10/21)
	.633 (31-49)	Wofford vs Samford (01/02/21)
	.604 (32-53)	Wofford vs Western Carolina (01/23/21)
	.603 (35-58)	Western Carolina vs Mercer (02/27/21)
	.592 (29-49)	Wofford vs Furman (02/27/21)
3-Pt FG made	.569 (33-58)	ETSU vs VMI (01/18/21)
	.569 (33-58)	Wofford at Western Carolina (02/20/21)
	16	Wofford vs Samford (01/02/21)
	16	The Citadel vs Chattanooga (01/09/21)
	16	ETSU vs VMI (01/18/21)
	15	VMI vs Samford (02/13/21)
	14	Wofford at VMI (01/13/21)
	14	The Citadel vs Wofford (01/27/21)
	14	Furman vs Western Carolina (02/13/21)
3-Pt FG attempts	14	VMI vs UNCG (02/17/21)
	14	Western Carolina at UNCG (02/24/21)
	40	Furman vs Wofford (02/06/21)
	39	VMI at Samford (12/30/20)
	39	Furman at VMI (01/20/21)
3-Pt percentage	39	Wofford vs VMI (02/03/21)
	39	VMI vs Samford (02/13/21)
	.588 (10-17)	VMI vs Chattanooga (01/02/21)
	.571 (16-28)	Wofford vs Samford (01/02/21)
	.538 (14-26)	Wofford at VMI (01/13/21)
Free throws made	.538 (14-26)	Western Carolina at UNCG (02/24/21)
	.533 (16-30)	ETSU vs VMI (01/18/21)
	30	Western Carolina at Mercer (01/16/21)
	26	VMI vs The Citadel (01/16/21)
	26	ETSU vs The Citadel (01/30/21)
Free throw attempts	23	Mercer vs Western Carolina (01/16/21)
	22	The Citadel at VMI (01/16/21)
	36	Western Carolina at Mercer (01/16/21)
	32	The Citadel at VMI (01/16/21)

	30		Mercer vs Western Carolina (01/16/21)
	30		VMI vs The Citadel (01/16/21)
	30		ETSU vs The Citadel (01/30/21)
	30		The Citadel at ETSU (01/30/21)
Free throw percentage	1.000	(9-9)	Mercer at Western Carolina (02/27/21)
	1.000	(6-6)	Chattanooga at UNCG (02/20/21)
	1.000	(4-4)	Wofford vs Mercer (01/30/21)
	.944	(17-18)	Chattanooga at The Citadel (01/09/21)
	.929	(13-14)	VMI at The Citadel (02/20/21)
Rebounds	52		VMI vs Samford (02/13/21)
	50		Mercer vs The Citadel (02/22/21)
	49		Samford at Mercer (02/08/21)
	49		UNCG vs Western Carolina (02/24/21)
	47		Samford vs UNCG (01/14/21)
Assists	23		Wofford at Western Carolina (02/20/21)
	23		Western Carolina vs Mercer (02/27/21)
	22		Mercer vs Chattanooga (02/24/21)
	21		Samford vs VMI (12/30/20)
	21		Wofford vs Samford (01/02/21)
	21		Chattanooga vs Samford (01/06/21)
	21		The Citadel vs Chattanooga (01/09/21)
	21		Furman at The Citadel (01/13/21)
	21		VMI vs Western Carolina (01/27/21)
	21		The Citadel vs ETSU (02/10/21)
	21		VMI vs Samford (02/13/21)
	21		VMI vs UNCG (02/17/21)
Steals	18		Mercer vs Samford (02/08/21)
	15		UNCG vs VMI (01/30/21)
	14		Furman vs Mercer (01/02/21)
	13		ETSU vs Western Carolina (12/30/20)
	13		Furman at The Citadel (01/13/21)
	13		Samford vs Western Carolina (01/18/21)
Blocked shots	10		The Citadel vs ETSU (02/10/21)
	9		Furman vs The Citadel (02/24/21)
	8		The Citadel vs Furman (01/13/21)
	8		Furman vs UNCG (02/08/21)
	7		VMI at Samford (12/30/20)
	7		The Citadel vs Chattanooga (01/09/21)
	7		UNCG vs The Citadel (01/18/21)
Turnovers	27		Samford at Mercer (02/08/21)
	22		Wofford vs Samford (01/02/21)
	20		The Citadel vs Furman (01/13/21)
	20		Samford vs UNCG (01/14/21)
	20		Samford vs Chattanooga (01/20/21)
	20		VMI at UNCG (01/30/21)
Fouls	29		Mercer vs Western Carolina (01/16/21)
	25		Samford vs Western Carolina (01/18/21)
	25		Samford at Mercer (02/08/21)
	24		Samford vs UNCG (01/14/21)
	24		VMI vs The Citadel (01/16/21)
	24		ETSU vs The Citadel (01/30/21)

2020-21 Southern Conference
Conference Individual Highs
Final (Conference games only)

INDIVIDUAL PLAYER GAME HIGHS

Points	37		Hayden Brown (The Citadel) vs Chattanooga (01/09/21)
	33		Jake Stephens (VMI) vs The Citadel (01/16/21)
	32		Mike Bothwell (Furman) vs ETSU (01/16/21)
	32		Isaiah Miller (UNCG) at ETSU (02/27/21)
	30		Isaiah Miller (UNCG) vs The Citadel (01/18/21)
	30		Ledarius Brewer (ETSU) vs Wofford (02/13/21)
Field goals made	15		Isaiah Miller (UNCG) vs The Citadel (01/18/21)
	13		Isaiah Miller (UNCG) at ETSU (02/27/21)
	12		Jake Stephens (VMI) vs The Citadel (01/16/21)
	12		Kamar Robertson (Mercer) vs Chattanooga (02/24/21)
	11		Mike Bothwell (Furman) vs ETSU (01/16/21)
	11		Isaiah Miller (UNCG) vs Mercer (01/27/21)
	11		Isaiah Miller (UNCG) vs VMI (01/30/21)
	11		Ledarius Brewer (ETSU) vs Wofford (02/13/21)
	11		Isaiah Miller (UNCG) vs Western Carolina (02/24/21)
	11		Noah Gurley (Furman) at Wofford (02/27/21)
Field goal attempts	27		Isaiah Miller (UNCG) vs Western Carolina (02/24/21)
	25		Isaiah Miller (UNCG) vs The Citadel (01/18/21)
	23		Isaiah Miller (UNCG) at VMI (02/17/21)
	22		Jake Stephens (VMI) vs The Citadel (01/16/21)
	22		Isaiah Miller (UNCG) vs Mercer (01/27/21)
	22		Noah Gurley (Furman) at Wofford (02/27/21)
Field goal percentage	1.000	(12-12)	Kamar Robertson (Mercer) vs Chattanooga (02/24/21)
	.833	(10-12)	Clay Mounce (Furman) at The Citadel (01/13/21)
	.818	(9-11)	Ty Brewer (ETSU) vs Western Carolina (12/30/20)
	.818	(9-11)	Messiah Jones (Wofford) vs Furman (02/27/21)
	.800	(8-10)	Alex Hunter (Furman) vs Samford (02/17/21)
	.800	(8-10)	Stefan Kenic (Chattanooga) vs Western Carolina (02/17/21)
3-Pt FG made	7		Hayden Brown (The Citadel) vs Chattanooga (01/09/21)
	7		Greg Parham (VMI) vs Wofford (01/13/21)
	7		Sean Conway (VMI) vs The Citadel (01/16/21)
	7		Kaiden Rice (The Citadel) at VMI (01/16/21)
	7		Alex Hunter (Furman) vs Samford (02/17/21)
	7		Stefan Kenic (Chattanooga) vs Western Carolina (02/17/21)
3-Pt FG attempts	16		Kaiden Rice (The Citadel) at Wofford (02/17/21)
	15		Matt Halvorsen (Western Carolina) at Wofford (01/23/21)
	15		Clay Mounce (Furman) vs Wofford (02/06/21)
	14		Kaiden Rice (The Citadel) at UNCG (01/18/21)
	14		Kaiden Rice (The Citadel) at Chattanooga (02/13/21)
3-Pt percentage	1.000	(7-7)	Stefan Kenic (Chattanooga) vs Western Carolina (02/17/21)
	1.000	(5-5)	Tray Hollowell (Wofford) at VMI (01/13/21)
	1.000	(5-5)	Tyler Mofe (The Citadel) vs Wofford (01/27/21)
	1.000	(5-5)	Kameron Gibson (Western Carolina) at UNCG (02/24/21)
	.875	(7-8)	Greg Parham (VMI) vs Wofford (01/13/21)
Free throws made	16		Mason Faulkner (Western Carolina) at Mercer (01/16/21)
	12		Jake Stephens (VMI) vs Samford (02/13/21)
	10		Hayden Brown (The Citadel) vs Chattanooga (01/09/21)
	10		Neftali Alvarez (Mercer) vs Western Carolina (01/16/21)
	10		Xavier Cork (Western Carolina) at Samford (01/18/21)
	10		Neftali Alvarez (Mercer) vs Samford (02/08/21)
Free throw attempts	18		Mason Faulkner (Western Carolina) at Mercer (01/16/21)
	14		Isaiah Miller (UNCG) at Samford (01/14/21)
	14		Neftali Alvarez (Mercer) vs Samford (02/08/21)
	14		Jake Stephens (VMI) vs Samford (02/13/21)
	13		Neftali Alvarez (Mercer) vs Western Carolina (01/16/21)

Free throw percentage	1.000	(8-8)	Storm Murphy (Wofford) vs Samford (01/02/21)
	1.000	(8-8)	Ledarius Brewer (ETSU) vs The Citadel (01/30/21)
	.909	(10-11)	Xavier Cork (Western Carolina) at Samford (01/18/21)
	.889	(16-18)	Mason Faulkner (Western Carolina) at Mercer (01/16/21)
	.889	(8-9)	Mike Bothwell (Furman) vs ETSU (01/16/21)
	.889	(8-9)	Jake Stephens (VMI) vs The Citadel (01/16/21)
	.889	(8-9)	Jake Stephens (VMI) at ETSU (01/18/21)
Rebounds	17		Hayden Brown (The Citadel) at Western Carolina (02/01/21)
	16		Clay Mounce (Furman) at UNCG (02/10/21)
	16		Jake Stephens (VMI) at The Citadel (02/20/21)
	16		Mohammed Abdulsalam (UNCG) vs Western Carolina (02/24/21)
	15		Hayden Brown (The Citadel) vs Western Carolina (02/06/21)
	15		Hayden Brown (The Citadel) at Chattanooga (02/13/21)
Assists	11		Storm Murphy (Wofford) vs Samford (01/02/21)
	10		Tyler Mofte (The Citadel) vs Western Carolina (02/06/21)
	9		Greg Parham (VMI) vs UNCG (02/17/21)
	9		Storm Murphy (Wofford) vs The Citadel (02/17/21)
	9		Mason Faulkner (Western Carolina) vs Mercer (02/27/21)
Steals	7		Ledarius Brewer (ETSU) vs Western Carolina (12/30/20)
	7		Isaiah Miller (UNCG) vs VMI (01/30/21)
	6		Mike Bothwell (Furman) vs Mercer (01/02/21)
	6		Isaiah Miller (UNCG) at Furman (02/08/21)
	6		Jeff Gary (Mercer) vs Samford (02/08/21)
Blocked shots	5		Jake Stephens (VMI) at Samford (12/30/20)
	5		Stephen Clark (The Citadel) vs Chattanooga (01/09/21)
	5		Stephen Clark (The Citadel) vs Furman (01/13/21)
	5		Jalen Slawson (Furman) vs UNCG (02/08/21)
	5		Noah Gurley (Furman) vs The Citadel (02/24/21)
Turnovers	7		Storm Murphy (Wofford) vs UNCG (01/06/21)
	6		Cory Hightower (Western Carolina) at ETSU (12/30/20)
	6		Leon Ayers III (Mercer) at Furman (01/02/21)
	6		Ledarius Brewer (ETSU) at UNCG (01/02/21)
	6		Isaiah Miller (UNCG) vs Wofford (01/09/21)
	6		Trey Bonham (VMI) at UNCG (01/30/21)
	6		Jalen Slawson (Furman) at Western Carolina (01/30/21)
	6		David Sloan (ETSU) at Wofford (02/01/21)
	6		Mason Faulkner (Western Carolina) vs Chattanooga (02/03/21)
	6		Mike Bothwell (Furman) vs UNCG (02/08/21)
	6		Preston Parks (Samford) at Mercer (02/08/21)
	6		Isaiah Miller (UNCG) at Western Carolina (02/22/21)
	6		Neftali Alvarez (Mercer) vs Chattanooga (02/24/21)