



# SOUTHERN CONFERENCE MEN'S BASKETBALL 2019-20

702 North Pine Street, Spartanburg, SC 29303 • 864-591-5100 • Fax: 864-591-3448

Phil Perry, Assistant Commissioner for Media Relations (MBK contact)

facebook.com/SouthernConference • twitter.com/SoConSports • instagram.com/SouthernConference

## 2019-20 SOUTHERN CONFERENCE BASKETBALL STANDINGS

	Conference					Overall					
	W-L	Pct.	H	A	ST	W-L	Pct.	H	A	N	ST
Furman	3-0	1.000	1-0	2-0	W3	13-3	0.813	7-0	5-3	1-0	W6
Western Carolina	2-0	1.000	1-0	1-0	W2	10-3	0.769	6-0	4-3	0-0	W3
Samford	2-0	1.000	1-0	1-0	W2	8-8	0.500	6-1	2-7	0-0	W2
ETSU	2-1	0.667	1-0	1-1	L1	13-3	0.813	9-0	4-3	0-0	L1
UNCG	2-1	0.667	2-0	0-1	L1	12-4	0.750	9-2	3-2	0-0	L1
Chattanooga	1-1	0.500	0-0	1-1	W1	10-5	0.667	5-0	3-5	2-0	W4
Wofford	1-1	0.500	1-0	0-1	W1	9-6	0.600	6-1	3-5	0-0	W1
The Citadel	0-3	0.000	0-2	0-1	L3	6-8	0.429	3-4	3-4	0-0	L3
Mercer	0-3	0.000	0-2	0-1	L3	6-10	0.375	4-4	2-4	0-2	L2
VMI	0-3	0.000	0-2	0-1	L3	5-11	0.313	4-4	0-6	1-1	L4

## UPCOMING SCHEDULE (ALL TIMES EASTERN)

### Jan. 8 (Wednesday)

*ETSU at UNCG, 7 p.m.	ESPN+
*Furman at Chattanooga, 7 p.m.	ESPN+
*Western Carolina at VMI, 7 p.m.	ESPN3
*Wofford at Samford, 7:30 p.m.	ESPN+

### Jan. 11 (Saturday)

*Samford at Chattanooga, 2 p.m.	ESPN3
*VMI at ETSU, 4 p.m.	Nexstar/ESPN3
*Mercer at Western Carolina, 5 p.m.	ESPN+
*UNCG at Furman, 7 p.m.	ESPN3
(Bon Secours Wellness Arena; Greenville, S.C.)	
*The Citadel at Wofford, 7 p.m.	ESPN3

### Ingles SoCon Game of the Week Nexstar affiliates

EJHL (Tri-Cities)  
WMUB (Macon)  
WWCW (Lynchburg/Roanoke)  
WYCW (Greenville/Spartanburg/Asheville)

### Jan. 15 (Wednesday)

*UNCG at The Citadel, 7 p.m.	ESPN+
*Samford at ETSU, 7 p.m.	ESPN+
*Western Carolina at Furman, 7 p.m.	ESPN+
*VMI at Mercer, 7 p.m.	ESPN+
*Wofford at Chattanooga, 7 p.m.	ESPN+

### Jan. 17 (Friday)

*Furman at Wofford, 7 p.m.	ESPNU
----------------------------	-------

### Jan. 18 (Saturday)

*The Citadel at VMI, 1 p.m.	ESPN+
*Mercer at Samford, 3 p.m.	ESPN3
*Chattanooga at UNCG, 7 p.m.	ESPN+
*ETSU at Western Carolina, 7 p.m.	Nexstar/ESPN+

### Ingles SoCon Game of the Week Nexstar affiliates

WMUB (Macon)  
WWCW (Lynchburg/Roanoke)  
WYCW (Greenville/Spartanburg/Asheville)

## SoCon PLAYER OF THE WEEK (1/7)

PRESENTED BY **GEICO**

**Jordan Lyons, G, Sr.  
Furman**

Lyons averaged 27.0 points, 3.5 rebounds and 2.5 assists per game as Furman downed VMI 89-73 and ETSU 65-56. For the week, he shot 62.5 percent from the floor (15-for-24) and 70.0 percent from 3-point range (14-for-20) and was a perfect 10-for-10 from the free-throw line.

The senior scored a season-high 40 points in the win over the Keydets on New Year's Day, going 11-for-15 from the floor overall, 10-for-12 from 3-point range and 8-for-8 from the free-throw line, also adding four assists. Coupled with his career-best 54-point performance last season, Lyons became the first Furman player to score at least 40 points in a game twice in his career since Darrell Floyd (1954-56). His 10 3-pointers were the second-most in a game in school history, trailing only his own NCAA Division I-record 15.

Lyons followed that up with a game-high 14 points in the clash against ETSU on Saturday. Lyons hit another four 3-pointers and both of his free-throw attempts, also pulling down six rebounds as Furman claimed the battle of first-place squads, handing ETSU its first league loss and moving to 3-0 in SoCon games.



## NOTES

• UNC Greensboro hosts ETSU on Wednesday in a battle of top-10 teams in the Collegelinsider.com Mid-Major Top 25 to headline a four-game Southern Conference midweek schedule.

• The Spartans and Bucs both suffered their first league losses Saturday, with UNCG falling at defending SoCon champion Wofford 98-92 in double overtime and ETSU bowing to Furman, 65-56, in a battle of league leaders.

• Furman jumped six spots to No. 3 in the mid-major poll after its win over ETSU, which dropped two spots to No. 7. UNCG fell two spots to No. 9.

• The first-place Paladins, who have won six straight since an 81-78, overtime loss to then-No. 14 (now No. 5) Auburn on Dec. 5, visit a Chattanooga Mocs squad that has won four straight since a 63-58 setback at Virginia Tech on Dec. 11. The Mocs are looking for their first five-game winning streak since January 2017.

• At 5-0, Chattanooga is one of four SoCon squads with a perfect home record so far and is the only one playing at home Wednesday.

• Wofford put six players in double figures in its win over UNCG, led by Storm Murphy and Nathan Hoover, who scored 17 points apiece.

• Samford is 2-0 in the league after opening SoCon play with a pair of one-possession wins. The Bulldogs downed The Citadel 69-68 on Jan. 1, closing the contest on a 10-0 run, before topping VMI 78-75 on Saturday.

• Western Carolina's 10-3 mark is its best through 13 games since it opened the 2009-10 season 11-2.

• Furman and Western Carolina have both used the same starting lineup in every game this season.

• VMI senior guard Garrett Gilkeson scored a career-high 22 points in the Keydets' loss to Samford on Saturday, adding 10 points for his first double-double of the season. Freshman Travis Eevee added 24 points.

• Four of the top six 3-point shooting squads in NCAA Division I reside in the SoCon. VMI is second nationally with 11.6 made 3s per game, while Wofford is fourth at 10.9 and The Citadel and Western Carolina are fifth and sixth, respectively, at 10.7.

• Wofford's Storm Murphy leads the nation in 3-point field-goal percentage (52.9).

• Samford guard Josh Sharkey leads the SoCon in scoring at 18.8 points per game and leads Division I in assists per game with 9.2 and steals per game with 3.46.

• Sharkey is fifth in SoCon history in both career assists (661) and steals (248).

• Mercer redshirt senior guard Ethan Stair continues to lead the SoCon in rebounding at 8.9 per game.

• UNCG senior forward James Dickey is one of just 10 players in SoCon history with at least 200 career blocked shots. With 201 to his credit, he is just one back of ninth-place Lewis Preston of VMI, who had 202 from 1990-93.

## CONFERENCE NEWS AND NOTES

• With its 96-94, double-overtime win over Jacksonville on Nov. 21, Western Carolina became one of just 10 Division I schools to erase a 22-point second-half deficit and the only team to do it with under nine minutes remaining in regulation.

• Wofford (30), UNCG (29) and Furman (25) all set school records for wins last season. The Terriers became just the third team to record 30 wins in league history, joining the 1945-46 North Carolina squad and the 1950-51 NC State team.

• ETSU notched 24 wins last season to give the SoCon four teams with 20 wins for the third straight season. The Bucs have reached 20 wins for four straight seasons, becoming the first SoCon team to post four consecutive 20-win seasons since Davidson turned in five straight from 2004-09. ETSU's 100 wins in the last four seasons are a school record over a four-year span.

• Four Southern Conference teams – ETSU, Furman, UNCG and Wofford – earned postseason invites last season, giving the league multiple teams in postseason play for the 11th consecutive year. It marked the ninth time in the last 11 seasons with at least three SoCon teams in postseason play. SoCon regular-season and tournament champion Wofford earned its first-ever NCAA tournament win with a victory over Seton Hall in the first round. UNCG was the No. 1 seed in the NIT and advanced to the second round, while Furman joined the Spartans in the NIT. ETSU hosted a Collegian.com Postseason Tournament contest.

• As a league, the SoCon finished 12th in the final NET rankings last year. Four teams finished in the top 100 in Wofford (14), Furman (58), UNCG (68) and ETSU (90). The first NET rankings this season will be released Dec. 16.

• Wofford entered the 2019-20 campaign riding an 18-game winning streak in regular-season league games after going 18-0 in SoCon play last season. The Terriers posted an overall 21-game winning streak last season that spanned from Dec. 29 to March 21. The streak ended in the second round of the NCAA Championship against No. 2 seed Kentucky.

• Fifth-year ETSU coach Steve Forbes is third in SoCon history in career wins per season, as he has averaged 25.0 in his first four campaigns with the Bucs. Forbes led ETSU to 24 wins in 2015-16, 27 in 2016-17, 25 in 2017-18 and 24 last year. Third-year Furman coach Bob Richey is fifth on that list with an average of 24.0 wins per game, as he led the Paladins to 23 wins in his first season and 25 last year.

• Furman and Wofford appeared in the Associated Press Top 25, each for the first time, last season, giving the SoCon two different ranked teams in a season for the first time since the 1959-60 season.

• SoCon players set two NCAA records last season, with Wofford's Fletcher Magee finishing his career with a Division I-record 509 career 3-pointers and Furman's Jordan Lyons matching the NCAA single-game mark with 15 3-pointers against North Greenville on Nov. 15. Lyons had 54 points in that contest, tied for 10th in a game in league history.

## MID-MAJOR TOP 25 (JAN. 6)

The Southern Conference has three teams ranked in the Collegian.com Mid-Major Top 25 poll.

### Collegian.com Mid-Major Top 25

Rank	School (1st-place)	Record	Points	LW	Conf.
1.	Gonzaga (31)	16-1	775	1	West Coast
2.	Liberty	16-1	731	2	ASUN
3.	<b>Furman</b>	<b>13-3</b>	<b>684</b>	<b>9</b>	<b>Southern</b>
4.	Saint Mary's	14-3	647	3	West Coast
5.	Northern Iowa	12-2	634	4	Missouri Valley
6.	Yale	10-4	589	6	Ivy League
7.	<b>ETSU</b>	<b>13-3</b>	<b>584</b>	<b>5</b>	<b>Southern</b>
8.	Stephen F. Austin	13-2	549	8	Southern
9.	<b>UNCG</b>	<b>12-4</b>	<b>525</b>	<b>7</b>	<b>Southern</b>
10.	BYU	12-4	479	10	West Coast
11.	Wright State	14-3	426	13	Horizon
12.	Santa Clara	14-2	423	15	West Coast
13.	Kent State	11-3	375	11	Mid-American
14.	Harvard	11-4	373	14	Ivy League
15.	Vermont	10-5	356	17	America East
16.	Pacific	14-4	236	NR	West Coast
17.	Belmont	10-5	219	12	Ohio Valley
18.	Colgate	10-4	198	20	Patriot
19.	Akron	11-3	194	NR	Mid-American
20.	Delaware	11-5	155	18	Colonial
21.	UCSB	11-4	147	NR	Big West
22.	New Mexico State	10-6	106	25	WAC
23.	Drake	11-4	73	22	Missouri Valley
24.	Bowling Green	9-5	71	19	Mid-American
25.	William & Mary	11-5	65	NR	Colonial

**OTHERS RECEIVING VOTES:** San Francisco 61, Penn 55, Loyola 48, Toledo 43, Bradley 35, Charleston 27, Wofford 25, Georgia State 22, Hofstra 18, Rider 18, Buffalo 13, Southern Utah 13, Western Carolina 13, Northern Kentucky 9, Sacramento State 7, Ball State 6, Hawaii 6, Murray State 6, Little Rock 5, Montana State 5, Arkansas State 4, Eastern Michigan 4, Eastern Washington 3, Northern Colorado 3, UC Irvine 3, Appalachian State 2, UTA 2, Georgia Southern 1, Grambling 1, Indiana State 1, North Florida 1, Pepperdine 1.

### Did you know?

• ETSU's win at LSU on Dec. 18, coupled with Wofford's 68-64 win over then-No. 17 North Carolina on Dec. 14, gave the SoCon two wins over Power 5 schools in the span of four days, a feat the league has now accomplished twice in three seasons. In 2017, UNCG beat NC State 81-76 on Dec. 16, followed by Wofford defeating No. 5 North Carolina 79-75 on Dec. 20.

• Western Carolina guard Mason Faulkner's triple-double against North Carolina A&T on Nov. 12 (13 points, 10 rebounds, 10 assists) was the first by a SoCon player since Chattanooga's Keegan Bell went for 12 points, 10 boards and 10 assists at College of Charleston on Dec. 3, 2011.

• Southern Conference Commissioner Jim Schaus has a familial connection to the Southern Conference, as his father, former Los Angeles Lakers coach Fred Schaus, was the men's basketball coach at West Virginia from 1954-60, earning SoCon Coach of the Year honors four times in that six-year span and still ranking in the top 20 in career wins by a league coach.

## SoCON PLAYERS OF THE WEEK

PRESENTED BY **GEICO**

Nov. 12	.....	Kaleb Hunter, So., G, UNCG
Nov. 19	.....	Mason Faulkner, R-Jr., G, WCU
Nov. 26	.....	Mason Faulkner, R-Jr., G, WCU
Dec. 3	.....	Clay Mounce, Jr., F, FUR
Dec. 10	.....	Carlos Dotson, Sr., F, WCU
Dec. 17	.....	Ethan Stair, R-Sr., G, MER
Dec. 24	.....	Jeremy Rodriguez, R-Sr., F, ETSU
Jan. 7	.....	Jordan Lyons, Sr., G, FUR
Jan. 14	.....	
Jan. 21	.....	
Jan. 28	.....	
Feb. 4	.....	
Feb. 11	.....	
Feb. 18	.....	
Feb. 25	.....	

## SoCON PLAYERS OF THE MONTH

November	.....	Ethan Stair, R-Sr., G, MER
December	.....	Josh Sharkey, Sr., G, SAM
January	.....	
February	.....	

## NATIONAL/REGIONAL RECOGNITION

### Lou Henson Award watch list

Jeremy Rodriguez, R-Sr., F, ETSU  
Jordan Lyons, Sr., G, Furman  
Isaiah Miller, Jr., G, UNCG

### Lou Henson Award National Player of the Week

Mason Faulkner, R-Jr., G, WCU Nov. 25, 2019

## Preseason predictions

ETSU is the preseason favorite to win the 2019-20 Southern Conference men's basketball title in polling of the league's 10 men's basketball coaches and media. UNC Greensboro junior guard Isaiah Miller is the coaches' pick for preseason player of the year.

### Preseason Player of the Year

Isaiah Miller, Jr., G, UNCG

### Preseason All-Southern Conference Team

Bo Hodges, Jr., G, ETSU  
Jeremy Rodriguez, R-Sr., F, ETSU  
Daivien Williamson, So., G, ETSU  
Jordan Lyons, Sr., G, Furman  
Ross Cummings, Sr., G, Mercer  
James Dickey, R-Sr., F, UNCG  
Isaiah Miller, Jr., G, UNCG  
Josh Sharkey, Sr., G, Samford  
Carlos Dotson, Sr., F, Western Carolina  
Nathan Hoover, Sr., G, Wofford

### Coaches poll

Team (1st)	Total	Media poll	Total
1. ETSU (8)	80	1. ETSU (20)	286
2. UNCG (2)	74	2. UNCG (6)	264
3. Furman	61	3. Furman (4)	245
4. Wofford	52	4. Wofford	216
5. Samford	48	5. Samford	169
6. Chattanooga	41	6. Chattanooga	128
7. Western Carolina	38	7. Western Carolina	117
8. Mercer	29	8. Mercer	115
9. The Citadel	16	9. The Citadel	70
10. VMI	11	10. VMI	40

## SoCON COACHING RECORDS

Coach, school	Career (yrs.)	School (yrs.)	SoCon (yrs.)
Duggar Baucom, The Citadel	239-268 (17th)	51-90 (5th)	23-71 (6th)
Steve Forbes, ETSU	279-102 (12th)	113-42 (5th)	57-18 (5th)
Bob Richey, Furman	61-22 (3rd)	Same	29-10 (3rd)
Greg Gary, Mercer	22-54 (3rd)	6-10 (1st)	0-3 (1st)
Wes Miller, UNCG	153-121 (9th)	Same	85-57 (9th)
Scott Padgett, Samford	82-100 (6th)	Same	32-60 (6th)
Lamont Paris, Chattanooga	32-48 (3rd)	Same	11-27 (3rd)
Dan Earl, VMI	40-98 (5th)	Same	15-60 (5th)
Mark Prosser, Western Carolina	22-51 (3rd)	17-28 (2nd)	6-14 (2nd)
Jay McAuley, Wofford	9-6 (1st)	Same	1-1 (1st)

## SPECIALTY STATS LEADERS

40-point games	Ovr.	SoCon
Jordan Lyons, FUR	1	1

30-point games	Ovr.	SoCon
Kaiden Rice, CIT	1	1
Jordan Lyons, FUR	2	1
Isaiah Miller, UNCG	1	1
Mason Faulkner, WCU	1	1

20-point games	Ovr.	SoCon
Isaiah Miller, UNCG	7	3
Mason Faulkner, WCU	6	1
Josh Sharkey, SAM	6	2
Kaiden Rice, CIT	5	2
Jordan Lyons, FUR	5	2
Travis Eevee, VMI	5	1
Tray Boyd III, ETSU	4	1
Ethan Stair, MER	4	0
Brandon Austin, SAM	4	0
Noah Gurley, FUR	3	0
Djordje Dimitrijevic, MER	3	1
Matt Ryan, UTC	3	0
Kaelon Harris, CIT	2	0
Bo Hodges, ETSU	2	0
Mike Bothwell, FUR	2	0
Clay Mounce, FUR	2	0
Garrett Gilkeson, VMI	2	2
Nathan Hoover, WOF	2	0
Storm Murphy, WOF	2	0
Fletcher Abee, CIT	1	0
Hayden Brown, CIT	1	0
Rudy Fitzgibbons III, CIT	1	0
Patrick Good, ETSU	1	0
Jeromy Rodriguez, ETSU	1	1
Daivien Williamson, ETSU	1	0
Kaleb Hunter, UNCG	1	0
Robert Allen, SAM	1	0
Jalen Dupree, SAM	1	0
Deandre Thomas, SAM	1	0
David Jean-Baptiste, UTC	1	0
Kamdyn Curfman, VMI	1	0
Greg Parham, VMI	1	0
Carlos Dotson, WCU	1	1
Onno Steger, WCU	1	1
Marcus Thomas, WCU	1	0
Isaiah Bigelow, WOF	1	0

15-rebound games	Ovr.	SoCon
Jeromy Rodriguez, ETSU	1	1
Ethan Stair, MER	1	0
Tyler Creammer, VMI	1	0
Carlos Dotson, WCU	1	0

10-rebound games	Ovr.	SoCon
Ethan Stair, MER	7	0
Kaelon Harris, CIT	6	0
Carlos Dotson, WCU	6	2
Jeromy Rodriguez, ETSU	5	1
James Dickey, UNCG	4	1
Clay Mounce, FUR	3	1
Robert Allen, SAM	3	1
Jalen Dupree, SAM	3	1
Eddie Davis III, CIT	2	0
Noah Gurley, FUR	2	1
Jalen Slawson, FUR	2	1
Maciej Bender, MER	2	1
Kaleb Hunter, UNCG	2	0
Mason Faulkner, WCU	2	0
Chevez Goodwin, WOF	2	1
Brady Spence, CIT	1	0
Vonnie Paterson, ETSU	1	0
Victor Bafutto, MER	1	0

Djordje Dimitrijevic, MER	1	0
Mohammed Abdulsala, UNCG	1	1
Brandon Austin, SAM	1	0
Rod Johnson, UTC	1	0
Ramon Vila, UTC	1	0
Tyler Creammer, VMI	1	0
Garrett Gilkeson, VMI	1	1
Jake Stephens, VMI	1	0

15-assist games	Ovr.	SoCon
Josh Sharkey, SAM	2	0

10-assist games	Ovr.	SoCon
Josh Sharkey, SAM	5	1
Tyson Batiste, CIT	1	0
Djordje Dimitrijevic, MER	1	1
Mason Faulkner, WCU	1	0

5-block games	Ovr.	SoCon
---------------	------	-------

Double-doubles	Ovr.	SoCon
Ethan Stair, MER	7	0
Carlos Dotson, WCU	6	2
Kaelon Harris, CIT	5	0
Jeromy Rodriguez, ETSU	4	1
Clay Mounce, FUR	3	1
Robert Allen, SAM	3	1
Jalen Dupree, SAM	3	1
Josh Sharkey, SAM*	3	1
Eddie Davis III, CIT	2	0
Noah Gurley, FUR	2	1
Maciej Bender, MER	2	1
Kaleb Hunter, UNCG	2	0
Mason Faulkner, WCU	2	0
Chevez Goodwin, WOF	2	1
Brady Spence, CIT	1	0
Jalen Slawson, FUR	1	1
Victor Bafutto, MER	1	0
Djordje Dimitrijevic, MER	1	0
James Dickey, UNCG	1	0
Rod Johnson, UTC	1	0
Tyler Creammer, VMI	1	0
Garrett Gilkeson, VMI	1	1

20/15 games	Ovr.	SoCon
Jeromy Rodriguez, ETSU	1	1

20/10 games	Ovr.	SoCon
Kaelon Harris, CIT	2	0
Ethan Stair, MER	2	0
Jeromy Rodriguez, ETSU	1	1
Josh Sharkey, SAM*	1	1
Garrett Gilkeson, VMI	1	1
Carlos Dotson, WCU	1	1

Triple-doubles	Ovr.	SoCon
Mason Faulkner, WCU	1	0

\* points/assists

## 3-POINTER STREAKS

Six SoCon student-athletes have streaks of at least 10 games with a made 3-pointer, led by Samford's Brandon Austin's 17-game streak that dates back to last season.

### Consecutive games with a 3-pointer

Player, school	'19-20	'18-19	Total
Brandon Austin, SAM, R-Sr.	15	2	17
Djordje Dimitrijevic, MER, Sr.	14	x	14
Alex Hunter, FUR, Jr.	14	x	14
Kaiden Rice, CIT, Jr.	13	x	13
Ross Cummings, MER, Sr.	6	7	13
Matt Halvorsen, WCU, Jr.	12	x	12

## THE SOCON VS. RANKED TEAMS

Wofford's 68-64 win at No. 17 North Carolina on Sunday is the Southern Conference's third road win over a top-25 team in as many seasons and the Terriers' second over a ranked UNC squad in the last three seasons.

Last season, Furman beat No. 8 Villanova and in 2017, Wofford downed then-No. 5 North Carolina. Coincidentally, Villanova and North Carolina were both defending national champions in those games.

Three of the SoCon's nine wins over ranked opponents since 1998 have come within the last two calendar years.

### Southern Conference ranked wins since 1997-98

SoCon	Opp.	Score	Date
Wofford	#17 North Carolina	68-64	12/15/19
Furman	#8 Villanova	76-68 (OT)	11/17/18
Wofford	#5 North Carolina	79-75	12/20/17
Col. of Charleston	#21 Baylor	63-59	11/24/12
Davidson	#12 Kansas	80-74	12/19/11
Col. of Charleston	#9 North Carolina	82-79 (OT)	1/4/10
#23 Davidson	#24 Gonzaga	82-76	3/21/08
#23 Davidson	#8 Georgetown	74-70	3/23/08
#23 Davidson	#6 Wisconsin	73-56	3/28/08
Col. of Charleston	#3 North Carolina	66-64	12/5/98

# SoCon RECORD BOOK

## INDIVIDUAL

### Coaching wins at a SoCon school

1. 447 Bob McKillip, DAV (1992-14)
2. 299 Mike Young, WOF (2002-19)
3. 243 Mack McCarthy, UTC (1985-97)
- 243 Burton Shipley, MD (1923-47)
5. 230 Bill Reinhart, GW (1935-42; 1949-66)
6. 226 Eddie Cameron, Duke (1928-42)
- 226 Bobby Cremins, APP (1975-81); CofC (2006-12)
8. 223 Lyles Alley, FUR (1945-49; 1950-66)
9. 213 Les Robinson, CIT (1974-85); ETSU (1985-90)
10. 205 Murray Greason, WF (1935-53)
11. 194 Norman Shepard, UNC (1923-24); DAV (1937-49)
12. 193 Larry Hunter, WCU (2005-18)
13. 187 Everett Case, NCSU (1946-53)
14. 176 Lefty Driesell, DAV (1960-69)
15. 168 Malcolm U. Pitt, RICH (1935-52)
- 16. 153 Wes Miller, UNCG (2011-present)**
17. 148 Herman J. Stegeman, UGA (1921-31)
18. 147 Lester Hooker Jr., RICH (1952-63)
19. 146 Fred Schaus, WVU (1954-60)
20. 145 Steve Cottrell, WCU (1977-87)
- 145 John Shulman, UTC (2004-13)
22. 142 Joe Williams, FUR (1970-78)
23. 141 Tom Scott, UNC (1946-52); DAV (1955-60)
24. 139 Ron Shumate, UTC (1972-79)
- 139 Tom Apke, APP (1986-96)

### Coaching wins per season (min. two seasons)

- | Avg. Wins      | Yrs.        |          |                                    |
|----------------|-------------|----------|------------------------------------|
| 1. 26.7        | 187         | 7        | Everett Case, NCSU 1946-53         |
| 2. 26.0        | 52          | 2        | Ben Carnevale, UNC 1944-46         |
| <b>3. 25.0</b> | <b>100*</b> | <b>4</b> | <b>Steve Forbes, ETSU 2015-pr.</b> |
| 4. 24.3        | 146         | 6        | Fred Schaus, WVU 1954-60           |
| <b>5. 24.0</b> | <b>48*</b>  | <b>2</b> | <b>Bob Richey, FUR 2017-pr.</b>    |

\* Entering 2019-20 season

### 3-point field goals made

- | Game  |                                 |               |  |
|-------|---------------------------------|---------------|--|
| 1. 15 | Keith Veney, MAR vs. Morehead*  | 12/16/96      |  |
| 15    | Jordan Lyons, FUR vs. NGU*      | 11/15/18      |  |
| 3. 11 | Elton Nesbitt, GSU vs. UTC      | 1/17/05       |  |
| 11    | Fletcher Magee, WOF at UTC      | 2/17/18       |  |
| 11    | Patrick Good, ETSU at WCU       | 1/26/19       |  |
| 6. 10 | 10 times. Last:                 |               |  |
|       | <b>Jordan Lyons, FUR at VMI</b> | <b>1/1/20</b> |  |

\* NCAA record

### Blocked shots

- | Career         |                           |                 |
|----------------|---------------------------|-----------------|
| 1. 349         | Kyle Hines, UNCG          | 2004-08         |
| 2. 308         | Rans Brempong, WCU        | 2001-05         |
| 3. 270         | Justin Tuoyo, UTC         | 2014-17         |
| 4. 269         | George Singleton, FUR     | 1981-84         |
| 5. 238         | Jody Lumpkin, CofC        | 1998-01         |
| 6. 220         | Jeremy Clayton, APP       | 2004-08         |
| 7. 215         | Kirill Misychenko, CIT    | 1995-98         |
| 8. 213         | Lucas Troutman, Elon      | 2010-14         |
| 9. 202         | Lewis Preston, VMI        | 1990-93         |
| <b>10. 201</b> | <b>James Dickey, UNCG</b> | <b>2016-pr.</b> |
| 11. 199        | Zane Najdawi, CIT         | 2015-19         |

### Steals

- | Career        |                          |                 |
|---------------|--------------------------|-----------------|
| 1. 334        | Keith Jennings, ETSU     | 1988-91         |
| 2. 293        | D.J. Thompson, APP       | 2003-06         |
| 3. 285        | Brigham Waginger, WCU    | 2006-10         |
| 4. 250        | Derek Rucker, DAV        | 1985-88         |
| <b>5. 248</b> | <b>Josh Sharkey, SAM</b> | <b>2016-pr.</b> |
| 6. 247        | Tyson Patterson, APP     | 1996-00         |

### Season

- | Game     |  |                 |
|----------|--|-----------------|
| 1. 11    | Ali Ton, DAV vs. Tufts                   | 11/29/97        |
| 2. 10    | Shawn Moore, MAR vs. ETSU                | 1/29/94         |
| 10       | Brandon Born, UTC vs. USC Aiken          | 11/26/94        |
| 10       | Jason Bell, VMI vs. Furman               | 2/10/98         |
| 10       | Zakee Wadood, ETSU vs. Clemson           | 12/15/03        |
| 6. 9     | D.J. Thompson, APP vs. UNCG              | 2/22/07         |
| 9        | Stephen Curry, DAV vs. Guilford          | 11/14/08        |
| <b>9</b> | <b>Isaiah Miller, UNCG vs. Mercer</b>    | <b>1/1/20</b>   |
| 9. 8     | 21 times. Last:                          |                 |
|          | <b>Tray Boyd III, ETSU vs. Mars Hill</b> | <b>12/19/19</b> |

### Assists

- | Career        |                          |                 |
|---------------|--------------------------|-----------------|
| 1. 983        | Keith Jennings, ETSU     | 1988-91         |
| 2. 701        | Greg White, MAR          | 1978-81         |
| 3. 668        | Guilherme Da Luz, FUR    | 2000-03         |
| 4. 663        | Jason Richards, DAV      | 2004-08         |
| <b>5. 661</b> | <b>Josh Sharkey, SAM</b> | <b>2016-pr.</b> |
| 6. 647        | Casey Rogers, WCU        | 1999-02         |

# ACTIVE SoCon CAREER LEADERS

### Points scored (SoCon career rank)

- |       |                             |
|-------|-----------------------------|
| 1,301 | Nathan Hoover, Wofford, Sr. |
| 1,297 | Josh Sharkey, Samford, Sr.  |
| 1,283 | Jordan Lyons, Furman, Sr.   |
| 1,128 | Isaiah Miller, UNCG, Jr.    |
| 973   | Ethan Stair, Mercer, R-Sr.  |

### Points scored per game (min. 800 points)

- |       |                             |
|-------|-----------------------------|
| 12.97 | Isaiah Miller, UNCG, Jr.    |
| 11.58 | Josh Sharkey, Samford, Sr.  |
| 11.12 | Nathan Hoover, Wofford, Sr. |
| 11.06 | Jordan Lyons, Furman, Sr.   |
| 10.89 | Ross Cummings, Mercer, Sr.  |

### Field-goal percentage (min. 240 made)

- |      |                           |
|------|---------------------------|
| .538 | James Dickey, UNCG, Sr.   |
| .528 | Clay Mounce, Furman, Jr.  |
| .502 | Bo Hodges, ETSU, Jr.      |
| .500 | Isaiah Miller, UNCG, Jr.  |
| .496 | Kyrin Galloway, UNCG, Sr. |

### 3-point field goals made

- |     |                                       |
|-----|---------------------------------------|
| 255 | Jordan Lyons, Furman, Sr.             |
| 249 | Nathan Hoover, Wofford, Sr.           |
| 173 | Ross Cummings, Mercer, Sr.            |
| 173 | Matt Halvorsen, Western Carolina, Jr. |
| 148 | Kaiden Rice, The Citadel, Jr.         |

### 3-point field-goal percentage (min. 120 made)

- |      |                                |
|------|--------------------------------|
| .452 | Storm Murphy, Wofford, Jr.     |
| .417 | Brandon Austin, Samford, R-Sr. |
| .404 | Ross Cummings, Mercer, Sr.     |
| .391 | Patrick Good, ETSU, R-Jr.      |
| .387 | Nathan Hoover, Wofford, Sr.    |

### Free-throw percentage (min. 110 made)

- |      |                                |
|------|--------------------------------|
| .877 | Nathan Hoover, Wofford, Sr.    |
| .854 | Myron Gordon, Samford, Sr.     |
| .848 | Matt Halvorsen, WCU, Jr.       |
| .801 | Djordje Dimitrijevic, MER, Sr. |
| .801 | Ross Cummings, Mercer, Sr.     |

### Rebounds

- |     |                               |
|-----|-------------------------------|
| 898 | James Dickey, UNCG, Sr.       |
| 496 | Ethan Stair, Mercer, R-Sr.    |
| 479 | Jeremy Rodriguez, ETSU, R-Sr. |
| 458 | Garrett Gilkeson, VMI, Sr.    |
| 446 | Tyler Creammer, VMI, Sr.      |

### Rebounds per game (min. 280 rebounds)

- |      |                                      |
|------|--------------------------------------|
| 9.98 | Jeremy Rodriguez, ETSU, R-Sr.        |
| 9.30 | Carlos Dotson, Western Carolina, Jr. |
| 7.95 | James Dickey, UNCG, Jr.              |
| 7.77 | Robert Allen, Samford, So.           |
| 5.04 | Kaelon Harris, The Citadel, Sr.      |

### Blocked shots

- |     |                            |      |
|-----|----------------------------|------|
| 201 | James Dickey, UNCG, Sr.    | (10) |
| 96  | Kyrin Galloway, UNCG, Sr.  |      |
| 59  | Clay Mounce, Furman, Jr.   |      |
| 57  | Bo Hodges, ETSU, Jr.       |      |
| 45  | Robert Allen, Samford, So. |      |

### Steals

- |     |                            |     |
|-----|----------------------------|-----|
| 248 | Josh Sharkey, Samford, Sr. | (5) |
| 189 | Isaiah Miller, UNCG, Jr.   |     |
| 122 | Garrett Gilkeson, VMI, Sr. |     |
| 103 | Ethan Stair, Mercer, R-Sr. |     |
| 96  | Jordan Lyons, Furman, Sr.  |     |

### Assists

- |     |                            |     |
|-----|----------------------------|-----|
| 661 | Josh Sharkey, Samford, Sr. | (5) |
| 280 | Storm Murphy, Wofford, Jr. |     |
| 207 | Garrett Gilkeson, VMI, Sr. |     |
| 203 | Alex Hunter, Furman, Jr.   |     |
| 177 | Isaiah Miller, UNCG, Jr.   |     |

### Assists per game (min. 150 assists)

- |      |                            |
|------|----------------------------|
| 5.90 | Josh Sharkey, Samford, Sr. |
| 3.41 | Storm Murphy, Wofford, Jr. |
| 2.48 | Alex Hunter, Furman, Jr.   |
| 2.03 | Isaiah Miller, UNCG, Jr.   |
| 2.01 | Greg Parham, VMI, Jr.      |

**America East (1-0)**

12/18 UNCG 54, Vermont 53

**American Athletic (0-3)**

11/5 East Carolina 80, VMI 68  
 11/21 South Florida 69, Wofford 55  
 12/2 South Florida 65, Furman 55

**ASUN (7-1)**

11/11 Mercer 74, Kennesaw State 62  
 11/15 Mercer 84, FGCU 68  
 11/16 North Alabama 61, Samford 55  
 11/21 Western Carolina 96, Jacksonville 94 (2OT)  
 11/24 Western Carolina 70, Stetson 64  
 12/4 UNCG 72, Kennesaw State 54  
 (Fleming Gym; Greensboro, N.C.)  
 12/7 VMI 88, Stetson 61  
 12/22 Wofford 83, Kennesaw State 70

**Atlantic 10 (0-2)**

11/26 St. Bonaventure 56, Mercer 51  
 12/4 Duquesne 71, VMI 58

**Atlantic Coast (1-7)**

11/15 Florida State 79, Western Carolina 74  
 11/20 Florida State 89, Chattanooga 53  
 12/11 Virginia Tech 63, Chattanooga 58  
 12/15 NC State 80, UNCG 77  
 12/15 Wofford 68, #17 North Carolina 64  
 12/19 #4 Duke 86, Wofford 57  
 12/21 Virginia Tech 64, VMI 55  
 12/22 NC State 83, The Citadel 63

**Big 12 (0-2)**

11/8 #3 Kansas 74, UNCG 62  
 11/19 #4 Kansas 75, ETSU 63

**Big East (1-4)**

11/6 St. John's 109, Mercer 79  
 11/16 Butler 80, Wofford 61  
 11/30 UNCG 65, Georgetown 61  
 12/18 Xavier 74, Western Carolina 61  
 12/21 Georgetown 99, Samford 71

**Big Sky (1-2)**

11/15 Idaho 68, VMI 67  
 (Jonesboro, Ark.)  
 11/16 Montana State 67, UNCG 66  
 (Fleming Gym; Greensboro, N.C.)  
 11/24 ETSU 70, Southern Utah 58

**Big South (12-4)**

11/5 Furman 70, Gardner-Webb 63  
 11/9 UNC Asheville 91, The Citadel 76  
 11/9 Western Carolina 71, Gardner-Webb 59  
 11/9 Wofford 89, High Point 61  
 11/11 Presbyterian 80, VMI 77 (OT)  
 11/12 Furman 91, Charleston Southern 47  
 11/14 ETSU 61, Winthrop 58  
 11/16 Campbell 87, The Citadel 73  
 12/7 UNCG 60, Radford 58  
 12/7 Western Carolina 78, UNC Asheville 77  
 12/7 Wofford 81, Gardner-Webb 77  
 12/8 Furman 84, USC Upstate 72  
 12/14 Furman 80, Winthrop 73  
 (Bon Secours Wellness Arena; Greenville, S.C.)  
 12/19 The Citadel 102, Longwood 99 (3OT)  
 12/21 Chattanooga 68, UNC Asheville 64  
 12/29 USC Upstate 91, VMI 82

**Big Ten (0-1)**

11/20 Illinois 85, The Citadel 57

**Big West (1-1)**

11/17 VMI 89, UC Davis 84 (2OT)  
 (Jonesboro, Ark.)  
 12/15 Hawaii 94, Samford 73

**Colonial (2-1)**

11/12 William & Mary 80, Wofford 79  
 11/26 Furman 97, Elon 61  
 12/16 Mercer 72, UNCW 63

**Conference USA (0-2)**

11/30 Louisiana Tech 78, Samford 57  
 12/22 Florida Atlantic 65, Mercer 50

**Horizon (3-0)**

11/23 Mercer 72, UIC 68  
 12/21 ETSU 80, Cleveland State 55  
 12/21 UNCG 67, Northern Kentucky 50  
 (Fleming Gym; Greensboro, N.C.)

**Metro Atlantic Athletic (2-2)**

11/8 Marist 58, VMI 56  
 11/19 Samford 70, Manhattan 57  
 11/23 The Citadel 79, Marist 75  
 12/1 Canisius 76, Mercer 66  
 (Boca Raton, Fla.)

**Mid-Eastern Athletic (5-0)**

11/5 UNCG 83, North Carolina A&T 50  
 11/12 Western Carolina 90, North Carolina A&T 64  
 11/23 ETSU 98, Delaware State 66  
 11/26 Wofford 67, Maryland Eastern Shore 42  
 12/2 Wofford 77, North Carolina Central 59

**Missouri Valley (1-0)**

11/8 Furman 87, Loyola-Chicago 63

**Non-Division I (25-0)**

11/5 Wofford 86, Erskine 63  
 11/6 ETSU 79, Newberry 50  
 11/7 Samford 68, Kentucky Wesleyan 42  
 11/8 Mercer 84, Columbia International 76  
 11/11 UNCG 109, Averett 51  
 11/13 Samford 102, UVA-Wise 64  
 11/15 Furman 83, Southern Wesleyan 61  
 11/20 VMI 96, Christendom 20  
 11/22 Furman 90, Columbia International 45  
 11/26 The Citadel 90, Brevard 47  
 11/26 VMI 98, Goucher 32  
 11/27 Western Carolina 78, Bryan 54  
 12/3 Samford 97, Auburn-Montgomery 64  
 12/7 The Citadel 108, Carver 40  
 12/8 Chattanooga 99, Tennessee Wesleyan 51  
 12/10 The Citadel 129, Piedmont 83  
 12/11 Furman 90, North Greenville 65  
 12/11 VMI 78, Ferrum 60  
 12/13 Wofford 112, North Greenville 66  
 12/15 ETSU 97, Milligan 41  
 12/28 Western Carolina 108, Piedmont 47  
 12/28 Mercer 104, Milligan 52  
 12/28 UNCG 106, William Peace 34  
 12/29 Chattanooga 72, Cumberland 42  
 12/29 ETSU 117, Mars Hill 48

**Ohio Valley (6-3)**

11/5 Morehead State 90, Samford 86 (2OT)  
 11/5 Eastern Kentucky 79, Chattanooga 68  
 11/9 Chattanooga 59, Tennessee State 57  
 11/9 ETSU 92, UT Martin 75  
 11/11 Belmont 95, Samford 63  
 11/15 UNCG 64, Tennessee Tech 30  
 (Fleming Gym; Greensboro, N.C.)  
 11/19 The Citadel 74, Southeast Missouri 69  
 11/30 Chattanooga 63, Jacksonville State 60  
 (Niceville, Fla.)

America East.....	1-0
American Athletic.....	0-3
ASUN.....	7-1
Atlantic 10.....	0-2
Atlantic Coast.....	1-7
Big 12.....	0-2
Big East.....	1-4
Big Sky.....	1-2
Big South.....	12-4
Big Ten.....	0-1
Big West.....	1-1
Colonial.....	2-1
Conference USA.....	0-2
Horizon.....	3-0
Metro Atlantic Athletic.....	2-2
Mid-Eastern Athletic.....	5-0
Missouri Valley.....	1-0
Non-Division I.....	25-0
Ohio Valley.....	6-3
Patriot.....	0-1
Southeastern.....	1-7
Southland.....	1-0
Southwestern Athletic.....	1-0
Summit.....	0-2
Sun Belt.....	8-3
<b>Total.....</b>	<b>79-48</b>
Home.....	52-10
Away.....	23-35
Neutral.....	4-3
vs. Top 25.....	1-5

12/21 Western Carolina 89, Tennessee Tech 76

**Patriot (0-1)**

12/2 Holy Cross 81, Mercer 67  
 (Boca Raton, Fla.)

**Southeastern (1-7)**

11/5 Georgia 91, Western Carolina 72  
 11/12 Georgia 95, The Citadel 86  
 11/18 Missouri 75, Wofford 56  
 11/19 Alabama 81, Furman 73  
 11/25 #17 Tennessee 58, Chattanooga 46  
 12/5 #14 Auburn 81, Furman 78 (OT)  
 12/18 Alabama 105, Samford 87  
 (Legacy Arena; Birmingham, Ala.)  
 12/18 ETSU 74, LSU 63

**Southland (1-0)**

12/7 Samford 113, Houston Baptist 90

**Southwestern Athletic (1-0)**


11/29 Chattanooga 74, Alabama State 56  
 (Niceville, Fla.)

**Summit (0-2)**

11/27 South Dakota State 86, Samford 77  
 12/7 North Dakota State 78, ETSU 68

**Sun Belt (8-3)**

11/12 Chattanooga 74, Troy 68  
 11/14 Arkansas State 71, VMI 56  
 11/15 Chattanooga 90, South Alabama 72  
 11/18 UNCG 55, Appalachian State 41  
 11/19 Georgia Southern 98, Mercer 88  
 11/23 Samford 72, Troy 60  
 11/26 ETSU 78, Appalachian State 69  
 11/27 Furman 58, UT Arlington 57  
 (Elon, N.C.)  
 11/30 ETSU 67, Little Rock 63  
 12/7 Georgia State 73, Mercer 61  
 12/15 Chattanooga 84, Troy 80 (OT)



### The Citadel (6-8, 0-3 SoCon)

N9	UNC ASHEVILLE (ESPN3)	L, 76-91
N12	at Georgia (SEC Network+)	L, 86-95
N16	CAMPBELL (ESPN3)	L, 73-87
N19	at Southeast Missouri (ESPN+)	W, 74-69
N20	at Illinois# (Big Ten Network)	L, 57-85
N23	at Marist (ESPN+)	W, 79-75
N26	BREVARD# (ESPN+)	W, 90-47
D4	*ETSU (ESPN+)	L, 84-96
D7	CARVER (ESPN3)	W, 108-40
D10	PIEDMONT (ESPN3)	W, 129-83
D19	at Longwood (ESPN+)	W, 102-99 (3OT)
D22	at NC State (ACC Network)	L, 63-83
J1	*at Samford (ESPN+)	L, 68-69
J4	*WESTERN CAROLINA (ESPN+)	L, 82-86
J11	*at Wofford (ESPN3)	7 p.m.
J15	*UNCG (ESPN+)	7 p.m.
J18	*at VMI (ESPN+)	1 p.m.
J22	*at Chattanooga (ESPN+)	7 p.m.
J25	*FURMAN (ESPN3)	1 p.m.
J29	*WOFFORD (ESPN+)	7 p.m.
F1	*at Mercer (Nexstar/ESPN3)	4:30 p.m.
F5	*at UNCG (ESPN3)	7 p.m.
F8	*VMI (ESPN+)	1 p.m.
F12	*at ETSU (ESPN+)	7 p.m.
F15	*SAMFORD (Nexstar/ESPN3)	1 p.m.
F19	*CHATTANOOGA (ESPN+)	7 p.m.
F22	*at Western Carolina (ESPN3)	7:30 p.m.
F26	*MERCER (ESPN3)	7 p.m.
F29	*at Furman (Nexstar/ESPN+)	4 p.m.
M6-9	at SoCon Championship (Asheville, N.C.)	

# - Illinois Classic (campus sites)



### ETSU (13-3, 2-1 SoCon)

N6	NEWBERRY (ESPN+)	W, 79-50
N9	at UT Martin (ESPN+)	W, 92-75
N14	WINTHROP (ESPN+)	W, 61-58
N19	at No. 4 Kansas# (ESPN+)	L, 63-75
N23	DELAWARE STATE# (ESPN3)	W, 98-66
N24	SOUTHERN UTAH# (ESPN+)	W, 70-58
N26	APPALACHIAN STATE (ESPN+)	W, 78-69
N30	at Little Rock (ESPN+)	W, 67-63
D4	*at The Citadel (ESPN+)	W, 96-84
D7	at North Dakota State (ESPN+)	L, 68-78
D15	MILLIGAN (ESPN3)	W, 97-41
D18	at LSU (SEC Network)	W, 74-63
D21	CLEVELAND STATE (ESPN3)	W, 80-55
D29	MARS HILL (ESPN3)	W, 117-48
J1	*WOFFORD (ESPN+)	W, 49-48
J4	*at Furman (ESPN3)	L, 56-65
J8	*at UNCG (ESPN+)	7 p.m.
J11	*VMI (Nexstar/ESPN3)	4 p.m.
J15	*SAMFORD (ESPN+)	7 p.m.
J18	*at Western Carolina (Nexstar/ESPN+)	7 p.m.
J25	*CHATTANOOGA (ESPN+)	4 p.m.
J29	*MERCER (ESPN+)	7 p.m.
F1	*UNCG (ESPN+)	4 p.m.
F5	*at Chattanooga (ESPN+)	7 p.m.
F8	*at Mercer (ESPN+)	4:30 p.m.
F12	*THE CITADEL (ESPN+)	7 p.m.
F15	*at VMI (ESPN+)	1 p.m.
F19	*FURMAN (ESPN+)	7 p.m.
F22	*at Samford (ESPN+)	3 p.m.
F26	*at Wofford (ESPN+)	7 p.m.
F29	*WESTERN CAROLINA (ESPN+)	4 p.m.
M6-9	at SoCon Championship (Asheville, N.C.)	

# - Maui Jim Maui Invitational (campus sites)



### Furman (13-3, 3-0 SoCon)

N5	at Gardner-Webb (ESPN+)	W, 70-63
N8	LOYOLA CHICAGO (ESPN3)	W, 87-63
N12	at Charleston Southern (ESPN+)	W, 91-47
N15	SOUTHERN WESLEYAN# (ESPN3)	W, 83-61
N19	at Alabama# (SEC Network+)	L, 73-81
N22	COLUMBIA INTERNATIONAL (ESPN3)	W, 90-45
N26	at Elon# (FloHoops)	W, 97-61
N27	vs. UT Arlington^	W, 58-57
D2	at South Florida (ESPN3)	L, 55-65
D5	at No. 14 Auburn (SEC Network)	L, 78-81 (OT)
D8	USC UPSTATE (ESPN+)	W, 84-72
D11	NORTH GREENVILLE (ESPN3)	W, 90-65
D14	WINTHROP& (ESPN+)	W, 80-73
D20	*at Mercer (ESPN3)	W, 64-62
J1	*at VMI (ESPN+)	W, 89-73
J4	*ETSU (ESPN3)	W, 65-56
J8	*at Chattanooga (ESPN+)	7 p.m.
J11	*UNCG& (ESPN3)	7 p.m.
J15	*WESTERN CAROLINA (ESPN+)	7 p.m.
J17	*at Wofford (ESPN+)	7 p.m.
J22	*SAMFORD (ESPN+)	7 p.m.
J25	*at The Citadel (ESPN3)	1 p.m.
J29	*VMI (ESPN+)	7 p.m.
F5	*MERCER (ESPN+)	7 p.m.
F8	*at Western Carolina (ESPN+)	2 p.m.
F12	*at Samford (ESPN+)	7:30 p.m.
F15	*CHATTANOOGA (ESPN3)	4 p.m.
F19	*at ETSU (ESPN+)	7 p.m.
F22	*WOFFORD& (Nexstar/ESPN+)	12 p.m.
F26	*at UNCG (ESPN+)	7 p.m.
F29	*THE CITADEL (Nexstar/ESPN+)	4 p.m.
M6-9	at SoCon Championship (Asheville, N.C.)	


# - Bad Boy Mowers Battle 4 Atlantis (campus sites)  
^ - Bad Boy Mowers Battle 4 Atlantis (Elon, N.C.)  
& - Bon Secours Wellness Arena (Greenville, S.C.)



### Mercer (6-10, 0-3 SoCon)

N6	at St. John's (FS1)	L, 79-109
N8	COLUMBIA INTERNATIONAL (ESPN3)	W, 84-76
N11	KENNESAW STATE (ESPN+)	W, 74-62
N15	FGCU (ESPN3)	W, 84-68
N19	at Georgia Southern (ESPN+)	L, 88-98
N23	at UIC# (ESPN+)	W, 72-68
N26	at St. Bonaventure# (ESPN+)	L, 51-56
D1	vs. Canisius^ (CUSA.TV)	L, 66-76
D2	vs. Holy Cross^ (CUSA.TV)	L, 67-81
D7	GEORGIA STATE (ESPN+)	L, 61-73
D16	at UNCW (FloHoops)	W, 72-63
D20	*FURMAN (ESPN3)	L, 62-64
D22	FLORIDA ATLANTIC (ESPN+)	L, 50-65
D28	MILLIGAN (ESPN3)	W, 104-52
J1	*at UNCG (ESPN+)	L, 63-72
J4	*CHATTANOOGA (ESPN3)	L, 61-70
J11	*at Western Carolina (ESPN+)	5 p.m.
J15	*VMI (ESPN+)	7 p.m.
J18	*at Samford (ESPN3)	3 p.m.
J22	*WESTERN CAROLINA (ESPN+)	7 p.m.
J25	*at VMI (Nexstar/ESPN3)	1 p.m.
J29	*at ETSU (ESPN+)	7 p.m.
F1	*THE CITADEL (Nexstar/ESPN3)	4:30 p.m.
F5	*at Furman (ESPN+)	7 p.m.
F8	*ETSU (ESPN+)	4:30 p.m.
F12	*at Wofford (ESPN+)	7 p.m.
F15	*UNCG (ESPN3)	4:30 p.m.
F19	*SAMFORD (ESPN+)	7 p.m.
F22	*at Chattanooga (ESPN3)	4:30 p.m.
F26	*at The Citadel (ESPN3)	7 p.m.
F29	*WOFFORD (ESPN+)	4:30 p.m.
M6-9	at SoCon Championship (Asheville, N.C.)	


# - Boca Raton Beach Classic (campus sites)  
^ - Boca Raton Beach Classic (Boca Raton, Fla.)



### UNC Greensboro (12-4, 2-1 SoCon)

N5	North Carolina A&T (ESPN3)	W, 83-50
N8	at No. 3 Kansas (ESPN3)	L, 62-74
N11	AVERETT# (ESPN+)	W, 109-51
N15	TENNESSEE TECH#^ (ESPN3)	W, 64-30
N16	MONTANA STATE#^ (ESPN3)	L, 66-67
N18	APPALACHIAN STATE# (ESPN+)	W, 55-41
N24	*VMI (ESPN+)	W, 74-63
N30	at Georgetown (FS2)	W, 65-61
D4	KENNESAW STATE^ (ESPN+)	W, 72-54
D7	at Radford (ESPN+)	W, 60-58
D15	NC STATE (ESPN+)	L, 77-80
D18	at Vermont (ESPN+)	W, 54-53
D21	NORTHERN KENTUCKY^ (ESPN+)	W, 67-50
D28	WILLIAM PEACE (ESPN3)	W, 106-34
J1	*MERCER (ESPN+)	W, 72-63
J4	*at Wofford (Nexstar/ESPN+)	L, 92-98 (2OT)
J8	*ETSU (ESPN+)	7 p.m.
J11	*at Furman& (ESPN3)	7 p.m.
J15	*at The Citadel (ESPN+)	7 p.m.
J18	*CHATTANOOGA (ESPN+)	7 p.m.
J25	*at Samford (ESPN3)	3 p.m.
J29	*at Western Carolina (ESPN+)	7 p.m.
F1	*at ETSU (ESPN+)	4 p.m.
F5	*THE CITADEL (ESPN3)	7 p.m.
F9	*SAMFORD (ESPN+)	1 p.m.
F12	*WESTERN CAROLINA (ESPN+)	7 p.m.
F15	*at Mercer (ESPN3)	4:30 p.m.
F19	*WOFFORD (ESPN+)	7 p.m.
F22	*at VMI (ESPN+)	1 p.m.
F26	*FURMAN (ESPN+)	7 p.m.
F29	*at Chattanooga (ESPN+)	4:30 p.m.
M6-9	at SoCon Championship (Asheville, N.C.)	


# - Spartan Invitational  
^ - Fleming Gymnasium (Greensboro, N.C.)  
& - Bon Secours Wellness Arena (Greenville, S.C.)



### Samford (8-8, 2-0 SoCon)

N5	at Morehead State (ESPN+)	L, 86-90 (2OT)
N7	KENTUCKY WESLEYAN (ESPN+)	W, 68-42
N11	at Belmont (ESPN+)	L, 63-95
N13	UVA-WISE (ESPN3)	W, 102-64
N16	at North Alabama (ESPN+)	L, 55-61
N19	MANHATTAN (ESPN+)	W, 70-57
N23	TROY (ESPN3)	W, 72-60
N27	at South Dakota State (ESPN3)	L, 77-86
N30	at Louisiana Tech (CUSA.TV)	L, 57-78
D3	AUBURN-MONTGOMERY (ESPN3)	W, 97-64
D7	at Houston Baptist	W, 113-90
D15	at Hawaii (Spectrum Sports)	L, 73-94
D18	ALABAMA# (ESPN+)	L, 87-105
D21	at Georgetown (FS1)	L, 71-99
J1	*THE CITADEL (ESPN+)	W, 69-68
J4	*at VMI (ESPN+)	W, 78-75
J8	*WOFFORD (ESPN+)	7:30 p.m.
J11	*at Chattanooga (ESPN3)	2 p.m.
J15	*at ETSU (ESPN+)	7 p.m.
J18	*MERCER (ESPN3)	3 p.m.
J22	*at Furman (ESPN+)	7 p.m.
J25	*UNCG (ESPN3)	3 p.m.
J29	*CHATTANOOGA (ESPN+)	7:30 p.m.
F1	*at Wofford (ESPN3)	7 p.m.
F5	*WESTERN CAROLINA (ESPN3)	7:30 p.m.
F9	*at UNCG (ESPN+)	1 p.m.
F12	*FURMAN (ESPN+)	7:30 p.m.
F15	*at The Citadel (Nexstar/ESPN3)	1 p.m.
F19	*at Mercer (ESPN+)	7 p.m.
F22	*ETSU (ESPN+)	3 p.m.
F26	*at Western Carolina (ESPN+)	7 p.m.
F29	*VMI (ESPN3)	5 p.m.
M6-9	at SoCon Championship (Asheville, N.C.)	


# - Legacy Arena at Birmingham-Jefferson Convention Complex (Birmingham, Ala.)



**Chattanooga**  
(10-5, 1-1 SoCon)

N5	at Eastern Kentucky (ESPN+)	L, 68-79
N9	TENNESSEE STATE (SDN)	W, 59-57
N12	at Troy (ESPN+)	W, 74-68
N15	SOUTH ALABAMA (SDN)	W, 90-72
N20	at Florida State# (Fox Sports South/ACCNE)	L, 53-89
N25	at No. 17 Tennessee# (SEC Network)	L, 46-58
N29	vs. Alabama State^ (EmeraldCoast.TV)	W, 74-56
N30	vs. Jacksonville State^ (EmeraldCoast.TV)	W, 63-60
D3	*at Western Carolina (ESPN3)	L, 77-87
D8	TENNESSEE WESLEYAN (ESPN3)	W, 99-51
D11	at Virginia Tech (ACC Network)	L, 58-63
D15	TROY (ESPN+)	W, 84-80 (OT)
D21	at UNC Asheville (ESPN+)	W, 68-64
D29	CUMBERLAND (ESPN3)	W, 72-42
J4	*at Mercer (ESPN3)	W, 70-61
J8	*FURMAN (ESPN+)	7 p.m.
J11	*SAMFORD (ESPN3)	2 p.m.
J15	*WOFFORD (ESPN+)	7 p.m.
J18	*at UNCG (ESPN+)	7 p.m.
J22	*THE CITADEL (ESPN+)	7 p.m.
J25	*at ETSU (ESPN+)	4 p.m.
J29	*at Samford (ESPN+)	7:30 p.m.
F1	*WESTERN CAROLINA (ESPN3)	2 p.m.
F5	*ETSU (ESPN+)	7 p.m.
F8	*at Wofford (Nexstar/ESPN+)	7 p.m.
F12	*VMI (ESPN+)	7 p.m.
F15	*at Furman (ESPN3)	4 p.m.
F19	*at The Citadel (ESPN+)	7 p.m.
F22	*MERCER (ESPN3)	4:30 p.m.
F26	*at VMI (ESPN+)	7 p.m.
F29	*UNCG (ESPN+)	4:30 p.m.
M6-9	at SoCon Championship (Asheville, N.C.)	


# - Emerald Coast Classic (campus sites)  
^ - Emerald Coast Classic (Niceville, Fla.)



**VMI**  
(5-11, 0-3 SoCon)


N5	at East Carolina (ESPN3)	L, 68-80
N8	MARIST (ESPN3)	L, 56-58
N11	PRESBYTERIAN (ESPN+)	L, 77-80 (OT)
N14	at Arkansas State# (ESPN+)	L, 56-71
N15	vs. Idaho^	L, 67-68*
N17	vs. UC Davis^	W, 89-84 (2OT)
N20	CHRISTENDOM# (ESPN3)	W, 96-20
N24	*at UNCG (ESPN+)	L, 63-74
N26	GOUCHER (ESPN3)	W, 98-32
D4	at Duquesne (ESPN+)	L, 58-71
D7	STETSON (ESPN+)	W, 88-61
D11	FERRUM (ESPN3)	W, 78-60
D21	at Virginia Tech (ACC Network)	L, 55-64
D29	at USC Upstate (ESPN+)	L, 82-91
J1	*FURMAN (ESPN+)	L, 73-89
J4	*SAMFORD (ESPN+)	L, 75-78
J8	*WESTERN CAROLINA (ESPN3)	7 p.m.
J11	*at ETSU (Nexstar/ESPN3)	4 p.m.
J15	*at Mercer (ESPN+)	7 p.m.
J18	*THE CITADEL (ESPN+)	1 p.m.
J22	*at Wofford (ESPN+)	7 p.m.
J25	*MERCER (Nexstar/ESPN3)	1 p.m.
J29	*at Furman (ESPN+)	7 p.m.
F5	*WOFFORD (ESPN+)	7 p.m.
F8	*at The Citadel (ESPN+)	1 p.m.
F12	*at Chattanooga (ESPN+)	7 p.m.
F15	*ETSU (ESPN+)	1 p.m.
F19	*at Western Carolina (ESPN+)	7 p.m.
F22	*UNCG (ESPN+)	1 p.m.
F26	*CHATTANOOGA (ESPN+)	7 p.m.
F29	*at Samford (ESPN3)	5 p.m.
M6-9	at SoCon Championship (Asheville, N.C.)	

# - Red Wolves Classic (campus sites)  
^ - Red Wolves Classic (Jonesboro, Ark.)



**Western Carolina**  
(10-3, 2-0 SoCon)

N5	at Georgia (SEC Network+)	L, 72-91
N9	GARDNER-WEBB (ESPN3)	W, 71-59
N12	NORTH CAROLINA A&T (ESPN+)	W, 90-64
N15	at Florida State (Fox Sports South/ACCNE)	L, 74-79
N21	at Jacksonville (ESPN+)	W, 96-94 (2OT)
N24	at Stetson (ESPN+)	W, 70-64
N27	BRYAN (SDN)	W, 78-54
D3	*CHATTANOOGA (ESPN3)	W, 87-77
D7	UNC ASHEVILLE (Nexstar/ESPN3)	W, 78-77
D18	at Xavier (FS1)	L, 61-74
D21	at Tennessee Tech (ESPN+)	W, 89-76
D28	PIEDMONT (SDN)	W, 108-47
J4	*at The Citadel (ESPN+)	W, 86-82
J8	*at VMI (ESPN3)	7 p.m.
J11	*MERCER (ESPN+)	5 p.m.
J15	*at Furman (ESPN+)	7 p.m.
J18	*ETSU (Nexstar/ESPN+)	7 p.m.
J22	*at Mercer (ESPN+)	7 p.m.
J25	*WOFFORD (ESPN3)	7 p.m.
J29	*UNCG (ESPN+)	7 p.m.
F1	*at Chattanooga (ESPN3)	2 p.m.
F5	*at Samford (ESPN3)	7:30 p.m.
F8	*FURMAN (ESPN+)	2 p.m.
F12	*at UNCG (ESPN+)	7 p.m.
F15	*at Wofford (ESPN+)	7 p.m.
F19	*VMI (ESPN+)	7 p.m.
F22	*THE CITADEL (ESPN3)	7:30 p.m.
F26	*SAMFORD (ESPN+)	7 p.m.
F29	*at ETSU (ESPN+)	4 p.m.
M6-9	at SoCon Championship (Asheville, N.C.)	



**Wofford**  
(9-6, 1-1 SoCon)

N5	ERSKINE (ESPN3)	W, 86-63
N9	HIGH POINT (SDN)	W, 89-61
N12	WILLIAM & MARY (ESPN+)	L, 79-80
N16	at Butler# (FS2)	L, 61-80
N18	at Missouri# (SEC Network+)	L, 56-75
N21	at South Florida (ESPN3)	L, 55-69
N26	at Maryland Eastern Shore#	W, 67-42
D2	NORTH CAROLINA CENTRAL (ESPN+)	W, 77-59
D7	GARDNER-WEBB (ESPN3)	W, 81-77
D13	NORTH GREENVILLE (ESPN3)	W, 112-66
D15	at No. 17 North Carolina (ACC Network)	W, 68-64
D19	at No. 4 Duke (ESPN2)	L, 57-86
D22	at Kennesaw State (ESPN+)	W, 83-70
J1	*at ETSU (ESPN+)	L, 48-49
J4	*UNCG (Nexstar/ESPN+)	W, 98-92 (2OT)
J8	*at Samford (ESPN+)	7:30 p.m.
J11	*THE CITADEL (ESPN3)	7 p.m.
J15	*at Chattanooga (ESPN+)	7 p.m.
J17	*FURMAN (ESPN+)	7 p.m.
J22	*VMI (ESPN+)	7 p.m.
J25	*at Western Carolina (ESPN3)	7 p.m.
J29	*at The Citadel (ESPN+)	7 p.m.
F1	*SAMFORD (ESPN3)	7 p.m.
F5	*at VMI (ESPN+)	7 p.m.
F8	*CHATTANOOGA (Nexstar/ESPN+)	7 p.m.
F12	*MERCER (ESPN+)	7 p.m.
F15	*WESTERN CAROLINA (ESPN+)	7 p.m.
F19	*at UNCG (ESPN+)	7 p.m.
F22	*at Furman& (Nexstar/ESPN+)	12 p.m.
F26	*ETSU (ESPN+)	7 p.m.
F29	*at Mercer (ESPN+)	4:30 p.m.
M6-9	at SoCon Championship (Asheville, N.C.)	

# - Hall of Fame Classic (campus sites)  
& - Bon Secours Wellness Arena (Greenville, S.C.)

**Southern Conference men's basketball  
media relations information**

<p><b>The Citadel (CitadelSports.com)</b> Milledge Austin (maustin7@citadel.edu) Office: 843-953-6567</p> <p><b>ETSU (ETSUBucs.com)</b> Kevin Brown (brownk@etsu.edu) Office: 423-439-5263</p> <p><b>Furman (FurmanPaladins.com)</b> Jordan Caskey (jordan.caskey@furman.edu) Office: 864-294-3065</p> <p><b>Mercer (MercerBears.com)</b> Travis Rae (rae_tj@mercerc.edu) Office: 478-301-5219</p> <p><b>UNCG (UNCGSpartans.com)</b> Mark Pinkerton (mdpinker@uncg.edu) Office: 757-812-1926</p> <p><b>Samford (SamfordSports.com)</b> Joey Mullins (jimmulli1@samford.edu) Office: 205-726-2799</p>	<p><b>Chattanooga (GoMocs.com)</b> Jim Horten (jameshorten@utc.edu) Office: 423-425-2350</p> <p><b>VMI (VMIKeydets.com)</b> Wade Branner (brannerwh@vmi.edu) Office: 540-464-7515</p> <p><b>Western Carolina (CatamountSports.com)</b> Steven Grandy (sgrandy@email.wcu.edu) Office: 828-227-2655</p> <p><b>Wofford (WoffordTerriers.com)</b> Phil Marcello (marcellopr@wofford.edu) Office: 864-597-4092</p> <p><b>Southern Conference (SoConSports.com)</b> Phil Perry (pperry@socon.org) Office: 864-591-5100 // Cell: 864-525-5174</p>
--	--

2019-20 Southern Conference  
CONFERENCE BASKETBALL STATISTICS  
Through games of Jan 07, 2020 (All games)

SCORING OFFENSE	G	W-L	Pts	Avg/G
1. The Citadel	14	6-8	1171	83.6
2. Western Carolina	13	10-3	1060	81.5
3. Furman	16	13-3	1254	78.4
4. ETSU	16	13-3	1245	77.8
5. Samford	16	8-8	1238	77.4
6. Wofford	15	9-6	1117	74.5
7. VMI	16	5-11	1179	73.7
8. UNC Greensboro	16	12-4	1178	73.6
9. Mercer	16	6-10	1138	71.1
10. Chattanooga	15	10-5	1055	70.3

SCORING DEFENSE	G	Pts	Avg/G
1. UNC Greensboro	16	927	57.9
2. ETSU	16	996	62.2
3. Furman	16	1025	64.1
4. Chattanooga	15	987	65.8
5. VMI	16	1081	67.6
6. Wofford	15	1033	68.9
7. Mercer	16	1153	72.1
8. Western Carolina	13	938	72.2
9. Samford	16	1228	76.8
10. The Citadel	14	1105	78.9

SCORING MARGIN	G	Offense	Defense	Margin
1. UNC Greensboro	16	73.6	57.9	+15.7
2. ETSU	16	77.8	62.2	+15.6
3. Furman	16	78.4	64.1	+14.3
4. Western Carolina	13	81.5	72.2	+9.4
5. VMI	16	73.7	67.6	+6.1
6. Wofford	15	74.5	68.9	+5.6
7. The Citadel	14	83.6	78.9	+4.7
8. Chattanooga	15	70.3	65.8	+4.5
9. Samford	16	77.4	76.8	+0.6
10. Mercer	16	71.1	72.1	-0.9

FREE THROW PCT	G	FTM	FTA	Pct.
1. Wofford	15	170	223	.762
2. VMI	16	159	219	.726
3. Furman	16	184	254	.724
4. Mercer	16	181	256	.707
5. Western Carolina	13	181	260	.696
6. Chattanooga	15	163	240	.679
7. The Citadel	14	177	261	.678
8. Samford	16	219	323	.678
9. ETSU	16	219	330	.664
10. UNC Greensboro	16	164	260	.631

FIELD GOAL PERCENTAGE	G	FGM	FGA	Pct.
1. Furman	16	455	946	.481
2. ETSU	16	447	934	.479
3. Western Carolina	13	370	781	.474
4. Wofford	15	392	849	.462
5. Samford	16	454	989	.459
6. The Citadel	14	422	929	.454
7. Mercer	16	421	955	.441
8. VMI	16	417	946	.441
9. Chattanooga	15	384	889	.432
10. UNC Greensboro	16	434	1007	.431

FIELD GOAL PCT DEFENSE	G	FGM	FGA	Pct.
1. UNC Greensboro	16	321	795	.404
2. ETSU	16	360	878	.410
3. Samford	16	444	1049	.423
4. Furman	16	389	911	.427
5. Chattanooga	15	365	834	.438
6. Western Carolina	13	345	787	.438
7. The Citadel	14	407	928	.439
8. VMI	16	389	884	.440
9. Mercer	16	413	937	.441
10. Wofford	15	365	822	.444

3-POINT FG PCT	G	3FGM	3FGA	Pct.
1. Wofford	15	163	416	.392
2. Western Carolina	13	139	365	.381
3. VMI	16	186	491	.379
4. Furman	16	160	434	.369
5. Mercer	16	115	317	.363
6. The Citadel	14	150	426	.352
7. ETSU	16	132	376	.351
8. Samford	16	111	318	.349
9. Chattanooga	15	124	366	.339
10. UNC Greensboro	16	146	456	.320

3-POINT FG PCT DEFENSE	G	3FGM	3FGA	Pct.
1. ETSU	16	90	329	.274
2. Furman	16	102	355	.287
3. Western Carolina	13	86	288	.299
4. The Citadel	14	118	387	.305
5. Chattanooga	15	89	284	.313
6. Samford	16	148	469	.316
7. Mercer	16	117	353	.331
8. UNC Greensboro	16	106	315	.337
9. Wofford	15	113	332	.340
10. VMI	16	112	322	.348

REBOUNDING OFFENSE	G	Rebounds	Avg/G
1. Samford	16	620	38.8
2. Western Carolina	13	503	38.7
3. The Citadel	14	538	38.4
4. UNC Greensboro	16	600	37.5
5. ETSU	16	600	37.5
6. Mercer	16	579	36.2
7. Chattanooga	15	536	35.7
8. VMI	16	563	35.2
9. Furman	16	528	33.0
10. Wofford	15	452	30.1

REBOUNDING DEFENSE	G	Rebounds	Avg/G
1. ETSU	16	502	31.4
2. Wofford	15	476	31.7
3. Mercer	16	518	32.4
4. Western Carolina	13	427	32.8
5. UNC Greensboro	16	529	33.1
6. Furman	16	546	34.1
7. VMI	16	547	34.2
8. Chattanooga	15	515	34.3
9. The Citadel	14	539	38.5
10. Samford	16	634	39.6



2019-20 Southern Conference  
CONFERENCE BASKETBALL STATISTICS  
Through games of Jan 07, 2020 (All games)

REBOUNDING MARGIN	G	Team	Avg.	Opp.	Avg.	Margin
1.	ETSU	16	600	37.5	502	31.4 +6.1
2.	Western Carolina	13	503	38.7	427	32.8 +5.8
3.	UNC Greensboro	16	600	37.5	529	33.1 +4.4
4.	Mercer	16	579	36.2	518	32.4 +3.8
5.	Chattanooga	15	536	35.7	515	34.3 +1.4
6.	VMI	16	563	35.2	547	34.2 +1.0
7.	The Citadel	14	538	38.4	539	38.5 -0.1
8.	Samford	16	620	38.8	634	39.6 -0.9
9.	Furman	16	528	33.0	546	34.1 -1.1
10.	Wofford	15	452	30.1	476	31.7 -1.6

BLOCKED SHOTS	G	No.	Avg/G
1.	ETSU	16	73 4.6
2.	UNC Greensboro	16	69 4.3
3.	Samford	16	47 2.9
4.	Furman	16	46 2.9
5.	VMI	16	45 2.8
6.	Wofford	15	40 2.7
7.	The Citadel	14	34 2.4
8.	Mercer	16	36 2.3
9.	Western Carolina	13	26 2.0
10.	Chattanooga	15	23 1.5

ASSISTS	G	No.	Avg/G
1.	The Citadel	14	237 16.9
2.	VMI	16	269 16.8
3.	Furman	16	245 15.3
4.	Western Carolina	13	192 14.8
5.	ETSU	16	233 14.6
6.	Mercer	16	227 14.2
7.	Chattanooga	15	208 13.9
8.	Wofford	15	206 13.7
9.	Samford	16	214 13.4
10.	UNC Greensboro	16	205 12.8

STEALS	G	No.	Avg/G
1.	UNC Greensboro	16	151 9.4
2.	ETSU	16	145 9.1
3.	Furman	16	135 8.4
4.	The Citadel	14	111 7.9
5.	VMI	16	126 7.9
6.	Samford	16	120 7.5
7.	Mercer	16	115 7.2
8.	Wofford	15	93 6.2
9.	Western Carolina	13	76 5.8
10.	Chattanooga	15	75 5.0

TURNOVER MARGIN	G	Team	Avg.	Opp.	Avg.	Margin
1.	UNC Greensboro	16	182	11.4	300	18.8 +7.4
2.	Furman	16	189	11.8	265	16.6 +4.8
3.	ETSU	16	207	12.9	264	16.5 +3.6
4.	Chattanooga	15	181	12.1	206	13.7 +1.7
5.	VMI	16	201	12.6	224	14.0 +1.4
6.	Wofford	15	176	11.7	196	13.1 +1.3
7.	The Citadel	14	213	15.2	223	15.9 +0.7
8.	Western Carolina	13	195	15.0	194	14.9 -0.1
9.	Samford	16	258	16.1	253	15.8 -0.3
10.	Mercer	16	242	15.1	218	13.6 -1.5

ASSIST/TURNOVER RATIO	G	Ast.	Avg.	T/O	Avg.	Ratio
1.	VMI	16	269	16.8	201	12.6 1.3
2.	Furman	16	245	15.3	189	11.8 1.3
3.	Wofford	15	206	13.7	176	11.7 1.2
4.	Chattanooga	15	208	13.9	181	12.1 1.1
5.	UNC Greensboro	16	205	12.8	182	11.4 1.1
6.	ETSU	16	233	14.6	207	12.9 1.1
7.	The Citadel	14	237	16.9	213	15.2 1.1
8.	Western Carolina	13	192	14.8	195	15.0 1.0
9.	Mercer	16	227	14.2	242	15.1 0.9
10.	Samford	16	214	13.4	258	16.1 0.8

OFFENSIVE REBOUNDS	G	No.	Avg/G
1.	UNC Greensboro	16	211 13.2
2.	ETSU	16	193 12.1
3.	Samford	16	174 10.9
4.	Western Carolina	13	141 10.8
5.	Mercer	16	169 10.6
6.	The Citadel	14	147 10.5
7.	Chattanooga	15	157 10.5
8.	VMI	16	164 10.3
9.	Furman	16	133 8.3
10.	Wofford	15	123 8.2

DEFENSIVE REBOUNDS	G	No.	Avg/G
1.	The Citadel	14	391 27.9
2.	Samford	16	446 27.9
3.	Western Carolina	13	362 27.8
4.	Mercer	16	410 25.6
5.	ETSU	16	407 25.4
6.	Chattanooga	15	379 25.3
7.	VMI	16	399 24.9
8.	Furman	16	395 24.7
9.	UNC Greensboro	16	389 24.3
10.	Wofford	15	329 21.9

DEFENSIVE REB PCT.	G	D-Reb	Opp. OR	D-Reb%
1.	Chattanooga	15	379	124 .753
2.	UNC Greensboro	16	389	129 .751
3.	Western Carolina	13	362	121 .749
4.	Mercer	16	410	149 .733
5.	ETSU	16	407	153 .727
6.	VMI	16	399	152 .724
7.	The Citadel	14	391	149 .724
8.	Furman	16	395	156 .717
9.	Wofford	15	329	136 .708
10.	Samford	16	446	214 .676

OFFENSIVE REB PCT.	G	O-Reb	Opp. DR	O-Reb%
1.	ETSU	16	193	349 .356
2.	UNC Greensboro	16	211	400 .345
3.	Western Carolina	13	141	306 .315
4.	Mercer	16	169	369 .314
5.	VMI	16	164	395 .293
6.	Samford	16	174	420 .293
7.	Chattanooga	15	157	391 .286
8.	The Citadel	14	147	390 .274
9.	Wofford	15	123	340 .266
10.	Furman	16	133	390 .254

2019-20 Southern Conference  
CONFERENCE BASKETBALL STATISTICS  
Through games of Jan 07, 2020 (All games)

3-POINT FG MADE	G	No.	Avg/G
1. VMI	16	186	11.6
2. Wofford	15	163	10.9
3. The Citadel	14	150	10.7
4. Western Carolina	13	139	10.7
5. Furman	16	160	10.0
6. UNC Greensboro	16	146	9.1
7. Chattanooga	15	124	8.3
8. ETSU	16	132	8.3
9. Mercer	16	115	7.2
10. Samford	16	111	6.9

2019-20 Southern Conference  
CONFERENCE BASKETBALL STATISTICS  
Through games of Jan 07, 2020 (All games)

Team	Conference	Pct.	PF	PA	Overall	Pct.	PF	PA	Current unbeaten streak
Furman	3-0	1.000	72.7	63.7	13-3	.812	78.4	64.1	Furman -- 6
Western Carolina	2-0	1.000	86.5	79.5	10-3	.769	81.5	72.2	Chattanooga -- 4
Samford	2-0	1.000	73.5	71.5	8-8	.500	77.4	76.8	Western Carolina -- 3
ETSU	2-1	.667	67.0	65.7	13-3	.812	77.8	62.2	Samford -- 2
UNC Greensboro	2-1	.667	79.3	74.7	12-4	.750	73.6	57.9	Wofford -- 1
Chattanooga	1-1	.500	73.5	74.0	10-5	.667	70.3	65.8	
Wofford	1-1	.500	73.0	70.5	9-6	.600	74.5	68.9	
The Citadel	0-3	.000	78.0	83.7	6-8	.429	83.6	78.9	
Mercer	0-3	.000	62.0	68.7	6-10	.375	71.1	72.1	
VMI	0-3	.000	70.3	80.3	5-11	.312	73.7	67.6	

TEAM SUMMARIES	G	PF-PA	Avg score	Margin	FG-FGA	Pct.	3FG-FGA	Pct.	FT-FTA	Pct.	RebF	RebA	Margin
Chattanooga	15	1055-987	70.3-65.8	+4.5	384-889	.432	124-366	.339	163-240	.679	536	515	+1.4
ETSU	16	1245-996	77.8-62.2	+15.6	447-934	.479	132-376	.351	219-330	.664	600	502	+6.1
Furman	16	1254-1025	78.4-64.1	+14.3	455-946	.481	160-434	.369	184-254	.724	528	546	-1.1
Mercer	16	1138-1153	71.1-72.1	-0.9	421-955	.441	115-317	.363	181-256	.707	579	518	+3.8
Samford	16	1238-1228	77.4-76.8	+0.6	454-989	.459	111-318	.349	219-323	.678	620	634	-0.9
The Citadel	14	1171-1105	83.6-78.9	+4.7	422-929	.454	150-426	.352	177-261	.678	538	539	-0.1
UNC Greensboro	16	1178-927	73.6-57.9	+15.7	434-1007	.431	146-456	.320	164-260	.631	600	529	+4.4
VMI	16	1179-1081	73.7-67.6	+6.1	417-946	.441	186-491	.379	159-219	.726	563	547	+1.0
Western Carolina	13	1060-938	81.5-72.2	+9.4	370-781	.474	139-365	.381	181-260	.696	503	427	+5.8
Wofford	15	1117-1033	74.5-68.9	+5.6	392-849	.462	163-416	.392	170-223	.762	452	476	-1.6

ATTENDANCE	Home	Average	Away	Average	Neutral	Average	Total	Average
Chattanooga	5-12117	2423	8-46047	5756	2-345	172	15-58509	3901
ETSU	9-37611	4179	7-32764	4681	0-0	0	16-70375	4398
Furman	7-14607	2087	8-28175	3522	1-0	0	16-42782	2674
Mercer	8-18535	2317	6-14066	2344	2-0	0	16-32601	2038
Samford	7-8751	1250	9-20971	2330	0-0	0	16-29722	1858
The Citadel	7-4575	654	7-37937	5420	0-0	0	14-42512	3037
UNC Greensboro	11-37229	3384	5-29911	5982	0-0	0	16-67140	4196
VMI	8-9099	1137	6-16984	2831	2-204	102	16-26287	1643
Western Carolina	6-9022	1504	7-31853	4550	0-0	0	13-40875	3144
Wofford	7-10275	1468	8-41071	5134	0-0	0	15-51346	3423
Totals	75-161821	2158	71-299779	4222	7-549	78	153-462149	3021

2019-20 Southern Conference  
INDIVIDUAL BASKETBALL STATISTICS  
Through games of Jan 07, 2020 (All games)

To be ranked, a player must appear in at least 75.0% of their team's games.

SCORING							REBOUNDING						
	Cl	G	FG	3FG	FT	Pts Avg/G		Cl	G	Off	Def	Total	Avg/G
1. Josh Sharkey-SAM	Sr	13	77	13	78	245 18.8	1. Ethan Stair-MER	Sr	16	28	115	143	8.9
2. Mason Faulkner-WCU	Jr	13	72	31	67	242 18.6	2. Carlos Dotson-WCU	Sr	13	34	82	116	8.9
3. Isaiah Miller-UNCG	Jr	16	118	14	37	287 17.9	3. James Dickey-UNCG	Sr	16	49	86	135	8.4
4. Jordan Lyons-FUR	Sr	16	86	44	62	278 17.4	4. Kaelon Harris-CIT	Sr	13	28	75	103	7.9
5. Ethan Stair-MER	Sr	16	95	37	42	269 16.8	5. Jeromy Rodriguez-ETSU	Sr	15	45	73	118	7.9
6. Kaiden Rice-CIT	Jr	14	76	45	16	213 15.2	6. Jalen Dupree-SAM	Sr	16	40	71	111	6.9
7. Djordje Dimitrijevic-MER	Sr	15	74	26	53	227 15.1	7. Clay Mounce-FUR	Jr	16	32	76	108	6.8
8. Brandon Austin-SAM	Sr	15	80	39	20	219 14.6	8. Robert Allen-SAM	So	15	31	69	100	6.7
9. Matt Ryan-UTC	Sr	15	73	37	34	217 14.5	9. Eddie Davis III-CIT	Sr	14	26	64	90	6.4
10. Storm Murphy-WOF	Jr	14	72	37	19	200 14.3	10. Chevez Goodwin-WOF	Jr	15	37	56	93	6.2
11. Noah Gurley-FUR	So	16	86	11	42	225 14.1	11. Mason Faulkner-WCU	Jr	13	10	65	75	5.8
12. Clay Mounce-FUR	Jr	16	80	33	27	220 13.8	12. Ramon Vila-UTC	Jr	15	39	47	86	5.7
13. Kaelon Harris-CIT	Sr	13	57	12	52	178 13.7	13. Bo Hodges-ETSU	Jr	16	27	63	90	5.6
14. Bo Hodges-ETSU	Jr	16	84	9	41	218 13.6	14. Garrett Gilkeson-VMI	Sr	16	19	70	89	5.6
15. Robert Allen-SAM	So	15	80	16	27	203 13.5	15. Tyler Creammer-VMI	Sr	16	34	53	87	5.4
16. Travis Eeve-VMI	Fr	16	75	47	17	214 13.4	16. Onno Steger-WCU	Sr	13	19	50	69	5.3
-16. Tray Boyd III-ETSU	Sr	16	77	37	23	214 13.4	17. Lucas N'Guessan-ETSU	Sr	16	24	60	84	5.3
18. David Jean-Baptiste-UTC	Jr	15	73	26	27	199 13.3	-17. Jalen Slawson-FUR	So	16	18	66	84	5.3
19. Nathan Hoover-WOF	Sr	15	62	34	38	196 13.1	19. Noah Gurley-FUR	So	16	24	56	80	5.0
20. Carlos Dotson-WCU	Sr	13	67	0	35	169 13.0	-19. Rod Johnson-UTC	Jr	14	14	56	70	5.0
21. Jalen Dupree-SAM	Sr	16	72	9	42	195 12.2							
22. Fletcher Abee-CIT	Fr	14	54	36	15	159 11.4							
23. Kamdyn Curfman-VMI	Fr	16	59	47	14	179 11.2							
24. Onno Steger-WCU	Sr	13	44	28	25	141 10.8							
25. Garrett Gilkeson-VMI	Sr	16	56	27	32	171 10.7							
26. Jeromy Rodriguez-ETSU	Sr	15	66	0	28	160 10.7							
27. Matt Halvorsen-WCU	Jr	13	44	37	10	135 10.4							
28. Kameron Gibson-WCU	So	13	48	25	10	131 10.1							
29. Daivien Williamson-ETSU	So	16	53	23	30	159 9.9							
30. Ramon Vila-UTC	Jr	15	67	1	14	149 9.9							

FIELD GOAL PCT						ASSISTS			
	Cl	G	FGM	FGA	Pct.		Cl	G	No. Avg/G
1. Jeromy Rodriguez-ETSU	Sr	15	66	102	.647	1. Josh Sharkey-SAM	Sr	13	120 9.2
2. Messiah Jones-WOF	Fr	15	45	71	.634	2. Mason Faulkner-WCU	Jr	13	82 6.3
3. Carlos Dotson-WCU	Sr	13	67	111	.604	3. Tyson Batiste-CIT	Sr	14	88 6.3
4. Ramon Vila-UTC	Jr	15	67	113	.593	4. Alex Hunter-FUR	Jr	16	58 3.6
5. James Dickey-UNCG	Sr	16	51	92	.554	5. Djordje Dimitrijevic-MER	Sr	15	53 3.5
6. Chevez Goodwin-WOF	Jr	15	59	107	.551	6. Garrett Gilkeson-VMI	Sr	16	55 3.4
7. Jalen Dupree-SAM	Sr	16	72	131	.550	7. Isaiah Miller-UNCG	Jr	16	51 3.2
8. Noah Gurley-FUR	So	16	86	159	.541	8. Isaiah Tisdale-ETSU	Sr	16	49 3.1
9. Bo Hodges-ETSU	Jr	16	84	159	.528	9. Bo Hodges-ETSU	Jr	16	43 2.7
10. Clay Mounce-FUR	Jr	16	80	153	.523	10. Travis Eeve-VMI	Fr	16	42 2.6
11. Storm Murphy-WOF	Jr	14	72	138	.522	11. Daivien Williamson-ETSU	So	16	40 2.5
12. Travis Eeve-VMI	Fr	16	75	145	.517	12. Maurice Commander-UTC	So	15	36 2.4
13. Mike Bothwell-FUR	So	16	55	109	.505	13. Jordan Lyons-FUR	Sr	16	38 2.4
14. Josh Sharkey-SAM	Sr	13	77	154	.500	14. Storm Murphy-WOF	Jr	14	33 2.4
-14. James Glisson III-MER	Fr	16	49	98	.500	15. Ryan Larson-WOF	So	14	32 2.3

2019-20 Southern Conference  
INDIVIDUAL BASKETBALL STATISTICS  
Through games of Jan 07, 2020 (All games)

FREE THROW PCT					
	Cl	G	FTM	FTA	Pct.
1. Nathan Hoover-WOF	Sr	15	38	41	.927
2. Jordan Lyons-FUR	Sr	16	62	69	.899
3. Ethan Stair-MER	Sr	16	42	47	.894
4. Djordje Dimitrijevic-MER	Sr	15	53	65	.815
5. Matt Ryan-UTC	Sr	15	34	42	.810
6. Jalen Dupree-SAM	Sr	16	42	53	.792
7. Garrett Gilkeson-VMI	Sr	16	32	41	.780
8. Josh Sharkey-SAM	Sr	13	78	104	.750
-8. Lucas N'Guessan-ETSU	Sr	16	36	48	.750
10. Mason Faulkner-WCU	Jr	13	67	91	.736
11. Kaelon Harris-CIT	Sr	13	52	73	.712
12. Noah Gurley-FUR	So	16	42	59	.712
13. Myles Lewis-VMI	Jr	16	39	57	.684
14. Bo Hodges-ETSU	Jr	16	41	69	.594
15. Carlos Dotson-WCU	Sr	13	35	64	.547

STEALS				
	Cl	G	No.	Avg/G
1. Josh Sharkey-SAM	Sr	13	45	3.5
2. Isaiah Miller-UNCG	Jr	16	37	2.3
3. Clay Mounce-FUR	Jr	16	31	1.9
4. Isaiah Tisdale-ETSU	Sr	16	30	1.9
5. Garrett Gilkeson-VMI	Sr	16	27	1.7
-5. Tray Boyd III-ETSU	Sr	16	27	1.7
7. Mason Faulkner-WCU	Jr	13	21	1.6
8. Brandon Austin-SAM	Sr	15	23	1.5
-8. Djordje Dimitrijevic-MER	Sr	15	23	1.5
10. Travis Eeve-VMI	Fr	16	24	1.5
-10. Tyson Batiste-CIT	Sr	14	21	1.5
12. Patrick Good-ETSU	Jr	16	23	1.4
13. Keyshaun Langley-UNCG	Fr	16	22	1.4
-13. Jordan Lyons-FUR	Sr	16	22	1.4
15. Daniel Love-MER	So	16	20	1.3

3-POINT FG PCT					
	Cl	G	3FG	FGA	Pct.
1. Jaylon Pugh-FUR	So	13	13	24	.542
2. Storm Murphy-WOF	Jr	14	37	70	.529
3. Jonathan Scott-UTC	Sr	15	18	38	.474
4. Isaiah Bigelow-WOF	Fr	15	22	47	.468
5. Travis Eeve-VMI	Fr	16	47	102	.461
6. Trevor Stumpe-WOF	Sr	15	23	50	.460
7. Matt Halvorsen-WCU	Jr	13	37	81	.457
8. Clay Mounce-FUR	Jr	16	33	74	.446
9. Sean Conway-VMI	Fr	12	14	33	.424
10. Brandon Austin-SAM	Sr	15	39	92	.424
11. Rudy Fitzgibbons III-CIT	Fr	13	21	51	.412
12. Kamdyn Curfman-VMI	Fr	16	47	115	.409
13. Onno Steger-WCU	Sr	13	28	69	.406
14. Ethan Stair-MER	Sr	16	37	94	.394
15. Patrick Good-ETSU	Jr	16	38	97	.392

3-POINT FG MADE				
	Cl	G	3FG	Avg/G
1. Kaiden Rice-CIT	Jr	14	45	3.2
2. Travis Eeve-VMI	Fr	16	47	2.9
-2. Kamdyn Curfman-VMI	Fr	16	47	2.9
4. Matt Halvorsen-WCU	Jr	13	37	2.8
5. Jordan Lyons-FUR	Sr	16	44	2.8
6. Storm Murphy-WOF	Jr	14	37	2.6
7. Brandon Austin-SAM	Sr	15	39	2.6
8. Fletcher Abee-CIT	Fr	14	36	2.6
9. Matt Ryan-UTC	Sr	15	37	2.5
10. Mason Faulkner-WCU	Jr	13	31	2.4
11. Patrick Good-ETSU	Jr	16	38	2.4
12. Tray Boyd III-ETSU	Sr	16	37	2.3
-12. Ethan Stair-MER	Sr	16	37	2.3
14. Nathan Hoover-WOF	Sr	15	34	2.3
15. Onno Steger-WCU	Sr	13	28	2.2

BLOCKED SHOTS				
	Cl	G	No.	Avg/G
1. James Dickey-UNCG	Sr	16	32	2.0
2. Kyrin Galloway-UNCG	Sr	15	23	1.5
3. Lucas N'Guessan-ETSU	Sr	16	21	1.3
4. Chevez Goodwin-WOF	Jr	15	19	1.3
5. Jalen Dupree-SAM	Sr	16	17	1.1
-5. Jake Stephens-VMI	So	16	17	1.1
7. Robert Allen-SAM	So	15	15	1.0
8. Brady Spence-CIT	Fr	12	11	0.9
9. Bo Hodges-ETSU	Jr	16	14	0.9
-9. Clay Mounce-FUR	Jr	16	14	0.9
11. Messiah Jones-WOF	Fr	15	12	0.8
12. Noah Gurley-FUR	So	16	12	0.8
13. Xavier Cork-WCU	Fr	13	9	0.7
14. Maciej Bender-MER	Jr	16	10	0.6
-14. Jalen Slawson-FUR	So	16	10	0.6

ASSIST/TURNOVER RATIO					
	Cl	G	Ast.	T/O	Ratio
1. Alex Hunter-FUR	Jr	16	58	13	4.5
2. Garrett Gilkeson-VMI	Sr	16	55	17	3.2
3. Isaiah Tisdale-ETSU	Sr	16	49	19	2.6
4. Tyson Batiste-CIT	Sr	14	88	40	2.2
5. Mason Faulkner-WCU	Jr	13	82	42	2.0
6. Josh Sharkey-SAM	Sr	13	120	74	1.6
7. Djordje Dimitrijevic-MER	Sr	15	53	44	1.2
8. Isaiah Miller-UNCG	Jr	16	51	44	1.2

2019-20 Southern Conference  
INDIVIDUAL BASKETBALL STATISTICS  
Through games of Jan 07, 2020 (All games)

OFFENSIVE REBOUNDS	Cl	G	No.	Avg/G
1. James Dickey-UNCG	Sr	16	49	3.1
2. Jeromy Rodriguez-ETSU	Sr	15	45	3.0
3. Carlos Dotson-WCU	Sr	13	34	2.6
4. Ramon Vila-UTC	Jr	15	39	2.6
5. Jalen Dupree-SAM	Sr	16	40	2.5
6. Chevez Goodwin-WOF	Jr	15	37	2.5
7. Isaiah Miller-UNCG	Jr	16	35	2.2
8. Kaelon Harris-CIT	Sr	13	28	2.2
9. Tyler Creammer-VMI	Sr	16	34	2.1
10. Robert Allen-SAM	So	15	31	2.1
11. Clay Mounce-FUR	Jr	16	32	2.0
-11. Messiah Jones-WOF	Fr	15	30	2.0
13. Eddie Davis III-CIT	Sr	14	26	1.9
14. James Glisson III-MER	Fr	16	29	1.8
15. Ethan Stair-MER	Sr	16	28	1.8

DEFENSIVE REBOUNDS	Cl	G	No.	Avg/G
1. Ethan Stair-MER	Sr	16	115	7.2
2. Carlos Dotson-WCU	Sr	13	82	6.3
3. Kaelon Harris-CIT	Sr	13	75	5.8
4. James Dickey-UNCG	Sr	16	86	5.4
5. Mason Faulkner-WCU	Jr	13	65	5.0
6. Jeromy Rodriguez-ETSU	Sr	15	73	4.9
7. Clay Mounce-FUR	Jr	16	76	4.8
8. Robert Allen-SAM	So	15	69	4.6
9. Eddie Davis III-CIT	Sr	14	64	4.6
10. Jalen Dupree-SAM	Sr	16	71	4.4
11. Garrett Gilkeson-VMI	Sr	16	70	4.4
12. Jalen Slawson-FUR	So	16	66	4.1
13. Nathan Hoover-WOF	Sr	15	61	4.1
14. Brandon Austin-SAM	Sr	15	60	4.0
-14. Rod Johnson-UTC	Jr	14	56	4.0

MINUTES PLAYED	Cl	G	No.	Avg/G
1. Josh Sharkey-SAM	Sr	13	459	35.3
2. Ethan Stair-MER	Sr	16	563	35.2
3. Mason Faulkner-WCU	Jr	13	442	34.0
4. Djordje Dimitrijevic-MER	Sr	15	498	33.2
5. Nathan Hoover-WOF	Sr	15	496	33.1
6. Brandon Austin-SAM	Sr	15	489	32.6
7. Jordan Lyons-FUR	Sr	16	519	32.4
8. Matt Halvorsen-WCU	Jr	13	420	32.3
9. Robert Allen-SAM	So	15	484	32.3
10. Alex Hunter-FUR	Jr	16	513	32.1

2019-20 Southern Conference  
Conference Team Highs  
Through games of Jan 07, 2020 (All games)

TEAM HIGHS (highest totals made by)

Points	129	The Citadel vs Piedmont (12/10/19)
	117	ETSU vs Mars Hill (12/29/19)
	113	Samford at Houston Baptist (12/07/19)
	112	Wofford vs North Greenville (12/13/19)
	109	UNC Greensboro vs Averett (11/11/19)
Margin	76 (96-20)	VMI vs Christendom (11/20/19)
	72 (106-34)	UNC Greensboro vs William Peace (12/28/19)
	69 (117-48)	ETSU vs Mars Hill (12/29/19)
	68 (108-40)	The Citadel vs Carver (12/07/19)
	66 (98-32)	VMI vs Goucher (11/26/19)
Field goals made	46	The Citadel vs Piedmont (12/10/19)
	44	ETSU vs Mars Hill (12/29/19)
	43	Western Carolina vs Piedmont (12/28/19)
	41	Samford vs UVa-Wise (11/13/19)
	41	Mercer vs Milligan (12/28/19)
Field goal attempts	80	The Citadel vs Piedmont (12/10/19)
	79	Samford at Morehead State (11/05/19)
	79	Mercer vs Milligan (12/28/19)
	79	ETSU vs Mars Hill (12/29/19)
	78	UNC Greensboro at Wofford (01/04/20)
Field goal percentage	.698 (37-53)	VMI vs Christendom (11/20/19)
	.661 (39-59)	Wofford vs North Greenville (12/13/19)
	.649 (37-57)	Samford at Houston Baptist (12/07/19)
	.644 (38-59)	Furman vs Columbia Int'l (11/22/19)
	.639 (39-61)	UNC Greensboro vs Averett (11/11/19)
3-Pt FG made	19	Wofford vs North Greenville (12/13/19)
	18	VMI vs Stetson (12/07/19)
	17	Furman at Elon (11/26/19)
	17	VMI vs Goucher (11/26/19)
	16	VMI vs Christendom (11/20/19)
	16	Western Carolina vs Piedmont (12/28/19)
	16	VMI vs Samford (01/04/20)
3-Pt FG attempts	45	The Citadel at NC State (12/22/19)
	45	UNC Greensboro at Wofford (01/04/20)
	41	Furman at Alabama (11/19/19)
	41	The Citadel at Longwood (12/19/19)
	40	VMI vs Goucher (11/26/19)
	40	Wofford at North Carolina (12/15/19)
3-Pt percentage	.619 (13-21)	Samford at Houston Baptist (12/07/19)
	.615 (16-26)	VMI vs Christendom (11/20/19)
	.600 (9-15)	The Citadel vs UNC Asheville (11/09/19)
	.600 (6-10)	Mercer at UNC Greensboro (01/01/20)
	.594 (19-32)	Wofford vs North Greenville (12/13/19)
Free throws made	28	ETSU vs Delaware State (11/23/19)
	26	Samford at Houston Baptist (12/07/19)
	24	VMI vs UC Davis (11/17/19)
	23	Samford vs Auburn Montgomery (12/03/19)
	23	The Citadel vs Piedmont (12/10/19)
	23	ETSU vs Cleveland State (12/21/19)
Free throw attempts	36	ETSU vs Delaware State (11/23/19)
	34	Western Carolina at Jacksonville (11/21/19)
	32	Samford at Morehead State (11/05/19)
	32	Western Carolina vs Gardner-Webb (11/09/19)
	32	Samford at Houston Baptist (12/07/19)
	32	VMI vs Ferrum (12/11/19)

	32	ETSU vs Mars Hill (12/29/19)
Free throw percentage	1.000 (13-13)	Wofford vs William & Mary (11/12/19)
	1.000 (6-6)	VMI vs Christendom (11/20/19)
	1.000 (5-5)	VMI vs Samford (01/04/20)
	.933 (14-15)	Mercer vs FGCU (11/15/19)
	.929 (13-14)	The Citadel at Marist (11/23/19)
Rebounds	57	The Citadel vs Carver (12/07/19)
	56	ETSU vs Mars Hill (12/29/19)
	53	The Citadel vs Brevard (11/26/19)
	52	Samford vs Auburn Montgomery (12/03/19)
	50	Western Carolina vs Piedmont (12/28/19)
Assists	29	Chattanooga vs Tennessee Wesleyan (12/08/19)
	27	Wofford vs North Greenville (12/13/19)
	24	UNC Greensboro vs Averett (11/11/19)
	24	VMI vs UC Davis (11/17/19)
	24	The Citadel vs Carver (12/07/19)
	24	ETSU vs Mars Hill (12/29/19)
Steals	23	UNC Greensboro vs William Peace (12/28/19)
	20	ETSU vs Milligan (12/15/19)
	18	Samford vs Auburn Montgomery (12/03/19)
	17	VMI vs Goucher (11/26/19)
	17	Mercer vs Milligan (12/28/19)
	17	ETSU vs Mars Hill (12/29/19)
	17	UNC Greensboro vs Mercer (01/01/20)
Blocked shots	8	UNC Greensboro vs Averett (11/11/19)
	8	The Citadel vs Brevard (11/26/19)
	8	UNC Greensboro vs Kennesaw State (12/04/19)
	7	Samford at Morehead State (11/05/19)
	7	ETSU vs Newberry (11/06/19)
	7	ETSU at UT Martin (11/09/19)
	7	Wofford vs High Point (11/09/19)
	7	UNC Greensboro vs Appalachian State (11/18/19)
	7	ETSU vs Delaware State (11/23/19)
Turnovers	26	Samford vs Troy (11/23/19)
	24	Mercer at St. John's (11/06/19)
	24	Mercer at UNC Greensboro (01/01/20)
	22	The Citadel at Georgia (11/12/19)
	22	VMI at Virginia Tech (12/21/19)
	22	Western Carolina at Tennessee Tech (12/21/19)
Fouls	28	Mercer at St. John's (11/06/19)
	28	UNC Greensboro vs Kennesaw State (12/04/19)
	27	Furman at Auburn (12/05/19)
	26	Western Carolina at Jacksonville (11/21/19)
	25	Western Carolina at Georgia (11/05/19)
	25	ETSU at UT Martin (11/09/19)
	25	Samford at South Dakota State (11/27/19)
	25	ETSU at North Dakota State (12/07/19)
	25	The Citadel at Samford (01/01/20)



2019-20 Southern Conference  
Conference Individual Highs  
Through games of Jan 07, 2020 (All games)

INDIVIDUAL PLAYER GAME HIGHS

Points	40		Jordan Lyons (Furman) at VMI (01/01/20)
	33		Jordan Lyons (Furman) at Alabama (11/19/19)
	31		Mason Faulkner (Western Carolina) vs Chattanooga (12/03/19)
	31		Isaiah Miller (UNC Greensboro) vs Mercer (01/01/20)
	30		Kaiden Rice (The Citadel) vs ETSU (12/04/19)
Field goals made	13		Jeromy Rodriguez (ETSU) at The Citadel (12/04/19)
	13		Isaiah Miller (UNC Greensboro) vs Mercer (01/01/20)
	12		Isaiah Miller (UNC Greensboro) vs Kennesaw State (12/04/19)
	12		Isaiah Miller (UNC Greensboro) at Radford (12/07/19)
	11		Kaiden Rice (The Citadel) vs ETSU (12/04/19)
	11		Noah Gurley (Furman) vs USC Upstate (12/08/19)
	11		Josh Sharkey (Samford) vs The Citadel (01/01/20)
	11		Jordan Lyons (Furman) at VMI (01/01/20)
Field goal attempts	25		Isaiah Miller (UNC Greensboro) vs Mercer (01/01/20)
	24		Josh Sharkey (Samford) at Morehead State (11/05/19)
	23		Isaiah Miller (UNC Greensboro) at Wofford (01/04/20)
	21		Greg Parham (VMI) at East Carolina (11/05/19)
	21		Isaiah Miller (UNC Greensboro) vs Montana State (11/16/19)
	21		Isaiah Miller (UNC Greensboro) vs Appalachian State (11/18/19)
	21		Jordan Lyons (Furman) at Alabama (11/19/19)
	21		Isaiah Miller (UNC Greensboro) vs Kennesaw State (12/04/19)
	21		Isaiah Miller (UNC Greensboro) at Radford (12/07/19)
	21		Kaiden Rice (The Citadel) at NC State (12/22/19)
Field goal percentage	1.000	(10-10)	Noah Gurley (Furman) vs Southern Wesleyan (11/15/19)
	.909	(10-11)	Carlos Dotson (Western Carolina) vs Chattanooga (12/03/19)
	.889	(8-9)	Kaleb Hunter (UNC Greensboro) vs Averett (11/11/19)
	.889	(8-9)	Ramon Vila (Chattanooga) vs Tennessee Wesleyan (12/08/19)
	.889	(8-9)	Messiah Jones (Wofford) vs North Greenville (12/13/19)
3-Pt FG made	10		Jordan Lyons (Furman) at VMI (01/01/20)
	8		Onno Steger (Western Carolina) at The Citadel (01/04/20)
	7		Patrick Good (ETSU) at UT Martin (11/09/19)
	7		Deandre Thomas (Samford) vs Troy (11/23/19)
	7		Isaiah Bigelow (Wofford) vs North Greenville (12/13/19)
3-Pt FG attempts	16		Jordan Lyons (Furman) at Alabama (11/19/19)
	15		Kaiden Rice (The Citadel) at NC State (12/22/19)
	14		Kaiden Rice (The Citadel) at Longwood (12/19/19)
	13		Angelo Allegri (UNC Greensboro) at Wofford (01/04/20)
	12		Mason Faulkner (Western Carolina) at Georgia (11/05/19)
	12		Matt Ryan (Chattanooga) at Troy (11/12/19)
	12		Kaiden Rice (The Citadel) at Marist (11/23/19)
	12		Fletcher Abee (The Citadel) vs Carver (12/07/19)
	12		Matt Ryan (Chattanooga) vs Troy (12/15/19)
	12		Travis Eevee (VMI) at Virginia Tech (12/21/19)
	12		Nathan Hoover (Wofford) at Kennesaw State (12/22/19)
	12		Jordan Lyons (Furman) at VMI (01/01/20)
	12		Onno Steger (Western Carolina) at The Citadel (01/04/20)
3-Pt percentage	.875	(7-8)	Isaiah Bigelow (Wofford) vs North Greenville (12/13/19)
	.833	(10-12)	Jordan Lyons (Furman) at VMI (01/01/20)
	.833	(5-6)	Clay Mounce (Furman) vs Loyola Chicago (11/08/19)
	.833	(5-6)	Fletcher Abee (The Citadel) vs UNC Asheville (11/09/19)
	.833	(5-6)	David Jean-Baptiste (Chattanooga) vs South Alabama (11/15/19)
	.833	(5-6)	Daivien Williamson (ETSU) at Little Rock (11/30/19)
	.833	(5-6)	Kamdyn Curfman (VMI) at Virginia Tech (12/21/19)
	.833	(5-6)	Matt Halvorsen (Western Carolina) vs Piedmont (12/28/19)
Free throws made	13		Jordan Lyons (Furman) at Alabama (11/19/19)

	13	Kaelon Harris (The Citadel) at Longwood (12/19/19)
	12	Mason Faulkner (Western Carolina) vs Chattanooga (12/03/19)
	11	Mason Faulkner (Western Carolina) at Stetson (11/24/19)
	11	Josh Sharkey (Samford) vs Auburn Montgomery (12/03/19)
Free throw attempts	16	Mason Faulkner (Western Carolina) vs Chattanooga (12/03/19)
	14	Kaelon Harris (The Citadel) at Longwood (12/19/19)
	13	Jordan Lyons (Furman) at Alabama (11/19/19)
	13	Josh Sharkey (Samford) vs Auburn Montgomery (12/03/19)
	13	Jordan Lyons (Furman) vs Winthrop (12/14/19)
Free throw percentage	1.000 (13-13)	Jordan Lyons (Furman) at Alabama (11/19/19)
	1.000 (8-8)	Lucas N'Guessan (ETSU) vs Southern Utah (11/24/19)
	1.000 (8-8)	Jalen Dupree (Samford) at Houston Baptist (12/07/19)
	1.000 (8-8)	Jordan Lyons (Furman) at VMI (01/01/20)
	.929 (13-14)	Kaelon Harris (The Citadel) at Longwood (12/19/19)
Rebounds	17	Tyler Creammer (VMI) vs UC Davis (11/17/19)
	16	Jeromy Rodriguez (ETSU) at The Citadel (12/04/19)
	16	Ethan Stair (Mercer) at UNCW (12/16/19)
	15	Carlos Dotson (Western Carolina) at Georgia (11/05/19)
	14	Vonnie Patterson (ETSU) vs Appalachian State (11/26/19)
	14	Eddie Davis III (The Citadel) vs Carver (12/07/19)
Assists	15	Josh Sharkey (Samford) at Houston Baptist (12/07/19)
	15	Josh Sharkey (Samford) vs Alabama (12/18/19)
	14	Josh Sharkey (Samford) vs Troy (11/23/19)
	11	Tyson Batiste (The Citadel) at Southeast Missouri (11/19/19)
	10	Josh Sharkey (Samford) vs Kentucky Wesleyan (11/07/19)
	10	Mason Faulkner (Western Carolina) vs North Carolina A&T (11/12/19)
	10	Djordje Dimitrijevic (Mercer) vs Furman (12/20/19)
	10	Josh Sharkey (Samford) at VMI (01/04/20)
Steals	9	Isaiah Miller (UNC Greensboro) vs Mercer (01/01/20)
	8	Tray Boyd III (ETSU) vs Mars Hill (12/29/19)
	7	Mohammed Abdulsalam (UNC Greensboro) at Georgetown (11/30/19)
	7	Josh Sharkey (Samford) vs Auburn Montgomery (12/03/19)
	6	Keyshaun Langley (UNC Greensboro) vs Averett (11/11/19)
	6	Djordje Dimitrijevic (Mercer) at Georgia Southern (11/19/19)
	6	Tray Boyd III (ETSU) vs Delaware State (11/23/19)
	6	Josh Sharkey (Samford) at South Dakota State (11/27/19)
	6	Josh Sharkey (Samford) at Hawaii (12/15/19)
Blocked shots	4	Chevez Goodwin (Wofford) vs High Point (11/09/19)
	4	James Dickey (UNC Greensboro) vs Appalachian State (11/18/19)
	4	Logan Dye (Samford) vs Manhattan (11/19/19)
	4	Onno Steger (Western Carolina) at Jacksonville (11/21/19)
	4	James Dickey (UNC Greensboro) vs Kennesaw State (12/04/19)
	4	Maciej Bender (Mercer) vs Furman (12/20/19)
	4	James Dickey (UNC Greensboro) vs Northern Kentucky (12/21/19)
	4	Jake Stephens (VMI) at USC Upstate (12/29/19)
Turnovers	8	Josh Sharkey (Samford) at South Dakota State (11/27/19)
	8	Josh Sharkey (Samford) at Georgetown (12/21/19)
	8	Josh Sharkey (Samford) vs The Citadel (01/01/20)
	7	Chevez Goodwin (Wofford) vs Erskine (11/05/19)
	7	J.P. Robinson (Samford) at Belmont (11/11/19)
	7	Mason Faulkner (Western Carolina) vs North Carolina A&T (11/12/19)
	7	Tyson Batiste (The Citadel) at Southeast Missouri (11/19/19)
	7	Noah Gurley (Furman) vs Winthrop (12/14/19)
	7	Josh Sharkey (Samford) vs Alabama (12/18/19)
	7	Travis Eevee (VMI) at Virginia Tech (12/21/19)

2019-20 Southern Conference  
CONFERENCE BASKETBALL STATISTICS  
Through games of Jan 07, 2020 (Conference games only)

SCORING OFFENSE	G	W-L	Pts	Avg/G
1. Western Carolina	2	2-0	173	86.5
2. UNC Greensboro	3	2-1	238	79.3
3. The Citadel	3	0-3	234	78.0
4. Samford	2	2-0	147	73.5
-4. Chattanooga	2	1-1	147	73.5
6. Wofford	2	1-1	146	73.0
7. Furman	3	3-0	218	72.7
8. VMI	3	0-3	211	70.3
9. ETSU	3	2-1	201	67.0
10. Mercer	3	0-3	186	62.0

SCORING DEFENSE	G	Pts	Avg/G
1. Furman	3	191	63.7
2. ETSU	3	197	65.7
3. Mercer	3	206	68.7
4. Wofford	2	141	70.5
5. Samford	2	143	71.5
6. Chattanooga	2	148	74.0
7. UNC Greensboro	3	224	74.7
8. Western Carolina	2	159	79.5
9. VMI	3	241	80.3
10. The Citadel	3	251	83.7

SCORING MARGIN	G	Offense	Defense	Margin
1. Furman	3	72.7	63.7	+9.0
2. Western Carolina	2	86.5	79.5	+7.0
3. UNC Greensboro	3	79.3	74.7	+4.7
4. Wofford	2	73.0	70.5	+2.5
5. Samford	2	73.5	71.5	+2.0
6. ETSU	3	67.0	65.7	+1.3
7. Chattanooga	2	73.5	74.0	-0.5
8. The Citadel	3	78.0	83.7	-5.7
9. Mercer	3	62.0	68.7	-6.7
10. VMI	3	70.3	80.3	-10.0

FREE THROW PCT	G	FTM	FTA	Pct.
1. VMI	3	30	36	.833
2. Mercer	3	20	27	.741
3. Furman	3	34	46	.739
4. Wofford	2	26	36	.722
5. Western Carolina	2	34	48	.708
6. Samford	2	28	42	.667
-6. Chattanooga	2	26	39	.667
8. UNC Greensboro	3	47	71	.662
9. ETSU	3	26	42	.619
10. The Citadel	3	30	52	.577

FIELD GOAL PERCENTAGE	G	FGM	FGA	Pct.
1. Western Carolina	2	58	117	.496
2. Furman	3	78	161	.484
3. Mercer	3	74	153	.484
4. Wofford	2	50	110	.455
-4. Samford	2	55	121	.455
6. The Citadel	3	88	194	.454
7. ETSU	3	78	172	.453
8. Chattanooga	2	53	120	.442
9. UNC Greensboro	3	81	194	.418
10. VMI	3	74	178	.416

FIELD GOAL PCT DEFENSE	G	FGM	FGA	Pct.
1. Wofford	2	48	125	.384
2. Samford	2	50	129	.388
3. Mercer	3	76	179	.425
4. Furman	3	74	174	.425
5. ETSU	3	73	164	.445
6. Western Carolina	2	63	131	.481
7. VMI	3	81	165	.491
8. UNC Greensboro	3	79	160	.494
9. The Citadel	3	92	186	.495
10. Chattanooga	2	53	107	.495

3-POINT FG PCT	G	3FGM	3FGA	Pct.
1. Western Carolina	2	23	53	.434
2. Furman	3	28	70	.400
3. Wofford	2	20	51	.392
4. Mercer	3	18	49	.367
5. VMI	3	33	90	.367
6. UNC Greensboro	3	29	88	.330
7. The Citadel	3	28	87	.322
8. Chattanooga	2	15	52	.288
9. ETSU	3	19	70	.271
10. Samford	2	9	38	.237

3-POINT FG PCT DEFENSE	G	3FGM	3FGA	Pct.
1. Wofford	2	19	69	.275
2. Furman	3	21	74	.284
3. Western Carolina	2	17	57	.298
4. Mercer	3	22	71	.310
5. ETSU	3	21	64	.328
6. Chattanooga	2	12	36	.333
7. The Citadel	3	27	75	.360
8. Samford	2	28	74	.378
9. VMI	3	26	64	.406
10. UNC Greensboro	3	29	64	.453

REBOUNDING OFFENSE	G	Rebounds	Avg/G
1. Western Carolina	2	78	39.0
2. Samford	2	76	38.0
3. ETSU	3	106	35.3
4. UNC Greensboro	3	103	34.3
5. Wofford	2	68	34.0
6. Furman	3	101	33.7
7. VMI	3	99	33.0
8. Mercer	3	97	32.3
9. The Citadel	3	92	30.7
10. Chattanooga	2	59	29.5

REBOUNDING DEFENSE	G	Rebounds	Avg/G
1. Western Carolina	2	60	30.0
-1. Furman	3	90	30.0
3. Mercer	3	93	31.0
-3. ETSU	3	93	31.0
5. UNC Greensboro	3	97	32.3
6. VMI	3	102	34.0
7. Chattanooga	2	69	34.5
8. Wofford	2	70	35.0
9. Samford	2	80	40.0
10. The Citadel	3	125	41.7

2019-20 Southern Conference  
CONFERENCE BASKETBALL STATISTICS  
Through games of Jan 07, 2020 (Conference games only)

REBOUNDING MARGIN	G	Team	Avg.	Opp.	Avg.	Margin
1.	Western Carolina	2	78	39.0	60	30.0 +9.0
2.	ETSU	3	106	35.3	93	31.0 +4.3
3.	Furman	3	101	33.7	90	30.0 +3.7
4.	UNC Greensboro	3	103	34.3	97	32.3 +2.0
5.	Mercer	3	97	32.3	93	31.0 +1.3
6.	Wofford	2	68	34.0	70	35.0 -1.0
-6.	VMI	3	99	33.0	102	34.0 -1.0
8.	Samford	2	76	38.0	80	40.0 -2.0
9.	Chattanooga	2	59	29.5	69	34.5 -5.0
10.	The Citadel	3	92	30.7	125	41.7 -11.0

BLOCKED SHOTS	G	No.	Avg/G
1.	ETSU	3	13 4.3
2.	UNC Greensboro	3	9 3.0
3.	Mercer	3	8 2.7
-3.	The Citadel	3	8 2.7
5.	Samford	2	5 2.5
6.	Furman	3	7 2.3
7.	Wofford	2	4 2.0
8.	VMI	3	5 1.7
9.	Chattanooga	2	3 1.5
-9.	Western Carolina	2	3 1.5

ASSISTS	G	No.	Avg/G
1.	VMI	3	50 16.7
2.	Western Carolina	2	29 14.5
3.	The Citadel	3	43 14.3
4.	Furman	3	41 13.7
5.	Mercer	3	33 11.0
-5.	Chattanooga	2	22 11.0
7.	Samford	2	21 10.5
8.	ETSU	3	31 10.3
-8.	UNC Greensboro	3	31 10.3
10.	Wofford	2	19 9.5

STEALS	G	No.	Avg/G
1.	UNC Greensboro	3	33 11.0
2.	ETSU	3	24 8.0
3.	Samford	2	14 7.0
-3.	The Citadel	3	21 7.0
-3.	VMI	3	21 7.0
6.	Wofford	2	13 6.5
7.	Furman	3	19 6.3
8.	Chattanooga	2	9 4.5
9.	Mercer	3	13 4.3
10.	Western Carolina	2	7 3.5

TURNOVER MARGIN	G	Team	Avg.	Opp.	Avg.	Margin
1.	UNC Greensboro	3	34	11.3	56	18.7 +7.3
2.	Chattanooga	2	14	7.0	24	12.0 +5.0
3.	Samford	2	24	12.0	34	17.0 +5.0
4.	The Citadel	3	38	12.7	44	14.7 +2.0
5.	ETSU	3	43	14.3	42	14.0 -0.3
6.	Wofford	2	30	15.0	26	13.0 -2.0
7.	Furman	3	44	14.7	37	12.3 -2.3
8.	VMI	3	44	14.7	35	11.7 -3.0
9.	Western Carolina	2	26	13.0	19	9.5 -3.5
10.	Mercer	3	47	15.7	27	9.0 -6.7

ASSIST/TURNOVER RATIO	G	Ast.	Avg.	T/O	Avg.	Ratio
1.	Chattanooga	2	22	11.0	14	7.0 1.6
2.	VMI	3	50	16.7	44	14.7 1.1
3.	The Citadel	3	43	14.3	38	12.7 1.1
4.	Western Carolina	2	29	14.5	26	13.0 1.1
5.	Furman	3	41	13.7	44	14.7 0.9
6.	UNC Greensboro	3	31	10.3	34	11.3 0.9
7.	Samford	2	21	10.5	24	12.0 0.9
8.	ETSU	3	31	10.3	43	14.3 0.7
9.	Mercer	3	33	11.0	47	15.7 0.7
10.	Wofford	2	19	9.5	30	15.0 0.6

OFFENSIVE REBOUNDS	G	No.	Avg/G
1.	ETSU	3	35 11.7
2.	UNC Greensboro	3	34 11.3
3.	Western Carolina	2	21 10.5
4.	VMI	3	28 9.3
5.	The Citadel	3	27 9.0
6.	Samford	2	17 8.5
-6.	Chattanooga	2	17 8.5
8.	Furman	3	24 8.0
9.	Wofford	2	15 7.5
10.	Mercer	3	14 4.7

DEFENSIVE REBOUNDS	G	No.	Avg/G
1.	Samford	2	59 29.5
2.	Western Carolina	2	57 28.5
3.	Mercer	3	83 27.7
4.	Wofford	2	53 26.5
5.	Furman	3	77 25.7
6.	ETSU	3	71 23.7
-6.	VMI	3	71 23.7
8.	UNC Greensboro	3	69 23.0
9.	The Citadel	3	65 21.7
10.	Chattanooga	2	42 21.0

DEFENSIVE REB PCT.	G	D-Reb	Opp. OR	D-Reb%
1.	UNC Greensboro	3	69	17 .802
2.	Western Carolina	2	57	16 .781
3.	Chattanooga	2	42	14 .750
4.	VMI	3	71	24 .747
5.	Mercer	3	83	29 .741
6.	Furman	3	77	27 .740
7.	ETSU	3	71	25 .740
8.	Wofford	2	53	21 .716
9.	Samford	2	59	25 .702
10.	The Citadel	3	65	34 .657

OFFENSIVE REB PCT.	G	O-Reb	Opp. DR	O-Reb%
1.	ETSU	3	35	68 .340
2.	Western Carolina	2	21	44 .323
3.	UNC Greensboro	3	34	80 .298
4.	Furman	3	24	63 .276
5.	VMI	3	28	78 .264
6.	Chattanooga	2	17	55 .236
-6.	Samford	2	17	55 .236
8.	Wofford	2	15	49 .234
9.	The Citadel	3	27	91 .229
10.	Mercer	3	14	64 .179

2019-20 Southern Conference  
CONFERENCE BASKETBALL STATISTICS  
Through games of Jan 07, 2020 (Conference games only)

3-POINT FG MADE	G	No.	Avg/G
1. Western Carolina	2	23	11.5
2. VMI	3	33	11.0
3. Wofford	2	20	10.0
4. UNC Greensboro	3	29	9.7
5. The Citadel	3	28	9.3
-5. Furman	3	28	9.3
7. Chattanooga	2	15	7.5
8. ETSU	3	19	6.3
9. Mercer	3	18	6.0
10. Samford	2	9	4.5

2019-20 Southern Conference  
CONFERENCE BASKETBALL STATISTICS  
Through games of Jan 07, 2020 (Conference games only)

Team	Conference	Pct.	PF	PA	Overall	Pct.	PF	PA	Current unbeaten streak
Furman	3-0	1.000	72.7	63.7	3-0	1.000	72.7	63.7	Furman -- 3
Western Carolina	2-0	1.000	86.5	79.5	2-0	1.000	86.5	79.5	Western Carolina -- 2
Samford	2-0	1.000	73.5	71.5	2-0	1.000	73.5	71.5	Samford -- 2
UNC Greensboro	2-1	.667	79.3	74.7	2-1	.667	79.3	74.7	Wofford -- 1
ETSU	2-1	.667	67.0	65.7	2-1	.667	67.0	65.7	Chattanooga -- 1
Chattanooga	1-1	.500	73.5	74.0	1-1	.500	73.5	74.0	
Wofford	1-1	.500	73.0	70.5	1-1	.500	73.0	70.5	
The Citadel	0-3	.000	78.0	83.7	0-3	.000	78.0	83.7	
VMI	0-3	.000	70.3	80.3	0-3	.000	70.3	80.3	
Mercer	0-3	.000	62.0	68.7	0-3	.000	62.0	68.7	

TEAM SUMMARIES	G	PF-PA	Avg score	Margin	FG-FGA	Pct.	3FG-FGA	Pct.	FT-FTA	Pct.	RebF	RebA	Margin
Chattanooga	2	147-148	73.5-74.0	-0.5	53-120	.442	15-52	.288	26-39	.667	59	69	-5.0
ETSU	3	201-197	67.0-65.7	+1.3	78-172	.453	19-70	.271	26-42	.619	106	93	+4.3
Furman	3	218-191	72.7-63.7	+9.0	78-161	.484	28-70	.400	34-46	.739	101	90	+3.7
Mercer	3	186-206	62.0-68.7	-6.7	74-153	.484	18-49	.367	20-27	.741	97	93	+1.3
Samford	2	147-143	73.5-71.5	+2.0	55-121	.455	9-38	.237	28-42	.667	76	80	-2.0
The Citadel	3	234-251	78.0-83.7	-5.7	88-194	.454	28-87	.322	30-52	.577	92	125	-11.0
UNC Greensboro	3	238-224	79.3-74.7	+4.7	81-194	.418	29-88	.330	47-71	.662	103	97	+2.0
VMI	3	211-241	70.3-80.3	-10.0	74-178	.416	33-90	.367	30-36	.833	99	102	-1.0
Western Carolina	2	173-159	86.5-79.5	+7.0	58-117	.496	23-53	.434	34-48	.708	78	60	+9.0
Wofford	2	146-141	73.0-70.5	+2.5	50-110	.455	20-51	.392	26-36	.722	68	70	-1.0

ATTENDANCE	Home	Average	Away	Average	Neutral	Average	Total	Average
Chattanooga	0-0	0	2-5347	2674	0-0	0	2-5347	2674
ETSU	1-5274	5274	2-2943	1472	0-0	0	3-8217	2739
Furman	1-2314	2314	2-4122	2061	0-0	0	3-6436	2145
Mercer	2-6498	3249	1-2374	2374	0-0	0	3-8872	2957
Samford	1-305	305	1-786	786	0-0	0	2-1091	546
The Citadel	2-1685	842	1-305	305	0-0	0	3-1990	663
UNC Greensboro	2-5118	2559	1-2226	2226	0-0	0	3-7344	2448
VMI	2-1736	868	1-2744	2744	0-0	0	3-4480	1493
Western Carolina	1-2021	2021	1-1056	1056	0-0	0	2-3077	1538
Wofford	1-2226	2226	1-5274	5274	0-0	0	2-7500	3750
Totals	13-27177	2091	13-27177	2091	0-0	0	26-54354	2091

2019-20 Southern Conference  
INDIVIDUAL BASKETBALL STATISTICS  
Through games of Jan 07, 2020 (Conference games only)

To be ranked, a player must appear in at least 75.0% of their team's games.

SCORING							REBOUNDING							
	Cl	G	FG	3FG	FT	Pts	Avg/G		Cl	G	Off	Def	Total	Avg/G
1. Isaiah Miller-UNCG	Jr	3	31	4	16	82	27.3	1. Carlos Dotson-WCU	Sr	2	6	16	22	11.0
2. Jordan Lyons-FUR	Sr	3	24	17	14	79	26.3	2. Jeromy Rodriguez-ETSU	Sr	3	16	13	29	9.7
3. Josh Sharkey-SAM	Sr	2	19	2	12	52	26.0	3. Robert Allen-SAM	So	2	2	16	18	9.0
4. Mason Faulkner-WCU	Jr	2	14	5	17	50	25.0	4. James Dickey-UNCG	Sr	3	11	15	26	8.7
5. Kaiden Rice-CIT	Jr	3	23	9	8	63	21.0	5. Onno Steger-WCU	Sr	2	4	11	15	7.5
6. Onno Steger-WCU	Sr	2	11	9	6	37	18.5	-5. Jalen Dupree-SAM	Sr	2	4	11	15	7.5
7. Garrett Gilkeson-VMI	Sr	3	19	11	6	55	18.3	7. Clay Mounce-FUR	Jr	3	7	14	21	7.0
8. Matt Ryan-UTC	Sr	2	14	4	3	35	17.5	-7. Lucas N'Guessan-ETSU	Sr	3	6	15	21	7.0
9. David Jean-Baptiste-UTC	Jr	2	12	4	3	31	15.5	9. Maciej Bender-MER	Jr	3	6	14	20	6.7
-9. Carlos Dotson-WCU	Sr	2	14	0	3	31	15.5	10. Mason Faulkner-WCU	Jr	2	4	9	13	6.5
11. Djordje Dimitrijevic-MER	Sr	3	17	4	6	44	14.7	-10. Chevez Goodwin-WOF	Jr	2	3	10	13	6.5
12. Jeromy Rodriguez-ETSU	Sr	3	19	0	3	41	13.7	12. Noah Gurley-FUR	So	3	5	14	19	6.3
13. Robert Allen-SAM	So	2	11	3	2	27	13.5	13. Eddie Davis III-CIT	Sr	3	4	14	18	6.0
14. Travis Evey-VMI	Fr	3	13	8	4	38	12.7	14. Isaiah Miller-UNCG	Jr	3	8	9	17	5.7
15. Clay Mounce-FUR	Jr	3	12	4	7	35	11.7	-14. Garrett Gilkeson-VMI	Sr	3	2	15	17	5.7
-15. Tray Boyd III-ETSU	Sr	3	14	7	0	35	11.7	-14. Jalen Slawson-FUR	So	3	3	14	17	5.7
17. Storm Murphy-WOF	Jr	2	9	5	0	23	11.5	-14. Mohammed Abdulsalam-UNCG	So	3	7	10	17	5.7
18. Maciej Bender-MER	Jr	3	16	0	1	33	11.0	18. Ramon Vila-UTC	Jr	2	9	2	11	5.5
-18. Messiah Jones-WOF	Fr	2	8	0	6	22	11.0	-18. Isaiah Bigelow-WOF	Fr	2	1	10	11	5.5
20. Tyson Batiste-CIT	Sr	3	13	2	3	31	10.3	20. Ethan Stair-MER	Sr	3	2	14	16	5.3
-20. Ethan Stair-MER	Sr	3	12	3	4	31	10.3							
22. Angelo Allegri-UNCG	So	3	10	7	3	30	10.0							
-22. Kameron Gibson-WCU	So	2	7	4	2	20	10.0							
-22. Chevez Goodwin-WOF	Jr	2	9	0	2	20	10.0							
25. Fletcher Abee-CIT	Fr	3	10	6	3	29	9.7							
-25. Malik Massey-UNCG	Sr	3	8	4	9	29	9.7							
27. Isaiah Bigelow-WOF	Fr	2	5	4	5	19	9.5							
-27. Nathan Hoover-WOF	Sr	2	6	4	3	19	9.5							
29. Noah Gurley-FUR	So	3	12	0	4	28	9.3							
30. Daivien Williamson-ETSU	So	3	9	3	6	27	9.0							
-30. Tray Hollowell-WOF	Jr	2	5	4	4	18	9.0							

FIELD GOAL PCT						ASSISTS				
	Cl	G	FGM	FGA	Pct.		Cl	G	No.	Avg/G
1. Jeromy Rodriguez-ETSU	Sr	3	19	24	.792	1. Josh Sharkey-SAM	Sr	2	16	8.0
2. Carlos Dotson-WCU	Sr	2	14	19	.737	2. Tyson Batiste-CIT	Sr	3	19	6.3
3. Messiah Jones-WOF	Fr	2	8	11	.727	3. Mason Faulkner-WCU	Jr	2	12	6.0
4. Josh Sharkey-SAM	Sr	2	19	29	.655	4. Isaiah Tisdale-ETSU	Sr	3	14	4.7
5. Chevez Goodwin-WOF	Jr	2	9	14	.643	5. Djordje Dimitrijevic-MER	Sr	3	13	4.3
6. Garrett Gilkeson-VMI	Sr	3	19	32	.594	6. Alex Hunter-FUR	Jr	3	12	4.0
7. Maciej Bender-MER	Jr	3	16	27	.593	-6. Greg Parham-VMI	Jr	3	12	4.0
8. Jordan Lyons-FUR	Sr	3	24	42	.571	8. Isaiah Miller-UNCG	Jr	3	11	3.7
9. Kaiden Rice-CIT	Jr	3	23	44	.523	-8. Garrett Gilkeson-VMI	Sr	3	11	3.7
10. Ethan Stair-MER	Sr	3	12	23	.522	10. Noah Gurley-FUR	So	3	10	3.3
-10. Clay Mounce-FUR	Jr	3	12	23	.522	11. Travis Evey-VMI	Fr	3	9	3.0
12. Tyson Batiste-CIT	Sr	3	13	25	.520	-11. Maurice Commander-UTC	So	2	6	3.0
13. Onno Steger-WCU	Sr	2	11	22	.500	13. Matt Halvorsen-WCU	Jr	2	5	2.5
14. Travis Evey-VMI	Fr	3	13	27	.481	-13. David Jean-Baptiste-UTC	Jr	2	5	2.5
15. David Jean-Baptiste-UTC	Jr	2	12	25	.480	-13. Storm Murphy-WOF	Jr	2	5	2.5

2019-20 Southern Conference  
INDIVIDUAL BASKETBALL STATISTICS  
Through games of Jan 07, 2020 (Conference games only)

FREE THROW PCT					
	Cl	G	FTM	FTA	Pct.
1. Keyshaun Langley-UNCG	Fr	3	7	7	1.000
-1. Onno Steger-WCU	Sr	2	6	6	1.000
-1. Messiah Jones-WOF	Fr	2	6	6	1.000
-1. Daivien Williamson-ETSU	So	3	6	6	1.000
5. Jordan Lyons-FUR	Sr	3	14	15	.933
6. Sean Conway-VMI	Fr	3	7	8	.875
7. Djordje Dimitrijevic-MER	Sr	3	6	7	.857
-7. Garrett Gilkeson-VMI	Sr	3	6	7	.857
-7. Stefan Kenic-UTC	Jr	2	6	7	.857
10. Isaiah Bigelow-WOF	Fr	2	5	6	.833
-10. Ryan Larson-WOF	So	2	5	6	.833
12. Malik Massey-UNCG	Sr	3	9	11	.818
13. Deandre Thomas-SAM	So	2	8	10	.800
-13. Tray Hollowell-WOF	Jr	2	4	5	.800
15. Clay Mounce-FUR	Jr	3	7	9	.778

STEALS				
	Cl	G	No.	Avg/G
1. Isaiah Miller-UNCG	Jr	3	12	4.0
2. Malik Massey-UNCG	Sr	3	8	2.7
3. Keyshaun Langley-UNCG	Fr	3	6	2.0
-3. Isaiah Tisdale-ETSU	Sr	3	6	2.0
-3. Patrick Good-ETSU	Jr	3	6	2.0
-3. Alex Hunter-FUR	Jr	3	6	2.0
-3. Mason Faulkner-WCU	Jr	2	4	2.0
-3. Deandre Thomas-SAM	So	2	4	2.0
9. Jordan Lyons-FUR	Sr	3	5	1.7
-9. Tyson Batiste-CIT	Sr	3	5	1.7
-9. Jeromy Rodriguez-ETSU	Sr	3	5	1.7
-9. Fletcher Abee-CIT	Fr	3	5	1.7
-9. Sean Conway-VMI	Fr	3	5	1.7
-9. Travis Eeve-VMI	Fr	3	5	1.7
15. Isaiah Bigelow-WOF	Fr	2	3	1.5
-15. Justin Brown-UTC	So	2	3	1.5
-15. Robert Allen-SAM	So	2	3	1.5
-15. Josh Sharkey-SAM	Sr	2	3	1.5
-15. David Jean-Baptiste-UTC	Jr	2	3	1.5

3-POINT FG PCT					
	Cl	G	3FG	FGA	Pct.
1. Ryan Larson-WOF	So	2	2	2	1.000
2. Matt Halvorsen-WCU	Jr	2	4	6	.667
3. Jordan Lyons-FUR	Sr	3	17	28	.607
4. Onno Steger-WCU	Sr	2	9	15	.600
5. Garrett Gilkeson-VMI	Sr	3	11	20	.550
6. Storm Murphy-WOF	Jr	2	5	10	.500
-6. Clay Mounce-FUR	Jr	3	4	8	.500
-6. Tray Hollowell-WOF	Jr	2	4	8	.500
-6. Maurice Commander-UTC	So	2	3	6	.500
-6. Donte Tatum-SAM	Jr	2	2	4	.500
11. Travis Eeve-VMI	Fr	3	8	17	.471
12. Patrick Good-ETSU	Jr	3	8	18	.444
13. Sean Conway-VMI	Fr	3	3	7	.429
14. Kameron Gibson-WCU	So	2	4	10	.400
-14. Isaiah Bigelow-WOF	Fr	2	4	10	.400

3-POINT FG MADE				
	Cl	G	3FG	Avg/G
1. Jordan Lyons-FUR	Sr	3	17	5.7
2. Onno Steger-WCU	Sr	2	9	4.5
3. Garrett Gilkeson-VMI	Sr	3	11	3.7
4. Kaiden Rice-CIT	Jr	3	9	3.0
5. Patrick Good-ETSU	Jr	3	8	2.7
-5. Travis Eeve-VMI	Fr	3	8	2.7
7. Storm Murphy-WOF	Jr	2	5	2.5
-7. Mason Faulkner-WCU	Jr	2	5	2.5
9. Angelo Allegri-UNCG	So	3	7	2.3
-9. Tray Boyd III-ETSU	Sr	3	7	2.3
11. Fletcher Abee-CIT	Fr	3	6	2.0
-11. Matt Halvorsen-WCU	Jr	2	4	2.0
-11. Kameron Gibson-WCU	So	2	4	2.0
-11. Isaiah Bigelow-WOF	Fr	2	4	2.0
-11. Tray Hollowell-WOF	Jr	2	4	2.0
-11. Matt Ryan-UTC	Sr	2	4	2.0
-11. Nathan Hoover-WOF	Sr	2	4	2.0
-11. David Jean-Baptiste-UTC	Jr	2	4	2.0

BLOCKED SHOTS				
	Cl	G	No.	Avg/G
1. James Dickey-UNCG	Sr	3	6	2.0
2. Lucas N'Guessan-ETSU	Sr	3	5	1.7
3. Messiah Jones-WOF	Fr	2	3	1.5
4. Maciej Bender-MER	Jr	3	4	1.3
-4. Eddie Davis III-CIT	Sr	3	4	1.3
6. Jeromy Rodriguez-ETSU	Sr	3	3	1.0
-6. Jalen Slawson-FUR	So	3	3	1.0
-6. Tray Boyd III-ETSU	Sr	3	3	1.0
-6. Justin Brown-UTC	So	2	2	1.0
-6. Jalen Dupree-SAM	Sr	2	2	1.0
-6. Tyler Harris-WCU	Fr	2	2	1.0
12. Noah Gurley-FUR	So	3	2	0.7
-12. Jake Stephens-VMI	So	3	2	0.7
-12. Clay Mounce-FUR	Jr	3	2	0.7
-12. Brady Spence-CIT	Fr	3	2	0.7
-12. Victor Bafutto-MER	So	3	2	0.7

ASSIST/TURNOVER RATIO					
	Cl	G	Ast.	T/O	Ratio
1. Maurice Commander-UTC	So	2	6	1	6.0
2. Mason Faulkner-WCU	Jr	2	12	3	4.0
3. Greg Parham-VMI	Jr	3	12	4	3.0
4. Isaiah Tisdale-ETSU	Sr	3	14	5	2.8
5. Garrett Gilkeson-VMI	Sr	3	11	4	2.8
6. Alex Hunter-FUR	Jr	3	12	5	2.4
7. Tyson Batiste-CIT	Sr	3	19	9	2.1
8. Isaiah Miller-UNCG	Jr	3	11	7	1.6
9. Josh Sharkey-SAM	Sr	2	16	12	1.3
10. Djordje Dimitrijevic-MER	Sr	3	13	12	1.1
11. Noah Gurley-FUR	So	3	10	11	0.9
12. Travis Eeve-VMI	Fr	3	9	11	0.8



2019-20 Southern Conference  
INDIVIDUAL BASKETBALL STATISTICS  
Through games of Jan 07, 2020 (Conference games only)

OFFENSIVE REBOUNDS	Cl	G	No.	Avg/G
1. Jeromy Rodriguez-ETSU	Sr	3	16	5.3
2. Ramon Vila-UTC	Jr	2	9	4.5
3. James Dickey-UNCG	Sr	3	11	3.7
4. Messiah Jones-WOF	Fr	2	7	3.5
5. Carlos Dotson-WCU	Sr	2	6	3.0
6. Isaiah Miller-UNCG	Jr	3	8	2.7
7. Mohammed Abdulsalam-UNCG	So	3	7	2.3
-7. Clay Mounce-FUR	Jr	3	7	2.3
9. Maciej Bender-MER	Jr	3	6	2.0
-9. Lucas N'Guessan-ETSU	Sr	3	6	2.0
-9. Jalen Dupree-SAM	Sr	2	4	2.0
-9. Onno Steger-WCU	Sr	2	4	2.0
-9. Mason Faulkner-WCU	Jr	2	4	2.0
14. Jake Stephens-VMI	So	3	5	1.7
-14. Tre Clark-FUR	Jr	3	5	1.7
-14. Noah Gurley-FUR	So	3	5	1.7

DEFENSIVE REBOUNDS	Cl	G	No.	Avg/G
1. Robert Allen-SAM	So	2	16	8.0
-1. Carlos Dotson-WCU	Sr	2	16	8.0
3. Onno Steger-WCU	Sr	2	11	5.5
-3. Jalen Dupree-SAM	Sr	2	11	5.5
5. James Dickey-UNCG	Sr	3	15	5.0
-5. Garrett Gilkeson-VMI	Sr	3	15	5.0
-5. Lucas N'Guessan-ETSU	Sr	3	15	5.0
-5. Chevez Goodwin-WOF	Jr	2	10	5.0
-5. Isaiah Bigelow-WOF	Fr	2	10	5.0
10. Maciej Bender-MER	Jr	3	14	4.7
-10. Clay Mounce-FUR	Jr	3	14	4.7
-10. Bo Hodges-ETSU	Jr	3	14	4.7
-10. Jalen Slawson-FUR	So	3	14	4.7
-10. Ethan Stair-MER	Sr	3	14	4.7
-10. Eddie Davis III-CIT	Sr	3	14	4.7
-10. Noah Gurley-FUR	So	3	14	4.7

MINUTES PLAYED	Cl	G	No.	Avg/G
1. Josh Sharkey-SAM	Sr	2	79	39.5
2. Nathan Hoover-WOF	Sr	2	78	39.0
3. Jordan Lyons-FUR	Sr	3	108	36.0
4. Djordje Dimitrijevic-MER	Sr	3	107	35.7
5. Jeff Gary-MER	Jr	3	106	35.3
6. Maurice Commander-UTC	So	2	70	35.0
7. Kaiden Rice-CIT	Jr	3	104	34.7
-7. Isaiah Miller-UNCG	Jr	3	104	34.7
9. Storm Murphy-WOF	Jr	2	69	34.5
10. Alex Hunter-FUR	Jr	3	102	34.0
-10. Fletcher Abee-CIT	Fr	3	102	34.0
-10. Robert Allen-SAM	So	2	68	34.0

2019-20 Southern Conference  
Conference Team Highs  
Through games of Jan 07, 2020 (Conference games only)

TEAM HIGHS (highest totals made by)

Points	98	Wofford vs UNC Greensboro (01/04/20)
	96	ETSU at The Citadel (12/04/19)
	92	UNC Greensboro at Wofford (01/04/20)
	89	Furman at VMI (01/01/20)
	87	Western Carolina vs Chattanooga (12/03/19)
Margin	16 (89-73)	Furman at VMI (01/01/20)
	12 (96-84)	ETSU at The Citadel (12/04/19)
	11 (74-63)	UNC Greensboro vs VMI (11/24/19)
	10 (87-77)	Western Carolina vs Chattanooga (12/03/19)
	9 (72-63)	UNC Greensboro vs Mercer (01/01/20)
	9 (65-56)	Furman vs ETSU (01/04/20)
Field goals made	9 (70-61)	Chattanooga at Mercer (01/04/20)
	36	ETSU at The Citadel (12/04/19)
	34	The Citadel vs Western Carolina (01/04/20)
	32	Wofford vs UNC Greensboro (01/04/20)
	31	The Citadel vs ETSU (12/04/19)
	30	UNC Greensboro at Wofford (01/04/20)
Field goal attempts	78	UNC Greensboro at Wofford (01/04/20)
	68	The Citadel vs Western Carolina (01/04/20)
	66	VMI vs Samford (01/04/20)
	65	ETSU at The Citadel (12/04/19)
	63	Chattanooga at Western Carolina (12/03/19)
	63	The Citadel vs ETSU (12/04/19)
	63	The Citadel at Samford (01/01/20)
Field goal percentage	.571 (28-49)	Furman at VMI (01/01/20)
	.554 (36-65)	ETSU at The Citadel (12/04/19)
	.532 (25-47)	Mercer at UNC Greensboro (01/01/20)
	.527 (29-55)	Western Carolina vs Chattanooga (12/03/19)
	.525 (32-61)	Wofford vs UNC Greensboro (01/04/20)
3-Pt FG made	16	VMI vs Samford (01/04/20)
	15	Western Carolina at The Citadel (01/04/20)
	14	Wofford vs UNC Greensboro (01/04/20)
	14	UNC Greensboro at Wofford (01/04/20)
	13	Furman at VMI (01/01/20)
3-Pt FG attempts	45	UNC Greensboro at Wofford (01/04/20)
	38	VMI vs Samford (01/04/20)
	36	The Citadel at Samford (01/01/20)
	34	Western Carolina at The Citadel (01/04/20)
	31	Wofford vs UNC Greensboro (01/04/20)
3-Pt percentage	.600 (6-10)	Mercer at UNC Greensboro (01/01/20)
	.542 (13-24)	Furman at VMI (01/01/20)
	.452 (14-31)	Wofford vs UNC Greensboro (01/04/20)
	.441 (15-34)	Western Carolina at The Citadel (01/04/20)
	.421 (16-38)	VMI vs Samford (01/04/20)
Free throws made	.421 (8-19)	Western Carolina vs Chattanooga (12/03/19)
	21	Western Carolina vs Chattanooga (12/03/19)
	20	Furman at VMI (01/01/20)
	20	Wofford vs UNC Greensboro (01/04/20)
	18	UNC Greensboro at Wofford (01/04/20)
Free throw attempts	17	UNC Greensboro vs VMI (11/24/19)
	28	Western Carolina vs Chattanooga (12/03/19)
	26	Wofford vs UNC Greensboro (01/04/20)
	25	UNC Greensboro vs VMI (11/24/19)
	25	Furman at VMI (01/01/20)
	25	Samford at VMI (01/04/20)

Free throw percentage	1.000	(5-5)	VMI vs Samford (01/04/20)
	.909	(10-11)	VMI at UNC Greensboro (11/24/19)
	.900	(9-10)	Mercer vs Chattanooga (01/04/20)
	.833	(10-12)	Furman vs ETSU (01/04/20)
	.800	(20-25)	Furman at VMI (01/01/20)
Rebounds	45		ETSU at The Citadel (12/04/19)
	43		VMI vs Samford (01/04/20)
	41		Samford vs The Citadel (01/01/20)
	41		Furman vs ETSU (01/04/20)
	39		Western Carolina vs Chattanooga (12/03/19)
Assists	39		Western Carolina at The Citadel (01/04/20)
	22		VMI vs Samford (01/04/20)
	18		Mercer vs Furman (12/20/19)
	18		Western Carolina at The Citadel (01/04/20)
	17		Furman vs ETSU (01/04/20)
	15		VMI vs Furman (01/01/20)
	15		The Citadel vs Western Carolina (01/04/20)
	15		UNC Greensboro at Wofford (01/04/20)
Steals	17		UNC Greensboro vs Mercer (01/01/20)
	13		ETSU at Furman (01/04/20)
	12		VMI vs Furman (01/01/20)
	12		UNC Greensboro at Wofford (01/04/20)
Blocked shots	10		The Citadel at Samford (01/01/20)
	6		UNC Greensboro vs VMI (11/24/19)
	6		Mercer vs Furman (12/20/19)
	6		ETSU vs Wofford (01/01/20)
	5		ETSU at The Citadel (12/04/19)
Turnovers	5		Furman vs ETSU (01/04/20)
	24		Mercer at UNC Greensboro (01/01/20)
	19		Furman vs ETSU (01/04/20)
	18		The Citadel at Samford (01/01/20)
	16		VMI at UNC Greensboro (11/24/19)
	16		ETSU at The Citadel (12/04/19)
	16		Samford vs The Citadel (01/01/20)
	16		Furman at VMI (01/01/20)
Fouls	16		VMI vs Samford (01/04/20)
	16		Wofford vs UNC Greensboro (01/04/20)
	25		The Citadel at Samford (01/01/20)
	23		Chattanooga at Western Carolina (12/03/19)
	23		VMI vs Samford (01/04/20)
	23		UNC Greensboro at Wofford (01/04/20)
	23		Wofford vs UNC Greensboro (01/04/20)

2019-20 Southern Conference  
Conference Individual Highs  
Through games of Jan 07, 2020 (Conference games only)

INDIVIDUAL PLAYER GAME HIGHS

Points	40	Jordan Lyons (Furman) at VMI (01/01/20)
	31	Mason Faulkner (Western Carolina) vs Chattanooga (12/03/19)
	31	Isaiah Miller (UNC Greensboro) vs Mercer (01/01/20)
	30	Kaiden Rice (The Citadel) vs ETSU (12/04/19)
	28	Onno Steger (Western Carolina) at The Citadel (01/04/20)
	28	Isaiah Miller (UNC Greensboro) at Wofford (01/04/20)
Field goals made	13	Jeromy Rodriguez (ETSU) at The Citadel (12/04/19)
	13	Isaiah Miller (UNC Greensboro) vs Mercer (01/01/20)
	11	Kaiden Rice (The Citadel) vs ETSU (12/04/19)
	11	Josh Sharkey (Samford) vs The Citadel (01/01/20)
	11	Jordan Lyons (Furman) at VMI (01/01/20)
Field goal attempts	25	Isaiah Miller (UNC Greensboro) vs Mercer (01/01/20)
	23	Isaiah Miller (UNC Greensboro) at Wofford (01/04/20)
	20	Isaiah Miller (UNC Greensboro) vs VMI (11/24/19)
	20	Matt Ryan (Chattanooga) at Western Carolina (12/03/19)
	19	Mason Faulkner (Western Carolina) vs Chattanooga (12/03/19)
	19	Tray Boyd III (ETSU) at The Citadel (12/04/19)
	19	Djordje Dimitrijevic (Mercer) vs Chattanooga (01/04/20)
Field goal percentage	.909 (10-11)	Carlos Dotson (Western Carolina) vs Chattanooga (12/03/19)
	.867 (13-15)	Jeromy Rodriguez (ETSU) at The Citadel (12/04/19)
	.733 (11-15)	Jordan Lyons (Furman) at VMI (01/01/20)
	.727 (8-11)	Djordje Dimitrijevic (Mercer) at UNC Greensboro (01/01/20)
	.727 (8-11)	Josh Sharkey (Samford) at VMI (01/04/20)
3-Pt FG made	10	Jordan Lyons (Furman) at VMI (01/01/20)
	8	Onno Steger (Western Carolina) at The Citadel (01/04/20)
	6	Travis Eeve (VMI) vs Samford (01/04/20)
	5	Kyrin Galloway (UNC Greensboro) vs VMI (11/24/19)
	5	Tray Boyd III (ETSU) at The Citadel (12/04/19)
	5	Kaiden Rice (The Citadel) at Samford (01/01/20)
	5	Garrett Gilkeson (VMI) vs Samford (01/04/20)
3-Pt FG attempts	13	Angelo Allegri (UNC Greensboro) at Wofford (01/04/20)
	12	Jordan Lyons (Furman) at VMI (01/01/20)
	12	Onno Steger (Western Carolina) at The Citadel (01/04/20)
	11	Kaiden Rice (The Citadel) at Samford (01/01/20)
	10	Matt Ryan (Chattanooga) at Western Carolina (12/03/19)
	10	Nathan Hoover (Wofford) vs UNC Greensboro (01/04/20)
3-Pt percentage	.833 (10-12)	Jordan Lyons (Furman) at VMI (01/01/20)
	.714 (5-7)	Kyrin Galloway (UNC Greensboro) vs VMI (11/24/19)
	.667 (8-12)	Onno Steger (Western Carolina) at The Citadel (01/04/20)
	.667 (6-9)	Travis Eeve (VMI) vs Samford (01/04/20)
	.556 (5-9)	Tray Boyd III (ETSU) at The Citadel (12/04/19)
	.556 (5-9)	Garrett Gilkeson (VMI) vs Samford (01/04/20)
Free throws made	12	Mason Faulkner (Western Carolina) vs Chattanooga (12/03/19)
	8	Jordan Lyons (Furman) at VMI (01/01/20)
	8	Josh Sharkey (Samford) at VMI (01/04/20)
	8	Isaiah Miller (UNC Greensboro) at Wofford (01/04/20)
	7	Sean Conway (VMI) vs Furman (01/01/20)
	7	Jonathan Scott (Chattanooga) at Mercer (01/04/20)
Free throw attempts	16	Mason Faulkner (Western Carolina) vs Chattanooga (12/03/19)
	12	Josh Sharkey (Samford) at VMI (01/04/20)
	11	Jonathan Scott (Chattanooga) at Mercer (01/04/20)
	10	Isaiah Miller (UNC Greensboro) vs VMI (11/24/19)
	10	Mason Faulkner (Western Carolina) at The Citadel (01/04/20)
Free throw percentage	1.000 (8-8)	Jordan Lyons (Furman) at VMI (01/01/20)
	.889 (8-9)	Isaiah Miller (UNC Greensboro) at Wofford (01/04/20)

	.750	(12-16)	Mason Faulkner (Western Carolina) vs Chattanooga (12/03/19)
	.667	(8-12)	Josh Sharkey (Samford) at VMI (01/04/20)
Rebounds	16		Jeromy Rodriguez (ETSU) at The Citadel (12/04/19)
	12		Carlos Dotson (Western Carolina) vs Chattanooga (12/03/19)
	12		Robert Allen (Samford) vs The Citadel (01/01/20)
	12		James Dickey (UNC Greensboro) vs Mercer (01/01/20)
	12		Noah Gurley (Furman) vs ETSU (01/04/20)
Assists	10		Djordje Dimitrijevic (Mercer) vs Furman (12/20/19)
	10		Josh Sharkey (Samford) at VMI (01/04/20)
	9		Isaiah Miller (UNC Greensboro) at Wofford (01/04/20)
	7		Tyson Batiste (The Citadel) vs ETSU (12/04/19)
	7		Isaiah Tisdale (ETSU) vs Wofford (01/01/20)
	7		Alex Hunter (Furman) vs ETSU (01/04/20)
Steals	9		Isaiah Miller (UNC Greensboro) vs Mercer (01/01/20)
	5		Sean Conway (VMI) vs Furman (01/01/20)
	4		Malik Massey (UNC Greensboro) vs Mercer (01/01/20)
	4		Malik Massey (UNC Greensboro) at Wofford (01/04/20)
	3		Travis Eevee (VMI) at UNC Greensboro (11/24/19)
	3		Justin Brown (Chattanooga) at Western Carolina (12/03/19)
	3		Patrick Good (ETSU) at The Citadel (12/04/19)
	3		Fletcher Abee (The Citadel) vs ETSU (12/04/19)
	3		Alex Hunter (Furman) at Mercer (12/20/19)
	3		Isaiah Bigelow (Wofford) at ETSU (01/01/20)
	3		Isaiah Tisdale (ETSU) vs Wofford (01/01/20)
	3		Tyson Batiste (The Citadel) at Samford (01/01/20)
	3		Deandre Thomas (Samford) vs The Citadel (01/01/20)
	3		Ethan Stair (Mercer) at UNC Greensboro (01/01/20)
	3		Mason Faulkner (Western Carolina) at The Citadel (01/04/20)
	3		Patrick Good (ETSU) at Furman (01/04/20)
	3		Jeromy Rodriguez (ETSU) at Furman (01/04/20)
	3		David Jean-Baptiste (Chattanooga) at Mercer (01/04/20)
	3		Josh Sharkey (Samford) at VMI (01/04/20)
	3		Keyshaun Langley (UNC Greensboro) at Wofford (01/04/20)
Blocked shots	4		Maciej Bender (Mercer) vs Furman (12/20/19)
	3		James Dickey (UNC Greensboro) vs VMI (11/24/19)
	3		Lucas N'Guessan (ETSU) vs Wofford (01/01/20)
	3		Eddie Davis III (The Citadel) at Samford (01/01/20)
	3		Jalen Slawson (Furman) vs ETSU (01/04/20)
Turnovers	8		Josh Sharkey (Samford) vs The Citadel (01/01/20)
	6		Bo Hodges (ETSU) vs Wofford (01/01/20)
	6		Djordje Dimitrijevic (Mercer) at UNC Greensboro (01/01/20)
	5		Eddie Davis III (The Citadel) at Samford (01/01/20)
	5		Ethan Stair (Mercer) at UNC Greensboro (01/01/20)
	5		Travis Eevee (VMI) vs Furman (01/01/20)
	5		Tyson Batiste (The Citadel) vs Western Carolina (01/04/20)
	5		Noah Gurley (Furman) vs ETSU (01/04/20)
	5		Nathan Hoover (Wofford) vs UNC Greensboro (01/04/20)