

SOUTHERN CONFERENCE MEN'S BASKETBALL

2011-2012

SOCON



SOUTHERN SOCON 1921 CONFERENCE



HOME OF THE 2012 SOCON BASKETBALL CHAMPIONSHIP

ASHEVILLE, N.C.



MARCH 2-5, ASHEVILLE CIVIC CENTER

The 2012 tournament will mark a return to Asheville, site of the men's basketball tournament from 1984-1995. The oldest league tournament in the nation, the first tournament was held in 1921 and 2012 marks the 92nd year of the post-season classic.

MEN'S TOURNAMENT SCHEDULE

FIRST ROUND - MARCH 2

- #4 South vs. #5 North - 11:30 a.m.
- #3 North vs. #6 South - 2:00 p.m.
- #4 North vs. #5 South - 6:00 p.m.
- #3 South vs. #6 North - 8:30 p.m.

QUARTERFINALS - MARCH 3

- #1 North vs. Game 1 Winner - 12:00 p.m.
- #2 South vs. Game 2 Winner - 2:30 p.m.
- #1 South vs. Game 3 Winner - 6:00 p.m.
- #2 North vs. Game 4 Winner - 8:30 p.m.

SEMIFINALS - MARCH 4

- Semifinal 1 - 6:00 p.m.
- Semifinal 2 - 8:30 p.m.

FINAL - MARCH 5

- Championship Game - 9:00 p.m.



2011-12 Southern Conference Men's Basketball Media Guide

On the Inside

2010-11 Year-In-Review

Individual Game Highs	68
Individual Stats	66
Team Game Highs	69
Team Stats	67
Year-in-Review	64-65

2011-12 Composite Schedule

2012 Southern Conference Tournament

All-Time Honors and Awards

All-Conference Teams	88-92
All-Freshman Teams	93-94
National Awards	121
NBA Draftees	123
NBA Players	122
Players of the Month	96
Players of the Week	95-96
SoCon Champions	104
SoCon in the NCAA Tournament	124-125
SoCon in Other Postseason Tournaments	126
Yearly Basketball Awards	85-87

All-Time Records

Coaching Records	79
Individual Records	70-74
Team Records	75-78

Annual Leaders

Individual	80-82
Team	83-84

Appalachian State

College of Charleston

Chattanooga

Citadel, The

Davidson

Elon

Furman

Georgia Southern

UNCG

Samford

Southern Conference

Commissioner John Iamarino	12
Hall of Fame	11
History	6-10
Staff	13
Media Services	14

Southern Conference Tournament History

SoCon Champions	104
SoCon Tournament Results	105-115
SoCon All-Tournament Teams	116-119
SoCon Tournament Records	120

Western Carolina

Wofford

Yearly Standings

The Southern Conference

702 N. Pine Street
Spartanburg, S.C. 29303

Phone: (864) 591-5100
Fax: (864) 591-3448
Website: www.SoConSports.com

Conference Staff

John Iamarino Commissioner
Geoff Cabe Senior Associate Commissioner
Sue Arakas Associate Commissioner
Doug King Associate Commissioner for Compliance
Jason Yaman Assistant Commissioner for Media Relations
Brandon Neff Assistant Commissioner for Championships
Jonathan Caskey Associate Director of Media Relations
Jamie Severns Director of Multimedia Services
Laura Hayes Assistant to the Commissioner
Kristen Litchfield Media Relations Assistant
Patrick Hatcher Championships/Operations Assistant
Grant Finley Multimedia Services Assistant
Mike Wood Coordinator of Officials

Southern Conference Officers

President: Dr. Gibbs Knotts, Western Carolina University
Vice-President: Dr. Terry Ackerman, University of North Carolina Greensboro

Executive Committee

Charlie Cobb, Appalachian State University
Dr. Alan Hauser, Appalachian State University
Dr. Vince Benigni, College of Charleston
Dr. Chip Taylor, The Citadel
Ms. Kelly Simpson, The Citadel
Ms. Katy McNay, Davidson College
Dr. Fred Smith, Davidson College
Dr. Eric Hall, Elon University
Dr. William Pierce, Furman University
Dr. Chris Geyerman, Georgia Southern University
Dr. Terry Ackerman, University of North Carolina Greensboro
Dr. Chris Metress, Samford University
Dr. Michael Jones, University of Tennessee at Chattanooga
Dr. Gibbs Knotts, III, Western Carolina University
Dr. Jameica Hill, Wofford College

On the Cover:

Clockwise from top left: Jeffrey Merritt (Samford), Omar Carter (Appalachian State), Harouna Mutombo (Western Carolina), Brandon Sebirumbi (Furman), Antwaine Wiggins (College of Charleston), Jack Isenbarger (Elon), JP Kuhlman (Davidson), Willie Powers (Georgia Southern), Mike Groselle (The Citadel), Keegan Bell (Chattanooga), Trevis Simpson (UNCG) and Brad Loesing (Wofford).

Credits

Editor: Jonathan Caskey
Design: Jonathan Caskey, Jamie Severns
Cover: Jamie Severns
Editorial Assistance: Jason Yaman, Kristen Litchfield and SoCon men's basketball SIDs.
Online Services: MultiAd, 1720 Detweiler Drive, Peoria, Illinois 61615



COMPOSITE SCHEDULE

SOUTHERN CONFERENCE

November 11 (Friday) Holy Cross at College of Charleston, 7 p.m. Lees-McRae at Appalachian State, 7 p.m. UNCG at Tennessee, 7 p.m. (EA Sports Maui Invitational) Western Carolina at South Carolina, 7 p.m. Roanoke College at Furman, 7:30 p.m. Valparaiso at Georgia Southern, 7:30 p.m. Guilford at Davidson, 8 p.m. Wofford at Georgia, 8:30 p.m. Elon at Massachusetts, 9 p.m. The Citadel vs. VMI, 10:30 p.m. (All Military Classic; Colorado Springs, Colo.)	TV	Western Carolina vs. Northern Colorado, 2:30 p.m. (South Padre Island Invitational; South Padre Island, Texas) Wofford vs. Missouri-Kansas City, 3:30 p.m. (Chicago Invitational Challenge; Hoffman Estates, Ill.) Elon at North Carolina State, 7 p.m. Furman at Clemson, 7 p.m. Savannah State at Chattanooga, 7 p.m. (Hoosier Classic)	December 18 (Sunday) Jacksonville at Wofford, 3 p.m.
November 12 (Saturday) Youngstown State at Samford, 8 p.m. The Citadel vs. Air Force or Army, 8:30/10:30 p.m. (All Military Classic; Colorado Springs, Colo.)	FSSO SPSO CSS	November 26 (Saturday) Wofford vs. Longwood/Prairie View A&M, Noon/3:30 p.m. (Chicago Invitational Challenge; Hoffman Estates, Ill.) Western Carolina vs. Florida A&M/Southern, 1/3:30 p.m. (South Padre Island Invitational; South Padre Island, Texas) Davidson at UNC Wilmington, 2 p.m. The Citadel at High Point, 7 p.m. Samford at Texas-Arlington, 8 p.m. College of Charleston vs. TBA, TBA HDNET or VERSUS (Battle 4 Atlantis; Paradise Island, Bahamas) Milligan at Appalachian State, TBA	December 19 (Monday) The Citadel at James Madison, 7 p.m. UNCG at Duke, 7 p.m. FSSO Georgia Southern at South Alabama, 8 p.m. Davidson vs. Kansas, 9 p.m. ESPNU (at Sprint Center; Kansas City, Mo.)
November 13 (Sunday) Chattanooga at Indiana, 5 p.m. (Hoosier Classic) Emory & Henry at Wofford, 5 p.m.	BTN	November 27 (Sunday) Gardner-Webb at Chattanooga, 3 p.m. (Hoosier Classic) Georgia Southern at Southern Methodist, 3 p.m.	December 20 (Tuesday) Furman at Presbyterian, 7 p.m. Samford at Kentucky, 7 p.m. ESPN2 Western Carolina at Bradley, 8 p.m. College of Charleston at Louisville, 9 p.m. ESPNU
November 14 (Monday) Furman at Columbia, 7 p.m. UNCG at Georgetown, 7 p.m. (EA Sports Maui Invitational) Richmond at Davidson, 8:15 p.m.	MASN	November 28 (Monday) UNCG vs. North Carolina A&T, 7 p.m.	December 21 (Wednesday) Hiwassee College at Chattanooga, Noon Wofford at High Point, 7 p.m.
November 15 (Tuesday) Morehead State at College of Charleston, 8 a.m. Appalachian State at East Tennessee State, 7 p.m. Montreat College at Western Carolina, 7 p.m. South Carolina at Elon, 7 p.m. Chattanooga at Butler, 7 p.m. (Hoosier Classic)	ESPN SPSO	November 30 (Wednesday) *Furman at Elon, 7 p.m.	December 22 (Thursday) Campbell at Appalachian State, 7 p.m. College of Charleston at Coastal Carolina, 7 p.m. Davidson at Massachusetts, 7 p.m. Georgia Southern at Georgia State, 7 p.m. VCU at UNCG, 7 p.m. ESPN3 Elon at San Diego State, 7:30 p.m. The Citadel at Denver, 9 p.m.
November 16 (Wednesday) Clemson at The Citadel, 7 p.m. Georgia Southern at Wake Forest, 7 p.m.	ESPN3 SPSO	December 1 (Thursday) *The Citadel at College of Charleston, 7 p.m. *Davidson at Wofford, 7 p.m. ESPN3 *Chattanooga at Georgia Southern, 7 p.m. *UNCG at Appalachian State, 8 p.m. *Western Carolina at Samford, 8 p.m.	December 23 (Friday) Furman at Georgia, 7 p.m. CSS
November 17 (Thursday) Mercer at Furman, 7 p.m. UNC Pembroke at UNCG, 7 p.m. Western Carolina at Presbyterian, 7:30 p.m.	ESPN3 SPSO	December 3 (Saturday) Navy at Elon, 2 p.m. *Chattanooga at College of Charleston, 4 p.m. *UNCG at Western Carolina, 4:30 p.m. *Appalachian State at Georgia Southern, 7 p.m. *The Citadel at Wofford, 7 p.m. *Furman at Davidson, 7 p.m.	December 28 (Wednesday) UNC Asheville at Western Carolina, 6 p.m. Wofford at South Carolina, 7 p.m. CSS Samford at Sam Houston State, 8 p.m.
November 18 (Friday) Davidson at Duke, 6 p.m. ESPNU Kennesaw State at Chattanooga, 7 p.m. Samford at Jacksonville, 7 p.m. Webber International at Georgia Southern, 7 p.m. Rutgers-Camden at Elon, 8 p.m.	ESPN3	December 5 (Monday) *Elon at UNCG, 7 p.m. Texas San-Antonio at Samford, 8 p.m.	December 29 (Thursday) The Citadel at Tennessee, 7 p.m. Elon at North Carolina, 7 p.m. ESPNU Longwood at Chattanooga, 7 p.m. (Dr. Pepper Classic) Penn at Davidson, 7 p.m.
November 19 (Saturday) UNCG at Middle Tennessee, 6 p.m. (EA Sports Maui Invitational) College of Charleston at Clemson, 7 p.m. Appalachian State at Tennessee Tech, 8 p.m. Wofford at Wisconsin, 8 p.m. (Chicago Invitational Challenge)	ESPN3	December 6 (Tuesday) Coastal Carolina at The Citadel, 7 p.m. Tulane at Wofford, 7 p.m. Virginia-Wise at Furman, 7 p.m. Appalachian State at Minnesota, 8 p.m. BTN	December 30 (Friday) UNCG at Richmond, 4 p.m. Appalachian State at Miami (Fla.), 7 p.m. Furman at UNC Wilmington, 7 p.m. George Mason at College of Charleston, 7 p.m. ESPN3 Georgia Southern at Auburn, 7 p.m. CSS Hampton/Utah Valley at Chattanooga, 4:30/7 p.m. (Dr. Pepper Classic)
November 20 (Sunday) Western Carolina at Iowa State, 1 p.m. (South Padre Island Invitational) Loyola Chicago at Furman, 2 p.m. UNCG vs. Belmont or Towson, 2/4:30 p.m. (EA Sports Maui Invit.; Murfreesboro, Tenn.)		December 7 (Wednesday) Vanderbilt at Davidson, 7 p.m. ESPN3 Western Carolina at Purdue, 7:30 p.m. BTN Mercer at Samford, 8 p.m.	December 31 (Saturday) Samford at Maryland, 2 p.m. FSSO Western Carolina at North Carolina State, 2 p.m. ESPN3
November 21 (Monday) Florida Christian at The Citadel, 7 p.m. Warren Wilson at Chattanooga, 7 p.m. Presbyterian at Davidson, 8:15 p.m.		December 10 (Saturday) Lindsey Wilson at Samford, 5 p.m. Davidson at Charlotte, 7 p.m. Georgia Southern at Eastern Kentucky, 7 p.m. Kent State at Western Carolina, 7 p.m. Chattanooga at Mercer, 7 p.m. Virginia-Wise at Wofford, 7 p.m. East Tennessee State at Appalachian State, TBA	January 2 (Monday) Chattanooga at Tennessee, 7 p.m. SPSO Virginia-Wise at The Citadel, 7 p.m. Wofford at Wake Forest, 7 p.m. FSSO Brewton Parker at Georgia Southern, 7:30 p.m. UNCG at Miami, Fla., 9 p.m. FSSO
November 22 (Tuesday) East Carolina vs. Appalachian State, 7 p.m. (Time Warner Cable Arena; Charlotte, N.C.) Elon at Princeton, 7 p.m. Georgia State at Samford, 8 p.m. Western Carolina at Northern Iowa, 8 p.m. (South Padre Island Invitational) Wofford at Bradley, 8 p.m. (Chicago Invitational Challenge)		December 11 (Sunday) UNCG at Florida State, 1 p.m. FSSO Lynchburg at Elon, 2 p.m. Jacksonville at Furman, 4 p.m.	January 5 (Thursday) *The Citadel at Furman, 7 p.m. *College of Charleston at Wofford, 7 p.m. *Davidson at UNCG, 7 p.m. *Georgia Southern at Elon, 7 p.m. *Western Carolina at Chattanooga, 7 p.m. *Appalachian State at Samford, 8 p.m.
November 23 (Wednesday) Georgia Southern at South Florida, 7 p.m.		December 13 (Tuesday) Spalding College at Chattanooga, 7 p.m.	January 7 (Saturday) *Georgia Southern at Davidson, TBA SoCon/ESPN3 *College of Charleston at Furman, 2:30 p.m. CSS *Wofford at Western Carolina, 4:30 p.m. *Appalachian State at Chattanooga, 7 p.m. *Samford at The Citadel, 7 p.m.
November 24 (Thursday) College of Charleston vs. Central Florida, 2 p.m. VERSUS (Battle 4 Atlantis; Paradise Island, Bahamas)		December 14 (Wednesday) Charleston Southern at The Citadel, 7 p.m. Tennessee at College of Charleston, 9 p.m. ESPNU	January 8 (Sunday) Columbia at Elon, 2 p.m.
November 25 (Friday) College of Charleston vs. Connecticut/UNC Asheville, 2/7 p.m. HDNET or VERSUS (Battle 4 Atlantis; Paradise Island, Bahamas)		December 16 (Friday) East Carolina at UNCG, 7 p.m.	January 12 (Thursday) *Elon at The Citadel, 7 p.m. *Furman at Appalachian State, 7 p.m. ESPN3 *UNCG at College of Charleston, 7 p.m. *Samford at Georgia Southern, 7 p.m. *Western Carolina at Davidson, 7 p.m. *Wofford at Chattanooga, 7 p.m.

COMPOSITE SCHEDULE

PREPARING STUDENT-ATHLETES FOR LIFE'S CHALLENGES SINCE 1921



January 14 (Saturday)
 *Chattanooga at Samford, TBA SoCon/ESPN3
 *Davidson at Appalachian State, 2 p.m.
 *Furman at Western Carolina, 2 p.m.
 *Elon at College of Charleston, 4 p.m.
 *Georgia Southern at Wofford, 7 p.m.
 *UNCG at The Citadel, 7 p.m.

January 17 (Tuesday)
 Toccoa Falls at Western Carolina, 7 p.m.

January 19 (Thursday)
 *Appalachian State at Wofford, 7 p.m.
 *College of Charleston at Davidson, 7 p.m.
 *Georgia Southern at Furman, 7 p.m.
 *Chattanooga at UNCG, 7 p.m.
 *Samford at Elon, TBA

January 21 (Saturday)
 *Western Carolina at Appalachian State, TBA SoCon/ESPN3
 *Wofford at Furman, 4 p.m.
 *The Citadel at Davidson, 7 p.m.
 *Chattanooga at Elon, 7 p.m.
 *College of Charleston at Georgia Southern, 7:30 p.m.

January 22 (Sunday)
 *Samford at UNCG, 2 p.m.

January 23 (Monday)
 *The Citadel at Georgia Southern, 7 p.m.

January 26 (Thursday)
 *Appalachian State at UNCG, 7 p.m.
 *Davidson at Chattanooga, 7 p.m.
 *Elon at Western Carolina, 7 p.m.
 *Furman at College of Charleston, 7 p.m.
 *Wofford at The Citadel, 7 p.m.
 *Georgia Southern at Samford, 8 p.m. ESPN3

January 28 (Saturday)
 *Wofford at College of Charleston, TBA SoCon/ESPN3
 *Elon at Appalachian State, 2 p.m.
 *Western Carolina at UNCG, 2 p.m.
 *Davidson at Samford, 5 p.m.
 *Furman at The Citadel, 7 p.m.
 *Georgia Southern at Chattanooga, 7:30 p.m.

January 30 (Monday)
 *Western Carolina at Wofford, 7 p.m.
 *College of Charleston at Samford, 8 p.m.

February 1 (Wednesday)
 *Davidson at Furman, 7 p.m.

February 2 (Thursday)
 *College of Charleston at Elon, 7 p.m.
 *The Citadel at UNCG, 7 p.m.
 *Samford at Appalachian State, 7 p.m.
 *Chattanooga at Western Carolina, 7 p.m. ESPN3

February 4 (Saturday)
 *UNCG at Furman, TBA SoCon/ESPN3
 *College of Charleston at Appalachian State, 2 p.m.
 *Georgia Southern at Western Carolina, 2 p.m.
 *Samford at Wofford, 2 p.m.
 *Chattanooga at Davidson, 4 p.m.
 *The Citadel at Elon, 7 p.m.

February 6 (Monday)
 *Appalachian State at Elon, 7 p.m.
 *Wofford at Davidson, 7 p.m.
 *Furman at Georgia Southern, 7:30 p.m.

February 9 (Thursday)
 *Appalachian State at Furman, 7 p.m.
 *Davidson at The Citadel, 7 p.m.
 *Elon at Chattanooga, 7 p.m. ESPN3
 *Western Carolina at College of Charleston, 7 p.m.
 *Wofford at Georgia Southern, 7 p.m.
 *UNCG at Samford, 8 p.m.

February 11 (Saturday)
 *Davidson at College of Charleston, TBA SoCon/ESPN3
 *Wofford at Appalachian State, 2 p.m.
 *Western Carolina at Furman, 4 p.m.
 *Elon at Samford, 5 p.m.
 *Georgia Southern at The Citadel, 7 p.m.
 *UNCG at Chattanooga, 7 p.m.

February 15 (Wednesday)
 *College of Charleston at UNCG, 7 p.m.
 *Elon at Wofford, 7 p.m.
 *Samford at Davidson, 7 p.m.
 *Chattanooga at Appalachian State, 7 p.m.

February 16 (Thursday)
 *The Citadel at Western Carolina, 7 p.m.

February 18 (Saturday)
 *Western Carolina at Elon, TBA SoCon/ESPN3
 *Furman at Samford, 5 p.m.
 *The Citadel at Chattanooga, 7 p.m.
 *UNCG at Georgia Southern, 7:30 p.m.
 TBD at Appalachian State, TBA (Sears BracketBusters)
 TBD at Davidson, TBA (Sears BracketBusters)
 College of Charleston at TBD, TBA (Sears BracketBusters)
 Wofford at TBD, TBA (Sears BracketBusters)

February 21 (Tuesday)
 *Wofford at UNCG, 7 p.m.

February 22 (Wednesday)
 *Appalachian State at The Citadel, 7 p.m.

February 23 (Thursday)
 *Elon at Davidson, 7 p.m.
 *Georgia Southern at College of Charleston, 7 p.m.
 *Samford at Western Carolina, 7 p.m.
 *Chattanooga at Furman, 7 p.m.

February 25 (Saturday)
 *College of Charleston at The Citadel, TBA SoCon/ESPN3
 *Appalachian State at Western Carolina, 2 p.m.
 *Davidson at Georgia Southern, 7 p.m.
 *Furman at Wofford, 7 p.m.
 *UNCG at Elon, 7 p.m.
 *Samford at Chattanooga, 7 p.m.

March 2 (Friday)
 SoCon Tournament at Asheville, N.C., Noon, 2:30 p.m., 6 p.m., 8:30 p.m. (Asheville Civic Center)

March 3 (Saturday)
 SoCon Tournament at Asheville, N.C., Noon, 2:30 p.m., 6 p.m., 8:30 p.m. (Asheville Civic Center) ESPN3

March 4 (Sunday)
 SoCon Tournament at Asheville, N.C., 6 p.m., 8:30 p.m. (Asheville Civic Center) SoCon/ESPN3

March 5 (Monday)
 SoCon Tournament at Asheville, N.C., 9 p.m. (Asheville Civic Center) ESPN or ESPN2

2011-12 SoCon Men's Basketball TV Schedule

Date	Teams	Time	Network
Nov. 10	College of Charleston at Maryland	7 p.m.	ESPNU
Nov. 11	UNCG @ Tennessee	7 p.m.	#FSN-South
Nov. 11	Western Carolina @ South Carolina	7 p.m.	SportSouth
Nov. 11	Wofford @ Georgia	8:30 p.m.	CSS
Nov. 13	Chattanooga @ Indiana	5 p.m.	Big Ten Network
Nov. 14	UNCG @ Georgetown	7 p.m.	MASN
Nov. 15	Morehead State @ College of Charleston	8 a.m.	ESPN/ESPN3
Nov. 15	South Carolina @ Elon	7 p.m.	SportSouth
Nov. 16	Clemson @ The Citadel	7 p.m.	ESPN3
Nov. 16	Georgia Southern @ Wake Forest	7 p.m.	FSN-South
Nov. 18	Davidson @ Duke	6 p.m.	ESPNU
Nov. 19	Wofford @ Wisconsin	8 p.m.	ESPN3
Nov. 24	%College of Charleston vs. Central Florida	2 p.m.	VERSUS
Nov. 25	%College of Charleston vs. Connecticut or UNC Asheville	2 p.m. or 7 p.m.	HDNet or Versus
Nov. 26	%College of Charleston vs. TBA	TBA	HDNet or Versus
Dec. 1	*Davidson @ Wofford	7 p.m.	ESPN3
Dec. 6	Appalachian State @ Minnesota	8 p.m.	Big Ten Network
Dec. 7	Vanderbilt @ Davidson	7 p.m.	ESPN3
Dec. 7	Western Carolina @ Purdue	7:30 p.m.	Big Ten Network
Dec. 11	UNCG @ Florida State	1 p.m.	FSN-South
Dec. 14	Tennessee @ College of Charleston	9 p.m.	ESPNU
Dec. 17	Appalachian State @ North Carolina	6 p.m.	ESPNU
Dec. 17	Chattanooga @ Kentucky	8 p.m.	CSS
Dec. 19	UNCG @ Duke	2 p.m.	FSN-South
Dec. 19	Davidson @ Kansas	9 p.m.	ESPNU
Dec. 20	Samford @ Kentucky	7 p.m.	ESPN2/ESPN3
Dec. 20	College of Charleston @ Louisville	9 p.m.	ESPNU
Dec. 22	Virginia Commonwealth @ UNCG	7 p.m.	ESPN3
Dec. 23	Furman @ Georgia	7 p.m.	CSS
Dec. 28	Wofford @ South Carolina	7 p.m.	CSS
Dec. 29	The Citadel @ Tennessee	7 p.m.	SportSouth
Dec. 29	Elon @ North Carolina	7 p.m.	ESPNU
Dec. 30	George Mason @ College of Charleston	7 p.m.	ESPN3
Dec. 30	Georgia Southern @ Auburn	7 p.m.	CSS
Dec. 31	Samford @ Maryland	2 p.m.	FSN-South
Dec. 31	Western Carolina @ North Carolina State	2 p.m.	ESPN3
Jan. 2	Chattanooga @ Tennessee	7 p.m.	SportSouth
Jan. 2	Wofford @ Wake Forest	7 p.m.	FSN-South
Jan. 2	UNCG @ Miami, Fla.	9 p.m.	FSN-South
Jan. 7	*Georgia Southern @ Davidson	TBA	SoCon Sports Network/ESPN3
Jan. 7	*College of Charleston @ Furman	2:30 p.m.	CSS
Jan. 12	*Furman @ Appalachian State	7 p.m.	ESPN3
Jan. 14	*Chattanooga @ Samford	TBA	SoCon Sports Network/ESPN3
Jan. 21	*Western Carolina @ Appalachian State	TBA	SoCon Sports Network/ESPN3
Jan. 26	*Georgia Southern @ Samford	8 p.m.	ESPN3
Jan. 28	*Wofford @ College of Charleston	TBA	SoCon Sports Network/ESPN3
Feb. 2	*Chattanooga @ Western Carolina	7 p.m.	ESPN3
Feb. 4	*UNCG @ Furman	TBA	SoCon Sports Network/ESPN3
Feb. 9	*Elon @ Chattanooga	7 p.m.	ESPN3
Feb. 11	*Davidson @ College of Charleston	TBA	SoCon Sports Network/ESPN3
Feb. 18	*Western Carolina @ Elon	TBA	SoCon Sports Network/ESPN3
Feb. 25	*College of Charleston @ The Citadel	TBA	SoCon Sports Network/ESPN3
March 3	Southern Conference Tournament Quarterfinal	Noon	ESPN3
March 3	Southern Conference Tournament Quarterfinal	2:30 p.m.	ESPN3
March 3	Southern Conference Tournament Quarterfinal	6 p.m.	ESPN3
March 3	Southern Conference Tournament Quarterfinal	8:30 p.m.	ESPN3
March 4	Southern Conference Tournament Semifinal	6 p.m.	SoCon Sports Network/ESPN3
March 4	Southern Conference Tournament Semifinal	8:30 p.m.	SoCon Sports Network/ESPN3
March 5	Southern Conference Tournament Championship Game	9 p.m.	ESPN or ESPN2/ESPN3
* - Southern Conference game			
% - Battle 4 Atlantis at Paradise Island, Bahamas			
# - viewers in the state of North Carolina will see this game on delay following NHL Hockey			



With 20 points and nine rebounds against College of Charleston in the finals, Noah Dahlman led Wofford to its second consecutive SoCon Tournament crown. The senior earned Most Outstanding Player honors for the second time.

The Southern Conference returns to Asheville, N.C., and the Asheville Civic Center for the 2012 Southern Conference Tournament. The Tournament is scheduled for March 2-5 at the 6,300-seat venue. Asheville served as the host of the SoCon Tournament from 1984-95 and returns in 2012 after a 17-year absence.

The oldest league tournament in the nation, the first tournament was held in 1922 and 2012 marks the 91st year of the postseason classic.

Tickets for the tournament are available by contacting any member institution ticket office.



Conference Tournament Longevity

No.	Conference	Years
1.	Southern Conference	91
2.	Atlantic Coast Conference	57
3.	Southeastern Conference	51
4.	Ohio Valley Conference	47
5.	Mid-Eastern Athletic Conference	39
6.	Big West Conference	35
	Big Sky Conference	35
8.	Missouri Valley Conference	33
	Sun Belt Conference	33
	Atlantic 10 Conference	33



First Round

March 2 (Friday)

- Game 1: No. 4 South vs. No. 5 North, 11:30 a.m.
- Game 2: No. 3 North vs. No. 6 South, 2:30 p.m.
- Game 3: No. 4 North vs. No. 5 South, 6 p.m.
- Game 4: No. 3 South vs. No. 6 North, 8:30 p.m.

Quarterfinals

March 3 (Saturday)

- Game 5: No. 1 North vs. Game 1 winner, 12 p.m. (ESPN3)
- Game 6: No. 2 South vs. Game 2 winner, 2:30 p.m. (ESPN3)
- Game 7: No. 1 South vs. Game 3 winner, 6 p.m. (ESPN3)
- Game 8: No. 2 North vs. Game 4 winner, 8:30 p.m. (ESPN3)

Semifinals

March 4 (Sunday)

- Game 9: Game 5 winner vs. Game 6 winner, 6 p.m. (SoCon Sports Network)
- Game 10: Game 7 winner vs. Game 8 winner, 8:30 p.m. (SoCon Sports Network)

Championship

March 5 (Monday)

- Game 11: Championship, 9 p.m. (ESPN/ESPN2)



2012 National Invitation Tournament

First Round

TBA

Second Round

TBA

Quarterfinal Round

TBA

Semifinals and Championship

Madison Square Garden; New York, N.Y.

Semifinals:

Tuesday, March 27, 7 p.m. and 9 p.m.

Championship:

Thursday, March 29, 7 p.m.

2012 NCAA Men's Basketball Championship



First Round

March 13, 14, 2012

UD Arena - Dayton, Ohio
Host: University of Dayton

Second and Third Rounds

March 15 and 17, 2012

Rose Garden - Portland, Ore.
Host: University of Oregon

The Pit - Albuquerque, N.M.

Host: University of New Mexico

Consol Energy Center - Pittsburgh, Pa.
Host: Duquesne University

KFC Yum! Center - Louisville, Ky.
Host: University of Louisville

March 16 and 18, 2012

Nationwide Arena - Columbus, Ohio
Host: Ohio State University

Qwest Center Omaha - Omaha, Neb.
Host: Creighton University

Bridgestone Arena - Nashville, Tenn.
Host: Ohio Valley Conference

Greensboro Coliseum - Greensboro, N.C.
Host: Atlantic Coast Conference

Regionals

March 22 and 24, 2012

East Regional

TD Garden - Boston, Mass.
Host: Boston College

Southwest Regional

US Airway Center - Phoenix, Ariz.
Host: Arizona State University

March 23 and 25, 2012

Midwest Regional

Edward Jones Dome - St. Louis, Mo.
Hosts: St. Louis University

Southeast Regional

Georgia Dome - Atlanta, Ga.
Hosts: Georgia Institute of Technology

Final Four

March 31 and April 2, 2012

Louisiana Superdome - New Orleans, La.
Host: Tulane University

SOUTHERN CONFERENCE TOURNAMENT

PREPARING STUDENT-ATHLETES FOR LIFE'S CHALLENGES SINCE 1921



2012 Southern Conference Men's Basketball Championship MARCH 2-5 • ASHEVILLE CIVIC CENTER • ASHEVILLE, N.C.

**FRIDAY
MARCH 2**

**SATURDAY
MARCH 3**

**SUNDAY
MARCH 4**

**MONDAY
MARCH 5**

No. 4 South

Session 1, Game 1
March 2, *11:30 a.m.

No. 5 North

ESPN 3

Session 3, Game 5
March 3, 12:00 p.m.
No. 1 North

ESPN 3

Session 5, Game 9
March 4, 6:00 p.m.

SOCONSPORTS
NETWORK

No. 2 South

Session 3, Game 6
March 3, 2:30 p.m.

ESPN 3

No. 3 North

Session 1, Game 2
March 2, 2:00 p.m.

No. 6 South

CHAMPIONSHIP GAME
Session 6, Game 11
March 5, 9:00 p.m.

ESPN

- OR -

ESPN 2

No. 4 North

Session 2, Game 3
March 2, 6:00 p.m.

No. 5 South

ESPN 3

Session 4, Game 7
March 3, 6:00 p.m.

No. 1 South

ESPN 3

Session 5, Game 10
March 4, 8:30 p.m.

SOCONSPORTS
NETWORK

No. 2 North

Session 4, Game 8
March 3, 8:30 p.m.

ESPN 3

No. 3 South

Session 2, Game 4
March 2, 8:30 p.m.

No. 6 North



* 11:30 a.m. tip-off as part of Education Day program

The Southern Conference

The Southern Conference, which began its 91st season of intercollegiate competition in 2011, is a national leader in emphasizing the development of the student-athlete and in helping to build lifelong leaders and role models.

The Southern Conference has been on the forefront of innovation and originality in developing creative solutions to address issues facing intercollegiate athletics. From establishing the first conference basketball tournament (1921), tackling the issue of freshmen eligibility (1922), developing women's championships (1984), to becoming the first conference to install the three-point goal in basketball (1980), the Southern Conference has been a pioneer.

The Southern Conference is the nation's fifth-oldest NCAA Division I collegiate athletic association. Only the Big Ten (1896), the Missouri Valley (1907), the Pacific 10 (1915) and the Southwestern Athletic (1920) conferences are older in terms of origination.

Academic excellence has been a major part of the Southern Conference's tradition. Hundreds of Southern Conference student-athletes have been recognized on Capital One Academic All-America and all-district teams. A total of 19 Rhodes Scholarship winners have been selected from conference institutions.

The Conference currently consists of 12 members in five states throughout the Southeast and sponsors 19 varsity sports and championships that produce participants for NCAA Division I Championships.

The Southern Conference offices are located in the historic Beaumont Mill in Spartanburg, S.C. A textile mill that was in operation from 1880 until 1999, Beaumont Mill was renovated in 2004 and today offers the league first class meeting areas and offices as well as a spacious library for storage of the conference's historical documents.

Membership History

On Feb. 25, 1921, representatives from 14 of the Southern Intercollegiate Athletic Association's (SIAA) 30 members met at Atlanta's Piedmont Hotel to establish the Southern Intercollegiate Conference. On hand at the inaugural meeting were officials from Alabama, Alabama Polytechnic Institute



The Atlanta Memorial Auditorium was the site for the first Southern Conference Basketball Championship in 1922. The SoCon basketball tournament is the longest-running of its kind in college basketball history.

(Auburn), Clemson, Georgia, Georgia School of Technology (Georgia Tech), Kentucky, Maryland, Mississippi A&M (Mississippi State), North Carolina, North Carolina State, Tennessee, Virginia, Virginia Polytechnic Institute (Virginia Tech) and Washington & Lee.

Dr. S.V. Sanford of Georgia was chosen as acting chairman and N.W. Dougherty of Tennessee was named secretary. The decision to form a new athletic conference was motivated by the desire to have a workable number of conference games for each league member. With 30 schools in the SIAA by the early 1920s, it was impossible to play every school at least once during the regular season and many schools went several years between playing some conference members. In addition, in 1920, the SIAA voted down proposed rules that an athlete must be in a college a year before playing on its teams and refused to abolish a rule permitting athletes to play summer baseball for money.

Play began in the fall of 1921 and a year later, six more schools joined the fledgling league including Tulane (which had attended the inaugural meeting but had elected not to join), Florida, Louisiana (LSU), Mississippi, South Carolina and Vanderbilt. VMI joined in 1925 and Duke was added in 1929.

By the 1930s, membership in the Southern Conference had reached 23 schools. C.P. "Sally" Miles of Virginia Tech, president of the Southern Conference, called the annual league meeting to order on Dec. 9, 1932 at the Farragut Hotel in Knoxville, Tenn. Georgia's Dr. Sanford announced

that 13 institutions west and south of the Appalachian Mountains were reorganizing as the Southeastern Conference. Members of the new league included Alabama, Alabama Polytechnic Institute, Florida, Georgia, Georgia School of Technology, Kentucky, Louisiana, Mississippi, Mississippi A&M, University of the South, Tennessee, Tulane and Vanderbilt.

According to the minutes of the meeting, Dr. Sanford stated that the division was made along geographical lines. Florida's Dr. J.J. Tigert, acting as spokesman for the withdrawing group, regretted the move but believed it was necessary as the Southern Conference had grown too large. The resignations were accepted and the withdrawing schools formed the new league which began play in 1932.

The Southern Conference continued with membership of 10 institutions including Clemson, Duke, Maryland, North Carolina, North Carolina State, South Carolina, Virginia, VMI, Virginia Tech and Washington & Lee.

The second major shift occurred some 20 years later. By 1952, the Southern Conference included 17 colleges and universities. Another split occurred when seven schools including Clemson, Duke, Maryland, North Carolina, North Carolina State, South Carolina and Wake Forest departed to form the Atlantic Coast Conference which began play in 1953. The revamped Southern Conference included members The Citadel, Davidson, Furman, George Washington, Richmond, VMI, Virginia Tech, Washington & Lee, West Virginia and William & Mary.

SOUTHERN CONFERENCE HISTORY

PREPARING STUDENT-ATHLETES FOR LIFE'S CHALLENGES SINCE 1921



Today, the league continues to thrive with a membership that includes 12 institutions and a footprint that spans five states: Tennessee, North Carolina, South Carolina, Alabama and Georgia. Current league members are Appalachian State, College of Charleston, The Citadel, Davidson, Elon, Furman, Georgia Southern, UNC Greensboro, Samford, Chattanooga, Western Carolina and Wofford.

Leadership

John Iamrino was officially named commissioner of the conference on January 2, 2006. Iamrino has promoted the Southern Conference through an ambitious agenda which has improved competition, upgraded compliance-related matters, launched the conference's Hall of Fame and increased the marketing and brand awareness of the conference and its member institutions.

The Southern Conference named its first commissioner in December 1950. Duke head football coach Wallace Wade made the transition from Blue Devil football coach to athletics administration as the first person at the helm of the conference.

Lloyd Jordan replaced Wade as the commissioner in 1960 and served a 14-year term until Ken Germann became the league head in 1974. Germann was the commissioner for 13 years and orchestrated the league's expansion to include women's athletics. In 1987, he was succeeded by Dave Hart who spearheaded the transfer of the league office from Charlotte, N.C., to Asheville, N.C.

Wright Waters succeeded Hart upon his retirement in 1991. Under Waters' leadership, the Southern Conference expanded to 12 members, added three women's sports and posted record revenue from the basketball tournament. Waters, who is currently the commissioner of the Sun Belt Conference, was followed by Alfred B. White in 1998. White, a veteran member of the NCAA office, introduced the current conference logo and elevated the conference's commitment to marketing and development of corporate partners.

Danny Morrison headed the conference from 2001-2005 and orchestrated the league's move from Asheville, N.C., to Spartanburg, S.C. Under Morrison's leadership, the conference increased its marketing and promotional efforts.



The 2008 addition of Samford University in Birmingham, Ala. extended the Southern Conference's reach to five states across the Southeast.

Championship History

The first Southern Conference Championship was the league basketball tournament held in Atlanta in 1922. The North Carolina Tar Heels won the tournament to become the first recognized league champion in any sport. The Southern Conference Tournament remains the oldest of its kind in college basketball.

Commissioner Germann spearheaded the Southern Conference's expansion to include women's athletics during the 1983-84 season. That year, league championships were held in volleyball, basketball and tennis. Cross country joined the mix in 1985 and the league began holding indoor and outdoor track championships in 1988. Most recently, the conference instituted golf and softball championships in the spring of 1994 and added soccer in the fall of 1994.

The Germann Cup, named in honor of the former commissioner, annually recognizes the top women's athletics programs in the conference. From its humble beginnings, women's athletics have become an integral part of the Southern Conference and its success.

The Southern Conference declares champions in 10 men's sports - football, soccer, cross country, basketball, indoor track and field, outdoor track and field, wrestling, baseball, tennis and golf - and nine women's sports -

soccer, volleyball, cross country, basketball, indoor track and field, outdoor track & field, tennis, golf and softball.

Football

The Southern Conference has also excelled as the premier Football Championship Subdivision (FCS) conference. Southern Conference member Appalachian State won the three consecutive FCS titles from 2005-07, becoming the first team to do so. The league boasts more than 250 players who have garnered All-America recognition and numerous national player or coach of the year awards. The conference has had at least one team in the Top 10 of the final FCS poll for 25 consecutive years with at least two teams finishing in the Top 20 in every season since 1982.

The conference has placed multiple representatives in the FCS Playoffs in 24-of-28 seasons, with 16 Championship Game appearances and eight national titles. The Southern Conference has had at least one team reach the semifinals in 11 of the last 13 years and in 17 of the last 20 seasons.

In 2007, Appalachian State became the first FCS team to defeat a nationally-ranked Football Bowl Subdivision (FBS) team when the Mountaineers defeated No. 5-ranked Michigan, 34-32, on Sept. 1 before a sellout crowd at Michigan Stadium.

Prior to the conference's reclassification in 1981, Southern Conference football teams appeared in a total of 36 bowl games, posting a record of 16-18-2. From 1925-30, league schools won five football national championships in a six year span. There are nearly 40 former Southern Conference players in the College Football Hall of Fame. One of the most recognizable of these names is former North Carolina running back Charlie "Choo Choo" Justice who helped guide North Carolina to three bowl appearances. He was a first team All-America selection and Heisman Trophy runner-up in 1948 and 1949. In 1949, Justice earned first team all-conference honors for the fourth consecutive season, becoming the first player in league history to achieve that feat. He was a member of the league's inaugural Hall of Fame Class in 2009.

Another of the league's football products that made it to the College Football Hall of Fame is Sam Huff of West Virginia. Huff was a three-year starter on both the offensive and defensive lines for the Mountaineers. In 1955, Huff earned first team All-America honors on the field and was a first team Academic All-America for his work in the classroom. He played 12 seasons in the National Football League for the New York Giants and the Washington Redskins. A member of the conference's first Hall of Fame class, he was a five-time All-Pro defensive lineman and is also a member of the Pro Football Hall of Fame.

In recent years, the Southern Conference has continued to produce outstanding student-athletes. In 1999, Georgia Southern's Adrian Peterson captured the Walter Payton Award presented annually to the Football Championship Subdivision's most outstanding offensive player. Furman's Louis Ivory was awarded the honor in 2000, Georgia Southern's Jayson Foster was presented with the 2007 trophy and most recently, Appalachian State's record-setting quarterback, Armanti Edwards, became the first two-time winner in Payton Award history after claiming the honors in 2008 and 2009.

Appalachian State's Dexter Coakley was a three-time all-conference selection and consensus All-America in 1994, '95 and '96 before going on to stardom with the Dallas Cowboys. Coakley won a pair of Buck Buchanan Awards, given to Football Championship Subdivision's top defensive player each year. Terrell Owens went from catching passes at Chattanooga to a stellar NFL career. Western Carolina's David Patten and

Southern Conference Members

- | | |
|---|---|
| Alabama (1921-1932) | Mississippi State (1921-1932) |
| Appalachian State (1971-present) | North Carolina (1921-1953) |
| Auburn (1921-1932) | North Carolina Greensboro (1997-present) |
| College of Charleston (1998-present) | North Carolina State (1921-1953) |
| Chattanooga (1976-present) | Richmond (1936-1976) |
| The Citadel (1936-present) | Samford (2008-present) |
| Clemson (1921-1953) | South Carolina (1922-1953) |
| Davidson (1936-1988, 1991-present) | Tennessee (1921-1932) |
| Duke (1928-1953) | Tulane (1922-1932) |
| East Carolina (1964-1976) | University of the South (1922-1932) |
| East Tennessee State (1978-2005) | Vanderbilt (1922-1932) |
| Elon (2003-present) | Virginia (1921-1937) |
| Florida (1922-1932) | VMI (1924-2003) |
| Furman (1936-present) | Virginia Tech (1921-1965) |
| George Washington (1936-1970) | Wake Forest (1936-1953) |
| Georgia (1921-1932) | Washington & Lee (1921-1958) |
| Georgia Southern (1991-present) | West Virginia (1950-1968) |
| Georgia Tech (1921-1932) | Western Carolina (1976-present) |
| Kentucky (1921-1932) | William & Mary (1936-1977) |
| Louisiana State (1922-1932) | Wofford (1997-present) |
| Marshall (1976-1997) | |
| Maryland (1921-1953) | |
| Mississippi (1922-1932) | |

Bold indicates current SoCon member.

Appalachian State's Matt Stevens were both members of the New England Patriots Super Bowl Champion team in 2002 and Patten also earned Super Bowl rings with the Patriots in 2004 and '05.

Basketball

Men's basketball was the first sport in which the conference held a championship. The league tournament is the nation's oldest, with the inaugural championship held at Atlanta's City Auditorium in 1922 and was won by North Carolina.

Not only was the Southern Conference Tournament the first of its kind, the league also helped change the face of college basketball. In 1980, the league began a season-long experiment with a 22-foot three-point field goal with the approval of the NCAA Rules Committee. Ronnie Carr of Western Carolina made the first three-point field goal in college basketball history in a game against Middle Tennessee State on Nov. 29, 1980.

Another college basketball tradition that originated in the Southern Conference is the traditional cutting of the nets by the winning team. According to USA Today, the practice of net cutting originated in 1947 with North Carolina State head coach Everett Case. As a

first-year head coach, Case led the Wolfpack to the Southern Conference Tournament title. Case celebrated by claiming the nets as a souvenir of the win to commemorate the event.

Basketball coaching legend Red Auerbach gives credit to former George Washington coach Bill Reinhart, who coached in the conference for nearly 30 years, as one of the originators of the modern fast-break.

West Virginia's 10 tournament championships are still the most in league history. The Mountaineers were led by the incomparable Jerry West from 1958 through '60. West, a two-time All-America selection, spurred West Virginia to the Final Four in 1959. The Mountaineers lost in the championship game that season to California, 71-70, but West earned Final Four Most Valuable Player honors. West was a three-time Southern Conference tournament MVP, a two-time league regular season MVP, and was twice named the conference's Athlete of the Year. He went on to a spectacular career with the Los Angeles Lakers of the National Basketball Association and was inducted into the Naismith Memorial Basketball Hall of Fame in 1979. He was a 14-time NBA All-Star while with the Lakers. It is West's silhouette that comprises the NBA's globally recognized logo.

Frank Selvy set the NCAA record for points in a game while at Furman. On Feb. 13, 1954, the senior scored 100 points in a game against Newberry, a record that still stands. Selvy was the Southern Conference Most Valuable Player in 1953 and 1954 and the league's Athlete of the Year in 1954. He went on to a 10-year career in the NBA. Selvy and his former Lakers teammate West were both enshrined in the league's Hall of Fame in 2009.

Rod Hundley was another West Virginia star during the 1950s. "Hot Rod" made a name for himself as one of the most spectacular players to tour the league during his era. Hundley averaged 24.5 points per game in his three seasons as a Mountaineer and was an all-conference and all-tournament performer in each of those three years. He was the Southern Conference Most Valuable Player and Athlete of the Year as a senior in 1957. He was the first player selected in the 1957 NBA draft and enjoyed a six-year career in that league.

East Tennessee State's Keith "Mister" Jennings made his mark on the college basketball world in the early 1990s. Despite standing less than six feet tall, Jennings was a two-time all-conference choice and the league's Player of the Year and Athlete of the Year in 1991. Jennings played with the Golden State Warriors of the NBA.

Besides West Virginia's team in 1959, the Southern Conference has been represented in the Final Four on two other occasions. North Carolina advanced to the NCAA championship game in 1943 before falling 43-40 to Oklahoma State. North Carolina State finished third in the tournament in 1950.

Davidson continued the record of success by advancing to the NCAA Tournament's Elite Eight in 2008 as coach Bob McKillop's Wildcats came within a basket of making the Final Four behind the play of sophomore guard Stephen Curry. Curry, a two-time SoCon Male Athlete of the Year winner, led the nation in scoring as a junior at 28.6 points per game.

Women's basketball competition began in the Southern Conference in 1983-84 with seven teams. In the sport's history, eight schools have won the league's tournament at least once with Chattanooga winning 12 and Appalachian State owning six titles. UNC Greensboro won the 1998 tournament as head coach Lynne Agee became the first coach to take a team to the NCAA Tournament in all three Divisions - I, II and

III. In 2001, Chattanooga head coach Wes Moore became the first coach in NCAA history to take three different teams to the NCAA Tournament in all three Divisions.

Since 1984, seven different teams have claimed at least a share of the regular season crown. Chattanooga has the most overall titles with 15, six of them shared. Chattanooga also owns the most outright championships with nine. Only five players have won the conference Player of the Year award twice: East Tennessee State's DeShawne Blocker in 1992-93 and 1994-95; Furman's Jackie Smith, 1997-98 and 1998-99 and Chattanooga's Damita Bullock (2000, '01), Alex Anderson (2007, '08) and Shanara Hollinquest (2009, '10).

Other Sports

In baseball, Wake Forest advanced to the championship game of the NCAA College World Series in 1949. Demon Deacon second baseman Charles Teague was named the College World Series Most Valuable Player. The Citadel made history in 1990 by becoming the first military school to make an appearance at the College World Series. The Bulldogs were joined that season at the College World Series by current conference member Georgia Southern.

One of the Southern Conference's more famous baseball alums is Duke's Dick Groat. The Blue Devil shortstop, who was also a basketball standout, was the conference's Athlete of the Year in 1951 and 1952. He went on to a 14-year career in the major leagues. In 1960, he was named the National League MVP after he led the league in batting with a .325 average for the World Champion Pittsburgh Pirates.

Among Southern Conference alums to grace Major League Baseball fields have been Atlee Hammaker (East Tennessee State), Jeff Montgomery (Marshall) and Mike Ramsey (Appalachian State). Other SoCon players to go on to a career in the major leagues include Angels third baseman Dallas McPherson (The Citadel), pitchers Britt Reames (The Citadel) and Ryan Glynn (VMI) who both pitched with Oakland in 2005, Furman's Tom Mastny, a pitcher with the Cleveland Indians (2007) and Georgia Southern's Brian Rogers, who pitched with the Pittsburgh Pirates in 2007. Currently in the majors is College of Charleston's Brett Gardner, who earned a World Series ring with the New York Yankees in 2009, Georgia Southern's Everett Teaford, a pitcher with Kansas City, and Graham Godfrey, a pitcher from Charleston currently with Oakland.

Arnold Palmer, perhaps the world's most famous golfer, competed under the Southern Conference banner as a collegian at Wake Forest. He took medalist honors at the Southern Conference Tournament in 1948 and 1949 and was the tournament's runner-up in 1950. Palmer was the medalist at the NCAA Golf Championships in 1949 and 1950. He went on to become one of the most accomplished golfers to play on the professional tour. Palmer won 60 tournaments while competing on the PGA Tour and has added 10 more victories as a member of the Senior PGA Tour. A member of the league's Hall of Fame, he won eight major championships - four Masters, two British Opens, one U.S. Open and one U.S. Amateur.

Furman golfer Dottie Pepper was named the Southern Conference Women's Athlete of the Decade in the 1980s and was honored as part of the league's 25th anniversary of women's championships celebration in 2007-08. Appalachian State's Mary Jayne Harrelson won the NCAA Outdoor title at 1,500 meters in 1999 and 2001. Furman's Brandi Jackson won the NCAA Women's Golf East Regional in the spring of 2003.

Coaches and Administrators

The Southern Conference has also been a breeding ground for some of college athletics' most recognized coaches and administrators.

Legendary basketball coaches Adolph Rupp of Kentucky and Everett Case of North Carolina State both worked the sidelines in the Southern



The SoCon's eight FCS national titles and 16 finals appearances, including the 1999 and 2000 championships Georgia Southern won under the leadership of former coach Paul Johnson, are the most in Division I history.

Conference. Rupp guided the Wildcats to a 30-5 mark during the 1931 and 1932 seasons. Yet, for all his coaching accomplishments, Rupp never led Kentucky to a Southern Conference tournament championship. Case mentored the Wolfpack to six consecutive Southern Conference Tournament championships from 1947 through 1952.

Lefty Driesell coached Davidson to three Southern Conference Tournament championships in 1966, 1968 and 1969. Driesell also won the league's Coach of the Year award four straight times from 1963 through 1966. Former Georgia Tech coach Bobby Cremins earned league Coach of the Year honors three times in the late '70s and early '80s while at Appalachian State and is now the head coach at the College of Charleston.

Terry Holland saw his basketball coaching career take off at Davidson when he returned to his alma mater in 1970. Holland was honored as the Southern Conference Coach of the Year for three consecutive seasons from 1970-72 and led the Wildcats to the conference tournament title and an appearance in the NCAA Tournament

in 1970. J. Dallas Shirley, a member of the Basketball Hall of Fame, spent 21 years as the assistant to the commissioner and supervisor of officials in the Southern Conference. He also served as president of the International Association Basketball Officials and the United States Olympic Basketball Committee.

The legendary Paul "Bear" Bryant got his coaching start in the Southern Conference as he guided the Maryland Terrapins in 1945. Another famous Southern Conference football coach is the late Frank Howard of Clemson, who guided the Tigers as a league member from 1940-52. The incomparable Howard won 69 Southern Conference games.

The Southern Conference has been represented on the sidelines at five Super Bowls in recent years. Bobby Ross, who piloted the San Diego Chargers to the 1996 Super Bowl, was the head coach at The Citadel from 1973-77. Former Buffalo Bills head coach Marv Levy directed William & Mary from 1964-68. He was succeeded at William & Mary by Lou Holtz. William & Mary competed in the Southern Conference from 1936-77.



Appalachian State's MaryJayne Harrelson was an NCAA Champion in the 1,500 meters in 1999 and 2001. She was inducted into the SoCon Hall of Fame in 2010.

Significant Dates in League History

- Feb. 25-26, 1921: Representatives of Alabama, Auburn, Clemson, Georgia, Georgia Tech, Kentucky, Maryland, Mississippi State, North Carolina, North Carolina State, Tennessee, Virginia, Virginia Tech and Washington & Lee meet in Atlanta, Ga. to form the Southern Intercollegiate Conference.
- Dec. 7-8, 1922: At the league's annual meeting in Washington, D.C., the name of the organization is officially changed to the Southern Conference. S.V. Sanford of Georgia is selected as the conference's first president.
- Dec. 8-10, 1932: At the annual meeting in Knoxville, Tenn., Alabama, Auburn, Florida, Georgia, Georgia Tech, Kentucky, Louisiana State, Mississippi, Mississippi State, University of the South, Tennessee, Tulane and Vanderbilt withdraw to form the Southeastern Conference.
- Dec. 8, 1950: Wallace Wade, who just completed a 16-year term as Duke's head football coach, is named the first commissioner of the Southern Conference. The commissioner's office is opened in Durham, N.C. on Jan. 1, 1951.
- May 8, 1953: Seven members – Clemson, Duke, Maryland, North Carolina, North Carolina State, South Carolina and Wake Forest – withdraw to form the Atlantic Coast Conference.
- Nov. 29, 1980: At the request of the NCAA Basketball Rules Committee, the Southern Conference begins a season-long experiment with a 22-foot, three-point field goal, thus becoming the first conference to employ that rule. Ronnie Carr of Western Carolina makes the first three-point field goal in college basketball history in a game against Middle Tennessee State.
- Dec. 3-4, 1981: The NCAA, at its fourth special convention in St. Louis, Mo., restructures I-A football. As a result, the Southern Conference's eight Division I-A football playing members are reclassified to Division I-AA.
- June 6, 1983: At a special meeting of the Southern Conference in Myrtle Beach, S.C., the league formalizes women's varsity competition in basketball and volleyball beginning with the 1983-84 season. The executive committee also approves pilot women's championships in tennis and golf for 1983-84.
- Dec. 18-19, 1995: The conference announces that the College of Charleston, University of North Carolina at Greensboro and Wofford College have accepted invitations to join the league.
- July 1, 2003: Elon University officially joins the league. VMI departs to join the Big South.
- July 1, 2008: Samford University officially joins the league.

SOUTHERN CONFERENCE HALL OF FAME


PREPARING STUDENT-ATHLETES FOR LIFE'S CHALLENGES SINCE 1921




The Inaugural Southern Conference Hall of Fame class at the induction ceremony, May 4, 2009: (from left to right) Sam Huff, Megan Dunigan, Valorie Whiteside, Melissa Morrison Howard, Frank Selvy, Barbara Crews (daughter of the late Charlie Justice), Dick Groat, Adrian Peterson and Jerry West. Not pictured: Arnold Palmer



Wake Forest golf great Arnold Palmer (left) was a member of the inaugural class in 2009.



Davidson's Fred Hetzel received his Hall of Fame plaque from SoCon Commissioner John Iamarino in Hilton Head Island, S.C. on June 1, 2010. Wimbledon and U.S. Open tennis champion Vic Seixas of North Carolina (right) will be inducted in 2011.



Southern Conference Hall of Fame Inductees

Name	School	Sport(s)	Years	Inducted
Megan Dunigan	Furman	Tennis	1999-02	2009
Dick Groat	Duke	Basketball, Baseball	1949-52	2009
Sam Huff	West Virginia	Football	1952-55	2009
Charlie "Choo Choo" Justice	North Carolina	Football	1946-49	2009
Melissa Morrison Howard	Appalachian State	Track & Field	1989-93	2009
Arnold Palmer	Wake Forest	Golf	1948-50, 53-54	2009
Adrian Peterson	Georgia Southern	Football	1998-01	2009
Frank Selvy	Furman	Basketball	1951-54	2009
Jerry West	West Virginia	Basketball	1956-60	2009
Valorie Whiteside	Appalachian State	Basketball	1984-88	2009
Everett Case	North Carolina State	Basketball	1946-64	2010
MaryJayne (Harrelson) Reeves	Appalachian State	Cross Country, Track & Field	1996-2001	2010
Fred Hetzel	Davidson	Basketball	1962-65	2010
"Hot" Rod Hundley	West Virginia	Basketball	1954-57	2010
Banks McFadden	Clemson	Football, Basketball, Track	1937-40	2010
Wallace Wade	Alabama, Duke, SoCon	Football, Administration	1923-60	2010
*J. Dallas Shirley	SoCon	Officiating, Administration		2010
Dexter Coakley	Appalachian State	Football	1993-96	2011
Lefty Driesell	Davidson	Basketball	1960-69	2011
Regina Kirk	Chattanooga	Basketball	1985-88	2011
Robert Neyland	Tennessee	Football	1926-52	2011
Vic Seixas	North Carolina	Tennis	1947-49	2011
Shannon Wommack	Chattanooga	Cross Country, Track & Field	2001-06	2011

* - Special Contributor



John Iamarino Commissioner

John Iamarino was named the eighth commissioner of the Southern Conference on January 2, 2006. Since then, Iamarino and his staff have emphasized strategies to better serve the membership and raise the profile of the conference.

In collaboration with coaches and administrators, Iamarino led efforts that resulted in expansion of the membership, the addition of an extensive online merchandise store, the creation of a Hall of Fame, and the use of an online digital game-tape system to assist coaches with scouting reports and player evaluations.

Most recently, Iamarino hired Atlanta-based Career Sports & Entertainment (CSE) as the league's marketing/media consultant. That decision led to the creation of the SoCon Sports Network which will utilize a combination of public television, commercial TV stations and regional sports channels to carry conference Game of the Week packages in football and men's basketball.

In the summer of 2011, the conference signed a multi-year agreement to have a minimum of 50 live events carried on ESPN3, including a women's basketball Game of the Week package, extended coverage of the men's and women's basketball tournament and conference championships in baseball, men's and women's soccer, volleyball and softball.

One of the most visible achievements during Iamarino's tenure has been the creation of the Southern Conference Hall of Fame, whose inaugural class was enshrined on May 4, 2009. Among those who have been inducted are such sporting greats as Arnold Palmer, Jerry West, Sam Huff, Dick Groat, Frank Selvy, Rod Hundley and Lefty Driesell.

To find a home for the three SoCon institutions that sponsor swimming, Iamarino spearheaded efforts with three other Division I conferences to form the Coastal Collegiate Swimming Association (CCSA), a single-sport NCAA conference. He currently serves as Vice President of the association.

Iamarino, 56, has spent the past 27 years at the conference level, working at both the Sun Belt Conference and the Northeast Conference. Prior to joining the SoCon, he served as Commissioner of the NEC for nine years. During that time, the



conference launched its first website, increased television coverage from 12 to 30 basketball games, started its first TV coverage of football, and initiated more aggressive marketing and merchandising efforts.

At the Sun Belt, he spent 13 years (1984-97) in a variety of publicity, compliance and administrative positions, rising to the level of Associate Commissioner. When the original Sun Belt merged with the then-American South Conference in 1991, Iamarino was the lone staffer from the original organization to move to the new Sun Belt, heading the transition team for the then-unprecedented merger of two Division I conferences.

He entered the field of intercollegiate athletics as Assistant Sports Information Director at Georgetown University in 1979 before moving on to become Sports Information Director at Jacksonville University.

He has been actively involved in a number of NCAA committees. He most recently served as chair of the Playing Rules Oversight Panel (PROP). Previously he was a member of the Baseball Rules Committee, FCS Football Governance Committee, and has served on several sub-committees of the Collegiate Commissioners Association (CCA).

Iamarino is a native of Monsey, N.Y. and a 1977 graduate of St. Bonaventure University, where he earned magna cum laude honors majoring in journalism. An amateur baseball historian, he has been a contributor to Baseball Digest magazine. He resides in Spartanburg, S.C. with his wife, Mary Ann, and son P.J.



Iamarino At-A-Glance

HOMETOWN:

Monsey, N.Y.

EDUCATION:

B.A., St. Bonaventure, 1977

EXPERIENCE:

- Assistant Sports Information Director, Georgetown, 1979-81
- Sports Information Director, Jacksonville, 1981-84
- Media Relations Director, Sun Belt Conference, 1984-88
- Assistant Commissioner, Sun Belt Conference, 1988-91
- Associate Commissioner, Sun Belt Conference, 1991-97
- Commissioner, Northeast Conference, 1997-06
- Commissioner, Southern Conference, 2006-present

Southern Conference Commissioners



Wallace Wade
1951-60



Lloyd Jordan
1960-73



Ken Germann
1974-86



Dave Hart, Sr.
1986-91



Wright Waters
1991-98



Alfred White
1998-2001



Danny Morrison
2001-05

SOUTHERN CONFERENCE STAFF

PREPARING STUDENT-ATHLETES FOR LIFE'S CHALLENGES SINCE 1921



Geoff Cabe
Senior Associate
Commissioner



Sue Arakas
Associate
Commissioner



Doug King
Associate Commissioner
for Compliance



Brandon Neff
Assistant Commissioner
for Championships



Jason Yaman
Assistant Commissioner
for Media Relations



Jamie Severns
Director of Multimedia
Services



Jonathan Caskey
Associate Director of
Media Relations



Laura Hayes
Assistant to the
Commissioner



Patrick Hatcher
Championships/Operations
Assistant



Kristen Litchfield
Media Relations
Assistant



Grant Finley
Multimedia Services
Assistant

Southern Conference Staff Directory

702 N. Pine St.; Spartanburg, SC 29303
Administrative FAX (864) 591-4282

Office Phone (864) 591-5100
Media Relations FAX (864) 591-3448

	Email	Extension
Commissioner.....	John Iamarino jjamarino@socon.org	206
Senior Associate Commissioner.....	Geoff Cabe gcabe@socon.org	205
Associate Commissioner.....	Sue Arakas sarakas@socon.org	204
Associate Commissioner for Compliance.....	Doug King dking@socon.org	203
Assistant Commissioner for Media Relations.....	Jason Yaman jyaman@socon.org	209
Assistant Commissioner for Championships.....	Brandon Neff bneff@socon.org	202
Director of Multimedia Services.....	Jamie Severns jseverns@socon.org	207
Associate Director of Media Relations	Jonathan Caskey jcaskey@socon.org	201
Assistant to the Commissioner.....	Laura Hayes lhayes@socon.org	200
Championships/Operations Assistant.....	Patrick Hatcher phatcher@socon.org	208
Media Relations Assistant.....	Kristen Litchfield klitchfield@socon.org	213
Multimedia Services Assistant.....	Grant Finley gfinley@socon.org	210



MEDIA RELATIONS

SOUTHERN CONFERENCE



Southern Conference
702 N. Pine Street
Spartanburg, S.C. 29303
www.SoConSports.com

Press Releases

The Southern Conference utilizes e-mail and the league's website (www.SoConSports.com) to distribute information, press releases, notes and statistics. If you wish to be added to the distribution list, please contact a member of the media relations staff.

SoCon.TV

In July 2005, the Southern Conference launched SoCon.TV, a live video streaming network designed to bring SoCon sports to fans around the world through the internet. The network includes not only Southern Conference Championship events but also regular season events from around the league.

SoCon Players of the Week

The Southern Conference selects a player of the week throughout the season. The honorees will be announced on Tuesdays and will be available on the conference's website (www.SoConSports.com) or by contacting the conference office.

Postseason Awards

Following the conclusion of the regular season, voting is conducted on the all-conference teams by both the league's coaches and members of the Southern Conference Sports Media Association (SCSMA). The coaches select a 10-member all-conference squad while the SCSMA chooses a five-player first team, second team and third team. Both groups select a Player of the Year, Freshman of the Year and a Coach of the Year while the coaches also tab a Defensive Player of the Year.

Southern Conference Media Relations Staff



Jason Yaman
Director of Media Relations
Office: (864) 591-5100
Cell: (864) 380-1166
Fax: (864) 591-3448
Home: (240) 351-7472
jyaman@socon.org

Responsibilities:

Administration, Football, Men's Basketball, Men's and Women's Tennis



Jonathan Caskey
Assistant Director of Media Relations
Office: (864) 591-5100
Cell: (864) 525-5174
Fax: (864) 591-3448
Home: (864) 599-8842
jcaskey@socon.org

Responsibilities:

Publications, Academic Awards, Men's and Women's Soccer, Wrestling, Baseball and Men's and Women's Golf



Kristen Litchfield
Media Relations Assistant
Office: (864) 591-5100
Cell: (919) 618-0088
Fax: (864) 591-3448
klitchfield@socon.org

Responsibilities:

Volleyball, Men's and Women's Cross Country and Track & Field, Women's Basketball and Softball.



Southern Conference on the Web

Visit the Southern Conference's official website at www.SoConSports.com. Information related to men's basketball and the conference's other 18 sports can be found on the site including up-to-date statistics, standings, weekly releases and game recaps. Video streaming of select championships and regular season contests is also available.

Men's Basketball Coaches Teleconference

The Southern Conference sponsors a weekly teleconference each Tuesday throughout the basketball season. The first teleconference will be on Tuesday, Jan. 3 with subsequent teleconferences following each Tuesday through Feb. 21. Coaches will be available on alternate weeks according to the schedule listed below.

All coaches will be available for the final teleconference on Tuesday, Feb. 28 prior to the start of the annual Southern Conference Tournament.

For more information, contact Jason Yaman or Jonathan Caskey at (864) 591-5100.

Jan. 3, 17, 31; Feb. 14, 28

Time (ET)	Coach, School
10:00-10:08	Bobby Cremins, CofC
10:08-10:16	Chuck Driesell, CIT
10:16-10:24	Bob McKillip, DAV
10:24-10:32	Jeff Jackson, FUR
10:32-10:40	Charlton Young, GSU
10:40-10:48	Mike Young, WOF

Jan. 10, 24; Feb. 7, 21, 28

Time (ET)	Coach, School
10:00-10:08	Jason Capel, ASU
10:08-10:16	John Shulman, UTC
10:16-10:24	Matt Matheny, Elon
10:24-10:32	Mike Dement, UNCG
10:32-10:40	Jimmy Tillette, SAM
10:40-10:48	Larry Hunter, WCU

SoCon Men's Basketball Media Relations Directory

School	Website	Media Relations	E-mail	Office Phone	Press Row Phone
Appalachian State	www.goasu.com	Charles Cochrum	cochrumca@appstate.edu	(828) 262-2845	(828) 262-3172
College of Charleston	www.cofcsports.com	Marlene Navor	navormu@cofc.edu	(843) 953-6720	(843) 953-6554
The Citadel	www.citadelsports.com	Jon Cole	jon.cole@citadel.edu	(843) 953-7590	(843) 953-5004/8
Davidson	www.davidsonwildcats.com	Marc Gignac	magignac@davidson.edu	(704) 894-2123	(704) 892-3324
Elon	www.elonphoenix.com	Erica Roberson	eroberson2@elon.edu	(336) 278-6711	(336) 278-6777
Furman	www.furmanpaladins.com	Jordan Caskey	jordan.caskey@furman.edu	(864) 294-3065	(864) 294-3066
Georgia Southern	www.georgiasouthernneagles.com	AJ Henderson	hendersonaj@georgiasouthern.edu	(912) 478-5071	(912) 478-3896
UNCG	www.uncgspartans.com	Cris Belvin	gcbelvin@uncg.edu	(336) 334-4148	(336) 218-5343
Samford	www.samfordsports.com	Zac Schrieber	zdschrie@samford.edu	(205) 726-2802	(205) 726-2143
Chattanooga	www.gomocs.com	Jim Horten	james-horten@utc.edu	(423) 425-2350	(423) 757-9322
Western Carolina	www.catamountsports.com	Daniel Hooker	dhooker@email.wcu.edu	(828) 227-2339	(828) 227-2116
Wofford	www.woffordterriers.com	Brent Williamson	williamsondb@wofford.edu	(864) 597-4093	(864) 597-4487
Southern Conference	www.soconsports.com	Jason Yaman	jyaman@socon.org	(864) 591-5100	n/a

SOCONSPORTS.COM

Visit SoConSports.com for the latest news, score, schedules and standings. Coverage of 19 sponsored sports from all 12 member institutions. Find links to live stats, video and audio of regular season and championship events. View game recaps, conference history and records, event photo galleries and more!

SOCON SPORTS NETWORK

SOCONSPORTS
NETWORK



ESPN 3

Watch the Game of the Week live on SoCon Sports Network. Go to SoConSports.com for TV listing information. All games available on ESPN3. Check out highlights, promos, regular season and championship action, live and on-demand through SoCon TV at SoConSports.com.

SOCONGEAR.COM



With monthly promotions, SoConGear.com is your place for Southern Conference school apparel, gifts and more! Customize a team jersey, get championship gear and shop multiple schools in the same visit.

SOCONPHOTOS.COM



SoConPhotos.com captures all of the moments from your favorite SoCon Championship events. All photos can be viewed and purchased with ease. Photos from all of the current year's championships, as well as past year's event photos are available.





APPALACHIAN STATE



*Dr. Kenneth Peacock
Chancellor*



*Charlie Cobb
Director of Athletics*



*Dr. Alan Hauser
Faculty Athletics Rep.*



*Debbie Richardson
Senior Woman Administrator*



*Charles Cochrum
Men's Basketball SID*





Quick Facts

Location: Boone, N.C.
 Founded: 1899
 Enrollment: 17,222
 Nickname: Mountaineers
 Colors: Black and Gold
 Chancellor: Dr. Kenneth Peacock
 Athletics Director: Charlie Cobb

Media Relations

Director: Mike Flynn
 E-mail: flynmh@appstate.edu
 Office: (828) 262-7162
 Basketball Contact: ...Charles Cochrum
 E-mail: cochrumca@appstate.edu
 Office: (828) 262-7602
 Cell: (828) 964-6407
 Fax: (828) 262-6106
 Press Row Phone: (828) 262-7060
 Website: www.goasu.com

Basketball Facts

2010-11 Record: 16-15
 SoCon Record: 10-8 (3rd, North)
 Home: 9-3
 Away: 6-8
 Neutral: 1-4

Arena:Holmes Center
 Arena Record: 101-47 (.682)

SoCon Titles: 10
 SoCon Tournament Titles:2
 Last SoCon Tournament Title: 2000

NCAA Appearances:2
 NCAA Record:0-2
 NIT Appearances:1
 NIT Record:0-1

Letterwinners Returning/Lost:9/9
 Starters Returning/Lost:4/1



ASU senior Andre Williamson

2011-12 Mountaineers Roster

No.	Name	Pos.	Ht.	Wt.	Class	Hometown/Last School
1	Rodney Milum	G	6-0	185	Jr.	Houston, Texas/Midland Coll.
2	Tabarris Hamilton	G	6-3	180	Fr.	Winston-Salem, N.C./Fishburne Military
3	G.J. Vilarino	G	6-1	175	So.	McKinney, Texas/Gonzaga
11	Nathan Healy	F	6-7	210	Jr.	New Bern, N.C./Blair Academy
12	Jamaal Trice	G/F	6-6	220	Jr.	Los Angeles, Calif./Midland Coll.
21	Omar Carter	F	6-5	220	Sr.	Charlotte, N.C./Charleston Southern
22	Griffin Shaw	G	6-0	175	So.	Charlotte, N.C./Myers Park
23	Michael Neal	G	6-2	185	Fr.	Greensboro, N.C./Oak Ridge Military
24	Brian Okam	C	7-0	245	So.	Enugu, Nigeria/Rutgers
32	Isaac Butts	C	6-10	285	Sr.	Milledgeville, Ga./Georgia Military College
33	Mitch Woods	G	6-3	195	So.	Naples, Fla./ Comm. School of Naples
50	Andre Williamson	F	6-7	245	Sr.	Dayton, Ohio/Prince George
54	Petey Hausley	F	6-6	245	Sr.	Marion, N.C./Iowa Western CC
35	Jay Canty	G/F	6-6	200	So.	Jamestown, N.C./Xavier

2011-12 Schedule

Date	Opponent	Time
Nov. 11	LEES-MCRAE	7 p.m.
Nov. 15	at East Tennessee State	7 p.m.
Nov. 19	at Tennessee Tech	8 p.m.
Nov. 22	vs. East Carolina #	7 p.m.
Nov. 26	MILLIGAN	TBA
Dec. 1	UNCG*	8 p.m.
Dec. 3	at Georgia Southern*	7 p.m.
Dec. 6	at Minnesota (Big Ten)	8 p.m.
Dec. 10	EAST TENNESSEE STATE	TBA
Dec. 17	at North Carolina (ESPNU)	6 p.m.
Dec. 22	CAMPBELL	7 p.m.
Dec. 30	at Miami (Fla.)	7 p.m.
Jan. 5	at Samford*	8 p.m.
Jan. 7	at Chattanooga*	7 p.m.
Jan. 12	FURMAN* (ESPN3)	7 p.m.
Jan. 14	DAVIDSON*	2 p.m.
Jan. 19	at Wofford*	7 p.m.
Jan. 21	WESTERN CAROLINA* (SoCon/ESPN3)	TBA
Jan. 26	at UNCG*	7 p.m.
Jan. 28	ELON*	2 p.m.
Feb. 2	SAMFORD*	7 p.m.
Feb. 4	COLLEGE OF CHARLESTON*	2 p.m.
Feb. 6	at Elon*	7 p.m.
Feb. 9	at Furman*	7 p.m.
Feb. 11	WOFFORD*	2 p.m.
Feb. 15	CHATTANOOGA*	7 p.m.
Feb. 18	SEARS BRACKET BUSTERS	TBA
Feb. 22	at The Citadel*	7 p.m.
Feb. 25	at Western Carolina*	2 p.m.
March 2-5	at SoCon Tournament (at Asheville, N.C.)	TBA

* - Southern Conference game
 # - Time Warner Cable Arena (Charlotte, N.C.)
 All Times Eastern



Jason Capel Head Coach

Hometown: Fayetteville, N.C.
Born: January 15, 1980
Education: B.A., North Carolina, 2002
Coaching Career:
Assistant Coach, Appalachian State, 2009-10
Head Coach, Appalachian State, 2010-pres.



Holmes Convocation Center

Arena: Holmes Convocation Center
Capacity: 8,325
Date Opened: November 17, 2000
First Game: No. 7 North Carolina 99, Appalachian State 69 (Nov. 17, 2000) (8,325)
First ASU Win: Appalachian State 86, Robert Morris 71 (Nov. 20, 2000) (1,827)
All-Time Holmes Center Record: 92-44 (.676)
Largest Crowd: 8,350 vs. Davidson (Jan. 7, 2009)
Largest Average Attendance: 2,867 in 2002-03 (40,148 in 14 games)

Year-by-Year Record

Year	School	Record	SoCon
2010-11	Appalachian State	16-15	10-8
Appalachian State		16-15	10-8
Career		16-15	10-8

Recent History

Year	Record	Conference	Place	Postseason
1996-97	14-14	8-6	3rd, North	-
1997-98	21-8	13-2	1st (tie), North	-
1998-99	21-8	13-3	1st, North	-
1999-2000	23-9	13-3	1st, North	NCAA
2000-01	11-20	7-9	3rd (tie), North	-
2001-02	10-18	5-11	5th (tie), North	-
2002-03	19-10	11-5	1st (tie), North	-
2003-04	9-21	4-12	6th, North	-
2004-05	18-12	9-7	2nd (tie), North	-
2005-06	14-16	6-8	4th, North	-
2006-07	25-8	15-3	1st, North	NIT
2007-08	18-13	13-7	1st (tie), North	-
2008-09	13-18	9-11	3rd (tie), North	-
2009-10	24-13	13-5	1st, North	CIT
2010-11	16-15	10-8	3rd, North	-


Assistant Coaches



Bobby Kummer



Justin Gainey



Kellen Sampson

All-Time Coaching Records

Coach	Seasons	Years	W	L	Pct.
Eugene Garbee	1934-35	1	8	11	.421
Flucie Stewart	1935-40, 1946-47	6	67	38	.638
Clyde Canipe	1940-42	2	38	7	.844
Belus Smawley	1942-43	1	16	5	.762
Harold Quincy	1943-44	1	0	7	.000
G.P. Eggers	1944-45	1	6	13	.316
Francis Hoover	1945-46, 1947-57	11	133	127	.512
Bob Light	1957-72	15	212	178	.544
Press Maravich	1972-75	3	14	63	.182
Bobby Cremins	1975-81	6	100	70	.588
Kevin Cantwell	1981-86	5	61	78	.439
Tom Apke	1986-96	10	139	147	.486
Houston Fancher	2000-09	9	137	136	.502
Buzz Peterson	1996-00, 2009-10	5	103	52	.665
Jason Capel	2010-present	1	16	15	.516

Postseason History

ASU in the NCAA Tournament (0-2)

3/10/79	No. 3 LSU	L	71-57	Midwest Regional
3/18/00	No. 3 Ohio State	L	87-61	South Regional

ASU in the NIT (0-1)

3/14/07	at Mississippi	L	59-73	First Round
---------	----------------	---	-------	-------------

ASU in the CollegInsider.com Tournament (2-1)

3/17/10	Harvard	W	93-71	First Round
3/22/10	at Marshall	W	80-72	Quarterfinals
3/25/10	Pacific	L	56-64	Semifinals



2010-11 Results

(16-15, 10-8, 3rd North)

Date	Opponent	Result	Score	Attendance	Leading Scorer	Leading Rebounder
Nov. 12	at Tulsa	W	89-86	5418	(35) Omar Carter	(7) Petey Hausley
Nov. 16	MONTREAT	W	101-71	2081	(21) Donald Sims	(7) Andre Williamson
Nov. 19	at Mississippi State	L	74-76	5794	(40) Donald Sims	(9) Nathan Healy
Nov. 27	at Vanderbilt	L	73-86	13398	(27) Donald Sims	(8) Omar Carter
Dec. 2	at Chattanooga*	L	69-81	3017	(28) Donald Sims	(11) Omar Carter
Dec. 04	at Samford*	W	78-69	603	(28) Donald Sims	(8) Andre Williamson
Dec. 12	at Georgetown	L	60-89	8765	(14) Jeremi Booth	(8) Andre Williamson
Dec. 18	ROBERT MORRIS	W	71-66	1062	(14) Donald Sims	(8) Andre Williamson
Dec. 22	vs Colorado State (CAN)	L	79-82	814	(24) Donald Sims	(8) Anthony Breeze
Dec. 23	vs Texas State (CAN)	L	68-79		(17) Omar Carter	(6) Andre Williamson
Dec. 24	vs East Tennessee State (CAN)	L	51-79		(16) Omar Carter	(8) Nathan Healy
Dec. 30	MILLIGAN	W	91-71	1061	(25) Jeremi Booth	(7) Nathan Healy
Jan. 05	at Davidson*	W	74-66	3842	(25) Omar Carter	(11) Nathan Healy
Jan. 08	GEORGIA SOUTHERN*	W	79-51	1011	(25) Omar Carter	(7) Omar Carter
Jan. 13	UNCG*	L	74-75	2152	(25) Omar Carter	(7) Andre Williamson
Jan. 15	at Western Carolina*	L	78-79	3884	(25) Donald Sims	(10) Andre Williamson
Jan. 17	ELON*	L	79-71	2013	(19) Omar Carter	(8) Omar Carter
Jan. 20	at The Citadel*	W	79-71	2013	(22) Omar Carter	(12) Andre Williamson
Jan. 22	at Coll. of Charleston	L	63-81	1519	(28) Donald Sims	(7) Andre Williamson
Jan. 22	at Coll. of Charleston	L	64-73	4758	(21) Donald Sims	(10) Andre Williamson
Jan. 27	WOFFORD*	L	65-74	2107	(23) Donald Sims	(8) Andre Williamson
Jan. 29	at Furman*	L	61-81	2135	(25) Omar Carter	(6) Omar Carter
Feb. 02	at UNCG*	W (OT)	80-78	3372	(26) Omar Carter	(12) Omar Carter
Feb. 05	at Elon*	W	68-62	1607	(17) Donald Sims	(10) Omar Carter
Feb. 10	SAMFORD*	W	65-59	1274	(17) Omar Carter	(20) Donald Sims
Feb. 12	CHATTANOOGA*	W	78-68	2012	(22) Omar Carter	(6) Mitch Woods
Feb. 17	WESTERN CAROLINA*	L	75-80	2186	(30) Donald Sims	(6) Donald Sims
Feb. 19	at High Point	W	82-81	1805	(28) Donald Sims	(7) Omar Carter
Feb. 24	COLL. OF CHARLESTON*	W	85-70	1662	(32) Donald Sims	(10) Petey Hausley
Feb. 26	THE CITADEL*	W	70-59	2356	(25) Omar Carter	(7) Andre Williamson
March 04	vs Georgia Southern (SC)	W	65-57	2183	(20) Donald Sims	(5) Petey Hausley
March 05	vs Wofford (SC)	L	56-69	3499	(14) Donald Sims	(5) Omar Carter

* - Southern Conference game
 (CAN) - Cancun Governor's Cup in Cancun, Mexico
 (SC) - Southern Conference Tournament in Chattanooga, Tenn.

2010-11 Statistics

Overall Statistics

Player	GP-GS	Min.-Avg.	FGM-FGA	Pct.	3FGM-FGA	Pct.	FTM-FTA	Pct.	R-Off.	R-Def.	Rebs.	Avg.	PF	FO	A	TO	Blk.	Stl.	Points	Avg.
Donald Sims	31-31	1174-37.9	198-447	.443	78-220	.355	178-206	.864	11	105	116	3.7	47	0	112	86	5	53	652	21.0
Omar Carter	31-31	1042-33.6	184-395	.466	38-95	.400	99-131	.756	51	129	180	5.8	57	0	40	52	7	26	505	16.3
Jeremi Booth	29-13	689-23.8	87-219	.397	45-146	.308	33-49	.673	23	66	89	3.1	38	0	13	26	2	25	252	8.7
Andre Williamson	31-30	835-26.9	104-185	.562	0-0	.000	61-95	.642	51	144	195	6.3	87	3	25	43	46	8	269	8.7
Petey Hausley	30-17	553-18.4	82-150	.547	0-0	.000	45-74	.608	50	52	102	3.4	95	6	5	38	15	15	209	7.0
Anthony Breeze	14-3	210-15.0	22-46	.478	1-1	1.000	21-37	.568	17	26	43	3.1	34	2	5	13	3	4	66	4.7
Marcus Wright	26-11	498-19.2	42-106	.396	16-56	.286	15-22	.682	11	36	47	1.8	48	1	31	43	2	17	115	4.4
Nathan Healy	30-1	484-16.1	41-93	.441	12-33	.364	20-36	.556	43	57	100	3.3	56	3	29	27	3	18	114	3.8
Ryan Kilmartin	1-0	4-4.0	1-3	.333	0-2	.000	0-0	.000	0	0	0	0.0	0	0	0	0	0	0	2	2.0
Mitch Woods	26-17	541-20.8	17-52	.327	2-13	.154	13-32	.406	19	60	79	3.0	46	0	63	45	2	12	49	1.9
J.R. Archer	7-1	23-3.3	3-5	.600	2-4	.500	0-0	.000	1	2	3	0.4	4	0	0	2	0	0	8	1.1
Anthony Thomas	8-0	56-7.0	4-16	.250	0-5	.000	1-6	.167	0	4	4	0.5	7	0	1	7	1	0	9	1.1
Griffin Shaw	8-0	43-5.4	2-8	.250	2-7	.286	2-2	1.000	0	1	1	0.1	7	0	1	3	0	0	8	1.0
Jacob Lail	8-0	56-7.0	2-9	.222	0-0	.000	1-4	.250	5	6	11	1.4	12	0	1	8	2	1	5	0.6
Josh Nirenberg	4-0	17-4.3	1-4	.250	0-0	.000	0-0	.000	2	4	6	1.5	3	0	1	3	1	0	2	0.5
TEAM									39	52	91	2.9	0			7			0	
Total	31		790-1738	.455	196-582	.337	489-694	.705	323	744	1067	0.0	541	16	327	403	89	179	2265	73.1
Opponents	31		841-1822	.462	197-579	.340	390-564	.691	329	741	1070	0.0	598	-	441	382	77	196	2269	73.2

Conference Statistics

Player	GP-GS	Min.-Avg.	FGM-FGA	Pct.	3FGM-FGA	Pct.	FTM-FTA	Pct.	R-Off.	R-Def.	Rebs.	Avg.	PF	FO	A	TO	Blk.	Stl.	Points	Avg.
Donald Sims	18-18	697-38.7	122-275	.444	43-125	.344	89-105	.848	7	65	72	4.0	24	0	56	41	4	28	376	20.9
Omar Carter	18-18	621-34.5	118-241	.490	23-55	.418	54-72	.750	33	91	124	6.9	37	0	23	37	3	16	313	17.4
Jeremi Booth	17-7	423-24.9	52-132	.394	25-86	.291	24-30	.800	13	32	45	2.6	25	0	7	16	1	18	153	9.0
Andre Williamson	18-17	503-27.9	60-106	.566	0-0	.000	36-54	.667	33	82	115	6.4	49	1	13	26	26	3	156	8.7
Petey Hausley	18-10	316-17.6	45-84	.536	0-0	.000	21-33	.636	23	30	53	2.9	48	1	1	24	6	12	111	6.2
Anthony Breeze	9-1	123-13.7	14-27	.519	1-1	1.000	13-20	.650	8	12	20	2.2	20	1	3	11	1	2	42	4.7
Marcus Wright	16-6	307-19.2	22-58	.379	10-32	.313	6-8	.750	8	25	33	2.1	24	0	23	24	2	13	60	3.8
Nathan Healy	17-1	241-14.2	24-48	.500	5-15	.333	6-9	.667	18	24	42	2.5	26	1	12	10	2	4	59	3.5
J.R. Archer	3-1	11-3.7	2-3	.667	2-3	.667	0-0	.000	1	1	2	0.7	0	0	0	1	0	0	6	2.0
Mitch Woods	16-11	356-22.3	10-38	.263	1-12	.083	5-14	.357	12	38	50	3.1	35	0	40	23	2	9	26	1.6
Anthony Thomas	3-0	22-7.3	1-5	.200	0-2	.000	1-2	.500	0	1	1	0.3	3	0	0	2	1	0	3	1.0
Jacob Lail	2-0	2-1.0	0-0	.000	0-0	.000	0-0	.000	0	1	1	0.5	0	0	0	0	0	0	0	0.0
Griffin Shaw	2-0	2-1.0	0-0	.000	0-0	.000	0-0	.000	0	0	0	0.0	0	0	0	0	0	0	0	0.0
Josh Nirenberg	1-0	1-1.0	0-1	.000	0-0	.000	0-0	.000	0	0	0	0.0	0	0	0	0	0	0	0	0.0
TEAM.....									22	31	53	2.9	0			4			0	
Total.....	18		470-1018	.462	110-331	.332	255-347	.735	178	433	611	33.9	291	4	178	219	48	105	1305	72.5
Opponents.....	18		476-1056	.451	121-358	.338	204-280	.729	184	426	610	33.9	313	-	252	214	45	99	1277	70.9



COLLEGE OF CHARLESTON



Dr. P. George Benson
President



Joe Hull
Director of Athletics



Dr. Vince Benigni
Faculty Athletics Rep.



Laura Lageman
Senior Woman Administrator



Marlene Navor
Men's Basketball SID





Quick Facts

Location: Charleston, S.C.
 Founded: 1770
 Enrollment: 10,475
 Nickname: Cougars
 Colors: Maroon and White
 President: Dr. P. George Benson
 Athletics Director: Joe Hull

Media Relations

Director: Marlene Navor
 E-mail: navormu@cofc.edu
 Office: (843) 953-6720
 Basketball Contact: Marlene Navor
 Cell: (843) 647-9916
 Fax: (843) 953-6534
 Press Row Phone: (843) 953-6554
 Website: www.cofcsports.com

Basketball Facts

2010-11 Record: 26-11
 SoCon Record: 14-4 (1st-tie, South)
 Home: 13-1
 Away: 9-8
 Neutral: 4-2

Arena: TD Arena (5,100)
 Arena Record: 37-6 (.860)

SoCon Titles: 8
 SoCon Tournament Titles: 1
 Last SoCon Tournament Title: 1999

NCAA Appearances: 4
 NCAA Record: 1-4
 NIT Appearances: 4
 NIT Record: 4-4

Letterwinners Returning/Lost: 9/5
 Starters Returning/Lost: 2/3



College of Charleston sophomore Trent Wiedeman

2011-12 Cougars Roster

No.	Name	Pos.	Ht.	Wt.	Class	Hometown/Last School
1	Adjehi Baru	F/C	6-9	225	Fr.	Abidjan, Ivory Coast/The Steward School
4	Andrew Lawrence	G	6-1	185	Jr.	London, England/Heat Academy
5	Matt Sundberg	F	6-8	210	Jr.	Kennesaw, Ga./Harrison
10	Pat Branin	G	6-1	170	Fr.	Richmond, Va./The Steward School
11	Nori Johnson	G/F	6-5	205	So.	Greer, S.C./Fork Union
14	Bart Benton	G	6-0	180	Jr.	Monroe, Ga./George Walton Academy
22	Anthony Stitt	G	6-1	170	Fr.	Charlotte, N.C./Butler
23	Trevonté Dixon	G	6-4	190	Fr.	Florence, S.C./Christ School/N.C.
25	James Carlton	F	6-7	210	So.	Winterville, N.C./South Central
30	Antwaine Wiggins	F	6-7	185	Sr.	Greeneville, Tenn./Greeneville
32	Jordan Scott	G	6-1	190	So.	Darlington, S.C./Darlington
44	Trent Wiedeman	F	6-8	240	So.	Suwanee, Ga./Greater Atlanta Christian
53	Willis Hall	F	6-6	235	Jr.	Charlotte, N.C./Charlotte Christian

2011-12 Schedule

Date	Opponent	Time
Nov. 11	HOLY CROSS	7 p.m.
Nov. 15	MOREHEAD STATE (ESPN)	8 a.m.
Nov. 19	at Clemson	7 p.m.
Nov. 24	vs. Central Florida # (Versus)	2 p.m.
Nov. 25	vs. Connecticut/UNC Asheville # (Versus/HD Net)	2/7 p.m.
Nov. 26	vs. TBA # (Versus/HD Net)	TBA
Dec. 1	THE CITADEL*	7 p.m.
Dec. 3	CHATTANOOGA*	4 p.m.
Dec. 14	TENNESSEE (ESPNU)	9 p.m.
Dec. 17	CHARLESTON SOUTHERN	6 p.m.
Dec. 20	at Louisville (ESPNU)	9 p.m.
Dec. 22	at Coastal Carolina	7 p.m.
Dec. 30	GEORGE MASON (ESPN3)	7 p.m.
Jan. 5	at Wofford*	7 p.m.
Jan. 7	at Furman* (CSS)	2:30 p.m.
Jan. 12	UNCG*	7 p.m.
Jan. 14	ELON*	4 p.m.
Jan. 19	at Davidson*	7 p.m.
Jan. 21	at Georgia Southern*	7:30 p.m.
Jan. 26	FURMAN*	7 p.m.
Jan. 28	WOFFORD* (SoCon/ESPN3)	TBA
Jan. 30	at Samford*	8 p.m.
Feb. 2	at Elon*	7 p.m.
Feb. 4	at Appalachian State*	2 p.m.
Feb. 9	WESTERN CAROLINA*	7 p.m.
Feb. 11	DAVIDSON* (SoCon/ESPN3)	TBA
Feb. 15	at UNCG*	7 p.m.
Feb. 18	at Sears BracketBusters	TBA
Feb. 23	GEORGIA SOUTHERN*	7 p.m.
Feb. 25	at The Citadel* (SoCon/ESPN3)	TBA
March 2-5	at SoCon Tournament (at Asheville, N.C.)	TBA

* - Southern Conference game

- Battle 4 Atlantis (Paradise Island, Bahamas)

All Times Eastern



Bobby Cremins Head Coach

Hometown: Bronx, N.Y.
Born: July 4, 1947
Education: B.S., South Carolina, 1970
 M.S., South Carolina, 1972
Coaching:
 Assistant, Point Park, 1972-73
 Assistant, South Carolina, 1973-75
 Head Coach, Appalachian State, 1975-81
 Head Coach, Georgia Tech, 1981-00
 Head Coach, Coll. of Charleston, 2006-present



Carolina First Arena

Arena: Carolina First Arena
Capacity: 5,100
Date Opened: November 14, 2008
First Game: College of Charleston 72, SIU-Edwardsville 66 (Nov. 14, 2008)
First CoFC Win: College of Charleston 72, SIU-Edwardsville 66 (Nov. 14, 2008)
All-Time Carolina First Arena Record: 37-6 (.860)
Largest Crowd: 5,368 vs. Davidson (Dec. 29, 2008)
Largest Average Attendance: 4,067 in 2010-11 (56,944 in 14 games)

Year-by-Year Record

Year	School	Record	SoCon
1975-76	Appalachian State	13-14	6-6
1976-77	Appalachian State	17-12	8-4
1977-78	Appalachian State	15-13	9-3
1978-79	Appalachian State	23-6	11-3
1979-80	Appalachian State	12-16	6-10
1980-81	Appalachian State	20-9	11-5
1981-82	Georgia Tech	10-16	
1982-83	Georgia Tech	13-15	
1983-84	Georgia Tech	18-11	
1984-85	Georgia Tech	27-8	
1985-86	Georgia Tech	27-7	
1986-87	Georgia Tech	16-13	
1987-88	Georgia Tech	22-10	
1988-89	Georgia Tech	20-12	
1989-90	Georgia Tech	28-7	
1990-91	Georgia Tech	17-13	
1991-92	Georgia Tech	13-14	
1992-93	Georgia Tech	19-11	
1993-94	Georgia Tech	16-13	
1994-95	Georgia Tech	18-12	
1995-96	Georgia Tech	24-12	
1996-97	Georgia Tech	9-18	
1997-98	Georgia Tech	19-14	
1998-99	Georgia Tech	15-16	
1999-00	Georgia Tech	13-17	
2006-07	College of Charleston	22-11	13-5
2007-08	College of Charleston	16-17	9-11
2008-09	College of Charleston	27-9	15-5
2009-10	College of Charleston	22-12	14-4
2010-11	College of Charleston	26-11	14-4
Appalachian State		100-70	51-31
Georgia Tech		354-237	
College of Charleston		113-60	65-29
Career		567-367	116-60

Recent History

Year	Record	Conference	Place	Postseason
1996-97	29-3	16-0	1st, East - TAAC	NCAA
1997-98	24-6	14-2	1st, East - TAAC	NCAA
1998-99	28-3	16-0	1st, South	NCAA
1999-2000	24-6	13-3	1st, South	-
2000-01	22-7	12-4	1st, South	-
2001-02	21-9	9-7	1st (tie), South	-
2002-03	25-8	13-3	1st, South	NIT
2003-04	20-9	11-5	1st (tie), South	-
2004-05	18-10	10-6	2nd (tie), South	-
2005-06	17-11	9-6	3rd, South	-
2006-07	22-11	13-5	2nd, South	-
2007-08	16-17	9-11	3rd, South	-
2008-09	27-9	15-5	2nd (tie), South	CBI
2009-10	22-12	14-4	2nd, South	CBI
2010-11	26-11	14-4	1st (tie), South	NIT

Postseason History

CofC in the NCAA Tournament (1-4)

3/17/94	No. 5 Wake Forest	L	68-58	Southeast Regional
3/13/97	No. 5 Maryland	W	75-66	Southeast Regional
3/15/97	No. 4 Arizona	L	73-69	Southeast Regional
3/13/98	No. 3 Stanford	L	67-57	Midwest Regional
3/12/99	No. 9 Tulsa	L	62-53	East Regional

CofC in the NIT (4-4)

3/16/95	at Providence	L	72-67	First Round
3/13/96	Tennessee	W	55-49	First Round
3/19/96	at Rhode Island	L	62-58 (OT)	First Round
3/19/03	Kent State	W	71-66	First Round
3/22/03	Providence	L	69-64	Second Round
3/15/11	Dayton	W	94-84	First Round
3/19/11	at Cleveland State	W	64-56	Second Round
3/23/11	at Wichita State	L	82-75	Quarterfinals

CofC in the College Basketball Invitational (2-2)

3/18/09	at Troy	W	93-91	First Round
3/23/09	at Richmond	L	74-72	Quarterfinals
3/17/10	at Eastern Kentucky	W	82-79	First Round
3/22/10	at VCU	L	93-86	Quarterfinals

Assistant Coaches



Mark Byington



Fred Dupree



Andrew Wilson

All-Time Coaching Records

Coach	Seasons	Years	W	L	Pct.
Ernest Wehman	1933-42	9	56	84	.400
Gerald McMahon	1942-43	1	9	11	.450
Willard Silcox	1943-44	1	2	2	.500
Buck Bierfischer	1944-46	2	4	10	.285
Henry Anderson	1946-48	2	20	19	.512
Willard Silcox	1948-53	5	31	63	.492
Vince Price	1953-55	2	7	28	.200
Willard Silcox	1955-56	1	3	15	.166
Bernard Puckhaber	1956-57	1	1	13	.071
Ernest Wehman	1957-58	1	1	13	.071
Jerry Callahan	1958-60	2	6	23	.206
Archie Jenkins	1960-62	2	8	16	.333
Pat Harden	1962-68	6	34	94	.265
Fred Daniels	1968-70	2	18	33	.352
Alan LeForce	1970-79	9	130	109	.543
John Kresse	1979-02	23	560	143	.797
Tom Herrion	2002-06	4	80	38	.679
Bobby Cremins	2006-present	5	113	60	.653



2010-11 Results

(26-11, 14-4, 1st (tie) South)

Date	Opponent	Result	Score	Attendance	Leading Scorer	Leading Rebounder
Nov. 10	at Maryland	L	74-75	13708	(27) Andrew Goudelock	(10) Andrew Goudelock
Nov. 13	at Holy Cross	W	93-84	2966	(22) Jeremy Simmons	(8) Jeremy Simmons
Nov. 16	COASTAL CAROLINA	W	83-67	3917	(27) Andrew Goudelock	(8) Willis Hall
Nov. 19	vs Rhode Island (2K)	L	66-75	4323	(23) Andrew Goudelock	(9) Trent Wiedeman
Nov. 20	vs Illinois-Chicago (2K)	W	78-66	4227	(26) Andrew Goudelock	(9) Antwaine Wiggins
Nov. 21	at Toledo (2K)	W	64-51	3938	(17) Andrew Goudelock	(6) Trent Wiedeman
Nov. 28	at North Carolina	L	69-74	15932	(28) Andrew Goudelock	(6) Willis Hall
Dec. 02	DAVIDSON*	W	82-73	4361	(33) Andrew Goudelock	(6) Donovan Monroe
Dec. 04	GEORGIA SOUTHERN*	W	92-84	2417	(30) Donovan Monroe	(9) Antwaine Wiggins
Dec. 07	EAST TENNESSEE STATE	W	79-59	3137	(22) Andrew Goudelock	(9) Trent Wiedeman
Dec. 15	at Charleston Southern	W	77-69	2722	(26) Jeremy Simmons	(11) Trent Wiedeman
Dec. 22	CLEMSON	L	59-66	5048	(21) Andrew Goudelock	(12) Jeremy Simmons
Dec. 31	at Tennessee	W	91-78	17794	(21) Andrew Goudelock	(11) Antwaine Wiggins
Jan. 02	at Morehead State	L	49-69	3172	(12) Willis Hall	(7) Jeremy Simmons
Jan. 06	at Furman*	W	76-72	2078	(31) Andrew Goudelock	(7) Antwaine Wiggins
Jan. 08	at Wofford*	W	77-73	2519	(18) Andrew Goudelock	(5) Willis Hall
Jan. 15	THE CITADEL*	W	87-66	5162	(29) Andrew Goudelock	(7) Willis Hall
Jan. 17	at Chattanooga*	L	88-91	3823	(26) Andrew Goudelock	(11) Willis Hall
Jan. 20	WESTERN CAROLINA*	W	93-64	3957	(29) Andrew Goudelock	(9) Willis Hall
Jan. 22	APPALACHIAN STATE*	W	73-64	4758	(18) Jeremy Simmons	(12) Jeremy Simmons
Jan. 26	at Georgia Southern*	W	65-61	1768	(27) Andrew Goudelock	(9) Jeremy Simmons
Jan. 29	at Davidson*	L	64-75	4295	(21) Andrew Goudelock	(8) Jeremy Simmons
Feb. 03	WOFFORD*	W	79-54	5038	(25) Andrew Goudelock	(6) Antwaine Wiggins
Feb. 05	FURMAN*	W	73-54	5081	(29) Andrew Goudelock	(8) Trent Wiedeman
Feb. 09	at Elon*	W	85-67	1039	(34) Andrew Goudelock	(7) Trent Wiedeman
Feb. 12	UNCG*	W	87-69	4048	(18) Trent Wiedeman	(9) Trent Wiedeman
Feb. 17	at The Citadel*	W	85-63	4131	(18) Willis Hall	(11) Antwaine Wiggins
Feb. 19	VERMONT	W	85-70	4874	(21) Willis Hall	(7) Willis Hall
Feb. 21	SAMFORD*	W	75-49	4386	(24) Andrew Goudelock	(6) Willis Hall
Feb. 24	at Appalachian State*	L	70-85	1662	(24) Antwaine Wiggins	(13) Trent Wiedeman
Feb. 26	at Western Carolina*	L	62-70	3471	(23) Andrew Goudelock	(9) Trent Wiedeman
March 05	vs Elon (SC)	W	78-60	5597	(21) Willis Hall	(18) Willis Hall
March 06	vs Furman (SC)	W	63-58	3510	(25) Andrew Goudelock	(12) Trent Wiedeman
March 07	vs Wofford (SC)	L	67-77	3374	(31) Andrew Goudelock	(12) Trent Wiedeman
March 15	DAYTON (NIT)	W	94-84	4717	(25) Andrew Goudelock	(8) Antwaine Wiggins
March 19	at Cleveland State (NIT)	W	64-56	2077	(39) Andrew Goudelock	(8) Andrew Goudelock
March 23	at Wichita State (NIT)	L	75-82	10506	(16) Donovan Monroe	(9) Trent Wiedeman
					(31) Andrew Goudelock	(6) Antwaine Wiggins

* - Southern Conference game
 (2K) - 2K Sports Classic in Toledo, Ohio
 (SC) - Southern Conference Tournament in Chattanooga, Tenn.
 (NIT) - National Invitation Tournament

2010-11 Statistics

Overall Statistics

Player	GP-GS	Min.-Avg.	FGM-FGA	Pct.	3FGM-FGA	Pct.	FTM-FTA	Pct.	R-Off.	R-Def.	Rebs.	Avg.	PF	FO	A	TO	Blk.	Stl.	Points	Avg.
Andrew Goudelock	37-37	1302-35.2	318-699	.455	131-322	.407	110-134	.821	25	118	143	3.9	66	0	157	119	7	33	877	23.7
Jeremy Simmons	22-21	678-30.8	111-180	.617	0-1	.000	70-98	.714	63	74	137	6.2	54	0	22	41	29	16	292	13.3
Donavan Monroe	37-37	1225-33.1	160-354	.452	42-127	.331	97-132	.735	26	75	101	2.7	73	0	97	77	5	33	459	12.4
Willis Hall	37-37	965-26.1	129-256	.504	29-87	.333	23-35	.657	77	140	217	5.9	95	1	44	51	10	27	310	8.4
Trent Wiedeman	37-15	966-26.1	110-177	.621	4-9	.444	85-110	.773	81	165	246	6.6	92	2	41	43	39	30	309	8.4
Antwaine Wiggins	36-34	996-27.7	107-245	.437	41-116	.353	30-48	.625	62	141	203	5.6	61	0	63	51	42	24	285	7.9
Andrew Lawrence	36-2	863-24.0	72-172	.419	52-134	.388	14-21	.667	10	55	65	1.8	77	1	62	36	4	37	210	5.8
Jordan Scott	25-0	102-4.1	15-37	.405	5-20	.250	1-1	1.000	2	4	6	0.2	7	0	7	7	2	5	36	1.4
James Carlton	28-0	220-7.9	10-31	.323	0-5	.000	8-11	.727	13	36	49	1.8	24	0	4	8	8	5	28	1.0
Nori Johnson	16-0	35-2.2	4-11	.364	1-4	.250	3-5	.600	2	5	7	0.4	3	0	0	5	3	1	12	0.8
Jordan Turok	8-1	19-2.4	1-6	.167	1-6	.167	0-0	.000	1	1	2	0.3	1	0	0	1	0	1	3	0.4
Garrett Campbell	10-1	26-2.6	0-3	.000	0-2	.000	0-0	.000	0	0	0	0.0	7	0	0	1	1	2	0	0.0
Bart Benton	3-0	4-1.3	0-2	.000	0-2	.000	0-0	.000	0	0	0	0.0	1	0	0	2	0	0	0	0.0
TEAM									42	60	102	3.0	0		6				0	
Total	37		1037-2173	.477	306-835	.366	441-595	.741	404	874	1278	0.0	561	4	497	448	150	214	2821	76.2
Opponents	37		969-2218	.437	213-627	.340	403-600	.672	479	828	1307	0.0	596	-	473	482	72	228	2554	69.0

Conference Statistics

Player	GP-GS	Min.-Avg.	FGM-FGA	Pct.	3FGM-FGA	Pct.	FTM-FTA	Pct.	R-Off.	R-Def.	Rebs.	Avg.	PF	FO	A	TO	Blk.	Stl.	Points	Avg.
Andrew Goudelock	18-18	630-35.0	156-333	.468	59-146	.404	51-65	.785	7	52	59	3.3	29	0	91	52	2	16	422	23.4
Jeremy Simmons	10-10	316-31.6	43-75	.573	0-0	.000	33-43	.767	32	34	66	6.6	18	0	11	15	15	9	119	11.9
Donavan Monroe	18-18	579-32.2	82-184	.446	10-52	.192	39-48	.813	13	34	47	2.6	38	0	50	30	3	11	213	11.8
Willis Hall	18-18	492-27.3	76-134	.567	14-42	.333	13-16	.813	36	82	118	6.6	45	0	24	21	6	9	179	9.9
Trent Wiedeman	18-7	457-25.4	59-97	.608	3-6	.500	31-39	.795	45	71	116	6.4	43	1	17	24	20	16	152	8.4
Antwaine Wiggins	17-16	452-26.6	53-116	.457	23-63	.365	13-19	.684	27	68	95	5.6	24	0	22	17	21	9	142	8.4
Andrew Lawrence	18-1	413-22.9	43-92	.467	29-69	.420	7-11	.636	5	26	31	1.7	40	1	28	18	2	25	122	6.8
Jordan Scott	15-0	67-4.5	12-24	.500	4-11	.364	1-1	1.000	1	1	2	0.1	6	0	4	3	2	2	29	1.9
James Carlton	13-0	130-10.0	9-18	.500	0-5	.000	4-4	1.000	9	19	28	2.2	13	0	3	5	6	3	22	1.7
Nori Johnson	11-0	24-2.2	3-8	.375	1-3	.333	3-5	.600	2	3	5	0.5	2	0	0	3	2	1	10	0.9
Jordan Turok	6-1	16-2.7	1-6	.167	1-6	.167	0-0	.000	0	1	1	0.2	1	0	0	1	0	1	3	0.5
Garrett Campbell	8-1	20-2.5	0-3	.000	0-2	.000	0-0	.000	0	0	0	0.0	6	0	0	0	0	2	0	0.0
Bart Benton	3-0	4-1.3	0-2	.000	0-2	.000	0-0	.000	0	0	0	0.0	1	0	0	2	0	0	0	0.0
TEAM									21	26	47	2.9	0		1				0	
Total	18		537-1092	.492	144-407	.354	195-251	.777	198	417	615	34.2	266	2	250	192	79	104	1413	78.5
Opponents	18		457-1052	.434	114-309	.369	206-296	.696	218	391	609	33.8	261	-	228	232	32	102	1234	68.6



THE CITADEL



*Lt Gen John W. Rosa, Jr.
President*



*Larry W. Leckonby
Director of Athletics*



*Dr. Chip Taylor
Faculty Athletics Rep.*



*Kelly Simpson
Senior Woman Administrator*



*Jon Cole
Men's Basketball SID*





Quick Facts

Location: Charleston, S.C.
 Founded: 1842
 Enrollment: 2,139
 Nickname: Bulldogs
 Colors: Citadel Blue and White
 President: Lt Gen John W. Rosa, Jr.
 Athletics Director: ... Larry W. Leckonby

Media Relations

Director: TBD
 Basketball Contact: Jon Cole
 E-mail: jon.cole@citadel.edu
 Office: (843) 953-7590
 Cell: (843) 327-8829
 Fax: (843) 953-6727
 Press Row Phone: (843) 953-2138
 Website: www.citadelsports.com

Basketball Facts

2010-11 Record: 10-22
 SoCon Record: 6-12 (5th, South)
 Home: 6-8
 Away: 3-12
 Neutral: 1-2

Arena: McAlister Field House (6,000)
 Arena Record: 474-371 (.561)

SoCon Titles: 0
 SoCon Tournament Titles: 0
 Last SoCon Tournament Title: 0

NCAA Appearances: 0
 NCAA Record: 0-0
 NIT Appearances: 0
 NIT Record: 0-0

Letterwinners Returning/Lost: 6/10
 Starters Returning/Lost: 1/4



The Citadel junior Bo Holston

2011-12 Bulldogs Roster

No.	Name	Pos.	Ht.	Wt.	Class	Hometown/Last School
0	Dylen Setzekorn	G/F	6-7	189	Fr.	Gainesville, Ga./Hun School (Princeton, N.J.)
1	Nathan Conley	G	6-2	200	So.	Vienna, W.Va./Fork Union Military
3	Cosmo Morabbi	G	6-2	181	Sr.	Beverly Hills, Calif./Summit Prep
10	Marshall Harris	G	6-1	175	Fr.	San Antonio, Texas/William H. Taft
11	DeVontae Wright	G	5-11	179	So.	Goose Creek, S.C./Goose Creek
12	Ashton Moore	G	6-0	168	Fr.	Suffolk, Va./Nansemond River
13	Will Keistler	G	6-1	200	So.	Wilmington, N.C./Hoggard
15	Jordan Robertson	F	6-7	232	Fr.	Greensboro, N.C./Greensboro Day School
20	Barry Smith	F	6-6	178	So.	Pittsburgh, Pa./Kiski School
21	Michael Hundley	C	6-9	178	Fr.	Farmington Hills, Mich./Renaissance
24	Lawrence Miller	G	6-1	186	Fr.	Charlotte, N.C./United Faith Christian Acad.
25	CJ Bray	F	6-7	249	Fr.	Charleston, S.C./James Island
31	Mike Groselle	C	6-8	238	Jr.	Plano, Texas/Plano West
34	Bo Holston	F	6-4	204	Jr.	New Orleans, La./Sherwood
44	PJ Horgan	C	6-8	209	Fr.	Rio Rancho, N.M./Cleveland

2011-12 Schedule

Date	Opponent	Time
Nov. 11	vs. VMI &	9 p.m.
Nov. 12	vs. Air Force or Army &	9:30 p.m.
Nov. 16	CLEMSON (ESPN3)	7 p.m.
Nov. 21	FLORIDA CHRISTIAN	7 p.m.
Nov. 26	at High Point	7 p.m.
Dec. 1	at College of Charleston*	7 p.m.
Dec. 3	at Wofford*	7 p.m.
Dec. 6	COASTAL CAROLINA	7 p.m.
Dec. 14	CHARLESTON SOUTHERN	7 p.m.
Dec. 19	at James Madison	7 p.m.
Dec. 22	at Denver	9 p.m.
Dec. 29	at Tennessee (SPSO)	7 p.m.
Jan. 2	VIRGINIA-WISE	7 p.m.
Jan. 5	at Furman*	7 p.m.
Jan. 7	SAMFORD*	7 p.m.
Jan. 12	ELON*	7 p.m.
Jan. 14	UNCG*	7 p.m.
Jan. 21	at Davidson*	7 p.m.
Jan. 23	at Georgia Southern*	7 p.m.
Jan. 26	WOFFORD*	7 p.m.
Jan. 28	FURMAN*	7 p.m.
Feb. 2	at UNC Greensboro*	7 p.m.
Feb. 4	at Elon*	7 p.m.
Feb. 9	DAVIDSON*	7 p.m.
Feb. 11	GEORGIA SOUTHERN*	7 p.m.
Feb. 16	at Western Carolina*	7 p.m.
Feb. 18	at Chattanooga*	7 p.m.
Feb. 22	APPALACHIAN STATE*	7 p.m.
Feb. 25	COLL. OF CHARLESTON* (SoCon/ESPN3)	TBA
March 2-5	at SoCon Tournament (at Asheville, N.C.)	TBA

* - Southern Conference game
 & - All Military Classic (Colorado Springs, Colo.)
 All Times Eastern



Chuck Driesell Head Coach

Hometown: Charlotte, N.C.
Born: November 3, 1962
Education: B.S., Maryland, 1985
Coaching Career:
 Head Coach, U.S. Naval Prep School, 1985-88
 Assoc. Head Coach, James Madison, 1988-97
 Head Coach, Maryland, 1997-2003
 Head Coach, Bishop Ireton HS, 2004-06
 Assistant Coach, Maryland, 2007-10
 Head Coach, The Citadel, 2010-present




McAlister Fieldhouse

Arena: McAlister Fieldhouse
Capacity: 6,000
Season Opened: 1939-40
First Game: Wofford 45, The Citadel 39 (1939)
First Citadel Win: The Citadel 36, William & Mary 35 (1939-40)
All-Time McAlister Field House Record: 474-371 (.561)
Largest Crowd: 6,000 vs. Duke in 1990-91; 6,000 vs. South Carolina in 1996-97; 6,000 vs. College of Charleston in 1998-99
Largest Average Attendance: 2,697 in 1993-94 (37,757 in 14 games)


Year-by-Year Record

Year	School	Record	SoCon
2010-11	The Citadel	10-22	6-12
The Citadel		10-22	6-12
Career		10-22	6-12

Assistant Coaches



Rob Burke



J.D. Powell



Damien Price

Recent History

Year	Record	Conference	Place	Postseason
1996-97	13-14	6-8	3rd, South	-
1997-98	15-13	6-8	3rd, South	-
1998-99	9-18	3-13	6th, South	-
1999-2000	9-20	5-10	5th (tie), South	-
2000-01	16-12	9-7	2nd (tie), South	-
2001-02	17-12	8-8	4th, South	-
2002-03	8-20	3-13	6th, South	-
2003-04	6-22	2-14	6th, South	-
2004-05	12-16	4-12	6th, South	-
2005-06	10-21	1-14	6th, South	-
2006-07	7-23	4-14	6th, South	-
2007-08	6-24	1-19	6th, South	-
2008-09	20-13	15-5	2nd (tie), South	CIT
2009-10	16-16	9-9	4th, South	-
2010-11	10-22	6-12	5th, South	-

All-Time Coaching Records

Coach	Seasons	Years	W	L	Pct.
J.G. Briggs	1912-13	1	2	3	.400
Hans Kangeter	1913-16	3	15	5	.750
Harry O'Brien	1916-18	2	6	2	.750
C.F. Myers	1918-25	7	51	26	.662
Locke Brown	1925-26	1	10	6	.625
Benny Blatt	1926-30	4	51	22	.699
Johnny Douglas	1930-33	3	18	31	.367
Charlie Willard	1933-35	2	14	16	.450
Rock Norman	1935-40	5	45	31	.592
Ben Parker	1940-41	2	10	17	.370
Ben Clemons	1941-42, '43-'44	2	4	17	.190
Bo Sherman	1942-43	1	8	6	.571
Ernest Wehman	1944-45	1	16	7	.696
Eugene Clark	1945-46	1	7	11	.389
Whitey Piro	1946-47	1	5	11	.313
Bernard O'Neil	1947-52	5	28	72	.280
Leo Zack	1952-54	2	5	32	.135
Jim Browning	1954-55	1	1	21	.045
Hank Witt	1955-56	1	2	19	.095
Norm Sloan	1956-60	4	57	38	.600
Mel Thompson	1960-67	7	67	96	.411
Dick Campbell	1967-71	4	45	54	.455
George Hill	1971-74	3	33	42	.440
Les Robinson	1974-85	11	132	162	.411
Randy Nesbit	1985-92	7	75	121	.383
Pat Dennis	1992-06	14	158	232	.407
Ed Conroy	2006-10	4	49	76	.392
Chuck Driesell	2010-present	1	10	22	.313

Postseason History

The Citadel in the CollegeInsider.com Tournament (0-1)				
3/19/09	at Old Dominion	L	67-59	First Round



2010-11 Results

(10-22, 6-12, 5th, South)

Date	Opponent	Result	Score	Attendance	Leading Scorer	Leading Rebounder
Nov. 12	at Richmond	L	61-79	6008	(17) Cameron Wells	(6) Morakinyo Williams (6) Bryan Streeter (6) Matt Clark
Nov. 16	at Charleston Southern	L	61-68	952	(19) Cameron Wells	(6) Bryan Streeter (8) Bryan Streeter (8) Zach Urbanus (6) Bryan Streeter (6) Matt Clark (6) Cameron Wells (10) Bryan Streeter
Nov. 20	JAMES MADISON	L	67-74	1071	(18) Austin Dahn	(8) Bryan Streeter
Nov. 23	HIGH POINT	W	71-63	1224	(25) Cameron Wells	(8) Zach Urbanus
Nov. 27	at Coastal Carolina	L	64-72	832	(22) Cameron Wells	(6) Bryan Streeter (6) Matt Clark (6) Cameron Wells (10) Bryan Streeter
Dec. 02	GEORGIA SOUTHERN*	W	65-52	2058	(13) Austin Dahn (13) Zach Urbanus (13) Bryan Streeter	(7) Zach Urbanus (8) Bryan Streeter
Dec. 04	DAVIDSON*	L	53-68	1188	(13) Mike Groselle	(7) Zach Urbanus
Dec. 06	ST. MARY'S (MD.)	W	72-64	1127	(15) Zach Urbanus	(8) Bryan Streeter
Dec. 17	at Colorado	L	61-89	4368	(22) Mike Groselle	(6) Bryan Streeter
Dec. 19	at New Mexico	L	58-84	14640	(15) Austin Dahn	(5) Mike Groselle
Dec. 22	vs South Carolina State (LV)	W	67-57		(19) Mike Groselle	(14) Mike Groselle
Dec. 23	vs SIU-Edwardsville (LV)	L	55-59		(14) Cameron Wells	(8) Cameron Wells
Dec. 31	CHOWAN	W	67-53	1095	(22) Cameron Wells	(10) Mike Groselle
Jan. 02	at Clemson	L	54-69	7613	(17) Zach Urbanus	(10) Mike Groselle
Jan. 06	at Wofford*	L	60-78	1401	(19) Mike Groselle	(16) Mike Groselle
Jan. 08	at Furman	L	67-88	1862	(22) Cameron Wells	(6) Cameron Wells
Jan. 13	CHATTANOOGA*	L	68-69	1653	(17) Cameron Wells	(9) Mike Groselle
Jan. 15	at Coll. of Charleston*	L	66-87	5162	(26) Cameron Wells	(9) Mike Groselle
Jan. 17	at Samford*	W	61-50	744	(22) Cameron Wells	(8) Cameron Wells
Jan. 20	APPALACHIAN STATE*	W	81-63	1519	(19) Cameron Wells	(6) Cameron Wells
Jan. 22	WESTERN CAROLINA*	W	68-46	2143	(27) Cameron Wells	(6) Austin Dahn (6) Mike Groselle
Jan. 26	at Davidson*	W	85-75	3458	(28) Cameron Wells	(4) Austin Dahn (4) Daniel Eykyn (4) Bo Holston (10) Mike Groselle
Feb. 03	FURMAN*	L	55-59	2289	(15) Mike Groselle (15) Austin Dahn	(7) Bo Holston
Feb. 05	WOFFORD*	L	60-74	2206	(16) Cameron Wells	(7) Austin Dahn
Feb. 07	at UNCG*	L	74-86	2481	(20) Mike Groselle	(8) Bryan Streeter
Feb. 12	ELON*	L	72-79	1511	(24) Cameron Wells	(8) Cameron Wells (8) Bryan Streeter
Feb. 14	SAVANNAH STATE	L (OT)	61-65	1347	(17) Zach Urbanus	(7) Bo Holston
Feb. 17	COLL. OF CHARLESTON*	L	63-85	4131	(19) Austin Dahn	(7) Austin Dahn
Feb. 19	at Georgia Southern*	L	53-65	1406	(17) Cameron Wells (17) Mike Groselle	(10) Mike Groselle
Feb. 24	at Western Carolina*	W	70-62	1573	(21) Cameron Wells	(11) Mike Groselle
Feb. 26	at Appalachian State*	L	59-70	2356	(21) Cameron Wells	(7) Cameron Wells
March 04	vs Elon (SC)	L	74-85	2967	(20) Austin Dahn	(12) Mike Groselle

* - Southern Conference game
(LV) - Las Vegas Classic in Las Vegas, Nev.
(SC) - Southern Conference Tournament in Chattanooga, Tenn.

2010-11 Statistics

Overall Statistics

Player	GP-GS	Min.-Avg.	FGM-FGA	Pct.	3FGM-FGA	Pct.	FTM-FTA	Pct.	R-Off.	R-Def.	Rebs.	Avg.	PF	FO	A	TO	Blk.	Stl.	Points	Avg.
Cameron Wells	32-31	1145-35.8	197-451	.437	19-77	.247	139-168	.827	18	144	162	5.1	63	3	138	78	11	46	552	17.3
Mike Groselle	31-21	757-24.4	149-248	.601	0-1	.000	60-86	.698	74	124	198	6.4	78	2	19	46	12	22	358	11.5
Zach Urbanus	32-31	1174-36.7	117-306	.382	64-168	.381	41-48	.854	21	75	96	3.0	28	0	92	61	0	24	339	10.6
Austin Dahn	32-31	1019-31.8	116-299	.388	61-178	.343	26-36	.722	48	88	136	4.3	78	3	57	67	2	16	319	10.0
Bryan Streeter	32-15	687-21.5	73-156	.468	0-4	.000	38-78	.487	71	87	158	4.9	75	1	31	37	11	17	184	5.8
Bo Holston	19-13	315-16.6	28-59	.475	2-5	.400	15-25	.600	18	38	56	2.9	40	2	18	25	2	9	73	3.8
Daniel Eykyn	30-2	390-13.0	23-66	.348	9-19	.474	26-36	.722	21	41	62	2.1	51	0	9	18	2	7	81	2.7
Morakinyo Williams	11-1	109-9.9	9-31	.290	0-0	.000	7-9	.778	9	25	34	3.1	17	0	1	11	2	2	25	2.3
Matt Clark	22-10	325-14.8	14-51	.275	2-9	.222	19-30	.633	25	38	63	2.9	49	2	5	14	4	2	49	2.2
Mike Dejworek	13-0	118-9.1	10-13	.769	0-2	.000	4-7	.571	6	21	27	2.1	13	0	0	4	1	1	24	1.8
Cosmo Morabbi	16-0	150-9.4	9-31	.290	0-9	.000	4-7	.571	1	9	10	0.6	11	0	16	10	0	2	22	1.4
DeVontae Wright	26-0	187-7.2	6-36	.167	0-8	.000	9-12	.750	5	14	19	0.7	22	0	14	22	0	2	21	0.8
John Reynolds	6-0	5-0.8	1-2	.500	0-0	.000	0-0	.000	0	1	1	0.2	0	0	0	2	0	0	2	0.3
Barry Smith	5-0	11-2.2	0-0	.000	0-0	.000	0-0	.000	0	3	3	0.6	1	0	0	0	0	0	0	0.0
Nathan Conley	5-0	16-3.2	0-3	.000	0-2	.000	0-0	.000	0	0	0	0.0	2	0	1	1	0	0	0	0.0
Philip Pandak	9-0	17-1.9	0-6	.000	0-6	.000	0-0	.000	0	2	2	0.2	1	0	1	0	1	0	0	0.0
TEAM									44	49	93	2.9	0			6				0
Total	32		752-1758	.428	157-488	.322	388-542	.716	361	759	1120	0.0	529	13	402	407	47	151	2049	64.0
Opponents	32		821-1772	.463	215-633	.340	380-556	.683	300	734	1034	0.0	513	-	436	339	108	194	2237	69.9

Conference Statistics

Player	GP-GS	Min.-Avg.	FGM-FGA	Pct.	3FGM-FGA	Pct.	FTM-FTA	Pct.	R-Off.	R-Def.	Rebs.	Avg.	PF	FO	A	TO	Blk.	Stl.	Points	Avg.
Cameron Wells	18-18	661-36.7	118-249	.474	10-50	.200	83-95	.874	10	84	94	5.2	30	2	82	47	5	29	329	18.3
Mike Groselle	18-15	487-27.1	98-150	.653	0-1	.000	34-45	.756	44	80	124	6.9	49	2	12	34	10	13	230	12.8
Zach Urbanus	18-18	682-37.9	59-169	.349	37-100	.370	25-29	.862	7	41	48	2.7	13	0	50	36	0	11	180	10.0
Austin Dahn	18-18	572-31.8	65-162	.401	30-92	.326	13-21	.619	24	51	75	4.2	43	2	34	37	1	11	173	9.6
Bryan Streeter	18-4	344-19.1	37-72	.514	0-2	.000	26-42	.619	36	43	79	4.4	41	1	15	17	6	8	100	5.6
Bo Holston	14-11	276-19.7	26-51	.510	2-3	.667	14-23	.609	15	33	48	3.4	36	2	16	19	2	9	68	4.9
Daniel Eykyn	18-1	261-14.5	13-42	.310	6-13	.462	20-26	.769	12	25	37	2.1	33	0	6	15	2	1	52	2.9
Matt Clark	10-5	101-10.1	5-15	.333	1-2	.500	7-15	.467	7	10	17	1.7	17	0	2	6	3	0	18	1.8
Morakinyo Williams	5-0	39-7.8	4-12	.333	0-0	.000	0-0	.000	4	9	13	2.6	9	0	0	3	2	1	8	1.6
Mike Dejworek	4-0	25-6.3	3-3	1.000	0-0	.000	0-0	.000	0	4	4	1.0	3	0	0	1	0	0	6	1.5
DeVontae Wright	12-0	103-8.6	2-21	.095	0-5	.000	8-10	.800	3	7	10	0.8	10	0	5	8	0	1	12	1.0
John Reynolds	4-0	3-0.8	1-2	.500	0-0	.000	0-0	.000	0	1	1	0.3	0	0	0	2	0	0	2	0.5
Cosmo Morabbi	4-0	23-5.8	1-4	.250	0-1	.000	0-0	.000	0	1	1	0.3	3	0	0	1	0	0	2	0.5
Philip Pandak	5-0	10-2.0	0-1	.000	0-1	.000	0-0	.000	0	0	0	0.0	0	0	0	0	0	0	0	0.0
Nathan Conley	3-0	13-4.3	0-1	.000	0-1	.000	0-0	.000	0	0	0	0.0	0	0	1	0	0	0	0	0.0
TEAM									20	31	51	2.8	0			4				0
Total	18		432-954	.453	86-271	.317	230-306	.752	182	420	602	33.4	287	9	223	230	31	84	1180	65.6
Opponents	18		456-996	.458	127-396	.321	217-299	.726	167	383	550	30.6	280	-	240	183	52	108	1256	69.8



DAVIDSON



Carol Quillen
President



Jim Murphy
Director of Athletics



Dr. Fred Smith
Faculty Athletics Rep.



Katy McNay
Senior Woman Administrator



Marc Gignac
Men's Basketball SID





Quick Facts

Location: Davidson, N.C.
 Founded: 1837
 Enrollment: 1,900
 Nickname: Wildcats
 Colors: Red and Black
 President: Carol Quillen
 Athletics Director: Jim Murphy

Media Relations

Director: Marc Gignac
 E-mail: magignac@ davidson.edu
 Office: (704) 894-2123
 Basketball Contact: Marc Gignac
 Cell: (980) 297-9981
 Fax: (704) 894-2636
 Press Row Phone: (704) 894-7267
 Website: www.davidsonwildcats.com

Basketball Facts

2010-11 Record: 18-15
 SoCon Record: 10-8 (4th, South)
 Home: 10-3
 Away: 5-10
 Neutral: 3-2

Arena: Belk Arena (5,223)
 Arena Record: 225-68 (.768)

SoCon Titles: 20
 SoCon Tournament Titles: 10
 Last SoCon Tournament Title: 2008

NCAA Appearances: 10
 NCAA Record: 8-11 (421)
 NIT Appearances: 5
 NIT Record: 2-5 (.286)

Letterwinners Returning/Lost: 11/3
 Starters Returning/Lost: 4/1



Davidson junior Jake Cohen

2011-12 Wildcats Roster

No.	Name	Pos.	Ht.	Wt.	Class	Hometown/Last School
1	Youssef Mejri	F	6-7	183	Fr.	Hammam Lif, Tunisia/Montclair Prep
2	Mason Archie, II	G	6-4	175	Fr.	Indianapolis, Ind./Tindley School
4	Tyler Kalinoski	G	6-4	172	Fr.	Olathe, Kan./Olathe East
5	JP Kuhlman	G	6-4	195	Jr.	Ponte Vedra Beach, Fla./Providence School
12	Nik Cochran	G	6-3	188	Jr.	Vancouver, B.C./Champlain St. Lambert
14	Clay Tormey	G	5-11	165	So.	Chicago, Ill./Henderson International School
15	Jake Cohen	F	6-10	235	Jr.	Berwyn, Pa./Conestoga
20	Will Reigel	F	6-5	202	Sr.	Charlotte, N.C./Charlotte Latin
22	Ali Mackay	F	6-11	204	Fr.	North Berwick, Scotland/North Berwick
23	Tom Droney	G	6-6	200	So.	Pittsburgh, Pa./Sewickley Academy
24	De'Mon Brooks	F	6-7	227	So.	Charlotte, N.C./Hopewell
25	AJ Atkinson	G	6-6	214	Sr.	Winston-Salem, N.C./RJ Reynolds
34	Frank Ben-Eze	F	6-10	237	Sr.	Arlington, Va./Bishop O'Connell
35	Chris Czerapowicz	G	6-7	200	So.	Gothenburg, Sweden/Sandagymnasiet
40	Clint Mann	F	6-8	229	Jr.	Overland Park, Kan./Iowa State

2011-12 Schedule

Date	Opponent	Time
Nov. 11	GUILFORD	8 p.m.
Nov. 14	RICHMOND	8:15 p.m.
Nov. 18	at Duke (ESPNU)	6 p.m.
Nov. 21	PRESBYTERIAN	8:15 p.m.
Nov. 26	at UNC Wilmington	2 p.m.
Dec. 1	at Wofford* (ESPN3)	7 p.m.
Dec. 3	FURMAN*	7 p.m.
Dec. 7	VANDERBILT (ESPN3)	7 p.m.
Dec. 10	at Charlotte	7 p.m.
Dec. 19	vs. Kansas (ESPNU) #	9 p.m.
Dec. 22	at Massachusetts	7 p.m.
Dec. 29	PENN	7 p.m.
Jan. 5	at UNCG*	7 p.m.
Jan. 7	GEORGIA SOUTHERN* (SoCon/ESPN3)	TBA
Jan. 12	WESTERN CAROLINA*	7 p.m.
Jan. 14	at Appalachian State*	2 p.m.
Jan. 19	COLLEGE OF CHARLESTON*	7 p.m.
Jan. 21	THE CITADEL*	7 p.m.
Jan. 26	at Chattanooga*	7 p.m.
Jan. 28	at Samford*	5 p.m.
Feb. 1	at Furman*	7 p.m.
Feb. 4	CHATTANOOGA*	4 p.m.
Feb. 6	WOFFORD*	7 p.m.
Feb. 9	at The Citadel*	7 p.m.
Feb. 11	at College of Charleston* (SoCon/ESPN3)	TBA
Feb. 15	SAMFORD*	7 p.m.
Feb. 18	SEARS BRACKETBUSTERS	TBA
Feb. 23	ELON*	7 p.m.
Feb. 25	at Georgia Southern*	7 p.m.
March 2-5	at SoCon Tournament	TBA
	(at Asheville, N.C.)	

* - Southern Conference game
 # - Sprint Center (Kansas City, Mo.)
 All Times Eastern



Bob McKillop Head Coach

Hometown: Queens, N.Y.
Born: July 13, 1950
Education: B.A., Hofstra, 1972
Coaching:
 Assistant, Head Coach, Holy Trinity High (N.Y.), 1973-78
 Assistant, Davidson, 1978-79
 Head Coach, Long Island Lutheran High (N.Y.), 1980-89
 Head Coach, Davidson, 1989-present

Year-by-Year Record

Year	School	Record	SoCon
1989-90	Davidson	4-24	
1990-91	Davidson	10-19	
1991-92	Davidson	11-17	
1992-93	Davidson	14-14	10-8
1993-94	Davidson	22-8	13-5
1994-95	Davidson	14-13	7-7
1995-96	Davidson	25-5	14-0
1996-97	Davidson	18-10	10-4
1997-98	Davidson	20-10	13-2
1998-99	Davidson	16-11	11-5
1999-00	Davidson	15-13	10-6
2000-01	Davidson	15-17	7-9
2001-02	Davidson	21-10	11-5
2002-03	Davidson	17-10	11-5
2003-04	Davidson	17-12	11-5
2004-05	Davidson	23-9	16-0
2005-06	Davidson	20-11	10-5
2006-07	Davidson	29-5	17-1
2007-08	Davidson	29-7	20-0
2008-09	Davidson	27-8	18-2
2009-10	Davidson	16-15	11-7
2010-11	Davidson	18-15	10-8
Davidson Career		401-263	230-84
		401-263	230-84

Assistant Coaches



Jim Fox



Landry Kosmalski



Matt McKillop

All-Time Coaching Records

Coach	Seasons	Years	W	L	Pct.
J.W. Rhea	1908-09	1	1	2	.333
W.T. Cook	1912-13	1	0	1	.000
W.M. Fetzner	1915-18	3	29	19	.604
Fred Hengeveld	1919-22	3	20	20	.500
H.M. Grey	1922-23	1	9	9	.500
Monk Younger	1923-31	8	85	62	.578
"Red" Flake Laird	1931-37	6	47	74	.368
Norman Shepard	1937-49	12	170	119	.588
Boyd Baird	1949-52	3	24	53	.312
Danny Miller	1952-56	3	19	47	.288
Tom Scott	1956-60	5	41	84	.328
Lefty Driesell	1960-69	9	176	65	.730
Terry Holland	1969-74	5	92	43	.681
Robert Brickles	1974-76	2	12	40	.231
Dave Pritchett	1976-78	2	14	40	.259
Eddie Biedenbach	1978-81	3	29	51	.363
Bobby Hussey	1981-89	8	107	126	.459
Bob McKillop	1989-present	22	401	263	.604



Belk Arena

Arena: Belk Arena
Capacity: 5,223
Season Opened: 1989-90
First Game: Davidson vs. Virginia (Virginia won 71-57)
First Davidson Win: Davidson 70, Erskine 69 (1989-90)
All-Time Belk Arena Record: 225-68 (.768)
Largest Crowd: 5,854 vs. Duke in 1989-90
Largest Average Attendance: 4,830 in 2008-09 (72,451 in 15 games)

Recent History

Year	Record	Conference	Place	Postseason
1996-97	18-10	10-4	1st (tie), North	-
1997-98	20-10	13-2	1st (tie), North	NCAA
1998-99	16-11	11-5	2nd, North	-
1999-2000	15-13	10-6	2nd, North	-
2000-01	15-17	7-9	3rd (tie), North	-
2001-02	21-9	11-5	1st (tie), North	NCAA
2002-03	17-10	11-5	1st (tie), North	-
2003-04	17-12	11-5	1st (tie), South	-
2004-05	23-9	16-0	1st, South	NIT
2005-06	20-11	10-5	2nd, South	NCAA
2006-07	29-5	17-1	1st, South	NCAA
2007-08	29-7	20-0	1st, South	NCAA
2008-09	27-8	18-2	1st, South	NIT
2009-10	16-15	11-7	3rd, South	-
2010-11	18-15	10-8	4th, South	CBI

Postseason History

Davidson in the NCAA Tournament (8-11)

3/7/66	Rhode Island	W	95-65	East Regional
3/11/66	Syracuse	L	94-78	East Regional
3/12/66	Saint Joseph's	L	92-76	East Regional
3/9/68	St. John's	W	79-70	East Regional
3/15/68	Columbia	W	61-59 (OT)	East Regional
3/16/68	North Carolina	L	70-66	East Regional
3/8/69	Villanova	W	75-61	East Regional
3/13/69	St. John's	W	79-68	East Regional
3/15/69	North Carolina	L	87-85	East Regional
3/7/70	St. Bonaventure	L	85-72	East Regional
3/14/86	No. 1 Kentucky	L	75-55	Southeast 1st Round
3/13/98	No. 3 Michigan	L	80-61	South 1st Round
3/14/02	No. 4 Ohio State	L	69-64	West 1st Round
3/17/06	No. 2 Ohio State	L	70-62	Minneapolis 1st Round
3/15/07	No. 4 Maryland	L	82-70	Midwest 1st Round
3/21/08	No. 7 Gonzaga	W	82-76	Midwest 1st Round
3/23/08	No. 2 Georgetown	W	74-70	Midwest 2nd Round
3/28/08	No. 3 Wisconsin	W	73-56	Midwest Semifinal
3/30/08	No. 1 Kansas	L	59-57	Midwest Final

Davidson in the NIT (2-5)

3/18/72	Syracuse	L	81-77	First Round
3/17/94	West Virginia	L	85-69	First Round
3/13/96	South Carolina	L	100-73	First Round
3/16/05	VCU	W	77-62	First Round
3/19/05	Missouri State	W	82-71	Second Round
3/23/05	at Maryland	L	78-63	Quarterfinals
3/17/09	at South Carolina	W	70-63	First Round
3/23/09	at St. Mary's	L	80-68	Second Round

Davidson in College Basketball Invitational (1-1)

3/15/11	James Madison	W	85-65	First Round
3/21/11	at Creighton	L	102-92	Second Round



2010-11 Results

(18-15, 10-8, 4th South)

Date	Opponent	Result	Score	Attendance	Leading Scorer	Leading Rebounder
Nov. 13	at Penn	L	64-69	5633	(12) Clint Mann	(7) Clint Mann
Nov. 18	vs West Virginia (PR)	L	70-84		(12) Brendan McKillop (15) De'Mon Brooks	(7) De'Mon Brooks
Nov. 19	vs Nebraska (PR)	W	70-67		(21) Brendan McKillop	(9) De'Mon Brooks
Nov. 21	vs Western Kentucky (PR)	W	64-51		(16) JP Kuhlman	(9) Clint Mann (9) JP Kuhlman
Nov. 27	at Rhode Island	L	58-71	4712	(21) JP Kuhlman	(9) Clint Mann
Nov. 29	MONMOUTH	W	69-53	3106	(17) Brendan McKillop	(9) Jake Cohen
Dec. 02	at Coll. of Charleston*	L	73-82	4361	(23) Jake Cohen	(10) Jake Cohen
Dec. 04	at The Citadel*	W	68-53	1188	(21) Jake Cohen	(12) Jake Cohen
Dec. 11	CHARLOTTE	W	82-68	5212	(21) Brendan McKillop	(9) Jake Cohen
Dec. 20	at St. John's (MSG)	L	57-62	6596	(17) Brendan McKillop	(8) Jake Cohen
Dec. 21	vs St. Francis (N.Y.) (MSG)	W	76-69		(17) JP Kuhlman (17) Jake Cohen	(6) Jake Cohen
Dec. 30	ST. JOSEPH'S	W	108-39	3408	(16) Jake Cohen	(8) Clint Mann
Jan. 02	at Vanderbilt	L	52-80	13106	(16) Chris Czerapowicz	(7) Chris Czerapowicz
Jan. 05	APPALACHIAN STATE*	L	66-74	3842	(18) Jake Cohen	(9) Jake Cohen
Jan. 08	at Western Carolina*	L	73-81	1044	(13) Nik Cochran (13) JP Kuhlman	(12) De'Mon Brooks
Jan. 12	FURMAN*	W	79-70	3404	(22) Nik Cochran	(8) De'Mon Brooks
Jan. 15	WOFFORD*	L	64-69	4181	(14) JP Kuhlman	(8) Jake Cohen
Jan. 17	at UNCG*	L	69-77	2792	(19) JP Kuhlman	(9) Tom Dronoy
Jan. 20	at Elon*	L	70-77	1533	(18) Clint Mann	(6) Clint Mann
Jan. 26	THE CITADEL*	L	75-85	3458	(21) Nik Cochran	(8) Jake Cohen
Jan. 29	COLL. OF CHARLESTON*	W	75-64	4295	(21) Nik Cochran	(9) Jake Cohen
Jan. 31	at Georgia Southern*	W	73-66	1617	(20) JP Kuhlman	(9) De'Mon Brooks
Feb. 03	at Samford*	W	62-49	602	(15) JP Kuhlman	(5) De'Mon Brooks (7) De'Mon Brooks
Feb. 05	CHATTANOOGA*	W	73-59	3545	(16) JP Kuhlman	(7) Tom Dronoy
Feb. 09	at Wofford*	W	67-58	1711	(16) Nik Cochran (16) Brendan McKillop	(9) De'Mon Brooks (9) Jake Cohen
Feb. 12	at Furman*	L	79-88	2782	(18) Nik Cochran	(6) Clint Mann
Feb. 16	GEORGIA SOUTHERN*	W	83-56	3437	(19) JP Kuhlman	(7) De'Mon Brooks
Feb. 19	at Presbyterian	W	71-65	1958	(14) Nik Cochran	(8) Jake Cohen (5) Jake Cohen
Feb. 24	ELON*	W	83-75	3288	(29) Nik Cochran	(5) De'Mon Brooks (5) Clint Mann
Feb. 26	UNCG*	W	78-67	3762	(27) Jake Cohen	(6) De'Mon Brooks
March 04	vs UNCG (SC)	L	64-71	2183	(14) Brendan McKillop	(7) Tom Dronoy
March 15	JAMES MADISON (CBI)	W	85-65	989	(17) Jake Cohen	(10) De'Mon Brooks
March 21	at Creighton (CBI)	L	92-102	4832	(21) Jake Cohen	(7) Jake Cohen (9) De'Mon Brooks

* - Southern Conference game
 (PR) - Puerto Rico Tip-Off in San Juan, P.R.
 (MSG) - Madison Square Garden Holiday Festival in New York, N. Y.
 (SC) - Southern Conference Tournament in Chattanooga, Tenn.
 (CBI) - College Basketball Invitational

2010-11 Statistics

Overall Statistics

Player	GP-GS	Min.-Avg.	FGM-FGA	Pct.	3FGM-FGA	Pct.	FTM-FTA	Pct.	R-Off.	R-Def.	Rebs.	Avg.	PF	FO	A	TO	Blk.	Stl.	Points	Avg.
JP Kuhlman	33-33	1074-32.5	130-330	.394	49-142	.345	115-139	.827	32	83	115	3.5	67	2	103	62	0	35	424	12.8
Jake Cohen	33-33	764-23.2	138-282	.489	26-78	.333	99-128	.773	67	138	205	6.2	107	7	25	65	49	15	401	12.2
Brendan McKillop	32-32	966-30.2	100-260	.385	85-235	.362	18-24	.750	21	51	72	2.3	69	1	73	38	3	21	303	9.5
Nik Cochran	33-1	673-20.4	82-204	.402	47-125	.376	89-101	.881	8	57	65	2.0	59	2	56	45	2	16	300	9.1
De'Mon Brooks	31-0	576-18.6	102-193	.528	9-25	.360	65-96	.677	59	98	157	5.1	98	1	24	50	11	17	278	9.0
Clint Mann	33-32	654-19.8	107-204	.525	3-9	.333	28-58	.483	69	79	148	4.5	118	9	26	66	9	17	245	7.4
Tom Dronoy	33-33	789-23.9	53-138	.384	9-42	.214	38-59	.644	31	82	113	3.4	80	2	69	55	2	16	153	4.6
Chris Czerapowicz	21-0	196-9.3	27-72	.375	16-55	.291	3-5	.600	14	26	40	1.9	18	0	6	7	3	4	73	3.5
Jordan Downing	29-0	263-9.1	39-105	.371	11-32	.344	5-11	.455	9	29	38	1.3	20	0	12	23	1	5	94	3.2
Ben Allison	28-1	289-10.3	17-42	.405	0-2	.000	18-30	.600	14	40	54	1.9	49	1	8	30	3	10	52	1.9
Frank Ben-Eze	27-0	185-6.9	15-40	.375	0-0	.000	7-12	.583	21	42	63	2.3	17	0	6	6	14	3	37	1.4
AJ Atkinson	12-0	19-1.6	4-5	.800	2-3	.667	0-0	.000	2	3	5	0.4	0	0	1	0	0	10	0.8	
Will Reigel	21-0	141-6.7	3-8	.375	0-1	.000	11-14	.786	21	14	35	1.7	26	0	15	3	1	3	17	0.8
Clay Torney	8-0	11-1.4	2-4	.500	1-1	1.000	0-0	.000	0	1	1	0.1	1	0	1	1	0	0	5	0.6
TEAM									51	52	103	3.1	0		13				0	
Total	33		819-1887	.434	258-750	.344	496-677	.733	419	795	1214	0.0	729	25	425	464	98	162	2392	72.5
Opponents	33		753-1740	.433	161-482	.334	599-850	.705	324	751	1075	0.0	659	-	340	427	124	201	2266	68.7

Conference Statistics

Player	GP-GS	Min.-Avg.	FGM-FGA	Pct.	3FGM-FGA	Pct.	FTM-FTA	Pct.	R-Off.	R-Def.	Rebs.	Avg.	PF	FO	A	TO	Blk.	Stl.	Points	Avg.
JP Kuhlman	18-18	587-32.6	71-171	.415	31-78	.397	69-84	.821	17	42	59	3.3	37	1	57	25	0	16	242	13.4
Jake Cohen	18-18	426-23.7	73-151	.483	16-42	.381	59-78	.756	41	80	121	6.7	58	3	9	39	25	5	221	12.3
Nik Cochran	18-0	403-22.4	60-125	.480	37-78	.474	61-71	.859	5	34	39	2.2	30	0	29	30	1	11	218	12.1
De'Mon Brooks	18-0	337-18.7	56-109	.514	4-12	.333	36-53	.679	39	55	94	5.2	58	0	19	23	4	10	152	8.4
Brendan McKillop	18-18	529-29.4	50-138	.362	43-128	.336	7-9	.778	9	33	42	2.3	38	1	42	22	1	11	150	8.3
Clint Mann	18-17	335-18.6	55-107	.514	0-3	.000	15-32	.469	28	39	67	3.7	64	5	10	38	5	10	125	6.9
Tom Dronoy	18-18	428-23.8	30-75	.400	6-24	.250	26-42	.619	20	48	68	3.8	40	0	34	34	1	9	92	5.1
Jordan Downing	16-0	118-7.4	15-50	.300	4-15	.267	1-3	.333	5	17	22	1.4	7	0	5	9	0	2	35	2.2
Ben Allison	18-1	168-9.3	11-23	.478	0-1	.000	10-20	.500	3	27	30	1.7	31	1	5	15	2	4	32	1.8
Chris Czerapowicz	15-0	100-6.7	6-29	.207	4-24	.167	1-1	1.000	2	10	12	0.8	10	0	3	5	1	3	17	1.1
AJ Atkinson	5-0	7-1.4	2-2	1.000	1-1	1.000	0-0	.000	2	2	4	0.8	0	0	0	0	0	0	5	1.0
Will Reigel	14-0	89-6.4	1-4	.250	0-0	.000	9-12	.750	14	8	22	1.6	16	0	13	3	1	1	11	0.8
Frank Ben-Eze	13-0	69-5.3	4-16	.250	0-0	.000	0-0	.000	8	16	24	1.8	6	0	2	3	4	2	8	0.6
Clay Torney	4-0	4-1.0	1-2	.500	0-0	.000	0-0	.000	0	1	1	0.3	0	0	1	0	0	0	2	0.5
TEAM									33	26	59	3.3	0		7				0	
Total	18		435-1002	.434	146-406	.360	294-405	.726	226	438	664	36.9	395	11	229	253	45	84	1310	72.8
Opponents	18		419-936	.448	89-268	.332	323-464	.696	158	408	566	31.4	381	-	185	225	61	108	1250	69.4



Dr. Leo M. Lambert
President



Dave Blank
Director of Athletics



Dr. Eric Hall
Faculty Athletics Rep.



Faith Shearer
Senior Woman Administrator



Erica Roberson
Men's Basketball SID



Quick Facts

Location: Elon, N.C.
 Founded: 1889
 Enrollment: 5,709
 Nickname: Phoenix
 Colors: Maroon and Gold
 President: Dr. Leo M. Lambert
 Athletics Director: Dave Blank

Media Relations

Director: Erica Roberson
 E-mail: eroberson2@elon.edu
 Office: (336) 278-6711
 Basketball Contact: Erica Roberson
 Cell: (336) 512-1614
 Fax: (336) 278-6768
 Press Row Phone: (336) 278-6747
 Website: www.elonphoenix.com

Basketball Facts

2010-11 Record: 14-17
 SoCon Record: 7-11 (4th, North)
 Home: 8-5
 Away: 5-9
 Neutral: 1-3

Arena: Alumni Gym (1,544)
 Arena Record: 76-52 (.594)

SoCon Titles: 1
 SoCon Tournament Titles: 0
 Last SoCon Tournament Title: n/a

NCAA Appearances: 0
 NCAA Record: 0-0
 NIT Appearances: 0
 NIT Record: 0-0

Letterwinners Returning/Lost: 10/6
 Starters Returning/Lost: 2/3



Elon senior Drew Spradlin

2011-12 Phoenix Roster

No.	Name	Pos.	Ht.	Wt.	Class	Hometown/Last School
0	Josh Bonney	G	5-10	175	Jr.	Houston, Texas/Lamar
1	Drew Spradlin	G	6-5	202	Sr.	Wheelersburg, Ohio/Wheelersburg
3	Lucas Weavil	G	5-11	175	So.	Greensboro, N.C./Greensboro Day School
10	Austin Hamilton	G	5-10	180	Fr.	Herndon, Va./Herndon
11	Kevin Blake	G	6-3	182	Fr.	Toronto, Canada/Oakwood Collegiate Inst.
12	Roger Dugas	F	6-8	215	Jr.	Georgeville, Quebec/St. Mary's Catholic School (NEDA)
14	John Moody	G	6-4	200	Jr.	Asheville, N.C./T.C. Roberson
20	Jack Isenbarger	G	6-2	180	So.	Zionsville, Ind./Zionsville
21	Ryley Beaumont	F	6-7	215	So.	Millersville, Md./Mt. St. Joseph
23	Eghoesa Edomwonyi	F	6-7	235	So.	Newark, N.J./Rice University
24	Sebastian Koch	G	6-8	190	Fr.	Munich, Germany/Christ School
31	Lucas Troutman	F	6-10	215	Fr.	Belton, S.C./Christ School
32	Ryan Winters	F	6-7	210	Fr.	Denver, Colo./Regis Jesuit
44	Brett Ervin	F	6-6	240	Jr.	Clarksburg, W.Va./Robert C. Byrd
45	Aaron Smith	G	5-11	175	Jr.	Raleigh, N.C./Cardinal Gibbons

2011-12 Schedule

Date	Opponent	Time
Nov. 11	at Massachusetts	9 p.m.
Nov. 15	SOUTH CAROLINA (SPSO)	7 p.m.
Nov. 18	RUTGERS-CAMDEN	8 p.m.
Nov. 22	at Princeton	7 p.m.
Nov. 25	at North Carolina State	7 p.m.
Nov. 30	FURMAN*	7 p.m.
Dec. 3	NAVY	2 p.m.
Dec. 5	at UNCG*	7 p.m.
Dec. 11	LYNCHBURG	2 p.m.
Dec. 17	at Dartmouth	12 p.m.
Dec. 22	at San Diego State	7:30 p.m.
Dec. 29	at North Carolina (ESPNU)	7 p.m.
Jan. 5	GEORGIA SOUTHERN*	7 p.m.
Jan. 8	COLUMBIA	2 p.m.
Jan. 12	at The Citadel*	7 p.m.
Jan. 14	at College of Charleston*	4 p.m.
Jan. 19	SAMFORD*	7 p.m.
Jan. 21	CHATTANOOGA*	7 p.m.
Jan. 26	at Western Carolina*	7 p.m.
Jan. 28	at Appalachian State*	2 p.m.
Feb. 2	COLLEGE OF CHARLESTON*	7 p.m.
Feb. 4	THE CITADEL*	7 p.m.
Feb. 6	APPALACHIAN STATE*	7 p.m.
Feb. 9	at Chattanooga* (ESPN3)	7 p.m.
Feb. 11	at Samford*	5 p.m.
Feb. 15	at Wofford*	7 p.m.
Feb. 18	WESTERN CAROLINA* (SoCon/ESPN3)	TBA
Feb. 23	at Davidson*	7 p.m.
Feb. 25	UNCG*	7 p.m.
March 2-5	at SoCon Tournament (at Asheville, N.C.)	TBA

* - Southern Conference game

All Times Eastern



Matt Matheny Head Coach

Hometown: Statesville, N.C.
Born: February 11, 1970
Education: Davidson, 1992
Coaching Career:
 Assistant Coach, Davidson, 1993-2003
 Assoc. Head Coach, Davidson, 2003-09
 Head Coach, Elon, 2009-present



Alumni Gym

Arena: Alumni Gym
Capacity: 1,544
Season Opened: 1949-50
First Game: Catawba 66, Elon 57 (January 14, 1950)
First Elon Win: Elon 72, Western Carolina 50 (February 1, 1950)
All-Time Alumni Gym Record: 76-52* (.594)
Largest Crowd: 1,934 (vs. Davidson, Feb. 27, 2010)
Largest Average Attendance: 1,359 in 2010-11 (20,389 in 15 games)
 * - Indicates record as a Division I member.


Year-by-Year Record

Year	School	Record	SoCon
2009-10	Elon	9-23	5-13
2010-11	Elon	14-17	7-11
Elon		23-40	12-24
Career		23-40	12-24

Assistant Coaches



Tim Sweeney



Will Roberson



Jack Wooten

Recent History

Year	Record	Conference	Place	Postseason
1996-97	16-14	6-8	5th (tie) - SAC	-
1997-98	13-14	-	-	-
1998-99	11-16	-	-	-
1999-2000	13-15	7-7	3rd (tie) - Big South	-
2000-01	9-20	4-10	7th - Big South	-
2001-02	13-16	7-7	5th - Big South	-
2002-03	12-15	8-6	2nd (tie) - Big South	-
2003-04	12-18	7-9	3rd (tie), North	-
2004-05	8-23	5-11	4th, North	-
2005-06	15-14	10-4	1st, North	-
2006-07	7-23	5-13	6th, North	-
2007-08	14-19	9-11	4th, North	-
2008-09	11-20	7-13	5th, North	-
2009-10	9-23	5-13	5th (tie), North	-
2010-11	14-17	7-11	4th, North	-

All-Time Coaching Records

Coach	Seasons	Years	W	L	Pct.
Unknown	1907-1911	4	1	3	.250
Robert S. Doak	1911-1915	4	26	33	.441
C.C. Johnson	1915-1920	5	22	50	.306
Frank B. Corboy	1920-1926	6	51	53	.491
William M. Jay	1926-27	1	12	10	.545
"Peahead" Walker	1927-1937	10	124	84	.596
Horace Hendrickson	1937-1942	5	95	21	.819
Lacy Adcox	1944-1946	2	21	25	.457
L.J. "Hap" Perry	1946-1947	1	16	10	.615
Garland Causey	1947-1948	1	10	12	.455
Harold Pope	1948-1949	1	7	22	.241
"Doc" Mathis	1949-1959	10	163	120	.576
Bill Miller	1959-1979	20	329	224	.595
Bill Morningstar	1979-1986	7	101	98	.508
Bob Burton	1986-1993	7	116	84	.580
Mark Simons	1993-2003	10	109	169	.392
Ernie Nestor	2003-09	6	67	114	.370
Matt Matheny	2009-present	2	23	40	.365



2010-11 Results

(14-17, 7-11, 4th North)

Date	Opponent	Result	Score	Attendance	Leading Scorer	Leading Rebounder
Nov. 12	at South Carolina	L	79-94	12408	(22) Jack Isenbarger	(10) Drew Spradlin
Nov. 15	COLL. OF NEW JERSEY	W	99-68	608	(29) Jack Isenbarger	(9) Lucas Troutman
Nov. 20	WAKE FOREST (GC)	L	70-89	2380	(17) Chris Long	(6) Lucas Troutman
Nov. 22	HAMPDEN-SYDNEY	W	76-56	703	(14) Drew Spradlin	(8) Chris Long
Nov. 26	at Maryland	L	57-76	12069	(23) Jack Isenbarger	(8) Roger Dugas
Dec. 01	at Furman*	L	65-80	1643	(22) Drew Spradlin	(9) Roger Dugas
Dec. 04	WOFFORD*	L	69-75	1206	(21) Chris Long	(6) Drew Spradlin
Dec. 07	GARDNER-WEBB	W	90-82	603	(23) Drew Spradlin	(7) Roger Dugas
Dec. 12	LYNCHBURG COLLEGE	W	102-63	578	(15) Jack Isenbarger	(10) Roger Dugas
Dec. 17	CHATTANOOGA*	L	65-71	523	(22) Jack Isenbarger	(6) Terrance Birdette
Dec. 20	at Duke	L	72-98	9314	(21) Jack Isenbarger	(10) Drew Spradlin
Dec. 22	at Navy	W	73-58	1837	(14) Drew Spradlin	(5) Drew Spradlin
Jan. 02	at Columbia	W	70-69	614	(22) Chris Long	(13) Roger Dugas
Jan. 05	NORTH CAROLINA STATE (GC)	L	72-87	3705	(20) Chris Long	(8) Ryley Beaumont
Jan. 08	SAMFORD*	W	67-54	1607	(26) Drew Spradlin	(5) Scott Grable
Jan. 10	at UNCG*	W	80-65	2706	(21) Chris Long	(8) Roger Dugas
Jan. 13	at Western Carolina*	L	63-70	2071	(19) Drew Spradlin	(11) Roger Dugas
Jan. 17	at Appalachian State*	L	71-79	2013	(15) Chris Long	(7) Scott Grable
Jan. 20	DAVIDSON*	W	77-70	1533	(28) Drew Spradlin	(5) Drew Spradlin
Jan. 22	GEORGIA SOUTHERN*	W	84-62	1607	(21) Drew Spradlin	(8) Drew Spradlin
Jan. 27	at Samford*	L	67-69	1101	(21) Chris Long	(9) Drew Spradlin
Jan. 29	at Chattanooga*	L	76-85	4451	(21) Drew Spradlin	(7) Scott Grable
Feb. 02	WESTERN CAROLINA*	L	58-74	1083	(23) Lucas Troutman	(8) Drew Spradlin
Feb. 05	APPALACHIAN STATE*	L	62-68	1607	(19) Lucas Troutman	(9) Lucas Troutman
Feb. 09	COLL. OF CHARLESTON*	L	67-85	1039	(11) Ryley Beaumont	(6) Lucas Troutman
Feb. 12	at The Citadel*	W	79-72	1511	(22) Drew Spradlin	(7) Sebastian Koch
Feb. 19	UNCG*	W	99-90	1607	(30) Chris Long	(22) Drew Spradlin
Feb. 24	at Davidson*	L	75-83	3288	(27) Chris Long	(5) Lucas Troutman
Feb. 26	at Georgia Southern*	W	72-57	2412	(16) Drew Spradlin	(5) Ryley Beaumont
March 04	vs The Citadel (SC)	W	85-74	2967	(21) Chris Long	(7) Chris Long
March 05	vs Coll. of Charleston (SC)	L	60-78	5597	(13) Drew Spradlin	(5) Lucas Troutman

* - Southern Conference game
 (GC) - at the Greensboro Coliseum in Greensboro, N.C.
 (SC) - Southern Conference Tournament in Chattanooga, Tenn.

2010-11 Statistics

Overall Statistics

Player	GP-GS	Min.-Avg.	FGM-FGA	Pct.	3FGM-FGA	Pct.	FTM-FTA	Pct.	R-Off.	R-Def.	Rebs.	Avg.	PF	FO	A	TO	Blk.	Stl.	Points	Avg.
Chris Long	31-31	1044-33.7	126-297	.424	54-160	.338	150-185	.811	19	59	78	2.5	73	2	188	69	2	53	456	14.7
Drew Spradlin	31-31	810-26.1	147-351	.419	57-157	.363	72-108	.667	32	94	126	4.1	74	1	39	58	6	16	423	13.6
Jack Isenbarger	31-0	737-23.8	102-263	.388	60-158	.380	59-71	.831	20	79	99	3.2	42	1	58	47	1	16	323	10.4
Lucas Troutman	31-0	623-20.1	98-210	.467	0-0	.000	76-117	.650	48	78	126	4.1	80	1	8	35	47	22	272	8.8
Roger Dugas	25-18	469-18.8	53-135	.393	28-82	.341	9-15	.600	34	82	116	4.6	40	0	15	18	1	9	143	5.7
Sebastian Koch	31-0	521-16.8	52-128	.406	40-104	.385	27-38	.711	17	61	78	2.5	34	0	28	21	5	9	171	5.5
Ryley Beaumont	31-10	590-19.0	59-121	.488	13-32	.406	24-35	.686	23	95	118	3.8	67	1	18	32	7	10	155	5.0
Terrance Birdette	31-31	567-18.3	53-126	.421	17-45	.378	23-36	.639	18	52	70	2.3	64	1	51	51	1	13	146	4.7
Scott Grable	31-31	495-16.0	39-68	.574	0-0	.000	30-50	.600	52	63	115	3.7	79	2	18	33	7	15	108	3.5
Brett Ervin	25-2	207-8.3	21-58	.362	14-41	.341	11-17	.647	11	22	33	1.3	21	0	0	6	0	3	67	2.7
Josh Bonney	2-0	21-10.5	1-4	.250	1-2	.500	2-3	.667	0	0	0	0.0	1	0	7	2	0	0	5	2.5
Aaron Smith	3-0	5-1.7	2-4	.500	1-3	.333	0-0	.000	0	0	0	0.0	0	0	0	1	0	0	5	1.7
Daniel Watts	22-0	87-4.0	9-15	.600	0-0	.000	1-2	.500	4	9	13	0.6	14	0	3	6	3	3	19	0.9
Lucas Weavil	3-0	4-1.3	1-1	1.000	0-0	.000	0-0	.000	0	0	0	0.0	2	0	0	1	0	0	2	0.7
John Moody	3-0	6-2.0	0-0	.000	0-0	.000	2-4	.500	0	1	1	0.3	1	0	0	1	1	1	2	0.7
Gary Pope	14-0	9-0.6	2-3	.667	0-0	.000	0-0	.000	0	1	1	0.1	6	0	2	0	0	1	4	0.3
David Meyer	4-1	5-1.3	0-2	.000	0-0	.000	0-0	.000	0	1	1	0.3	1	0	0	0	0	0	0	0.0
TEAM									43	45	88	2.8	0		10				0	
Total	31		765-1786	.428	285-784	.364	486-681	.714	321	742	1063	0.0	599	9	435	391	81	171	2301	74.2
Opponents	31		827-1790	.462	206-540	.381	441-657	.671	350	802	1152	0.0	624	-	389	427	94	183	2301	74.2

Conference Statistics

Player	GP-GS	Min.-Avg.	FGM-FGA	Pct.	3FGM-FGA	Pct.	FTM-FTA	Pct.	R-Off.	R-Def.	Rebs.	Avg.	PF	FO	A	TO	Blk.	Stl.	Points	Avg.
Drew Spradlin	18-18	494-27.4	97-217	.447	30-90	.333	49-72	.681	18	60	78	4.3	41	1	21	36	6	10	273	15.2
Chris Long	18-18	644-35.8	73-182	.401	34-103	.330	92-115	.800	11	31	42	2.3	42	1	114	36	1	34	272	15.1
Lucas Troutman	18-0	364-20.2	59-123	.480	0-0	.000	58-89	.652	19	51	70	3.9	49	1	4	20	31	13	176	9.8
Jack Isenbarger	18-0	412-22.9	44-134	.328	30-95	.316	22-28	.786	10	44	54	3.0	26	1	27	23	0	6	140	7.8
Sebastian Koch	18-0	318-17.7	29-75	.387	22-60	.367	23-28	.821	11	40	51	2.8	27	0	15	13	3	5	103	5.7
Ryley Beaumont	18-8	373-20.7	35-68	.515	9-20	.450	15-22	.682	19	54	73	4.1	48	1	12	21	4	5	94	5.2
Terrance Birdette	18-18	295-16.4	23-53	.434	10-22	.455	11-15	.733	9	23	32	1.8	31	0	26	25	1	7	67	3.7
Brett Ervin	15-1	156-10.4	17-44	.386	11-31	.355	10-15	.667	9	16	25	1.7	16	0	0	3	0	2	55	3.7
Scott Grable	18-18	286-15.9	23-41	.561	0-0	.000	19-29	.655	36	36	72	4.0	49	0	10	20	3	10	65	3.6
Roger Dugas	14-8	208-14.9	16-56	.286	6-36	.167	3-4	.750	14	37	51	3.6	15	0	8	6	0	4	41	2.9
John Moody	1-0	2-2.0	0-0	.000	0-0	.000	2-4	.500	0	0	0	0.0	0	0	0	0	0	0	2	2.0
Daniel Watts	11-0	39-3.5	4-8	.500	0-0	.000	0-0	.000	1	3	4	0.4	4	0	0	2	1	1	8	0.7
David Meyer	2-1	2-1.0	0-2	.000	0-0	.000	0-0	.000	0	1	1	0.5	1	0	0	0	0	0	0	0.0
Aaron Smith	1-0	1-1.0	0-1	.000	0-1	.000	0-0	.000	0	0	0	0.0	0	0	0	0	0	0	0	0.0
Gary Pope	11-0	5-0.5	0-1	.000	0-0	.000	0-0	.000	0	1	1	0.1	5	0	0	0	0	0	0	0.0
Lucas Weavil	1-0	1-1.0	0-0	.000	0-0	.000	0-0	.000	0	0	0	0.0	1	0	0	0	0	0	0	0.0
TEAM									25	28	53	2.9	0		5				0	
Total	18		420-1005	.418	152-458	.332	304-421	.722	182	425	607	33.7	355	5	237	210	50	97	1296	72.0
Opponents	18		460-1014	.454	123-328	.375	266-398	.668	209	462	671	37.3	376	-	217	237	48	88	1309	72.7



FURMAN



Rod Smolla
President



Dr. Gary Clark
Director of Athletics



Dr. Bill Pierce
Faculty Athletics Rep.



Elaine Baker
Senior Woman Administrator



Jordan Caskey
Men's Basketball SID



Quick Facts

Location:Greenville, S.C.
 Founded: 1826
 Enrollment: 2,600
 Nickname: Paladins
 Colors:Purple and White
 President:.....Dr. Rod Smolla
 Athletics Director:Dr. Gary Clark
 Press Row Phone: (864) 294-3620

Media Relations

Director: Hunter Reid
 E-mail: hunter.reid@furman.edu
 Office: (864) 294-2061
 Basketball Contact:Jordan Caskey
 E-mail:jordan.caskey@furman.edu
 Office: (864) 294-3065
 Cell: (864) 567-1654
 Fax: (864) 294-3061
 Website: ... www.furmanpaladins.com

Basketball Facts

2010-11 Record:22-11
 SoCon Record: 12-6 (3rd, South)
 Home: 11-2
 Away:9-8
 Neutral:2-1

Arena:Timmons Arena (5,000)
 Arena Record: 123-64 (.658)

SoCon Titles:5
 SoCon Tournament Titles:6
 Last SoCon Tournament Title: 1980

NCAA Appearances:6
 NCAA Record:1-7 (.125)
 NIT Appearances:1
 NIT Record:0-1 (.000)

Letterwinners Returning/Lost:8/7
 Starters Returning/Lost:1/4

2011-12 Schedule

Date	Opponent	Time
Nov. 11	Roanoke College	7:30 p.m.
Nov. 14	at Columbia	7 p.m.
Nov. 17	Mercer	7 p.m.
Nov. 20	Loyola Chicago	2 p.m.
Nov. 25	at Clemson	7 p.m.
Nov. 30	at Elon*	7 p.m.
Dec. 3	at Davidson*	7 p.m.
Dec. 6	Virginia-Wise	7 p.m.
Dec. 11	Jacksonville	4 p.m.
Dec. 17	at Western Kentucky	8 p.m.
Dec. 20	at Presbyterian	7 p.m.
Dec. 23	at Georgia (CSS)	7 p.m.
Dec. 30	at UNC Wilmington	7 p.m.
Jan. 5	The Citadel*	7 p.m.
Jan. 7	College of Charleston* (CSS)	2:30 p.m.
Jan. 12	at Appalachian State* (ESPN3)	7 p.m.
Jan. 14	at Western Carolina*	2 p.m.
Jan. 19	Georgia Southern*	7 p.m.
Jan. 21	Wofford*	4 p.m.
Jan. 26	at College of Charleston*	7 p.m.
Jan. 28	at The Citadel*	7 p.m.
Feb. 1	Davidson*	7 p.m.
Feb. 4	UNCG* (SoCon/ESPN3)	TBA
Feb. 6	at Georgia Southern*	7:30 p.m.
Feb. 9	Appalachian State*	7 p.m.
Feb. 11	Western Carolina*	4 p.m.
Feb. 18	at Samford*	5 p.m.
Feb. 23	Chattanooga*	7 p.m.
Feb. 25	at Wofford*	7 p.m.
March 2-5	at SoCon Tournament (at Asheville, N.C.)	TBA

* - Southern Conference game

All Times Eastern



Furman junior Colin Reddick

2011-12 Paladins Roster

No.	Name	Pos.	Ht.	Wt.	Class	Hometown/Last School
0	Tyler Bisack	G	6-3	185	Fr.	Fairfield, Conn./Cheshire Academy
3	Richard Brown	G	5-11	170	So.	Charlotte, N.C./Charlotte Latin School
4	Tyler Hunt	F	6-7	232	Fr.	Oswego, N.Y./IMG Academy
5	Aaron O'Neill	G	6-0	180	Fr.	Cincinnati, Ohio/Cincinnati Hills Christian Acad.
10	Jordan Loyd	G	6-3	190	Fr.	Atlanta, Ga./Milton
11	David Brown	G	5-10	170	Fr.	Mauldin, S.C./J.L. Mann
12	Charlie Reddick	G	6-5	185	So.	Powder Springs, Ga./McEachern
15	Bryant Irwin	F	6-7	220	Jr.	Bridgeport, W.Va./Saint Joseph's University
20	Graham Rogers	G	5-11	170	So.	Greer, S.C./Riverside
22	Bobby Austin	G	6-3	200	Sr.	Cincinnati, Ohio/LaSalle
24	Brandon Sebirumbi	F	6-9	230	Sr.	Keller, Texas/Keller Central
31	Keith Belfield	G/F	6-6	205	Fr.	Charlotte, N.C./Cannon School
32	Bryson Barnes	F	6-6	205	Sr.	Atlanta, Ga./Westlake
35	Dominic Early	G/F	6-5	185	Fr.	Atlanta, Ga./Hillgrove
43	Colin Reddick	F	6-9	240	Jr.	Powder Springs, Ga./McEachern
44	Chris Toler	F	6-9	235	Sr.	Indianapolis, Ind./North Central



Jeff Jackson Head Coach

Hometown: New York, N.Y.
Born: May 1, 1961
Education: B.S., Cornell, 1984
Coaching:
 Student Assistant, Cornell, 1983-85
 Grad. Assistant, Southern California, 1985-86
 Assistant, St. Bonaventure, 1986-89
 Assistant, Colorado State, 1989-92
 Assistant, Stanford, 1992-96
 Head Coach, New Hampshire, 1996-99
 Assistant, Vanderbilt, 1999-06



Timmons Arena

Arena: Timmons Arena
Capacity: 5,000
Date Opened: December 30, 1997
First Game: Furman 72, N.E. Illinois 69 (Dec. 17, 1997)
First FUR Win: Furman 72, N.E. Illinois 69 (Dec. 17, 1997)
All-Time Timmons Arena Record: 123-64 (.658)
Largest Crowd: 4,300 vs. South Carolina (Jan. 26, 1998)
Largest Average Attendance: 2,110 in 1997-98 (21,097 in 10 games)

Year-by-Year Record

Year	School	Record	SoCon
1996-97	New Hampshire	7-20	
1997-98	New Hampshire	10-17	
1998-99	New Hampshire	4-23	
2006-07	Furman	15-16	8-10
2007-08	Furman	7-23	6-14
2008-09	Furman	6-24	4-16
2009-10	Furman	13-17	7-11
2010-11	Furman	22-11	12-6
New Hampshire		21-60	
Furman		63-91	37-57
Career		83-151	37-57

Recent History

Year	Record	Conference	Place	Postseason
1996-97	10-17	4-10	5th, South	-
1997-98	9-20	5-9	5th, South	-
1998-99	12-16	5-11	5th, South	-
1999-2000	14-18	5-10	5th (tie), South	-
2000-01	10-16	5-11	6th, South	-
2001-02	17-14	7-9	5th, South	-
2002-03	14-17	8-8	3rd (tie), South	-
2003-04	17-12	8-8	4th, South	-
2004-05	16-13	9-7	4th, South	-
2005-06	15-13	8-7	4th, South	-
2006-07	15-16	8-10	3rd, South	-
2007-08	7-23	6-14	5th, South	-
2008-09	6-24	4-16	6th, South	-
2009-10	13-17	7-11	5th, South	-
2010-11	22-11	12-6	3rd, South	-

Assistant Coaches



Bob Richey



David Willson



Brian Thornton

All-Time Coaching Records

Coach	Seasons	Years	W	L	Pct.
W.L. Laval	1919-27	8	74	66	.529
A.W. Norman	1927-28	1	20	5	.800
A.P. McLeod	1928-33	5	75	19	.798
Flucie Stewart	1933-35	2	12	20	.375
Bob Smith	1935-42	7	57	77	.425
Selwyn Edwards	1944-45	1	2	14	.125
Lyles Alley	1945-49, '50-66	20	247	259	.488
Melvin Bell	1949-50	1	9	12	.429
Frank Selvy	1966-70	4	44	59	.427
Joe Williams	1970-78	8	142	87	.620
Eddie Holbrook	1978-82	4	65	48	.576
Jene Davis	1982-85	3	28	58	.368
Butch Estes	1985-94	9	135	122	.525
Joe Cantafio	1994-97	3	30	51	.370
Larry Davis	1997-06	9	122	141	.464
Jeff Jackson	2006-present	5	63	91	.409

Postseason History

Furman in the NCAA Tournament (1-7)

3/13/71	Fordham	L	105-74	East Regional
3/10/73	Syracuse	L	83-82	East Regional
3/9/74	South Carolina	W	75-67	East Regional
3/14/74	Pittsburgh	L	81-78	East Regional
3/16/74	Providence	L	95-83	East Regional
3/15/75	Boston College	L	82-76	East Regional
3/12/78	Indiana	L	63-62	East Regional
3/6/80	No. 7 Tennessee	L	80-69	East Regional

Furman in the NIT (0-1)

3/15/91	West Virginia	L	86-67	First Round
---------	---------------	---	-------	-------------

Furman in the CollegInsider.com Tournament (0-1)

3/15/11	at East Tennessee State	L	76-63	First Round
---------	-------------------------	---	-------	-------------



2010-11 Results

(22-11, 12-6, 3rd South)

Date	Opponent	Result	Score	Attendance	Leading Scorer	Leading Rebounder
Nov. 12	NORTH GREENVILLE	W	72-54	2289	(18) Amu Saaka	(11) Colin Reddick
Nov. 16	UNC ASHEVILLE	W	69-67	1705	(14) Amu Saaka (14) Darryl Evans	(10) Chris Toler
Nov. 19	at Kent State	L (OT)	74-78	3423	(21) Amu Saaka	(11) Amu Saaka
Nov. 23	at South Carolina State	W	59-55	444	(23) Amu Saaka	(9) Amu Saaka
Nov. 28	at Penn State	L	49-70	5181	(12) Justin Dehm	(5) Amu Saaka
Dec. 01	ELON*	W	80-65	1643	(24) Amu Saaka	(8) Noah States (8) Colin Reddick (8) Amu Saaka
Dec. 06	at UNCG*	W	81-68	2895	(26) Jordan Miller	(6) Amu Saaka
Dec. 12	at Middle Tennessee State	W	76-61	3806	(18) Noah States	(7) Jordan Miller
Dec. 18	at North Florida	W	60-49	804	(19) Jordan Miller	(7) Colin Reddick
Dec. 22	SOUTH CAROLINA	W	91-75	2717	(20) Amu Saaka	(8) Darryl Evans
Dec. 29	at Central Florida (UCF)	L	53-71	7111	(17) Amu Saaka	(8) Amu Saaka (13) Colin Reddick
Dec. 30	vs Northeastern (UCF)	W	75-62		(16) Jordan Miller	(8) Amu Saaka (8) Noah States
Jan. 03	UVA-WISE	W	82-55	802	(21) Amu Saaka	(8) Amu Saaka
Jan. 06	COLL. OF CHARLESTON*	L	72-76	2078	(27) Amu Saaka	(7) Amu Saaka
Jan. 08	THE CITADEL*	W	88-67	1862	(20) Amu Saaka	(5) Amu Saaka (5) Colin Reddick
Jan. 12	at Davidson*	L	70-79	3404	(21) Jordan Miller	(4) Darryl Evans
Jan. 15	at Georgia Southern*	W	74-56	1416	(21) Amu Saaka	(10) Noah States
Jan. 20	SAMFORD*	W	74-55	1504	(21) Jordan Miller	(7) Noah States
Jan. 22	CHATTANOOGA*	W	85-59	2646	(30) Amu Saaka	(8) Amu Saaka (8) Colin Reddick
Jan. 24	at Wofford	W (OT)	73-68	2594	(22) Amu Saaka	(6) Amu Saaka (6) Darryl Evans
Jan. 27	at Western Carolina*	L	41-65	2083	(7) Amu Saaka	(5) Darryl Evans
Jan. 29	APPALACHIAN STATE	W	81-61	2135	(31) Amu Saaka	(9) Noah States
Feb. 03	at The Citadel*	W	59-55	2289	(12) Darryl Evans (12) Noah States	(9) Amu Saaka
Feb. 05	at Coll. of Charleston*	L	54-73	5081	(18) Amu Saaka	(6) Amu Saaka
Feb. 10	GEORGIA SOUTHERN*	W	54-45	1561	(14) Amu Saaka	(7) Brandon Sebirumbi
Feb. 12	DAVIDSON*	W	88-79	2782	(24) Darryl Evans	(10) Colin Reddick
Feb. 19	at Samford*	W	70-63	535	(23) Amu Saaka	(9) Amu Saaka
Feb. 21	at Chattanooga*	L	59-75	5107	(20) Noah States	(5) Noah States (5) Amu Saaka (5) Colin Reddick
Feb. 26	WOFFORD*	L	65-79	2802	(14) Darryl Evans	(6) Amu Saaka (6) Colin Reddick
March 04	vs Samford (SC)	W	61-48	2967	(23) Jordan Miller	(7) Amu Saaka
March 05	at Chattanooga (SC)	W	61-52	5597	(21) Jordan Miller	(10) Amu Saaka
March 06	vs Coll. of Charleston (SC)	L	58-63	3510	(11) Jordan Miller	(9) Amu Saaka
March 15	at East Tennessee State (CIT)	L	63-76	2019	(12) Jordan Miller (12) Charlie Reddick	(8) Brandon Sebirumbi

* - Southern Conference game
 (UCF) - UCF Holiday Classic in Orlando, Fla.
 (SC) - Southern Conference Tournament in Chattanooga, Tenn.
 (CIT) - Collegelinsider.com Tournament

2010-11 Statistics

Overall Statistics

Player	GP-GS	Min.-Avg.	FGM-FGA	Pct.	3FGM-FGA	Pct.	FTM-FTA	Pct.	R-Off.	R-Def.	Rebs.	Avg.	PF	FO	A	TO	Blk.	Stl.	Points	Avg.
Amu Saaka	33-33	1043-31.6	167-362	.461	50-139	.360	130-149	.872	68	145	213	6.5	84	2	35	58	10	24	514	15.6
Jordan Miller	30-30	813-27.1	110-266	.414	48-136	.353	70-94	.745	12	64	76	2.5	63	1	52	51	14	20	338	11.3
Noah States	28-27	676-24.1	106-209	.507	41-89	.461	38-51	.745	21	107	128	4.6	86	4	51	44	23	12	291	10.4
Darryl Evans	33-33	1012-30.7	90-198	.455	36-101	.356	71-109	.651	17	82	99	3.0	65	0	114	66	6	39	287	8.7
Brandon Sebirumbi	33-30	745-22.6	86-144	.597	0-0	.000	74-113	.655	61	60	121	3.7	95	0	27	40	18	13	246	7.5
Justin Dehm	33-3	706-21.4	65-152	.428	48-109	.440	24-30	.800	1	49	50	1.5	31	0	49	40	1	18	202	6.1
Colin Reddick	33-3	518-15.7	65-155	.419	0-0	.000	46-68	.676	63	90	153	4.6	63	1	25	39	23	15	176	5.3
Bryson Barnes	13-0	97-7.5	10-37	.270	2-12	.167	11-17	.647	10	21	31	2.4	15	0	3	7	3	0	33	2.5
Charlie Reddick	29-0	188-6.5	24-60	.400	7-27	.259	14	21-.667	19	24	43	1.5	29	0	7	19	3	8	69	2.4
Chris Toler	33-6	424-12.8	29-70	.414	0-0	.000	11	22-.500	27	41	68	2.1	55	2	10	27	10	9	69	2.1
Neil Duval	15-0	50-3.3	4-10	.400	0-0	.000	5	7-.714	6	2	8	0.5	3	0	0	2	0	0	13	0.9
Richard Brown	29-0	279-9.6	6-37	.162	4-18	.222	8	11-.727	4	19	23	0.8	25	0	25	23	2	10	24	0.8
Bobby Austin	14-0	88-6.3	3-12	.250	2-5	.400	1	2-.500	6	13	19	1.4	6	0	6	4	0	2	9	0.6
Garrett Copeland	5-0	6-1.2	0-0	.000	0-0	.000	0	0-.000	0	1	1	0.2	0	0	0	0	1	0	0	0.0
Graham Rogers	4-0	5-1.3	0-0	.000	0-0	.000	0	0-.000	0	0	0	0.0	1	0	0	0	0	0	0	0.0
TEAM									53	49	102	3.1	0			16			0	
Total	33		765-1712	.447	238-636	.374	503-694	.725	368	767	1135	0.0	621	10	404	436	114	170	2271	68.8
Opponents	33		731-1727	.423	181-550	.329	481-703	.684	352	688	1040	0.0	655	-	357	412	78	195	2124	64.4

Conference Statistics

Player	GP-GS	Min.-Avg.	FGM-FGA	Pct.	3FGM-FGA	Pct.	FTM-FTA	Pct.	R-Off.	R-Def.	Rebs.	Avg.	PF	FO	A	TO	Blk.	Stl.	Points	Avg.
Amu Saaka	18-18	576-32.0	99-198	.500	31-77	.403	72-82	.878	28	76	104	5.8	49	2	18	25	4	9	301	16.7
Noah States	17-17	441-25.9	70-136	.515	26-56	.464	30-39	.769	11	70	81	4.8	54	3	38	27	16	11	196	11.5
Jordan Miller	15-15	409-27.3	52-133	.391	21-63	.333	39-49	.796	5	31	36	2.4	30	1	26	17	5	8	164	10.9
Darryl Evans	18-18	576-32.0	56-114	.491	23-59	.390	28-47	.596	9	42	51	2.8	32	0	64	30	1	20	163	9.1
Brandon Sebirumbi	18-18	404-22.4	43-78	.551	0-0	.000	45-69	.652	26	30	56	3.1	53	0	16	17	9	7	131	7.3
Colin Reddick	18-0	287-15.9	41-86	.477	0-0	.000	34-43	.791	29	50	79	4.4	31	1	14	26	16	3	116	6.4
Justin Dehm	18-3	425-23.6	34-82	.415	23-60	.383	17-21	.810	1	30	31	1.7	11	0	32	17	0	16	108	6.0
Bryson Barnes	7-0	59-8.4	6-22	.273	2-8	.250	4-8	.500	3	11	14	2.0	8	0	3	4	1	0	18	2.6
Charlie Reddick	15-0	84-5.6	13-28	.464	4-13	.308	4-8	.500	11	9	20	1.3	11	0	2	9	3	3	34	2.3
Neil Duval	6-0	16-2.7	1-3	.333	0-0	.000	4-4	1.000	1	0	1	0.2	2	0	0	0	0	0	6	1.0
Bobby Austin	7-0	52-7.4	2-8	.250	2-4	.500	1-2	.500	0	10	10	1.4	4	0	3	2	0	1	7	1.0
Chris Toler	18-1	179-9.9	7-20	.350	0-0	.000	3-9	.333	9	19	28	1.6	21	0	4	10	3	2	17	0.9
Richard Brown	14-0	112-8.0	1-16	.063	1-10	.100	4-7	.571	1	7	8	0.6	14	0	13	8	1	3	7	0.5
Graham Rogers	2-0	3-1.5	0-0	.000	0-0	.000	0-0	.000	0	0	0	0.0	1	0	0	0	0	0	0	0.0
Garrett Copeland	2-0	2-1.0	0-0	.000	0-0	.000	0-0	.000	0	1	1	0.5	0	0	0	0	1	0	0	0.0
TEAM									32	27	59	3.3	0			6			0	
Total	18		425-924	.460	133-350	.380	285-388	.735	166	413	579	32.2	321	7	233	198	60	83	1268	70.4
Opponents	18		418-959	.436	105-314	.334	247-360	.686	187	390	577	32.1	362	-	215	207	31	91	1188	66.0



GEORGIA SOUTHERN



*Dr. Brooks A. Keel
President*



*Sam Baker
Director of Athletics*



*Dr. Chris Geyerman
Faculty Athletics Rep.*



*Cathy Beene
Senior Woman Administrator*



*AJ Henderson
Men's Basketball SID*



Quick Facts

Location: Statesboro, Ga.
 Founded: 1906
 Enrollment: 19,691
 Nickname: Eagles
 Colors: Blue and White
 President: Dr. Brooks A. Keel
 Athletics Director: Sam Baker

Media Relations

Interim Director: Barrett Gilham
 E-mail: bgilham@georgiasouthern.edu
 Office: (912) 478-0352
 Basketball Contact: AJ Henderson
 Email: ajhenderson@georgiasouthern.edu
 Cell: (912) 678-5052
 Office: (912) 478-5071
 Fax: (912) 478-0046
 Press Row Phone: (912) 478-5289
 Website:
 www.georgiasoutherneagles.com

Basketball Facts

2010-11 Record: 5-27
 SoCon Record: 1-17 (6th, South)
 Home: 5-10
 Away: 0-14
 Neutral: 0-3

Arena: Hanner Fieldhouse (4,358)
 Arena Record: 363-148 (.710)

SoCon Titles: 4
 SoCon Tournament Titles: 0
 Last SoCon Tournament Title: n/a

NCAA Appearances: 3
 NCAA Record: 0-3 (.000)
 NIT Appearances: 3
 NIT Record: 0-3 (.000)

Letterwinners Returning/Lost: 8/3
 Starters Returning/Lost: 4/1



Georgia Southern sophomore Eric Ferguson

2011-12 Eagles Roster

No.	Name	Pos.	Ht.	Wt.	Class	Hometown/Last School
0	Ben Drayton III	G	5-10	175	Sr.	St. Marys, Ga./Camden County
1	Jessie Pernell	G	6-1	198	Fr.	North Augusta, S.C./North Augusta
2	Sam Mike	F	6-6	203	So.	Atlanta, Ga./Columbia)
3	Eric Ferguson	G	6-7	186	So.	Statesboro, Ga./The Winchendon School
4	Tracy Ham Jr.	G	5-8	138	Fr.	McDonough, Ga./Union Grove
5	Jelani Hewitt	G	6-2	186	So.	Oakland Park, Fla./Northeast
10	Marvin Baynham	F	6-6	193	So.	Miami, Fla./Miami Norland
11	Tré Bussey	G	6-2	161	So.	Lithia Springs, Ga./Lithia Springs
12	Joe Goydish	G	5-10	167	Fr.	Marietta, Ga./Walton
24	Chad Waddell	G	6-1	198	Fr.	Evans, Ga./Greenbrier
25	Tyrone Brown	F	6-8	207	Fr.	Millen, Ga./Jenkins County
32	Cameron Baskerville	F	6-7	220	Jr.	Marietta, Ga./Whitefield Academy
34	Kameron Dunnican	C	6-8	198	So.	Sumter, S.C./Sumter
50	Willie Powers III	G	6-2	200	Sr.	Gainesville, Fla./P.K. Yonge

2011-12 Schedule

Date	Opponent	Time
Nov. 11	VALPARAISO	7:30 p.m.
Nov. 16	at Wake Forest (FSN-South)	7 p.m.
Nov. 18	WEBBER INTERNATIONAL	7 p.m.
Nov. 23	at South Florida	7 p.m.
Nov. 27	at Southern Methodist	3 p.m.
Dec. 1	CHATTANOOGA*	7 p.m.
Dec. 3	APPALACHIAN STATE*	7 p.m.
Dec. 10	at Eastern Kentucky	7 p.m.
Dec. 19	at South Alabama	8 p.m.
Dec. 22	at Georgia State	7 p.m.
Dec. 30	at Auburn (CSS)	7 p.m.
Jan. 2	BREWTON PARKER	7:30 p.m.
Jan. 5	at Elon*	7 p.m.
Jan. 7	at Davidson* (SoCon/ESPN3)	TBA
Jan. 12	SAMFORD*	7 p.m.
Jan. 14	at Wofford*	7 p.m.
Jan. 19	at Furman*	7 p.m.
Jan. 21	COLLEGE OF CHARLESTON*	7:30 p.m.
Jan. 23	THE CITADEL*	7 p.m.
Jan. 26	at Samford* (ESPN3)	8 p.m.
Jan. 28	at Chattanooga*	7:30 p.m.
Feb. 4	at Western Carolina*	2 p.m.
Feb. 6	FURMAN*	7:30 p.m.
Feb. 9	WOFFORD*	7 p.m.
Feb. 11	at The Citadel*	7 p.m.
Feb. 18	UNCG*	7:30 p.m.
Feb. 23	at College of Charleston*	7 p.m.
Feb. 25	DAVIDSON*	7 p.m.
March 2-5	at SoCon Tournament	TBA
	(at Asheville, N.C.)	

* - Southern Conference game

All Times Eastern



Charlton Young Head Coach

Hometown: Miami, Fla.
Born: August 15, 1971
Education: B.S., Georgia Southern, 1994
Coaching Career:
 Administrative Assistant, Auburn, 1995-96
 Assistant, Auburn, 1996-97
 Assistant, Jacksonville, 1997-99
 Assistant, Northeastern, 1999-2000
 Assistant, Auburn, 2000-04
 Assoc. Head Coach, Chattanooga, 2004-05
 Assistant, Georgia Tech, 2005-2009
 Head Coach, Georgia Southern, 2009-10



Hanner Fieldhouse

Arena: Hanner Fieldhouse
Capacity: 4,358
Season Opened: 1969-70
First Game: Georgia Southern vs. Louisiana Tech (Louisiana Tech won 80-77)
First GSU Win: Georgia Southern 88, Valdosta State 80 (1969-70)
All-Time Hanner Fieldhouse Record: 363-148 (.710)
Largest Crowd: 5,303 vs. Arkansas-Little Rock in 1988-89
Largest Average Attendance Average: 2,729 in 1988-89 (32,748 in 12 games)

Year-by-Year Record

Year	School	Record	SoCon
2009-10	Georgia Southern	9-23	6-12
2010-11	Georgia Southern	5-27	1-17
Georgia Southern		14-50	7-29
Career		14-50	7-29

Recent History

Year	Record	Conference	Place	Postseason
1996-97	10-18	5-9	4th, South	-
1997-98	10-18	4-10	5th, South	-
1998-99	11-17	6-10	4th, South	-
1999-2000	16-12	10-6	2nd, South	-
2000-01	15-15	9-7	2nd (tie), South	-
2001-02	16-12	9-7	1st (tie), South	-
2002-03	16-13	8-8	3rd (tie), South	-
2003-04	21-8	11-5	1st (tie), South	-
2004-05	18-13	10-6	2nd (tie), South	-
2005-06	20-10	11-4	1st, South	NIT
2006-07	15-16	7-11	4th, South	-
2007-08	0-12	0-7	2nd, South	-
2008-09	1-22	0-15	5th, South	-
2009-10	9-23	6-12	6th, South	-
2010-11	5-27	1-17	6th, South	-


Assistant Coaches



Steve Smith



Pershin Williams



Chris Capko

All-Time Coaching Records

Coach	Seasons	Years	W	L	Pct.
B.L. "Crook" Smith	1930-42	12	116	60	.659
George Cukro	1946-47	1	8	12	.400
J.B. Searce	1947-67; 77-80	23	396	225	.638
Frank Radovich	1967-70	3	48	24	.667
J.E. Rowe	1970-74	4	57	46	.553
Larry Chapman	1974-77	3	35	45	.438
John Nelson	1980-81	1	5	22	.186
Frank Kerns	1981-94	13	244	118	.674
Doug Durham	1994-95	1	7	20	.259
Gregg Polinsky	1995-99	4	34	76	.309
Jeff Price	1999-09	10	138	133	.509
Charlton Young	2009-present	2	14	50	.219

Postseason History

Georgia Southern in the NCAA Tournament (0-3)

3/15/83	Robert Morris	L	64-54	Midwest Regional
3/13/87	Syracuse	L	79-73	East Regional
3/20/92	Oklahoma State	L	100-73	Southeast Regional

Georgia Southern in the NIT (0-3)

3/17/88	Georgia	L	53-48	First Round
3/16/89	UAB	L	83-74	First Round
3/14/06	Charlotte	L	77-61	First Round

2010-11 Results

(5-27, 1-17, 6th South)

Date	Opponent	Result	Score	Attendance	Leading Scorer	Leading Rebounder
Nov. 12	at Notre Dame	L	61-98	8165	(26) Eric Ferguson	(7) Rory Spencer
Nov. 15	CARVER COLLEGE	W	91-83	1663	(28) Jelani Hewitt	(9) Rory Spencer
Nov. 18	REINHARDT UNIVERSITY	W	101-84	1544	(17) Jelani Hewitt	(7) Cameron Baskerville
Nov. 21	at South Florida	L	63-76	2722	(19) Ben Drayton	(6) Rory Spencer
Nov. 23	at Texas Tech	L	79-103	8133	(21) Ben Drayton	(6) Marvin Baynham
Nov. 26	vs Chicago State (SP)	L	59-64		(13) Rory Spencer	(13) Cameron Baskerville
					(13) Ben Drayton	(7) Jelani Hewitt
Nov. 27	vs Miss. Valley State (SP)	L	64-75		(24) Ben Drayton	(12) Eric Ferguson
Dec. 02	at The Citadel*	L	52-65	2058	(14) Ben Drayton	(7) Sam Mike
Dec. 04	at Coll. of Charleston*	L	84-92	2417	(21) Tre Bussey	(11) Marvin Baynham
Dec. 11	BREWTON PARKER	W	86-74	1170	(22) Eric Ferguson	(10) Eric Ferguson
Dec. 14	at Cincinnati	L	54-99		(16) Rory Spencer	(9) Rory Spencer
					(16) Eric Ferguson	
Dec. 18	SOUTH ALABAMA	L	58-68	1153	(13) Jelani Hewitt	(6) Eric Ferguson
Dec. 22	GEORGIA STATE	W (OT)	74-72	1467	(19) Ben Drayton	(7) Eric Ferguson
Dec. 29	at Auburn	L (OT)	84-88	6793	(19) Eric Ferguson	(12) Eric Ferguson
Jan. 02	EASTERN KENTUCKY	L	73-79	1144	(18) Ben Drayton	(6) Rory Spencer
Jan. 05	WESTERN CAROLINA*	L	58-81	1163	(21) Eric Ferguson	(8) Marvin Baynham
Jan. 08	at Appalachian State*	L	51-79	1011	(16) Ben Drayton	(7) Rory Spencer
Jan. 12	WOFFORD*	L	65-74	1328	(15) Ben Drayton	(4) Jelani Hewitt
Jan. 15	FURMAN*	L	56-74	1416	(16) Ben Drayton	(9) Eric Ferguson
Jan. 20	at UNCG*	L	75-87	2461	(24) Eric Ferguson	(6) Eric Ferguson
Jan. 22	at Elon*	L	62-84	1607	(18) Jelani Hewitt	(13) Rory Spencer
Jan. 26	COLL. OF CHARLESTON*	L	61-65	1768	(20) Ben Drayton	(6) Rory Spencer
Jan. 31	DAVIDSON*	L	66-73	1617	(14) Jelani Hewitt	(8) Marvin Baynham
					(14) Ben Drayton	
Feb. 03	at Chattanooga*	L	66-75	3048	(24) Ben Drayton	(6) Eric Ferguson
Feb. 05	SAMFORD*	L	50-58	2312	(16) Ben Drayton	(6) Eric Ferguson
Feb. 10	at Furman*	L	45-54	1561	(16) Zuri James	(9) Ben Drayton
Feb. 12	at Wofford*	L	61-69	1921	(31) Ben Drayton	(7) Eric Ferguson
Feb. 16	at Davidson*	L	56-83	3437	(16) Ben Drayton	(8) Eric Ferguson
Feb. 19	THE CITADEL*	W	65-53	1406	(15) Ben Drayton	(6) Ben Drayton
					(6) Eric Ferguson	
Feb. 24	UNCG*	L	56-57	1504	(11) Rory Spencer	(6) Cameron Baskerville
Feb. 26	ELON*	L	57-72	2412	(16) Eric Ferguson	(8) Eric Ferguson
March 04	vs Appalachian State (SC)	L	57-65	2183	(16) Ben Drayton	(7) Marvin Baynham

* - Southern Conference game
 (SP) - South Padre Island Invitational in South Padre Island, Texas
 (SC) - Southern Conference Tournament in Chattanooga, Tenn.

2010-11 Statistics

Overall Statistics

Player	GP-GS	Min.-Avg.	FGM-FGA	Pct.	3FGM-FGA	Pct.	FTM-FTA	Pct.	R-Off.	R-Def.	Rebs.	Avg.	PF	FO	A	TO	Blk.	Stl.	Points	Avg.
Ben Drayton	32-32	1184-37.0	185-385	.481	20-76	.263	114-159	.717	35	79	114	3.6	74	1	146	113	1	60	504	15.8
Eric Ferguson	31-26	894-28.8	135-292	.462	5-26	.192	98-141	.695	68	107	175	5.6	109	6	48	97	26	46	373	12.0
Rory Spencer	29-24	679-23.4	89-189	.471	0-0	.000	94-133	.707	48	99	147	5.1	94	5	23	59	35	23	272	9.4
Jelani Hewitt	32-29	934-29.2	102-269	.379	39-122	.320	45-62	.726	23	92	115	3.6	84	2	80	116	4	62	288	9.0
Tre Bussey	30-10	671-22.4	73-180	.406	39-104	.375	20-28	.714	12	43	55	1.8	52	1	28	41	2	18	205	6.8
Zuri James	30-15	671-22.4	50-140	.357	35-94	.372	21-25	.840	8	31	39	1.3	44	3	33	35	0	19	156	5.2
Marvin Baynham	32-14	662-20.7	60-103	.583	0-0	.000	34-67	.507	45	75	120	3.8	123	12	10	37	10	21	154	4.8
Cameron Baskerville	28-9	490-17.5	37-75	.493	4-13	.308	22-31	.710	26	52	78	2.8	71	2	12	44	8	24	100	3.6
Austin Younker	3-0	1-0.3	0-0	.000	0-0	.000	3-4	.750	0	0	0	0.0	1	0	0	0	0	0	3	1.0
Sam Mike	27-1	182-6.7	12-23	.522	0-0	.000	2-4	.500	13	19	32	1.2	44	2	1	13	2	1	26	1.0
Justin Taylor	10-0	82-8.2	2-5	.400	0-0	.000	5-12	.417	4	11	15	1.5	6	0	0	5	0	2	9	0.9
Team									34	48	82	2.6	1		15				0	
Total	32		745-1661	.449	142-435	.326	458-666	.688	316	656	972	0.0	703	35	381	575	88	276	2090	65.3
Opponents	32		823-1694	.486	214-586	.365	563-813	.692	341	720	1061	0.0	633	-	471	510	91	259	2423	75.7

Conference Statistics

Player	GP-GS	Min.-Avg.	FGM-FGA	Pct.	3FGM-FGA	Pct.	FTM-FTA	Pct.	R-Off.	R-Def.	Rebs.	Avg.	PF	FO	A	TO	Blk.	Stl.	Points	Avg.
Ben Drayton	18-18	663-36.8	104-217	.479	9-31	.290	68-92	.739	22	49	71	3.9	49	1	89	70	1	31	285	15.8
Eric Ferguson	17-12	458-26.9	66-148	.446	4-15	.267	46-59	.780	37	51	88	5.2	52	2	16	41	13	19	182	10.7
Rory Spencer	16-14	348-21.8	43-84	.512	0-0	.000	34-51	.667	26	42	68	4.3	49	2	10	37	16	8	120	7.5
Jelani Hewitt	18-18	509-28.3	51-147	.347	19-65	.292	14-18	.778	9	47	56	3.1	52	2	39	59	3	37	135	7.5
Tre Bussey	16-4	346-21.6	37-92	.402	22-56	.393	11-16	.688	7	18	25	1.6	18	0	7	16	0	9	107	6.7
Zuri James	17-13	509-29.9	37-104	.356	25-70	.357	10-12	.833	5	24	29	1.7	25	0	21	30	0	10	109	6.4
Marvin Baynham	18-6	355-19.7	31-55	.564	0-0	.000	14-34	.412	28	40	68	3.8	66	6	3	18	8	13	76	4.2
Cameron Baskerville	15-4	247-16.5	18-37	.486	4-10	.400	11-14	.786	10	21	31	2.1	35	0	4	20	5	10	51	3.4
Sam Mike	14-1	106-7.6	8-14	.571	0-0	.000	1-2	.500	9	12	21	1.5	21	1	0	6	1	0	17	1.2
Justin Taylor	8-0	59-7.4	1-4	.250	0-0	.000	2-8	.250	3	7	10	1.3	5	0	0	2	0	2	4	0.5
Team									25	32	57	3.2	0		9				0	
Total	18		396-902	.439	83-247	.336	211-306	.690	181	343	524	29.1	372	14	189	308	47	139	1086	60.3
Opponents	18		446-907	.492	124-323	.384	279-396	.705	179	385	564	31.3	322	-	241	267	58	133	1295	71.9



UNCG



*Dr. Linda P. Brady
Chancellor*



*Kim Record
Director of Athletics*



*Dr. Terry Ackerman
Faculty Athletics Rep.*



*Jody Smith
Senior Woman Administrator*



*Cris Belvin
Men's Basketball SID*



Quick Facts

Location:Greensboro, N.C.
 Founded: 1891
 Enrollment:18,425
 Nickname:..... Spartans
 Colors: Gold, White and Navy
 Chancellor:.....Dr. Linda P. Brady
 Athletics Director: Kim Record

Media Relations

Director: Cris Belvin
 E-mail: gcbelvin@uncg.edu
 Office: (336) 334-5615
 Basketball Contact: Cris Belvin
 Cell: (918) 625-2152
 Fax: (336) 334-3182
 Press Row Phone: (336) 218-5343
 Website: www.uncgspartans.com

Basketball Facts

2010-11 Record: 7-24
 SoCon Record: 6-12 (5th, North)
 Home: 3-12
 Away: 3-11
 Neutral: 1-1

Arena: Greensboro Coliseum (7,617)
 Arena Record: 17-30 (362)

SoCon Titles: 1
 SoCon Tournament Titles: 1
 Last SoCon Tournament Title: 2001

NCAA Appearances: 2
 NCAA Record: 0-2
 NIT Appearances: 1
 NIT Record: 0-1

Letterwinners Returning/Lost: 11-1
 Starters Returning/Lost: 4-1



UNCG junior Kyle Randall

2011-12 Spartans Roster

No.	Name	Pos.	Ht.	Wt.	Class	Hometown/Last School
00	David Williams	G	6-6	205	So.	Jacksonville, Fla./First Coast
1	Drew Parker	G	6-1	179	So.	LaPorte, Texas/LaPorte
2	Thomas Sumpter	G	6-2	170	Fr.	Durham, N.C./Jordan
3	Derrell Armstrong	G	6-1	215	Jr.	Mechanicsville, Md./Allegany CC
4	Kendall Bethea	G	6-2	210	So.	Lincolnton, N.C./East Lincoln
11	Korey Van Dussen	G	6-1	175	Jr.	Zeeland, Mich./Zeeland East
12	Kyle Randall	G	5-10	172	Jr.	Youngstown, Ohio/Kennedy (Pa.) Catholic
13	Aloysius Henry	F	6-10	230	Sr.	St. Lucia, Windward Islands/Three Rivers CC
15	Trevis Simpson	G/F	6-4	185	So.	Douglas, Ga./Coffee
21	Elhanan Bone	F	6-5	220	Sr.	Sandersville, Ga./Washington County
31	Nicholas Paulos	G/F	6-7	185	Fr.	Salt Lake City, Utah/New Hampton (N.H.) School
33	Tyler McNeely	F	6-3	220	So.	Princeton, N.J./Blair Academy
34	Cody Henegar	F	6-8	202	So.	South Pittsburg, Tenn./Marion County
41	Aaron Brackett	F	6-8	240	Sr.	Virginia Beach, Va./Allegany CC
50	Brian Cole	F/C	6-8	232	Jr.	Dacula, Ga./Dacula
51	Taylor Hoffer	F	6-5	210	So.	Poulsbo, Wash./North Kitsap

2011-12 Schedule

Date	Opponent	Time
Nov. 11	at Tennessee \$ (FSN-South)	7 p.m.
Nov. 14	at Georgetown \$ (MASN)	7 p.m.
Nov. 17	UNC PEMBROKE	7 p.m.
Nov. 19	at Middle Tennessee %	6 p.m.
Nov. 20	vs. Belmont or Towson %	2/4:30 p.m.
Nov. 28	vs. North Carolina A&T #	7 p.m.
Dec. 1	at Appalachian State*	7 p.m.
Dec. 3	at Western Carolina*	4:30 p.m.
Dec. 5	ELON*	7 p.m.
Dec. 11	at Florida State (FSN-South)	1 p.m.
Dec. 16	EAST CAROLINA	7 p.m.
Dec. 19	at Duke (FSN-South)	2 p.m.
Dec. 22	VCU (ESPN3)	7 p.m.
Dec. 30	at Richmond	4 p.m.
Jan. 2	at Miami (FSN-South)	9 p.m.
Jan. 5	DAVIDSON*	7 p.m.
Jan. 12	at College of Charleston*	7 p.m.
Jan. 14	at The Citadel*	7 p.m.
Jan. 19	CHATTANOOGA*	7 p.m.
Jan. 22	SAMFORD*	2 p.m.
Jan. 26	APPALACHIAN STATE*	7 p.m.
Jan. 28	WESTERN CAROLINA*	2 p.m.
Feb. 2	THE CITADEL*	7 p.m.
Feb. 4	at Furman* (SoCon/ESPN3)	TBA
Feb. 9	at Samford*	8 p.m.
Feb. 11	at Chattanooga*	7 p.m.
Feb. 15	COLLEGE OF CHARLESTON*	7 p.m.
Feb. 18	at Georgia Southern*	7:30 p.m.
Feb. 21	WOFFORD*	7 p.m.
Feb. 25	at Elon*	7 p.m.
March 2-5	at SoCon Tournament (at Asheville, N.C.)	TBA

* - Southern Conference game

\$ - EA Sports Maui Invitational

% - EA Sports Maui Invitational (Murfreesboro, Tenn.)

- Greensboro Coliseum (N.C. A&T home game)

All Times Eastern



Mike Dement Head Coach

Hometown: Louisburg, N.C.
Birth Date: April 10, 1954
Education: B.S., East Carolina, 1976
Coaching:
 Assistant, Duke, 1982-83
 Assistant, Cornell, 1983-85
 Assistant, East Carolina, 1985-86
 Head Coach, Cornell, 1986-91
 Head Coach, UNCG, 1991-95
 Head Coach, SMU, 1995-04
 Head Coach, UNCG, 2005-present



Greensboro Coliseum

Arena: Greensboro Coliseum
Capacity: 7,617/23,000
Date Opened: 2959
First Game: Virginia Wesleyan 82, UNCG 67 (1977-78)
First UNCG Win: UNCG 80, Greensboro College 69 (Dec. 5, 1981)
All-Time Greensboro Coliseum Record: 17-30 (.362)
Largest Crowd: 21,124 vs. Duke (Dec. 31, 2005)
Largest Average Attendance: 4,261 in 2010-11 (63,916 in 15 games)

Year-by-Year Record

Year	School	Record	SoCon
1986-87	Cornell	15-11	
1987-88	Cornell	17-10	
1988-89	Cornell	10-16	
1989-90	Cornell	12-17	
1990-91	Cornell	13-13	
1991-92	UNCG	7-21	
1992-93	UNCG	10-17	
1993-94	UNCG	15-12	
1994-95	UNCG	23-6	
1995-96	SMU	8-20	
1996-97	SMU	16-12	
1997-98	SMU	18-10	
1998-99	SMU	15-15	
1999-00	SMU	21-9	
2000-01	SMU	18-12	
2001-02	SMU	15-14	
2002-03	SMU	17-13	
2003-04	SMU	10-15	
2005-06	UNCG	12-19	4-10
2006-07	UNCG	16-14	12-6
2007-08	UNCG	19-12	12-8
2008-09	UNCG	5-25	4-16
2009-10	UNCG	8-23	6-12
2010-11	UNCG	7-24	6-12
Cornell		67-67	
SMU		138-120	
UNCG		122-173	44-64
Career		327-360	44-64

Recent History

Year	Record	Conference	Place	Postseason
1996-97	10-20	6-8	5th (tie) - Big South	-
1997-98	9-19	6-9	4th (tie), North	-
1998-99	7-20	5-11	5th, North	-
1999-2000	15-13	9-7	3rd, North	-
2000-01	19-12	10-6	2nd, North	NCAA
2001-02	20-10	11-5	1st (tie), North	NIT
2002-03	7-22	3-13	5th (tie), North	-
2003-04	11-17	7-9	3rd (tie), North	-
2004-05	18-12	9-7	2nd (tie), North	-
2005-06	12-19	4-10	5th, North	-
2006-07	16-14	12-6	2nd, North	-
2007-08	19-12	12-8	3rd, North	-
2008-09	5-25	4-16	6th, North	-
2009-10	8-23	6-12	3rd (tie), North	-
2010-11	7-24	6-12	5th, North	-

Assistant Coaches



Corey Gipson



Wes Miller



Kevin Oleksiak

All-Time Coaching Records

Coach	Seasons	Years	W	L	Pct.
Jim Swiggett	1967-75	8	45	113	.285
Jack Mehl	1975-78	3	27	41	.397
Larry Hargett	1978-82	4	55	46	.545
Ed Douma	1982-84	2	28	23	.549
Bob McEvoy	1984-91	7	92	96	.489
Randy Peele	1995-99	4	46	69	.400
Fran McCaffery	1999-05	6	90	87	.508
Mike Dement	1991-95, 05-present	10	122	173	.414

Postseason History

UNCG in the NCAA Tournament (0-2)

3/15/96	No. 7 Cincinnati	L	66-61	Southeast Regional
3/15/01	No. 1 Stanford	L	89-60	West Regional

UNCG in the NIT (0-1)

2002	Memphis	L	82-62	First Round
------	---------	---	-------	-------------



2010-11 Results

(7-24, 6-12, 5th North)

Date	Opponent	Result	Score	Attendance	Leading Scorer	Leading Rebounder
Nov. 12	at VCU	L	86-101	7094	(26) Brandon Evans	(8) David Williams
Nov. 14	FLORIDA STATE	L	73-97	3675	(16) David Williams	(9) Cody Henegar
Nov. 21	VIRGINIA TECH	L	70-92	3734	(15) Kyle Randall	(6) Aaron Brackett
Nov. 27	at East Carolina	L	53-81	3168	(13) Korey Van Dussen	(6) Aloysius Henry
Nov. 29	NORTH CAROLINA A&T	L	70-82	4192	(23) Kyle Randall	(6) Korey Van Dussen
Dec. 02	at Wofford*	L	70-92	1084	(18) Aloysius Henry	(15) Aloysius Henry
Dec. 06	FURMAN*	L	68-81	2895	(16) Brandon Evans	(7) David Williams
Dec. 08	at Maryland	L	56-99	12788	(18) Kyle Randall	(7) Aloysius Henry
Dec. 15	at Wake Forest	L	67-69	8340	(15) Kyle Randall	(8) Aloysius Henry
Dec. 19	at Clemson	L	61-71	5500	(20) Korey Van Dussen	(5) Brandon Evans
Dec. 22	RICHMOND	L	53-63	2317	(14) Trevis Simpson	(7) Trevis Simpson
Dec. 29	DUKE	L	62-108	22178	(14) Aaron Brackett	(10) Aloysius Henry
Jan. 06	SAMFORD*	L	64-68	2196	(15) Korey Van Dussen	(7) Brandon Evans
Jan. 08	CHATTANOOGA	L	65-70	2654	(17) Aloysius Henry	(8) Aloysius Henry
Jan. 10	ELON*	L	65-80	2706	(15) Brian Cole	(11) Aloysius Henry
Jan. 13	at Appalachian State*	W	75-74	2152	(28) Aaron Brackett	(8) Aaron Brackett
Jan. 17	DAVIDSON*	W	77-69	2792	(33) Trevis Simpson	(15) Aaron Brackett
Jan. 20	GEORGIA SOUTHERN*	W	87-75	2461	(14) Trevis Simpson	(8) Aaron Brackett
Jan. 27	at Chattanooga*	L (2 OT)	110-111	3336	(14) David Williams	(11) Aaron Brackett
Jan. 29	at Samford*	W	91-72	1348	(33) Korey Van Dussen	(5) Korey Van Dussen
Feb. 02	APPALACHIAN STATE*	L (OT)	78-80	3372	(26) Brandon Evans	(6) Aaron Brackett
Feb. 05	at Western Carolina*	L	73-83	3112	(26) Aloysius Henry	(11) Brandon Evans
Feb. 07	THE CITADEL*	W	86-74	2481	(21) Brandon Evans	(10) Aaron Brackett
Feb. 12	at Coll. of Charleston*	L	69-87	4048	(24) Brian Cole	(7) Trevis Simpson
Feb. 15	MIAMI (FLA.)	L	58-78	3102	(17) Trevis Simpson	(7) Aaron Brackett
Feb. 19	at Elon*	L	90-99	1607	(13) Kyle Randall	(7) Aaron Brackett
Feb. 21	WESTERN CAROLINA*	L	66-70	3161	(26) Brandon Evans	(9) Brandon Evans
Feb. 24	at Georgia Southern*	W	57-56	1504	(18) Brandon Evans	(9) Aaron Brackett
Feb. 26	at Davidson*	L	67-78	3762	(18) Brandon Evans	(8) Aaron Brackett
March 04	vs Davidson (SC)	W	71-64	2183	(15) Trevis Simpson	(10) Trevis Simpson
March 05	vs Western Carolina (SC)	L	66-77	3499	(17) Trevis Simpson	(11) Brandon Evans

* - Southern Conference game
 (SC) - Southern Conference Tournament in Chattanooga, Tenn.

2010-11 Statistics

Overall Statistics

Player	GP-GS	Min.-Avg.	FGM-FGA	Pct.	3FGM-FGA	Pct.	FTM-FTA	Pct.	R-Off.R-Def.	Rebs.	Avg.	PF	FO	A	TO	Blk.	Stl.	Points	Avg.	
Brandon Evans	31-20	729-23.5	106-236	.449	46-109	.422	111-137	.810	38	90	128	4.1	58	0	42	56	3	37	369	11.9
Trevis Simpson	27-9	622-23.0	115-266	.432	29-82	.354	59-84	.702	39	58	97	3.6	74	4	21	46	5	14	318	11.8
Aloysius Henry	31-28	695-22.4	103-235	.438	1-9	.111	87-137	.635	44	106	150	4.8	95	1	9	57	17	13	294	9.5
Kyle Randall	30-29	954-31.8	98-274	.358	30-93	.323	57-74	.770	15	54	69	2.3	53	0	103	69	1	22	283	9.4
Korey Van Dussen	31-21	807-26.0	96-220	.436	33-90	.367	46-61	.754	33	60	93	3.0	72	1	71	51	2	37	271	8.7
Aaron Brackett	31-26	756-24.4	92-187	.492	2-10	.200	30-49	.612	47	138	185	6.0	86	4	11	45	17	20	216	7.0
Brian Cole	31-2	439-14.2	79-166	.476	23-64	.359	15-23	.652	23	25	48	1.5	57	1	5	17	12	6	196	6.3
David Williams	31-16	573-18.5	50-109	.459	8-22	.364	34-65	.523	43	54	97	3.1	114	8	31	66	13	38	142	4.6
Cody Henegar	25-1	164-6.6	19-54	.352	5-16	.313	7-12	.583	13	23	36	1.4	11	0	0	8	5	2	50	2.0
Drew Parker	31-3	460-14.8	19-63	.302	8-26	.308	11-16	.688	6	27	33	1.1	21	0	60	48	0	14	57	1.8
Taylor Hoffer	3-0	4-1.3	1-1	1.000	0-0	.000	0-0	.000	0	0	0	0.0	2	0	0	0	0	0	2	0.7
Elhanan Bone	5-0	10-2.0	1-4	.250	1-1	1.000	0-2	.000	0	2	2	0.4	1	0	0	0	1	1	3	0.6
Tyler McNeely	3-0	1-0.3	0-1	.000	0-0	.000	1-2	.500	1	0	1	0.3	0	0	0	1	0	0	1	0.3
Darrius Sellers	9-0	56-6.2	1-3	.333	0-0	.000	0-2	.000	0	5	5	0.6	16	0	0	7	0	1	2	0.2
Brandon Davis	5-0	5-1.0	0-1	.000	0-0	.000	0-0	.000	0	1	1	0.2	0	0	0	0	0	0	0	0.0
Robby Dilmore	1-0	0-0.0	0-0	.000	0-0	.000	0-0	.000	0	0	0	0.0	0	0	0	0	0	0	0	0.0
Isaac Swindell	1-0	0-0.0	0-0	.000	0-0	.000	0-0	.000	0	0	0	0.0	0	0	0	0	0	0	0	0.0
Kendall Bethea	1-0	0-0.0	0-0	.000	0-0	.000	0-0	.000	0	0	0	0.0	0	0	0	0	0	0	0	0.0
TEAM									61	50	111	3.6	0		3				0	
Total	31		780-1820	.429	186-522	.356	458-664	.690	363	693	1056	0.0	660	19	353	474	76	205	2204	71.1
Opponents	31		850-1796	.473	247-646	.382	554-780	.710	375	760	1135	0.0	568	-	464	442	111	265	2501	80.7

Conference Statistics

Player	GP-GS	Min.-Avg.	FGM-FGA	Pct.	3FGM-FGA	Pct.	FTM-FTA	Pct.	R-Off.R-Def.	Rebs.	Avg.	PF	FO	A	TO	Blk.	Stl.	Points	Avg.	
Brandon Evans	18-10	442-24.6	76-160	.475	32-74	.432	78-93	.839	21	54	75	4.2	30	0	26	34	1	26	262	14.6
Trevis Simpson	16-5	389-24.3	80-159	.503	21-53	.396	41-57	.719	20	33	53	3.3	47	3	12	24	5	10	222	13.9
Aloysius Henry	18-15	363-20.2	53-126	.421	0-1	.000	51-80	.638	20	62	82	4.6	55	1	3	30	9	7	157	8.7
Kyle Randall	18-18	562-31.2	52-153	.340	16-55	.291	29-38	.763	10	28	38	2.1	30	0	59	38	1	13	149	8.3
Korey Van Dussen	18-12	454-25.2	53-132	.402	21-57	.368	22-32	.688	16	37	53	2.9	44	1	40	22	0	22	149	8.3
Brian Cole	18-0	262-14.6	56-109	.514	17-45	.378	8-13	.615	16	16	32	1.8	28	0	2	9	8	4	137	7.6
Aaron Brackett	18-18	490-27.2	59-113	.522	1-2	.500	16-32	.500	28	87	115	6.4	49	2	8	22	10	12	135	7.5
David Williams	18-12	341-18.9	31-56	.554	4-11	.364	24-42	.571	24	31	55	3.1	66	5	22	34	9	27	90	5.0
Drew Parker	18-0	278-15.4	14-37	.378	5-15	.333	7-10	.700	2	19	21	1.2	16	0	37	24	0	8	40	2.2
Taylor Hoffer	2-0	2-1.0	1-1	1.000	0-0	.000	0-0	.000	0	0	0	0.0	2	0	0	0	0	0	2	1.0
Cody Henegar	13-0	64-4.9	5-17	.294	2-8	.250	1-2	.500	4	8	12	0.9	1	0	0	2	1	0	13	1.0
Darrius Sellers	3-0	24-8.0	1-1	1.000	0-0	.000	0-2	.000	0	1	1	0.3	7	0	0	3	0	0	2	0.7
Tyler McNeely	1-0	1-1.0	0-1	.000	0-0	.000	0-0	.000	1	0	1	1.0	0	0	1	0	0	0	0	0.0
Brandon Davis	3-0	3-1.0	0-1	.000	0-0	.000	0-0	.000	0	0	0	0.0	0	0	0	0	0	0	0	0.0
TEAM									25	38	63	3.5	0		1				0	
Total	18		481-1066	.451	119-321	.371	277-401	.691	187	414	601	33.4	375	12	209	244	44	129	1358	75.4
Opponents	18		480-1030	.466	150-392	.383	309-423	.730	194	448	642	35.7	344	-	251	256	43	124	1419	78.8



SAMFORD



Dr. Andrew Westmoreland
President



Martin Newton
Director of Athletics



Dr. Chris Metress
Faculty Athletics Rep.



Michelle Durban
Senior Woman Administrator



Zac Schrieber
Men's Basketball SID



Quick Facts

Location:Birmingham, Ala.
 Founded: 1841
 Enrollment: 4,715
 Nickname: Bulldogs
 Colors: Red and Blue
 President:.....Dr. Andrew Westmoreland
 Athletics Director:Martin Newton

Media Relations

Director:Joey Mullins
 E-mail:jmmulli1@samford.edu
 Office: (205) 726-2799
 Basketball Contact:Zac Schrieber
 E-mail:zdschrie@samford.edu
 Office: (205) 726-2802
 Cell: (205) 532-3476
 Fax: (205) 726-2545
 Press Row Phone: (205) 726-2377
 Website: . www.samfordbulldogs.com

Basketball Facts

2010-11 Record: 12-19
 SoCon Record: 4-14 (6th, North)
 Home: 6-8
 Away: 5-9
 Neutral: 1-2

Arena: Pete Hanna Center (5,000)
 Arena Record: 30-26 (.536)

SoCon Titles: 0
 SoCon Tournament Titles: 0
 Last SoCon Tournament Title: n/a

NCAA Appearances: 2
 NCAA Record: 0-2
 NIT Appearances: 0
 NIT Record: 0-0

Letterwinners Returning/Lost: 9/4
 Starters Returning/Lost: 3/2



Samford junior Gregg Wooten

2011-12 Bulldogs Roster

No.	Name	Pos.	Ht.	Wt.	Class	Hometown/Last School
1	Drew Windler	C	6-9	195	So.	South Milwaukee, Wis./South Milwaukee
2	Brandon Hayman	G	6-3	190	Fr.	Braselton, Ga./Mill Creek
5	Jeffrey Merritt	G	6-6	205	Sr.	Oklahoma City, Okla./Bishop McGuinness
10	Connor Miller	G	6-3	170	Fr.	Stanley, Wis./Regis-Eau Claire
11	Raijon Kelly	G	6-4	175	Fr.	Maplewood, Minn./Cretin-Derham Hall
12	John Peterson	F	6-7	190	Sr.	Boca Raton, Fla./Boca Raton
14	Kaylin Johnson	G	6-0	185	Sr.	Baton Rouge, La./Parkview Baptist
15	Hamilton Bailey	G	6-4	190	So.	Atlanta, Ga./Holy Innocents' Episcopal School
21	Gregg Wooten	G	6-2	195	Jr.	Memphis, Tenn./Briarcrest Christian School
23	Matthew Friday	C	6-8	235	Sr.	Grapevine, Texas/Colleyville Heritage
24	Will Cook	G	6-4	185	So.	Dallas, Texas/Hillcrest
25	Devin McNeil	G	6-0	185	Fr.	Birmingham, Ala./Central Park Christian
33	Levi Barnes	C	6-10	205	So.	Douglasville, Ga./Heirway Christian Academy
35	Tyler Hood	F	6-6	210	R-Fr.	Kingston, Tenn./Lenoir City

2011-12 Schedule

Date	Opponent	Time
Nov. 12	YOUNGSTOWN STATE	8 p.m.
Nov. 18	at Jacksonville	7 p.m.
Nov. 22	GEORGIA STATE	8 p.m.
Nov. 26	at Texas-Arlington	8 p.m.
Dec. 1	WESTERN CAROLINA*	8 p.m.
Dec. 5	TEXAS-SAN ANTONIO	8 p.m.
Dec. 7	MERCER	8 p.m.
Dec. 10	LINDSEY WILSON	5 p.m.
Dec. 17	SPRING HILL	5 p.m.
Dec. 20	at Kentucky (ESPN2)	7 p.m.
Dec. 28	at Sam Houston State	8 p.m.
Dec. 31	at Maryland (FSN-South)	2 p.m.
Jan. 5	APPALACHIAN STATE*	8 p.m.
Jan. 7	at The Citadel*	7 p.m.
Jan. 12	at Georgia Southern*	7 p.m.
Jan. 14	CHATTANOOGA* (SoCon/ESPN3)	TBA
Jan. 19	at Elon*	7 p.m.
Jan. 22	at UNCG*	2 p.m.
Jan. 26	GEORGIA SOUTHERN* (ESPN3)	8 p.m.
Jan. 28	DAVIDSON*	5 p.m.
Jan. 30	COLLEGE OF CHARLESTON*	8 p.m.
Feb. 2	at Appalachian State*	7 p.m.
Feb. 4	at Wofford*	2 p.m.
Feb. 9	UNCG*	8 p.m.
Feb. 11	ELON*	5 p.m.
Feb. 15	at Davidson*	7 p.m.
Feb. 18	FURMAN*	5 p.m.
Feb. 23	at Western Carolina*	7 p.m.
Feb. 25	at Chattanooga*	7 p.m.
March 2-5	at SoCon Tournament (at Asheville, N.C.)	TBA

* - Southern Conference game

All Times Eastern



Jimmy Tillette Head Coach

Hometown: New Orleans, La.
Born: April 8, 1950
Education: Our Lady of Holy Cross, 1975
Coaching:
 Assistant, Jesuit (La.) High, 1975-82
 Head Coach, De La Salle (La.) High, 1982-89
 Assistant, Mississippi State, 1989-90
 Assistant, Tulane, 1990-91
 Assistant, Samford, 1991-97
 Head Coach, Samford, 1997-present



Pete Hanna Center

Arena: Pete Hanna Center
Capacity: 5,000
Date Opened: November 1, 2007
First Game: Belmont 82, Samford 73 (Nov. 15, 2007) (1,518)
First Samford Win: Samford 73, Brewton Parker 30 (Nov. 24, 2007) (302)
All-Time Hanna Center Record: 30-26 (.536)
Largest Crowd: 5,116 vs. Davidson (Jan. 31, 2009)
Largest Average Attendance: 1,186 in 2009-10 (16,608 in 14 games)


Year-by-Year Record

Year	School	Record	SoCon
1997-98	Samford	14-13	-
1998-99	Samford	24-6	-
1999-2000	Samford	21-11	-
2000-01	Samford	15-14	-
2001-02	Samford	15-14	-
2002-03	Samford	13-15	-
2003-04	Samford	12-16	-
2004-05	Samford	15-13	-
2005-06	Samford	20-11	-
2006-07	Samford	16-16	-
2007-08	Samford	14-16	-
2008-09	Samford	16-16	9-11
2009-10	Samford	11-20	5-13
2010-11	Samford	12-19	4-14
Samford Career		218-200	18-38
Career		218-200	18-38


Assistant Coaches



Paul Kelly



Lee Burgess



Terrence Johnson

All-Time Coaching Records

Coach	Seasons	Years	W	L	Pct.
Unknown Coaches			14	10	.583
J.B. Longwell	1916-17	1	3	5	.375
R.E. Mitchell	1917-18	1	4	3	.571
Chester "Chet" Dillon	1918-20, 1925-27	4	20	37	.351
R.C. Marshall	1920-22	2	6	14	.300
George W. Yarbrough	1923-24	1	3	8	.273
Toby Stubbs	1924-25	1	1	9	.100
Eddie McLane	1927-31, 32-34	6	38	72	.345
Wilbur Eaton	1931-32	1	6	20	.231
William "Billy" Bancroft	1934-38	4	50	37	.575
Jim Stuart	1938-42	4	58	37	.611
Euil "Snitz" Snider	1942-43	1	10	5	.667
Donald Lance	1946-47	1	11	10	.524
Herman Roberson	1947-50	3	42	37	.532
Earl Gartman	1950-55	5	71	73	.493
Virgil Ledbetter	1955-59, 63-65	6	56	83	.403
Walt Barnes	1959-63	4	61	40	.604
John Edwards	1965-68	3	32	40	.444
Van Washer	1968-72	4	46	55	.455
Ron Harris	1972-75	3	20	57	.260
Fred Crowell	1975-79	4	28	76	.269
Cliff Wettig	1979-81	2	18	36	.333
Mike Hanks	1981-84	3	46	38	.548
Mel Hankinson	1984-87	3	38	47	.447
Ed McLane	1987-91	4	27	83	.245
John Brady	1991-97	6	89	77	.536
Jimmy Tillette	1997-present	14	218	200	.522

Recent History

Year	Record	Conference	Place	Postseason
1996-97	19-9	12-6	1st, West - TAAC	-
1997-98	14-13	9-8	2nd, West - TAAC	-
1998-99	24-6	15-1	1st - TAAC	NCAA
1999-2000	21-11	12-6	3rd (tie) - TAAC	NCAA
2000-01	15-14	11-7	3rd (tie) - TAAC	-
2001-02	15-14	12-8	4th (tie) - TAAC	-
2002-03	13-15	9-7	3rd, North - ASun	-
2003-04	12-16	7-9	5th (tie) - OVC	-
2004-05	15-13	10-6	4th - OVC	-
2005-06	20-11	14-6	2nd - OVC	-
2006-07	16-16	12-8	5th - OVC	-
2007-08	14-16	10-10	5th (tie) - OVC	-
2008-09	16-16	9-11	3rd (tie), North	-
2009-10	11-20	5-13	5th (tie), North	-
2010-11	12-19	4-14	6th, North	-

Postseason History

Samford in the NCAA Tournament (0-2)

3/21/99	vs. St. John's	L	43-69	South Regional
3/16/00	vs. Syracuse	L	65-79	South Regional

2010-11 Results

(12-19, 4-14, 6th North)

Date	Opponent	Result	Score	Attendance	Leading Scorer	Leading Rebounder
Nov. 12	at Youngstown State	L	61-64	1729	(19) Jeffrey Merritt	(11) Jeffrey Merritt
Nov. 15	TENNESSEE-WESLEYAN	W	57-54	415	(14) Josh Bedwell	(12) Jeffrey Merritt
Nov. 19	at Auburn (GS)	W	79-68	5240	(30) Josh Davis	(7) Jeffrey Merritt
Nov. 20	vs Middle Tennessee State (GS)	L	55-68		(15) Drew Windler	(7) Jeffrey Merritt
Nov. 21	vs Campbell (GS)	W	60-56		(12) Jeffrey Merritt	(5) Josh Bedwell
Nov. 24	JACKSONVILLE	L	49-60	511	(15) Kaylin Johnson	(11) Jeffrey Merritt
Nov. 27	at Georgia State	W (OT)	70-61	611	(20) Kaylin Johnson	(7) Jeffrey Merritt
Dec. 02	WESTERN CAROLINA*	W	63-58	550	(14) Gregg Wooten	(8) Jeffrey Merritt
Dec. 04	APPALACHIAN STATE*	L	69-78	603	(20) Jeffrey Merritt	(9) Jeffrey Merritt
Dec. 11	UT ARLINGTON	W	68-60	851	(13) Jeffrey Merritt	(7) Josh Davis
Dec. 18	ASBURY UNIVERSITY	W	80-67	751	(13) Andy King	(7) Jeffrey Merritt
Dec. 20	at UT-San Antonio	W	74-73	1432	(22) Josh Davis	(9) Jeffrey Merritt
Dec. 22	at Creighton	L	40-58	16550	(21) Josh Bedwell	(4) Jeffrey Merritt
Dec. 31	EASTERN MICHIGAN	W	55-51	651	(9) Jeffrey Merritt	(3) Josh Davis
Jan. 06	at UNCG*	W	68-64	2196	(13) Gregg Wooten	(3) Jeffrey Merritt
Jan. 08	at Elon	L	54-67	1607	(17) Jeffrey Merritt	(7) Jeffrey Merritt
Jan. 15	at Chattanooga	L	60-65	3258	(13) Drew Windler	(5) Josh Davis
Jan. 17	THE CITADEL*	L	50-61	744	(21) Josh Bedwell	(10) Jeffrey Merritt
Jan. 20	at Furman*	L	55-74	1504	(18) Andy King	(6) John Peterson
Jan. 22	at Wofford*	L	43-81	1620	(11) Gregg Wooten	(4) Drew Windler
Jan. 27	ELON*	W	69-67	1101	(11) John Peterson	(5) Kaylin Johnson
Jan. 29	UNCG*	L	72-91	1348	(15) Jeffrey Merritt	(6) Jeffrey Merritt
Feb. 03	DAVIDSON*	L	49-62	602	(16) John Peterson	(5) Josh Bedwell
Feb. 05	at Georgia Southern*	W	58-50	2312	(10) Gregg Wooten	(7) Jeffrey Merritt
Feb. 10	at Appalachian State*	L	59-65	1274	(10) Josh Davis	(8) Jeffrey Merritt
Feb. 12	at Western Carolina*	L	63-85	1638	(13) Josh Davis	(8) Josh Bedwell
Feb. 16	WOFFORD*	L	68-81	869	(21) Andy King	(8) Jeffrey Merritt
Feb. 19	FURMAN*	L	63-70	535	(17) Jeffrey Merritt	(6) Jeffrey Merritt
Feb. 21	at Coll. of Charleston*	L	49-75	4386	(12) Jeffrey Merritt	(7) Jeffrey Merritt
Feb. 26	CHATTANOOGA	L (OT)	72-77	778	(14) Josh Bedwell	(4) John Peterson
March 04	vs Furman (SC)	L	48-61	2967	(14) Andy King	(4) Drew Windler
					(10) Drew Windler	(5) Jeffrey Merritt

* - Southern Conference game

(GS) - Global Sports Hoops Showcase in Auburn, Ala.

(SC) - Southern Conference Tournament in Chattanooga, Tenn.

2010-11 Statistics

Overall Statistics

Player	GP-GS	Min.-Avg.	FGM-FGA	Pct.	3FGM-FGA	Pct.	FTM-FTA	Pct.	R-Off.	R-Def.	Rebs.	Avg.	PF	FO	A	TO	Blk.	Stl.	Points	Avg.
Jeffrey Merritt	31-30	970-31.3	118-251	.470	26-77	.338	58-107	.542	47	147	194	6.3	75	5	61	62	11	37	320	10.3
Josh Bedwell	31-20	719-23.2	76-165	.461	51-118	.432	55-61	.902	15	64	79	2.5	44	0	54	39	1	24	258	8.3
Gregg Wooten	30-4	669-22.3	80-194	.412	13-48	.271	54-100	.540	8	43	51	1.7	36	0	45	64	0	21	227	7.6
Josh Davis	31-20	779-25.1	72-194	.371	46-148	.311	43-47	.915	15	79	94	3.0	46	0	28	38	2	25	233	7.5
Andy King	31-3	600-19.4	66-145	.455	46-109	.422	27-33	.818	10	60	70	2.3	55	1	66	32	6	14	205	6.6
Drew Windler	31-28	533-17.2	67-152	.441	35-85	.412	24-35	.686	14	44	58	1.9	70	2	38	40	20	12	193	6.2
John Peterson	31-8	519-16.7	46-101	.455	24-59	.407	37-47	.787	18	51	69	2.2	57	0	17	24	1	10	153	4.9
Kaylin Johnson	31-12	556-17.9	42-118	.356	19-71	.268	27-40	.675	9	51	60	1.9	58	0	28	37	2	13	130	4.2
Gaby Bermudez	30-26	593-19.8	30-73	.411	8-28	.286	14-25	.560	4	28	32	1.1	45	0	57	52	0	18	82	2.7
Will Cook	24-4	197-8.2	20-51	.392	7-28	.250	7-12	.583	7	23	30	1.3	28	0	5	14	2	4	54	2.3
Matthew Friday	22-0	109-5.0	10-19	.526	0-4	.000	5-13	.385	7	10	17	0.8	8	0	10	12	2	4	25	1.1
Levi Barnes	4-0	6-1.5	0-1	.000	0-1	.000	0-0	.000	0	0	0	0.0	1	0	0	0	2	0	0	0.0
TEAM									36	50	86	2.9	0		4				0	
Total	31		627-1464	.428	275-776	.354	351-520	.675	190	650	840	0.0	523	8	409	418	49	182	1880	60.6
Opponents	31		722-1672	.432	247-669	.369	381-540	.706	380	741	1121	0.0	549	-	370	401	82	206	2072	66.8

Conference Statistics

Player	GP-GS	Min.-Avg.	FGM-FGA	Pct.	3FGM-FGA	Pct.	FTM-FTA	Pct.	R-Off.	R-Def.	Rebs.	Avg.	PF	FO	A	TO	Blk.	Stl.	Points	Avg.
Jeffrey Merritt	18-17	567-31.5	72-155	.465	17-49	.347	30-57	.526	26	75	101	5.6	45	3	32	36	6	22	191	10.6
Josh Bedwell	18-12	410-22.8	44-100	.440	26-66	.394	25-26	.962	13	40	53	2.9	29	0	27	22	0	12	139	7.7
Gregg Wooten	18-4	412-22.9	48-119	.403	6-28	.214	30-54	.556	6	22	28	1.6	19	0	35	31	0	9	132	7.3
Andy King	18-2	363-20.2	43-93	.462	28-70	.400	14-16	.875	9	34	43	2.4	33	0	32	21	1	10	128	7.1
John Peterson	18-6	335-18.6	36-68	.529	15-35	.429	33-39	.846	10	35	45	2.5	39	0	12	14	1	5	120	6.7
Josh Davis	18-10	421-23.4	35-104	.337	22-81	.272	19-21	.905	9	37	46	2.6	27	0	12	23	2	11	111	6.2
Drew Windler	18-16	301-16.7	38-87	.437	17-47	.362	12-17	.706	4	29	33	1.8	43	2	19	26	13	7	105	5.8
Kaylin Johnson	18-7	311-17.3	25-69	.362	9-38	.237	13-18	.722	5	31	36	2.0	31	0	17	18	1	5	72	4.0
Will Cook	13-3	123-9.5	14-30	.467	3-12	.250	3-4	.750	4	8	12	0.9	19	0	2	10	2	3	34	2.6
Gaby Bermudez	17-13	318-18.7	13-36	.361	3-14	.214	6-12	.500	3	12	15	0.9	22	0	34	25	0	12	35	2.1
Matthew Friday	12-0	59-4.9	6-11	.545	0-3	.000	5-10	.500	5	5	10	0.8	4	0	6	5	2	3	17	1.4
Levi Barnes	3-0	5-1.7	0-1	.000	0-1	.000	0-0	.000	0	0	0	0.0	1	0	0	0	2	0	0	0.0
TEAM									22	28	50	2.9	0		3				0	
Total	18		374-873	.428	146-444	.329	190-274	.693	116	356	472	26.2	312	5	228	234	30	99	1084	60.2
Opponents	18		440-966	.455	149-389	.383	242-331	.731	218	433	651	36.2	299	-	219	221	49	107	1271	70.6



CHATTANOOGA



Dr. Roger Brown
Chancellor



Rick Hart
Director of Athletics



Dr. Michael Jones
Faculty Athletics Rep.



Laura Herron
Senior Woman Administrator



Jim Horten
Men's Basketball SID



Quick Facts

Location: Chattanooga, Tenn.
 Founded: 1886
 Enrollment: 11,438
 Nickname: Mocs
 Colors: Navy, Old Gold and Silver
 Chancellor: Dr. Roger Brown
 Athletics Director: Rick Hart

Media Relations

Director: Jay Blackman
 E-mail: jay-blackman@utc.edu
 Office: (423) 425-5292
 Basketball Contact: Jim Horten
 E-mail: james-horten@utc.edu
 Office: (423) 425-2350
 Cell: (423) 645-8733
 Press Row Phone: (423) 756-5476
 Website: www.gomocs.com

Basketball Facts

2010-11 Record: 16-16
 SoCon Record: 12-6 (1st-tie, North)
 Home: 10-6
 Away: 6-10
 Neutral: 0-0

Arena: The McKenzie Arena (10,928)
 Arena Record: 348-91 (.799)

SoCon Titles: 17
 SoCon Tournament Titles: 10
 Last SoCon Tournament Title: 2009

NCAA Appearances: 10
 NCAA Record: 3-10
 NIT Appearances: 4
 NIT Record: 3-4

Letterwinners Returning/Lost: 11/4
 Starters Returning/Lost: 3/2

2011-12 Schedule

Date	Opponent	Time
Nov. 13	at Indiana \$ (Big Ten)	5 p.m.
Nov. 15	at Butler \$	7 p.m.
Nov. 18	KENNESAW STATE	7 p.m.
Nov. 21	WARREN WILSON	7 p.m.
Nov. 25	SAVANNAH STATE %	7 p.m.
Nov. 27	GARDNER-WEBB %	3 p.m.
Dec. 1	at Georgia Southern*	7 p.m.
Dec. 3	at College of Charleston*	4 p.m.
Dec. 10	at Mercer	7 p.m.
Dec. 13	SPALDING COLLEGE	7 p.m.
Dec. 17	at Kentucky (CSS)	8 p.m.
Dec. 21	HIWASSEE COLLEGE	12 p.m.
Dec. 29	LONGWOOD &	7 p.m.
Dec. 30	HAMPTON or UTAH VALLEY &	4:30/7 p.m.
Jan. 2	at Tennessee (SPSO)	7 p.m.
Jan. 5	WESTERN CAROLINA*	7 p.m.
Jan. 7	APPALACHIAN STATE*	7 p.m.
Jan. 12	WOFFORD*	7 p.m.
Jan. 14	at Samford* (SoCon/ESPN3)	TBA
Jan. 19	at UNCG*	7 p.m.
Jan. 21	at Elon*	7 p.m.
Jan. 26	DAVIDSON*	7 p.m.
Jan. 28	GEORGIA SOUTHERN*	7:30 p.m.
Feb. 2	at Western Carolina* (ESPN3)	7 p.m.
Feb. 4	at Davidson*	4 p.m.
Feb. 9	ELON* (ESPN3)	7 p.m.
Feb. 11	UNCG*	7 p.m.
Feb. 15	at Appalachian State*	7 p.m.
Feb. 18	THE CITADEL*	7 p.m.
Feb. 23	at Furman*	7 p.m.
Feb. 25	SAMFORD*	7 p.m.
March 2-5	at SoCon Tournament (at Asheville, N.C.)	TBA

* - Southern Conference game

\$ - Hoosier Classic; Bloomington, Ind.

% - Hoosier Classic; Chattanooga, Tenn.

& - Dr. Pepper Classic; Chattanooga, Tenn.



Chattanooga junior guard Keegan Bell


2011-12 Mocs Roster

No.	Name	Pos.	Ht.	Wt.	Class	Hometown/Last School
0	Omar Wattad	G	6-5	216	Sr.	Johnson City, Tenn./Georgetown
1	Lance Stokes	F	6-6	201	Fr.	Orlando, Fla./Lake Highland Prep
2	Dontay Hampton	G	6-1	165	Jr.	Chattanooga, Tenn./Arts & Sciences
3	Keegan Bell	G	6-1	185	Sr.	Huntsville, Ala./Vanderbilt
5	Drew Baker	F	6-7	199	So.	Knoxville, Tenn./Karns
10	Martynas Bareika	G	6-4	186	R-Fr.	Kedainiai, Lithuania/Triobet-Malsta
11	Ronrico White	G	6-3	165	Fr.	Knoxville, Tenn./Bearden
12	Trey Brown	F	6-7	192	Fr.	Brandon, Miss./Brandon
20	Drazen Zlovaric	F	6-9	214	Jr.	Novi Sad, Serbia/Georgia
21	Chris Early	F	6-7	235	Sr.	Huntington, W. Va./Huntington
22	Ricky Taylor	G	6-5	180	Sr.	Brownsville, Tenn./Heywood County
24	Ryan Gentle	F	6-5	181	R-Fr.	Nashville, Tenn./Franklin Road Academy
30	Z. Mason	F	6-5	242	So.	Nashville, Tenn./Christ Presbyterian Academy
32	Jahmal Burroughs	F	6-6	206	Sr.	New Orleans, La./Neosho County C.C.
34	Jared Bryant	F	6-7	234	Fr.	Cincinnati, Ohio/Roger Bacon
44	Sam Watson	F	6-7	235	Jr.	Knoxville, Tenn./Farragut



John Shulman Head Coach

Hometown: Johnson City, Tenn.
Born: June 28, 1966
Education: B.S., East Tennessee State, 1989
 M.S., East Tennessee State, 1992
Coaching:
 Assistant, University High (Tenn.), 1985
 Assistant, Wofford, 1989-90
 Assistant, East Tennessee St., 1990-96
 Assistant, Wofford, 1996-98
 Assistant, Tennessee Tech, 1998-02
 Assistant, Chattanooga, 2002-04
 Head coach, Chattanooga, 2004-present



McKenzie Arena

Arena: McKenzie Arena
Capacity: 10,928
Date Opened: December, 1982
First Game: Tennessee 55, Chattanooga 49 (Dec. 1, 1982) (11,218)
First Chattanooga Win: Chattanooga 94, Tennessee Wesleyan 47 (Dec. 4, 1982)
All-Time McKenzie Record: 348-91 (.793)
Largest Crowd: 11,221 vs. Tennessee (Dec. 4, 2007)
Largest Average Attendance: 7,485 in 1982-83 (119,753 in 16 games)

Year-by-Year Record

Year	School	Record	SoCon
2004-05	Chattanooga	20-11	10-6
2005-06	Chattanooga	19-13	8-6
2006-07	Chattanooga	15-18	6-12
2007-08	Chattanooga	18-13	13-7
2008-09	Chattanooga	18-17	11-9
2009-10	Chattanooga	15-18	6-12
2010-11	Chattanooga	16-16	12-6
Chattanooga		121-106	66-58
Career		121-106	66-58

Recent History

Year	Record	Conference	Place	Postseason
1996-97	24-11	11-3	1st, South	NCAA
1997-98	13-15	7-7	1st, South	-
1998-99	16-12	9-7	2nd, South	-
1999-2000	10-19	6-10	4th, South	-
2000-01	17-13	9-7	2nd (tie), South	-
2001-02	16-14	9-7	1st (tie), South	-
2002-03	21-9	11-5	2nd, South	-
2003-04	19-11	10-6	2nd, North	-
2004-05	20-11	10-6	1st, North	NCAA
2005-06	19-13	8-6	2nd, North	-
2006-07	15-18	6-12	4th, North	-
2007-08	18-13	13-7	1st (tie), North	-
2008-09	18-17	11-9	1st (tie), North	NCAA
2009-10	15-18	6-12	3rd (tie), North	-
2010-11	16-16	12-6	1st (tie), North	-

Assistant Coaches



DeAntoine Beasley



Rick Cabrera



Brent Jolly

All-Time Coaching Records

Coach	Seasons	Years	W	L	Pct.
John Speigel	1915-16	1	2	4	.333
W.V. Jarratt	1919-20	1	4	2	.667
Bill Redd	1920-28	8	62	39	.614
Harold Drew	1928-31	3	26	23	.531
Humpy Phillips	1931-33	2	30	16	.652
Pop Keyser	1933-39	6	37	73	.336
Perron Shoemaker	1939-46	4	17	57	.230
Bill O'Brien	1946-55	9	50	99	.336
Ben Boulware	1955-58	3	13	43	.232
Tommy Bartlett	1958-62	4	57	36	.613
Leon Ford	1962-72	10	128	123	.510
Ron Shumate	1972-79	7	139	61	.695
Murray Arnold	1979-85	6	135	46	.746
Mack McCarthy	1985-97	12	243	122	.667
Henry Dickerson	1997-02	5	72	73	.497
Jeff Lebo	2002-04	2	40	20	.667
John Shulman	2004-present	7	121	106	.533

Postseason History

Chattanooga in the NCAA Tournament (3-10)

3/12/81	No. 6 Maryland	L	81-69	Midwest Regional
3/12/82	No. 7 N.C. State	W	58-51	Midwest Regional
3/14/82	No. 2 Minnesota	L	62-61	Midwest Regional
3/17/83	No. 8 Maryland	L	52-51	Midwest Regional
3/17/88	No. 1 Okalahoma	L	94-66	Southeast Regional
3/19/93	No. 5 Wake Forest	L	81-58	Southeast Regional
3/17/94	No. 4 Kansas	L	102-73	Southeast Regional
3/16/95	No. 2 Connecticut	L	100-71	West Regional
3/14/97	No. 3 Georgia	W	73-70	Southeast Regional
3/16/97	No. 6 Illinois	W	63-75	Southeast Regional
3/21/97	No. 10 Providence	L	71-65	Southeast Regional
3/17/05	No. 2 Wake Forest	L	70-54	New Mexico Regional
3/19/09	No. 1 Connecticut	L	103-47	West Regional

Chattanooga in the NIT (3-4)

1984	Georgia	W	74-69	First Round
1984	Tennessee	L	68-66	Second Round
1985	Clemson	W	67-65	First Round
1985	Lamar	W	85-84	Second Round
1985	Louisville	L	71-66	Quarterfinals
1986	Georgia	L	95-81	First Round
1987	Cleveland State	L	92-73	First Round



2010-11 Results

(16-16, 12-6, 1st-tie North)

Date	Opponent	Result	Score	Attendance	Leading Scorer	Leading Rebounder
Nov. 12	at Tennessee	L	62-82	20613	(20) Keegan Bell	(9) Chris Early
Nov. 15	AUSTIN PEAY	L	67-70	2776	(15) Josh Odem	(6) DeAntre Jefferson
Nov. 17	at Kennesaw State	W	73-69	1433	(18) DeAntre Jefferson	(9) DeAntre Jefferson
Nov. 20	at Marshall	W	69-68	4934	(13) Chris Early	(7) Chris Early
Nov. 22	at Louisville	L	65-106	21191	(24) Omar Wattad	(9) DeAntre Jefferson
Nov. 24	JACKSON STATE	L	75-87	2762	(18) Ricky Taylor	(7) Chris Early
Nov. 27	at FIU	L	59-80	1111	(18) DeAntre Jefferson	(7) DeAntre Jefferson
Dec. 02	APPALACHIAN STATE*	W	81-69	3017	(13) Josh Odem	(8) Chris Early
Dec. 04	WESTERN CAROLINA*	W	67-65	2602	(21) Omar Wattad	(7) Chris Early
Dec. 11	MURRAY STATE	L	65-73	3139	(13) Keegan Bell	(11) DeAntre Jefferson
					(23) Omar Wattad	(6) Chris Early
Dec. 17	at Elon*	W	71-65	523	(23) Keegan Bell	(6) DeAntre Jefferson
Dec. 21	REINHARDT	W	107-48	2730	(21) Ricky Taylor	(10) DeAntre Jefferson
Dec. 29	MONTREAT	W	89-51	2768	(16) Troy Cage	(12) Chris Early
Dec. 30	GEORGIA STATE	L	76-81	2768	(19) Omar Wattad	(10) DeAntre Jefferson
					(19) DeAntre Jefferson	(8) DeAntre Jefferson
Jan. 03	at Austin Peay	L	57-89	2795	(13) Troy Cage	(9) Troy Cage
Jan. 08	at UNCG*	W	70-65	2654	(26) Omar Wattad	(9) Chris Early
Jan. 13	at The Citadel*	W	69-68	1653	(30) Omar Wattad	(8) Jahmal Burroughs
Jan. 15	SAMFORD*	W	65-60	3258	(17) Chris Early	(8) DeAntre Jefferson
					(17) Omar Wattad	(11) Ricky Taylor
Jan. 17	COLL. OF CHARLESTON*	W	91-88	3823	(27) Omar Wattad	(8) Keegan Bell
Jan. 20	at Wofford*	L	56-88	1507	(19) Troy Cage	(4) Keegan Bell
Jan. 22	at Furman*	L	59-85	2646	(11) Jeremy Saffore	(4) Jahmal Burroughs
Jan. 27	UNCG*	W (2 OT)	111-110	3336	(41) Ricky Taylor	(4) Chris Early
Jan. 29	ELON*	W	85-76	4451	(21) Chris Early	(8) DeAntre Jefferson
Feb. 03	GEORGIA SOUTHERN*	W	75-66	3048	(19) Ricky Taylor	(8) Jahmal Burroughs
					(19) Omar Wattad	(6) Chris Early
Feb. 05	at Davidson*	L	59-73	3545	(29) Omar Wattad	(6) Chris Early
Feb. 11	at Western Carolina*	L	68-69	1471	(14) Ricky Taylor	(11) Troy Cage
Feb. 12	at Appalachian State*	L	68-78	2012	(21) Ricky Taylor	(10) DeAntre Jefferson
Feb. 16	at Georgia Tech	L	53-62	5364	(18) Omar Wattad	(9) DeAntre Jefferson
Feb. 21	FURMAN*	W	75-59	5107	(23) Chris Early	(8) Chris Early
Feb. 23	WOFFORD*	L	58-97	2960	(13) Chris Early	(6) DeAntre Jefferson
Feb. 26	at Samford*	W (OT)	77-72	778	(25) Keegan Bell	(9) Chris Early
March 05	FURMAN (SC)	L	52-61	5597	(20) Keegan Bell	(7) DeAntre Jefferson

* - Southern Conference game
 (SC) - Southern Conference Tournament in Chattanooga, Tenn.

2010-11 Statistics

Overall Statistics

Player	GP-GS	Min.-Avg.	FGM-FGA	Pct.	3FGM-FGA	Pct.	FTM-FTA	Pct.	R-Off.	R-Def.	Rebs.	Avg.	PF	FO	A	TO	Blk.	Stl.	Points	Avg.
Omar Wattad	32-28	936-29.3	143-379	.377	88-244	.361	82-110	.745	39	78	117	3.7	79	2	65	65	2	27	456	14.3
Ricky Taylor	32-31	860-26.9	138-321	.430	45-130	.346	94-125	.752	22	95	117	3.7	48	0	38	59	1	13	415	13.0
Keegan Bell	32-31	1105-34.5	101-279	.362	62-200	.310	46-63	.730	25	81	106	3.3	56	1	182	77	1	28	310	9.7
Chris Early	31-29	744-24.0	102-225	.453	28-90	.311	57-91	.626	48	148	196	6.3	93	4	31	56	6	21	289	9.3
DeAntre Jefferson	32-7	681-21.3	92-142	.648	0-0	.000	77-135	.570	63	143	206	6.4	84	2	23	54	12	8	261	8.2
Josh Odem	10-0	206-20.6	21-53	.396	12-37	.324	15-18	.833	3	11	14	1.4	14	0	16	21	1	11	69	6.9
Troy Cage	32-3	402-12.6	41-129	.318	17-62	.274	32-51	.627	26	55	81	2.5	25	0	29	35	6	14	131	4.1
Jeremy Saffore	32-26	519-16.2	46-90	.511	0-0	.000	17-31	.548	34	72	106	3.3	54	1	8	30	13	11	109	3.4
Dontay Hampton	32-2	293-9.2	29-75	.387	10-36	.278	31-42	.738	11	28	39	1.2	35	0	26	27	0	18	99	3.1
Jahmal Burroughs	32-2	430-13.4	31-79	.392	4-20	.200	19-52	.365	33	70	103	3.2	61	2	15	28	2	9	85	2.7
Jeff Smith	20-1	134-6.7	11-38	.289	6-25	.240	2-3	.667	3	7	10	0.5	14	0	6	12	0	0	30	1.5
Sam Watson	22-0	165-7.5	6-17	.353	0-2	.000	8-19	.421	9	18	27	1.2	28	0	8	13	3	4	20	0.9
TEAM									57	53	110	3.4	1		7				0	
Total	32		761-1827	.417	272-846	.322	480-740	.649	373	859	1232	0.0	592	12	447	484	47	164	2274	71.1
Opponents	32		829-1887	.439	301-871	.346	421-615	.685	301	830	1131	0.0	649	-	520	419	84	245	2380	74.4

Conference Statistics

Player	GP-GS	Min.-Avg.	FGM-FGA	Pct.	3FGM-FGA	Pct.	FTM-FTA	Pct.	R-Off.	R-Def.	Rebs.	Avg.	PF	FO	A	TO	Blk.	Stl.	Points	Avg.
Omar Wattad	18-15	552-30.7	86-221	.389	55-141	.390	45-61	.738	20	44	64	3.6	43	1	37	39	2	9	272	15.1
Ricky Taylor	18-17	548-30.4	83-188	.441	29-72	.403	58-75	.773	12	65	77	4.3	25	0	24	36	1	6	253	14.1
Keegan Bell	18-17	660-36.7	65-165	.394	42-123	.341	31-41	.756	13	58	71	3.9	27	0	103	37	0	13	203	11.3
Chris Early	17-16	425-25.0	62-126	.492	11-43	.256	48-68	.706	22	75	97	5.7	51	1	16	32	4	11	183	10.8
DeAntre Jefferson	18-2	373-20.7	46-69	.667	0-0	.000	41-75	.547	28	82	110	6.1	48	2	16	29	5	3	133	7.4
Josh Odem	2-0	32-16.0	3-9	.333	3-5	.600	2-3	.667	0	3	3	1.5	3	0	1	3	1	2	11	5.5
Jeremy Saffore	18-17	314-17.4	28-54	.519	0-0	.000	13-23	.565	22	44	66	3.7	33	1	4	17	5	4	69	3.8
Dontay Hampton	18-2	160-8.9	17-43	.395	6-21	.286	19-29	.655	9	18	27	1.5	17	0	14	15	0	9	59	3.3
Troy Cage	18-2	231-12.8	19-67	.284	9-34	.265	12-21	.571	12	25	37	2.1	11	0	14	20	4	7	59	3.3
Jahmal Burroughs	18-1	260-14.4	18-42	.429	3-9	.333	9-28	.321	25	43	68	3.8	36	2	12	17	1	5	48	2.7
Sam Watson	9-0	65-7.2	2-3	.667	0-0	.000	6-10	.600	2	8	10	1.1	9	0	3	5	0	2	10	1.1
Jeff Smith	10-1	55-5.5	2-14	.143	1-7	.143	0-1	.000	3	0	3	0.3	7	0	1	4	0	0	5	0.5
TEAM									31	28	59	3.3	0		6				0	
Total	18		431-1001	.431	159-455	.349	284-435	.653	199	493	692	38.4	310	7	245	260	23	71	1305	72.5
Opponents	18		482-1084	.445	190-530	.358	199-288	.691	161	443	604	33.6	368	-	296	218	36	120	1353	75.2



WESTERN CAROLINA



Dr. David O. Belcher
Chancellor



Dr. Gibbs Knotts
Faculty Athletics Rep.



Dr. Jennifer Brown
Senior Woman Administrator



Daniel Hooker
Men's Basketball SID



Quick Facts

Location:Cullowhee, N.C.
 Founded: 1889
 Enrollment: 9,500
 Nickname: Catamounts
 Colors: Purple and Gold
 Chancellor: Dr. David O. Belcher
 Interim Athletics Director: Fred Cantler

Media Relations

Director: Daniel Hooker
 E-mail: dhooker@email.wcu.edu
 Office: (828) 227-2339
 Basketball Contact: Daniel Hooker
 Cell: (828) 508-2494
 Fax: (828) 227-7688
 Press Row Phone: (828) 227-2129
 Website: www.catamountsports.com

Basketball Facts

2010-11 Record: 18-15
 SoCon Record: 12-6 (1st-tie, North)
 Home: 11-1
 Away: 6-11
 Neutral: 1-3

Arena: Ramsey Center (7,826)
 Arena Record: 212-130 (.620)

SoCon Titles: 2
 SoCon Tournament Titles: 1
 Last SoCon Tournament Title: 1996

NCAA Appearances: 1
 NCAA Record: 0-1
 NIT Appearances: 0
 NIT Record: 0-0

Letterwinners Returning/Lost: 8/4
 Starters Returning/Lost: 3/2



Western Carolina sophomore Trey Sumler

2011-12 Catamounts Roster

No.	Name	Pos.	Ht.	Wt.	Class	Hometown/Last School
0	Tom Tankelewicz	F	6-4	185	So.	Apex, N.C./Charleston Southern
1	Kenny Hall	F	6-7	205	Fr.	Dallas, Texas/South Oak Cliff
4	Keaton Cole	G	5-10	70	Sr.	Toronto, Ontario/Eastern Commerce
5	Trey Sumler	G	6-2	175	So.	Rocky Mount, N.C./Nash Central
11	Dillon Dunford	G	5-11	165	So.	Cullowhee, N.C./Lenoir-Rhyne
14	Josh Mendenhall	F	6-8	190	Jr.	Greenville, S.C./Waycross CC
22	Harouna Mutombo	F	6-4	195	Sr.	Pickering, Ontario/Pickering
24	Brandon Boggs	G	6-5	190	So.	Greenville, S.C./J.L. Mann
25	James Sinclair	G	6-2	175	Fr.	Savannah, Ga./Savannah
32	Tawaski King	F	6-8	245	So.	Dublin, Ga./Dublin
33	Ishmael Hollis	F	6-8	195	So.	Flowery Branch, Ga./Flowery Branch
40	Preston Ross	G	6-4	210	So.	Fayetteville, N.C./Seventy-First
44	Sam Smithson	C	6-9	225	Sr.	Horse Shoe, N.C./Hargrave Military

2011-12 Schedule

Date	Opponent	Time
Nov. 11	at South Carolina (SPSO)	7 p.m.
Nov. 15	MONTREAT COLLEGE	7 p.m.
Nov. 17	at Presbyterian	7:30 p.m.
Nov. 20	at Iowa State #	1 p.m.
Nov. 22	at Northern Iowa #	8 p.m.
Nov. 25	vs. Northern Colorado \$	2:30 p.m.
Nov. 26	vs. Florida A&M or Southern \$	1/3:30 p.m.
Dec. 1	at Samford*	8 p.m.
Dec. 3	UNCG*	4:30 p.m.
Dec. 7	at Purdue (Big Ten)	7:30 p.m.
Dec. 10	KENT STATE	7 p.m.
Dec. 20	at Bradley	8 p.m.
Dec. 28	UNC ASHEVILLE	6 p.m.
Dec. 31	at North Carolina State (ESPN3)	2 p.m.
Jan. 5	at Chattanooga*	7 p.m.
Jan. 7	WOFFORD*	4:30 p.m.
Jan. 12	at Davidson*	7 p.m.
Jan. 14	FURMAN*	2 p.m.
Jan. 17	TOCCOA FALLS	7 p.m.
Jan. 21	at Appalachian State* (SoCon/ESPN3)	TBA
Jan. 26	ELON*	7 p.m.
Jan. 28	at UNCG*	2 p.m.
Jan. 30	at Wofford*	7 p.m.
Feb. 2	CHATTANOOGA* (ESPN3)	7 p.m.
Feb. 4	GEORGIA SOUTHERN*	2 p.m.
Feb. 9	at College of Charleston*	7 p.m.
Feb. 11	at Furman*	4 p.m.
Feb. 16	THE CITADEL*	7 p.m.
Feb. 18	at Elon* (SoCon/ESPN3)	TBA
Feb. 23	SAMFORD*	7 p.m.
Feb. 25	APPALACHIAN STATE*	2 p.m.
March 2-5	at SoCon Tournament (at Asheville, N.C.)	TBA

* - Southern Conference game

- South Padre Island Invitational

\$ - South Padre Island Invitational; South Padre Island, Texas

All Times Eastern



Larry Hunter Head Coach

Hometown: London, Ohio
Born: August 8, 1949
Education: B.S., Ohio, 1971
 M.S., Ohio, 1973
Coaching:
 Assistant, Marietta, 1971-73
 Assistant, Wittenberg, 1973-76
 Head Coach, Wittenberg, 1976-89
 Head Coach, Ohio, 1989-01
 Assistant, North Carolina State, 2001-05
 Head Coach, Western Carolina, 2005-pres.



Ramsey Center

Arena: Ramsey Center
Capacity: 7,826
Season Opened: 1986-87
First Game: Western Carolina vs. North Carolina State (N.C. State won 96-75)
First Western Carolina Win: Western Carolina 80, Tusculum 58 (1986-87)
All-Time Ramsey Center Record: 212-130 (.620)
Largest Crowd: 8,114 vs. North Carolina State in 1986-87
Largest Average Attendance: 2,691 in 1993-94 (29,597 in 11 games)

Year-by-Year Record

Year	School	Record	SoCon
1976-77	Wittenberg	23-5	
1977-78	Wittenberg	16-7	
1978-79	Wittenberg	23-6	
1979-80	Wittenberg	29-3	
1980-81	Wittenberg	28-3	
1981-82	Wittenberg	20-10	
1982-83	Wittenberg	26-6	
1982-84	Wittenberg	18-9	
1984-85	Wittenberg	27-4	
1985-86	Wittenberg	23-5	
1986-87	Wittenberg	25-8	
1987-88	Wittenberg	20-7	
1988-89	Wittenberg	27-3	
1989-90	Ohio	12-16	
1990-91	Ohio	16-12	
1991-92	Ohio	18-10	
1992-93	Ohio	14-13	
1993-94	Ohio	25-8	
1994-95	Ohio	24-10	
1995-96	Ohio	16-14	
1996-97	Ohio	17-10	
1997-98	Ohio	5-21	
1998-99	Ohio	18-10	
1999-00	Ohio	20-13	
2000-01	Ohio	19-11	
2005-06	Western Carolina	13-17	7-7
2006-07	Western Carolina	11-20	7-11
2007-08	Western Carolina	10-21	6-14
2008-09	Western Carolina	16-15	11-9
2009-10	Western Carolina	22-12	11-7
2010-11	Western Carolina	18-15	12-6
Wittenberg		305-76	
Ohio		204-148	
Western Carolina		90-100	54-54
Career		599-324	54-54

Recent History

Year	Record	Conference	Place	Postseason
1996-97	14-13	7-7	2nd, South	-
1997-98	12-15	6-9	4th (tie), North	-
1998-99	8-21	2-14	6th, North	-
1999-2000	14-14	7-9	5th, North	-
2000-01	6-25	3-13	6th, North	-
2001-02	12-16	6-10	4th, North	-
2002-03	9-19	6-10	4th, North	-
2003-04	13-15	6-10	5th, North	-
2004-05	8-22	3-13	6th, North	-
2005-06	13-17	7-7	3rd, North	-
2006-07	11-20	7-11	3rd, North	-
2007-08	10-21	6-14	5th, North	-
2008-09	16-15	11-9	1st (tie), North	-
2009-10	22-12	11-7	2nd, North	CIT
2010-11	18-15	12-6	1st (tie), North	-

Postseason History

Western Carolina in the NCAA Tournament (0-1)
 3/14/96 No. 1 Purdue L 73-71 West Regional

WCU in the CollegeInsider.com Tournament (0-1)
 3/16/10 at Marshall L 90-88 First Round

All-Time Coaching Records

Coach	Seasons	Years	W	L	Pct.
Marion McDonald	1945-47	2	28	22	.560
Tuck McConnell	1947-50	3	36	43	.456
Jim Gudger	1950-69	19	311	222	.583
Jim Hartbarger	1969-75	6	86	73	.541
Fred Conley	1975-77	2	31	32	.492
Steve Cottrell	1977-87	10	145	133	.522
Herb Krusen	1987-88	1	8	19	.269
Dave Possinger	1988-89	1	12	16	.429
Greg Blatt	1989-93	4	38	73	.342
Benny Dees	1993-95	2	26	30	.464
Phil Hopkins	1995-00	5	65	76	.461
Steve Shurina	2000-05	5	48	97	.331
Larry Hunter	2005-present	6	90	100	.474


Assistant Coaches



Anquell McCollum



Eric Wilson



Brigham Wagering

2010-11 Results

(18-15, 12-6, 1st-tie North)

Date	Opponent	Result	Score	Attendance	Leading Scorer	Leading Rebounder
Nov. 12	at Clemson	L	64-87	7920	(16) Trey Sumler	(5) Harouna Mutombo
Nov. 16	at DePaul	W	69-64	7021	(17) Harouna Mutombo	(7) Brandon Boggs
Nov. 20	at UTEP	L	65-77	3489	(18) Mike Williams	(6) Richie Gordon
Nov. 22	WARREN WILSON	W	97-47	1343	(23) Richie Gordon	(10) Richie Gordon
Nov. 26	vs Mercer (LC)	L	66-71	1224	(16) Mike Williams	(7) Brandon Boggs
Nov. 27	vs Gardner-Webb (LC)	L	65-71	1011	(24) Mike Williams	(6) Mike Williams
Nov. 28	at William & Mary (LC)	W	64-39	1126	(16) Mike Williams	(6) Trey Sumler
Nov. 30	BRADLEY	W	66-65	1872	(16) Mike Williams	(6) Mike Williams
Dec. 02	at Samford*	L	58-63	550	(20) Mike Williams	(10) Tawaski King
Dec. 04	at Chattanooga*	L	65-67	2602	(21) Mike Williams	(10) Mike Williams
Dec. 10	at Campbell	L	50-73	1298	(12) Keaton Cole	(12) Tawaski King
Dec. 12	at Ohio State	L	60-85	6905	(22) Mike Williams	(6) Richie Gordon
Dec. 18	at Dayton	L	60-71	12338	(15) Trey Sumler	(8) Tawaski King
Dec. 28	at UNC Asheville	L (OT)	79-85	1072	(21) Richie Gordon	(5) Trey Sumler
Jan. 05	at Georgia Southern*	W	81-58	1163	(23) Trey Sumler	(5) Brandon Boggs
Jan. 08	DAVIDSON*	W	81-73	1044	(24) Trey Sumler	(6) Brandon Boggs
Jan. 13	ELON*	W	70-63	2071	(19) Mike Williams	(8) Richie Gordon
Jan. 15	APPALACHIAN STATE*	W	79-78	3884	(17) Trey Sumler	(9) Richie Gordon
Jan. 20	at Coll. of Charleston*	L	64-93	3957	(19) Brandon Boggs	(9) Brandon Boggs
Jan. 22	at The Citadel*	L	46-68	2143	(13) Harouna Mutombo	(7) Trey Sumler
Jan. 27	FURMAN*	W	65-41	2083	(12) Richie Gordon	(8) Trey Sumler
Jan. 29	at Wofford*	L	66-75	2026	(12) Mike Williams	(6) Richie Gordon
Feb. 02	at Elon*	W	74-58	1083	(16) Trey Sumler	(10) Richie Gordon
Feb. 05	UNCG*	W	83-73	3112	(19) Trey Sumler	(12) Harouna Mutombo
Feb. 11	CHATTANOOGA*	W	69-68	1471	(22) Mike Williams	(5) Mike Williams
Feb. 12	SAMFORD*	W	85-63	1638	(16) Harouna Mutombo	(8) Harouna Mutombo
Feb. 17	at Appalachian State*	W	80-75	2186	(16) Richie Gordon	(6) Mike Williams
Feb. 19	EASTERN KENTUCKY	W	81-74	3216	(20) Mike Williams	(6) Harouna Mutombo
Feb. 21	at UNCG*	W	70-66	3161	(20) Brandon Boggs	(10) Richie Gordon
Feb. 24	THE CITADEL*	L	62-70	1573	(20) Harouna Mutombo	(8) Harouna Mutombo
Feb. 26	COLL. OF CHARLESTON*	W	70-62	3471	(20) Mike Williams	(8) Richie Gordon
March 05	vs UNCG (SC)	W	77-66	3499	(18) Mike Williams	(14) Richie Gordon
March 06	vs Wofford (SC)	L	72-86	3510	(20) Harouna Mutombo	(8) Harouna Mutombo
					(25) Mike Williams	(11) Harouna Mutombo

* - Southern Conference game
 (LC) - Legends Classic in Williamsburg, Va.
 (SC) - Southern Conference Tournament in Chattanooga, Tenn.

2010-11 Statistics

Overall Statistics

Player	GP-GS	Min.-Avg.	FGM-FGA	Pct.	3FGM-FGA	Pct.	FTM-FTA	Pct.	R-Off.	R-Def.	Rebs.	Avg.	PF	FO	A	TO	Blk.	Stl.	Points	Avg.
Mike Williams	33-31	1041-31.5	190-480	.396	55-161	.342	73-92	.793	32	83	115	3.5	103	2	127	93	6	67	508	15.4
Trey Sumler	33-23	1034-31.3	121-261	.464	52-119	.437	85-107	.794	28	105	133	4.0	70	2	99	78	1	37	379	11.5
Richie Gordon	33-33	825-25.0	132-275	.480	0-0	.000	73-115	.635	80	109	189	5.7	128	11	46	63	42	51	337	10.2
Harouna Mutombo	32-21	858-26.8	135-274	.493	17-70	.243	36-83	.434	65	113	178	5.6	71	4	58	40	18	35	323	10.1
Brandon Boggs	33-30	865-26.2	105-249	.422	15-60	.250	29-45	.644	40	82	122	3.7	64	1	29	49	15	33	254	7.7
Keaton Cole	33-7	653-19.8	49-168	.292	39-124	.315	35-68	.729	19	33	52	1.6	48	1	43	35	0	30	172	5.2
Preston Ross	33-3	495-15.0	48-108	.444	12-29	.414	23-36	.639	30	68	98	3.0	66	4	10	21	9	19	131	4.0
Tawaski King	32-6	432-13.5	46-100	.460	0-0	.000	25-48	.521	46	62	108	3.4	68	3	4	42	3	14	117	3.7
Blake Gallagher	25-11	254-10.2	15-35	.429	0-0	.000	11-17	.647	31	33	64	2.6	39	2	12	10	3	6	41	1.6
Sam Smithson	18-0	102-5.7	11-21	.524	0-0	.000	1-7	.143	10	14	24	1.3	17	0	2	9	3	3	23	1.3
Anthony Phillip	6-0	28-4.7	1-10	.100	0-5	.000	5-7	.714	2	2	4	0.7	4	0	2	0	1	1	7	1.2
Ishmael Hollis	10-0	38-3.8	4-9	.444	0-2	.000	3-8	.375	1	3	4	0.4	4	0	0	3	1	3	11	1.1
TEAM									4	54	98	3.0	1			9			0	
Total	33		857-1990	.431	190-570	.333	399-613	.651	428	761	1189	0.0	683	30	432	452	102	299	2303	69.8
Opponents	33		779-1733	.450	161-519	.310	556-821	.677	346	831	1177	0.0	572	-	392	523	98	217	2275	68.9

Conference Statistics

Player	GP-GS	Min.-Avg.	FGM-FGA	Pct.	3FGM-FGA	Pct.	FTM-FTA	Pct.	R-Off.	R-Def.	Rebs.	Avg.	PF	FO	A	TO	Blk.	Stl.	Points	Avg.
Mike Williams	18-16	565-31.4	102-259	.394	36-97	.371	39-50	.780	16	51	67	3.7	57	1	71	47	5	35	279	15.5
Trey Sumler	18-17	625-34.7	78-167	.467	30-70	.429	56-69	.812	15	61	76	4.2	35	0	65	48	1	20	242	13.4
Richie Gordon	18-18	452-25.1	77-163	.472	0-0	.000	41-59	.695	44	57	101	5.6	68	5	25	38	21	35	195	10.8
Harouna Mutombo	17-12	482-28.4	79-150	.527	6-26	.231	20-44	.455	42	60	102	6.0	35	2	25	15	9	17	184	10.8
Brandon Boggs	18-17	498-27.7	58-132	.439	4-26	.154	21-31	.677	23	47	70	3.9	31	0	15	28	9	25	141	7.8
Keaton Cole	18-2	329-18.3	24-75	.320	15-54	.278	14-24	.583	4	21	25	1.4	21	0	20	16	0	15	77	4.3
Preston Ross	18-0	246-13.7	24-50	.480	7-16	.438	9-15	.600	13	35	48	2.7	40	3	4	15	4	8	64	3.6
Tawaski King	18-2	226-12.6	23-52	.442	0-0	.000	10-24	.417	20	37	57	3.2	31	0	3	26	2	7	56	3.1
Blake Gallagher	14-6	134-9.6	8-18	.444	0-0	.000	9-11	.818	12	21	33	2.4	18	0	6	4	0	3	25	1.8
Ishmael Hollis	6-0	15-2.5	1-3	.333	0-0	.000	1-4	.250	0	3	3	0.5	0	0	0	1	1	0	3	0.5
Sam Smithson	7-0	23-3.3	1-6	.167	0-0	.000	0-2	.000	4	1	5	0.7	3	0	1	4	0	2	2	0.3
Anthony Phillip	3-0	5-1.7	0-2	.000	0-1	.000	0-0	.000	0	0	0	0.0	0	0	1	0	0	0	0	0.0
TEAM									26	32	58	3.2	0			1			0	
Total	18		475-1077	.441	98-290	.338	220-333	.661	219	426	645	35.8	339	11	236	243	52	167	1268	70.4
Opponents	18		427-969	.441	93-323	.288	267-393	.679	191	454	645	35.8	302	-	202	289	49	114	1214	67.4



Dr. Benjamin Dunlap
President



Richard Johnson
Director of Athletics



Dr. Jameica Hill
Faculty Athletics Rep.



Terri Lewitt
Senior Woman Administrator



Brent Williamson
Men's Basketball SID



Quick Facts

Location:Spartanburg, S.C.
 Founded: 1854
 Enrollment: 1,525
 Nickname: Terriers
 Colors: Old Gold and Black
 President: Dr. Benjamin B. Dunlap
 Athletics Director: Richard Johnson

Media Relations

Director: Brent Williamson
 E-mail: williamsondb@wofford.edu
 Office: (864) 597-4093
 Basketball Contact: .. Brent Williamson
 Cell: (864) 809-8900
 Fax: (864) 597-4129
 Press Row Phone: (864) 597-4487
 Website: www.woffordterriers.com

Basketball Facts

2010-11 Record:21-13
 SoCon Record: 14-4 (1st-tie, South)
 Home:8-4
 Away:8-6
 Neutral:5-3

Arena: Benjamin Johnson Arena (3,500)
 Arena Record:268-107 (.715)

SoCon Titles:2
 SoCon Tournament Titles:2
 Last SoCon Tournament Title: 2011

NCAA Appearances:2
 NCAA Record:0-2
 NIT Appearances:0
 NIT Record:0-0

Letterwinners Returning/Lost:9/6
 Starters Returning/Lost:1/4



Wofford senior Kevin Giltner

2011-12 Terriers Roster

No.	Name	Pos.	Ht.	Wt.	Class	Hometown/Last School
0	Lucas Brown	G	6-5	200	Fr.	Roseville, Minn./Roseville Area
2	Karl Cochran	G	6-1	170	Fr.	Marietta, Ga./Walton
3	John Swinton	G	6-1	185	Fr.	Mount Pleasant, S.C./Wando
5	Jarell Byrd	F	6-6	192	Fr.	Lynn, Mass./St. Thomas More
10	Kevin Giltner	F	6-6	200	Sr.	Kingston Springs, Tenn./Harpeth
11	Indiana Faithfull	G	6-4	200	Fr.	Sydney, Australia/St. Thomas More
13	Taylor Wagener	G	6-3	185	Jr.	Charlotte, N.C./Charlotte Christian
14	Aerris Smith	F	6-7	260	So.	Charlotte, N.C./Butler
15	Matt Steelman	G	6-2	180	Sr.	Central, S.C./Daniel
21	Drew Crowell	F	6-9	230	Sr.	Charleston, S.C./West Ashley
25	Joseph Tecklenburg	F	6-4	200	Sr.	Charleston, S.C./Bishop England
33	Kevin Hickson	F	6-8	215	Fr.	Matthews, N.C./Providence Day
34	Lee Skinner	F	6-6	205	Fr.	Lombard, Ill./Fork Union
35	Brad Loesing	G	6-0	180	Sr.	Cincinnati, Ohio/St. Xavier
40	Cameron McQueen	F	6-8	240	So.	Charlotte, N.C./Ardrey Kell
53	Domas Rinksalis	F	6-9	200	So.	Siauliai, Lithuania/Greensboro Day

2011-12 Schedule

Date	Opponent	Time
Nov. 11	at Georgia (CSS)	8:30 p.m.
Nov. 13	EMORY & HENRY	5 p.m.
Nov. 19	at Wisconsin % (ESPN3)	8 p.m.
Nov. 22	at Bradley %	8 p.m.
Nov. 25	vs. Missouri-Kansas City %	3:30 p.m.
Nov. 26	vs. Longwood or Prairie View A&M \$	12/3:30 p.m.
Dec. 1	DAVIDSON* (ESPN3)	7 p.m.
Dec. 3	THE CITADEL*	7 p.m.
Dec. 6	TULANE	7 p.m.
Dec. 10	VIRGINIA-WISE	7 p.m.
Dec. 18	JACKSONVILLE	3 p.m.
Dec. 21	at High Point	7 p.m.
Dec. 28	at South Carolina (CSS)	7 p.m.
Jan. 2	at Wake Forest (FSN-South)	7 p.m.
Jan. 5	COLLEGE OF CHARLESTON*	7 p.m.
Jan. 7	at Western Carolina*	4:30 p.m.
Jan. 12	at Chattanooga*	7 p.m.
Jan. 14	GEORGIA SOUTHERN*	7 p.m.
Jan. 19	APPALACHIAN STATE*	7 p.m.
Jan. 21	at Furman*	4 p.m.
Jan. 26	at The Citadel*	7 p.m.
Jan. 28	at College of Charleston* (SoCon/ESPN3)	TBA
Jan. 30	WESTERN CAROLINA*	7 p.m.
Feb. 4	SAMFORD*	2 p.m.
Feb. 6	at Davidson*	7 p.m.
Feb. 9	at Georgia Southern*	7 p.m.
Feb. 11	at Appalachian State*	2 p.m.
Feb. 15	ELON*	7 p.m.
Feb. 18	at Sears BracketBusters	TBA
Feb. 21	at UNCG*	7 p.m.
Feb. 25	FURMAN*	7 p.m.
March 2-5	at SoCon Tournament (at Asheville, N.C.)	TBA

* - Southern Conference game

% - Chicago Invitational Challenge

\$ - Chicago Invitational Challenge; Hoffman Estates, Ill.

All Times Eastern



Mike Young Head Coach

Hometown: Radford, Va.
Born: May 1, 1963
Education: B.S., Emory & Henry, 1986
Coaching:
 Assistant, Emory & Henry, 1986-88
 Graduate Assistant, Radford, 1988-89
 Assistant, Wofford, 1989-02
 Head Coach, Wofford, 2002-present



Benjamin Johnson Arena

Arena: Benjamin Johnson Arena
Capacity: 3,500
Date Opened: January 22, 1981
First Game: The Citadel 65, Wofford 64 (Jan. 22, 1981)
First Wofford Win: Wofford 76, Newberry 72 (1981)
All-Time Benjamin Johnson Arena Record: 268-107 (.714)
Largest Crowd: 3,500, 4 times; Most recent vs. College of Charleston (Feb. 25, 2010)
Largest Average Attendance: 1,921 in 2009-10 (23,047 in 12 games)


Year-by-Year Record

Year	School	Record	SoCon
2002-03	Wofford	14-15	8-8
2003-04	Wofford	9-20	4-12
2004-05	Wofford	14-14	7-9
2005-06	Wofford	11-18	6-9
2006-07	Wofford	10-20	5-13
2007-08	Wofford	16-16	8-12
2008-09	Wofford	16-14	12-8
2009-10	Wofford	26-9	15-3
2010-11	Wofford	21-13	14-4
Wofford		137-139	79-78
Career		137-139	79-78

Assistant Coaches



Paul Harrison



Gus Hauser



Shane Nichols

All-Time Coaching Records

Coach	Seasons	Years	W	L	Pct.
L.J. Denning	1915-16	1	8	4	.667
Leslie Moser	1916-19	3	3	5	.375
J.P. Major	1919-20, '21-26	6	15	12	.556
John F. Gorsuch	1920-21	1	8	8	.500
Capt. Lindsay	1926-27	1	8	5	.615
Charles Lutz	1927-30	3	10	35	.222
Jack Frost	1930-35	5	46	21	.687
Roy Robertson	1935-41	6	66	58	.516
Phil Dickens	1941-42	1	10	14	.417
Ted Petoskey	1942-46	4	21	24	.467
Joel Robertson	1946-58	12	157	124	.559
Gene Alexander	1958-77	19	283	265	.516
Wayne Earhardt	1977-85	8	106	139	.433
Richard Johnson	1985-02	17	236	230	.506
Mike Young	2002-present	9	137	139	.496

Recent History

Year	Record	Conference	Place	Postseason
1996-97	7-20	-	-	-
1997-98	9-18	6-8	2nd (tie), South	-
1998-99	11-16	8-8	3rd, South	-
1999-2000	14-16	8-8	3rd, South	-
2000-01	12-16	7-9	5th, South	-
2001-02	11-18	5-11	6th, South	-
2002-03	14-15	8-8	3rd (tie), South	-
2003-04	9-20	4-12	5th, South	-
2004-05	14-14	7-9	5th, South	-
2005-06	11-18	6-9	5th, South	-
2006-07	10-20	5-13	5th, South	-
2007-08	16-16	8-12	4th, South	-
2008-09	16-14	12-8	4th, South	-
2009-10	26-9	15-3	1st, South	NCAA
2010-11	21-13	14-4	1st (tie), South	NCAA

Postseason History

Wofford in the NCAA Tournament (0-2)

3/19/10	vs. No. 4 Wisconsin	L	53-49	East Regional
3/17/11	vs. No. 3 BYU	L	74-66	Southeast Regional

2010-11 Results

(21-13, 14-4, 1st-tie South)

Date	Opponent	Result	Score	Attendance	Leading Scorer	Leading Rebounder
Nov. 12	at Minnesota	L	55-69	12228	(15) Noah Dahلمان	(13) Tim Johnson
Nov. 15	at Clemson	L	70-78	7900	(17) Noah Dahلمان	(6) Tim Johnson
Nov. 18	vs USC Upstate (CC)	W	79-61	1977	(18) Jamar Diggs	(9) Tim Johnson
Nov. 19	vs Georgetown (CC)	L	59-74	2148	(19) Noah Dahلمان	(4) Noah Dahلمان
Nov. 21	vs George Mason (CC)	W (OT)	82-79	4136	(26) Cameron Rundles	(8) Tim Johnson
Nov. 24	AIR FORCE	L (OT)	66-72	1526	(20) Jamar Diggs	(14) Tim Johnson
Nov. 27	at Xavier	L (3 OT)	90-94	9562	(33) Noah Dahلمان	(6) Tim Johnson
Dec. 02	UNCG*	W	92-70	1084	(24) Cameron Rundles	(14) Tim Johnson
Dec. 04	at Elon*	W	75-69	1206	(37) Noah Dahلمان	(8) Noah Dahلمان
Dec. 11	at South Carolina	L	53-64	8813	(20) Cameron Rundles	(11) Tim Johnson
Dec. 18	HIGH POINT	W	79-65	809	(18) Noah Dahلمان	(8) Tim Johnson
Dec. 29	at VCU (V)	L	66-75	5799	(18) Kevin Giltner	(9) Tim Johnson
Dec. 30	vs Cornell (V)	L	80-86	5560	(13) Noah Dahلمان	(11) Tim Johnson
Jan. 06	THE CITADEL*	W	78-60	1401	(25) Noah Dahلمان	(9) Noah Dahلمان
Jan. 08	COLL. OF CHARLESTON	L	73-77	2519	(25) Noah Dahلمان	(11) Noah Dahلمان
Jan. 12	at Georgia Southern*	W	74-65	1328	(26) Noah Dahلمان	(6) Noah Dahلمان
Jan. 15	at Davidson*	W	69-64	4181	(22) Cameron Rundles	(8) Tim Johnson
Jan. 20	CHATTANOOGA*	W	88-56	1507	(24) Jamar Diggs	(9) Tim Johnson
Jan. 22	SAMFORD*	W	81-43	1620	(24) Noah Dahلمان	(13) Tim Johnson
Jan. 24	FURMAN*	L (OT)	68-73	2594	(24) Noah Dahلمان	(8) Tim Johnson
Jan. 27	at Appalachian State*	W	74-65	2107	(23) Noah Dahلمان	(8) Cameron Rundles
Jan. 29	WESTERN CAROLINA*	W	75-66	2026	(34) Noah Dahلمان	(7) Tim Johnson
Feb. 03	at Coll. of Charleston*	L	54-79	5038	(22) Noah Dahلمان	(9) Noah Dahلمان
Feb. 05	at The Citadel*	W	74-60	2206	(22) Noah Dahلمان	(10) Tim Johnson
Feb. 09	DAVIDSON	L	58-67	1711	(13) Cameron Rundles	(13) Tim Johnson
Feb. 12	GEORGIA SOUTHERN*	W	69-61	1921	(13) Jamar Diggs	(9) Tim Johnson
Feb. 16	at Samford*	W	81-68	869	(17) Noah Dahلمان	(7) Tim Johnson
Feb. 19	BALL STATE	W	66-61	1890	(21) Noah Dahلمان	(13) Tim Johnson
Feb. 23	at Chattanooga*	W	97-58	2960	(23) Noah Dahلمان	(9) Tim Johnson
Feb. 26	at Furman*	W	79-65	2802	(17) Cameron Rundles	(10) Tim Johnson
March 05	vs Appalachian State (SC)	W	69-56	3499	(21) Noah Dahلمان	(8) Terry Martin
March 06	vs Western Carolina (SC)	W	86-72	3510	(18) Noah Dahلمان	(7) Jamar Diggs
March 07	vs Coll. of Charleston (SC)	W	77-67	3374	(21) Cameron Rundles	(7) Nathan Parker
March 17	vs Brigham Young (NCAA)	L	66-74		(22) Noah Dahلمان	(9) Noah Dahلمان

* - Southern Conference game
 (CC) - Charleston Classic in Charleston, S.C.
 (V) - VCU Christmas Tournament in Richmond, Va.
 (SC) - Southern Conference Tournament in Chattanooga, Tenn.
 (NCAA) - NCAA Tournament in Denver, Colo.

2010-11 Statistics

Overall Statistics		GP-GS	Min.-Avg.	FGM-FGA	Pct.	3FGM-FGA	Pct.	FTM-FTA	Pct.	R-Off.R-Def.	Rebs.	Avg.	PF	FO	A	TO	Blk.	Stl.	Points	Avg.	
Player																					
Noah Dahلمان		34-34	1065-31.3	255-417	.612	0-1	.000	172-227	.758	94	98	192	5.6	75	4	41	12	26	682	20.1	
Cameron Rundles		34-34	1124-33.1	155-356	.435	75-188	.399	89-134	.664	12	117	129	3.8	75	0	85	51	3	39	474	13.9
Jamar Diggs		33-33	1062-32.2	143-337	.424	27-77	.351	102-134	.761	14	89	103	3.1	95	6	102	58	27	59	415	12.6
Brad Loesing		34-33	1048-30.8	74-176	.420	31-73	.425	32-36	.889	9	40	49	1.4	94	3	109	74	4	27	211	6.2
Kevin Giltner		34-31	711-20.9	171-167	.425	52-125	.416	17-31	.548	7	41	48	1.4	59	0	21	25	1	18	211	6.2
Tim Johnson		34-33	973-28.6	80-180	.444	0-0	.000	45-101	.446	112	176	288	8.5	104	2	86	70	19	43	205	6.0
Terry Martin		34-2	512-15.1	64-140	.457	1-4	.250	69-92	.750	48	67	115	3.4	102	5	22	46	8	12	198	5.8
Nathan Parker		12-0	114-9.5	9-17	.529	3-6	.500	5-9	.556	9	17	26	2.2	13	0	5	13	7	1	26	2.2
Drew Crowell		28-0	181-6.5	20-28	.714	0-0	.000	0-0	.000	10	16	26	0.9	14	0	4	3	4	0	40	1.4
Taylor Wagener		13-0	52-4.0	3-10	.300	3-10	.300	6-9	.667	3	4	7	0.5	8	0	7	9	0	0	15	1.2
Matt Steelman		14-0	36-2.6	5-11	.455	5-9	.556	0-0	.000	0	2	2	0.1	6	0	2	1	0	0	15	1.1
Cameron McQueen		4-0	9-2.3	1-3	.333	0-0	.000	0-0	.000	2	2	4	1.0	1	0	0	2	0	0	2	0.5
Aerris Smith		11-0	31-2.8	2-8	.250	0-0	.000	1-3	.333	2	2	4	0.4	2	0	1	0	0	0	5	0.5
Joseph Tecklenberg		12-0	32-2.7	1-3	.333	0-0	.000	1-2	.500	0	3	3	0.3	5	0	2	5	1	2	3	0.3
TEAM										50	62	112	3.3	1		6				0	
Total		34		883-1853	.477	197-493	.400	539-778	.693	372	736	1108	0.0	654	20	487	404	86	227	2502	73.6
Opponents		34		796-1787	.445	188-540	.348	533-742	.718	353	720	1073	0.0	675	-	365	453	110	200	2313	68.0
Conference Statistics		GP-GS	Min.-Avg.	FGM-FGA	Pct.	3FGM-FGA	Pct.	FTM-FTA	Pct.	R-Off.R-Def.	Rebs.	Avg.	PF	FO	A	TO	Blk.	Stl.	Points	Avg.	
Player																					
Noah Dahلمان		18-18	542-30.1	154-228	.675	0-0	.000	77-105	.733	54	52	106	5.9	36	1	18	7	14	385	21.4	
Cameron Rundles		18-18	573-31.8	83-188	.441	40-95	.421	56-83	.675	8	66	74	4.1	36	0	44	23	1	24	262	14.6
Jamar Diggs		18-18	567-31.5	71-167	.425	14-38	.368	54-74	.730	2	39	41	2.3	49	2	56	28	15	29	210	11.7
Kevin Giltner		18-0	350-19.4	42-94	.447	29-69	.420	15-26	.577	7	20	27	1.5	24	0	10	15	1	11	128	7.1
Terry Martin		18-1	270-15.0	34-72	.472	0-1	.000	36-48	.750	26	30	56	3.1	54	4	8	25	3	7	104	5.8
Brad Loesing		18-17	539-29.9	35-81	.432	12-31	.387	20-24	.833	5	23	28	1.6	50	3	66	37	2	17	102	5.7
Tim Johnson		18-18	491-27.3	37-92	.402	0-0	.000	19-47	.404	59	93	152	8.4	49	0	46	35	9	22	93	5.2
Nathan Parker		7-0	72-10.3	6-8	.750	3-4	.750	2-6	.333	4	9	13	1.9	9	0	4	11	5	1	17	2.4
Drew Crowell		15-0	117-7.8	13-18	.722	0-0	.000	0-0	.000	9	12	21	1.4	9	0	2	1	1	0	26	1.7
Matt Steelman		11-0	23-2.1	4-8	.500	4-6	.667	0-0	.000	0	2	2	0.2	2	0	1	0	0	0	12	1.1
Taylor Wagener		11-0	34-3.1	2-7	.286	2-7	.286	6-8	.750	3	1	4	0.4	6	0	4	5	0	0	12	1.1
Cameron McQueen		2-0	4-2.0	1-1	1.000	0-0	.000	0-0	.000	1	0	1	0.5	0	0	0	2	0	0	2	1.0
Aerris Smith		9-0	21-2.3	2-6	.333	0-0	.000	1-2	.500	2	1	3	0.3	1	0	1	0	0	0	5	0.6
Joseph Tecklenberg		10-0	22-2.2	0-2	.000	0-0	.000	1-2	.500	0	1	1	0.1	4	0	2	3	1	2	1	0.1
TEAM										28	39	67	3.7	1		3				0	
Total		18		484-972	.498	104-251	.414	287-425	.675	208	388	596	33.1	330	10	262	205	43	127	1359	75.5
Opponents		18		399-917	.435	95-301	.316	273-364	.750	176	343	519	28.8	345	-	173	247	48	95	1166	64.8

2010-11 Southern Conference Standings

North Division	Conference							Overall							
	W	L	Pct	PF	PA	Home	Away	W	L	Pct	PF	PA	Home	Away	Neutral
Western Carolina	12	6	.667	70.4	67.4	8-1	4-5	18	15	.545	69.8	68.9	11-1	6-11	1-3
Chattanooga	12	6	.667	72.5	75.2	8-1	4-5	16	16	.500	71.1	74.4	10-6	6-10	0-0
Appalachian State	10	8	.556	72.5	70.9	6-3	4-5	16	15	.516	73.1	73.2	9-3	6-8	1-4
Elon	7	11	.389	72.0	72.7	4-5	3-6	14	17	.452	74.2	74.2	8-5	5-9	1-3
UNCG	6	12	.333	75.4	78.8	3-6	3-6	7	24	.226	71.7	80.7	3-12	3-11	1-1
Samford	4	14	.222	60.2	70.6	2-7	2-7	12	19	.387	60.6	66.8	6-8	5-9	1-2

South Division	Conference							Overall							
	W	L	Pct	PF	PA	Home	Away	W	L	Pct	PF	PA	Home	Away	Neutral
College of Charleston	14	4	.778	78.5	68.6	9-0	5-4	26	11	.703	76.2	69.0	13-1	9-8	4-2
Wofford	14	4	.778	75.5	64.8	6-3	8-1	21	13	.618	73.6	68.0	8-4	8-6	5-3
Furman	12	6	.667	70.4	66.0	7-2	5-4	22	11	.667	68.8	64.4	11-2	9-8	2-1
Davidson	10	8	.556	72.8	69.4	6-3	4-5	18	15	.545	72.5	68.7	10-3	5-10	3-2
The Citadel	6	12	.333	65.6	69.8	3-6	3-6	10	22	.313	64.0	69.9	6-8	3-12	1-2
Georgia Southern	1	17	.056	60.3	71.9	1-8	0-9	5	27	.156	65.3	75.7	5-10	0-14	0-3

2011 Southern Conference Tournament Results

Friday, March 4

The McKenzie Arena, Chattanooga, Tenn.

- Game 1: (5N) UNCG 71, (4S) Davidson 64
- Game 2: (3N) Appalachian State 65, (6S) Georgia Southern 57
- Game 3: (3S) Furman 61, (6N) Samford 48
- Game 4: (4N) Elon 85, (5S) The Citadel 74

Saturday, March 5

The McKenzie Arena, Chattanooga, Tenn.

- Game 5: (1N) Western Carolina 77, (5N) UNCG 66
- Game 6: (2S) Wofford 69, (3N) Appalachian State 56
- Game 7: (3S) Furman 61, (1N) Chattanooga 52
- Game 8: (1S) College of Charleston 78, (4N) Elon 60

Sunday, March 6

The McKenzie Arena, Chattanooga, Tenn.

- Game 9: (2S) Wofford 86, (1N) Western Carolina 72
- Game 10: (1S) College of Charleston 63, (3S) Furman 58

Monday, March 7

The McKenzie Arena, Chattanooga, Tenn.

- Game 11: (2S) Wofford 77, (1S) College of Charleston 67

SoCon in the NCAA Tournament

March 17, 2011

(Denver, Colo.)

- No. 3 BYU 74
- No. 14 Wofford 66



Noah Dahlman poured in a game-high 22 points to go along with nine rebounds, but Wofford fell short against Brigham Young in the NCAA Tournament, 74-66.

NIT

March 15, 2011
(Charleston, S.C.)

College of Charleston	94
Dayton	84

March 19, 2011
(Cleveland, Ohio)

College of Charleston	64
Cleveland State	54

March 23, 2011
(Wichita, Kan.)

Wichita State	82
College of Charleston	75

CollegInsider.com Tournament

March 15, 2011
(Johnson City, Tenn.)

East Tennessee State	76
Furman	63

College Basketball Invitational

March 15, 2011
(Davidson, N.C.)

Davidson	85
James Madison	65

March 21, 2011
(Omaha, Neb.)

Creighton	102
Davidson	92

All-Conference Teams

Coaches All-Conference Team

Omar Carter, Appalachian State
 Donald Sims, Appalachian State
 Andrew Goudelock, College of Charleston
 Donovan Monroe, College of Charleston
 Cameron Wells, The Citadel
 Chris Long, Elon
 Amu Saaka, Furman
 Omar Wattad, Chattanooga
 Mike Williams, Western Carolina
 Noah Dahlman, Wofford

Media All-Conference Team

First Team

Donald Sims, Appalachian State
 Andrew Goudelock, College of Charleston
 Cameron Wells, The Citadel
 Amu Saaka, Furman
 Noah Dahlman, Wofford

Second Team

Omar Carter, Appalachian State
 Chris Long, Elon
 Keegan Bell, Chattanooga
 Omar Wattad, Chattanooga
 Mike Williams, Western Carolina

Third Team

Donovan Monroe, College of Charleston
 Jeremy Simmons, College of Charleston
 Ben Drayton III, Georgia Southern
 Tim Johnson, Wofford
 Cameron Rundles, Wofford

All-Freshman Teams

Coaches All-Freshman Team

Trent Wiedeman, College of Charleston
 Lucas Troutman, Elon
 Eric Ferguson, Georgia Southern
 Trevis Simpson, UNCG
 Trey Sumler, Western Carolina

Media All-Freshman Team

Trent Wiedeman, College of Charleston
 Jack Isenbarger, Elon
 Eric Ferguson, Georgia Southern
 Trevis Simpson, UNCG
 Trey Sumler, Western Carolina

National and Regional Honors

AP All-American – Honorable Mention

Andrew Goudelock, College of Charleston

CollegInsider.com

Lute Olson All-America Team

Andrew Goudelock, College of Charleston

College of Charleston's Andrew Goudelock, the Malcolm U. Pitt Media Player of the Year and SoCon's leading scorer, led College of Charleston to the SoCon Tournament final before falling to Wofford.

Goudelock was a second-round draft choice of the Los Angeles Lakers in 2011, and he was crowned the 2011 State Farm 3-Point Champion by the winning the event held in conjunction with the Final Four in Houston, Texas.



Conference Awards

Coaches Awards

Player of the Year Andrew Goudelock, Sr., G, College of Charleston
Freshman of the Year Trey Sumler, G, Western Carolina
Defensive Player of the Year Richie Gordon, Sr., F, Western Carolina
Coach of the Year Bobby Cremins, College of Charleston

Southern Conference Sports Media Association Awards

Malcolm U. Pitt Player of the Year Andrew Goudelock, Sr., G, College of Charleston
Freshman of the Year Trey Sumler, Fr., G, Western Carolina
Anton Foy Coach of the Year Bobby Cremins, College of Charleston

Tournament Most Outstanding Player Noah Dahlman, Sr., F, Wofford

All-Tournament Team

First Team

Andrew Goudelock, College of Charleston
 Donovan Monroe, College of Charleston
 Jamar Diggs, Wofford
 Cameron Rundles, Wofford
 Noah Dahlman, Wofford

Second Team

Trent Wiedeman, College of Charleston
 Jordan Miller, Furman
 Amu Saaka, Furman
 Harouna Mutombo, Western Carolina
 Mike Williams, Western Carolina

Players of the Week

Nov. 16 Omar Carter, Appalachian State
 Nov. 23 Donald Sims, Appalachian State
 Nov. 30 Cameron Wells, The Citadel
 Dec. 7 Noah Dahlman, Wofford
 Dec. 14 Brendan McKillop, Davidson
 Dec. 21 Jeremy Simmons, College of Charleston
 Jan. 4 Amu Saaka, Furman
 Jan. 11 Omar Carter, Appalachian State
 Jan. 18 Omar Wattad, Chattanooga
 Jan. 25 Amu Saaka, Furman
 Feb. 1 Noah Dahlman, Wofford
 Feb. 8 Andrew Goudelock, College of Charleston
 Feb. 15 Andrew Goudelock, College of Charleston
 Feb. 22 Chris Long, Elon
 March 1 Donald Sims, Appalachian State

Players of the Month

November Donald Sims, Appalachian State
 December Andrew Goudelock, College of Charleston
 January Noah Dahlman, Wofford
 February Donald Sims, Appalachian State

SCORING

##	Player-Team	Cl	G	FG	3FG	FT	Pts	Avg.
1.	Andrew Goudelock, CofC	SR	37	318	131	110	877	23.7
2.	Donald Sims, ASU	SR	31	198	78	178	652	21.0
3.	Noah Dahlman, WOF	SR	34	255	0	172	682	20.1
4.	Cameron Wells, CIT	SR	32	197	19	139	552	17.3
5.	Omar Carter, ASU	JR	31	184	38	99	505	16.3
6.	Ben Drayton, GSU	JR	32	185	20	114	504	15.8
7.	Amu Saaka, FUR	SR	33	167	50	130	514	15.6
8.	Mike Williams, WCU	SR	33	190	55	73	508	15.4
9.	Chris Long, Elon	SR	31	126	54	150	456	14.7
10.	Omar Wattad, UTC	JR	32	143	88	82	456	14.3
11.	Cameron Rundles, WOF	SR	34	155	75	89	474	13.9
12.	Drew Spradlin, Elon	JR	31	147	57	72	423	13.6
13.	Ricky Taylor, UTC	JR	32	138	45	94	415	13.0
14.	JP Kuhlman, DAV	SO	33	130	49	115	424	12.8
15.	Jamar Diggs, WOF	SR	33	143	27	102	415	12.6
16.	Donavan Monroe, CofC	SR	37	160	42	97	459	12.4
17.	Jake Cohen, DAV	SO	33	138	26	99	401	12.2
18.	Eric Ferguson, GSU	FR	31	135	5	98	373	12.0
19.	Brandon Evans, UNCG	SR	31	106	46	111	369	11.9
20.	Trevis Simpson, UNCG	FR	27	115	29	59	318	11.8

Rebounding

##	Player-Team	Cl	G	OFF	DEF	TOT	Avg/G
1.	Tim Johnson, WOF	SR	34	112	176	288	8.5
2.	Trent Wiedeman, CofC	FR	37	81	165	246	6.6
3.	Amu Saaka, FUR	SR	33	68	145	213	6.5
4.	DeAntre Jefferson, UTC	SR	32	63	143	206	6.4
5.	Mike Groselle, CIT	SO	31	74	124	198	6.4
6.	Chris Early, UTC	JR	31	48	148	196	6.3
7.	Andre Williamson, ASU	JR	31	51	144	195	6.3
8.	Jeffrey Merritt, SAM	JR	31	47	147	194	6.3
9.	Jake Cohen, DAV	SO	33	67	138	205	6.2
10.	Aaron Brackett, UNCG	JR	31	47	138	185	6.0
11.	Willis Hall, CofC	SO	37	77	140	217	5.9
12.	Omar Carter, ASU	JR	31	51	129	180	5.8
13.	Richie Gordon, WCU	SR	33	80	109	189	5.7
14.	Noah Dahlman, WOF	SR	34	94	98	192	5.6
15.	Eric Ferguson, GSU	FR	31	68	107	175	5.6

Field Goal Percentage

##	Player-Team	Cl	G	FG	FGA	Pct
1.	Noah Dahlman, WOF	SR	34	255	417	.612
2.	Mike Groselle, CIT	SO	31	149	248	.601
3.	Andre Williamson, ASU	JR	31	104	185	.562
4.	De'Mon Brooks, DAV	FR	31	102	193	.528
5.	Clint Mann, DAV	SO	33	107	204	.525
6.	Noah States, FUR	SR	28	106	209	.507
7.	Willis Hall, CofC	SO	37	129	256	.504
8.	Harouna Mutombo, WCU	JR	32	135	274	.493
9.	Jake Cohen, DAV	SO	33	138	282	.489
10.	Ben Drayton, GSU	JR	32	185	385	.481

Assists

##	Player-Team	Cl	G	Assists	Avg/G
1.	Chris Long, Elon	SR	31	188	6.1
2.	Keegan Bell, UTC	JR	32	182	5.7
3.	Ben Drayton, GSU	JR	32	146	4.6
4.	Cameron Wells, CIT	SR	32	138	4.3
5.	Andrew Goudelock, CofC	SR	37	157	4.2
6.	Mike Williams, WCU	SR	33	127	3.8
7.	Donald Sims, ASU	SR	31	112	3.6
8.	Darryl Evans, FUR	SR	33	114	3.5
9.	Kyle Randall, UNCG	SO	30	103	3.4
10.	Brad Loesing, WOF	JR	34	109	3.2

Free Throw Percentage

##	Player-Team	Cl	G	FTM	FTA	Pct
1.	Nik Cochran, DAV	SO	33	89	101	.881
2.	Amu Saaka, FUR	SR	33	130	149	.872
3.	Donald Sims, ASU	SR	31	178	206	.864
4.	Cameron Wells, CIT	SR	32	139	168	.827
5.	JP Kuhlman, DAV	SO	33	115	139	.827
6.	Andrew Goudelock, CofC	SR	37	110	134	.821
7.	Chris Long, Elon	SR	31	150	185	.811
8.	Brandon Evans, UNCG	SR	31	111	137	.810
9.	Trey Sumler, WCU	FR	33	85	107	.794
10.	Mike Williams, WCU	SR	33	73	92	.793

Steals

##	Player-Team	Cl	G	Steals	Avg/G
1.	Mike Williams, WCU	SR	33	67	2.0
2.	Jelani Hewitt, GSU	FR	32	62	1.9
3.	Ben Drayton, GSU	JR	32	60	1.9
4.	Jamar Diggs, WOF	SR	33	59	1.8
5.	Chris Long, Elon	SR	31	53	1.7
	Donald Sims, ASU	SR	31	53	1.7
7.	Richie Gordon, WCU	SR	33	51	1.5
8.	Eric Ferguson, GSU	FR	31	46	1.5
9.	Cameron Wells, CIT	SR	32	46	1.4
10.	Tim Johnson, WOF	SR	34	43	1.3

3-Point Field Goal Percentage

##	Player-Team	Cl	G	3FG	FGA	Pct
1.	Noah States, FUR	SR	28	41	89	.461
2.	Justin Dehm, FUR	SR	33	48	109	.440
3.	Trey Sumler, WCU	FR	33	52	119	.437
4.	Josh Bedwell, SAM	SR	31	51	118	.432
5.	Brandon Evans, UNCG	SR	31	46	109	.422
	Andy King, SAM	SR	31	46	109	.422
7.	Kevin Giltner, WOF	JR	34	52	125	.416
8.	Drew Windler, SAM	FR	31	35	85	.412
9.	Andrew Goudelock, CofC	SR	37	131	322	.407
10.	Omar Carter, ASU	JR	31	38	95	.400

3-Point Field Goals Made

##	Player-Team	Cl	G	3FG	Avg/G
1.	Andrew Goudelock, CofC	SR	37	131	3.5
2.	Omar Wattad, UTC	JR	32	88	2.8
3.	Brendan McKillop, DAV	SR	32	85	2.7
4.	Donald Sims, ASU	SR	31	78	2.5
5.	Cameron Rundles, WOF	SR	34	75	2.2
6.	Zach Urbanus, CIT	SR	32	64	2.0
7.	Keegan Bell, UTC	JR	32	62	1.9
8.	Jack Isenbarger, Elon	FR	31	60	1.9
9.	Austin Dahn, CIT	SR	32	61	1.9
10.	Drew Spradlin, Elon	JR	31	57	1.8

Blocked Shots

##	Player-Team	Cl	G	Blocks	Avg/G
1.	Lucas Troutman, Elon	FR	31	47	1.5
2.	Jake Cohen, DAV	SO	33	49	1.5
3.	Andre Williamson, ASU	JR	31	46	1.5
4.	Richie Gordon, WCU	SR	33	42	1.3
5.	Rory Spencer, GSU	JR	29	35	1.2
6.	Antwaine Wiggins, CofC	JR	36	42	1.2
7.	Trent Wiedeman, CofC	FR	37	39	1.1
8.	Eric Ferguson, GSU	FR	31	26	0.8
9.	Noah States, FUR	SR	28	23	0.8
10.	Jamar Diggs, WOF	SR	33	27	0.8

Assist/Turnover Ratio

##	Player-Team	Cl	G	Asst	Avg	Turn	Avg	Ratio
1.	Chris Long, Elon	SR	31	188	6.1	69	2.2	2.7
2.	Keegan Bell, UTC	JR	32	182	5.7	77	2.4	2.4
3.	Cameron Wells, CIT	SR	32	138	4.3	78	2.4	1.8
4.	Jamar Diggs, WOF	SR	33	102	3.1	58	1.8	1.8
5.	Darryl Evans, FUR	SR	33	114	3.5	66	2.0	1.7
6.	JP Kuhlman, DAV	SO	33	103	3.1	62	1.9	1.7
7.	Kyle Randall, UNCG	SO	30	103	3.4	69	2.3	1.5
8.	Brad Loesing, WOF	JR	34	109	3.2	74	2.2	1.5
9.	Mike Williams, WCU	SR	33	127	3.8	93	2.8	1.4
10.	Andrew Goudelock, CofC	SR	37	157	4.2	119	3.2	1.3

Minutes Played

##	Player-Team	Cl	G	Minutes	Avg/G
1.	Donald Sims, ASU	SR	31	1174	37.9
2.	Ben Drayton, GSU	JR	32	1184	37.0
3.	Zach Urbanus, CIT	SR	32	1174	36.7
4.	Cameron Wells, CIT	SR	32	1145	35.8
5.	Andrew Goudelock, CofC	SR	37	1302	35.2
6.	Keegan Bell, UTC	JR	32	1105	34.5
7.	Chris Long, Elon	SR	31	1044	33.7
8.	Omar Carter, ASU	JR	31	1042	33.6
9.	Donavan Monroe, CofC	SR	37	1225	33.1
10.	Cameron Rundles, WOF	SR	34	1124	33.1

2010-11 TEAM STATS

PREPARING STUDENT-ATHLETES FOR LIFE'S CHALLENGES SINCE 1921



SCORING OFFENSE

##	Team	G	W-L	Pts	Avg
1.	Coll. of Charleston	37	26-11	2821	76.2
2.	Elon	31	14-17	2301	74.2
3.	Wofford	34	21-13	2502	73.6
4.	Appalachian State	31	16-15	2265	73.1
5.	Davidson	33	18-15	2392	72.5
6.	UNCG	31	7-24	2204	71.1
7.	Chattanooga	32	16-16	2274	71.1
8.	Western Carolina	33	18-15	2303	69.8
9.	Furman	33	22-11	2271	68.8
10.	Georgia Southern	32	5-27	2090	65.3
11.	The Citadel	32	10-22	2049	64.0
12.	Samford	31	12-19	1880	60.6

SCORING DEFENSE

##	Team	G	Pts	Avg/G
1.	Furman	33	2124	64.4
2.	Samford	31	2072	66.8
3.	Wofford	34	2313	68.0
4.	Davidson	33	2266	68.7
5.	Western Carolina	33	2275	68.9
6.	Coll. of Charleston	37	2554	69.0
7.	The Citadel	32	2237	69.9
8.	Appalachian State	31	2269	73.2
9.	Elon	31	2301	74.2
10.	Chattanooga	32	2380	74.4
11.	Georgia Southern	32	2423	75.7
12.	UNCG	31	2501	80.7

SCORING MARGIN

##	Team	G	OFF	DEF	Margin
1.	Coll. of Charleston	37	76.2	69.0	+7.2
2.	Wofford	34	73.6	68.0	+5.6
3.	Furman	33	68.8	64.4	+4.5
4.	Davidson	33	72.5	68.7	+3.8
5.	Western Carolina	33	69.8	68.9	+0.8
6.	Elon	31	74.2	74.2	+0.0
7.	Appalachian State	31	73.1	73.2	-0.1
8.	Chattanooga	32	71.1	74.4	-3.3
9.	The Citadel	32	64.0	69.9	-5.9
10.	Samford	31	60.6	66.8	-6.2
11.	UNCG	31	71.1	80.7	-9.6
12.	Georgia Southern	32	65.3	75.7	-10.4

FREE THROW PERCENTAGE

##	Team	G	FTM	FTA	Pct
1.	Coll. of Charleston	37	441	595	.741
2.	Davidson	33	496	677	.733
3.	Furman	33	503	694	.725
4.	The Citadel	32	388	542	.716
5.	Elon	31	486	681	.714
6.	Appalachian State	31	489	694	.705
7.	Wofford	34	539	778	.693
8.	UNCG	31	458	664	.690
9.	Georgia Southern	32	458	666	.688
10.	Samford	31	351	520	.675
11.	Western Carolina	33	399	613	.651
12.	Chattanooga	32	480	740	.649

FIELD GOAL PERCENTAGE

##	Team	G	FG	FGA	Pct
1.	Coll. of Charleston	37	1037	2173	.477
2.	Wofford	34	883	1853	.477
3.	Appalachian State	31	790	1738	.455
4.	Georgia Southern	32	745	1661	.449
5.	Furman	33	765	1712	.447
6.	Davidson	33	819	1887	.434
7.	Western Carolina	33	857	1990	.431
8.	UNCG	31	780	1820	.429
9.	Elon	31	765	1786	.428
10.	Samford	31	627	1464	.428
11.	The Citadel	32	752	1758	.428
12.	Chattanooga	32	761	1827	.417

FIELD GOAL PERCENTAGE DEFENSE

##	Team	G	FG	FGA	Pct
1.	Furman	33	731	1727	.423
2.	Samford	31	722	1672	.432
3.	Davidson	33	753	1740	.433
4.	Coll. of Charleston	37	969	2218	.437
5.	Chattanooga	32	829	1887	.439
6.	Wofford	34	796	1787	.445
7.	Western Carolina	33	779	1733	.450
8.	Appalachian State	31	841	1822	.462
9.	Elon	31	827	1790	.462
10.	The Citadel	32	821	1772	.463
11.	UNCG	31	850	1796	.473
12.	Georgia Southern	32	823	1694	.486

3-POINT FIELD GOAL PERCENTAGE

##	Team	G	FG	FGA	Pct
1.	Wofford	34	197	493	.400
2.	Furman	33	238	636	.374
3.	Coll. of Charleston	37	306	835	.366
4.	Elon	31	285	784	.364
5.	UNCG	31	186	522	.356
6.	Samford	31	275	776	.354
7.	Davidson	33	258	750	.344
8.	Appalachian State	31	196	582	.337
9.	Western Carolina	33	190	570	.333
10.	Georgia Southern	32	142	435	.326
11.	The Citadel	32	157	488	.322
12.	Chattanooga	32	272	846	.322

3-POINT FIELD GOAL PCT DEFENSE

##	Team	G	FG	FGA	Pct
1.	Western Carolina	33	161	519	.310
2.	Furman	33	181	550	.329
3.	Davidson	33	161	482	.334
4.	The Citadel	32	215	633	.340
5.	Coll. of Charleston	37	213	627	.340
6.	Appalachian State	31	197	579	.340
7.	Chattanooga	32	301	871	.346
8.	Wofford	34	188	540	.348
9.	Georgia Southern	32	214	586	.365
10.	Samford	31	247	669	.369
11.	Elon	31	206	540	.381
12.	UNCG	31	247	646	.382

REBOUNDING MARGIN

##	Team	G	Avg	O-Avg	+/-
1.	Davidson	33	36.8	32.6	+4.2
2.	Chattanooga	32	38.5	35.3	+3.2
3.	Furman	33	34.4	31.5	+2.9
4.	The Citadel	32	35.0	32.3	+2.7
5.	Wofford	34	32.6	31.6	+1.0
6.	Western Carolina	33	36.0	35.7	+0.4
7.	Appalachian State	31	34.4	34.5	-0.1
8.	Coll. of Charleston	37	34.5	35.3	-0.8
9.	UNCG	31	34.1	36.6	-2.5
10.	Georgia Southern	32	30.4	33.2	-2.8
11.	Elon	31	34.3	37.2	-2.9
12.	Samford	31	27.1	36.2	-9.1

BLOCKED SHOTS

##	Team	G	Blocks	Avg/G
1.	Coll. of Charleston	37	150	4.1
2.	Furman	33	114	3.5
3.	Western Carolina	33	102	3.1
4.	Davidson	33	98	3.0
5.	Appalachian State	31	89	2.9
6.	Georgia Southern	32	88	2.8
7.	Elon	31	81	2.6
8.	Wofford	34	86	2.5
9.	UNCG	31	76	2.5
10.	Samford	31	49	1.6
11.	Chattanooga	32	47	1.5
	The Citadel	32	47	1.5

ASSISTS

##	Team	G	Assists	Avg/G
1.	Wofford	34	487	14.3
2.	Elon	31	435	14.0
3.	Chattanooga	32	447	14.0
4.	Coll. of Charleston	37	497	13.4
5.	Samford	31	409	13.2
6.	Western Carolina	33	432	13.1
7.	Davidson	33	425	12.9
8.	The Citadel	32	402	12.6
9.	Furman	33	404	12.2
10.	Georgia Southern	32	381	11.9
11.	UNCG	31	353	11.4
12.	Appalachian State	31	327	10.5

STEALS

##	Team	G	Steals	Avg/G
1.	Western Carolina	33	299	9.1
2.	Georgia Southern	32	276	8.6
3.	Wofford	34	227	6.7
4.	UNCG	31	205	6.6
5.	Samford	31	182	5.9
6.	Coll. of Charleston	37	214	5.8
7.	Appalachian State	31	179	5.8
8.	Elon	31	171	5.5
9.	Furman	33	170	5.2
10.	Chattanooga	32	164	5.1
11.	Davidson	33	162	4.9
12.	The Citadel	32	151	4.7

TURNOVER MARGIN

##	Team	G	Avg	O-Avg	+/-
1.	Western Carolina	33	13.7	15.8	+2.15
2.	Wofford	34	11.9	13.3	+1.44
3.	Elon	31	12.6	13.8	+1.16
4.	Coll. of Charleston	37	12.1	13.0	+0.92
5.	Samford	31	13.5	12.9	-0.55
6.	Appalachian State	31	13.0	12.3	-0.68
7.	Furman	33	13.2	12.5	-0.73
8.	UNCG	31	15.3	14.3	-1.03
9.	Davidson	33	14.1	12.9	-1.12
10.	Georgia Southern	32	18.0	15.9	-2.03
11.	Chattanooga	32	15.1	13.1	-2.03
12.	The Citadel	32	12.7	10.6	-2.12

ASSIST/TURNOVER RATIO

##	Team	G	Asst	Turn	Ratio
1.	Wofford	34	14.3	11.9	1.2
2.	Elon	31	14.0	12.6	1.1
3.	Coll. of Charleston	37	13.4	12.1	1.1
4.	The Citadel	32	12.6	12.7	1.0
5.	Samford	31	13.2	13.5	1.0
6.	Western Carolina	33	13.1	13.7	1.0
7.	Furman	33	12.2	13.2	0.9
8.	Chattanooga	32	14.0	15.1	0.9
9.	Davidson	33	12.9	14.1	0.9
10.	Appalachian State	31	10.5	13.0	0.8
11.	UNCG	31	11.4	15.3	0.7
12.	Georgia Southern	32	11.9	18.0	0.7

ATTENDANCE

##	Team	G	ATTEND	Avg
1.	UNCG	15	63,916	4261
2.	Coll. of Charleston	14	56,944	4067
3.	Davidson	13	45,927	3533
4.	Chattanooga	15	48,545	3236
5.	Western Carolina	12	26,778	2232
6.	Furman	13	26,526	2040
7.	The Citadel	14	24,562	1754
8.	Appalachian State	12	20,977	1748
9.	Wofford	12	20,608	1717
10.	Georgia Southern	15	23,067	1538
11.	Elon	15	20,389	1359
12.	Samford	14	10,309	736

POINTS

41, Ricky Taylor (Chattanooga) vs UNCG (01/27/11)
 40, Ricky Taylor (Appalachian State) at Mississippi State (11-19-10)
 39, Andrew Goudelock (Coll. of Charleston) vs Dayton (03/15/11)
 37, Noah Dahlman (Wofford) at Elon (12/04/10)
 35, Omar Carter (Appalachian State) at Tulsa (11/12/10)

FIELD GOALS MADE

15, Noah Dahlman (Wofford) vs Western Carolina (01/29/11)
 14, Aaron Brackett (UNCG) at Appalachian State (01/13/11)
 13, Andrew Goudelock (Coll. of Charleston) vs Davidson (12/02/10)
 13, Noah Dahlman (Wofford) at Elon (12/04/10)
 13, Corey Van Dussen (UNCG) at Chattanooga (01/27/11)
 13, Andrew Goudelock (Coll. of Charleston) at Elon (02/09/11)

FIELD GOAL ATTEMPTS

31, Ricky Taylor (Appalachian State) at Mississippi State (11-19-10)
 29, Andrew Goudelock (Coll. of Charleston) vs Rhode Island (11/19/10)
 28, Andrew Goudelock (Coll. of Charleston) vs Furman (03/06/11)
 27, Andrew Goudelock (Coll. of Charleston) at North Carolina (11/28/10)
 27, Andrew Goudelock (Coll. of Charleston) at Wichita State (03/23/11)

FIELD GOAL PERCENTAGE

1.000 (10-10), Noah Dahlman (Wofford) at Georgia Southern (1/12/11)
 1.000 (8-8), DeAntre Jefferson (Chattanooga) vs Jackson State (11/24/10)
 1.000 (8-8), Willis Hall (Coll. of Charleston) at The Citadel (02/17/11)
 .889 (8-9), Jeffrey Merritt (Samford) at Youngstown State (11/12/10)
 .889 (8-9), Noah States (Furman) vs Elon (12/01/10)
 .889 (8-9), Willis Hall (Coll. of Charleston) vs UNCG (02/12/11)
 .889 (8-9), Darryl Evans (Furman) vs Davidson (02/12/11)
 .889 (8-9), Donovan Monroe (Coll. of Charleston) vs Vermont (02/19/11)

3-POINT FIELD GOALS MADE

8, DAVIS, Josh (Samford) at Auburn (11/19/10)
 8, Omar Wattad (Chattanooga) at The Citadel (01/13/11)
 8, Andrew Goudelock (Coll. of Charleston) at Elon (02/09/11)
 8, Andrew Goudelock (Coll. of Charleston) vs Dayton (03/15/11)
 7, Ricky Taylor (Appalachian State) at Mississippi State (11-19-10)
 7, Brendan McKillop (Davidson) vs Charlotte (12/11/10)
 7, Jeremi Booth (Appalachian State) vs Milligan (12/30/10)
 7, Brandon Evans (UNCG) at Chattanooga (01/27/11)
 7, Andrew Goudelock (Coll. of Charleston) at Wichita State (03/23/11)

3-POINT FIELD GOAL ATTEMPTS

20, Ricky Taylor (Appalachian State) at Mississippi State (11-19-10)
 16, Keegan Bell (Chattanooga) at Samford (02/26/11)
 15, Andrew Goudelock (Coll. of Charleston) at North Carolina (11/28/10)
 15, Andrew Goudelock (Coll. of Charleston) vs Dayton (03/15/11)
 15, Andrew Goudelock (Coll. of Charleston) at Wichita State (03/23/11)

3-POINT FIELD GOAL PERCENTAGE

1.000 (5-5), Justin Dehm (Furman) vs South Carolina (12/22/10)
 .857 (6-7), Jack Isenbarger (Elon) vs Coll. of New Jersey (11/15/10)
 .857 (6-7), Andrew Goudelock (Coll. of Charleston) at Tennessee (12/31/10)
 .833 (5-6), Noah States (Furman) vs Appalachian State (01/29/11)
 .833 (5-6), Austin Dahn (The Citadel) vs Elon (02/12/11)

FREE THROWS MADE

16, Chris Long (Elon) at UNCG (1/10/11)
 14, Eric Ferguson (Georgia Southern) at Notre Dame (11/12/10)
 14, Amu Saaka (Furman) vs South Carolina (12/22/10)
 13, Brandon Evans (UNCG) at VCU (11/12/10)
 13, Nik Cochran (Davidson) vs Furman (01/12/11)
 13, Ricky Taylor (Chattanooga) vs UNCG (01/27/11)

FREE THROW ATTEMPTS

20, Chris Long (Elon) at UNCG (1/10/11)
 16, Eric Ferguson (Georgia Southern) at Notre Dame (11/12/10)
 15, Brandon Evans (UNCG) at VCU (11/12/10)
 15, Donovan Monroe (Coll. of Charleston) at Tennessee (12/31/10)
 15, Aloysius Henry (UNCG) vs Chattanooga (1/8/11)
 15, Nik Cochran (Davidson) vs Furman (01/12/11)
 15, Ricky Taylor (Chattanooga) vs UNCG (01/27/11)
 15, Lucas Troutman (Elon) vs Western Carolina (02/02/11)
 15, Noah Dahlman (Wofford) vs Brigham Young (3/17/11)

FREE THROW PERCENTAGE

1.000 (14-14), Amu Saaka (Furman) vs South Carolina (12/22/10)
 1.000 (11-11), Chris Long (Elon) vs The Citadel (03/04/11)
 1.000 (10-10), Omar Carter (Appalachian State) at Tulsa (11/12/10)
 1.000 (10-10), Ricky Taylor (Appalachian State) vs Wofford (01/27/11)
 1.000 (10-10), Cameron Wells (The Citadel) vs Wofford (02/05/11)
 1.000 (9-9), Ricky Taylor (Appalachian State) at Samford (12/04/10)
 1.000 (9-9), Chris Long (Elon) vs NC State (01/05/11)
 1.000 (9-9), Chris Long (Elon) at Davidson (02/24/11)
 1.000 (9-9), JP Kuhlman (Davidson) vs UNCG (03/04/11)
 1.000 (8-8), Donovan Monroe (Coll. of Charleston) at Maryland (11/10/10)
 1.000 (8-8), Ricky Taylor (Appalachian State) at Tulsa (11/12/10)
 1.000 (8-8), Jake Cohen (Davidson) at St. John's (12/20/10)
 1.000 (8-8), Jack Isenbarger (Elon) at Duke (12-20-10)
 1.000 (8-8), Nik Cochran (Davidson) vs St. Francis (N.Y.) (12/21/10)
 1.000 (8-8), Amu Saaka (Furman) at Georgia Southern (1/15/11)
 1.000 (8-8), Cameron Rundles (Wofford) at Appalachian State (01/27/11)
 1.000 (8-8), Jordan Miller (Furman) vs Davidson (02/12/11)
 1.000 (8-8), Ricky Taylor (Appalachian State) at High Point (2-19-11)
 1.000 (8-8), Nik Cochran (Davidson) at Presbyterian (2-19-11)
 1.000 (8-8), Nik Cochran (Davidson) vs Elon (02/24/11)

REBOUNDS

18, Willis Hall (Coll. of Charleston) at Western Carolina (02/26/11)
 16, Mike Groselle (The Citadel) at Wofford (01/06/11)
 15, Aloysius Henry (UNCG) vs North Carolina A&T (11/29/10)
 15, Aaron Brackett (UNCG) at Appalachian State (01/13/11)
 14, Tim Johnson (Wofford) vs Air Force (11/24/10)
 14, Tim Johnson (Wofford) vs UNCG (12/02/10)
 14, Mike Groselle (The Citadel) vs South Carolina State (12/22/10)
 14, Richie Gordon (Western Carolina) vs Coll. of Charleston (02/26/11)

ASSISTS

13, Keegan Bell (Chattanooga) vs Appalachian State (12/02/10)
 10, Keegan Bell (Chattanooga) vs Jackson State (11/24/10)
 10, Chris Long (Elon) at Appalachian State (01/17/11)
 10, Cameron Wells (The Citadel) vs Elon (02/12/11)
 10, Ben Drayton (Georgia Southern) at Davidson (02/16/11)
 10, Chris Long (Elon) vs UNCG (02/19/11)
 10, Chris Long (Elon) vs The Citadel (03/04/11)

STEALS

6, Ricky Taylor (Appalachian State) at Georgetown (12/12/10)
 6, Jelani Hewitt (Georgia Southern) at UNCG (1/20/11)
 6, Jamar Diggs (Wofford) vs Chattanooga (01/20/11)
 5, 11 players tied

BLOCKED SHOTS

6, Rory Spencer (Georgia Southern) vs Carver College (11/15/10)
 5, Antwaine Wiggins (Coll. of Charleston) at Maryland (11/10/10)
 5, Jake Cohen (Davidson) vs James Madison (03/15/11)
 4, 13 players tied

TURNOVERS

8, Andrew Goudelock (Coll. of Charleston) at Maryland (11/10/10)
 8, Jelani Hewitt (Georgia Southern) vs Miss. Valley State (11/27/10)
 8, Ben Drayton (Georgia Southern) at Coll. of Charleston (12/04/10)
 8, Andrew Goudelock (Coll. of Charleston) at Wichita State (03/23/11)
 7, 11 players tied

2010-11 TEAM GAME HIGHS

PREPARING STUDENT-ATHLETES FOR LIFE'S CHALLENGES SINCE 1921



POINTS

111, Chattanooga vs UNCG (01/27/11)
110, UNCG at Chattanooga (01/27/11)
108, Davidson vs St. Joseph's (12/30/10)
107, Chattanooga vs Reinhardt (12/21/10)
102, Elon vs Lynchburg College (12/12/10)

MARGIN OF VICTORY

69 (108-39), Davidson vs St. Joseph's (12/30/10)
59 (107-48), Chattanooga vs Reinhardt (12/21/10)
50 (97-47), Western Carolina vs Warren Wilson (11/22/10)
39 (102-63), Elon vs Lynchburg College (12/12/10)
39 (97-58), Wofford at Chattanooga (02/23/11)

FIELD GOALS MADE

41, Davidson vs St. Joseph's (12/30/10)
40, Western Carolina vs Warren Wilson (11/22/10)
40, Chattanooga vs Reinhardt (12/21/10)
40, Coll. of Charleston vs Western Carolina (01/20/11)
39, UNCG at Chattanooga (01/27/11)

FIELD GOAL ATTEMPTS

83, UNCG at Chattanooga (01/27/11)
79, Georgia Southern at Coll. of Charleston (12/04/10)
76, Chattanooga vs Reinhardt (12/21/10)
75, Western Carolina at UNC Asheville (12/28/10)
75, Davidson at Vanderbilt (1/02/11)
75, Davidson vs UNCG (03/04/11)

FIELD GOAL PERCENTAGE

.659 (27-41), Wofford vs High Point (12/18/10)
.654 (34-52), Georgia Southern vs Reinhardt University (11/18/10)
.644 (29-45), The Citadel at Davidson (01/26/11)
.636 (35-55), Coll. of Charleston at Holy Cross (11/13/10)
.618 (34-55), The Citadel vs Appalachian State (01/20/11)

3-POINT FIELD GOALS MADE

18, Samford at Auburn (11/19/10)
18, Samford at UT-San Antonio (12/20/10)
17, UNCG at Chattanooga (01/27/11)
16, Elon vs Lynchburg College (12/12/10)
16, Elon vs UNCG (02/19/11)

3-POINT FIELD GOAL ATTEMPTS

43, UNCG at Chattanooga (01/27/11)
39, Samford at UT-San Antonio (12/20/10)
38, Samford at Chattanooga (01/15/11)
38, Elon at Chattanooga (01/29/10)
37, Coll. of Charleston at Chattanooga (01/17/11)

3-POINT FIELD GOAL PERCENTAGE

.800 (4-5), Georgia Southern vs Elon (2/26/11)
.700 (7-10), Wofford vs High Point (12/18/10)
.692 (9-13), Appalachian State at High Point (2-19-11)
.667 (10-15), Wofford at Furman (02/26/11)
.625 (15-24), Furman vs Samford (01/20/11)

FREE THROWS MADE

36, Chattanooga vs UNCG (01/27/11)
33, Appalachian State at Tulsa (11/12/10)
32, Furman vs Davidson (02/12/11)
31, UNCG at Samford (01/29/11)
30, Coll. of Charleston vs Dayton (03/15/11)

FREE THROW ATTEMPTS

53, Chattanooga vs UNCG (01/27/11)
46, Furman vs Davidson (02/12/11)
41, Appalachian State at Tulsa (11/12/10)
40, Appalachian State vs Robert Morris (12/18/10)
38, Elon at UNCG (1/10/11)
38, Appalachian State vs Georgia Southern (03/04/11)
38, Coll. of Charleston vs Dayton (03/15/11)

FREE THROW PERCENTAGE

1.000 (17-17), Western Carolina vs Appalachian State (01/15/11)
1.000 (11-11), UNCG vs Miami (Fla.) (2/15/11)
1.000 (9-9), Coll. of Charleston vs Wofford (02/03/11)
1.000 (7-7), Coll. of Charleston vs Vermont (02/19/11)
1.000 (3-3), Coll. of Charleston at Elon (02/09/11)

REBOUNDS

60, Chattanooga vs Reinhardt (12/21/10)
54, Elon vs Hampden-Sydney (11/22/10)
52, Appalachian State vs Montreat (11/16/10)
52, The Citadel vs Chowan (12/31/10)
51, Western Carolina vs Warren Wilson (11/22/10)

ASSISTS

25, Wofford vs USC Upstate (11/18/10)
25, Wofford at Xavier (11/27/10)
25, Wofford vs UNCG (12/02/10)
23, Chattanooga vs Jackson State (11/24/10)
23, Elon vs Lynchburg College (12/12/10)
23, Davidson vs St. Joseph's (12/30/10)
23, Chattanooga vs Elon (01/29/10)

STEALS

18, Western Carolina vs Warren Wilson (11/22/10)
15, Georgia Southern vs Georgia State (12/22/10)
14, Western Carolina at Appalachian State (02/17/11)
13, Georgia Southern vs Chicago State (11/26/10)
13, Western Carolina at William & Mary (11/28/10)
13, Georgia Southern at Auburn (12/29/10)
13, Western Carolina at Coll. of Charleston (01/20/11)
13, UNCG at Chattanooga (01/27/11)
13, Wofford vs Georgia Southern (02/12/11)

BLOCKED SHOTS

10, Furman vs North Greenville (11/12/10)
10, Coll. of Charleston vs East Tennessee State (12/07/10)
8, Coll. of Charleston at Maryland (11/10/10)
8, Georgia Southern vs Carver College (11/15/10)
8, UNCG vs Davidson (1/17/11)
8, Georgia Southern vs The Citadel (2/19/11)
8, Western Carolina vs Eastern Kentucky (02/19/11)
8, Davidson vs James Madison (03/15/11)

TURNOVERS

29, UNCG vs Virginia Tech (11/21/10)
28, Georgia Southern vs Miss. Valley State (11/27/10)
26, UNCG vs Florida State (11/14/10)
25, Chattanooga at Louisville (11/22/10)
25, Georgia Southern at Auburn (12/29/10)

FOULS

37, Davidson vs West Virginia (11/18/10)
37, UNCG at Chattanooga (01/27/11)
32, Western Carolina at Clemson (11/12/10)
32, Davidson at Furman (02/12/11)
32, Davidson at Creighton (03-21-11)

Scoring

Game

1.	100	Frank Selvy, Furman vs. Newberry	Jan. 13, 1954
2.	67	Darrell Floyd, Furman vs. Morehead State	Jan. 22, 1955
3.	66	Jay Handlan, Washington & Lee vs. Furman	Feb. 24, 1951
4.	63	Frank Selvy, Furman vs. Mercer	Feb. 11, 1953
5.	62	Darrell Floyd, Furman vs. The Citadel	Jan. 14, 1956
6.	58	Frank Selvy, Furman vs. Wofford	Feb. 23, 1954
7.	56	Darrell Floyd, Furman vs. Clemson	Feb. 24, 1955
8.	56	Stan Davis, Appalachian St. vs. Carson-Newman	Jan. 24, 1974
9.	55	Skip Henderson, Marshall vs. The Citadel	Mar. 4, 1988
10.	54	Rod Hundley, West Virginia vs. Furman	Jan. 5, 1957

Season

1.	1,209	Frank Selvy, Furman	1953-54
2.	974	Stephen Curry, Davidson	2008-09
3.	946	Darrell Floyd, Furman	1955-56
4.	931	Stephen Curry, Davidson	2007-08
5.	908	Jerry West, West Virginia	1959-60
6.	903	Jerry West, West Virginia	1958-59
7.	897	Darrell Floyd, Furman	1954-55
8.	877	Andrew Goudelock, College of Charleston	2010-11
9.	855	Bob McCurdy, Richmond	1974-75
10.	820	Jason Conley, VMI	2001-02

Career

1.	2,635	Stephen Curry, Davidson	2007-09
2.	2,574	Skip Henderson, Marshall	1983-88
3.	2,571	Andrew Goudelock, College of Charleston	2007-11
4.	2,538	Frank Selvy, Furman	1951-54
5.	2,483	John Gerdy, Davidson	1975-79
6.	2,423	Gay Elmore, VMI	1983-87
7.	2,332	John Taft, Marshall	1987-91
8.	2,310	Dom Flora, Washington & Lee	1954-58
9.	2,309	Jerry West, West Virginia	1957-60
10.	2,299	Jonathan Moore, Furman	1976-80

Scoring Average

Season

	Avg	G	Pts.		
1.	41.7	29	1,209	Frank Selvy, Furman *	1953-54
2.	35.9	25	897	Darrell Floyd, Furman *	1954-55
3.	33.8	28	946	Darrell Floyd, Furman *	1955-56
4.	32.9	26	855	Bob McCurdy, Richmond *	1974-75
5.	30.2	19	574	Aron Stewart, Richmond	1972-73
6.	29.5	25	738	Frank Selvy, Furman *	1952-53
7.	29.3	31	908	Jerry West, West Virginia	1959-60
8.	29.3	28	820	Jason Conley, VMI *	2001-02
9.	28.9	25	723	Bob Tallent, George Washington	1968-69
10.	28.6	34	974	Stephen Curry, Davidson *	2008-09

* - NCAA Scoring Leader

Career

1.	32.5	78	2,538	Frank Selvy, Furman	1951-54
2.	32.1	71	2,281	Darrell Floyd, Furman	1953-56
3.	28.1	44	1,237	Aron Stewart, Richmond	1972-74
4.	26.7	56	1,495	Frankie King, Western Carolina	1993-95
5.	25.7	79	2,032	Fred Hetzel, Davidson	1962-65
6.	25.3	104	2,635	Stephen Curry, Davidson	2007-09
7.	24.9	54	1,347	Bob McCurdy, Richmond	1973-75
8.	24.8	93	2,309	Jerry West, West Virginia	1957-60
9.	24.5	89	2,180	Rod Hundley, West Virginia	1954-57
10.	23.4	106	2,483	John Gerdy, Davidson	1975-79



Furman's Frank Selvy scored an NCAA-record 100 points against Newberry on Feb. 13, 1954.

Field Goals Made

Game

1.	41	Frank Selvy, Furman vs. Newberry	Feb. 13, 1954
2.	27	Darrell Floyd, Furman vs. Morehead State	Jan. 22, 1955
3.	25	Stan Davis, Appalachian State vs. Carson-Newman	Jan. 24, 1974
4.	23	Darrell Floyd, Furman vs. The Citadel	Jan. 14, 1956
5.	22	Rod Hundley, West Virginia vs. Furman	Jan. 5, 1957
	22	Bunny Gibson, Marshall vs. Chattanooga	Jan. 30, 1978
7.	21	Jerry Varn, The Citadel vs. Piedmont	1953
	21	Jeff Cohen, William & Mary vs. Richmond	1960-61
	21	Bob McCurdy, Richmond vs. West Virginia	Feb. 17, 1975
10.	20	Fred Hetzel, Davidson vs. Furman	Dec. 8, 1964
	20	Dick Snyder, Davidson vs. Ohio	Dec. 21, 1965
	20	Aron Stewart, Richmond vs. Appalachian State	Jan. 29, 1973
	20	Bob McCurdy, Richmond vs. Appalachian State	Feb. 26, 1975
	20	Skip Henderson, Marshall vs. The Citadel	Mar. 4, 1988

Season

1.	427	Frank Selvy, Furman	1953-54
2.	344	Darrell Floyd, Furman	1954-55
3.	340	Jerry West, West Virginia	1958-59
4.	339	Darrell Floyd, Furman	1955-56
5.	325	Jerry West, West Virginia	1959-60
6.	321	Bob McCurdy, Richmond	1974-75
7.	318	Andrew Goudelock, College of Charleston	2010-11
8.	317	Stephen Curry, Davidson	2007-08
9.	312	Stephen Curry, Davidson	2008-09
10.	292	John Gerdy, Davidson	1977-78

Career

1.	1,052	John Gerdy, Davidson	1976-79
2.	1,000	Skip Henderson, Marshall	1985-88
3.	956	Andrew Goudelock, College of Charleston	2007-11
4.	947	Jonathan Moore, Furman	1977-80
5.	922	Frank Selvy, Furman	1952-54
6.	882	Kyle Hines, UNCG	2004-08
7.	873	Gay Elmore, VMI	1984-87
8.	871	Stephen Curry, Davidson	2007-09
9.	868	Darrell Floyd, Furman	1954-56
10.	843	Jerry West, West Virginia	1958-60

INDIVIDUAL RECORD BOOK

PREPARING STUDENT-ATHLETES FOR LIFE'S CHALLENGES SINCE 1921



Field Goal Attempts

Game

1. 71	Jay Handlin, Washington & Lee vs. Furman	Feb. 24, 1951
2. 66	Frank Selvy, Furman vs. Newberry	Feb. 13, 1954
3. 51	Darrell Floyd, Furman vs. Morehead State	Jan. 22, 1955
4. 49	Darrell Floyd, Furman vs. The Citadel	Jan. 14, 1956
5. 48	Rod Hundley, West Virginia vs. Furman,	Jan. 5, 1957
6. 42	Stan Davis, Appalachian St. vs. Carson-Newman	Jan. 24, 1974
42	Rod Hundley, W. Va. vs. George Washington	Feb. 19, 1955
8. 39	Bill Ralph, VMI vs. West Virginia	1953-54
9. 38	Bob Tallent, George Washington vs. Furman	Jan. 7, 1969
10. 37	Charlie Schmaus, VMI vs. The Citadel	1965-66

Season

1. 941	Frank Selvy, Furman	1953-54
2. 850	Darrell Floyd, Furman	1955-56
3. 814	Rod Hundley, West Virginia	1955-56
4. 796	Darrell Floyd, Furman	1954-55
5. 756	Rod Hundley, West Virginia	1954-55
6. 699	Andrew GoudeLOCK, College of Charleston	2010-11
7. 687	Stephen Curry, Davidson	2008-09
8. 677	Bob Tallent, George Washington	1968-69
9. 656	Stephen Curry, Davidson	2007-08
10. 656	Jerry West, West Virginia	1958-59

Career

1. 2,218	Rod Hundley, West Virginia	1955-57
2. 2,143	Frank Selvy, Furman	1952-54
3. 2,092	Andrew GoudeLOCK, College of Charleston	2007-11
4. 2,063	Darrell Floyd, Furman	1954-56
5. 2,057	John Gerdy, Davidson	1976-79
6. 1,964	Skip Henderson, Marshall	1985-88
7. 1,866	Stephen Curry, Davidson	2007-09
8. 1,858	Gay Elmore, VMI	1984-87
9. 1,757	Jonathan Moore, Furman	1977-80
10. 1,754	Cameron Wells, The Citadel	2010-11

Field Goal Percentage

Game (minimum 10 made)

1. 100.0	14-14 Russ Hunt, Furman vs. Appalachian St.	Dec. 9, 1971
	12-12 Ashley Champion, Chattanooga vs. Samford	Dec. 21, 2002
	12-12 Tyson Patterson, Appalachian St. vs. W. Carolina	Jan. 24, 2000
	10-10 Kyle Hines, UNCG vs. The Citadel	Jan. 7, 2008
	10-10 Jim McDonough, William & Mary vs. Richmond	1975-76
	10-10 Calvin Cannady, E. Tenn. St. vs. Radford	1984-85
	10-10 Lester Johnson, VMI vs. Radford	Dec. 10, 1994
	10-10 Tyler Troupe, Chattanooga vs. King	Dec. 21, 2006
	10-10 Noah Dahlman, Wofford vs. Georgia Southern	Jan. 12, 2011
10. 93.3	14-15 Oliver Morton, Chatt. vs. Appalachian St.	Jan. 29, 2000

Season (minimum 5 made per game)

Pct.	FG-FGA		
1. 67.5	197-292	Troy Lee Mikell, East Tennessee State	1982-83
2. 67.1	141-210	George Spain, Davidson	1994-95
3. 66.3	178-281	Charles Payton, Appalachian State	1980-81
4. 65.2	161-247	Dave Montgomery, VMI	1976-77
5. 64.7	189-292	Rodney English, East Tennessee State	1990-91
6. 64.7	200-309	Joe Holup, George Washington	1955-56
7. 63.3	178-281	Charles Payton, Appalachian State	1980-81
8. 63.1	135-214	Terry Holland, Davidson	1963-64
9. 62.9	88-140	Johnathan Mitchell, Appalachian State	2002-03
10. 62.8	145-231	Kareem Livingston, Appalachian State	1997-98



Davidson's Stephen Curry finished his career as the Southern Conference's leading scorer with 2,635 points. Curry is the league's all-time leader in made three pointers.

Career (minimum 400 made)

Pct.	FG-FGA		
1. 69.0	412-597	Ricky Nedd, Appalachian State	1991-94
2. 60.2	442-734	Rich DiBenedetto, Davidson	1978-81
3. 59.9	764-1276	Noah Dahlman, Wofford	2007-11
4. 59.8	522-873	Kareem Livingston, Appalachian State	1997-98
5. 59.6	647-1,086	Kyle Hines, UNCG	2004-07
6. 59.3	426-718	Joey Brooks, Furman	1986-89
7. 59.2	415-701	Jeremy Simmons, College of Charleston	2007-11
8. 58.6	756-1,296	Joe Holup, George Washington	1953-56
9. 58.5	560-958	Charles Payton, Appalachian State	1979-82
10. 58.3	407-692	Pat Sharp, Western Carolina	1981-84

3-Point Field Goals Made

Game

1. 15	Keith Veney, Marshall vs. Morehead St.	NCAA Record	Dec. 14, 1996
2. 11	Elton Nesbitt, Georgia Southern vs. Chattanooga		Jan. 17, 2005
3. 10	David Donerlson, Western Carolina vs. Elon		Feb. 20, 1989
10	Keith Veney, Marshall vs. Hampton		Jan. 6, 1996
10	Elton Nesbitt, Georgia Southern vs. The Citadel		Feb. 14, 2005
10	Nate Cranford, Appalachian State vs. Chattanooga		Jan. 6, 2007
7. 9	Skip Henderson, Marshall vs. The Citadel		Mar. 4, 1988
9	John Taft, Marshall vs. District of Columbia		Jan. 21, 1991
9	Aaron Nichols, The Citadel vs. Marshall		Feb. 4, 1991
9	Keith Veney, Marshall vs. VMI		1996-97
9	Wes Moore, Chattanooga vs. Wofford		Nov. 15, 1997
9	Travis Cantrell, The Citadel vs. Western Carolina		Jan. 12, 2002
9	Noah Brown, Appalachian State vs. Chattanooga		Jan. 12, 2004
9	Kevin Oleksiak, UNCG vs. Greensboro Coll.		Nov. 21, 2006
9	Stephen Curry, Davidson at Appalachian St.		Nov. 26, 2007
9	Stephen Curry, Davidson vs. Colby		Nov. 21, 2006
9	Stephen McDowell, Chattanooga vs. Niagara		Dec. 30, 2008
9	Donald Sims, Appalachian State vs. Chattanooga		Feb. 26, 2009
9	Antonio Hanson, Georgia Southern vs. Elon		Feb. 25, 2010

Season

1.	162	Stephen Curry, Davidson	NCAA Single-Season Record	2007-08
2.	135	Stephen McDowell, Chattanooga		2008-09
3.	131	Andrew Goudelock, College of Charleston		2010-11
4.	130	Keith Veney, Marshall		1996-97
	130	Stephen Curry, Davidson		2008-09
6.	123	Donald Sims, Appalachian State		2009-10
7.	122	Stephen Curry, Davidson	NCAA Freshman Record	2006-07
8.	118	Keddrick Mays, Chattanooga		2006-07
9.	111	Keith Veney, Marshall		1995-96
10.	103	Rufus Leach, Appalachian State		1999-00
	103	Shawn Hall, Appalachian State		2002-03
	103	Elton Nesbitt, Georgia Southern		2005-06

Career

1.	414	Stephen Curry, Davidson		2007-09
2.	396	Andrew Goudelock, College of Charleston		2007-11
3.	358	Donald Sims, Appalachian State		2007-11
4.	299	Ian Chadwick, Wofford		1997-01
5.	295	Zach Urbanus, The Citadel		2007-11
6.	278	Jake Robinson, Western Carolina		2006-10
7.	273	Eric Webb, Furman		2004-07
8.	270	D.J. Thompson, Appalachian State		2003-06
9.	268	Brendan Winters, Davidson		2003-06
10.	264	Junior Salters, Wofford		2006-10

3-Point Field Goal Attempts

Game

1.	25	Keith Veney, Marshall vs. Morehead State		Dec. 14, 1996
2.	21	Travis Cantrell, The Citadel vs. W. Carolina		Jan. 12, 2002
3.	20	Stephen Curry, Davidson vs. Colby		Nov. 21, 2006
	20	Donald Sims, Appalachian State at Mississippi State		Nov. 19, 2010
5.	19	Keith Veney, Marshall vs. VMI		1996-97
	19	Shawn Hall, Appalachian State vs. Davidson		Feb. 22, 2003
7.	18	Craig Bardo, The Citadel vs. Coll. of Charleston		1986-87
8.	17	David Donerlson, Western Carolina vs. Elon		Feb. 20, 1989
	17	LeVert Threats, Chattanooga vs. VMI		Jan. 13, 1992
	17	Keith Veney, Marshall vs. Hampton		Jan. 6, 1996
	17	Keith Veney, Marshall vs. Western Carolina		1996-97
	17	Keith Veney, Marshall vs. UNC Asheville		Dec. 21, 1996
	17	Jason Conley, VMI vs. Wofford		Feb. 2, 2002
	17	Dante Terry, The Citadel vs. Emmanuel		Dec. 6, 2003
	17	Josh Davis, Samford vs. Chattanooga		Feb. 9, 2009

Season

1.	369	Stephen Curry, Davidson		2007-08
2.	336	Stephen Curry, Davidson		2008-09
3.	322	Andrew Goudelock, College of Charleston		2010-11
4.	320	Keith Veney, Marshall		1996-97
5.	318	Stephen McDowell, Chattanooga		2008-09
6.	309	Shawn Hall, Appalachian State		2002-03
7.	299	Stephen Curry, Davidson		2006-07
8.	288	Donald Sims, Appalachian State		2009-10
9.	286	Keddrick Mays, Chattanooga		2006-07
10.	274	Noy Castillo, The Citadel		1994-95

Career

1.	1,004	Stephen Curry, Davidson		2007-09
2.	958	Andrew Goudelock, College of Charleston		2007-11
3.	883	Donald Sims, Appalachian State		2007-11
4.	819	Ian Chadwick, Wofford		1997-01
5.	737	Terry Williams, Georgia Southern		2001-05
6.	727	Travis Cantrell, The Citadel		1999-02
	727	Jake Robinson, Western Carolina		2006-10
8.	705	Elton Nesbitt, Georgia Southern		2002-06
	705	Mikko Koivisto, UNCG		2006-10
	705	Zach Urbanus, The Citadel		2007-11

3-Point Field Goal Percentage

Game (minimum 6 made)

1.	100.0 (6-6)	Gary Robb, Chattanooga vs. Alaska-Anchorage		Nov. 27, 1992
	100.0 (6-6)	Brandon Born, Chattanooga vs. Southern Miss.		Jan. 2, 1994
	100.0 (6-6)	Nathan Jameson, UNCG vs. St. Peter's		Dec. 3, 2000
	100.0 (6-6)	Jason Morton, Davidson vs. The Citadel		Feb. 13, 2006
	100.0 (6-6)	Matt Estep, Wofford vs. Appalachian State		Feb. 2, 2006
	100.0 (6-6)	Donte Gennie, Georgia Southern vs. The Citadel		Feb. 19, 2007
7.	.833 (10-12)	Elton Nesbitt, Georgia Southern vs. The Citadel		Feb. 14, 2005

Season (minimum 1.5 made per game)

	Pct.	3FG-3FGA		
1.	59.2	84-142	Keith Jennings, East Tennessee State	1990-91
2.	54.2	45-83	Quentin Moore, Western Carolina	1983-84
3.	52.7	58-110	Joe Stafford, Western Carolina	1995-96
4.	51.8	44-85	Keith Gray, Western Carolina	1988-89
5.	50.5	47-93	Brendan Winters, Davidson	2002-03
6.	49.7	73-147	Derek Rucker, Davidson	1986-87
7.	49.6	67-135	Brandon Born, Chattanooga	1993-94
	49.6	63-127	Keith Jennings, East Tennessee State	1989-90
9.	49.5	48-97	Ryan Nesbit, The Citadel	1988-89
10.	48.8	60-123	Colby Wohlleb, Georgia Southern	2009-10

Career (minimum 120 made)

	Pct.	3FG-3FGA		
1.	49.3	223-452	Keith Jennings, East Tennessee State	1989-91
2.	45.2	126-279	Alan Puckett, The Citadel	1999-02
3.	45.0	146-324	Shawn Reid, Furman	1984-88
4.	44.7	159-356	Brandon Born, Chattanooga	1991-95
5.	44.5	154-346	Derek Rucker, Davidson	1985-88
6.	44.0	131-298	David Donerlson, Western Carolina	1989-90
7.	43.4	190-438	Peter Anderer, Davidson	2000-03
8.	43.3	189-437	Kemp Phillips, Appalachian State	1987-90
9.	42.7	241-564	Keith Veney, Marshall	1995-97
	42.7	206-483	Ramon Williams, VMI	1987-90

Free Throws Made

Game

1.	25	Frank Selvy, Furman vs. The Citadel		Jan. 30, 1954
2.	25	Joe Holup, George Washington vs. Furman		Feb. 17, 1956
3.	23	Bill Jarman, Davidson vs. George Washington		Dec. 11, 1961
4.	22	Gary Daniels, The Citadel vs. Toledo		Dec. 21, 1962
	22	Regan Truesdale, The Citadel vs. Marshall		1983-84
5.	21	Kevin Martin, Western Carolina vs. E. Tenn. St.		Jan. 17, 2004
	21	Frank Selvy, Furman vs. Mercer		Feb. 11, 1953
	21	Frank Selvy, Furman vs. Mercer		Feb. 18, 1954
8.	20	Johny Mahoney, William & Mary vs. George Wash.		1954-55
	20	Terry Penn, Virginia Tech vs. The Citadel		1956-57
10.	19	Fred Hetzel, Davidson vs. George Washington		Feb. 5, 1965
	19	Dick Esleeck, Furman vs. East Carolina		Dec. 31, 1968
	19	Ron Carter, VMI vs. Siena		Jan. 4, 1978
	19	Greg Dennis, W. Carolina vs. Appalachian St.		Feb. 2, 1980
	19	Gay Elmore, VMI vs. Davidson		Feb. 24, 1986



East Tennessee State's Keith Jennings averaged a league-record 59.2 percent on three-point attempts during the 1990-91 season. He also holds the career record for three-point field goal percentage at 49.3 percent.

INDIVIDUAL RECORD BOOK

PREPARING STUDENT-ATHLETES FOR LIFE'S CHALLENGES SINCE 1921



Season

1.	355	Frank Selvy, Furman	1953-54
2.	268	Darrell Floyd, Furman	1955-56
3.	258	Jerry West, West Virginia	1959-60
4.	251	Joe Holup, George Washington	1955-56
5.	227	Roy Lange, William & Mary	1957-58
6.	223	Jerry West, West Virginia	1958-59
7.	220	Stephen Curry, Davidson	2008-09
8.	219	Dom Flora, Washington & Lee	1955-56
9.	218	Rod Hundley, West Virginia	1955-56
10.	216	Johnny Mahoney, William & Mary	1954-55

Career

1.	714	Joe Holup, George Washington	1953-56
2.	696	Dom Flora, Washington & Lee	1955-58
3.	694	Frank Selvy, Furman	1952-54
4.	633	Ed Harrison, Richmond	1953-56
5.	623	Jerry West, West Virginia	1958-60
6.	610	Rod Hundley, West Virginia	1955-57
7.	609	Jerry Smith, Furman	1961-63
8.	565	Jeff Cohen, William & Mary	1958-61
9.	545	Darrell Floyd, Furman	1954-56
	545	Donald Sims, Appalachian State	2007-11

Free Throw Attempts

Game

1.	30	Joe Holup, George Washington vs. Furman	Feb. 17, 1956
2.	29	Gary Daniels, The Citadel vs. Toledo	Dec. 21, 1961
3.	27	Regan Truesdale, The Citadel vs. Marshall	1983-84
	27	Bill Jarman, Davidson vs. George Washington	Dec. 11, 1961
	27	Frank Selvy, Furman vs. The Citadel	Jan. 30, 1954
	27	Frank Selvy, Furman vs. Mercer	Feb. 11, 1953
7.	26	Frankie King, Western Carolina vs. E. Tenn. St.	Feb. 23, 1994
8.	24	Darrell Floyd, Furman vs. Georgia Tech	Jan. 13, 1955
	24	Art Musselman, The Citadel vs. Memphis St.	1957-58
	24	Lamar Wright, The Citadel vs. Furman	1992-93
	24	Stanislav Makshantsev, Furman vs. Wofford	Feb. 11, 1999

Season

1.	444	Frank Selvy, Furman	1953-54
2.	350	Darrell Floyd, Furman	1955-56
3.	337	Jerry West, West Virginia	1959-60
4.	331	Joe Holup, George Washington	1955-56
5.	320	Jerry West, West Virginia	1958-59
6.	297	Bill Matthews, Virginia Tech	1953-54
7.	295	Dom Flora, Washington & Lee	1955-56
8.	288	Roy Lange, William & Mary	1957-58
9.	286	Johnny Mahoney, William & Mary	1954-55
10.	281	Frankie King, Western Carolina	1993-94

Career

1.	961	Joe Holup, George Washington	1953-56
2.	906	Frank Selvy, Furman	1952-54
3.	861	Dick Wright, Furman	1956-59
4.	851	Jerry West, West Virginia	1958-60
5.	850	Ed Harrison, Richmond	1953-56
6.	786	Bill Matthews, Virginia Tech	1953-56
7.	743	Jerry Smith, Furman	1961-63
8.	734	John Taft, Marshall	1988-91
9.	698	Darrell Floyd, Furman	1954-56
10.	693	Noah Dahlman, Wofford	2007-11

Free Throw Percentage

Game (minimum 14 made)

1.	100.0	18-18 Anquell McCollum, W. Carolina vs. Marshall	Feb. 5, 1996
2.		17-17 Chad Copeland, Chattanooga vs. Alabama State	Dec. 29, 1993
3.		16-16 Stanford Stickland, Chatt. vs. Georgia Southern	Dec. 30, 1983
		16-16 Greg Dennis, Western Carolina vs. VMI	Jan. 21, 1982
5.		15-15 Jerry Smith, Furman vs. Richmond	Feb. 19, 1962
6.		14-14 Kevin Martin, W. Carolina vs. Coastal Carolina	Nov. 22, 2002
		14-14 Jerry Smith, Furman vs. George Washington	Feb. 19, 1963
		14-14 Ray Miller, Furman vs. Illinois	Dec. 11, 1975

14-14	Mel Daniel, Furman vs. Stanford	Dec. 4, 1981
14-14	Dimeco Childress, E. Tenn. St. vs. Davidson	Feb. 9, 2002
14-14	Stanislav Makshantsev, Furman vs. Duquesne	Dec. 12, 1998
14-14	Terry Boyd, Western Carolina vs. Appalachian St.	Jan. 21, 1991
14-14	John Humphrey, Marshall vs. Austin Peay	Nov. 25, 1988
14-14	Laverne Evans, Marshall vs. Chattanooga	Mar. 4, 1984
14-14	Willie White, Chattanooga vs. Western Carolina	1983-84
14-14	Stephen Curry, Davidson at Oklahoma	Nov. 18, 2008
14-14	Kellen Brand, Appalachian St. vs. UNC-Wilmington	Nov. 13, 2009
14-14	Amu Saaka, Furman vs. South Carolina	Dec. 22, 2010

Season (minimum 2.5 made per game)

Pct.	FT-FTA			
1.	95.1	175-184	Donald Sims, Appalachian State	2009-10
2.	94.4	84-89	Bunny Gibson, Marshall	1977-78
3.	93.2	68-73	Ryan Lawson, East Tennessee State	2001-02
4.	92.5	74-80	Randy Nesbit, The Citadel	1979-80
5.	91.8	78-85	Tim Parker, Chattanooga	2002-03
6.	90.0	81-90	Terry Williams, Georgia Southern	2003-04
7.	89.6	206-230	Chad Copeland, Chattanooga	1993-94
8.	89.5	94-105	Jermel President, College of Charleston	1998-99
	89.5	85-95	Greg White, Marshall	1978-79
	89.5	136-152	Keith Jennings, East Tennessee State	1990-91
	89.5	77-86	Nathan Jameson, UNCG	2000-01

Career (minimum 200 made)

Pct.	FT-FTA			
1.	89.2	545-611	Donald Sims, Appalachian State	2007-11
2.	88.9	281-316	Chad Copeland, Chattanooga	1993-94
3.	87.6	479-857	Stephen Curry, Davidson	2007-09
4.	86.6	214-247	Johnny Mitchell, VMI	1967-69
5.	86.4	260-301	Greg White, Marshall	1978-81
6.	86.1	490-569	Keith Jennings, East Tennessee State	1988-91
7.	85.6	554-647	Greg Dennis, Western Carolina	1979-82
	85.6	214-250	Nathan Jameson, UNCG	1998-01
9.	84.9	286-337	Andy Kolesar, VMI	1978-81
10.	84.8	312-368	Brandon Born, Chattanooga	1991-95

Rebounds

Game

1.	51	Bill Chambers, William & Mary vs. Virginia	Feb. 14, 1953
2.	35	Bob Thomas, Furman vs. The Citadel	Dec. 17, 1955
3.	32	Steve Ross, Furman vs. Presbyterian	Jan. 28, 1958
4.	31	Doug Wilson, Furman vs. William & Mary	Feb. 15, 1960
	31	Bill Ralph, VMI vs. Hampden-Sydney	1953-54
	31	Jerry West, West Virginia vs. George Washington	Feb. 6, 1960
5.	29	Gerald Glur, Furman vs. Richmond	Jan. 7, 1963
6.	28	Bob Thomas, Furman vs. Presbyterian	Feb. 19, 1955
	28	Bobby Williamson, VMI vs. Lynchburg	1954-55
	28	Steve Powers, VMI vs. Davidson	1966-67
	28	Joe Brunson, Furman vs. American	Feb. 17, 1969
	28	Joe Brunson, Furman vs. The Citadel	Dec. 30, 1969
10.	27	Gerald Glur, Furman vs. Wofford	Feb. 16, 1961
	27	Gerald Glur, Furman vs. East Tennessee State	Dec. 2, 1961
	27	Joe Brunson, Furman vs. VMI	Jan. 25, 1969
	27	Joe Brunson, Furman vs. Erskine	Jan. 3, 1970
	27	Kirk Gooding, William & Mary vs. George Wash.	1962-63
	27	Joe Adamitis, George Washington vs. Navy	1963-64
	27	Joe Adamitis, George Wash. vs. William & Mary	1963-64
	27	Fred Hetzel, Davidson vs. Furman	Feb. 8, 1965

Season

1.	604	Joe Holup, George Washington	1955-56
2.	546	Joe Holup, George Washington	1954-55
3.	510	Jerry West, West Virginia	1959-60
4.	495	Chris Smith, Virginia Tech	1959-60
5.	488	Gerald Glur, Furman	1961-62
6.	484	Joe Holup, George Washington	1953-54
7.	471	Jeff Cohen, William & Mary	1959-60
8.	470	Bill Matthews, Virginia Tech	1954-55
9.	447	Gene Guarilia, George Washington	1956-57
10.	443	Lloyd Sharrar, West Virginia	1956-57

Career

1.	2,030	Joe Holup, George Washington	1953-56
2.	1,679	Jeff Cohen, William & Mary	1958-61
3.	1,508	Chris Smith, Virginia Tech	1958-61
4.	1,379	Bill Matthews, Virginia Tech	1953-56
5.	1,255	Ken Daniel, Richmond	1953-56
6.	1,242	Jonathan Moore, Furman	1977-80
7.	1,240	Jerry West, West Virginia	1958-60
8.	1,190	Walt Lysaght, Richmond	1953-56
9.	1,183	Gerald Glur, Furman	1961-63
10.	1,178	Lloyd Sharrar, West Virginia	1956-58

Assists

Game

1.	19	Keith Jennings, E. Tennessee St. vs. Appalachian St.	Feb. 2, 1991
	19	Jason Richards, Davidson vs. Mount St. Mary	Dec. 15, 2006
3.	18	Greg White, Marshall vs. CCONY	Dec. 8, 1979
4.	17	Mike Sorrentino, Davidson vs. Appalachian State	Dec. 17, 1971
	17	Chris Dodds, Davidson vs. Wofford	NOV. 27, 1976
	17	Gary Robb, Chattanooga vs. Southern	Dec. 29, 1992
	17	Sean Peterson, Georgia Southern vs. W. Carolina,	Jan. 21, 2002
8.	16	Tim Brooks, Chattanooga vs. Western Carolina	Feb. 1, 1992
	16	Jason Richards, Davidson vs. Colby	Nov. 21, 2006
	16	Sean Peterson, Georgia Southern vs. E. Tennessee St.	Feb. 2, 2001

Season

1.	301	Keith Jennings, East Tennessee State	1990-91
2.	297	Keith Jennings, East Tennessee State	1989-90
3.	293	Jason Richards, Davidson	2007-08
4.	249	Jason Richards, Davidson	2006-07
5.	218	Tyson Patterson, Appalachian State	1999-00
6.	216	Richard Little, VMI	2002-03
7.	213	Casey Rogers, Western Carolina	1999-00
8.	209	Tim Brooks, Chattanooga	1992-93
9.	206	Guilherme Da Luz, Furman	2001-02
10.	205	Tim Brooks, Chattanooga	1991-92

Career

1.	983	Keith Jennings, East Tennessee State	1988-91
2.	701	Greg White, Marshall	1978-81
3.	668	Guilherme Da Luz, Furman	2000-03
4.	663	Jason Richards, Davidson	2004-08
5.	647	Casey Rogers, Western Carolina	1999-02
6.	646	Ali Ton, Davidson	1995-98
7.	638	Tyson Patterson, Appalachian State	1996-00
8.	584	Courtney Eldridge, UNCG	1999-02
9.	542	Chris Alpert, Davidson	1992-96
10.	530	Kevin Young, Western Carolina	1979-82

Blocked Shots

Game

1.	13	Fessor Leonard, Furman vs. St. Peter's	Jan. 9, 1974
2.	10	Kirill Misyuchenko, The Citadel vs. Wingate	1996-97
3.	10	Neil Ashby, Chattanooga vs. Murray State	Dec. 22, 2002
4.	9	George Singleton, Furman vs. The Citadel	Jan. 7, 1981
	9	George Singeton, Furman vs. Marshall	Feb. 21, 1981
	9	Omar Roland, Marshall vs. Chattanooga	Jan. 13, 1990
	9	Eric Mann, VMI vs. The Citadel	Jan. 15, 2000
8.	8	Omar Roland, Marshall vs. Western Carolina	1989-90
	8	Scott VanSchaardenburg, The Citadel vs. Duke	Jan. 16, 1991
	8	Ricky Nedd, Appalachian State vs. Tennessee Tech	Dec. 6, 1993
	8	Kirill Misyuchenko, The Citadel vs. Ga. Southern	Feb. 12, 2006
	8	Jeremy Clayton, Appalachian St. vs. Chattanooga	Jan. 17, 2008

Season

1.	106	Kyle Hines, UNCG	2004-05
2.	101	Omar Roland, Marshall	1989-90
3.	93	George Singleton, Furman	1980-81
4.	93	Jody Lumpkin, College of Charleston	1999-00
	93	Rans Brempong, Western Carolina	2000-01
6.	84	Kyle Hines, UNCG	2005-06
7.	83	Kirill Misyuchenko, The Citadel	1996-97
8.	82	Mike Benton, College of Charleston	2003-04
9.	79	Jody Lumpkin, College of Charleston	2000-01
10.	74	Mike Benton, College of Charleston	2002-03

Career

1.	308	Rans Brempong, Western Carolina	2001-05
2.	269	George Singleton, Furman	1981-84
3.	238	Jody Lumpkin, College of Charleston	1998-01
4.	220	Jeremy Clayton, Appalachian State	2004-08
5.	215	Kirill Misyuchenko, The Citadel	1995-98
6.	202	Lewis Preston, VMI	1990-93
7.	193	Ricky Nedd, Appalachian State	1991-94
8.	190	Kyle Hines, UNCG	2004-08
9.	184	Eric Mann, VMI	1997-01
10.	182	Jonathan Moore, Furman	1977-80

Steals

Game

1.	11	Ali Ton, Davidson vs. Tufts	Nov. 29, 1997
2.	10	Shawn Moore, Marshall vs. E. Tenn. State	Jan. 29, 1994
	10	Brandon Born, Chattanooga vs. USC-Aiken	Nov. 26, 1994
	10	Jason Bell, VMI vs. Furman	Feb. 10, 1998
	10	Zakee Wadood, E. Tennessee St. vs. Clemson	Dec. 15, 2003
6.	9	D.J. Thompson, App. St. vs. UNCG	Feb. 22, 2007
	9	Stephen Curry, Davidson vs. Guilford	Nov. 14, 2008
8.	8	Kevin Eastman, Richmond vs. Davidson	Jan. 17, 1976
	8	Randy Nesbitt, The Citadel vs. USC Aiken	1976-77
	8	Jeff Battle, Marshall vs. Furman	Jan. 7, 1984
	8	David Wade, Marshall vs. Marquette	Feb. 1, 1984
	8	Trazel Silvers, E. Tennessee St. vs. Appalachian St.	1992-93
	8	Trazel Silvers, E. Tennessee St. vs. Michigan St.	Dec. 9, 1993
	8	Jason Bell, VMI vs. East Tennessee State	Feb. 23, 1997
	8	Jason Bell, VMI vs. West Virginia Tech	Dec. 2, 1997
	8	Jason Bell, VMI vs. UNCG	Feb. 15, 1999
	8	Tyson Patterson, Appalachian St. vs. Lees-McRae	Nov. 27, 1999
	8	Jason Conley, VMI vs. Charleston Southern	2001-02
	8	Tim Smith, East Tennessee State vs. Virginia-Wise	Dec. 14, 2003
	8	Kevin Hammack, The Citadel vs. Navy	Dec. 30, 2004
	8	Max Paulhus-Gosselin, Davidson vs. Guilford	Nov. 14, 2008
	8	Johntavious Rucker, Georgia Southern vs. Reinhardt	Nov. 13, 2009

Season

1.	109	Keith Jennings, East Tennessee State	1990-91
2.	93	Zakee Wadood, East Tennessee State	2002-03
3.	92	Zakee Wadood, East Tennessee State	2003-04
4.	90	Brigham Waginger, Western Carolina	2009-10
5.	87	Tyson Patterson, Appalachian State	1999-00
6.	86	Stephen Curry, Davidson	2008-09
7.	85	D.J. Thompson, Appalachian State	2006-07
8.	84	Keith Jennings, East Tennessee State	1989-90
9.	83	Tim Brooks, Chattanooga	1991-92
10.	82	Courtney Eldridge, UNCG	2000-01

Career

1.	334	Keith Jennings, East Tennessee State	1988-91
2.	293	D.J. Thompson, Appalachian State	2003-06
3.	285	Brigham Waginger, Western Carolina	2006-10
4.	250	Derek Rucker, Davidson	1985-88
5.	247	Tyson Patterson, Appalachian State	1996-00
6.	246	Zakee Wadood, East Tennessee State	2001-04
7.	240	Jason Bell, VMI	1995-98
8.	236	Ricky Hickman, UNCG	2003-07
	236	Rodney Peel, Appalachian State	1988-92
10.	226	Courtney Eldridge, UNCG	1999-01

TEAM RECORD BOOK

PREPARING STUDENT-ATHLETES FOR LIFE'S CHALLENGES SINCE 1921



Scoring

Game

1.	154	Furman vs. The Citadel.....	Jan. 8, 1955
2.	149	Furman vs. Newberry	Feb. 13, 1954
3.	137	Davidson vs. Warren Wilson	Dec. 9, 1991
4.	133	Western Carolina vs. Toccoa Falls	Nov. 26, 2001
5.	130	Richmond vs. Furman	Jan. 3, 1956
6.	128	Furman vs. Newberry	Feb. 7, 1955
7.	126	George Washington vs. Furman	Feb. 6, 1956
	126	Furman vs. VMI.....	March 2 1972
	126	Furman vs. Virginia Intermont.....	Dec. 29, 2004
	126	The Citadel vs. Atlanta Christian.....	Dec. 5, 2005
	126	The Citadel vs. Florida Christian	Nov. 28, 2005

Season

1.	3,103	East Tennessee State.....	1990-91
2.	3,032	East Tennessee State.....	1989-90
3.	2,884	West Virginia	1958-59
4.	2,821	College of Charleston.....	2010-11
5.	2,820	Chattanooga.....	1992-93
6.	2,803	Davidson	2007-08
7.	2,781	College of Charleston.....	2008-09
8.	2,775	West Virginia	1959-60
9.	2,766	Appalachian State	2009-10
10.	2,765	Davidson	2006-07

Scoring Average

Season

	Avg	GP-Pts.		
1.	95.3	27-2,572	Furman.....	1954-55
2.	94.0	33-3,103	East Tennessee State.....	1990-91
3.	92.6	28-2,592	Furman.....	1971-72
4.	91.7	27-2,572	Furman.....	1954-55
5.	91.4	28-2,560	Marshall	1995-96
6.	89.5	31-2,775	West Virginia	1959-60
7.	89.3	26-2,321	Davidson	1963-64
8.	89.2	34-3,032	East Tennessee State.....	1989-90
9.	89.0	28-2,492	Furman.....	1955-56
10.	88.5	26-2,301	Davidson	1964-65

Scoring Defense

Season

1.	58.6	30-1,759	College of Charleston	1999-00
2.	59.2	31-1,835	College of Charleston	1998-99
3.	59.8	32-1,914	The Citadel.....	2009-10
4.	60.0	29-1,740	College of Charleston	2000-01
5.	60.3	31-1,869	Chattanooga	1981-82
6.	60.5	30-1,815	VMI	1984-85
7.	60.7	31-1,881	Samford	2009-10
8.	60.8	30-1,824	College of Charleston	2001-02
9.	61.0	35-2,1234	Wofford.....	2009-10
10.	62.1	30-1,863	Chattanooga	1982-83

Field Goals Made

Game

1.	63	Furman vs. Newberry	Feb. 13, 1954
2.	61	Davidson vs. Warren Wilson	Dec. 10, 1991
3.	61	Western Carolina vs. Toccoa Falls	Nov. 6, 2001
4.	53	Western Carolina vs. Toccoa Falls.....	Nov. 20, 2008
5.	50	Davidson vs. New Hampshire.....	Dec. 28, 1962
	50	The Citadel vs. Coker	Nov. 26, 1984
	50	Western Carolina vs. Toccoa Falls.....	Nov. 27, 2006
8.	49	Appalachian State vs. Chattanooga.....	Feb. 13, 1978
9.	46	Davidson vs. Emory.....	Nov. 9, 2007
10.	45	The Citadel vs. Daniel Webster.....	Nov. 9, 2007
	45	Chattanooga vs. Covenant.....	Nov. 9, 2007
	45	Western Carolina vs. Berea	Jan. 5, 2010

Season

1.	1,132	East Tennessee State	1990-91
2.	1,090	East Tennessee State	1989-90
3.	1,075	West Virginia	1958-59
4.	1,042	Furman	1972-73
5.	1,040	West Virginia	1959-60
6.	1,037	College of Charleston	2010-11
7.	1,032	Davidson	2007-08
8.	1,014	College of Charleston	2008-09
9.	995	Chattanooga	1992-93
10.	992	VMI	1975-76

Field Goal Attempts

Game

1.	116	Furman vs. The Citadel.....	Jan. 8, 1955
2.	102	The Citadel vs. USC-Aiken.....	Feb. 17, 1982
3.	98	Davidson vs. New Hampshire.....	Dec. 28, 1962
	98	Western Carolina vs. Toccoa Falls.....	Nov. 20, 2008
5.	96	Western Carolina vs. Toccoa Falls.....	Nov. 21, 2001
6.	92	Georgia Southern vs. UC-Davis.....	Nov. 12, 2006
7.	87	College of Charleston at UNC Wilmington.....	Nov. 10, 2007
8.	83	Western Carolina vs. Tennessee-Wesleyan	Dec. 15, 2008
	83	Chattanooga vs. Virginia Intermont.....	Nov. 13, 2009
	83	UNCG at Chattanooga	Jan. 27, 2011

Season

1.	2,370	Furman.....	1953-54
2.	2,355	West Virginia	1958-59
3.	2,248	West Virginia	1959-60
4.	2,199	Davidson	2007-08
5.	2,194	Davidson	2008-09
6.	2,176	East Tennessee State	1989-90
7.	2,173	College of Charleston	2010-11
8.	2,169	West Virginia	1956-57
9.	2,150	College of Charleston	2008-09
10.	2,073	Appalachian State.....	2009-10



Head coach Jimmy Tillette's Samford Bulldogs allowed just 60.7 points per game during their second season in the SoCon, the seventh-lowest mark in league history.

Field Goal Percentage

Game	Pct.	FG-FGA	
1.	77.4	24-31	Richmond vs. The Citadel..... 1975-76
2.	72.3	34-47	Chattanooga vs. Appalachian State..... March 6, 2003
3.	71.7	33-46	Davidson vs. VMI..... March 3, 1983
4.	71.4	20-28	Furman vs. James Madison..... Dec. 1, 1984
5.	71.0	44-62	Appalachian State vs. Tenn. Wesleyan..... Dec. 30, 1999
6.	69.3	43-62	The Citadel vs. Indiana State..... Dec. 19, 1988
7.	68.4	26-38	Appalachian State vs. Middle Tenn. St..... Nov. 17, 2007
8.	67.2	39-58	Appalachian State vs. Georgia Southern..... Feb. 13, 2010
9.	66.7	28-42	Appalachian State vs. Arkansas..... Dec. 22, 2007
	66.7	36-54	UNCG vs. Coll. of Charleston..... Jan. 24, 2008
	66.7	34-51	Chattanooga vs. Georgia Southern..... March 5, 2010

Season

1.	54.4	894-1,644	Davidson.....1963-64
2.	53.5	864-1,615	The Citadel..... 1978-79
3.	53.2	946-1,777	Marshall.....1986-87
4.	53.0	669-1,262	East Tennessee State.....1982-83
5.	52.9	Unknown	Davidson.....1980-81
6.	52.5	864-1,616	The Citadel..... 1978-79
7.	52.4	736-1,404	Appalachian State.....1980-81
8.	52.0	940-1,806	VMI.....1976-77
9.	51.6	939-1821	Appalachian State.....1990-91
10.	51.2	Unknown	Davidson.....1965-66

3-Point Field Goals Made

Game		
1.	22	Georgia Southern vs. Chattanooga..... Jan. 17, 2005
2.	21	Furman vs. Virginia Intermont..... Dec. 29, 2004
3.	19	Davidson vs. Washington & Lee..... Nov. 30, 2002
	19	Davidson vs. Colby..... Nov. 21, 2006
	19	College of Charleston at Western Carolina..... Jan. 25, 2010
6.	18	The Citadel vs. Atlanta Christian..... Dec. 30, 2006
	18	Wofford vs. West Virginia Wesleyan..... Jan. 3, 2007
	18	College of Charleston vs. Samford..... Feb. 6, 2010
	18	Samford at Auburn..... Nov. 19, 2010
	18	Samford at UT-San Antonio..... Dec. 20, 2010



Georgia Southern, led by Elton Nesbitt's 11-for-16 effort, drained a SoCon-record 22 three-pointers against Chattanooga on Jan. 17, 2005.

Season

1.	328	Davidson.....2007-08
	328	Davidson.....2006-07
3.	326	College of Charleston.....2009-10
4.	308	College of Charleston.....2002-03
5.	306	College of Charleston.....2010-11
6.	305	Davidson.....2008-09
7.	300	College of Charleston.....2008-09
8.	289	Chattanooga.....2008-09
9.	285	East Tennessee State.....1989-90
	285	Elon.....2010-11

3-Point Field Goal Attempts

Game

1.	52	Davidson vs. Colby..... Nov. 21, 2006
2.	46	East Tennessee State vs. Marshall..... Nov. 21, 2006
3.	46	Davidson vs. Emory..... Nov. 9, 2007
4.	44	The Citadel vs. Chattanooga..... Feb. 16, 2008
	44	College of Charleston vs. Chattanooga..... Feb. 4, 2010
6.	43	UNCG at Chattanooga..... Jan. 27, 2011
7.	42	Appalachian State vs. The Citadel..... Feb. 3, 2005
	42	Furman vs. Chattanooga..... Feb. 7, 2008
	42	College of Charleston vs. Samford..... Feb. 6, 2010
10.	41	The Citadel vs. Daniel Webster..... Nov. 9, 2007

Season

1.	901	Davidson.....2007-08
2.	879	College of Charleston.....2009-10
3.	859	Davidson.....2008-09
4.	846	Chattanooga.....2010-11
5.	835	College of Charleston.....2010-11
6.	821	Chattanooga.....2008-09
7.	816	Davidson.....2006-07
8.	789	College of Charleston.....2002-03
9.	785	College of Charleston.....2008-09
10.	784	Elon.....2010-11

3-Point Field Goal Percentage

Game (minimum 8 made)

Pct.	3FG-3FGA	
1.	80.0	12-15 Marshall vs. Wyoming..... Dec. 6, 1991
2.	75.0	9-12 Furman vs. Newberry..... Dec. 14, 1988
3.	72.7	8-11 Furman vs. East Tennessee State..... Jan. 30, 1988
	72.7	8-11 Western Carolina vs. Augusta..... Jan. 11, 1989
	72.7	8-11 UNCG vs. Wofford..... Feb. 1, 2004
6.	71.4	10-14 Appalachian State vs. E. Tennessee St..... Jan. 28, 1988
	71.4	10-14 College of Charleston vs. Wofford..... Jan. 25, 1999
8.	70.6	12-17 Furman vs. Charleston Southern..... Dec. 21, 1989
9.	69.2	9-13 Appalachian State at High Point..... Feb. 19, 2011
10.	68.8	11-16 Western Carolina vs. Coll. of Charleston..... Jan. 25, 2010

Season

Pct.	3FG-3FGA	
1.	46.6	153-328 The Citadel.....1988-89
2.	45.5	138-303 Davidson.....1986-87
3.	42.8	137-320 Furman.....1986-87
4.	41.7	269-645 Davidson.....2002-03
5.	41.4	285-689 East Tennessee State.....1989-90
6.	41.1	179-435 Marshall.....1990-91
7.	40.7	201-494 Western Carolina.....1991-92
8.	40.6	204-503 Western Carolina.....1995-96
9.	40.0	197-493 Wofford.....2010-11
10.	39.7	179-703 Appalachian State.....2009-10

TEAM RECORD BOOK

PREPARING STUDENT-ATHLETES FOR LIFE'S CHALLENGES SINCE 1921



Free Throws Made

Game			
1.	52	Virginia Tech vs. William & Mary	Feb. 16, 1957
2.	48	Davidson vs. The Citadel	Jan. 26, 1985
3.	47	Furman vs. Clemson	Jan. 29, 1955
4.	45	The Citadel vs. Furman	Jan. 26, 1994
5.	42	Furman vs. Presbyterian	Jan. 28, 1958
6.	41	Furman vs. New York University	Dec. 27, 1954
	41	Western Carolina vs. Wofford	Jan. 4, 1997
8.	39	Furman vs. Wofford	Feb. 25, 1958
	39	Furman vs. West Virginia	Jan. 30, 1961
10.	37	Furman vs. Virginia Tech	Jan. 28, 1955
	37	Furman vs. New York Univ.	Feb. 9, 1956
	37	Furman vs. The Citadel	March 3, 1979

Season

1.	734	West Virginia	1958-59
2.	678	Furman	1953-54
3.	670	William & Mary	1957-58
4.	668	Furman	1954-55
5.	658	Furman	1955-56
6.	640	George Washington	1955-56
7.	631	Davidson	1971-72
8.	615	George Washington	1954-55
9.	614	Chattanooga	2008-09
10.	604	George Washington	1953-54

Free Throw Attempts

Game			
1.	71	Furman vs. Clemson	Jan. 28, 1955
2.	67	Furman vs. New York University	Dec. 27, 1954
3.	62	Western Carolina vs. N.C. A&T	Dec. 6, 1977
4.	58	The Citadel vs. Furman	Feb. 2, 1968
5.	57	Davidson vs. The Citadel	Jan. 26, 1985
6.	56	Furman vs. Clemson	Jan. 21, 1956
7.	56	Furman vs. Clemson	Feb. 23, 1956
8.	54	Furman vs. Presbyterian	Feb. 19, 1955
	54	UNCG vs. Furman	Jan. 9, 2010
10.	53	Chattanooga vs. UNCG	Jan. 27, 2011

Season

1.	1,072	West Virginia	1958-59
2.	1,023	Furman	1955-56
3.	1,016	Furman	1954-55
4.	950	Furman	1953-54
5.	935	Chattanooga	2008-09
6.	922	William & Mary	1957-58
7.	914	George Washington	1955-56
8.	864	The Citadel	1978-79
9.	848	Furman	1956-57
10.	847	George Washington	1953-54

Free Throw Percentage

Game (minimum 10 made)

Game	Pct.	FT-FTA		
1.	100.0	31-31	Marshall vs. Davidson	Dec. 17, 1979
		21-21	Davidson vs. Chattanooga	Jan. 14, 1978
		21-21	The Citadel vs. College of Charleston	Jan. 13, 1988
		19-19	Davidson vs. Furman	Jan. 10, 1963
		19-19	The Citadel vs. VMI	1968
		18-18	Western Carolina vs. Davidson	Jan. 5, 2002
		17-17	Western Carolina vs. Appalachian State	Jan. 15, 2011
		15-15	Furman vs. Stetson	Jan. 15, 1979
		14-14	UNCG vs. Chattanooga	Jan. 7, 2003
		11-11	Elon vs. Vanderbilt	Nov. 25, 2006
		11-11	Coll. of Charleston at Eastern Kentucky	March 17, 2010
		11-11	UNCG vs. Miami (Fla.)	Feb. 15, 2011
		10-10	UNCG vs. Wofford	March 5, 2003

Season

Season	Pct.	FT-FTA		
1.	78.3	488-623	Davidson	1973-74
2.	77.9	539-692	Davidson	1984-85
3.	77.8	413-531	Davidson	2002-03
4.	77.3	557-721	Furman	1977-78
5.	77.2	481-623	Western Carolina	1981-82
6.	77.2	Unknown	Davidson	1985-86
7.	76.9	552-718	UNCG	2000-01
8.	76.2	Unknown	Davidson	1965-66
9.	76.2	Unknown	Davidson	1978-79
10.	76.1	416-547	Davidson	2005-06

Rebounds

Game

1.	78	George Washington vs. Georgetown	1968-69
2.	76	Davidson vs. VMI	Jan. 8, 1970
3.	68	Davidson vs. Emory	Nov. 9, 2007
4.	67	The Citadel vs. Clemson	Nov. 25, 2000
5.	65	Georgia Southern vs. UC-Davis	Nov. 12, 2006
6.	60	Chattanooga vs. Reinhardt	Dec. 21, 2010
7.	59	Chattanooga vs. Daniel Webster	Nov. 9, 2007
	59	Chattanooga vs. Virginia Intermont	Nov. 13, 2009
9.	55	The Citadel vs. Daniel Webster	Nov. 9, 2007
	55	Davidson at Coll. of Charleston	Dec. 5, 2009

Season

1.	1,810	West Virginia	1958-59
2.	1,749	West Virginia	1961-62
3.	1,680	Furman	1973-74
4.	1,605	George Washington	1954-55
5.	1,589	Furman	1972-73
6.	1,581	Davidson	1967-68
7.	1,575	Furman	1974-75
8.	1,554	East Carolina	1971-72
9.	1,545	West Virginia	1957-58
10.	1,509	Davidson	1969-70

Rebound Average

Season

Season	Avg.	GM-Reb		
1.	61.6	24-1,451	George Washington	1955-56
2.	59.7	27-1,605	George Washington	1954-55
3.	58.3	30-1,749	West Virginia	1961-62
4.	57.8	22-1,254	Davidson	1962-63
5.	57.2	23-1,313	William & Mary	1960-61
6.	56.9	27-1,545	West Virginia	1957-58
7.	56.9	21-1,205	Virginia Tech	1958-59
8.	56.8	21-1,176	Davidson	1963-64
9.	56.2	26-1,461	Virginia Tech	1959-60
10.	55.9	27-1,509	Davidson	1969-70

Assists

Game

1.	39	Davidson vs. Warren Wilson	Dec. 9, 1991
2.	38	Marshall vs. South Carolina	Dec. 1, 1980
3.	35	Davidson vs. Mt. St. Mary	Dec. 15, 2006
4.	33	Davidson vs. College of New Jersey	Dec. 17, 2009
5.	32	Appalachian State vs. Chattanooga	Feb. 13, 1978
	32	Appalachian State vs. Tennessee Wesleyan	Dec. 30, 1999
	32	Davidson vs. Emory	Nov. 9, 2007
8.	31	Western Carolina vs. Atlanta Christian	Nov. 20, 2006
9.	30	The Citadel vs. Atlanta Christian	Dec. 30, 2006
10.	29	UNCG vs. Bridgewater	Nov. 30, 2004
	29	Georgia Southern vs. UC Davis	Nov. 12, 2006

Season

1.	635	East Tennessee State	1990-91
2.	615	Davidson	2007-08
3.	567	Davidson	2005-06
4.	559	Davidson	2006-07
5.	549	Chattanooga	1992-93
6.	540	Appalachian State	1990-91
7.	516	Appalachian State	2006-07
8.	492	Davidson	2008-09
9.	487	Wofford	2010-11
10.	486	College of Charleston	2008-09

Assist Average

Season

1.	19.2	East Tennessee State	1990-91
2.	18.3	Davidson	2005-06
3.	18.0	Appalachian State	1990-91
4.	17.1	Davidson	2007-08
5.	16.6	Chattanooga	1992-93
6.	16.4	Davidson	2006-07
7.	15.6	Appalachian State	2006-07
8.	15.4	Georgia Southern	2007-08
9.	15.3	Davidson	2009-10

Blocked Shots

Game

1.	15	VMI vs. Appalachian State	Feb. 10, 2003
	15	Chattanooga vs. Bluefield	Dec. 18, 2002
	15	College of Charleston vs. E. Tennessee St.	Jan. 3, 2000
4.	14	Davidson vs. Guilford	Nov. 20, 1999
	14	Furman vs. Utah Valley	Dec. 29, 2009
6.	13	UNCG vs. William & Mary	Dec. 20, 2004
	13	College of Charleston vs. Furman	Jan. 21, 2010
8.	12	Appalachian State vs. Milligan	Nov. 30, 1996
	12	UNCG vs. Georgia Southern	Feb. 8, 2004
10.	11	Western Carolina vs. Appalachian State	Jan. 27, 1993
	11	UNCG vs. VMI	Feb. 5, 2001
	11	Western Carolina vs. Emanuel	Nov. 28, 2001

Season

1.	196	College of Charleston	1998-99
2.	178	UNCG	2003-04
3.	175	Chattanooga	2001-02
4.	162	College of Charleston	2009-10
5.	155	Appalachian State	1990-91
6.	154	Chattanooga	1990-91
	154	Furman	2009-10
8.	150	College of Charleston	2010-11
9.	149	College of Charleston	2008-09
10.	148	UNCG	2005-06

Blocked Shots Average

Season

1.	6.4	UNCG	1998-99
2.	6.3	College of Charleston	1998-99
3.	5.8	Chattanooga	2001-02
4.	5.3	Chattanooga	1990-91
5.	5.2	Appalachian State	1990-91
6.	5.1	Furman	2009-10
7.	4.8	UNCG	2005-06
	4.8	College of Charleston	2009-10
9.	4.7	Appalachian State	2007-08
10.	4.5	UNCG	2007-08

Steals

Game

1.	26	East Tennessee State vs. Union	Jan. 12, 2004
	26	Chattanooga vs. Appalachian State	March 6, 2003
3.	25	Davidson vs. Guilford	Nov. 14, 2008
4.	24	Appalachian State vs. Lees-McRae	Nov. 27, 1999
	24	Appalachian State vs. Liberty	Dec. 1, 2001
6.	22	Georgia Southern vs. The Citadel	Jan. 10, 2004
7.	20	Western Carolina vs. Toccoa Falls	Nov. 27, 2006
	20	Western Carolina vs. Tennessee Wesleyan	Nov. 19, 2001
9.	19	Western Carolina vs. Toccoa Falls	Nov. 20, 2008
10.	18	Western Carolina vs. Tennessee Wesleyan	Dec. 15, 2008
	18	Western Carolina vs. Appalachian State	Feb. 14, 2009
	18	Western Carolina vs. Warren Wilson	Nov. 22, 2010

Season

1.	384	Marshall	1983-84
2.	327	Georgia Southern	2003-04
3.	325	Appalachian State	1999-00
4.	321	Western Carolina	2009-10
5.	309	Georgia Southern	2004-05
6.	299	Western Carolina	2010-11
7.	298	Western Carolina	2008-09
8.	290	Davidson	2007-08
9.	287	UNCG	2005-06
10.	285	Appalachian State	2006-07
	285	Davidson	2008-09

Steals Average

Season

1.	12.4	Marshall	1983-84
2.	11.3	Georgia Southern	2003-04
3.	10.1	Appalachian State	1999-00
4.	9.6	Western Carolina	2008-09
5.	9.4	Georgia Southern	1997-08
	9.4	Western Carolina	2009-10
7.	9.3	UNCG	2005-06
	9.3	Georgia Southern	1993-94
	9.3	Georgia Southern	1992-93
10.	9.1	Georgia Southern	2001-02
	9.1	Western Carolina	2010-11

Wins

1.	30	North Carolina	1945-46
	30	North Carolina State	1950-51
3.	29	Davidson	2007-08
	29	Davidson	2006-07
5.	28	College of Charleston	1998-99
6.	27	Chattanooga	1981-82
7.	26	Chattanooga	1982-83
	26	Chattanooga	1992-93
	26	Wofford	2009-10
	26	College of Charleston	2010-11

Consecutive Wins

1.	25	Davidson	2007-08
	25	College of Charleston	1998-99

Consecutive Conference Wins

1.	44	West Virginia	1956-60
2.	43	Davidson	2007-2009
3.	34	North Carolina	1923-25
4.	27	Davidson	1968-71
5.	23	Davidson	1963-64
6.	21	Furman	1974-76
7.	19	College of Charleston	1998-00
8.	14	Furman	1979-80
	14	Chattanooga	1983-84
	14	Marshall	1986-87

Overtime Wins

Season

1.	6	Chattanooga, 6-0	1988-89
----	---	------------------	---------

COACHING RECORDS

PREPARING STUDENT-ATHLETES FOR LIFE'S CHALLENGES SINCE 1921



MOST OVERALL VICTORIES AT A SOCON SCHOOL

1. **364 Bob McKillop, Davidson (1992-present)**
2. 243 Mack McCarthy, Chattanooga (1985-97)
- 243 Burton Shipley, Maryland (1923-47)
4. 230 Bill Reinhart, George Washington (1935-42; 1949-66)
5. 226 Eddie Cameron, Duke (1928-42)
6. 223 Lyles Alley, Furman (1945-49; 1950-66)
7. **214 Bobby Cremins, Appalachian State (1975-81), College of Charleston (2006-present)**
8. 213 Les Robinson, The Citadel, East Tennessee State (1974-90)
9. 205 Murray Greason, Wake Forest (1935-53)
10. 194 Norman Shepard, North Carolina, Davidson (1923-24, 1937-49)
11. 187 Everett Case, North Carolina State (1946-53)
12. 176 Lefty Driesell, Davidson (1960-69)
13. 168 Malcolm J. Pitt, Richmond (1935-52)
14. 165 Jeff Price, Georgia Southern (1999-present)
15. 148 Herman J. Stegeman, Georgia (1921-31)
16. 147 Lester Hooker Jr., Richmond (1952-63)
17. 146 Fred Schaus, West Virginia (1954-60)
18. 145 Steve Cottrell, Western Carolina (1977-87)
19. 142 Joe Williams, Furman (1970-78)
20. 141 Tom Scott, North Carolina, Davidson (1946-52, 1955-60)
21. 139 Ron Shumate, Chattanooga (1972-79)
- 139 Tom Apke, Appalachian State (1986-96)
23. 137 Houston Fancher, Appalachian State (2001-09)
- 137 Mike Young, Wofford (2002-present)**
25. 135 Gus Tebell, North Carolina State, Virginia (1924-36)
- 135 Murray Arnold, Chattanooga (1979-85)
- 135 Butch Estes, Furman (1985-94)



Davidson coach Bob McKillop (center) became the first Southern Conference coach to surpass the 300-win plateau during the 2007-08 season.

WINS PER SEASON (MINIMUM TWO SEASONS)

- 26.7 Everett Case, North Carolina State (1946-53; 187 wins in seven seasons)
- 26.0 Ben Carnevale, North Carolina (1944-46; 52 wins in two seasons)
- 24.3 Fred Schaus, West Virginia (1954-60; 146 wins in six seasons)
- 23.8 John Kresse, College of Charleston (1998-02 seasons; 95 wins in four seasons)
- 22.5 Murray Arnold, Chattanooga (1979-85; 135 wins in six seasons)
- 21.5 Rick Huckabay, Marshall (1983-89; 129 wins in six seasons)

WON-LOST PERCENTAGE (MINIMUM TWO SEASONS)

- 85.7 Adolph Rupp, Kentucky (30-5 won-lost record; 1930-31 and 1931-32 seasons)
- 82.5 Ben Carnevale, North Carolina (52-11 won-lost record; 1944-45 and 1945-46 seasons)
- 81.2 George Shepard, North Carolina (69-16 won-lost record; 1931-32 thru 1934-35 seasons)
- 80.6 Everett Case, North Carolina State (187-45 won-lost record; 1946-47 thru 1952-53 seasons)
- 79.8 Fred Schaus, West Virginia (146-36 won-lost record; 1954-55 thru 1959-60 seasons)
- 79.2 John Kresse, College of Charleston (1998-99 thru 2001-02 seasons)

MOST SEASONS

- 24 Burton Shipley, Maryland (1923-47)
- 20 Bob McKillop, Davidson (1992-present)**
- 18 Murray Greason, Wake Forest (1935-53)
- 18 Bill Reinhart, George Washington (1935-42 seasons, 1949-66)
- 17 Malcolm U. Pitt, Richmond (1935-52)
- 17 Lyles Alley, Furman (1945-49, 1950-66)



Chattanooga's Mack McCarthy won 243 games and five SoCon Tournament titles from 1985-97.



Everett Case,
North Carolina State



Mack McCarthy,
Chattanooga



Lyles Alley,
Furman



Burton Shipley,
Maryland



Adolph Rupp,
Kentucky

SCORING OFFENSE

Year	Points	Avg.	
1953-54	Furman	2,658	91.7
1954-55	Furman	2,572	95.3
1955-56	Furman	2,492	89.0
1956-57	West Virginia	2,524	84.1
1957-58	West Virginia	2,433	86.9
1958-59	West Virginia	2,884	84.8
1959-60	West Virginia	2,775	89.5
1960-61	West Virginia	2,325	86.1
1961-62	West Virginia	2,562	85.4
1962-63	West Virginia	2,554	82.4
1963-64	Davidson	2,322	89.3
1964-65	Davidson	2,300	88.5
1965-66	West Virginia	2,423	86.5
1966-67	West Virginia	2,442	87.2
1967-68	Davidson	2,334	80.5
1968-69	Davidson	2,613	87.1
1969-70	Davidson	2,265	83.9
1970-71	Furman	2,182	80.8
1971-72	Furman	2,592	92.6
1972-73	Furman	2,500	86.2
1973-74	Davidson	2,152	79.7
1974-75	East Carolina	2,348	83.9
1975-76	VMI	2,450	76.6
1976-77	Furman	2,347	83.8
1977-78	Furman	2,501	83.7
1978-79	Furman	2,398	82.7
1979-80	Furman	2,427	80.9
1980-81	Marshall	2,281	81.5
1981-82	East Tennessee State	2,256	80.6
1982-83	Marshall	2,212	79.0
1983-84	Marshall	2,601	83.9
1984-85	The Citadel	2,247	77.5
1985-86	Marshall	2,285	76.2
1986-87	Marshall	2,494	80.5
1987-88	Marshall	2,683	83.8
1988-89	East Tennessee State	2,652	85.5
1989-90	East Tennessee State	3,032	89.2
1990-91	East Tennessee State	3,103	94.0
1991-92	East Tennessee State	2,670	86.1

1992-93	Chattanooga	2,820	85.5
1993-94	East Tennessee State	2,512	83.7
1994-95	Marshall	2,279	84.4
1995-96	Marshall	2,560	91.4
1996-97	Marshall	2,314	79.8
1997-98	VMI	2,037	75.4
1998-99	Davidson	2,058	76.2
1999-00	Appalachian State	2,530	79.1
2000-01	Georgia Southern	2,296	76.5
2001-02	East Tennessee State	2,281	81.5
2002-03	Appalachian State	2,434	83.9
2003-04	Chattanooga	2,465	82.2
2004-05	Georgia Southern	2,506	80.8
2005-06	Davidson	2,403	75.5
2006-07	Davidson	2,765	81.3
2007-08	Davidson	2,803	77.9
2008-09	Davidson	2,724	77.8
2009-10	College of Charleston	2,549	75.0
2010-11	College of Charleston	2,821	76.2

SCORING DEFENSE

Year	Points	Avg.	
1953-54	Richmond	1,881	62.7
1954-55	George Washington	1,974	65.8
1955-56	Virginia Tech	1,729	69.2
1956-57	Virginia Tech	1,421	64.6
1957-58	The Citadel	1,713	63.4
1958-59	The Citadel	1,253	63.3
1959-60	The Citadel	1,533	66.6
1960-61	Davidson	1,606	69.8
1961-62	Davidson	1,744	69.6
1962-63	William & Mary	1,551	64.6
1963-64	Furman	1,677	64.5
1964-65	William & Mary	1,678	67.1
1965-66	William & Mary	1,792	71.7
1966-67	William & Mary	1,802	72.4
1967-68	Davidson	1,997	68.9
1968-69	Davidson	2,209	73.6
1969-70	Davidson	1,947	72.1
1970-71	Davidson	1,723	66.3
1971-72	William & Mary	2,034	75.3
1972-73	The Citadel	1,864	71.7
1973-74	The Citadel	1,655	69.0
1974-75	William & Mary	2,189	66.3
1975-76	VMI	2,164	67.6
1976-77	William & Mary	2,012	67.1
1977-78	VMI	2,067	73.8
1978-79	Appalachian State	1,843	63.6
1979-80	Appalachian State	1,760	62.8
1980-81	Appalachian State	1,831	63.1
1981-82	Chattanooga	1,871	60.3
1982-83	Chattanooga	1,864	62.1
1983-84	Davidson	1,811	64.7
1984-85	VMI	1,816	60.5
1985-86	Davidson	1,974	63.7
1986-87	Davidson	2,059	68.6
1987-88	Furman	1,980	70.7
1988-89	Appalachian State	1,945	69.5
1989-90	Marshall	2,061	73.6
1990-91	Furman	2,177	75.1
1991-92	Chattanooga	2,157	71.9
1992-93	The Citadel	1,928	71.4
1993-94	The Citadel	1,873	69.4
1994-95	Furman	1,862	69.0
1995-96	Chattanooga	1,817	67.3
1996-97	Chattanooga	2,281	65.2
1997-98	The Citadel	1,741	62.2
1998-99	College of Charleston	1,834	59.2
1999-00	College of Charleston	1,759	58.6
2000-01	College of Charleston	1,739	60.0
2001-02	College of Charleston	1,824	60.8

2002-03	Furman	2,053	66.2
2003-04	Furman	1,940	66.9
2004-05	Chattanooga	2,034	65.6
2005-06	Wofford	1,909	65.8
2006-07	College of Charleston	2,166	65.5
2007-08	Davidson	2,274	63.2
2008-09	Samford	1,990	62.2
2009-10	The Citadel	1,914	59.8
2010-11	Furman	2,124	64.4

FIELD GOAL PERCENTAGE

Year	FGM-FGA	Pct.	
1953-54	George Washington	744-1,632	45.6
1954-55	George Washington	867-1,822	47.6
1955-56	George Washington	725-1,451	50.0
1956-57	West Virginia	902-2,169	41.6
1957-58	West Virginia	915-2,056	44.5
1958-59	West Virginia	1,075-2,355	45.5
1959-60	West Virginia	1,040-2,248	46.3
1960-61	The Citadel	785-1,759	44.6
1961-62	Virginia Tech	793-1,757	45.1
1962-63	Davidson	792-1,632	48.5
1963-64	Davidson	894-1,644	54.4
1964-65	Davidson	908-1,784	50.9
1965-66	Davidson	877-1,713	51.2
1966-67	William & Mary	653-1,394	46.8
1967-68	Davidson	700-1,413	49.5
1968-69	East Carolina	732-1,520	48.2
1969-70	East Carolina	772-1,643	46.7
1970-71	Davidson	624-1,354	46.1
1971-72	Davidson	727-1,542	47.1
1972-73	Davidson	798-1,636	48.8
1973-74	Davidson	832-1,646	50.5
1974-75	Furman	827-1,655	49.9
1975-76	VMI	992-1,958	50.7
1976-77	VMI	940-1,806	52.0
1977-78	Davidson	896-1,775	50.5
1978-79	The Citadel	864-1,616	53.5
1979-80	Davidson	720-1,433	50.2
1980-81	Davidson	809-1,530	52.9
1981-82	Chattanooga	891-1,760	51.0
1982-83	East Tennessee State	885-1,669	53.0
1983-84	Western Carolina	797-1,565	50.9
1984-85	Davidson	739-1,453	50.9
1985-86	Appalachian State	744-1,493	49.8
1986-87	Marshall	946-1,777	53.2
1987-88	Appalachian State	744-1,493	49.8
1988-89	The Citadel	826-1,616	51.1
1989-90	East Tennessee State	1,090-2,176	50.1
1990-91	Appalachian State	939-1,821	51.6
1991-92	Furman	760-1,581	48.1
1992-93	Chattanooga	995-2,059	48.3
1993-94	Davidson	798-1,653	48.3
1994-95	East Tennessee State	810-1,771	45.7
1995-96	Marshall	927-1,874	49.5
1996-97	Appalachian State	718-1,485	48.4
1997-98	Appalachian State	741-1,646	45.0
1998-99	College of Charleston	830-1,702	48.8
1999-00	Appalachian State	915-1,882	48.6
2000-01	College of Charleston	678-1,495	45.4
2001-02	East Tennessee State	822-1,790	45.9
2002-03	Chattanooga	846-1,750	48.3
2003-04	Chattanooga	861-1,751	49.2
2004-05	Furman	754-1,609	46.9
2005-06	Furman	716-1,544	46.4
2006-07	Appalachian State	914-1,909	47.9
2007-08	Appalachian State	780-1,644	47.4
2008-09	College of Charleston	1,014-2,150	47.2
2009-10	Appalachian State	954-2,006	47.6
2010-11	College of Charleston	1,037-2,173	47.7



Andrew Goudelock helped College of Charleston lead the league in scoring in 2009-10 and 2010-11.

YEARLY STATISTICAL LEADERS

PREPARING STUDENT-ATHLETES FOR LIFE'S CHALLENGES SINCE 1921



With 23 blocked shots in 2010-11, Colin Reddick helped Furman to post the SoCon's best scoring defense at 64.4 points per game.

3-POINT GOAL PERCENTAGE

Year	FGM-FGA	Pct.
1980-81	Davidson 12-26	46.2
1981-82	Western Carolina 10-20	50.0
1982-83	East Tennessee State 45-97	46.4
1983-84	Western Carolina 68-159	42.8
1984-85	n/a	
1985-86	n/a	
1986-87	Davidson 138-303	45.5
1987-88	Furman 140-351	39.8
1988-89	The Citadel 153-328	46.6
1989-90	East Tennessee State 285-688	41.4
1990-91	Marshall 179-435	41.1
1991-92	Western Carolina 201-494	40.7
1992-93	Chattanooga 235-618	38.0
1993-94	Chattanooga 227-597	38.0
1994-95	East Tennessee State 210-550	38.2
1995-96	Western Carolina 204-503	40.6
1996-97	Appalachian State 178-455	39.1
1997-98	Chattanooga 200-551	36.3
1998-99	East Tennessee State 142-374	38.0
1999-00	Appalachian State 200-515	38.8
2000-01	UNCG 184-480	38.3
2001-02	College of Charleston 169-456	37.1
2002-03	Davidson 269-645	41.7
2003-04	Chattanooga 231-615	37.6
2004-05	Furman 267-678	39.4
2005-06	Georgia Southern 206-529	38.9
2006-07	Furman 239-639	37.4
2007-08	Appalachian State 232-603	38.5
2008-09	College of Charleston 300-785	38.2
2009-10	Appalachian State 279-703	39.7
2010-11	Wofford 197-493	40.0

FREE THROW PERCENTAGE

Year	FTM-FTA	Pct.
1953-54	George Washington 604-847	71.3
1954-55	George Washington 615-819	75.1
1955-56	George Washington 640-914	70.0
1956-57	Virginia Tech 546-763	71.6
1957-58	William & Mary 670-922	72.7

1958-59	George Washington	402-534	75.3
1959-60	VMI	337-456	73.9
1960-61	Furman	452-634	71.3
1961-62	Furman	479-650	73.7
1962-63	Davidson	477-641	74.4
1963-64	Davidson	534-722	74.0
1964-65	Richmond	558-745	74.9
1965-66	Davidson	563-739	76.2
1966-67	Davidson	537-709	75.7
1967-68	VMI	413-544	75.9
1968-69	George Washington	418-552	75.7
1969-70	George Washington	498-642	76.0
1970-71	The Citadel	392-536	73.1
1971-72	Davidson	631-847	74.0
1972-73	William & Mary	446-589	75.7
1973-74	Davidson	498-623	78.3
1974-75	Richmond	444-616	72.0
1975-76	Davidson	320-452	70.8
1976-77	VMI	541-753	71.8
1977-78	Furman	557-721	77.3
1978-79	Davidson	463-608	76.2
1979-80	VMI	461-608	75.8
1980-81	Davidson	477-626	76.2
1981-82	Western Carolina	481-623	77.2
1982-83	Furman	361-517	69.8
1983-84	Chattanooga	574-767	74.8
1984-85	Davidson	539-692	77.9
1985-86	Davidson	520-674	77.2
1986-87	VMI	360-483	74.5
1987-88	Davidson	486-679	71.6
1988-89	East Tennessee State	571-768	74.3
1989-90	East Tennessee State	567-757	74.9
1990-91	East Tennessee State	538-752	71.5
1991-92	Furman	515-723	71.2
1992-93	Chattanooga	595-792	75.1
1993-94	Davidson	529-704	75.1
1994-95	Marshall	482-650	74.2
1995-96	VMI	469-623	75.3
1996-97	Western Carolina	491-671	73.2
1997-98	Western Carolina	352-492	71.5
1998-99	College of Charleston	458-649	70.6
1999-00	UNCG	456-618	73.8
2000-01	UNCG	552-718	76.9
2001-02	UNCG	524-702	74.6
2002-03	Davidson	413-531	77.8
2003-04	Chattanooga	510-694	73.5
2004-05	Davidson	468-634	73.8
2005-06	Davidson	416-547	76.1
2006-07	Davidson	499-663	75.3
2007-08	Davidson	411-573	71.7
2008-09	The Citadel	433-605	71.6
2009-10	College of Charleston	323-435	74.3
2010-11	College of Charleston	441-595	74.1

REBOUNDING

Year	No.	Avg.
1954-55	George Washington 1,605	59.7
1955-56	George Washington 1,451	61.6
1956-57	West Virginia 1,506	55.4
1957-58	West Virginia 1,545	56.9
1958-59	Virginia Tech 1,205	56.9
1959-60	Virginia Tech 1,461	56.2
1960-61	William & Mary 1,313	57.2
1961-62	West Virginia 1,749	55.7
1962-63	Davidson 1,254	57.8
1963-64	Davidson 1,176	56.8
1964-65	Davidson 1,229	55.2
1965-66	Davidson 1,210	53.6
1966-67	William & Mary 1,363	54.5
1967-68	Davidson 1,581	54.5
1968-69	West Virginia 1,496	55.5

1969-70	Davidson	1,509	55.9
1970-71	East Carolina	1,315	54.8
1971-72	East Carolina	1,554	53.6
1972-73	Furman	1,589	54.8
1973-74	Furman	1,680	54.2
1974-75	Furman	1,575	54.3
1975-76	VMI	1,265	39.5
1976-77	William & Mary	1,199	39.9
1977-78	Furman	1,198	39.9
1978-79	Furman	1,198	41.3
1979-80	East Tennessee State	1,104	39.4
1980-81	East Tennessee State	1,061	39.3
1981-82	East Tennessee State	1,118	39.9
1982-83	Marshall	1,150	41.1
1983-84	Chattanooga	1,120	36.1

For Opp. Margin

1984-85	Chattanooga	35.3	30.3	+5.0
1985-86	Chattanooga	37.5	33.8	+3.7
1986-87	Western Carolina	38.8	33.0	+5.8
1987-88	Marshall	39.1	34.3	+4.8
1988-89	The Citadel	34.1	30.7	+3.4
1989-90	Marshall	39.5	36.7	+2.8
1990-91	Appalachian State	39.0	34.7	+4.3
1991-92	Chattanooga	43.1	36.4	+6.7
1992-93	Davidson	38.7	34.3	+4.4
1993-94	Davidson	36.1	31.2	+4.9
1994-95	Davidson	36.7	33.6	+3.1
1995-96	Chattanooga	37.5	34.2	+3.3
1996-97	Chattanooga	38.6	31.3	+7.3
1997-98	Furman	36.7	33.3	+3.4
1998-99	Coll. of Charleston	37.6	30.5	+7.2
1999-00	East Tennessee State	36.9	32.9	+4.0
2000-01	Appalachian State	37.8	32.7	+5.1
2001-02	Georgia Southern	41.7	36.0	+5.8
2002-03	Davidson	41.1	34.3	+6.8
2003-04	Davidson	38.4	33.3	+5.1
2004-05	Chattanooga	41.4	30.6	+10.8
2005-06	Coll. of Charleston	41.9	32.8	+9.0
2006-07	Davidson	40.5	34.0	+6.5
2007-08	Chattanooga	39.7	34.0	+5.7
2008-09	Appalachian State	39.4	31.9	+7.5
2009-10	Appalachian State	38.5	30.6	+7.8
2010-11	Chattanooga	38.5	35.3	+3.2



Shooting at a 41.6 percent clip from long-range, Wofford's Kevin Giltner helped the Terriers pace the SoCon in three-point percentage in 2010-11.

SCORING

Year		Pts.	Avg.
1953-54	Frank Selvy, Furman *	1,209	41.7
1954-55	Darrell Floyd, Furman *	897	35.9
1955-56	Darrell Floyd, Furman *	946	33.8
1956-57	Rod Hundley, West Virginia	671	23.1
1957-58	Bob Ayersman, Virginia Tech	393	20.7
1958-59	Jerry West, West Virginia	903	26.6
1959-60	Jerry West, West Virginia	908	29.3
1960-61	Jeff Cohen, William & Mary	575	24.0
1961-62	Jerry Smith, Furman	728	26.9
1962-63	Fred Hetzel, Davidson	634	23.5
1963-64	Fred Hetzel, Davidson	709	27.3
1964-65	Fred Hetzel, Davidson	689	26.5
1965-66	Dick Snyder, Davidson	753	26.9
1966-67	Johnny Moates, Richmond	574	25.0
1967-68	Bob Sherwood, William & Mary	518	22.5
1968-69	Bob Tallent, George Washington	686	29.8
1969-70	Mike Tallent, George Washington	489	21.3
1970-71	Tom Jasper, William & Mary	472	18.9
1971-72	Russ Hunt, Furman	582	23.3
1972-73	Aron Stewart, Richmond	545	30.3
1973-74	Aron Stewart, Richmond	663	26.5
1974-75	Bob McCurdy, Richmond *	855	32.9
1975-76	Ray Miller, Furman	584	21.6
1976-77	Bruce Grimm, Furman	503	24.0
1977-78	Ron Carter, VMI	736	26.3
1978-79	John Gerdy, Davidson	721	26.7
1979-80	Greg Dennis, Western Carolina	574	21.3
1980-81	Mel Daniel, Furman	528	22.0
1981-82	Ronnie Carr, Western Carolina	494	19.0
1982-83	Willie White, Chattanooga	553	18.4
1983-84	Regan Truesdale, The Citadel	617	22.0
1984-85	Regan Truesdale, The Citadel	624	21.5
1985-86	Gay Elmore, VMI	637	22.8
1986-87	Gay Elmore, VMI	713	25.5
1987-88	Skip Henderson, Marshall	804	25.1
1988-89	John Taft, Marshall	375	26.0
1989-90	John Taft, Marshall	584	23.4
1990-91	John Taft, Marshall	764	27.3
1991-92	Terry Boyd, Western Carolina	525	22.8
1992-93	Billy Ross, Appalachian State	683	24.4
1993-94	Frankie King, Western Carolina	752	26.9
1994-95	Frankie King, Western Carolina	743	26.5
1995-96	Anquell McCollum, Western Carolina	751	25.0
1996-97	John Brannen, Marshall	605	20.9
1997-98	Greg Stephens, East Tennessee State	447	17.2
1998-99	Jason Bell, VMI	492	18.9
1999-00	Jarvis Hayes, Western Carolina	479	17.1
2000-01	Ian Chadwick, Wofford	509	20.4
2001-02	Jason Conley, VMI *	820	29.3
2002-03	Kevin Martin, Western Carolina	546	22.8
2003-04	Kevin Martin, Western Carolina	673	24.9
2004-05	Tim Smith, East Tennessee State	645	22.2
2005-06	Elton Nesbitt, Georgia Southern	651	21.7
2006-07	Stephen Curry, Davidson	730	21.5
2007-08	Stephen Curry, Davidson	931	25.9
2008-09	Stephen Curry, Davidson *	974	28.6
2009-10	Donald Sims, Appalachian State	754	20.4
2010-11	Andrew Goudelock, College of Charleston	877	23.7

* - NCAA Scoring Leader

FIELD GOAL PERCENTAGE

Year		FGM-FGA	Pct.
1953-54	Joe Holup, George Washington	179-313	57.2
1954-55	Joe Holup, George Washington	233-373	59.8
1955-56	Joe Holup, George Washington	200-309	64.7
1956-57	Bob Hoitsman, William & Mary	117-216	54.2
1957-58	Howard McDonald, Geo. Washington	165-314	52.5
1958-59	Dag Wilson, Furman	157-289	54.3
1959-60	Chuck Sanders, William & Mary	98-191	51.2
1960-61	Bobby Pinson, Furman	106-204	51.9
1961-62	Keith Stowers, The Citadel	135-214	63.1



Nik Cochran of Davidson was the SoCon's top free throw shooter in 2010-11, making 88.1 percentage of his shots from the charity stripe.

1962-63	Fred Hetzel, Davidson	273-471	58.0
1963-64	Terry Holland, Davidson	135-214	63.1
1964-65	Fred Hetzel, Davidson	273-471	58.0
1965-66	Bob Nugent, George Washington	65-106	61.3
1966-67	Dave Daugherty, William & Mary	109-198	55.1
1967-68	Mike Maloy, Davidson	133-238	55.9
1968-69	Al Kroboth, The Citadel	125-206	60.7
1969-70	Joe Brunson, Furman	127-226	56.2
1970-71	Steve Kirley, Davidson	123-214	57.5
1971-72	John Pecorak, Davidson	89-156	57.1
1972-73	Larry Horowitz, Davidson	107-197	54.3
1973-74	Bob McCurdy, Richmond	216-369	58.5
1974-75	Larry Hunt, East Carolina	130-222	58.6
1975-76	Dave Montgomery, VMI	126-224	56.3
1976-77	Dave Montgomery, VMI	161-247	65.2
1977-78	Rich DiBenedetto, Davidson	120-200	60.0
1978-79	Rick Swing, The Citadel	176-317	55.5
1979-80	Rich DiBenedetto, Davidson	181-292	62.0
1980-81	Charles Payton, Appalachian State	178-281	63.3
1981-82	George Singleton, Furman	120-205	58.5
1982-83	Troy Lee Mikell, East Tennessee State	197-292	67.5
1983-84	George Singleton, Furman	164-276	59.4
1984-85	Skip Henderson, Marshall	241-436	55.3
1985-86	Calvin Cannady, East Tennessee State	143-237	60.3
1986-87	Jeff Himes, Davidson	196-319	61.4
1987-88	Tom Curry, Marshall	186-309	60.2
1988-89	Sam Gibson, Appalachian State	182-300	60.7
1989-90	Broderick Parker, Appalachian State	150-250	60.0
1990-91	Rodney English, East Tennessee State	189-292	64.7
1991-92	Bruce Evans, Furman	169-301	56.1
1992-93	Detlef Musch, Davidson	163-294	55.4
1993-94	Brandon Born, Chattanooga	166-289	57.4
1994-95	George Spain, Davidson	141-210	67.1
1995-96	Kareem Livingston, Appalachian State	161-285	56.5
1996-97	Matt Newman, The Citadel	138-270	51.1
1997-98	Kareem Livingston, Appalachian State	145-231	62.8
1998-99	Jody Lumpkin, College of Charleston	131-216	60.6
1999-00	Jonas Hayes, Western Carolina	84-134	62.7
2000-01	Dusty Pulian, Chattanooga	101-140	72.1
2001-02	Kelvin Wylie, Western Carolina	117-203	57.6
2002-03	Johnathan Mitchell, Appalachian State	88-140	62.9
2003-04	Frank Bennett, Georgia Southern	163-276	59.1
2004-05	Kyle Hines, UNCG	175-282	62.1

YEARLY STATISTICAL LEADERS

PREPARING STUDENT-ATHLETES FOR LIFE'S CHALLENGES SINCE 1921



2005-06	Charles Anderson, Chattanooga	131-210	62.4
2006-07	Donte Minter, Appalachian State	122-190	64.2
2007-08	Noah Dahlman, Wofford	92-151	60.9
2008-09	Noah Dahlman, Wofford	193-321	60.1
2009-10	Isaac Butts, Appalachian State	142-236	60.2
2010-11	Noah Dahlman, Wofford	255-417	61.2

3-POINT FIELD GOAL PERCENTAGE

Year	FGM-FGA	Pct.	
1980-81	Todd Haynes, Davidson	5-13	61.5
1981-82	Ronnie Carr, Western Carolina	8-11	72.7
1982-83	Marc Quesenberry, East Tennessee State	33-66	50.0
1983-84	Quentin Moore, Western Carolina	45-83	54.2
1984-85	N/A		
1985-86	N/A		
1986-87	Derek Rucker, Davidson	73-147	49.7
1987-88	Shawn Reid, Furman	66-143	46.1
1988-89	Keith Gray, Western Carolina	44-85	51.8
1989-90	Keith Jennings, East Tennessee State	63-127	49.6
1990-91	Keith Jennings, East Tennessee State	84-142	59.2
1991-92	Billy Ross, Appalachian State	57-128	44.5
1992-93	Jason Zimmerman, Davidson	62-149	41.6
1993-94	Brandon Born, Chattanooga	67-135	49.6
1994-95	Malik Hightower, Marshall	46-96	47.9
1995-96	Joe Stafford, Western Carolina	58-110	52.7
1996-97	Willie Young, Chattanooga	62-145	42.8
1997-98	Wes Moore, Chattanooga	58-137	42.3
1998-99	Alan Puckett, The Citadel	55-113	48.7
1999-00	Alan Puckett, The Citadel	71-166	42.8
2000-01	Jay Joseph, UNCG	59-139	42.4
2001-02	Peter Anderer, Davidson	84-185	45.4
2002-03	Brendan Winters, Davidson	47-93	50.5
2003-04	Bryan Richardson, Chattanooga	52-115	45.2
2004-05	Ben Earle, Furman	51-117	43.6
2005-06	Donte Gennie, Georgia Southern	47-104	45.2
2006-07	Kendall Toney, UNCG	50-115	43.5
2007-08	Ryann Abraham, Appalachian State	45-97	46.4
2008-09	Ben Drayton III, Georgia Southern	43-88	48.9
2009-10	Colby Wohlleg, Georgia Southern	60-123	48.8
2010-11	Noah States, Furman	41-89	46.1

FREE THROW PERCENTAGE

Year	FTM-FTA	Pct.	
1953-54	Walter Devlin, George Washington	115-141	81.6
1954-55	Ed Harrison, Richmond	148-180	82.2
1955-56	Joe Petcavich, George Washington	138-166	83.1
1956-57	Warren Mitchell, Richmond	153-185	82.7
1957-58	Semi Mintz, Davidson	105-119	88.2
1958-59	Gene Guarilia, George Washington	99-119	83.2
1959-60	Tom Farrington, William & Mary	75-87	86.2
1960-61	Tom Conrad, Furman	98-118	83.1
1961-62	Bucky Keller, Virginia Tech	169-206	82.0
1962-63	Jerry Smith, Furman	204-238	58.7
1963-64	Jack Long, Virginia Tech	87-103	84.5
1964-65	Mark Lane, George Washington	94-106	88.7
1965-66	Bobby Lane, Davidson	82-92	89.1
1966-67	Dave Daugherty, William & Mary	77-88	87.5
1967-68	Bob Dennis, George Washington	71-81	87.7
1968-69	Bob Tallent, George Washington	146-164	89.0
1969-70	Steve McCammon, Furman	58-72	80.6
1970-71	Stan Ryfinski, Richmond	53-64	82.8
1971-72	George Spack, William & Mary	84-100	84.0
1972-73	Chuck Cordell, The Citadel	67-75	90.5
1973-74	Mike Arizin, William & Mary	119-143	83.2
1974-75	Bob McCurdy, Richmond	213-276	77.2
1975-76	John Lowenhaupt, William & Mary	87-110	79.1
1976-77	Bruce Grimm, Furman	135-159	84.9
1977-78	Bunny Gibson, Marshall	84-89	94.4
1978-79	Greg White, Marshall	85-95	89.5
1979-80	Randy Nesbit, The Citadel	74-80	92.5
1980-81	Greg Dennis, Western Carolina	124-146	84.9
1981-82	Greg Dennis, Western Carolina	165-189	87.3
1982-83	Andy Black, Appalachian State	63-78	80.8

1983-84	Willie White, Chattanooga	124-143	86.7
1984-85	Jimmy Tharpe, The Citadel	87-101	86.1
1985-86	Clifford Waddy, Western Carolina	70-78	89.7
1986-87	Robert Hill, Western Carolina	76-89	85.4
1987-88	Kemp Phillips, Appalachian State	118-142	83.1
1988-89	Ronnie Christian, Appalachian State	76-86	88.4
1989-90	Keith Jennings, East Tennessee State	107-122	87.7
1990-91	Keith Jennings, East Tennessee State	136-152	89.5
1991-92	Tim Brooks, Chattanooga	123-141	87.2
1992-93	Janko Narat, Davidson	85-98	86.7
1993-94	Chad Copeland, Chattanooga	206-230	89.6
1994-95	Brandon Born, Chattanooga	135-155	87.1
1995-96	Bobby Prince, VMI	93-111	83.8
1996-97	Larry Mayo, Western Carolina	75-89	84.3
1997-98	Jamie Jenkins, The Citadel	70-86	81.4
1998-99	Jermel President, Col. of Charleston	94-105	89.5
1999-00	Nathan Jameson, UNCG	72-82	87.8
2000-01	Nathan Jameson, UNCG	77-86	89.5
2001-02	Ryan Lawson, East Tennessee State	68-73	93.2
2002-03	Tim Parker, Chattanooga	78-85	91.8
2003-04	Terry Williams, Georgia Southern	81-90	90.0
2004-05	Tony Mitchell	76-90	84.4
2005-06	Eric Webb, Furman	74-86	86.0
2006-07	Stephen Curry, Davidson	124-145	85.5
2007-08	Stephen Curry, Davidson	135-151	89.4
2008-09	Mikko Koivisto, UNCG	65-73	89.0
2009-10	Donald Sims, Appalachian State	175-184	95.1
2010-11	Nik Cochran, Davidson	89-101	88.1

REBOUNDING

Year	No.	Avg.	
1953-54	Joe Holup, George Washington	484	18.6
1954-55	Joe Holup, George Washington	546	18.2
1955-56	Joe Holup, George Washington	604	23.3
1956-57	Gene Guarilia, George Washington	447	18.6
1957-58	Roy Lange, William & Mary	371	12.8
1958-59	Chris Smith, Virginia Tech	429	20.4
1959-60	Jeff Cohen, William & Mary	471	18.1
1960-61	Jeff Cohen, William & Mary	424	17.7
1961-62	Gerald Glur, Furman	488	18.1
1962-63	Kirk Gooding, William & Mary	302	15.1



UNCG's Kyle Hines (left) led the SoCon in blocked shots all four seasons. Hines was also the league's rebounding champion during his final three years.

1963-64	Joe Adamitis, George Washington	417	16.0
1964-65	Fred Hetzel, Davidson	384	14.8
1965-66	Ben Pomeroy, William & Mary	300	12.5
1966-67	Steve Powers, VMI	318	15.1
1967-68	Steve Powers, VMI	275	13.8
1968-69	Joe Brunson, Furman	322	15.3
1969-70	Joe Brunson, Furman	383	16.0
1970-71	Al Faber, East Carolina	288	12.0
1971-72	Al Faber, East Carolina	248	10.3
1972-73	Aron Stewart, Richmond	209	11.6
1973-74	Clyde Mayes, Furman	402	13.0
1974-75	Clyde Mayes, Furman	325	13.5
1975-76	Jim Strickland, Furman	301	11.1
1976-77	Jonathan Moore, Furman	314	11.2
1977-78	Tony Searcy, Appalachian State	359	12.8
1978-79	Mel Hubbard, Appalachian State	291	10.0
1979-80	Kenny Trimier, Western Carolina	276	10.2
1980-81	Charles Payton, Appalachian State	309	10.7
1981-82	Andre Motley, East Tennessee State	234	8.7
1982-83	Winfred King, East Tennessee State	257	10.2
1983-84	Dale Roberts, Appalachian State	249	8.6
1984-85	Clifford Morgan, Chattanooga	285	8.9
1985-86	Rodney Holden, Marshall	260	8.7
1986-87	Rodney Holden, Marshall	238	8.8
1987-88	Lance Fulse, Chattanooga	300	9.1
1988-89	Vincent Robinson, Chattanooga	247	9.2
1989-90	Eric Dailey, Western Carolina	270	9.6
1990-91	Keith Nelson, Chattanooga	264	9.1
1991-92	Keith Nelson, Chattanooga	259	9.3
1992-93	Chad McClendon, Appalachian State	235	8.4
1993-94	Brian Edwards, Furman	290	10.4
1994-95	Chad McClendon, Appalachian State	293	10.1
1995-96	Brent Conley, VMI	236	8.4
1996-97	Chuck Vincent, Furman	263	9.7
1997-98	Reggie Todd, East Tennessee State	206	8.6
1998-99	Daniel Quigley, Furman	250	8.9
1999-00	Demetrius Cherry, UNCG	262	9.4
2000-01	Eric Mann, VMI	294	10.5
2001-02	Zakee Wadood, East Tennessee State	258	9.2
2002-03	Conor Grace, Davidson	233	8.6
2003-04	Zakee Wadood, East Tennessee State	263	8.0
2004-05	Dillion Sneed, East Tennessee State	275	9.5
2005-06	Kyle Hines, UNCG	247	8.2
2006-07	Kyle Hines, UNCG	260	9.0
2007-08	Kyle Hines, UNCG	281	9.1
2008-09	Andrew Lovedale, Davidson	306	8.7
2009-10	Ben Stywall, UNCG	323	10.4
2010-11	Tim Johnson, Wofford	288	8.5

ASSISTS

Year	No.	Avg.	
1978-79	Greg White, Marshall	168	6.2
1979-80	Kevin Young, Western Carolina	159	5.9
1980-81	Greg White, Marshall	171	6.1
1981-82	Sam Henry, Marshall	190	7.0
1982-83	Sam Henry, Marshall	157	5.8
1983-84	Quentin Moore, Western Carolina	146	5.2
1984-85	Mike Huffman, VMI	164	5.5
1985-86	Jimmy Tharpe, The Citadel	179	6.4
1986-87	Spotlight Walker, Western Carolina	177	6.1
1987-88	Keith Jennings, East Tennessee State	183	6.3
1988-89	Keith Jennings, East Tennessee State	202	6.5
1989-90	Keith Jennings, East Tennessee State	297	8.7
1990-91	Keith Jennings, East Tennessee State	301	9.1
1991-92	Tim Brooks, Chattanooga	205	6.8
1992-93	Tim Brooks, Chattanooga	209	6.3
1993-94	Gary Robb, Chattanooga	158	5.3
1994-95	Bobby Prince, VMI	173	6.4
1995-96	Jason Williams, Marshall	178	6.4
1996-97	Ali Ton, Davidson	190	6.8
1997-98	Ali Ton, Davidson	193	6.4

1998-99	Ali Ton, Davidson	190	7.6
1999-00	Casey Rogers, Western Carolina	213	7.6
2000-01	Sean Peterson, Georgia Southern	187	6.2
2001-02	Guilherme Da Luz, Furman	206	6.7
2002-03	Richard Little, VMI	216	7.2
2003-04	Terry Williams, Georgia Southern	158	5.5
2004-05	Kenny Grant, Davidson	178	5.6
2005-06	Kenny Grant, Davidson	208	6.7
2006-07	Jason Richards, Davidson	249	7.3
2007-08	Jason Richards, Davidson	293	8.1
2008-09	Stephen Curry, Davidson	189	5.6
2009-10	Willie Powers, Georgia Southern	175	5.5
2010-11	Chris Long, Elon	188	6.1

BLOCKED SHOTS

Year	No.	Avg.	
1985-86	Calvin Cannady, East Tennessee State	38	1.4
1986-87	Tom Curry, Marshall	29	0.9
1987-88	Tom Curry, Marshall	51	1.8
1988-89	Omar Roland, Marshall	47	1.8
1989-90	Omar Roland, Marshall	101	3.6
1990-91	Lewis Preston, VMI	64	2.3
1991-92	Lewis Preston, VM	65	2.4
1992-93	Ricky Nedd, Appalachian State	67	2.4
1993-94	Ricky Nedd, Appalachian State	53	2.0
1994-95	Roger Smith, Chattanooga	55	2.1
1995-96	Kirill Misyuchenko, The Citadel	65	2.6
1996-97	Kirill Misyuchenko, The Citadel	83	3.1
1997-98	Kirill Misyuchenko, The Citadel	67	2.6
1998-99	Otis Donald, Chattanooga	66	2.4
1999-00	Jody Lumpkin, College of Charleston	93	3.1
2000-01	Rans Brempong, Western Carolina	93	3.0
2001-02	Neil Ashby, Chattanooga	89	3.1
2002-03	Rans Brempong, Western Carolina	65	2.5
2003-04	Mike Benton, College of Charleston	82	2.8
2004-05	Kyle Hines, UNCG	106	3.5
2005-06	Kyle Hines, UNCG	84	2.8
2006-07	Kyle Hines, UNCG	64	2.2
2007-08	Kyle Hines, UNCG	95	3.1
2008-09	Damian Eargle, UNCG	57	2.0
2009-10	Rory Spencer, Georgia Southern	62	1.9
2010-11	Jake Cohen, Davidson	49	1.5

STEALS

Year	No.	Avg.	
1985-86	Derek Rucker, Davidson	67	2.2
1986-87	Ace Tanner, Davidson	60	2.0
1987-88	Keith Jennings, East Tennessee State	75	2.6
1988-89	Keith Jennings, East Tennessee State	66	2.1
1989-90	Rodney Peel, Appalachian State	75	2.5
1990-91	Keith Jennings, East Tennessee State	109	3.3
1991-92	Tim Brooks, Chattanooga	83	2.8
1992-93	Tyrone Phillips, Marshall	65	2.5
1993-94	Trazel Silvers, East Tennessee State	77	2.6
1994-95	Chad Leonard, The Citadel	68	2.5
1995-96	Sidney Coles, Marshall	70	2.7
1996-97	Sidney Coles, Marshall	70	2.5
1997-98	Jason Bell, VMI	67	2.9
1998-99	Jason Bell, VMI	77	3.0
1999-00	Tyson Patterson, Appalachian State	87	2.7
2000-01	Courtney Eldridge, UNCG	82	2.7
2001-02	Jason Conley, VMI	82	2.9
2002-03	Zakee Wadood, East Tennessee State	93	3.2
2003-04	Zakee Wadood, East Tennessee State	92	2.8
2004-05	D.J. Thompson, Appalachian State	81	2.7
2005-06	Ricky Hickman, UNCG	77	2.8
2006-07	D.J. Thompson, Appalachian State	85	2.6
2007-08	Brigham Waginger, Western Carolina	69	2.2
2008-09	Brigham Waginger, Western Carolina	81	2.6
2009-10	Brigham Waginger, Western Carolina	90	2.6
2010-11	Mike Williams, Western Carolina	67	2.0

Coaches Player of the Year

- 1989-90 — Keith Jennings, East Tennessee State
- 1990-91 — Keith Jennings, East Tennessee State
- 1991-92 — Keith Nelson, Chattanooga
- 1992-93 — Tim Brooks, Chattanooga
- 1993-94 — Chad Copeland, Chattanooga
- 1994-95 — Frankie King, Western Carolina
- 1995-96 — Anquell McCollum, Western Carolina
- 1996-97 — Johnny Taylor, Chattanooga
- 1997-98 — Bobby Phillips, Western Carolina
- 1998-99 — Sedic Webber, College of Charleston
- 1999-00 — Tyson Patterson, Appalachian State
- 2000-01 — Jody Lumpkin, College of Charleston
- 2001-02 — Dimeco Childress, East Tennessee State
- 2002-03 — Troy Wheless, College of Charleston
- 2003-04 — Zakee Wadood, East Tennessee State
- 2004-05 — Brendan Winters, Davidson
- 2005-06 — Elton Nesbitt, Georgia Southern
- 2006-07 — Kyle Hines, UNCG
- 2007-08 — Stephen Curry, Davidson
- 2008-09 — Stephen Curry, Davidson
- 2009-10 — Noah Dahlman, Wofford
- 2010-11 — Andrew Goudeock, College of Charleston

Media Player of the Year (The Malcolm U. Pitt Award)

The Southern Conference media Player of the Year is named after Malcolm U. Pitt, who served as director of athletic at Richmond for 25 years before retiring in 1967. Pitt also coached football, track, basketball and baseball at Richmond, the latter for 35 years. He is a member of the American Association of College Baseball Coaches Hall of Fame and the Helms Athletic Foundation Hall of Fame.

- 1951-52 — Dick Groat, Duke
- 1952-53 — Frank Selvy, Furman
- 1953-54 — Frank Selvy, Furman
- 1954-55 — Darrell Floyd, Furman
- 1955-56 — Darrell Floyd, Furman
- 1956-57 — Rod Hundley, West Virginia
- 1957-58 — Dom Flora, Washington & Lee
- 1958-59 — Jerry West, West Virginia
- 1959-60 — Jerry West, West Virginia
- 1960-61 — Jeff Cohen, William & Mary
- 1961-62 — Rod Thorn, West Virginia
- 1962-63 — Fred Hetzel, Davidson
- 1963-64 — Fred Hetzel, Davidson
- 1964-65 — Fred Hetzel, Davidson
- 1965-66 — Dick Snyder, Davidson
- 1966-67 — Johnny Moates, Richmond
- 1967-68 — Ron Williams, West Virginia
- 1968-69 — Mike Maloy, Davidson
- 1969-70 — Mike Maloy, Davidson
- 1970-71 — Jim Gregory, East Carolina and Tim Jasper, William & Mary
- 1971-72 — Russ Hunt, Furman
- 1972-73 — Aron Stewart, Richmond
- 1973-74 — Clyde Mayes, Furman
- 1974-75 — Clyde Mayes, Furman
- 1975-76 — Rodney McKeever, The Citadel
- 1976-77 — Ron Carter, VMI
- 1977-78 — Ron Carter, VMI



Davidson's Fred Hetzel is the only three-time winner of the Malcolm U. Pitt Award (Media Player of the Year).

- 1978-79 — Jonathan Moore, Furman
- 1979-80 — Jonathan Moore, Furman
- 1980-81 — Charles Payton, Appalachian State
- 1981-82 — Willie White, Chattanooga
- 1982-83 — Troy Lee Mikell, East Tennessee State
- 1983-84 — Regan Truesdale, The Citadel
- 1984-85 — Regan Truesdale, The Citadel
- 1985-86 — Gay Elmore, VMI
- 1986-87 — Gay Elmore, VMI
- 1987-88 — Skip Henderson, Marshall
- 1988-89 — John Taft, Marshall
- 1989-90 — John Taft, Marshall
- 1990-91 — Keith Jennings, East Tennessee State
- 1991-92 — Terry Boyd, Western Carolina
- 1992-93 — Tim Brooks, Chattanooga
- 1993-94 — Frankie King, Western Carolina
- 1994-95 — Frankie King, Western Carolina
- 1995-96 — Anquell McCollum, Western Carolina
- 1996-97 — Johnny Taylor, Chattanooga
- 1997-98 — Chuck Vincent, Furman
- 1998-99 — Sedic Webber, College of Charleston
- 1999-00 — Tyson Patterson, Appalachian State
- 2000-01 — Jody Lumpkin, College of Charleston
- 2001-02 — Jason Conley, VMI
- 2002-03 — Troy Wheless, College of Charleston
- 2003-04 — Zakee Wadood, East Tennessee State
- 2004-05 — Brendan Winters, Davidson
- 2005-06 — Elton Nesbitt, Georgia Southern
- 2006-07 — Kyle Hines, UNCG
- 2007-08 — Stephen Curry, Davidson
- 2008-09 — Stephen Curry, Davidson
- 2009-10 — Donald Sims, Appalachian State
- 2010-11 — Andrew Goudeock, College of Charleston

Coaches Freshman of the Year

- 1992-93 — Bill Harder, Furman
- 1993-94 — Lonnie Edwards, Georgia Southern
- 1994-95 — Chuck Vincent, Furman
- 1995-96 — Brent Conley, VMI
- 1996-97 — Landry Kosmalski, Davidson
- 1997-98 — Ian Chadwick, Wofford
- 1998-99 — Casey Rogers, Western Carolina
- 1999-00 — Jarvis Hayes, Western Carolina
- 2000-01 — Jay Joseph, UNCG
- 2001-02 — Jason Conley, VMI
- 2002-03 — Tim Smith, East Tennessee State
- 2003-04 — Quan Prowell, Furman
- 2004-05 — Kyle Hines, UNCG
- 2005-06 — Jermaine Johnson, College of Charleston
- 2006-07 — Stephen Curry, Davidson
- 2007-08 — Cameron Wells, The Citadel
- 2008-09 — Harouna Mutombo, Western Carolina
- 2009-10 — JP Kuhlman, Davidson
- 2010-11 — Trey Sumler, Western Carolina

Media Freshman of the Year

The Southern Conference Freshman-of-the-Year award was introduced in the 1978-79 season with voting handled by the sports information directors of the league's schools. In 1979-80, the voting was turned over to the Southern Conference Sports Media Association.

- 1978-79 — Jamie Hall, Davidson
- 1979-80 — Troy Lee Mikell, East Tennessee State
- 1980-81 — George Singleton, Furman
- 1981-82 — Mark Vest, VMI
- 1982-83 — Mike Huffman, VMI
- 1983-84 — Gay Elmore, VMI
- 1984-85 — Skip Henderson, Marshall
- 1985-86 — Darren McDonald, VMI
- 1986-87 — Renard Johnson, VMI

- 1987-88 — Greg Dennis, East Tennessee State
- 1988-89 — Bruce Evans, Furman
- 1989-90 — Derek Waugh, Furman
- 1990-91 — Carey Rich, Western Carolina
- 1991-92 — Malik Hightower, Marshall
- 1992-93 — Bill Harder, Furman
- 1993-94 — Lonnie Edwards, Georgia Southern
- 1994-95 — Chuck Vincent, Furman
- 1995-96 — Brent Conley, VMI
- 1996-97 — Landry Kosmalski, Davidson
- 1997-98 — Ian Chadwick, Wofford
- 1998-99 — Casey Rogers, Western Carolina
- 1999-00 — Jarvis Hayes, Western Carolina
- 2000-01 — Jay Joseph, UNCG
- 2001-02 — Jason Conley, VMI
- 2002-03 — Tim Smith, East Tennessee State
- 2003-04 — Quan Prowell, Furman
- 2004-05 — Kyle Hines, UNCG
- 2005-06 — Jermaine Johnson, College of Charleston
- 2006-07 — Stephen Curry, Davidson
- 2007-08 — Cameron Wells, The Citadel
- 2008-09 — Harouna Mutombo, Western Carolina
- 2009-10 — Jake Cohen, Davidson
- 2010-11 — Trey Sumler, Western Carolina

Coaches Coach of the Year

- 1988-89 — Randy Nesbit, The Citadel
- 1989-90 — Dana Altman, Marshall and
Les Robinson, East Tennessee State
- 1990-91 — Butch Estes, Furman
- 1991-92 — Mack McCarthy, Chattanooga
- 1992-93 — Mack McCarthy, Chattanooga
- 1993-94 — Bob McKillop, Davidson
- 1994-95 — Bart Bellairs, VMI
- 1995-96 — Bob McKillop, Davidson
- 1996-97 — Bob McKillop, Davidson
- 1997-98 — Buzz Peterson, Appalachian State
- 1998-99 — John Kresse, College of Charleston
- 1999-00 — Buzz Peterson, Appalachian State
- 2000-01 — Ed DeChellis, East Tennessee State
- 2001-02 — Ed DeChellis, East Tennessee State
- 2002-03 — Houston Fancher, Appalachian State
- 2003-04 — Murry Bartow, East Tennessee State
- 2004-05 — Bob McKillop, Davidson
- 2005-06 — Ernie Nestor, Elon
- 2006-07 — Bob McKillop, Davidson
- 2007-08 — Bob McKillop, Davidson
- 2008-09 — Ed Conroy, The Citadel
- 2009-10 — Mike Young, Wofford
- 2010-11 — Bobby Cremins, College of Charleston

Media Coach of the Year (The Anton Foy Award)

The media Coach of the Year award is named after Anton Foy, the late editor of the Greenville (S.C.) Piedmont. The Furman graduate passed away in 1958 at the age of 38.

- 1946-47 — Everett Case, North Carolina State
- 1947-48 — Gerry Gerard, Duke
- 1948-49 — Everett Case, North Carolina State
- 1949-50 — Gerry Gerard, Duke
- 1950-51 — Everett Case, North Carolina State
- 1951-52 — Red Brown, West Virginia
- 1952-53 — Murray Greason, Wake Forest
- 1953-54 — Bill Reinhart, George Washington
- 1954-55 — Freddie Schaus, West Virginia
- 1955-56 — Chuck Noe, Virginia Tech
- 1956-57 — Norm Sloan, The Citadel
- 1957-58 — Fred Schaus, West Virginia
- 1958-59 — Fred Schaus, West Virginia
- 1959-60 — Fred Schaus, West Virginia



Western Carolina guard Trey Sumler was a consensus choice for league Freshman of the Year in 2010-11.

- 1960-61 — George King, West Virginia
- 1961-62 — Chuck Noe, Virginia Tech
- 1962-63 — Lefty Driesell, Davidson
- 1963-64 — Lefty Driesell, Davidson
- 1964-65 — Lefty Driesell, Davidson
- 1965-66 — Lefty Driesell, Davidson
- 1966-67 — Bucky Waters, West Virginia
- 1967-68 — Lewis Mills, Richmond
- 1968-69 — Tom Quinn, East Carolina
- 1969-70 — Terry Holland, Davidson
- 1970-71 — Terry Holland, Davidson
- 1971-72 — Terry Holland, Davidson
- 1972-73 — Joe Williams, Furman
- 1973-74 — Lewis Mills, Richmond
- 1974-75 — Dave Patton, East Carolina
- 1975-76 — Bobby Cremins, Appalachian State
- 1976-77 — Charlie Schmaus, VMI
- 1977-78 — Bobby Cremins, Appalachian State
- 1978-79 — Les Robinson, The Citadel
- 1979-80 — Steve Cottrell, Western Carolina
- 1980-81 — Bobby Cremins, Appalachian State
- 1981-82 — Murray Arnold, Chattanooga
- 1982-83 — Murray Arnold, Chattanooga
- 1983-84 — Rick Huckabay, Marshall
- 1984-85 — Marty Fletcher, VMI
- 1985-86 — Mack McCarthy, Chattanooga
- 1986-87 — Butch Estes, Furman
- 1987-88 — Tom Apke, Appalachian State
- 1988-89 — Randy Nesbit, The Citadel
- 1989-90 — Les Robinson, East Tennessee State
- 1990-91 — Butch Estes, Furman
- 1991-92 — Mack McCarthy, Chattanooga

YEARLY BASKETBALL AWARDS

PREPARING STUDENT-ATHLETES FOR LIFE'S CHALLENGES SINCE 1921



1992-93 — Mack McCarthy, Chattanooga
1993-94 — Bob McKillop, Davidson
1994-95 — Billy Donovan, Marshall
1995-96 — Bob McKillop, Davidson
1996-97 — Greg White, Marshall
1997-98 — Buzz Peterson, Appalachian State
1998-99 — John Kresse, College of Charleston
1999-00 — Jeff Price, Georgia Southern
2000-01 — Ed DeChellis, East Tennessee State
2001-02 — Bob McKillop, Davidson
2002-03 — Houston Fancher, Appalachian State
2003-04 — Murry Bartow, East Tennessee State
2004-05 — Bob McKillop, Davidson
2005-06 — Ernie Nestor, Elon
2006-07 — Bob McKillop, Davidson
2007-08 — Bob McKillop, Davidson
2008-09 — Ed Conroy, The Citadel
2009-10 — Mike Young, Wofford
2010-11 — Bobby Cremins, College of Charleston

Defensive Player of the Year

2008-09 — Max Paulhus Gosselin, Davidson
2009-10 — Jeremy Simmons, College of Charleston
— Brigham Waginger, Western Carolina
2010-11 — Richie Gordon, Western Carolina

Tournament Most Outstanding Player

1948 — Jere Bunting, William & Mary
1949 — Chet Giermak, William & Mary
1950 — Sam Ranzino, North Carolina State
1951 — Dick Groat, Duke
1952 — Dick Groat, Duke
1953 — Gene Shue, Maryland
1954 — Joe Holup, George Washington
1955 — Rod Hundley, West Virginia
1956 — Rod Hundley, West Virginia
1957 — Lloyd Sharrar, West Virginia
1958 — Jerry West, West Virginia
1959 — Jerry West, West Virginia
1960 — Jerry West, West Virginia
1961 — Jon Feldman, George Washington
1962 — Rod Thorn, West Virginia
1963 — Rod Thorn, West Virginia
1964 — Fred Hetzel, Davidson
1965 — Fred Hetzel, Davidson
1966 — Dick Snyder, Davidson
1967 — Johnny Moates, Richmond
1968 — Mike Maloy, Davidson
1969 — Doug Cook, Davidson
1970 — Doug Cook, Davidson
1971 — Jerry Martin, Furman
1972 — Roy Simpson, Furman
1973 — Clyde Mayes, Furman
1974 — Aron Stewart, Richmond
1975 — Clyde Mayes, Furman
1976 — Ron Carter, VMI
1977 — Dave Montgomery, VMI
1978 — Jonathan Moore, Furman
1979 — Darryl Robinson, Appalachian State
1980 — Jonathan Moore, Furman
1981 — Nick Morken, Chattanooga
1982 — Russ Schoene, Chattanooga
1983 — Willie White, Chattanooga
1984 — LaVerne Evans, Marshall
1985 — Gay Elmore, VMI
1986 — Gerry Born, Davidson
1987 — Derek Rucker, Davidson
1988 — Benny Green, Chattanooga
1989 — John Taft, Marshall

1990 — Keith Jennings, East Tennessee State
1991 — Keith Jennings, East Tennessee State
1992 — Greg Dennis, East Tennessee State
1993 — Tim Brooks, Chattanooga
1994 — Chad Copeland, Chattanooga
1995 — Frankie King, Western Carolina
1996 — Anquell McCollum, Western Carolina
1997 — John Brannen, Marshall
1998 — Ben Ebong, Davidson
1999 — Marshall Phillips, Appalachian State
2000 — Tyson Patterson, Appalachian State
2001 — Toot Young, Chattanooga
2002 — Peter Anderer, Davidson
2003 — Tim Smith, East Tennessee State
2004 — Tim Smith, East Tennessee State
2005 — Mindaugas Katelynas, Chattanooga
2006 — Brendan Winters, Davidson
2007 — Stephen Curry, Davidson
2008 — Stephen Curry, Davidson*
2009 — Stephen McDowell, Chattanooga
2010 — Noah Dahlman, Wofford
2011 — Noah Dahlman, Wofford

* unanimous selection



College of Charleston head coach Bobby Cremins earned his fourth Anton Foy Award in 2010-11 but first in 30 seasons.

1946-47

First Team

Ed Bartels, North Carolina State
Bill Cantwell, George Washington
Buddy Cheek, Davidson
Dick Dickey, North Carolina State
Bob Paxton, North Carolina

Second Team

Ben Collins, Duke
Chet Giermak, William & Mary
Leo Katkaveck, North Carolina State
Norman Kohler, North Carolina
Jack McComas, North Carolina State

1948-49

First Team

Coy Carson, North Carolina
Dick Dickey, North Carolina State
Chet Giermak, William & Mary
Sam Ranzino, North Carolina State
Corren Youmans, Duke

Second Team

Vic Bubas, Duke
Buddy Cheek, Davidson
Tommy Hughes, Duke
Maynard Haithcock, G. Washington
Stan Najeway, Wake Forest

1949-50

First Team

Vic Bubas, North Carolina State
Dick Dickey, North Carolina State
Chet Giermak, William & Mary
Sam Ranzino, North Carolina State
Jim Slaughter, South Carolina

Second Team

Dick Groat, Duke
Hugo Kappler, North Carolina
John Moffatt, George Washington
Nemo Nearman, North Carolina
Stan Najeway, Wake Forest

1950-51

First Team

Dick Groat, Duke
Jay Handlan, Washington & Lee
Sam Ranzino, North Carolina State
Jim Slaughter, South Carolina
Mark Workman, West Virginia

Second Team

Vic Bubas, North Carolina State
Paul Horvath, North Carolina State
Perry Lewis, William & Mary
Ed McMillan, William & Mary
Tex Tilson, Virginia Tech

1951-52

First Team

Dick Groat, Duke
Dickie Hemric, Wake Forest
Frank Selvy, Furman
Lee Terrill, North Carolina State
Mark Workman, West Virginia

Second Team

Bill Chambers, William & Mary
Jay Handlan, Washington & Lee
Dwane Morrison, South Carolina
Johnny Snee, Clemson
Bobby Speight, North Carolina State

1952-53

First Team

Dickie Hemric, Wake Forest
Joe Holup, George Washington
Frank Selvy, Furman
Jim Sottile, West Virginia
Bobby Speight, North Carolina State

Second Team

Bill Chambers, William & Mary
Nield Gordon, Furman
Gene Shue, Maryland
Mel Thompson, North Carolina State
Jack Williams, Wake Forest

1953-54

Walter Devlin, George Washington
Ralph Holmes, West Virginia
Joe Holup, George Washington
Warren Mills, Richmond
Frank Selvy, Furman

1954-55

Walter Devlin, George Washington
Darrell Floyd, Furman
Joe Holup, George Washington
Rod Hundley, West Virginia
Warren Mills, Richmond

1955-56

Darrell Floyd, Furman
Ed Harrison, Richmond
Joe Holup, George Washington
Rod Hundley, West Virginia
Bill Matthews, Virginia Tech

1956-57

Dom Flora, Washington & Lee
Rod Hundley, West Virginia
Lee Marshall, Washington & Lee
Lloyd Sharrar, West Virginia
Dick Wright, Furman

1957-58

First Team

Dom Flora, Washington & Lee
Gene Guarilia, George Washington
Roy Lange, William & Mary
Lloyd Sharrar, West Virginia
Jerry West, West Virginia

Second Team

Bob Ayersman, Virginia Tech
Howard McDonald, George Washington
Art Musselman, The Citadel
Don Vincent, West Virginia
Dick Wright, Furman

1958-59

First Team

Bob Ayersman, Virginia Tech
Roy Lange, William & Mary
Howard McDonald, George Washington
Chris Smith, Virginia Tech
Jerry West, West Virginia

Second Team

Jeff Cohen, William & Mary
Bob Smith, West Virginia
Bill Telasky, George Washington
Theryl Willis, Richmond
Dick Wright, Furman

1959-60

First Team

Bob Ayersman, Virginia Tech
Jeff Cohen, William & Mary
Lee Patrone, West Virginia
Chris Smith, Virginia Tech
Jerry West, West Virginia

Second Team

Jon Feldman, George Washington
Norm Halberstadt, VMI
Lewis Mills, Virginia Tech
Art Musselman, The Citadel
Bev Vaughan, William & Mary

1960-61

First Team

Jeff Cohen, William & Mary
Gary Daniels, The Citadel
Chris Smith, Virginia Tech
Jerry Smith, Furman
Rod Thorn, West Virginia

Second Team

Jon Feldman, George Washington
Norm Halberstadt, VMI
Danny Higgins, Richmond
Bucky Keller, Virginia Tech
Lee Patrone, West Virginia

1961-62

First Team

Gary Daniels, The Citadel
Bucky Keller, Virginia Tech
Howard Pardue, Virginia Tech
Jerry Smith, Furman
Rod Thorn, West Virginia

Second Team

Jon Feldman, George Washington
Gerald Glur, Furman
Norm Halberstadt, VMI
Bill Jarman, Davidson
Jim McCormick, West Virginia

1962-63

First Team

Gerald Glur, Furman
Fred Hetzel, Davidson
Howard Pardue, Virginia Tech
Jerry Smith, Furman
Rod Thorn, West Virginia

Second Team

Roger Bergey, William & Mary
Bill Blair, VMI
Bill Jarman, Davidson
Jim McCormick, West Virginia
Lee Melear, Virginia Tech

1963-64

First Team

Bill Blair, VMI
Fred Hetzel, Davidson
Tom Lowry, West Virginia
Howard Pardue, Virginia Tech
John Telepo, Richmond

Second Team

Joe Adamitis, George Washington
Terry Holland, Davidson
Dave Hunter, William & Mary
Paul Long, Virginia Tech
Dick Snyder, Davidson

1964-65

First Team

Fred Hetzel, Davidson
Mickey McDade, Virginia Tech
Charlie Schmaus, VMI
Dick Snyder, Davidson
Tom Tenwick, Richmond

Second Team

Bob Camp, West Virginia
Don Davidson, Davidson
Joe Kruszewski, VMI
Barry Teague, Davidson
John Wetzel, Virginia Tech

1965-66

First Team

Johnny Moates, Richmond
Ben Pomeroy, William & Mary
Charlie Schmaus, VMI
Dick Snyder, Davidson
Ron Williams, West Virginia

Second Team

Herwig Baumann, The Citadel
Rodney Knowles, Davidson
John Leshar, West Virginia
Robin Porter, VMI
Don Webster, Furman
Spike Welsh, Richmond

1966-67

First Team

Tom Green, Richmond
Carl Head, West Virginia
Rodney Knowles, Davidson
Johnny Moates, Richmond
Ben Pomeroy, William & Mary
Ron Williams, West Virginia

Second Team

Wayne Huckel, Davidson
Joe Lalli, George Washington
Steve Lawrence, Furman
Ron Panneton, William & Mary
Dave Reaser, West Virginia

1967-68

First Team

Dick Esleeck, Furman
Wilton Ford, Richmond
Mike Maloy, Davidson
Bob Sherwood, William & Mary
Ron Williams, West Virginia

Second Team

Carey Bailey, West Virginia
Doug Cook, Davidson
Wayne Huckel, Davidson
John Kemper, VMI
Steve Powers, VMI

1968-69

First Team

Dick Esleeck, Furman
Kenny Foster, Richmond
Jerry Kroll, Davidson
Mike Maloy, Davidson
Bob Tallent, George Washington

Second Team

Doug Cook, Davidson
Richard Keir, East Carolina
John Mitchell, VMI
Dave Moser, Davidson
Tee Hooper, The Citadel

ALL-CONFERENCE TEAMS

PREPARING STUDENT-ATHLETES FOR LIFE'S CHALLENGES SINCE 1921



1969-70

First Team

Bryan Adrian, Davidson
Doug Cook, Davidson
Mike Maloy, Davidson
Tom Miller, East Carolina
Mike Tallent, George Washington

Second Team

Joe Brunson, Furman
Jerry Hirsch, The Citadel
Jerry Kroll, Davidson
Jim Modlin, East Carolina
Bob Sherwood, William & Mary

1970-71

First Team

Mike Anastasio, Richmond
Jim Gregory, East Carolina
Russ Hunt, Furman
Tom Jasper, William & Mary
Joe Sutter, Davidson

Second Team

Steve Dodge, William & Mary
Jan Essenburg, VMI
Al Faber, East Carolina
Ben Ledbetter, The Citadel
Eric Minkin, Davidson

1971-72

First Team

John Falconi, Davidson
Russ Hunt, Furman
Roy Simpson, Furman
John Sutor, The Citadel
Joe Sutter, Davidson

Second Team

Jim Fairley, East Carolina
Steve Fishel, The Citadel
Eric Minkin, Davidson
Jerome Owens, East Carolina
Jeff Trammell, William & Mary

1972-73

First Team

John Falconi, Davidson
Steve Fishel, The Citadel
Fessor Leonard, Furman
Clyde Mayes, Furman
Aron Stewart, Richmond

Second Team

Mike Arizin, William & Mary
Stan Davis, Appalachian State
Greg Dunn, Davidson
Earl Quash, East Carolina
Roy Simpson, Furman

1973-74

First Team

Greg Dunn, Davidson
Fessor Leonard, Furman
Clyde Mayes, Furman
Aron Stewart, Richmond
Nicky White, East Carolina

Second Team

Mike Arizin, William & Mary
Stan Davis, Appalachian State
Bob McCurdy, Richmond
Rodney McKeever, The Citadel
Mike Sorrentino, Davidson

1974-75

First Team

Fessor Leonard, Furman
Bob McCurdy, Richmond
Rodney McKeever, The Citadel
Clyde Mayes, Furman
Ron Satterthwaite, William & Mary

Second Team

Gregg Ashorn, East Carolina
Greg Dunn, Davidson
Robert Geter, East Carolina
John Krovic, VMI
Craig Lynch, Furman

1975-76

First Team

Ron Carter, VMI
John Lowenhaupt, William & Mary
Rodney McKeever, The Citadel
Ray Miller, Furman
Jim Strickland, Furman

Second Team

Jeff Butler, Richmond
Will Bynum, VMI
Kevin Eastman, Richmond
Earl Garner, East Carolina
Darryl Robinson, Appalachian State
Ron Satterthwaite, William & Mary

1976-77

First Team

Will Bynum, VMI
Ron Carter, VMI
John Gerdy, Davidson
Bruce Grimm, Furman
Jonathan Moore, Furman

Second Team

Larry Hunt, East Carolina
John Krovic, VMI
John Lowenhaupt, William & Mary
Jim Strickland, Furman
Rick Swing, The Citadel

1977-78

First Team

Ron Carter, VMI
John Gerdy, Davidson
Bunny Gibson, Marshall
Jonathan Moore, Furman
Tony Searcy, Appalachian State

Second Team

Al Daniel, Furman
Bruce Grimm, Furman
Dave Montgomery, VMI
Darryl Robinson, Appalachian State
Bubba Wilson, Western Carolina

1978-79

First Team

Al Daniel, Furman
John Gerdy, Davidson
Mel Hubbard, Appalachian State
Jonathan Moore, Furman
Darryl Robinson, Appalachian State
Rick Swing, The Citadel

Second Team

Bunny Gibson, Marshall
Randy Nesbit, The Citadel
Keith Parker, Chattanooga
Raymond Person, Western Carolina
Tom Slawson, The Citadel

1979-80

First Team

Rich DiBenedetto, Davidson
Mel Daniel, Furman
Greg Dennis, Western Carolina
Andy Kolesar, VMI
Jonathan Moore, Furman

Second Team

Randy Nesbit, The Citadel
Charles Payton, Appalachian State
Tom Slawson, The Citadel
Kenny Trimier, Western Carolina
Greg White, Marshall

1980-81

First Team

Ronnie Carr, Western Carolina
Mel Daniel, Furman
Todd Haynes, Davidson
Charles Payton, Appalachian State
Eric Smith, Chattanooga

Second Team

Rich DiBenedetto, Davidson
Greg Dennis, Western Carolina
Troy Lee Mikell, East Tennessee State
George Singleton, Furman
Greg White, Marshall

1981-82

First Team

Ronnie Carr, Western Carolina
Greg Dennis, Western Carolina
Charles Payton, Appalachian State
Cliff Tribus, Davidson
Willie White, Chattanooga

Second Team

Mel Daniel, Furman
Troy Lee Mikell, East Tennessee State
Nick Morken, Chattanooga
Russ Schoene, Chattanooga
Winfred Reid, East Tennessee State

1982-83

First Team

Troy Lee Mikell, East Tennessee State
George Singleton, Furman
Kenny Trimier, Western Carolina
Willie White, Chattanooga
Kenny Wilson, Davidson

Second Team

Felipe de las Pozas, The Citadel
Sam Henry, Marshall
Charles Jones, Marshall
Winfred King, East Tennessee State
Stanford Strickland, Chattanooga
Cliff Tribus, Davidson

1983-84

First Team

LaVerne Evans, Marshall
George Singleton, Furman
Regan Truesdale, The Citadel
Willie White, Chattanooga
Kenny Wilson, Davidson

Second Team

Gay Elmore, VMI
Quinton Lytle, Western Carolina
Stanford Strickland, Chattanooga
David Wade, Marshall
Gerald Wilkins, Chattanooga

1984-85

First Team

Gay Elmore, VMI
Skip Henderson, Marshall
Quinton Lytle, Western Carolina
Regan Truesdale, The Citadel
Gerald Wilkins, Chattanooga

Second Team

Glenn Clyburn, Appalachian State
Noel Gilliard, Furman
Clifford Morgan, Chattanooga
Derek Rucker, Davidson
Cedric Wins, VMI

1985-86

First Team

Gay Elmore, VMI
Leroy Gasque, Western Carolina
Skip Henderson, Marshall
Derek Rucker, Davidson
Wes Stallings, East Tennessee State

Second Team

Gerry Born, Davidson
Calvin Cannady, East Tennessee State
Rod Davis, Appalachian State
Lance Fulse, Chattanooga
Carliss Jeter, Chattanooga

1988-87

First Team

Gay Elmore, VMI
Lance Fulse, Chattanooga
Skip Henderson, Marshall
Rodney Holden, Marshall
Derek Rucker, Davidson

Second Team

Craig Burgess, The Citadel
Tom Curry, Marshall
Jeff Himes, Davidson
James Hunter, Chattanooga
Dwayne Lewis, Marshall

1987-88

First Team

John Castile, Furman
Tom Curry, Marshall
Skip Henderson, Marshall
Jeff Himes, Davidson
Derek Rucker, Davidson

Second Team

David Brown, Furman
Greg Dennis, East Tennessee State
Lance Fulse, Chattanooga
Rodney Holden, Marshall
Kemp Phillips, Appalachian State

1988-89

First Team

Daren Chandler, Chattanooga
Greg Dennis, East Tennessee State
Sam Gibson, Appalachian State
John Taft, Marshall
Ramon Williams, VMI

Second Team

Chris Behrends, Chattanooga
Patrick Elmore, The Citadel
Bennie Goettie, Western Carolina
Keith Jennings, East Tennessee State
Damon Williams, VMI



College of Charleston guard Jeff Bolton earned all-conference honors from 2000-02.

1989-90 Coaches

Greg Dennis, East Tennessee State
Patrick Elmore, The Citadel
Bruce Evans, Furman
Sam Gibson, Appalachian State
Keith Jennings, East Tennessee State
Derrick Kirce, Chattanooga
Omar Roland, Marshall
John Taft, Marshall
Calvin Talford, East Tennessee State
Damon Williams, VMI
Ramon Williams, VMI

1989-90 Media

First Team

Greg Dennis, East Tennessee State
Patrick Elmore, The Citadel
Keith Jennings, East Tennessee State
John Taft, Marshall
Damon Williams, VMI

Second Team

Sam Gibson, Appalachian State
Derrick Kirce, Chattanooga
Omar Roland, Marshall
Calvin Talford, East Tennessee State
Ramon Williams, VMI

1990-91 Coaches

Terry Boyd, Western Carolina
Bruce Evans, Furman
Greg Fittz, VMI
Keith Jennings, East Tennessee State
Derrick Kirce, Chattanooga
Ted Mosay, The Citadel
Keith Nelson, Chattanooga
Steve Spurlock, Appalachian State
John Taft, Marshall
Calvin Talford, East Tennessee State

1990-91 Media

First Team

Bruce Evans, Furman
Keith Jennings, East Tennessee State
Derrick Kirce, Chattanooga
Keith Nelson, Chattanooga
John Taft, Marshall

Second Team

Chris Bass, Furman
Terry Boyd, Western Carolina
Greg Fittz, VMI
Steve Spurlock, Appalachian State
Calvin Talford, East Tennessee State

1991-92 Coaches

Terry Boyd, Western Carolina
Tim Brooks, Chattanooga
Rodney English, East Tennessee State
Bruce Evans, Furman
Robert Gaines, Western Carolina
Hal Henderson, Furman
Keith Nelson, Chattanooga
Jonathan Penn, VMI
Lewis Preston, VMI
Steve Spurlock, Appalachian State
Calvin Talford, East Tennessee State

1991-92 Media

First Team

Terry Boyd, Western Carolina
Tim Brooks, Chattanooga
Rodney English, East Tennessee State
Keith Nelson, Chattanooga
Calvin Talford, East Tennessee State

Second Team

Greg Dennis, East Tennessee State
Bruce Evans, Furman
Hal Henderson, Furman
Jonathan Penn, VMI
Lewis Preston, VMI
LeVert Threats, Chattanooga

1992-93 Coaches

Tim Brooks, Chattanooga
Robert Gaines, Western Carolina
Jerry Pelphrey, East Tennessee State
Tyrone Phillips, Marshall
Lewis Preston, VMI
Gary Robb, Chattanooga
Bill Ross, Appalachian State
Trazel Silvers, East Tennessee State
Derek Waugh, Furman
Charlton Young, Georgia Southern

1992-93 Media

First Team

Tim Brooks, Chattanooga
Tyrone Phillips, Marshall
Billy Ross, Appalachian State
Derek Waugh, Furman
Charlton Young, Georgia Southern

Second Team

Robert Gaines, Western Carolina
Jerry Pelphrey, East Tennessee State
Lewis Preston, VMI
Gary Robb, Chattanooga
Trazel Silvers, East Tennessee State

1993-94 Coaches

Brandon Born, Chattanooga
Chad Copeland, Chattanooga
Brian Edwards, Furman
Reggie Jones, The Citadel
Frankie King, Western Carolina
Chad McClendon, Appalachian State
Shawn Moore, Marshall
Janko Narat, Davidson
Trazel Silvers, East Tennessee State
Brandon Williams, Davidson

1993-94 Media

First Team

Brandon Born, Chattanooga
Chad Copeland, Chattanooga
Frankie King, Western Carolina
Chad McClendon, Appalachian State
Janko Narat, Davidson

Second Team

Brian Edwards, Furman
Shawn Moore, Marshall
Gary Robb, Chattanooga
Trazel Silvers, East Tennessee State
Brandon Williams, Davidson

1994-95 Coaches

Brandon Born, Chattanooga
Lawrence Gullette, VMI
Maurio Hanson, Chattanooga
Steve Harris, Furman
Frankie King, Western Carolina
Chad McClendon, Appalachian State
Anquell McCollum, Western Carolina
Moncrief Michael, The Citadel
Shawn Moore, Marshall
Tony Patterson, East Tennessee State

1994-95

Media

First Team

Frankie King, Western Carolina
Shawn Moore, Marshall
Chad McClendon, Appalachian State
Brandon Born, Chattanooga
Anquell McCollum, Western Carolina

Second Team

Roger Smith, Chattanooga
Lawrence Gullette, VMI
Tony Patterson, East Tennessee State
Steve Harris, Furman
Maurio Hanson, Chattanooga

1995-96 Coaches

Anquell McCollum, Western Carolina
Brandon Williams, Davidson
Keith Veney, Marshall
Lawrence Gullette, VMI
Quinn Harwood, Davidson
Johnny Taylor, Chattanooga
Chuck Vincent, Furman
Noy Castillo, The Citadel
Kareem Livingston, Appalachian State
John Brown, Marshall

1995-96 Media

First Team

Brandon Williams, Davidson
Anquell McCollum, Western Carolina
Johnny Taylor, Chattanooga
Lawrence Gullette, VMI
Quinn Harwood, Davidson

Second Team

Kareem Livingston, Appalachian State
Keith Veney, Marshall
Chris Alpert, Davidson
Chuck Vincent, Furman
Jason Williams, Marshall

1996-97 Coaches

Johnny Taylor, Chattanooga
John Brannen, Marshall
Keith Veney, Marshall
Junior Braswell, Appalachian State
Chuck Vincent, Furman
Narcisse Ewodo, Davidson
Willie Young, Chattanooga
Bobby Phillips, Western Carolina
Darryl Faulkner, VMI
Mark Donnelly, Davidson

1996-97 Media

First Team

Johnny Taylor, Chattanooga
John Brannen, Marshall
Keith Veney, Marshall
Junior Braswell, Appalachian State
Chuck Vincent, Furman

Second Team

Narcisse Ewodo, Davidson
Willie Young, Chattanooga
Sidney Coles, Marshall
Bobby Phillips, Western Carolina
Chris Mims, Chattanooga
Darryl Faulkner, VMI

ALL-CONFERENCE TEAMS

PREPARING STUDENT-ATHLETES FOR LIFE'S CHALLENGES SINCE 1921



1997-98

Coaches

Chuck Vincent, Furman
Mark Donnelly, Davidson
Kareem Livingston, Appalachian State
Bobby Phillips, Western Carolina
Darryl Faulkner, VMI
Greg Stephens, East Tennessee State
Demetrius Cherry, UNCG
David Phillips, Chattanooga
Jamie Jenkins, The Citadel
Marshall Phillips, Appalachian State

1997-98

Media

First Team

Chuck Vincent, Furman
Mark Donnelly, Davidson
Kareem Livingston, Appalachian State
Bobby Phillips, Western Carolina
Darryl Faulkner, VMI

Second Team

Greg Stephens, East Tennessee State
Jason Bell, VMI
Demetrius Cherry, UNCG
David Phillips, Chattanooga
Jamie Jenkins, The Citadel

1998-99

Coaches

Marshall Phillips, Appalachian State
Tyson Patterson, Appalachian State
Sedric Webber, College of Charleston
Danny Johnson, College of Charleston
Landry Kosmalski, Davidson
Ali Ton, Davidson
Greg Stephens, East Tennessee State
Daniel Quigley, Furman
Jason Bell, VMI
Ian Chadwick, Wofford

1998-99

Media

First Team

Sedric Webber, College of Charleston
Greg Stephens, East Tennessee State
Jason Bell, VMI
Ian Chadwick, Wofford
Marshall Phillips, Appalachian State

Second Team

Landry Kosmalski, Davidson
Ali Ton, Davidson
Jermel President, College of Charleston
Danny Johnson, College of Charleston
Tyson Patterson, Appalachian State

1999-00

Coaches

Tyson Patterson, Appalachian State
Landry Kosmalski, Davidson
Ian Chadwick, Wofford
Rufus Leach, Appalachian State
Jody Lumpkin, College of Charleston
Jeff Bolton, College of Charleston
Rashun Coleman, Chattanooga
Oliver Morton, Chattanooga
Stephen Marshall, Davidson
Demetrius Cherry, UNCG

1999-00

Media

First Team

Ian Chadwick, Wofford
Tyson Patterson, Appalachian State
Jody Lumpkin, College of Charleston
Stephen Marshall, Davidson
Demetrius Cherry, UNCG

Second Team

Rufus Leach, Appalachian State
Jeff Bolton, College of Charleston
Rashun Coleman, Chattanooga
Landry Kosmalski, Davidson
Julius Jenkins, Georgia Southern

Third Team

Oliver Morton, Chattanooga
Karim Souchu, Furman
Hamp Jones, Georgia Southern
Dondrell Whitmore, Western Carolina
Jarvis Hayes, Western Carolina

2000-01

Coaches

Ian Chadwick, Wofford
Jody Lumpkin, College of Charleston
Jeff Bolton, College of Charleston
Oliver Morton, Chattanooga
Karim Souchu, Furman
Julius Jenkins, Georgia Southern
Courtney Eldridge, UNCG
Eric Mann, VMI
Dimeco Childress, East Tennessee St.
Kashien Latham, Georgia Southern

2000-01

Media

First Team

Ian Chadwick, Wofford
Jody Lumpkin, College of Charleston
Eric Mann, VMI
Karim Souchu, Furman
Courtney Eldridge, UNCG

Second Team

Jeff Bolton, College of Charleston
Julius Jenkins, Georgia Southern
Oliver Morton, Chattanooga
Cory Largent, Western Carolina
Kashien Latham, Georgia Southern

Third Team

Dimeco Childress, East Tennessee State
Josh Shehan, Appalachian State
Donald Payne, Appalachian State
David Schuck, UNCG
Mike Lenzly, Wofford

2001-02

Coaches

Jeff Bolton, College of Charleston
Chris Pearson, Davidson
Dimeco Childress, East Tennessee State
Zakee Wadood, East Tennessee State
Guilherme Da Luz, Furman
Sean Peterson, Georgia Southern
Courtney Eldridge, UNCG
David Schuck, UNCG
Jason Conley, VMI
Kevin Martin, Western Carolina



Brandon Giles of Western Carolina was an all-conference selection by the coaches in both 2007-08 and 2009-10.

2001-02

Media

First Team

Jeff Bolton, College of Charleston
Dimeco Childress, East Tennessee State
Sean Peterson, Georgia Southern
Courtney Eldridge, UNCG
Jason Conley, VMI

Second Team

Travis Cantrell, The Citadel
Chris Pearson, Davidson
Zakee Wadood, East Tennessee State
David Schuck, UNCG
Kevin Martin, Western Carolina

Third Team

Toot Young, Chattanooga
Guilherme Da Luz, Furman
Karim Souchu, Furman
James Maye, UNCG
Mike Lenzly, Wofford

2002-03

Coaches

Graham Bunn, Appalachian State
Shawn Hall, Appalachian State
Ashley Champion, Chattanooga
Troy Wheless, College of Charleston
Wayne Bernard, Davidson
Zakee Wadood, East Tennessee State
Karim Souchu, Furman
Julius Jenkins, Georgia Southern
Kevin Martin, Western Carolina
Mike Lenzly, Wofford

2002-03

Media

First Team

Shawn Hall, Appalachian State
Troy Wheless, College of Charleston
Karim Souchu, Furman
Julius Jenkins, Georgia Southern
Kevin Martin, Western Carolina

Second Team

Ashley Champion, Chattanooga
Wayne Bernard, Davidson
Zakee Wadood, East Tennessee State
Mike Lenzly, Wofford
Radee Skipworth, VMI

Third Team

Graham Bunn, Appalachian State
Guilherme Da Luz, Furman
James Maye, UNCG
Lee Nixon, Wofford
Thomas Mobley, College of Charleston

2003-04

Coaches

Zakee Wadood, East Tennessee State
Tim Smith, East Tennessee State
Thomas Mobley, College of Charleston
Kevin Martin, Western Carolina
Brendan Winters, Davidson
Ashley Champion, Chattanooga
Maleye Ndoye, Furman
Frank Bennett, Georgia Southern
Jerald Fields, East Tennessee State
Terry Williams, Georgia Southern

2003-04

Media

First Team

Zakee Wadood, East Tennessee State
Kevin Martin, Western Carolina
Tim Smith, East Tennessee State
Ashley Champion, Chattanooga
Brendan Winters, Davidson

Second Team

Thomas Mobley, College of Charleston
Frank Bennett, Georgia Southern
Jackson Atoyebi, Elon
Maleye Ndoye, Furman
Jerald Fields, East Tennessee State

Third Team

Jay Joseph, UNCG
Ronnie Burrell, UNCG
Howard Wilkerson, Wofford
Terry Williams, Georgia Southern
Tony Mitchell, College of Charleston

2004-05 Coaches

Brendan Winters, Davidson
Elton Nesbitt, Georgia Southern
Tim Smith, East Tennessee State
Tony Mitchell, College of Charleston
Mindaugas Katelnyas, Chattanooga
Logan Kosmalski, Davidson
Ronnie Burrell, UNCG
Kyle Hines, UNCG
Jean Francois, Georgia Southern
Terry Williams, Georgia Southern

2004-05 Media First Team

Brendan Winters, Davidson
Elton Nesbitt, Georgia Southern
Tim Smith, East Tennessee State
Tony Mitchell, College of Charleston
Mindaugas Katelnyas, Chattanooga

Second Team

Logan Kosmalski, Davidson
Ronnie Burrell, UNCG
Jean Francois, Georgia Southern
Terry Williams, Georgia Southern
Tyler Berg, Wofford

Third Team

Kyle Hines, UNCG
Chris Brown, Chattanooga
D.J. Thompson, Appalachian State
Moussa Diagne, Furman
David Berghoefer, Western Carolina

2005-06 Coaches

D.J. Thompson, Appalachian State
Dontaye Draper, College of Charleston
Ian Johnson, Davidson
Brendan Winters, Davidson
Chris Chalko, Elon
Moussa Diagne, Furman
Elton Nesbitt, Georgia Southern
Ricky Hickman, UNCG
Kyle Hines, UNCG
Howard Wilkerson, Wofford

2005-06 Media First Team

D.J. Thompson, Appalachian State
Dontaye Draper, College of Charleston
Brendan Winters, Davidson
Elton Nesbitt, Georgia Southern
Kyle Hines, UNCG

Second Team

Ian Johnson, College of Charleston
Chris Chalko, Elon
Robby Bostain, Furman
Ricky Hickman, UNCG
Howard Wilkerson, Wofford

Third Team

Josh Jackson, College of Charleston
Kenny Grant, Davidson
Moussa Diagne, Furman
Louis Graham, Georgia Southern
Donte Gennie, Georgia Southern
Shane Nichols, Wofford

2006-07 Coaches

Kyle Hines, UNCG
D.J. Thompson, Appalachian State
Dontaye Draper, College of Charleston
Stephen Curry, Davidson
Nick Aldirdge, Western Carolina
Jason Richards, Davidson
Donte Gennie, Georgia Southern
Moussa Diagne, Furman
LeVonn Jordan, Elon
Robbie Bostain, Furman

2006-07 Media First Team

Kyle Hines, UNCG
D.J. Thompson, Appalachian State
Dontaye Draper, College of Charleston
Stephen Curry, Davidson
Nick Aldirdge, Western Carolina

Second Team

Jason Richards, Davidson
Louis Graham, Georgia Southern
Thomas Sander, Davidson
Donte Gennie, Georgia Southern
Moussa Diagne, Furman

Third Team

Keddrick Mayes, Chattanooga
Jeremy Clayton, Appalachian State
LeVonn Jordan, Elon
Ricky Hickman, UNCG
David Lawrence, College of Charleston

2007-08 Coaches

Stephen Curry, Davidson
Kyle Hines, UNCG
Louis Graham, Georgia Southern
Jason Richards, Davidson
Donte Minter, Appalachian State
Nicchaeus Doaks, Chattanooga
Stephen McDowell, Chattanooga
Drew Gibson, Wofford
Brandon Giles, Western Carolina
Brett James, Elon

2007-08 Media First Team

Stephen Curry, Davidson
Kyle Hines, UNCG
Louis Graham, Georgia Southern
Jason Richards, Davidson
Donte Minter, Appalachian State

Second Team

Nicchaeus Doaks, Chattanooga
Brandon Giles, Western Carolina
Stephen McDowell, Chattanooga
Jermaine Johnson, College of Charleston
Andrew GoudeLOCK, College of Charleston

Third Team

Tony White, Jr., College of Charleston
Ola Atoyebi, Elon
Thomas Sander, Davidson
Drew Gibson, Wofford
Jeremy Clayton, Appalachian State

2008-09 Coaches

Kellen Brand, Appalachian State
Stephen Curry, Davidson
Noah Dahlman, Wofford
Nicchaeus Doaks, Chattanooga
Andrew GoudeLOCK, Coll. of Charleston
Andrew Lovedale, Davidson
Stephen McDowell, Chattanooga
Harouna Mutombo, Western Carolina
Demetrius Nelson, The Citadel
Cameron Wells, The Citadel

2008-09 Media First Team

Stephen Curry, Davidson
Noah Dahlman, Wofford
Andrew GoudeLOCK, Coll. of Charleston
Stephen McDowell, Chattanooga
Demetrius Nelson, The Citadel

Second Team

Kellen Brand, Appalachian State
Nicchaeus Doaks, Chattanooga
Andrew Lovedale, Davidson
Harouna Mutombo, Western Carolina
Cameron Wells, The Citadel

Third Team

Ola Atoyebi, Elon
Brandon Giles, Western Carolina
Jermaine Johnson, Coll. of Charleston
Jordan Miller, Furman
Junior Salters, Wofford

2009-10 Coaches

Donald Sims, Appalachian State
Andrew GoudeLOCK, Coll. of Charleston
Jeremy Simmons, Coll. of Charleston
Cameron Wells, The Citadel
Amu Saaka, Furman
Willie Powers, Georgia Southern
Ben Stywall, UNCG
Brandon Giles, Western Carolina
Noah Dahlman, Wofford
Tim Johnson, Wofford

2009-10 Media

First Team
Donald Sims, Appalachian State
Andrew GoudeLOCK, Coll. of Charleston
Cameron Wells, The Citadel
Ben Stywall, UNCG
Noah Dahlman, Wofford

Second Team

Jeremy Simmons, Coll. of Charleston
Adam Constantine, Elon
Amu Saaka, Furman
Ty Patterson, Chattanooga
Brandon Giles, Western Carolina

Third Team

Donavan Monroe, Coll. of Charleston
Willie Powers, Georgia Southern
Jake Robinson, Western Carolina
Brigham Waginger, Western Carolina
Jamar Diggs, Wofford
Tim Johnson, Wofford

2010-11 Coaches

Omar Carter, Appalachian State
Donald Sims, Appalachian State
Andrew GoudeLOCK, Coll. of Charleston
Donavan Monroe, Coll. of Charleston
Cameron Wells, The Citadel
Chris Long, Elon
Amu Saaka, Furman
Omar Wattad, Chattanooga
Mike Williams, Western Carolina
Noah Dahlman, Wofford

2010-11 Media

First Team
Donald Sims, Appalachian State
Andrew GoudeLOCK, Coll. of Charleston
Cameron Wells, The Citadel
Amu Saaka, Furman
Noah Dahlman, Wofford

Second Team

Omar Carter, Appalachian State
Chris Long, Elon
Keegan Bell, Chattanooga
Omar Wattad, Chattanooga
Mike Williams, Western Carolina

Third Team

Donavan Monroe, Coll. of Charleston
Jeremy Simmons, Coll. of Charleston
Ben Drayton III, Georgia Southern
Tim Johnson, Wofford
Cameron Rundles, Wofford



Chattanooga's Keegan Bell was an all-SoCon performer in 2010-11.

ALL-FRESHMAN TEAMS

PREPARING STUDENT-ATHLETES FOR LIFE'S CHALLENGES SINCE 1921



1977-78

Rodney Arnold, Furman
Rich DiBenedetto, Davidson
Chris Dodds, Davidson
Ken Labanowski, Marshall
Keith Parker, Chattanooga
Greg White, Marshall

1978-79

Greg Dennis, Western Carolina
Jamie Hall, Davidson
Charles Payton, Appalachian State
Robert Price, Marshall
George Washington, Marshall

1979-80

Ronnie Carr, Western Carolina
Randy Harris, Chattanooga
Troy Lee Mikell, E. Tennessee State
Michael Hunt, Furman
Kenny Trimier, Western Carolina

1980-81

Wade Capehart, Appalachian State
John Gullickson, Davidson
George Singleton, Furman
David Wade, Marshall
Willie White, Chattanooga

1981-82

Cedric Cokely, Western Carolina
Tim Criswell, Furman
Noel Gilliard, Furman
Mark Vest, VMI
Cedric Wins, VMI

1982-83

Dave Conrady, Furman
Rod Davis, Appalachian State
Mike Huffman, VMI
Jim McConkey, Davidson
Clifford Waddy, Western Carolina

1983-84

Gay Elmore, VMI
Chris Heineman, Davidson
Shawn Reid, Furman
Richard Rogers, Western Carolina
David Vaught, East Tennessee State

1984-85

John Castile, Furman
Andre Gault, Western Carolina
Skip Henderson, Marshall
Jeff Himes, Davidson
Derek Rucker, Davidson

1985-86

Willie Allen, Appalachian State
Joey Brooks, Furman
Leon Bryant, The Citadel
Darren McDonald, VMI
Floyd Showers, Western Carolina

1986-87

Renard Johnson, VMI
Kemp Phillips, Appalachian State
Jay Schmitt, Davidson
Jimmy Stewart, Appalachian State
Ramon Williams, VMI

1987-88

Greg Dennis, East Tennessee State
Keith Jennings, East Tennessee State
Rodney Peel, Appalachian State
John Taft, Marshall
Andy Paul Williamson, Marshall

1988-89

Percy Covington, VMI
David Donerlson, Western Carolina
Bruce Evans, Furman
Hal Henderson, Furman
Donald Jenkins, Chattanooga
Calvin Talford, East Tennessee State

1989-90

Eric Dailey, Western Carolina
Aaron Nichols, The Citadel
Billy Ross, Appalachian State
Harold Simmons, Marshall
Derek Waugh, Furman
Maceo Williams, Chattanooga

1990-91

Brian Edwards, Furman
Ricky Nedd, Appalachian State
Carey Rich, Western Carolina
Trazel Silvers, East Tennessee State
Lamar Wright, The Citadel

1991-92

Reese Dudley, East Tennessee State
Tim Ford, Western Carolina
Malik Hightower, Marshall
Bobby Jones, VMI
Chad McClendon, Appalachian State

1992-93

Chris Alpert, Davidson
Lawrence Gullette, VMI
Bill Harder, Furman
Brian Hege, Appalachian State
Anquell McCollum, Western Carolina

1993-94

Lonnie Edwards, Georgia Southern
Darryl Faulkner, VMI
Corrie Johnson, East Tennessee State
Warren Johnson, VMI
Moncrief Michael, The Citadel

1994-95

Ray Minlend, Davidson
Matt Newman, The Citadel
Brian Tauog, VMI
Chuck Vincent, Furman
Kareem Livingston, Appalachian State

1995-96

Brent Conley, VMI
Jason Williams, Marshall
Andre Kerr, Furman
Virgil Stevens, The Citadel
Jason Stewart, Furman

1996-97

Landry Kosmalski, Davidson
Derrick Wright, Marshall
Ryan Wilson, East Tennessee State
David Phillips, Chattanooga
Hamp Jones, Georgia Southern



Georgia Southern's Eric Ferguson was the conference's top-scoring freshman in 2010-11, averaging 12.0 points per game.

1997-98

Otis Donald, Chattanooga
 Adrian Meeks, East Tennessee State
 Marcus Dilligard, Furman
 Ian Chadwick, Wofford
 Stacy Ervin, Western Carolina
 Nathan Jameson, UNCG

1998-99

Rod Shiver, The Citadel
 Alan Puckett, The Citadel
 Kyle Julius, Furman
 James Maye, UNCG
 Casey Rogers, Western Carolina

1999-00

Leighton Bowie, College of Charleston
 Wayne Bernard, Davidson
 Karim Souchu, Furman
 Julius Jenkins, Georgia Southern
 Jarvis Hayes, Western Carolina

2000-01

Jay Joseph, UNCG
 Radee Skipworth, VMI
 Rans Brempong, Western Carolina
 Frank Bennett, Georgia Southern
 Noah Brown, Appalachian State

2001-02

Tony Mitchell, College of Charleston
 Tiras Wade, East Tennessee State
 Terry Williams, Georgia Southern
 Jason Conley, VMI
 Kevin Martin, Western Carolina
 Justin Stephens, Wofford

2002-03

Alphonso Pugh, Chattanooga
 Brendan Winter, Davidson
 Ian Johnson, Davidson
 Tim Smith, East Tennessee State
 Tyler Berg, Wofford

2003-04

Quan Prowell, Furman
 Matt Nowlin, Elon
 Robby Bostain, Furman
 Moussa Diagne, Furman
 J'Mel Everhart, The Citadel

2004-05

Kyle Hines, UNCG
 Warren McLendon, The Citadel
 Louis Graham, Georgia Southern
 Brian Waters, Elon
 Trey Hopkins, Western Carolina

2005-06

Jermaine Johnson, College of Charleston
 Brett James, Elon
 Stanley Jones, Furman
 Jadee Jones, Furman
 David McClenny, UNCG

2006-07

Stephen Curry, Davidson
 Nick Aldridge, Western Carolina
 Jake Robinson, Western Carolina
 Junior Salters, Wofford
 Ben Stywall, UNCG



Lucas Troutman was one of two Elon players to earn all-freshman honors in 2010-11, joining teammate Jack Isenbarger.

2007-08

Coaches

Andrew Goudelock, College of Charleston
 Donald Sims, Appalachian State
 Cameron Wells, The Citadel
 Willie Powers, Georgia Southern
 Austin Dahn, The Citadel

Media

Cameron Wells, The Citadel
 Andrew Goudelock, College of Charleston
 Donald Sims, Appalachian State
 Willie Powers, Georgia Southern
 Justin Dehm, Furman

2008-09

Coaches

John Brown, The Citadel
 Ben Drayton III, Georgia Southern
 Damian Eargle, UNCG
 Harouna Mutombo, Western Carolina
 Brad Loesing, Wofford

2009-10

Coaches

Willis Hall, College of Charleston
 Harrison DuPont, The Citadel
 Jake Cohen, Davidson
 JP Kuhlman, Davidson
 Kyle Randall, UNCG

Media

Willis Hall, College of Charleston
 Harrison DuPont, The Citadel
 Jake Cohen, Davidson
 JP Kuhlman, Davidson
 Kyle Randall, UNCG

2010-11

Coaches

Trent Wiedeman, College of Charleston
 Lucas Troutman, Elon
 Eric Ferguson, Georgia Southern
 Trevis Simpson, UNCG
 Trey Sumler, Western Carolina

Media

Trent Wiedeman, College of Charleston
 Jack Isenbarger, Elon
 Eric Ferguson, Georgia Southern
 Trevis Simpson, UNCG
 Trey Sumler, Western Carolina

PLAYERS OF THE WEEK

PREPARING STUDENT-ATHLETES FOR LIFE'S CHALLENGES SINCE 1921



1968-69

Week 6 Johnny Mitchell, VMI
 Week 7 Mike O'Neill, DAV
 Week 8 Dick Esleek, FUR
 Week 9 Mike Maloy, DAV
 NOTE: Information for weeks 1-5 and weeks 10-11 is not available.

1969-70

Week 1 Kenny Foster, RICH
 Week 2 Bob Sherwood, W&M
 Week 3 Joe Brunson, FUR
 Week 4 Bryan Adrian, DAV
 Week 5 Tom Miller, ECU
 Week 6 Doug Cook, DAV
 Week 7 Mike Maloy, DAV
 Week 8 Walt Szczerbiak, GWU
 Week 9 Bryan Adrian, DAV
 Week 10 Jim Fairley, ECU

1970-71

Week 1 Russ Hunt, FUR
 Week 2 Joe Sutter, DAV
 Week 3 Ben Ledbetter, CIT
 Week 4 Mike Anastasio, RICH
 Week 5 Steve Kirley, DAV
 Week 6 Tom Jasper, W&M
 Week 7 Jim Gregory, ECU
 Week 8 Russ Hunt, FUR
 Week 9 Jan Essenburg, VMI
 Week 10 Joe Sutter, DAV

1971-72

Week 1 Russ Hunt, FUR
 Week 2 John Falconi, DAV
 Week 3 Joe Sutter, DAV
 Week 4 Jim Fairley, ECU
 Week 5 Jerome Owens, ECU
 Week 6 John Falconi, DAV
 Week 7 Russ Hunt, FUR
 Week 8 Roy Simpson, FUR
 Week 9 Russ Hunt, FUR
 Week 10 Jim Fairley, ECU
 Week 11 Bob Frank, VMI

1972-73

Week 1 Fessor Leonard, FUR
 Week 2 Matt Courage, W&M
 Week 3 T.J. Pecorak, DAV
 Week 4 Aron Stewart, RICH
 Week 5 Fessor Leonard, FUR
 Week 6 Aron Stewart, RICH
 Week 7 Aron Stewart, RICH
 Week 8 Dave Franklin, ECU
 Week 9 Mike Arizin, W&M
 Week 10 Aron Stewart, RICH

1973-74

Week 1 Fessor Leonard, FUR
 Week 2 Mike Arizin, W&M
 Week 3 John Falconi, DAV
 Week 4 Clyde Mayes, FUR
 Week 5 Stan Davis, ASU
 Week 6 Aron Stewart, RICH
 Week 7 Stan Davis, ASU
 Week 8 Clyde Mayes, FUR
 Week 9 Clyde Mayes, FUR
 Week 10 Aron Stewart, RICH
 Week 11 Aron Stewart, RICH

1974-75

Week 1 Larry Horowitz, DAV
 Week 2 Eric Gray, RICH
 Week 3 Clyde Mayes, FUR
 Week 4 Clyde Mayes, FUR
 Week 5 Bob McCurdy, RICH
 Week 6 Gregg Ashorn, ECU
 Week 7 Buzzy Braman, ECU
 Week 8 Craig Lynch, FUR
 Week 9 Clyde Mayes, FUR
 Week 10 Bob McCurdy, RICH
 Week 11 John Lowenhaupt, W&M

1975-76

Week 1 Ron Satterthwaite, W&M
 Week 2 John Krovic, VMI
 Week 3 Reggie Lee, ECU
 Week 4 Jim Strickland, FUR

Week 5 Dave Montgomery, VMI
 Week 6 Jeff Butler, RICH
 Week 7 Ron Carter, VMI
 Week 8 Darryl Robinson, ASU
 Week 9 Ron Satterthwaite, W&M
 Week 10 John Lowenhaupt, W&M
 Week 11 Ray Miller, FUR

1976-77

Week 1 Jonathan Moore, FUR
 Week 2 Darryl Robinson, ASU
 Week 3 Walter Anderson, ASU
 Week 4 Ron Carter, VMI
 Week 5 Bruce Grimm, FUR
 Week 6 Louis Crosby, ECU
 Week 7 Ron Carter, VMI
 Week 8 Larry Hunt, ECU
 Week 9 John Gerdy, DAV
 Week 10 Will Bynum, VMI
 Week 11 Rick Swing, CIT

1977-78

Week 1 Chris Dodds, DAV
 Week 2 Darryl Robinson, ASU
 Week 3 Renaldo Lawrence, ASU
 Week 4 John Gerdy, DAV
 Week 5 Ron Carter, VMI
 Week 6 John Gerdy, DAV
 Week 7 Tony Searcy, ASU
 Week 8 Harley Major, MAR
 Week 9 Jonathan Moore, FUR
 Week 10 Ron Carter, VMI
 Week 11 Bubba Wilson, WCU
 Week 12 Tony Searcy, ASU

1978-79

Week 1 Tom Slawson, CIT
 Week 2 Darryl Robinson, ASU
 Week 3 Jonathan Moore, FUR
 Week 4 Jonathan Moore, FUR
 Week 5 Rick Swing, CIT
 Week 6 Jonathan Moore, FUR
 Week 7 GWU, MAR
 Week 8 John Gerdy, DAV
 Week 9 Jonathan Moore, FUR
 Week 10 Darryl Robinson, ASU
 Week 11 John Gerdy, DAV
 Week 12 Tom Slawson, CIT

1979-80

Week 1 Rich DiBenedetto, DAV
 Week 2 Ronnie Carr, WCU
 Week 3 James Campbell, MAR
 Week 4 Eric Smith, UTC
 Week 5 Greg Dennis, WCU
 Week 6 Andy Kolesar, VMI
 Week 7 Mel Daniel, FUR
 Week 8 Jonathan Moore, FUR
 Week 9 Greg Dennis, WCU
 Week 10 Troy Lee Mikell, ETSU
 Week 11 Greg Dennis, WCU
 Week 12 Jonathan Moore, FUR

1980-81

Week 1 GWU, MAR
 Week 2 Todd Haynes, DAV
 Week 3 Troy Lee Mikell, ETSU
 Week 4 Charles Jones, MAR
 Week 5 Todd Haynes, DAV
 Week 6 Rich DiBenedetto, DAV
 Week 7 George Singleton, FUR
 Week 8 Larry Caldwell, WCU
 Week 9 Mel Daniel, FUR
 Week 10 Charles Payton, ASU
 Week 11 George Singleton, FUR
 Week 12 LaVerne Evans, MAR

1981-82

Week 1 John Fitch, ASU
 Week 2 David Wade, MAR
 Week 3 Russ Schoene, UTC
 Week 4 Cliff Tribus, DAV
 Week 5 Nick Morken, UTC
 Week 6 Ronnie Carr, WCU
 Week 7 Greg Dennis, WCU
 Week 8 Willie White, UTC
 Week 9 Aaron Douglas, ETSU
 Week 10 Willie White, UTC

Week 11 George Singleton, FUR
 Week 12 Cliff Tribus, DAV

1982-83

Week 1 George Singleton, FUR
 Week 2 Kenny Wilson, DAV
 Week 3 Willie White, UTC
 Week 4 Troy Lee Mikell, ETSU
 Week 5 Cliff Tribus, DAV
 Week 6 Winfred King, ETSU
 Week 7 Kenny Trimier, WCU
 Week 8 Regan Truesdale, CIT
 Week 9 Stanford Strickland, UTC
 Week 10 Troy Lee Mikell, ETSU
 Week 11 George Singleton, FUR
 Week 12 Troy Lee Mikell, ETSU
 Week 13 Willie White, UTC

1983-84

Week 1 Quinton Lytle, WCU
 Week 2 Willie White, UTC
 Week 3 Stanford Strickland, UTC
 Week 4 Gerald Wilkins, UTC
 Week 5 Kenny Wilson, DAV
 Week 6 Regan Truesdale, CIT
 Week 7 George Singleton, FUR
 Week 8 Gay Elmore, VMI
 Week 9 Regan Truesdale, CIT
 Week 10 Wade Capehart, ASU
 Week 11 Quentin Moore, WCU

1984-85

Week 1 Regan Truesdale, CIT
 Week 2 Regan Truesdale, CIT
 Week 3 Greg Dolan, ASU
 Week 4 Gay Elmore, VMI
 Week 5 Calvin Cannady, ETSU
 Week 6 Gerald Wilkins, UTC
 Week 7 Derek Rucker, DAV
 Week 8 Regan Truesdale, CIT
 Week 9 Skip Henderson, MAR
 Week 10 Skip Henderson, MAR
 Week 11 Clifford Morgan, UTC

1985-86

Week 1 Gay Elmore, VMI
 Week 2 Darryl Ivery, UTC
 Week 3 Kent Hill, CIT
 Week 4 Wes Stallings, ETSU
 Week 5 Skip Henderson, MAR
 Week 6 Wes Stallings, ETSU
 Week 7 Gay Elmore, VMI
 Week 8 Kent Hill, CIT
 Week 9 Skip Henderson, MAR
 Week 10 Rod Davis, ASU
 Week 11 Leroy Gasque, WCU
 Week 12 Clifford Waddy, WCU

1986-87

Week 1 Gay Elmore, VMI
 Week 2 John Castile, FUR
 Week 3 Jeff Himes, DAV
 Week 4 Lepn Bryant, CIT
 Week 5 Darryl Ivery, UTC
 Week 6 Derek Rucker, DAV
 Week 7 Skip Henderson, MAR
 Week 8 Rodney Holden, MAR
 Week 9 Chris Heineman, DAV
 Week 10 Tom Curry, MAR
 Week 11 Gay Elmore, VMI
 Week 12 Lance Fulse, UTC

1987-88

Week 1 Joey Brooks, FUR
 Week 2 Lance Fulse, UTC
 Week 3 Tom Curry, MAR
 Week 4 Morris Lyons, UTC
 Week 5 John Castile, FUR
 Week 6 Derek Rucker, DAV
 Week 7 Chad Keller, ETSU
 Week 8 Skip Henderson, MAR
 Week 9 Skip Henderson, MAR
 Week 10 Keith Jennings, ETSU
 Week 11 Skip Henderson, MAR
 Week 12 Kent Hill, CIT

1988-89

Week 1 John Taft, MAR
 Week 2 Keith Jennings, ETSU
 Week 3 Benny Green, UTC
 Week 4 John Taft, MAR
 Week 5 Bennie Goettie, WCU
 Week 6 Daren Chandler, UTC
 Week 7 Damon Williams, VMI
 Week 8 Ramon Williams, VMI
 Week 9 David Donerlson, WCU
 Week 10 Bruce Evans, FUR
 Week 11 Patrick Elmore, CIT
 Week 12 Chris Behrends, UTC

1989-90

Week 1 John Taft, MAR
 Week 2 Derrick Kirce, UTC
 Week 3 David Donerlson, WCU
 Week 4 Keith Jennings, ETSU
 Week 5 Tracy Garrick, FUR
 Week 6 Patrick Elmore, CIT
 Week 7 Greg Dennis, ETSU
 Week 8 Bruce Evans, FUR
 Week 9 Damon Williams, VMI
 Week 10 Damon Williams, VMI
 Week 11 Patrick Elmore, CIT
 Week 12 John Taft, MAR

1990-91

Week 1 John Taft, MAR
 Week 2 Steve Spurlock, ASU
 Week 3 John Taft, MAR
 Week 4 Keith Nelson, UTC
 Week 5 John Taft, MAR
 Week 6 Keith Jennings, ETSU
 Week 7 Terry Boyd, WCU
 Week 8 Derrick Kirce, UTC
 Week 9 Keith Jennings, ETSU
 Week 10 Keith Jennings, ETSU
 Week 11 Greg Fitz, VMI
 Week 12 John Taft, MAR

1991-92

Week 1 Maurice Williams, WCU
 Week 2 Calvin Talford, ETSU
 Week 3 Rodney English, ETSU
 Week 4 Tim Brooks, UTC
 Week 5 Robert Gaines, WCU
 Week 6 Rodney English, ETSU



The Citadel's Regan Truesdale earned six player of the week citations from 1982-85.

Week 7 LeVert Threats, UTC
 Week 8 Tim Brooks, UTC
 Week 9 Lewis Preston, VMI
 Week 10 Greg Dennis, ETSU
 Week 11 Terry Boyd, WCU
 Week 12 Lewis Preston, VMI

1992-93

Week 1 Gary Robb, UTC
 Week 2 Lewis Preston, VMI
 Week 3 Tyrone Phillips, MAR
 Week 4 Gary Robb, UTC
 Week 5 Billy Ross, ASU
 Week 6 Jerry Pelphrey, ETSU
 Week 7 Detlef Musch, DAV
 Week 8 Billy Ross, ASU
 Week 9 Billy Ross, ASU
 Week 10 Charlton Young, GSU
 Week 11 Lewis Preston, VMI
 Week 12 Detlef Musch, DAV

1993-94

Week 1 Brandon Born, UTC
 Week 2 Terry Campbell, CIT
 Week 3 Frankie King, WCU
 Week 4 Chad Copeland, UTC
 Week 5 Chad Copeland, UTC
 Week 6 William Cook, ASU
 Week 7 Jeff Williams, ASU
 Week 8 Frankie King, WCU
 Week 9 Frankie King, WCU
 Week 10 Frankie King, WCU
 Week 11 William Cook, ASU
 Week 12 Trazel Silvers, ETSU

1994-95

Week 1 Brandon Born, UTC
 Week 2 Frankie King, WCU
 Week 3 Shawn Moore, MAR
 Week 4 Lawrence Gullette, VMI
 Week 5 Roger Smith, UTC
 Week 6 Maurio Hanson, UTC
 Week 7 Frankie King, WCU
 Week 8 John Oliver, UTC
 Week 9 Chad McClendon, ASU
 Week 10 Moncrief Michael, CIT
 Week 11 Brandon Born, UTC
 Week 12 Matt Newman, CIT
 Week 13 Chad McClendon, ASU

1995-96

Week 1 Brandon Williams, DAV
 Week 2 Keith Veney, MAR
 Week 3 Keith Veney, MAR
 Week 4 Quinn Harwood, DAV
 Week 5 Keith Veney, MAR
 Week 6 Noy Castillo, CIT
 Week 7 Chuck Vincent, FUR
 Week 8 Lawrence Gullette, VMI
 Week 9 Anquell McCollum, WCU
 Week 10 Anquell McCollum, WCU
 Week 11 Anquell McCollum, WCU
 Week 12 Johnny Taylor, UTC

1996-97

Week 1 Ryan Wilson, ETSU
 Week 2 Bobby Phillips, WCU
 Week 3 Junior Braswell, ASU
 Week 4 Keith Veney, MAR
 Week 5 Matt Newman, CIT
 Week 6 Willie Young, UTC
 Week 7 John Brannen, MAR
 Week 8 Chuck Vincent, FUR
 Week 9 Maurice Spencer, VMI
 Week 10 Narcisse Ewodo, DAV
 Week 11 John Brannen, MAR
 Week 12 Junior Braswell, ASU

1997-98

Week 1 Tyson Patterson, ASU
 Week 2 Jason Bell, VMI
 Week 3 Jason Bell, VMI
 Week 4 Tige Darner, ASU
 Week 5 Darryl Faulkner, VMI
 Week 6 Greg Stephens, ETSU
 Week 7 Jamie Jenkins, CIT
 Week 8 Bobby Phillips, WCU
 Week 9 Darryl Faulkner, VMI

Week 10 Demetrius Cherry, UNCG
 Week 11 Stephen MAR, DAV
 Week 12 Greg Stephens, ETSU

1998-99

Week 1 Marshall Phillips, ASU
 Week 2 Danny Johnson, CofC
 Week 3 Stanislav Makshantsev, FUR
 Week 4 Ian Chadwick, WOF
 Week 5 Danny Johnson, CofC
 Week 6 Greg Stephens, ETSU
 Week 7 Marshall Phillips, ASU
 Week 8 Greg Stephens, ETSU
 Week 9 Daniel Quigley, FUR
 Week 10 Sedic Webber, CofC
 Week 11 Jody Lumpkin, CofC
 Week 12 Matt McMahon, ASU

1999-2000

Week 1 Jarvis Hayes, WCU
 Week 2 Julius Jenkins, GSU
 Week 3 Karim Souchu, FUR
 Week 4 Demetrius Cherry, UNCG
 Week 5 Rufus Leach, ASU
 Week 6 Rashun Coleman, UTC
 Week 7 Tyson Patterson, ASU
 Week 8 Oliver Morton, UTC
 Week 9 Jody Lumpkin, CofC
 Week 10 Andre Quarles, VMI
 Week 11 Stephen Marshall, DAV
 Week 12 Rufus Leach, ASU
 Karim Souchu, FUR

2000-01

Week 1 Dimeco Childress, ETSU
 Week 2 Karim Souchu, FUR
 Week 3 Courtney Eldridge, UNCG
 Week 4 Cliff Washburn, CIT
 Week 5 Ian Chadwick, WOF
 Week 6 Jody Lumpkin, CofC
 Week 7 Eric Mann, VMI
 Week 8 Julius Jenkins, GSU
 Week 9 Jay Joseph, UNCG
 Week 10 Oliver Morton, UTC
 Week 11 Alan Puckett, CIT
 Week 12 Nathan Jameson, UNCG
 Sean Patterson, GSU
 Week 12 Mike Lenzy, WOF

2001-02

Week 1 Jason Conley, VMI
 Week 2 Kevin Martin, WCU
 Week 3 Dimeco Childress, ETSU
 Week 4 Jason Conley, VMI
 Week 5 Mike Lenzy, WOF
 Week 6 James Maye, UNCG
 Week 7 Chris Pearson, DAV
 Week 8 Julius Jenkins, GSU
 Week 9 Toot Young, UTC
 Week 10 Jason Conley, VMI
 Week 11 Dimeco Childress, ETSU
 Week 12 Dimeco Childress, ETSU
 David Schuck, UNCG
 Week 12 Courtney Eldridge, UNCG

2002-03

Week 1 Troy Wheeler, CofC
 Week 2 Lee Nixon, WOF
 Week 3 Tiras Wade, ETSU
 Week 4 Ashley Champion, UTC
 Week 5 Shawn Hall, ASU
 Week 6 Jean Francois, GSU
 Week 7 Graham Bunn, ASU
 Week 8 Rans Brempong, WCU
 Week 9 Wayne Bernard, DAV
 Week 10 Jason Rogan, UTC
 Week 11 Jerald Fields, ETSU
 Week 12 Kevin Martin, WCU
 Week 11 Brendan Winters, DAV
 Week 12 Karim Souchu, FUR
 Week 13 Conor Grace, DAV

2003-04

Week 1 Kevin Martin, WCU
 Week 2 Zakee Wadood, ETSU
 Week 3 Kevin Martin, WCU
 Week 4 Thomas Moble, CofC
 Week 5 Elton Nesbitt, GSU

Week 6 David Berghoef, WCU
 Howard Wilkerson, WOF
 Noah Brown, ASU
 Week 7 Kevin Martin, WCU
 Week 8 Zakee Wadood, ETSU
 Week 9 Jackson Atoyebi, Elon
 Week 10 Maleye Ndoye, FUR
 Week 11 Brendan Winters, DAV
 Week 12 Ronnie Burrell, UNCG

2004-05

Week 1 Howard Wilkerson, WOF
 Brendan Winters, DAV
 Week 2 Howard Wilkerson, WOF
 Week 3 Kyle Hines, UNCG
 Week 4 Warren McLendon, CIT
 Tony Mitchell, CofC
 Week 5 Bernard Jackson, CofC
 Week 6 Elton Nesbitt, GSU
 Week 7 Jean Francois, GSU
 Week 8 Brendan Winters, DAV
 Week 9 David Berghoef, WCU
 Week 10 Elton Nesbitt, GSU
 Week 11 Tyler Berg, WOF
 Week 12 Tim Smith, ETSU

2005-06

Nov. 29 Ian Johnson, DAV
 Dec. 6 Brendan Winters, UNCG
 Dec. 13 Ricky Hickman, UNCG
 Dec. 20 Elton Nesbitt, GSU
 Jan. 3 Dontaye Draper, CofC
 Jan. 10 Jackson Atoyebi, Elon
 Louis Graham, GSU
 Jan. 17 Kyle Greathouse, WCU
 Jan. 24 D.J. Thompson, ASU
 Jan. 31 Shane Nichols, WOF
 Feb. 7 Elton Nesbitt, GSU
 Feb. 14 Elton Nesbitt, GSU
 Feb. 21 Howard Wilkerson, WOF
 Feb. 28 D.J. Thompson, ASU
 J'Mel Everhart, CIT

2006-07

Nov. 21 Stephen Curry, DAV
 Nov. 28 D.J. Thompson, ASU
 Dec. 5 Thomas Sander, DAV
 Dec. 12 Ricky Hickman, UNCG
 Dec. 19 Jason Richards, DAV
 Jan. 2 Donte Minter, ASU
 Jan. 9 Nathan Cranford, ASU
 Jan. 16 Dontaye Draper, CofC
 Jan. 23 Kyle Hines, UNCG
 Jan. 30 Ricky Hickman, UNCG
 Feb. 6 Nick Aldridge, WCU
 Feb. 13 Stephen Curry, DAV
 Feb. 20 Stephen Curry, DAV
 Feb. 27 Louis Graham, GSU

2007-08

Nov. 19 Kyle Hines, UNCG
 Nov. 26 Kendall Toney, UNCG
 Dec. 3 Jermaine Johnson, CofC
 Stephen Curry, DAV
 Dec. 10 Drew Gibson, WOF
 Dec. 17 Khalil Hartwell, UTC
 Dec. 31 Justin Dehm, FUR
 Jan. 7 Kevin Oleksiak, UNCG
 Jan. 14 Stephen McDowell, UTC
 Jan. 21 Donald Sims, ASU
 Jan. 28 Stephen Curry, DAV
 Feb. 4 Louis Graham, GSU
 Stephen Curry, DAV
 Feb. 11 Stephen Curry, DAV
 Feb. 18 Stephen Curry, DAV
 Feb. 25 Louis Graham, GSU
 March 3 Kyle Hines, UNCG

2008-09

Nov. 18 Stephen Curry, DAV
 Nov. 25 Stephen Curry, DAV
 Dec. 2 Andrew Goudelock, CofC
 Dec. 9 Stephen Curry, DAV
 Dec. 16 Stephen Curry, DAV
 Dec. 23 Brett James, Elon
 Jan. 6 Stephen McDowell, UTC
 Jan. 13 Harouna Mutombo, WCU
 Jan. 20 Stephen Curry, DAV

Jan. 27 Stephen Curry, DAV
 Feb. 3 Stephen Curry, DAV
 Feb. 10 Demetrius Nelson, CIT
 Feb. 17 Cameron Wells, CIT
 Feb. 24 Noah Dahlman, WOF
 March 3 Stephen Curry, DAV

2009-10

Nov. 17 Josh Bonney, Elon
 Nov. 24 Amu Saaka, FUR
 Dec. 1 Noah Dahlman, WOF
 Dec. 8 Jeremy Simmons, CofC
 Dec. 15 Mike Williams, WCU
 Dec. 22 Noah Dahlman, WOF
 Jan. 5 Andrew Goudelock, CofC
 Jan. 12 Donald Sims, ASU
 Jan. 19 Cameron Wells, CIT
 Jan. 26 Andrew Goudelock, CofC
 Feb. 2 Ty Patterson, UTC
 Feb. 9 Donald Sims, ASU
 Feb. 16 Donald Sims, ASU
 Feb. 23 Jeremy Simmons, CofC
 March 2 Antonio Hanson, GSU

2010-11

Nov. 16 Omar Carter, ASU
 Nov. 23 Donald Sims, ASU
 Nov. 30 Cameron Wells, CIT
 Dec. 7 Noah Dahlman, WOF
 Dec. 14 Brendan McKillop, DAV
 Dec. 21 Jeremy Simmons, CofC
 Jan. 4 Amu Saaka, FUR
 Jan. 11 Omar Carter, ASU
 Jan. 18 Omar Wattad, UTC
 Jan. 25 Amu Saaka, FUR
 Feb. 1 Noah Dahlman, WOF
 Feb. 8 Andrew Goudelock, CofC
 Feb. 15 Andrew Goudelock, CofC
 Feb. 22 Chris Long, Elon
 March 1 Donald Sims, ASU

SoCon Players of the Month

2004-05

November Brendan Winters, DAV
 December Ronnie Burrell, UNCG
 January Kyle Hines, UNCG
 February Tyler Berg, WOF

2005-06

November Brendan Winters, DAV
 December Ian Johnson, DAV
 January Kyle Hines, UNCG
 February Elton Nesbitt, GSU

2006-07

November Kyle Hines, UNCG
 December Kyle Hines, UNCG
 January Stephen Curry, DAV
 February Stephen Curry, DAV

2007-08

November Stephen Curry, DAV
 December Stephen Curry, DAV
 Kyle Hines, UNCG
 January Stephen Curry, DAV
 February Stephen Curry, DAV
 March Stephen Curry, DAV

2008-09

November Stephen Curry, DAV
 December Stephen Curry, DAV
 January Stephen Curry, DAV
 February Demetrius Nelson, CIT

2009-10

November Noah Dahlman, WOF
 December Ty Patterson, UTC
 January Andrew Goudelock, CofC
 February Donald Sims, ASU

2010-11

November Donald Sims, ASU
 December Andrew Goudelock, CofC
 January Noah Dahlman, WOF
 February Donald Sims, ASU

YEAR-BY-YEAR STANDINGS

PREPARING STUDENT-ATHLETES FOR LIFE'S CHALLENGES SINCE 1921



	CONF		ALL		Pts.	Opp.
	W	L	W	L		
Virginia	5	0	17	1	607	406
Alabama	6	1	15	4	584	373
Georgia	4	1	10	5	443	365
Washington & Lee	6	2	11	3	533	322
Kentucky	3	1	10	6	459	361
Auburn	2	1	5	6	262	304
North Carolina	3	3	14	6	710	562
Virginia Tech	2	2	14	6	591	473
Georgia Tech	2	3	11	6	474	433
*Tennessee	1	3	12	7	466	402
North Carolina State	1	5	6	13	425	518
Clemson	0	3	8	13	453	574
Mississippi State	0	4	12	10	618	521

*overall record includes one tie

	CONF		ALL		Pts.	Opp.
	W	L	W	L		
North Carolina	5	0	15	1	575	363
Vanderbilt	2	0	16	6	659	545
Tulane	5	1	N/A			
Tennessee	3	1	15	2	442	321
Mississippi State	8	3	15	4	613	470
Washington & Lee	4	2	7	8	420	391
Georgia Tech	5	3	9	9	544	515
Alabama	3	3	20	5	928	612
Clemson	3	3	11	6	425	305
Georgia	3	3	11	8	503	516
Auburn	2	3	7	7	382	379
Virginia Tech	1	2	13	6	531	414
North Carolina State	1	2	5	8	292	348
Mississippi	2	4	8	7	367	340
Virginia	1	3	12	5	481	366
Florida	0	3	2	5	157	238
South Carolina	0	3	4	13	352	481
Kentucky	0	5	3	10	289	348
Louisiana State	0	6	10	10	488	514

	CONF		ALL		Pts.	Opp.
	W	L	W	L		
Tulane	10	0	22	1	N/A	N/A
North Carolina	7	0	26	0	959	500
Georgia	7	0	16	5	691	498
Alabama	5	1	12	4	546	405
Kentucky	6	2	13	3	477	335
Mississippi State	8	4	13	8	697	588
Virginia	3	2	12	3	458	348
Tennessee	5	5	10	8	445	457
South Carolina	2	2	11	9	555	598
Georgia Tech	4	5	9	13	675	698
Maryland	1	2	5	7	279	284
Mississippi	2	4	16	6	687	514
Washington & Lee	2	4	9	5	408	287
North Carolina State	2	4	7	16	558	687
Vanderbilt	1	3	7	15	500	598
Florida	0	2	5	10	324	442
University of South	0	2	2	7	81	47
Virginia Tech	0	4	5	13	374	521
Auburn	0	6	4	9	348	392
Clemson	0	6	2	14	230	427
Louisiana State	0	7	8	12	483	552

	CONF		ALL		Pts.	Opp.
	W	L	W	L		
North Carolina	8	0	18	5	697	466
Tulane	12	3	N/A			
Kentucky	6	2	13	8	538	510
Maryland	3	1	12	5	401	358
Alabama	5	2	15	4	554	420
South Carolina	4	2	10	7	487	473
Virginia	4	2	14	3	560	412
Washington & Lee	3	2	7	4	314	262
Clemson	3	2	4	14	390	533
Vanderbilt	4	3	12	13	646	701
Mississippi State	4	4	14	9	687	628
Georgia	4	4	9	11	614	607
Georgia Tech	2	7	4	12	373	421
North Carolina State	1	4	11	7	475	388
Louisiana State	1	4	10	7	436	444
Virginia Tech	1	4	6	9	453	460
Tennessee	1	5	6	8	293	315
Auburn	1	5	3	11	352	442

Mississippi	1	6	17	8	815	589
Florida	0	0	2	7	217	289
University of South	0	0	2	7	118	89

	CONF		ALL		Pts.	Opp.
	W	L	W	L		
Kentucky	8	0	15	3	605	446
North Carolina	7	0	20	5	937	569
Mississippi	8	1	16	2	730	412
Maryland	7	1	14	3	495	351
Georgia	9	4	18	6	965	685
South Carolina	4	2	9	5	458	407
North Carolina State	5	3	20	4	684	475
Mississippi State	5	3	14	8	658	561
Tulane	10	7	N/A			
Virginia	4	4	9	6	522	449
Alabama	6	6	10	11	514	556
Louisiana State	4	5	9	9	472	479
VMI	3	5	7	8	395	367
Virginia Tech	2	5	3	10	285	346
Georgia Tech	4	10	6	11	465	550
Washington & Lee	2	6	9	7	526	513
Vanderbilt	2	7	8	18	604	687
Tennessee	1	3	9	8	517	511
Auburn	1	7	5	10	434	490
Clemson	1	7	4	17	502	702
University of South	0	2	4	6	73	67
Florida	0	3	7	7	401	399

	CONF		ALL		Pts.	Opp.
	W	L	W	L		
South Carolina	9	1	14	1	652	492
Vanderbilt	7	1	20	4	898	877
Georgia Tech	8	2	17	10	939	813
Washington & Lee	6	2	10	6	523	482
Auburn	12	4	13	6	683	504
North Carolina State	5	2	12	5	509	390
Mississippi	10	4	13	5	570	441
North Carolina	7	3	17	7	816	557
Maryland	6	4	10	10	536	528
Mississippi State	7	5	17	7	754	478
Tennessee	5	4	7	12	448	478
Alabama	4	5	5	8	348	375
Virginia	5	7	9	10	490	452
Tulane	7	10	N/A			
Louisiana State	3	5	7	9	369	409
Georgia	3	6	14	8	824	606
Virginia Tech	2	6	6	8	403	416
Kentucky	1	6	3	13	375	563
Clemson	1	7	2	13	334	505
Florida	1	8	6	20	739	984
VMI	0	7	3	12	354	422
University of South	0	10	3	11	78	147

	CONF		ALL		Pts.	Opp.
	W	L	W	L		
Auburn	12	1	20	2	1,001	580
Mississippi State	10	1	13	7	683	579
North Carolina	8	1	16	2	610	411
Maryland	8	1	14	4	510	397
Kentucky	8	1	12	6	630	505
Louisiana State	7	3	10	7	580	528
Virginia	10	5	20	6	886	681
Georgia	8	5	12	10	780	674
VMI	5	5	7	6	417	370
Alabama	5	5	10	10	624	659
Clemson	5	7	9	14	637	743
South Carolina	4	7	8	12	718	769
Mississippi	5	9	10	9	698	640
North Carolina State	3	6	10	8	641	560
Virginia Tech	3	7	5	11	411	501
Washington & Lee	3	7	5	12	591	589
Vanderbilt	2	5	5	7	407	467
University of South	1	5	2	7	89	292
Florida	2	10	5	16	646	748
Tulane	3	15	N/A			
Tennessee	0	8	0	12	280	501

	CONF		ALL		Pts.	Opp.
	W	L	W	L		
Washington & Lee	7	1	16	2	812	463
North Carolina	12	2	17	8	760	646
Georgia Tech	10	2	15	6	726	603
Georgia	13	4	18	6	921	692
Tulane	9	4	N/A			
Kentucky	7	4	12	5	496	411
Tennessee	7	4	11	5	456	428
Alabama	10	6	16	10	806	707
Clemson	6	4	14	13	852	754
Duke	5	4	12	8	715	665
North Carolina State	6	5	15	6	778	590
Mississippi	7	8	9	9	604	567
Virginia	5	7	9	10	555	581
Mississippi State	5	8	8	45	564	669
Louisiana State	5	9	8	13	636	656
Virginia	3	6	4	13	422	589
Vanderbilt	2	5	4	12	536	628
South Carolina	4	10	8	13	654	746
Florida	4	11	7	13	603	746
Auburn	3	9	6	15	608	837
Maryland	2	6	7	9	397	460
VMI	1	7	6	7	392	378
University of South	0	7	3	8	292	386

	CONF		ALL		Pts.	Opp.
	W	L	W	L		
Alabama	10	0	20	0	652	395
Duke	9	1	18	2	753	571
Kentucky	9	1	16	3	591	408
Washington & Lee	9	2	16	4	769	574
Tennessee	7	2	13	4	526	426
Georgia	7	3	17	6	729	584
Tulane	7	3	16	6	N/A	N/A
Clemson	8	4	16	9	885	689
University of South	5	3	6	5	305	299
Maryland	8	5	16	6	752	577
North Carolina State	7	5	11	6	541	406
Mississippi	6	6	6	7	369	369
Louisiana State	6	7	10	11	687	661
Florida	2	3	10	4	516	392
Georgia Tech	5	8	11	13	792	736
North Carolina	4					



YEAR-BY-YEAR STANDINGS

SOUTHERN CONFERENCE

1931-32	CONF		ALL		Pts.	Opp.
	W	L	W	L		
Maryland	9	1	16	4	689	494
Kentucky	9	1	15	2	743	456
Auburn	9	2	12	3	506	431
Alabama	11	3	16	4	584	444
North Carolina	6	3	16	5	678	517
Virginia	6	3	13	8	555	505
Georgia	7	4	19	7	589	657
Georgia Tech	5	3	7	6	470	402
Mississippi	8	5	9	6	558	481
North Carolina State	6	4	10	6	403	340
Duke	6	5	14	11	720	666
Louisiana State	8	8	11	9	673	625
Tennessee	5	5	8	7	405	398
South Carolina	2	2	9	7	445	416
Vanderbilt	5	7	8	11	570	644
Mississippi State	4	7	5	10	377	462
Tulane	5	9		N/A		
Florida	4	10	8	12	640	606
Washington & Lee	3	8	9	10	487	492
Virginia Tech	2	8	8	9	406	452
Clemson	2	9	8	12	508	537
University of South	1	7	3	9	323	401
VMI	0	9	0	14	289	458

1932-33	CONF		ALL		Pts.	Opp.
	W	L	W	L		
South Carolina	3	0	17	2	828	539
Duke	7	3	16	6	764	627
Maryland	7	3	11	9	658	646
North Carolina State	6	3	11	8	633	539
North Carolina	5	3	12	5	651	494
Virginia	5	3	12	6	620	481
Virginia Tech	3	7	5	10	425	545
VMI	2	8	4	11	372	496
Washington & Lee	1	8	6	10	573	563
Clemson	0	1	10	9	597	579

1933-34	CONF		ALL		Pts.	Opp.
	W	L	W	L		
South Carolina	6	0	18	1	857	501
North Carolina	12	2	18	4	730	528
Maryland	6	1	11	8	620	589
Duke	9	4	18	6	828	633
North Carolina State	6	5	11	6	590	509
Washington & Lee	4	5	10	6	541	515
VMI	3	6	4	10	335	452
Virginia	1	9	7	11	565	495
Virginia Tech	1	10	1	15	381	599
Clemson	0	6	7	12	505	578

1934-35	CONF		ALL		Pts.	Opp.
	W	L	W	L		
North Carolina	12	1	23	2	828	606
Clemson	3	1	15	3	661	464
Duke	10	4	18	8	866	758
Virginia	7	5	13	9	704	614
Maryland	4	3	8	10	622	611
North Carolina State	6	5	10	9	607	581
South Carolina	5	7	15	9	812	692
Washington & Lee	4	8	10	10	661	587
VMI	2	9	3	14	448	576
Virginia Tech	1	11	3	16	421	639

1935-36	CONF		ALL		Pts.	Opp.
	W	L	W	L		
Washington & Lee	10	1	18	2	829	587
North Carolina	13	3	21	4	887	720
North Carolina State	10	3	15	4	724	565
Maryland	4	3	14	6	812	709
Clemson	5	5	15	7	749	637
Duke	4	5	20	6	1,070	777
Virginia	4	8	11	13	764	898
South Carolina	1	6	10	8	600	614
Virginia Tech	1	9	5	17	617	768
VMI	0	10	3	14	570	738

1936-37	CONF		ALL		Pts.	Opp.
	W	L	W	L		
Washington & Lee	11	1	17	4	876	585
North Carolina	14	3	18	5	864	671
Wake Forest	9	4	15	6	789	663
North Carolina State	14	7	15	9	925	739
Duke	11	6	15	8	812	728
South Carolina	7	4	13	7	689	631
Richmond	5	4	13	7	704	572
Virginia	6	7	9	10	569	567
Furman	3	4	8	7	472	479
Maryland	5	8	8	12	746	734
Davidson	5	8	13	10	871	815
VMI	5	11	6	11	571	658
Virginia Tech	4	9	6	11	461	617
Clemson	2	7	6	15	643	765
The Citadel	0	5	7	12	586	629
William & Mary	0	13	0	18	444	808

1937-38	CONF		ALL		Pts.	Opp.
	W	L	W	L		
North Carolina	13	3	16	5	828	670
North Carolina State	10	3	13	6	720	661
The Citadel	7	3	13	5	664	578
Clemson	9	4	16	7	916	771
Duke	9	5	15	9	854	826
Richmond	7	4	15	5	670	560
Maryland	6	4	15	9	939	839
Washington & Lee	6	5	12	9	770	653
Wake Forest	7	8	7	12	744	756
Virginia Tech	4	5	6	8	438	467
Davidson	4	11	9	12	832	747
Furman	2	6	6	12	N/A	N/A
VMI	2	7	4	11	414	511
South Carolina	2	12	3	21	701	954
William & Mary	0	8	2	10	372	499

1938-39	CONF		ALL		Pts.	Opp.
	W	L	W	L		
Wake Forest	15	3	18	6	1,183	971
Washington & Lee	8	3	13	9	997	844
Maryland	8	3	15	9	963	874
The Citadel	7	3	14	5	791	713
Davidson	9	7	19	9	1,208	1,050
North Carolina State	7	6	10	7	641	613
North Carolina	8	7	10	11	817	804
Duke	8	8	10	12	886	857
Clemson	6	6	16	8	953	824
VMI	6	6	7	10	600	664
Richmond	5	5	10	10	648	681
William & Mary	4	9	9	10	814	788
South Carolina	2	8	5	18	716	896
Virginia Tech	2	10	3	14	546	789
Furman	0	10	6	16	783	968

1939-40	CONF		ALL		Pts.	Opp.
	W	L	W	L		
Duke	13	2	19	7	1,075	922
North Carolina	11	2	23	3	1,210	934
Washington & Lee	7	3	13	5	666	557
Wake Forest	10	5	13	9	990	821
Maryland	7	5	14	9	897	821
Clemson	9	7	9	12	853	844
Richmond	5	4	10	6	549	477
The Citadel	6	5	8	9	593	627
William & Mary	6	5	12	11	950	885
Furman	4	6	11	11	833	864
North Carolina State	5	10	8	11	657	794
Davidson	4	11	8	13	790	934
South Carolina	3	10	5	13	586	708
VMI	2	9	3	12	461	590
Virginia Tech	1	9	3	16	599	784

1940-41	CONF		ALL		Pts.	Opp.
	W	L	W	L		
North Carolina	14	1	19	9	1,336	1,050
William & Mary	8	3	15	10	1,112	1,043
South Carolina	8	3	15	9	975	905
Washington & Lee	9	4	11	11	794	694
Duke	8	4	14	8	932	800
VMI	8	4	10	6	625	595
Richmond	7	5	11	10	730	737
Wake Forest	7	6	9	9	805	802
Clemson	7	8	8	14	1,035	1,130
Davidson	5	7	11	12	1,041	1,033
North Carolina State	6	9	6	9	584	691
Virginia Tech	4	8	8	13	906	899
The Citadel	1	8	6	12	788	872
Furman	1	10	4	13	609	733
Maryland	0	13	1	21	664	1,040

1941-42	CONF		ALL		Pts.	Opp.
	W	L	W	L		
Duke	15	1	22	2	1,263	966
George Washington	8	3	11	9	923	709
Wake Forest	13	5	16	8	1,076	1,010
North Carolina State	9	4	15	7	1,059	917
South Carolina	8	4	12	9	896	863
William & Mary	8	4	15	9	1,000	908
North Carolina	9	5	14	9	941	789
Washington & Lee	7	7	7	10	N/A	N/A
Furman	7	8	10	9	721	778
VMI	5	9	7	11	711	727
Richmond	4	8	9	9	667	681
Virginia Tech	4	8	10	10	862	815
Maryland	3	8	7	15	802	956
Davidson	3	8	12	13	914	1,017
Clemson	2	10	3	14	598	829
The Citadel	1	12	2	14	567	719

1942-43	CONF		ALL		Pts.	Opp.
	W	L	W	L		
Duke	12	1	20	6	1,404	1,201
George Washington	8	2	17	6	1,123	1,005
South Carolina	6	3	12	6	747	697
Davidson	7	4	18	6	1,198	1,005
The Citadel	5	3	8	6	648	561
William & Mary	6	4	11	10	887	915
VMI	7	5	8	8	623	633
North Carolina State	7	5	7	9	707	702
Maryland	5	5	8	8	717	671
Richmond	4	4	11	5	632	624
North Carolina	8	9	12	10	894	831
Virginia Tech	3	6	7	7	612	615
Washington & Lee	2	10	7	12	767	817
Wake Forest	1	10	1	10	427	525
Clemson	0	10	3	13	624	793

1943-44	CONF		ALL		Pts.	Opp.
	W	L	W	L		
North Carolina	9	1	17	10	1,173	1,020
Virginia Tech	4	1	11	4	623	506
Duke	4	2	13	13	1,214	1,120
Maryland	2	1	4	14	562	918
Richmond	2	2	7	6	625	603
Davidson	3	4	16	7	1,088	867
Clemson	1	2	1	10	376	547
South Carolina	1	2	12	2	890	599
North Carolina State	2	5	5	13	637	812
William & Mary	1	3	10	11	947	959
The Citadel	0	1	2	3	177	165
VMI	0	5	0	14	380	620

YEAR-BY-YEAR STANDINGS

PREPARING STUDENT-ATHLETES FOR LIFE'S CHALLENGES SINCE 1921



	CONF		ALL		Pts.	Opp.
	W	L	W	L		
South Carolina	9	0	19	3	1,271	751
Richmond	2	0	3	4	327	307
Duke	6	1	14	8	1,055	929
North Carolina	11	3	22	6	1,483	994
The Citadel	8	4	16	7	1,138	933
North Carolina State	7	5	10	11	841	841
William & Mary	3	4	8	12	935	844
Clemson	3	5	8	8	625	665
Maryland	2	5	2	14	570	808
Virginia Tech	1	3	6	8	565	601
Davidson	2	7	9	9	671	861
VMI	1	4	2	10	355	531
Wake Forest	0	6	3	14	626	951
Furman	0	8	2	15	607	795

	CONF		ALL		Pts.	Opp.
	W	L	W	L		
North Carolina	13	1	30	5	1,944	1,349
Duke	12	2	21	6	1,284	1,036
Virginia Tech	7	3	12	8	N/A	N/A
Wake Forest	8	5	12	6	747	718
Maryland	5	4	9	12	794	908
William & Mary	5	5	10	10	935	834
Furman	4	4	16	3	911	757
George Washington	4	5	5	9	N/A	N/A
North Carolina State	5	7	6	12	703	881
Clemson	5	7	9	11	922	878
South Carolina	4	7	9	11	931	891
Davidson	5	9	13	12	1,069	1,075
Richmond	3	7	8	12	728	768
The Citadel	1	6	7	11	744	862
VMI	1	6	1	10	285	519
Washington & Lee	0	4	2	11	N/A	N/A

	CONF		ALL		Pts.	Opp.
	W	L	W	L		
North Carolina State	11	2	26	5	1,866	1,435
North Carolina	10	2	19	8	1,433	1,250
Duke	10	4	19	8	1,461	1,301
George Washington	9	4	21	7	1,600	1,318
Maryland	9	5	14	10	1,201	1,276
Richmond	8	5	17	9	1,344	1,252
South Carolina	7	5	17	8	1,364	1,199
Washington & Lee	7	6	16	7	1,504	1,177
William & Mary	6	6	14	12	1,299	1,229
Davidson	7	7	17	8	1,500	1,199
Wake Forest	8	9	11	13	1,174	1,219
Furman	5	7	9	10	961	950
Virginia Tech	4	9	13	13	1,318	1,285
Clemson	2	12	7	13	1,014	1,205
VMI	1	11	4	15	934	1,091
The Citadel	1	11	5	11	734	902

	CONF		ALL		Pts.	Opp.
	W	L	W	L		
North Carolina State	12	0	29	3	2,409	1,511
George Washington	13	3	19	7	1,504	1,268
North Carolina	11	4	20	7	1,454	1,219
Maryland	9	6	11	14	1,339	1,400
Davidson	10	7	19	9	1,604	1,375
Virginia Tech	7	5	14	9	1,205	1,128
Duke	8	6	17	12	1,573	1,463
Wake Forest	8	7	18	11	1,678	1,527
William & Mary	8	7	13	10	1,233	1,142
South Carolina	8	7	12	11	1,334	1,268
Washington & Lee	5	9	7	16	1,234	1,414
The Citadel	4	8	8	9	826	878
Richmond	4	9	8	14	1,182	1,217
Furman	3	10	11	15	1,409	1,610
Clemson	3	14	6	17	1,257	1,397
VMI	1	12	3	17	941	1,128

	CONF		ALL		Pts.	Opp.
	W	L	W	L		
North Carolina State	14	1	25	8	2,051	1,580
William & Mary	10	3	24	10	2,193	1,711
North Carolina	13	5	20	8	1,605	1,484
George Washington	9	4	18	8	1,530	1,352
Davidson	11	6	18	8	1,459	1,265
South Carolina	7	6	10	12	1,250	1,287
Wake Forest	7	7	11	13	1,287	1,359
Maryland	7	7	9	18	1,468	1,606
Virginia Tech	6	8	10	13	1,205	1,307
Duke	5	7	13	9	1,177	1,088
Clemson	6	9	10	11	1,213	1,140
Washington & Lee	5	9	10	12	1,309	1,468
Richmond	5	10	8	15	N/A	N/A
VMI	3	8	3	16	937	1,213
Furman	4	11	8	14	1,249	1,384
The Citadel	0	11	1	17	733	1,035

	CONF		ALL		Pts.	Opp.
	W	L	W	L		
North Carolina State	12	2	27	6	2,156	1,705
William & Mary	12	4	23	9	1,944	1,763
George Washington	12	4	17	8	1,607	1,508
South Carolina	12	5	13	9	1,219	1,192
North Carolina	13	6	17	12	1,652	1,596
Virginia Tech	9	5	16	9	1,618	1,505
Wake Forest	11	8	14	16	1,717	1,698
Duke	9	7	15	15	1,764	1,740
Clemson	8	8	10	10	1,241	1,189
Davidson	6	12	10	16	1,565	1,616
Furman	4	8	9	12	1,112	1,168
Washington & Lee	4	9	8	12	1,313	1,415
Maryland	5	13	7	18	1,454	1,521
Richmond	4	13	8	16	1,411	1,546
The Citadel	2	10	4	16	924	1,224
VMI	2	11	4	17	1,198	1,477

	CONF		ALL		Pts.	Opp.
	W	L	W	L		
North Carolina State	13	1	30	7	2,842	2,377
West Virginia	9	3	18	9	1,985	1,747
Clemson	9	4	11	7	1,221	1,124
Duke	13	6	20	13	2,356	2,301
William & Mary	13	6	20	11	2,063	1,846
Virginia Tech	9	5	19	10	2,149	1,995
South Carolina	12	7	13	12	1,633	1,522
Maryland	11	8	16	11	1,413	1,431
North Carolina	9	8	12	15	1,767	1,790
Wake Forest	8	9	16	14	1,975	1,949
George Washington	8	9	12	12	1,661	1,711
Richmond	5	10	7	14	1,145	1,257
Washington & Lee	5	13	8	17	1,307	1,464
Davidson	5	15	7	19	1,976	1,833
The Citadel	2	7	7	10	1,027	1,103
VMI	3	11	3	18	1,212	1,473
Furman	1	13	3	20	1,251	1,664

	CONF		ALL		Pts.	Opp.
	W	L	W	L		
West Virginia	15	1	23	4	2,172	1,717
North Carolina State	12	2	24	10	2,331	2,075
Duke	13	3	24	6	2,320	1,989
Clemson	11	4	17	7	1,707	1,596
George Washington	12	6	15	9	1,747	1,688
Furman	9	5	18	6	1,800	1,649
Maryland	9	5	13	9	1,245	1,116
William & Mary	10	6	15	13	2,013	1,991
South Carolina	8	7	14	10	1,667	1,624
Wake Forest	7	9	10	19	1,883	2,070
North Carolina	8	11	12	15	1,741	1,794
Virginia Tech	3	10	4	16	1,378	1,535
Richmond	3	11	7	15	1,434	1,593
Washington & Lee	3	11	6	21	N/A	N/A
Davidson	4	15	7	18	1,593	1,765
VMI	2	13	3	21	1,417	1,795
The Citadel	1	11	8	20	1,715	1,990



West Virginia finished atop the SoCon standings eight times in nine seasons from 1955-63 with stars such as Jerry West, "Hot" Rod Hundley (above) and Rod Thorn.

	CONF		ALL		Pts.	Opp.
	W	L	W	L		
North Carolina State	13	3	26	6	2,663	2,132
Wake Forest	12	3	22	7	2,236	2,004
Maryland	12	3	15	8	1,406	1,256
West Virginia	11	3	19	7	2,162	1,926
Furman	10	3	21	6	2,433	1,973
Duke	12	4	18	8	2,180	2,039
Richmond	13	5	20	7	2,143	1,917
North Carolina	15	6	17	10	2,012	1,877
George Washington	12	6	15	7	1,892	1,602
Clemson	6	8	8	10	1,227	1,269
South Carolina	7	12	11	13	1,664	1,811
William & Mary	6	13	10	13	1,817	1,735
Virginia Tech	4	13	4	19	1,547	1,883
Davidson	3	14	4	16	1,344	1,630
VMI	1	14	5	19	1,543	1,852
Washington & Lee	1	17	2	20	N/A	N/A
The Citadel	0	11	4	14	1,192	1,441

	CONF		ALL		Pts.	Opp.
	W	L	W	L		
George Washington	10	0	23	3	2,093	1,693
Furman	6	1	20	9	2,658	2,299
Richmond	10	3	23	8	2,451	2,126
West Virginia	6	4	12	11	1,899	1,747
William & Mary	6	5	9	13	1,479	1,603
VMI	6	7	11	12	1,683	1,667
Davidson	3	5	7	15	1,475	1,634
Washington & Lee	3	9	6	17	1,464	1,699
Virginia Tech	3	13	3	24	1,685	2,214
The Citadel	1	7	1	18	1,162	1,570

	CONF		ALL		Pts.	Opp.
	W	L	W	L		
West Virginia	9	1	19	11	2,406	2,378
George Washington	8	2	24	6	2,349	1,974
Richmond	10	4	19	9	2,371	2,064
Washington & Lee	8	5	16	13	2,446	2,235
Furman	6	4	17	10	2,572	2,236
William & Mary	7	5	11	14	2,035	2,136
Davidson	4	6	8	13	1,405	1,676
VMI	4	9	8	15	1,623	1,821
Virginia Tech	4	14	7	20	1,932	2,163
The Citadel	0	10	0	17	1,043	1,486

	CONF		ALL		Pts.	Opp.
	W	L	W	L		
George Washington	10	2	19	7	2,090	1,868
West Virginia	10	2	21	9	2,369	2,230
Virginia Tech	10	7	14	11	1,906	1,729
Richmond	8	6	16	13	2,317	2,122
William & Mary	9	7	12	14	1,955	2,094
Furman	7	7	12	16	2,492	2,401
Davidson	5	7	10	15	1,869	1,948
Washington & Lee	5	8	12	16	2,096	2,126
VMI	3	11	4	19	1,580	1,882
The Citadel	0	10	2	19	1,324	1,950



YEAR-BY-YEAR STANDINGS

SOUTHERN CONFERENCE

1956-57	CONF		ALL		Pts.	Opp.
	W	L	W	L		
West Virginia	12	0	25	5	2,524	2,144
Washington & Lee	10	3	20	7	1,993	1,802
Virginia Tech	12	5	14	8	1,548	1,421
Furman	7	5	10	17	2,200	2,323
Richmond	9	7	15	11	1,924	1,839
William & Mary	7	11	9	18	1,968	2,071
The Citadel	5	9	11	14	1,807	1,852
Davidson	4	8	7	20	1,828	1,983
George Washington	3	9	3	21	1,580	1,839
VMI	1	13	4	22	1,700	2,036

1957-58	CONF		ALL		Pts.	Opp.
	W	L	W	L		
West Virginia	12	0	26	2	2,433	1,917
Virginia Tech	10	5	11	8	1,419	1,271
George Washington	8	4	12	11	1,633	1,593
The Citadel	9	6	16	11	1,777	1,713
William & Mary	9	9	15	14	2,110	2,104
Richmond	8	8	14	12	1,780	1,777
Davidson	4	8	9	15	1,466	1,555
Furman	4	8	10	16	1,970	2,187
Washington & Lee	4	9	9	16	1,726	1,877
VMI	1	12	4	17	1,357	1,698

1958-59	CONF		ALL		Pts.	Opp.
	W	L	W	L		
West Virginia	11	0	29	5	2,884	2,462
Virginia Tech	10	2	16	5	1,758	1,419
The Citadel	7	4	15	5	1,354	1,265
William & Mary	7	7	13	11	1,730	1,652
Richmond	6	8	11	11	1,531	1,658
Furman	5	7	14	12	1,965	1,965
George Washington	4	7	14	11	1,938	1,721
Davidson	2	8	9	15	1,567	1,556
VMI	2	11	5	13	1,137	1,350

1959-60	CONF		ALL		Pts.	Opp.
	W	L	W	L		
Virginia Tech	12	1	20	6	2,127	1,847
West Virginia	9	2	26	5	2,775	2,351
William & Mary	10	5	15	11	1,938	1,914
The Citadel	8	4	15	8	1,724	1,533
George Washington	7	5	15	11	1,999	1,921
Furman	6	7	9	16	1,915	2,034
VMI	3	11	4	16	1,615	2,034
Richmond	2	12	7	18	1,674	1,938
Davidson	0	10	5	19	1,551	1,821

1960-61	CONF		ALL		Pts.	Opp.
	W	L	W	L		
West Virginia	11	1	23	4	2,325	2,100
Virginia Tech	12	3	15	7	1,854	1,629
The Citadel	10	3	17	8	2,017	1,946
William & Mary	9	6	14	10	1,801	1,719
Furman	6	7	15	11	1,910	1,879
Richmond	5	11	9	14	1,763	1,846
George Washington	3	9	9	17	2,073	2,202
VMI	3	11	5	17	1,694	1,784
Davidson	2	10	9	14	1,549	1,606

1961-62	CONF		ALL		Pts.	Opp.
	W	L	W	L		
West Virginia	12	1	24	6	2,562	2,221
Virginia Tech	9	3	19	6	2,047	1,831
Furman	8	5	15	12	2,025	1,999
George Washington	6	7	9	15	1,752	1,949
Davidson	5	6	14	11	1,726	1,744
VMI	6	8	9	11	1,469	1,559
The Citadel	4	8	8	15	1,669	1,734
Richmond	5	11	6	21	1,812	2,015
William & Mary	5	11	7	17	1,633	1,737

1962-63	CONF		ALL		Pts.	Opp.
	W	L	W	L		
West Virginia	11	2	23	8	2,554	2,311
Davidson	8	3	20	7	2,061	1,777
William & Mary	10	5	15	9	1,676	1,551
Furman	9	6	14	14	1,937	2,018
George Washington	6	6	8	15	1,618	1,699
Virginia Tech	6	6	12	12	1,758	1,743
VMI	6	10	6	15	1,544	1,644
Richmond	3	13	7	18	1,624	1,851
The Citadel	2	10	3	20	1,518	1,802

1963-64	CONF		ALL		Pts.	Opp.
	W	L	W	L		
Davidson	9	2	22	4	2,322	1,832
West Virginia	11	3	18	10	2,178	2,108
Virginia Tech	7	3	16	7	1,813	1,708
VMI	7	7	12	12	1,783	1,851
Furman	7	8	11	15	1,652	1,677
George Washington	5	7	11	15	2,002	2,067
William & Mary	5	9	9	13	1,505	1,475
The Citadel	4	8	11	10	1,528	1,527
Richmond	4	12	6	16	1,498	1,721

1964-65	CONF		ALL		Pts.	Opp.
	W	L	W	L		
Davidson	12	0	24	2	2,300	1,843
Virginia Tech	8	3	13	10	1,878	1,775
The Citadel	8	5	13	11	1,872	1,814
West Virginia	8	6	14	15	2,315	2,322
George Washington	6	7	10	13	1,728	1,800
William & Mary	6	8	12	13	1,667	1,678
Richmond	6	10	10	16	1,880	2,012
VMI	5	9	8	13	1,560	1,612
Furman	1	13	6	19	1,877	2,066
East Carolina	0	0	12	10	1,660	1,646

1965-66	CONF		ALL		Pts.	Opp.
	W	L	W	L		
Davidson	11	1	21	7	2,403	2,013
West Virginia	8	2	19	9	2,423	2,334
William & Mary	8	3	13	12	1,770	1,792
Richmond	9	7	12	13	2,119	2,170
East Carolina	5	7	11	15	2,023	2,035
Furman	4	8	9	17	1,862	2,220
VMI	5	11	5	18	1,782	1,880
The Citadel	4	9	7	16	1,669	1,795
George Washington	3	9	3	18	1,584	1,952

1966-67	CONF		ALL		Pts.	Opp.
	W	L	W	L		
West Virginia	9	1	19	9	2,442	2,248
Davidson	8	4	15	12	2,033	1,971
William & Mary	8	5	14	11	1,819	1,802
Richmond	9	7	11	12	1,844	1,910
The Citadel	6	7	8	17	1,974	2,116
George Washington	5	7	6	18	1,685	1,876
Furman	4	6	9	15	1,710	1,884
East Carolina	4	8	7	17	1,630	4,837
VMI	4	12	5	16	1,506	1,593

1967-68	CONF		ALL		Pts.	Opp.
	W	L	W	L		
Davidson	9	1	24	5	2,334	1,997
West Virginia	9	2	19	9	2,260	2,118
The Citadel	6	5	11	14	1,779	1,856
VMI	8	7	9	12	1,575	1,637
Furman	6	6	13	14	1,892	2,001
Richmond	7	8	12	13	2,052	2,140
East Carolina	6	7	9	16	1,928	1,987
William & Mary	4	10	6	18	1,846	1,996
George Washington	2	12	5	19	1,586	1,944

1968-69	CONF		ALL		Pts.	Opp.
	W	L	W	L		
Davidson	9	0	27	3	2,613	2,209
East Carolina	9	2	17	11	2,323	2,259
George Washington	7	5	14	11	2,115	2,034
Richmond	6	8	13	14	2,317	2,336
Furman	5	6	9	17	1,921	2,105
The Citadel	5	8	13	12	1,927	2,036
William & Mary	3	8	6	20	1,760	2,075
VMI	3	11	5	18	1,725	1,874

1969-70	CONF		ALL		Pts.	Opp.
	W	L	W	L		
Davidson	10	0	22	5	2,265	1,947
East Carolina	9	2	16	10	2,124	1,973
George Washington	6	4	12	15	2,011	2,117
Furman	5	6	13	13	1,923	1,951
William & Mary	5	7	11	16	2,136	2,219
The Citadel	4	8	8	16	1,666	1,818
Richmond	4	9	9	18	1,976	2,111
VMI	3	10	6	19	1,605	1,905

1970-71	CONF		ALL		Pts.	Opp.
	W	L	W	L		
Davidson	9	1	15	11	1,860	1,723
William & Mary	7	3	11	16	1,952	2,121
East Carolina	7	4	13	11	1,902	1,865
The Citadel	6	5	13	12	1,840	1,792
Furman	5	5	15	12	2,182	2,159
Richmond	3	9	7	21	2,023	2,270
VMI	1	11	1	25	1,625	2,123

1971-72	CONF		ALL		Pts.	Opp.
	W	L	W	L		
Davidson	8	2	19	9	2,326	2,139
Furman	8	3	17	11	2,592	2,449
William & Mary	6	4	10	17	1,950	2,034
East Carolina	7	5	15	14	2,187	2,280
The Citadel	5	6	12	13	1,945	1,895
Richmond	3	9	3	19	1,674	2,040
VMI	2	10	6	19	1,663	2,071
Appalachian State	0	0	8	18	2,065	2,217

1972-73	CONF		ALL		Pts.	Opp.
	W	L	W	L		
Davidson	9	1	18	9	2,295	2,160
Furman	11	2	20	9	2,500	2,215
East Carolina	7	7	12	12	1,845	1,922
The Citadel	6	7	11	15	1,764	1,864
William & Mary	5	6	10	17	2,043	2,215
Richmond	5	9	8	16	1,752	1,825
Appalachian State	3	8	6	20	1,949	2,334
VMI	3	9	7	19	1,706	1,966

1973-74	CONF		ALL		Pts.	Opp.
	W	L	W	L		
Furman	11	1	22	9	2,425	2,247
Richmond	10	4	16	12	2,096	2,145
Davidson	7	3	18	9	2,152	2,065
East Carolina	8	6	13	12	1,827	1,807
William & Mary	5	6	9	18	1,862	2,072
The Citadel	4	9	10	14	1,644	1,655
VMI	3	9	6	18	1,594	1,683
Appalachian State	1	11	6	19	1,752	2,002

1974-75	CONF		ALL		Pts.	Opp.
	W	L	W	L		
Furman	12	0	22	7	2,402	2,166
East Carolina	11	3	19	9	2,348	2,189
William & Mary	6	5	16	12	1,908	1,859
Richmond	7	7	10	16	2,126	2,284
VMI	6	6	13			

YEAR-BY-YEAR STANDINGS

PREPARING STUDENT-ATHLETES FOR LIFE'S CHALLENGES SINCE 1921



	CONF		ALL		Pts.	Opp.
	W	L	W	L		
Furman	8	2	18	10	2,347	2,236
VMI	8	2	26	4	2,421	2,152
Appalachian State	8	4	17	12	1,940	1,968
William & Mary	7	4	16	14	2,176	2,012
East Carolina	3	9	10	18	1,905	2,028
Davidson	2	8	5	22	1,597	1,842
The Citadel	2	9	8	19	1,882	2,105
Chattanooga	0	0	27	5	2,840	2,449
Western Carolina	0	0	8	16	1,732	1,887
Marshall	0	0	8	19	2,187	2,376

	CONF		ALL		Pts.	Opp.
	W	L	W	L		
Appalachian State	9	3	15	13	2,223	2,080
VMI	7	3	21	7	2,247	2,067
Marshall	8	5	14	15	2,279	2,245
Furman	7	5	19	11	2,501	2,292
Chattanooga	7	5	16	11	2,219	2,191
Western Carolina	4	8	7	19	1,765	1,924
Davidson	3	7	9	18	2,171	2,105
The Citadel	2	11	8	19	1,982	2,097

	CONF		ALL		Pts.	Opp.
	W	L	W	L		
Appalachian State	11	3	23	6	2,087	1,843
Furman	9	3	20	9	2,398	2,112
The Citadel	10	4	20	7	2,118	1,889
Western Carolina	5	7	14	14	1,928	4,936
Marshall	5	8	11	16	2,011	2,068
Davidson	3	7	8	19	2,075	2,261
Chattanooga	3	8	14	13	1,988	1,986
VMI	2	8	12	15	2,041	2,151
East Tennessee State	0	0	16	11	2,031	1,933

	CONF		ALL		Pts.	Opp.
	W	L	W	L		
Furman	14	1	23	7	2,427	2,220
Marshall	10	6	17	12	2,131	2,069
Western Carolina	9	7	17	10	2,089	1,887
East Tennessee State	8	7	15	13	2,006	1,905
Chattanooga	7	9	13	14	1,859	1,858
Appalachian State	6	10	12	16	1,723	1,760
The Citadel	6	10	14	13	1,833	1,876
VMI	6	10	11	16	1,973	2,043
Davidson	4	11	8	18	1,861	1,984

	CONF		ALL		Pts.	Opp.
	W	L	W	L		
Appalachian State	11	5	20	9	1,922	1,831
Davidson	11	5	13	14	2,107	2,161
Chattanooga	11	5	21	9	2,341	2,111
East Tennessee State	9	7	13	14	1,969	1,908
Western Carolina	9	7	18	10	2,252	2,071
Furman	8	8	11	16	1,961	2,064
Marshall	8	8	18	10	2,281	2,163
VMI	3	13	4	23	1,742	2,083
The Citadel	2	14	9	17	1,679	1,767

	CONF		ALL		Pts.	Opp.
	W	L	W	L		
Chattanooga	15	1	27	4	2,258	1,871
Western Carolina	11	5	19	8	2,059	1,827
Davidson	9	7	14	15	1,785	1,851
East Tennessee State	8	8	13	15	2,256	2,194
Marshall	8	8	16	11	2,161	2,079
The Citadel	7	9	14	14	1,901	1,933
Furman	7	9	11	16	1,973	2,013
Appalachian State	6	10	11	15	1,630	1,673
VMI	1	15	1	25	1,611	2,180

	CONF		ALL		Pts.	Opp.
	W	L	W	L		
Chattanooga	15	1	26	4	2,159	1,864
Marshall	13	3	20	8	2,212	1,969
East Tennessee State	12	4	22	9	2,298	2,159
Western Carolina	9	7	17	12	2,155	2,016
Davidson	8	8	13	15	1,783	1,849
The Citadel	7	9	12	16	1,816	1,825
Furman	4	12	9	20	1,752	1,907
Appalachian State	3	13	6	21	1,607	1,809
VMI	1	15	2	25	1,586	1,994

	CONF		ALL		Pts.	Opp.
	W	L	W	L		
Marshall	13	3	25	6	2,601	2,252
Chattanooga	12	4	24	7	2,393	2,043
Western Carolina	9	7	15	13	2,174	2,125
Appalachian State	8	8	13	16	1,892	1,966
The Citadel	8	8	14	14	2,095	2,070
Furman	7	9	12	17	1,979	2,072
East Tennessee State	6	10	9	19	1,761	1,954
Davidson	5	11	9	19	1,731	1,811
VMI	4	12	8	19	1,640	1,862

	CONF		ALL		Pts.	Opp.
	W	L	W	L		
Chattanooga	14	2	24	8	2,286	2,124
Marshall	12	4	21	13	2,559	2,361
The Citadel	11	5	18	11	2,247	2,177
Western Carolina	8	8	14	14	2,031	1,960
Appalachian State	7	9	14	14	2,017	1,936
VMI	7	9	16	14	1,863	1,816
Davidson	6	10	10	20	2,017	2,078
Furman	4	12	7	21	1,767	1,900
East Tennessee State	3	13	9	18	1,798	1,979

	CONF		ALL		Pts.	Opp.
	W	L	W	L		
Chattanooga	12	4	21	10	2,232	2,097
Davidson	10	6	20	11	2,170	1,974
Marshall	10	6	19	11	2,285	2,217
Appalachian State	9	7	17	12	1,863	1,900
East Tennessee State	8	8	13	16	2,159	2,191
Western Carolina	8	8	14	14	2,022	2,020
The Citadel	5	11	10	18	2,054	2,165
Furman	5	11	10	17	1,783	1,862
VMI	5	11	11	17	2,004	2,081

	CONF		ALL		Pts.	Opp.
	W	L	W	L		
Marshall	15	1	25	6	2,494	2,258
Chattanooga	14	2	21	8	2,166	2,017
Davidson	12	4	20	10	2,276	2,059
Furman	10	6	17	12	2,119	2,061
The Citadel	6	10	13	15	2,163	2,115
VMI	5	11	11	17	1,991	2,122
Western Carolina	4	12	10	19	1,979	2,133
Appalachian State	3	13	7	21	1,819	2,050
East Tennessee State	3	13	7	21	1,948	2,243

	CONF		ALL		Pts.	Opp.
	W	L	W	L		
Marshall	14	2	24	8	2,683	2,427
Furman	11	5	18	10	2,101	1,980
Davidson	9	7	15	13	2,068	2,055
East Tennessee State	9	7	14	15	2,188	2,285
Appalachian State	8	8	16	13	2,210	2,192
Chattanooga	8	8	20	13	2,490	2,390
VMI	6	10	13	17	2,080	2,188
The Citadel	5	11	8	20	2,000	2,247
Western Carolina	2	14	8	19	1,976	2,101

	CONF		ALL		Pts.	Opp.
	W	L	W	L		
Chattanooga	10	4	18	12	2,311	2,303
Furman	9	5	17	12	2,172	2,216
Appalachian State	8	6	20	8	2,130	1,945
East Tennessee State	7	7	20	11	2,652	2,550
The Citadel	7	7	16	12	2,159	2,045
Marshall	6	8	15	15	2,530	2,542
VMI	5	9	11	17	2,138	2,132
Western Carolina	4	10	12	16	1,998	2,023

	CONF		ALL		Pts.	Opp.
	W	L	W	L		
East Tennessee State	12	2	27	7	3,032	2,673
Marshall	9	5	15	13	2,132	2,061
Appalachian State	8	6	19	11	2,452	2,294
VMI	7	7	13	15	2,239	2,224
Chattanooga	7	7	14	14	2,124	2,109
The Citadel	5	9	12	16	2,076	2,179
Furman	5	9	15	16	2,380	2,419
Western Carolina	3	11	10	18	2,086	2,196

	CONF		ALL		Pts.	Opp.
	W	L	W	L		
Furman	11	3	20	9	2,354	2,177
East Tennessee St.	11	3	28	5	3,103	2,534
Chattanooga	11	3	19	10	2,344	2,183
Appalachian State	7	7	16	14	2,183	2,488
Marshall	7	7	14	14	2,301	2,336
VMI	5	9	10	18	1,997	2,167
Western Carolina	3	11	11	17	2,266	2,430
The Citadel	1	13	6	22	2,040	2,379

	CONF		ALL		Pts.	Opp.
	W	L	W	L		
East Tennessee State	12	2	24	7	2,670	2,408
Chattanooga	12	2	23	7	2,426	2,157
Furman	9	5	17	11	2,188	2,040
Appalachian State	9	5	15	14	2,230	2,178
Western Carolina	5	9	11	17	2,242	2,361
Marshall	3	11	7	22	2,093	2,329
VMI	3	11	10	18	1,927	2,060
The Citadel	3	11	10	18	1,955	2,194

	CONF		ALL		Pts.	Opp.
	W	L	W	L		
Chattanooga	16	2	26	7	2,820	2,385
East Tennessee State	12	6	19	10	2,413	2,254
Georgia Southern	12	6	19	9	2,216	2,110
Marshall	11	7	16	11	2,112	2,062
Davidson	10	8	14	14	2,078	2,040
The Citadel	8	10	10	17	1,737	1,928
Appalachian State	8	10	13	15	2,276	2,295
Furman	8	10	11	17	2,093	2,142
VMI	3	15	5	22	1,780	2,058
Western Carolina	2	16	6	21	1,868	2,034

	CONF		ALL		Pts.	Opp.
	W	L	W	L		
Chattanooga	14	4	23	7	2,451	2,309
Davidson	13	5	22	8	2,294	2,113
East Tennessee State	13	5	16	14	2,512	2,430
Appalachian State	12	6	16	11	2,070	2,055
Georgia Southern	9	9	14	14	2,111	2,101
Western Carolina	8	10	12	16	2,048	2,105
Marshall	7	11	9	18	1,990	2,219
The Citadel	6	12	11	16	1,871	1,873
Furman	6	12	10	18	1,939	2,104
VMI	2	16	5	23	1,807	2,059



College of Charleston coach John Kresse led the Cougars to a perfect 16-0 record and the SoCon Tournament title in their first season in the league (1998-99).

1994-95

North Division	CONF		ALL		Pts.	Opp.
	W	L	W	L		
Marshall	10	4	18	9	2,279	2,095
East Tennessee State	9	5	14	14	2,217	2,205
Davidson	7	7	14	13	2,004	1,935
VMI	6	8	10	17	2,154	2,370
Appalachian State	4	10	9	20	1,251	2,285

South Division

South Division	CONF		ALL		Pts.	Opp.
	W	L	W	L		
Chattanooga	11	3	19	11	2,294	2,170
Western Carolina	8	6	14	14	2,103	2,160
The Citadel	6	8	11	16	1,837	1,938
Furman	6	8	10	17	1,820	1,862
Georgia Southern	3	11	8	20	1,892	2,095

1995-96

North Division	CONF		ALL		Pts.	Opp.
	W	L	W	L		
Davidson	14	0	25	5	2,618	2,047
VMI	10	4	18	10	2,359	2,228
Marshall	8	6	17	11	2,560	2,351
#East Tennessee State	3	11	7	20	1,992	2,210
Appalachian State	3	11	8	21	2,027	2,310

#won tiebreaker to earn fourth place

South Division

South Division	CONF		ALL		Pts.	Opp.
	W	L	W	L		
Western Carolina	10	4	17	13	2,415	2,397
Chattanooga	9	5	15	12	1,977	1,827
Furman	6	8	10	17	1,982	2,128
The Citadel	5	9	10	16	1,795	1,958
Georgia Southern	2	12	3	23	1,470	1,825

1996-97

North Division	CONF		ALL		Pts.	Opp.
	W	L	W	L		
Marshall	10	4	20	9	2,314	2,172
Davidson	10	4	18	10	2,105	1,911
Appalachian State	8	6	14	14	1,990	1,953
VMI	7	7	12	16	2,170	2,187
East Tennessee State	2	12	7	20	1,616	1,961

South Division

South Division	CONF		ALL		Pts.	Opp.
	W	L	W	L		
Chattanooga	11	3	24	11	2,674	2,281
Western Carolina	7	7	14	13	1,990	2,011
The Citadel	6	8	13	14	1,932	1,857
Georgia Southern	5	9	10	18	1,722	2,015
Furman	4	10	10	17	1,796	1,850

1997-98

North Division	CONF		ALL		Pts.	Opp.
	W	L	W	L		
Davidson	13	2	20	10	2,138	1,987
Appalachian State	13	2	21	8	2,089	1,913
VMI	8	7	14	13	2,032	2,027
Western Carolina	6	9	12	15	1,965	1,979
East Tennessee State	6	9	11	16	1,772	1,808
UNC Greensboro	6	9	9	19	1,783	1,986

South Division

South Division	CONF		ALL		Pts.	Opp.
	W	L	W	L		
Chattanooga	7	7	13	15	1,761	1,809
Wofford	6	8	9	18	1,746	1,892
The Citadel	6	8	15	13	1,816	1,741
Furman	5	9	9	20	1,787	1,954
Georgia Southern	4	10	10	18	1,824	1,909

1998-99

North Division	CONF		ALL		Pts.	Opp.
	W	L	W	L		
Appalachian State	13	3	21	8	2,168	1,916
Davidson	11	5	16	11	2,058	1,844
East Tennessee State	9	7	17	11	2,027	1,937
VMI	9	7	12	15	1,897	2,020
UNC Greensboro	5	11	7	20	1,756	1,998
Western Carolina	2	14	8	21	1,854	2,292

South Division

South Division	CONF		ALL		Pts.	Opp.
	W	L	W	L		
College of Charleston	16	0	28	3	2,258	1,834
Chattanooga	9	7	16	12	1,898	1,820
Wofford	8	8	11	16	1,875	1,912
Georgia Southern	6	10	11	17	1,793	1,862
Furman	5	11	12	16	1,878	1,942
The Citadel	3	13	9	18	1,576	1,678

1999-2000

North Division	CONF		ALL		Pts.	Opp.
	W	L	W	L		
Appalachian State	13	3	23	9	2,530	2,228
Davidson	10	6	15	13	2,068	1,973
UNC Greensboro	9	7	15	13	2,007	2,024
East Tennessee State	8	8	14	15	2,003	2,057
Western Carolina	7	9	14	14	2,150	2,248
VMI	1	15	6	23	2,053	2,247

South Division

South Division	CONF		ALL		Pts.	Opp.
	W	L	W	L		
College of Charleston	13	3	24	6	2,035	1,759
Georgia Southern	10	6	16	12	2,158	2,209
Wofford	8	8	14	16	2,078	2,184
Chattanooga	6	10	10	19	2,018	2,102
The Citadel	5	10	9	20	1,891	2,109
Furman	5	10	14	18	2,252	2,190

2000-01

North Division	CONF		ALL		Pts.	Opp.
	W	L	W	L		
East Tennessee State	13	3	18	10	2,034	1,825
UNC Greensboro	10	6	19	12	2,282	2,230
Appalachian State	7	9	11	20	2,005	2,186
Davidson	7	9	15	17	2,208	2,238
VMI	5	11	9	19	1,905	2,039
Western Carolina	3	13	6	25	2,030	2,341

South Division

South Division	CONF		ALL		Pts.	Opp.
	W	L	W	L		
College of Charleston	12	4	22	7	1,942	1,739
Chattanooga	9	7	17	13	2,195	2,094
The Citadel	9	7	16	12	1,927	1,854
Georgia Southern	9	7	15	15	2,296	2,261
Wofford	7	9	12	16	1,990	1,928
Furman	5	11	10	16	1,730	1,725

2001-02

North Division	CONF		ALL		Pts.	Opp.
	W	L	W	L		
Davidson	11	5	21	9	2,192	2,046
UNC Greensboro	11	5	20	10	2,238	2,122
East Tennessee State	11	5	18	10	2,281	2,039
Western Carolina	6	10	12	16	2,180	2,177
Appalachian State	5	11	10	18	2,140	2,211
VMI	5	11	10	18	2,141	2,300

South Division

South Division	CONF		ALL		Pts.	Opp.
	W	L	W	L		
College of Charleston	9	7	21	9	2,082	1,824
Georgia Southern	9	7	16	12	2,230	2,088
Chattanooga	9	7	16	14	2,195	2,115
The Citadel	8	8	17	12	2,115	1,980
Furman	7	9	17	14	2,143	2,046
Wofford	5	11	11	18	1,939	2,002

2002-03

North Division	CONF		ALL		Pts.	Opp.
	W	L	W	L		
Davidson	11	5	17	10	2,180	1,920
East Tennessee State	11	5	20	11	2,543	2,332
Appalachian State	11	5	19	10	2,434	2,309
Western Carolina	6	10	9	19	2,044	2,108
VMI	3	13	10	20	1,952	2,147
UNC Greensboro	3	13	7	22	2,042	2,193

South Division

South Division	CONF		ALL		Pts.	Opp.
	W	L	W	L		
College of Charleston	13	3	25	8	2,461	2,233
Chattanooga	11	5	21	9	2,435	2,221
Wofford	8	8	14	15	2,209	2,142
Furman	8	8	14	17	2,047	2,053
Georgia Southern	8	8	16	13	2,226	2,207
The Citadel	3	13	8	20	1,858	1,933

2003-04

North Division	CONF		ALL		Pts.	Opp.
	W	L	W	L		
East Tennessee State	15	1	27	6	2,618	2,291
Chattanooga	10	6	19	11	2,463	2,260
Elon	7	9	12	18	2,067	2,200
UNC Greensboro	7	9	11	17	2,043	2,103
Western Carolina	6	10	13	15	2,092	1,966
Appalachian State	4	12	9	21	2,091	2,170

South Division

South Division	CONF		ALL		Pts.	Opp.
	W	L	W	L		
Georgia Southern	11	5	21	8	2,337	2,066
Davidson	11	5	17	12	2,119	2,054
College of Charleston	11	5	20	9	2,134	1,966
Furman	8	8	17	12	2,123	1,940
Wofford	4	12	9	20	2,118	2,266
The Citadel	2	14	6	22	1,640	2,003



Chattanooga head coach John Shulman led the Mocs to the 2005 Southern Conference Championship. The Mocs tied for the North Division crown in 2009 and went on to win the league tournament.

YEAR-BY-YEAR STANDINGS

PREPARING STUDENT-ATHLETES FOR LIFE'S CHALLENGES SINCE 1921



2004-2005

North Division	CONF		ALL		Pts.	Opp.
	W	L	W	L		
Chattanooga	10	6	20	11	2,253	2,034
UNC Greensboro	9	7	18	12	2,710	2,186
Appalachian State	9	7	18	12	2,192	2,070
Elon	5	11	8	23	1,868	2,090
East Tennessee State	4	12	10	19	2,228	2,283
Western Carolina	3	13	8	22	2,094	2,259

South Division

South Division	CONF		ALL		Pts.	Opp.
	W	L	W	L		
Davidson	16	0	23	9	2,316	2,102
College of Charleston	10	6	18	10	2,018	1,897
Georgia Southern	10	6	18	13	2,506	2,331
Furman	9	7	16	13	2,120	1,903
Wofford	7	9	14	14	2,040	1,961
The Citadel	4	12	12	16	1,868	1,953

2005-2006

North Division	CONF		ALL		Pts.	Opp.
	W	L	W	L		
Elon	10	4	15	14	1,946	1,977
Chattanooga	8	6	19	13	2,320	2,245
Western Carolina	7	7	13	17	2,048	2,013
Appalachian State	6	8	14	16	2,100	2,113
UNC Greensboro	4	10	12	19	2,132	2,239

South Division

South Division	CONF		ALL		Pts.	Opp.
	W	L	W	L		
Georgia Southern	11	4	20	10	2,325	2,180
Davidson	10	5	20	11	2,403	2,137
College of Charleston	9	6	17	11	2,052	1,861
Furman	8	7	15	13	2,021	1,921
Wofford	6	9	11	18	1,947	1,909
The Citadel	1	14	10	21	2,088	2,249

2006-2007

North Division	CONF		ALL		Pts.	Opp.
	W	L	W	L		
Appalachian State	15	3	25	8	2,508	2,239
UNC Greensboro	12	6	16	14	2,083	2,055
Western Carolina	7	11	11	20	2,180	2,281
Chattanooga	6	12	15	18	2,261	2,256
Elon	5	13	7	23	1,874	2,112

South Division

South Division	CONF		ALL		Pts.	Opp.
	W	L	W	L		
Davidson	17	1	29	5	2,765	2,336
College of Charleston	13	5	22	11	2,290	2,166
Furman	8	10	15	16	2,102	2,127
Georgia Southern	7	11	15	16	2,144	2,116
Wofford	5	13	10	20	2,129	2,256
The Citadel	4	14	7	23	1,758	2,041

2007-08

North Division	CONF		ALL		Pts.	Opp.
	W	L	W	L		
Chattanooga	13	7	18	13	2,344	2,260
Appalachian State	13	7	18	13	2,214	2,147
UNC Greensboro	12	8	19	12	2,194	2,061
Elon	9	11	14	19	2,074	2,156
Western Carolina	6	14	10	21	1,979	2,140

South Division

South Division	CONF		ALL		Pts.	Opp.
	W	L	W	L		
Davidson	20	0	29	7	2,803	2,274
Georgia Southern	13	7	20	12	2,400	2,286
College of Charleston	9	11	16	17	2,391	2,388
Wofford	8	12	16	16	2,147	2,136
Furman	6	14	7	23	1,837	2,142
The Citadel	1	19	6	24	1,903	2,228



Wofford head coach Mike Young guided the Terriers to back-to-back SoCon Tournament titles in 2010 and 2011 while compiling a 29-7 SoCon record in those seasons.

2008-09

North Division	CONF		ALL		Pts.	Opp.
	W	L	W	L		
Western Carolina	11	9	16	15	2,293	2,251
Chattanooga	11	9	18	17	2,657	2,687
Samford	9	11	16	16	1,972	1,990
Appalachian State	9	11	13	18	2,356	2,381
Elon	7	13	11	20	2,041	2,197
UNC Greensboro	4	16	5	25	1,888	2,216

South Division

South Division	CONF		ALL		Pts.	Opp.
	W	L	W	L		
Davidson	18	2	27	8	2,724	2,306
College of Charleston	15	5	27	9	2,781	2,616
The Citadel	15	5	20	13	2,203	2,134
Wofford	12	8	16	14	2,065	2,070
Georgia Southern	5	15	8	22	2,114	2,363
Furman	4	16	6	24	1,830	2,130

2009-10

North Division	CONF		ALL		Pts.	Opp.
	W	L	W	L		
Appalachian State	13	5	24	13	2,766	2,567
Western Carolina	11	7	22	12	2,525	2,352
Chattanooga	6	12	15	18	2,305	2,379
UNC Greensboro	6	12	8	23	1,966	2,226
Samford	6	12	11	20	1,789	1,881
Elon	5	13	9	23	2,141	2,335

South Division

South Division	CONF		ALL		Pts.	Opp.
	W	L	W	L		
Wofford	15	3	26	9	2,408	2,134
College of Charleston	14	4	22	12	2,549	2,493
Davidson	11	7	16	15	2,202	2,149
The Citadel	9	9	16	16	1,950	1,914
Furman	7	11	13	17	2,052	2,059
Georgia Southern	6	12	9	12	2,260	2,529

2010-11

North Division	CONF		ALL		Pts.	Opp.
	W	L	W	L		
Western Carolina	12	6	18	15	2,303	2,275
Chattanooga	12	6	16	16	2,274	2,380
Appalachian State	10	8	16	15	2,265	2,269
Elon	7	11	14	17	2,301	2,301
UNCG	6	12	7	24	2,204	2,501
Samford	4	14	12	19	1,880	2,072

South Division

South Division	CONF		ALL		Pts.	Opp.
	W	L	W	L		
College of Charleston	14	4	26	11	2,821	2,554
Wofford	14	4	21	13	2,502	2,313
Furman	12	6	22	11	2,271	2,124
Davidson	10	8	18	15	2,392	2,266
The Citadel	6	12	10	22	2,049	2,237
Georgia Southern	1	17	5	27	2,090	2,423

Year	School	W-L	Pct.	Tournament Champion
1920-21				Kentucky
1921-22	Virginia	5-0	1.000	North Carolina
1922-23	North Carolina	5-0	1.000	Mississippi State
1923-24	Tulane	10-0	1.000	North Carolina
1924-25	North Carolina	8-0	1.000	North Carolina
1925-26	Kentucky	8-0	1.000	North Carolina
1926-27	South Carolina	9-1	.900	Vanderbilt
1927-28	Washington & Lee	7-1	.875	Mississippi
1928-29	Washington & Lee	7-1	.875	North Carolina State
1929-30	Alabama	10-0	1.000	Alabama
1930-31	Georgia	15-1	.938	Maryland
1931-32	Kentucky and Maryland	9-1	.900	Georgia
1932-33	South Carolina	3-0	1.000	South Carolina
1933-34	South Carolina	6-0	1.000	Washington & Lee
1934-35	North Carolina	12-1	.923	South Carolina
1935-36	Washington & Lee	10-0	1.000	South Carolina
1936-37	Washington & Lee	11-1	.917	Washington & Lee
1937-38	North Carolina	13-3	.813	Duke
1938-39	Wake Forest	15-3	.833	Clemson
1939-40	Duke	13-2	.867	North Carolina
1940-41	North Carolina	14-1	.933	Duke
1941-42	Duke	15-1	.938	Duke
1942-43	Duke	12-1	.923	George Washington
1943-44	North Carolina	9-1	.900	Duke
1944-45	South Carolina	9-0	1.000	North Carolina
1945-46	North Carolina	13-1	.929	Duke
1946-47	North Carolina State	11-2	.846	North Carolina State
1947-48	North Carolina State	12-0	1.000	North Carolina State
1948-49	North Carolina State	14-1	.933	North Carolina State
1949-50	North Carolina State	12-2	.857	North Carolina State
1950-51	North Carolina State	13-1	.929	North Carolina State
1951-52	West Virginia	15-1	.938	North Carolina State
1952-53	North Carolina State	13-3	.813	Wake Forest
1953-54	George Washington	10-0	1.000	George Washington
1954-55	West Virginia	9-1	.900	West Virginia
1955-56	George Washington and West Virginia	10-2	.833	West Virginia
1956-57	West Virginia	12-0	1.000	West Virginia
1957-58	West Virginia	12-0	1.000	West Virginia
1958-59	West Virginia	11-0	1.000	West Virginia
1959-60	Virginia Tech	12-1	.923	West Virginia
1960-61	West Virginia	11-1	.917	George Washington
1961-62	West Virginia	12-1	.923	West Virginia
1962-63	West Virginia	11-2	.846	West Virginia
1963-64	Davidson	9-2	.818	VMI
1964-65	Davidson	12-0	1.000	West Virginia
1965-66	Davidson	11-1	.917	Davidson
1966-67	West Virginia	9-1	.900	West Virginia
1967-68	Davidson	9-1	.900	Davidson
1968-69	Davidson	9-0	1.000	Davidson
1969-70	Davidson	10-0	1.000	Davidson
1970-71	Davidson	9-1	.900	Furman
1971-72	Davidson	8-2	.800	East Carolina
1972-73	Davidson	9-1	.900	Furman
1973-74	Furman	11-1	.917	Furman
1974-75	Furman	12-0	1.000	Furman
1975-76	VMI	9-3	.750	VMI
1976-77	Furman and VMI	8-2	.800	VMI
1977-78	Appalachian State	9-3	.750	Furman
1978-79	Appalachian State	11-3	.786	Appalachian State
1979-80	Furman	14-1	.933	Furman
1980-81	Appalachian State	11-5	.688	Chattanooga
	Davidson	11-5	.688	
	and Chattanooga	11-5	.688	
1981-82	Chattanooga	15-1	.938	Chattanooga
1982-83	Chattanooga	15-1	.938	Chattanooga
1983-84	Marshall	13-3	.813	Marshall
1984-85	Chattanooga	14-2	.875	Marshall
1985-86	Chattanooga	12-4	.750	Davidson
1986-87	Marshall	15-1	.938	Marshall
1987-88	Marshall	14-2	.875	Chattanooga
1988-89	Chattanooga	10-4	.714	East Tennessee State
1989-90	East Tennessee State	12-2	.857	East Tennessee State
1990-91	East Tennessee State	11-3	.786	East Tennessee State
	Furman	11-3	.786	
	and Chattanooga	11-3	.786	

Year	School	W-L	Pct.	Tournament Champion
1991-92	East Tennessee State and Chattanooga	12-2	.857	East Tennessee State
1992-93	Chattanooga	12-2	.857	
1992-93	Chattanooga	16-0	.889	Chattanooga
1993-94	Chattanooga	14-4	.778	Chattanooga
1994-95	North — Marshall	10-4	.714	Chattanooga
	South — Chattanooga	11-3	.786	
1995-96	North — Davidson	14-0	1.000	Western Carolina
	South — Western Carolina	10-4	.714	
1996-97	North — Marshall	10-4	.714	Chattanooga
	North — Davidson	10-4	.714	
	South — Chattanooga	10-4	.786	
1997-98	North — Davidson	13-2	.867	Davidson
	North — Appalachian State	13-2	.867	
	South — Chattanooga	7-7	.500	
1998-99	North — Appalachian State	13-3	.813	College of Charleston
	South — Coll. of Charleston	16-0	1.000	
1999-00	North — Appalachian State	13-3	.813	Appalachian State
	South — Coll. of Charleston	13-3	.813	
2000-01	North — East Tenn. State	13-3	.813	UNC Greensboro
	South — Coll. of Charleston	12-4	.750	
2001-02	North — Davidson	11-5	.688	Davidson
	North — UNC Greensboro	11-5	.688	
	North — East Tenn. State	11-5	.688	
	South — Coll. of Charleston	9-7	.562	
	South — Georgia Southern	9-7	.562	
	South — Chattanooga	9-7	.562	
2002-03	North — Davidson	11-5	.688	East Tennessee State
	North — East Tenn. State	11-5	.688	
	North — Appalachian State	11-5	.688	
	South — Coll. of Charleston	13-3	.812	
2003-04	North — East Tenn. State	15-1	.938	East Tennessee State
	South — Georgia Southern	11-5	.688	
	South — Davidson	11-5	.688	
	South — Coll. of Charleston	11-5	.688	
2004-05	North — Chattanooga	10-6	.625	Chattanooga
	South — Davidson	16-0	1.000	
2005-06	North — Elon	10-4	.714	Davidson
	South — Georgia Southern	11-3	.744	
2006-07	North — Appalachian State	15-3	.833	Davidson
	South — Davidson	17-1	.944	
2007-08	North — Appalachian State	13-7	.650	Davidson
	North — Chattanooga	13-7	.650	
	South — Davidson	20-0	1.000	
2008-09	North — Western Carolina	11-9	.550	Chattanooga
	North — Chattanooga	11-9	.550	
	South — Davidson	18-2	.900	
2009-10	North — Appalachian State	13-5	.722	Wofford
	South — Wofford	15-3	.833	
2010-11	North — Western Carolina	12-6	.667	Wofford
	North — Chattanooga	12-6	.667	
	South — Coll. of Charleston	14-4	.778	
	South — Wofford	14-4	.778	



Head coach "Lefty" Driesell led Davidson to five regular season and three tournament championships in his nine seasons as the Wildcats' coach from 1961-69.

SOCON TOURNAMENT RESULTS

PREPARING STUDENT-ATHLETES FOR LIFE'S CHALLENGES SINCE 1921



1921

Southern Intercollegiate Basketball Tournament Atlanta, Ga.

First Round, Feb. 25-26, 1921

Mercer 50, South Carolina 22
Kentucky 50, Tulane 28
Mississippi A&M 41, Furman 7
Millsaps 46, Tennessee 29
Georgia 47, Newberry 23
Alabama Polytechnic Institute 45, Clemson 25
Georgia Tech 53, Birmingham Southern 11

Quarterfinals, Feb. 28, 1921

Kentucky 49, Mercer 25
Mississippi A&M 28, Millsaps 11
Georgia 32, Alabama Polytechnic Institute 24
Georgia Tech 31, Alabama 22

Semifinals, March 1, 1921

Kentucky 20, Mississippi A&M 13
Georgia 26, Georgia Tech 21

Championship, March 2, 1921

Kentucky 20, Georgia 19

1922

Southern Intercollegiate Basketball Tournament Atlanta, Ga.

First Round, Feb. 24, 1922

Vanderbilt 37, The Citadel 22
Newberry 32, Auburn 21
Tulane 31, Clemson 20
North Carolina 35, Howard 22
Kentucky 42, Georgetown (Ky.) 21
Chattanooga 57, Furman 30
Georgia 43, Oglethorpe 12
Mercer 32, Centre 27

Second Round, Feb. 25, 1922

North Carolina 32, Newberry 27
Georgia Tech 34, Mississippi State 30
South Carolina 34, Wofford 18
Tennessee 19, Mississippi College 18
Chattanooga 25, Tulane 21
Mercer 35, Kentucky 22
Georgia 27, Vanderbilt 26

Quarterfinals, Feb. 27, 1922

Alabama 29, Tennessee 25
Georgia Tech 34, South Carolina 23
Mercer 25, Chattanooga 18
North Carolina 33, Georgia 25

Semifinals, March 1, 1922

North Carolina 20, Alabama 11
Mercer 29, Georgia Tech 14

Consolation, March 2, 1922

Georgia Tech 33, Alabama 25

Championship, March 2, 1922

North Carolina 40, Mercer 25
NORTH CAROLINA - C. Carmichael 16, McDonald 10, P. Carmichael 6, Perry 6, Purser 2.
MERCER - Harmon 18, Pope 6, Gamble 2.
Halftime - North Carolina 21, Mercer 10.

1923

Southern Intercollegiate Basketball Tournament Atlanta, Ga.

First Round, Feb. 27, 1923

Furman 40, Millsaps 21
Centre 27, Clemson 23
Vanderbilt 36, Louisiana State 10
North Carolina 28, Mississippi College 21
Chattanooga 43, Georgetown (Ky.) 27
Alabama 44, Wofford 25
Georgia 23, Tennessee 19
Mercer 45, Auburn 24

Second Round, Feb. 28, 1923

Mississippi State 47, Furman 21
Alabama 49, South Carolina 24
Mississippi 34, North Carolina 32
Virginia Tech 26, Vanderbilt 23
Georgia Tech 34, Centre 26
Mercer 34, Newberry 22

Quarterfinals, March 1, 1923

Mercer 28, Alabama 23
Chattanooga 38, Virginia Tech 23
Mississippi State 33, Mississippi 25
Georgia Tech 27, Georgia 22

Semifinals, March 2, 1923

Chattanooga 24, Mercer 19
Mississippi State 25, Georgia Tech 17

Consolation, March 3, 1923

Mercer 30, Georgia Tech 21

Championship, March 3, 1923

Mississippi State 31, Chattanooga 21
MISSISSIPPI STATE - Norris 12, Perkins 9, Sikes 8, Bryant 2.
CHATTANOOGA - Barnes 8, Hill 6, Redd 5, Dyer 2.
Halftime - Mississippi State 14, Chattanooga 7.

1924

Atlanta, Ga.

Preliminary Round, Feb. 28, 1924

Clemson 17, Florida 15

First Round, Feb. 29, 1924

Tulane 60, South Carolina 23
Maryland 34, VMI 19
Alabama 44, Mississippi 42
Vanderbilt 42, Clemson 13
Mississippi State 35, Tennessee 18
Auburn 35, Georgia Tech 29
Georgia 36, Washington & Lee 24
North Carolina 41, Kentucky 20

Quarterfinals, March 1, 1924

North Carolina 37, Vanderbilt 20
Mississippi State 38, Tulane 30
Georgia 29, Maryland 25
Alabama 40, Auburn 19

Semifinals, March 3, 1924

Alabama 37, Georgia 20
North Carolina 33, Mississippi St. 23

Championship, March 4, 1924

North Carolina 26, Alabama 18
NORTH CAROLINA - Cobb 15, Carmichael 6, Devin 4, McDonald 1.
ALABAMA - Carter 6, Stabler 5, McClintock 2, McGauley 2, Probst 2, Hudson 1.
Halftime - North Carolina 13, Alabama 10.

1925

Atlanta, Ga.

Preliminary Round, Feb. 28, 1925

Virginia 31, South Carolina 25
North Carolina 42, Virginia Tech 13

First Round, March 2, 1925

Mississippi 27, VMI 20
Virginia 29, Auburn 27
Kentucky 31, Mississippi State 25
North Carolina State 30, Maryland 18
Tulane 37, Washington & Lee 20
Georgia Tech 31, University of the South 14
North Carolina 35, Louisiana State 21

Quarterfinals, March 3, 1925

Mississippi 32, Virginia 24
North Carolina 34, Georgia Tech 26
Tulane 41, North Carolina State 24
Georgia 32, Kentucky 31

Semifinals, March 4, 1925

North Carolina 40, Georgia 19
Tulane 44, Mississippi 23

Championship, March 5, 1925

North Carolina 36, Tulane 28
NORTH CAROLINA - McDonald 13, Cobb 10, Purser 9, Dodderer 4.
TULANE - E. Hennican 10, Morgan 6, Lind 6, Davidson 2, J. Hennican 2, Wilson 2.
Halftime - North Carolina 14, Tulane 12.



Cartwright Carmichael led North Carolina to tournament championships in 1922 and 1924 while becoming the Tar Heels' first-ever All-American.

1926

Atlanta, Ga.

First Round, Feb. 26, 1926

North Carolina State 32, Auburn 26
Kentucky 32, VMI 25
Mississippi State 22, Maryland 19
Virginia 29, Tulane 25
North Carolina 52, Clemson 21
Mississippi 50, University of the South 16
Georgia 48, Tennessee 25
Georgia Tech 30, Alabama 27

Quarterfinals, Feb. 27, 1926

Mississippi State 32, North Carolina State 29
North Carolina 25, Virginia 23
Mississippi 36, Georgia Tech 24
Kentucky 39, Georgia 34

Semifinals, March 1, 1926

Mississippi State 31, Kentucky 26
North Carolina 38, Mississippi 23

Championship, March 2, 1926

North Carolina 37, Mississippi State 23
NORTH CAROLINA - Cobb 19, Newcombe 10, Hackney 5, Dodderer 2, Devin 1.
MISSISSIPPI STATE - Ricks 8, Stone 6, Jones 4, Bryant 3, Berry 1, Hartness 1.
Halftime - North Carolina 15, Mississippi State 15.

1927

Atlanta Ga.

First Round, Feb. 25, 1927

Vanderbilt 44, Washington & Lee 32
South Carolina 32, North Carolina State 26
North Carolina 32, Tennessee 17
Auburn 38, Virginia Tech 33
Georgia 36, VMI 14
Georgia Tech 40, Mississippi State 24

Quarterfinals, Feb. 26, 1927

Vanderbilt 32, Mississippi 20
North Carolina 28, Auburn 15
Georgia 27, Maryland 22
South Carolina 32, Georgia Tech 18

Semifinals, Feb. 27, 1927

Vanderbilt 31, South Carolina 25
Georgia 23, North Carolina 20

Championship, March 1, 1927

Vanderbilt 46, Georgia 44
VANDERBILT – Stuart 19, Baker 14, McCall 5, Bridges 4, Moss 4.
GEORGIA – Keen 18, Florence 16, Drew 4, Forbes 4, Turner 2.
Halftime – Georgia 20, Vanderbilt 18.

1928 Atlanta, Ga.

First Round, Feb. 24-25, 1928

Mississippi 40, North Carolina 35
Kentucky 56, South Carolina 40
Virginia 42, Alabama 28
Mississippi State 44, Washington & Lee 24
Auburn 27, Clemson 26
Louisiana State 44, North Carolina 38
Georgia 47, VMI 36
Georgia Tech 50, Florida 24

Quarterfinals, Feb. 26, 1928

Mississippi 55, Louisiana State 28
Mississippi State 44, Virginia 28
Auburn 30, Georgia Tech 29
Kentucky 33, Georgia 18

Semifinals, Feb. 27, 1928

Auburn 42, Mississippi State 34
Mississippi 41, Kentucky 29

Championship, Feb. 28, 1928

Mississippi 31, Auburn 30
MISSISSIPPI – Lee 8, C. Phillips 8, Selby 6, A. Phillips 5, Laird 4.
AUBURN – Akin 15, DuBose 7, Ellis 5, F. James 2, E. James 1.
Halftime – Auburn 15, Mississippi 8.

1929 Atlanta, Ga.

First Round, March 1-2, 1929

Mississippi 37, Maryland 35
Kentucky 29, Tulane 15
Washington & Lee 32, Louisiana State 22
North Carolina State 48, Tennessee 32
Duke 38, Alabama 32
Georgia 42, Auburn 24
North Carolina 43, Mississippi State 18
Clemson 30, Georgia Tech 26

Quarterfinals, March 3, 1929

North Carolina State 31, Clemson 28
Mississippi 50, Washington & Lee 28
Georgia 26, Kentucky 24
Duke 34, North Carolina 17

Semifinals, March 4, 1929

North Carolina State 34, Mississippi 32
Duke 43, Georgia 37

Championship, March 5, 1929

North Carolina State 44, Duke 35
NORTH CAROLINA STATE – Goodwin 14, Haar 11, Johnson 9, Young 8, Warren 2.
DUKE – Croson 12, Councilor 6, Candler 5, Farley 4, Rogers 4, Werber 4.
Halftime – North Carolina State 25, Duke 18.

1930 Atlanta, Ga.

First Round, Feb. 28, 1930

University of the South 25, North Carolina State 19
Washington & Lee 33, Mississippi 29
Alabama 31, Clemson 22
Tennessee 28, VMI 20
Duke 43, Louisiana State 34
Kentucky 26, Maryland 21
Georgia 26, North Carolina 17
Georgia Tech 53, Tulane 31

Quarterfinals, March 1, 1930

Alabama 29, Georgia 26
Kentucky 44, University of the South 22
Tennessee 38, Washington & Lee 29
Duke 44, Georgia Tech 35

Semifinals, March 3, 1930

Duke 37, Kentucky 32
Alabama 32, Tennessee 22

Championship, March 4, 1930

Alabama 31, Duke 24
ALABAMA – Smith 9, Laney 7, Wambsganas 7, O'Neill 6, Hood 2.
DUKE – Werber 10, Croson 6, Rogers 4, Farley 3, Councilor 2.
Halftime – Alabama 15, Duke 11.

1931

Atlanta, Ga.

First Round, Feb. 27, 1931

North Carolina 23, Vanderbilt 21
Auburn 33, Virginia 26
Duke 31, Clemson 27
Tennessee 26, Alabama 20
Maryland 37, Louisiana State 33
Georgia 32, Washington & Lee 31
Kentucky 33, North Carolina State 28
Florida 53, Georgia Tech 48

Quarterfinals, Feb. 28, 1931

Maryland 19, North Carolina 17
Florida 33, Tennessee 29
Kentucky 35, Duke 30
Georgia 31, Auburn 27

Semifinals, March 2, 1931

Maryland 26, Georgia 25
Kentucky 56, Florida 35

Championship, March 3, 1931

Maryland 29, Kentucky 27
MARYLAND – Berger 12, Ronkin 7, Norris 5, Mays 3, Chalmers 2.
KENTUCKY – Bronston 14, McGinnis 7, Yater 5, Worthington 1.
Halftime – Maryland 18, Kentucky 7.

1932 Atlanta, Ga.

First Round, Feb. 26, 1932

Virginia 20, Alabama 16
North Carolina 35, Tennessee 25
Duke 44, Vanderbilt 32
Kentucky 50, Tulane 30
Florida 39, Maryland 24
Auburn 34, North Carolina State 33
Georgia 48, Mississippi State 26
Louisiana State 36, Georgia Tech 33

Quarterfinals, Feb. 27, 1932

Duke 33, Florida 22
North Carolina 43, Kentucky 42
Auburn 30, Louisiana State 22
Georgia 40, Virginia 19

Semifinals, Feb. 28, 1932

North Carolina 52, Auburn 31
Georgia 43, Duke 32

Championship, Feb. 29, 1932

Georgia 26, North Carolina 24
GEORGIA – Young 10, Moran 8, Smith 7, Chandler 1.
NORTH CAROLINA – Hines 11, Alexander 6, Weathers 4, McCachren 2, Edwards 1.
Halftime – Georgia 18, North Carolina 16

1933 Raleigh, N.C.

First Round, Feb. 24, 1933

North Carolina 32, Virginia 27
Washington & Lee 35, North Carolina State 34
Duke 38, Virginia 24
South Carolina 65, Maryland 28

Semifinals, Feb. 25, 1933

South Carolina 34, North Carolina 32
Duke 41, Washington & Lee 32

Championship, Feb. 27, 1933

South Carolina 33, Duke 21
SOUTH CAROLINA – Henderson 13, F. Tompkins 13, B. Tompkins 4, Roland 3.
DUKE – Holbrook 9, J. Thompson 9, H. Thompson 3.
Halftime – Duke 15, South Carolina 13.

1934 Raleigh, N.C.

First Round, March 1, 1934

Washington & Lee 45, Maryland 37
North Carolina 27, Virginia 18
Duke 35, VMI 14
North Carolina State 43, South Carolina 24

Semifinals, March 2, 1934

Washington & Lee 32, North Carolina State 28
Duke 21, North Carolina 18

Championship, March 3, 1934

Washington & Lee 30, Duke 29
WASHINGTON & LEE – Pette 8, Sawyers 7, Smith 6, Jones 5, Fields 4.
DUKE – J. Thompson 10, Mack 7, H. Thompson 6, Bell 2, Ferguson 2, Weaver 2.
Halftime – Duke 23, Washington & Lee 17.

1935 Raleigh, N.C.

First Round, Feb. 28, 1935

North Carolina State 42, VMI 30
Duke 39, Virginia 32
North Carolina 46, South Carolina 25
Washington & Lee 29, Clemson 25

Semifinal, March 1, 1935

North Carolina 30, North Carolina State 28
Washington & Lee 31, Duke 27

Championship, March 2, 1935

North Carolina 35, Washington & Lee 27
NORTH CAROLINA – Aitken 11, Harris 7, Nelson 6, Webster 6, Kaveny 2, McCachren 2, Glace 1.
WASHINGTON & LEE – Pette 8, Smith 8, Fields 5, Ellis 2, Iler 2, Richardson 2.
Halftime – North Carolina 16, Washington & Lee 11.

1936 Raleigh, N.C.

First Round, March 5, 1936

North Carolina 39, Virginia 21
Washington & Lee 36, Virginia Tech 20
Maryland 47, Duke 35
North Carolina State 32, Clemson 31

Semifinals, March 6, 1936

Washington & Lee 38, Maryland 32
North Carolina 31, North Carolina State 28

Championship, March 7, 1936

North Carolina 50, Washington & Lee 45
NORTH CAROLINA – Bershak 15, Mullis 6, Ruth 6, McCachren 5, Nelson 5.
WASHINGTON & LEE – Spessard 21, Pette 9, Heath 7, Carson 4, Iler 4.
Halftime – Washington & Lee 31, North Carolina 19.

1937 Raleigh, N.C.

First Round, March 4, 1937

Washington & Lee 42, South Carolina 22
Wake Forest 33, Richmond 24
North Carolina State 42, Maryland 35
North Carolina 34, Duke 30

Semifinals, March 5, 1937

Washington & Lee 27, North Carolina State 23
North Carolina 37, Wake Forest 35

SOCON TOURNAMENT RESULTS

PREPARING STUDENT-ATHLETES FOR LIFE'S CHALLENGES SINCE 1921



Championship, March 6, 1937

Washington & Lee 44, North Carolina 33
WASHINGTON & LEE – Spessard 25, Borries 8, Iler 7, Carson 2, Frazier 2.
NORTH CAROLINA – Mullis 13, Potts 9, Bershak 5, Ruth 4, McCahren 2.
Halftime – Washington & Lee 23, North Carolina 16.

1938 Raleigh, N.C.

First Round, March 3, 1938

Clemson 35, Richmond 32
Washington & Lee 48, North Carolina 33
Maryland 45, The Citadel 43
Duke 44, North Carolina State 33

Semifinals, March 4, 1938

Clemson 38, Washington & Lee 33
Duke 35, Maryland 32

Championship, March 5, 1938

Duke 40, Clemson 30
DUKE – Swindell 14, Edwards 12, Bergman 8, Hoffman 2, Minor 2, O'Mara 2.
CLEMSON – McFadden 13, Cheves 7, Kitchens 6, Flathman 3, Bryce 1.
Halftime – Duke 20, Clemson 11.

1939 Raleigh, N.C.

First Round, March 1, 1939
Richmond 31, VMI 20,
North Carolina State 40, Duke 39
Clemson 44, North Carolina 43

Quarterfinals, March 2, 1939

Davidson 43, Washington & Lee 32
Maryland 47, Richmond 32
North Carolina State 40, The Citadel 38
Clemson 30, Wake Forest 28

Semifinals, March 3, 1939

Maryland 53, North Carolina State 29
Clemson 49, Davidson 33

Championship, March 4, 1939

Clemson 39, Maryland 27
CLEMSON – Lancaster 14, McFadden 9, Buchanan 8, Bryce 5, Flathman 2, Moorman 1.
MARYLAND – Johnson 9, DeWitt 7, Mondorff 4, Knepley 3, Bengoechea 2, Rea 2.
Halftime – Tied 17-17.

1940 Raleigh, N.C.

First Round, Feb. 29, 1940

Wake Forest 40, Richmond 34
Duke 40, The Citadel 35
North Carolina 50, Clemson 41
Maryland 43, Washington & Lee 30

Semifinals, March 1, 1940

North Carolina 43, Wake Forest 35
Duke 44, Maryland 32

Championship, March 2, 1940

North Carolina 43, Duke 23
NORTH CAROLINA – Severin 1 0-0 2, Dilworth 0 1-2 1, Rose 1 2-2 4, Smith 0 0-0 0, Glamack 7 4-5 8, Pessar 2 0-0 4, Mathes 2 1-1 5, Roberson 0 0-0 0, Howard 2 0-0 4, Gersten 0 1-1 1. Totals: 15 9-11 39.
DUKE – Parson 1 0-0 2, Price 2 2-3 6, Mock 2 1-1 5, Shokes 0 0-0 0, Holley 2 1-1 5, Allen 1 3-3 5, Valasek 0 0-0 0, Connelly 0 0-2 0, McCahan 0 0-0 0. Totals: 8 7-10 23.
Halftime – North Carolina 30, Duke 14.

1941 Raleigh, N.C.

First Round, Feb. 27, 1941

Duke 38, North Carolina 37
South Carolina 41, Richmond 32
William & Mary 52, Wake Forest 34
VMI 39, Washington & Lee 32

Semifinals, Feb. 28, 1941

South Carolina 37, VMI 36
Duke 57, William & Mary 42

Championship, March 1, 1941

Duke 53, South Carolina 30
DUKE – Rothbaum 2 2-2 6, Price 0 0-1 0, Mock 2 0-0 4, Spuhler 4 1-3 9, Holley 8 0-1 16, Valasek 4 0-1 8, McCahan 2 1-2 5, Shokes 2 1-1 5, Connelly 0 0-1 0. Totals: 24 5-12 53.
SOUTH CAROLINA – Lofdahl 1 0-0 2, Hymson 2 0-1 4, Westmoreland 6 4-7 16, Lytle 2 2-5 6, Roskie 1 0-3 2, Anderson 0 0-0 0, Durham 0 0-3 0. Totals: 12 6-19 30.
Halftime – Duke 15, South Carolina 14.

1942 Raleigh, N.C.

First Round, March 5, 1942

Duke 59, Washington & Lee 41
North Carolina State 56, South Carolina 43
Wake Forest 32, North Carolina 26
William & Mary 44, George Washington 43

Semifinals, March 6, 1942

Duke 54, Wake Forest 45
North Carolina State 53, William & Mary 52

Championship, March 7, 1942

Duke 45, North Carolina State 34
DUKE – Spuhler 2 0-3 4, Rothbaum 2 2-5 6, Seward 0 2-3 2, Allen 3 4-5 10, Gantt 1 0-0 2, McCahan 3 0-0 6, G. Loftis 3 1-2 7, Stark 1 0-0 2, C. Loftis 3 0-1 6. Totals: 18 9-19 45.
NORTH CAROLINA STATE – Mock 3 4-5 10, Ball 1 1-1 3, Stevens 2 0-0 4, Strayhorn 0 1-1 1, McKinney 5 1-1 11, Tabscott 2 1-4 5, Almond 0 0-0 0, Carvalho 0 0-2 0. Totals: 13 8-14 34.
Halftime – Duke 20, North Carolina State 19.

1943 Raleigh, N.C.

First Round, March 4, 1943
Davidson 33, North Carolina State 30
George Washington 49, William & Mary 23
Duke 57, VMI 41
The Citadel 37, South Carolina 23

Semifinals, March 5, 1943

George Washington 47, Davidson 40
Duke 56, The Citadel 37

Championship, March 6, 1943

George Washington 56, Duke 40
GEORGE WASHINGTON – Konizewski 4 1-1 9, Jackson 1 0-0 2, Groetzing 3 0-2 6, Myers 0 1-1 1, Gustafson 4 4-6 12, McNary 0 0-0 0, Rausch 7 2-4 16, Wagman 1 0-0 2, Gallagher 3 2-2 8, Reichwein 0 0-0 0. Totals: 23 10-16 56.
DUKE – Seward 5 0-0 10, Carver 4 1-5 9, Coleman 1 0-0 2, Gantt 2 0-2 4, C.Loftis 6 1-1 13, G. Loftis 1 0-0 2. Totals: 19 2-8 40.
Halftime – Geo Washington 30, Duke 20.

1944 Raleigh, N.C.

First Round, Feb. 24, 1944

Virginia Tech 38, Davidson 34
North Carolina State 42, Maryland 23
North Carolina 62, Richmond 41
Duke 68, William & Mary 25

Semifinals, Feb. 25, 1944

North Carolina 39, Virginia Tech 24
Duke 40, North Carolina State 32

Championship, Feb. 26, 1944

Duke 44, North Carolina 27
DUKE – Carver 5 1-2 11, Turner 0 0-0 0, Gilbert 0 0-1 0, Hartley 4 0-0 8, Wright 4 7-7 15, Hyde 0 0-0 0, Harner 2 3-4 7, Metzler 0 0-0 0, Balitzaris 0 0-0 0, Bailey 1 1-1 3. Totals: 16 12-15 44.
NORTH CAROLINA – Mock 3 1-1 7, Poole 0 0-0 0, Box 5 2-3 12, Donnan 0 0-0 0, Dewell 1 2-4 4, Altmore 0 0-1 0, Fitch 0 1-3 1, Creticos 1 0-0 2, Anderson 0 0-0 0, Hayworth 0 1-1 1. Totals: 10 7-13 27.
Halftime – Duke 27, North Carolina 17.

1945

Raleigh, N.C.

First Round, Feb. 22, 1945

South Carolina 55, Clemson 24
North Carolina 55, North Carolina State 28
William & Mary 54, The Citadel 41
Duke 76, Maryland 49

Semifinals, Feb. 23, 1945

North Carolina 39, South Carolina 26
Duke 59, William & Mary 22

Championship, Feb. 24, 1945

North Carolina 49, Duke 38
NORTH CAROLINA – Jordan 7 5-5 19, Allen 0 0-0 0, Dillon 3 2-4 8, Paxton 2 1-3 5, Anderson 0 1-1 1, Thompson 0 0-0 0, Alvarez 6 3-7 15, Markin 0 1-1 1. Totals: 18 13-21 49.
DUKE – Carver 4 5-5 13, Sapp 1 3-6 5, Brunner 0 0-0 0, Van Sholk 1 1-1 3, Koffenberger 4 3-3 11, Green 0 0-0 0, Buckley 2 0-0 4, Crowder 1 0-0 2, Steele 0 0-0 0, Roelike 0 0-0 0. Totals: 13 12-16 38.
Halftime – North Carolina 19, Duke 16.

1946

Raleigh, N.C.

First Round, Feb. 28, 1946

Virginia Tech 39, George Washington 33
Duke 44, North Carolina State 38
North Carolina 54, Maryland 27
Wake Forest 42, William & Mary 31

Semifinals, March 1, 1946

Wake Forest 31, North Carolina 29
Duke 44, Virginia Tech 38

Championship, March 2, 1946

Duke 49, Wake Forest 30
DUKE – Seward 4 1-1 9, Cordell 0 0-0 0, Ausbon 5 1-3 11, Cheek 0 0-0 0, Koffenberger 3 5-6 11, Corrington 0 0-0 0, Gordon 3 0-1 6, Robinson 1 0-0 2, Whiting 4 2-2 10, Gray 0 0-0 0. Totals: 20 9-12 49.
WAKE FOREST – Veitch 2 0-0 4, Williams 5 1-1 11, Mayberry 0 0-2 0, Walters 2 1-3 5, Hinerman 3 2-5 8, Lougee 1 0-0 2, Ognovich 0 0-0 0. Totals: 13 4-11 30.
Halftime – Duke 24, Wake Forest 16.

1947

Durham, N.C.

First Round, March 6, 1947

South Carolina 56, Duke 54
North Carolina State 55, Maryland 43
George Washington 70, Washington & Lee 55
North Carolina 55, Richmond 43

Semifinals, March 7, 1947

North Carolina State 70, George Washington 47
North Carolina 58, South Carolina 33



North Carolina State's Ed Bartels played on back-to-back SoCon championship teams in 1947 and '48.



SOCON TOURNAMENT RESULTS

SOUTHERN CONFERENCE

Championship, March 8, 1947

North Carolina State 50, North Carolina 48
NORTH CAROLINA STATE – Dickey 0 2-4 2, Sloan 0 0-0 0, McComas 2 0-2 4, Cartier 4 2-4 10, Bartels 4 6-7 14, Negley 7 4-4 18, Katkavek 0 2-6 2. Totals: 17 16-27 50.
NORTH CAROLINA – Paxton 4 2-3 10, Hamilton 1 2-2 4, Hartley 0 0-0 0, Nearman 4 3-6 11, Dillon 0 0-1 0, White 4 2-3 10, Kohler 5 2-3 12, Hayworth 0 0-1 0, Thorne 0 1-1 1. Totals: 18 12-20 48.
Halftime – North Carolina 31, North Carolina State 27.

1948 Durham, N.C.

First Round, March 2, 1948

William & Mary 61, Wake Forest 56
Duke 63, South Carolina 48

Quarterfinals, March 3, 1948

North Carolina 61, Virginia Tech 40
Davidson 58, Maryland 51
North Carolina State 73, William & Mary 52
Duke 54, George Washington 51

Semifinals, March 4, 1948

North Carolina State 55, North Carolina 50
Duke 53, Davidson 37

Championship, March 5, 1948

North Carolina State 58, Duke 50
NORTH CAROLINA STATE – McComas 3 2-2 8, Ranzino 1 1-1 3, Cartier 8 4-4 20, Stine 0 1-2 1, Horvath 6 1-1 13, Bubas 0 0-0 0, Bartels 2 1-2 5, Sloan 2 3-4 7, Katkaveck 0 1-1 1. Totals: 22 14-17 58.
DUKE – Ausbon 2 2-6 6, Duff 0 3-3 3, Youmans 8 0-2 16, York 0 1-2 1, Collins 3 1-3 7, Sapp 0 0-0 0, Martin 3 0-0 6, Gordon 3 3-5 9, Hughes 0 2-3 2. Totals: 19 12-24 50.
Halftime – Duke 27, North Carolina 24.

1949 Durham, N.C.

First Round, March 2, 1949

North Carolina State 64, Wake Forest 42
North Carolina 79, Maryland 61
George Washington 62, South Carolina 45
William & Mary 54, Davidson 50

Semifinals, March 3, 1949

North Carolina State 43, North Carolina 40
George Washington 78, William & Mary 74

Championship, March 4, 1949

North Carolina State 55, George Washington 39
NORTH CAROLINA STATE – Dickey 2 6-6 10, Ranzino 2 1-1 5, McComas 2 2-2 6, Horvath 5 2-2 12, Cartier 2 4-5 8, Bubas 1 3-5 5, Harand 1 0-0 2, Garrison 2 3-4 7. Totals: 17 21-25 55.
GEORGE WASHINGTON – Moffatt 1 2-4 4, Haithcock 0 5-5 5, Pietras 0 0-0 0, Adler 1 2-2 4, Schreiber 0 1-2 1, Small 0 1-1 1, Cantwell 5 2-3 12, Shapiro 0 0-0 0, Witkin 3 1-2 7, McNuff 2 1-1 5. Totals: 12 15-20 39.
Halftime – North Carolina State 25, George Washington 24.

1950 Durham, N.C.

First Round, March 1, 1950

North Carolina State 67, Virginia Tech 42
Wake Forest 65, George Washington 61
Duke 53, South Carolina 41
William & Mary 50, North Carolina 43

Semifinals, March 2, 1950

North Carolina State 59, Wake Forest 53
Duke 60, William & Mary 50

Championship, March 3, 1950

North Carolina State 67, Duke 47
NORTH CAROLINA STATE – Dickey 3 0-1 6, Ranzino 12 7-8 31, Stine 1 0-0 2, Cartier 1 1-1 3, Horvath 7 4-5 18, Cook 0 0-0 0, Bubas 1 3-5 5, Harand 0 1-2 1, Terrell 0 1-2 1. Totals: 25 17-24 67.
DUKE – Scarborough 3 1-4 7, Youmans 4 3-7 11 Allen 1 1-1 3, Kulpas 0 2-2 2, York 5 1-1 11, Crowder 3 0-1 6, Engberg 0 0-1 0, Fleming 2 3-3 7. Totals: 18 11-20 47.
Halftime – North Carolina State 31 Duke 26.

1951

Raleigh, N.C.

First Round, March 6, 1951

North Carolina St 83, South Carolina 53
Maryland 50, Clemson 48
Duke 64, Virginia Tech 61
William & Mary 88, West Virginia 67

Semifinals, March 7, 1951

North Carolina State 54, Maryland 45
Duke 71, William & Mary 69

Championship, March 8, 1951

North Carolina State 67, Duke 63
NORTH CAROLINA STATE – Ranzino 5 4-7 14, Speight 5 4-5 14, Brandenburg 1 1-1 3, Horvath 10 5-10 25, Bubas 2 0-1 4, Terrill 2 2-2 6, Yurin 0 1-1 1, Kukoy 0 0-1 0. Totals: 25 17-28 67.
DUKE – Fleming 2 5-8 9, Crowder 1 1-1 3, Johnson 2 2-2 6, Latimer 1 0-1 2, Deimling 0 2-2 2, Allen 0 0-0 0, Kulpan 0 2-2 2, Groat 11 9-13 31, York 4 0-2 8. Totals: 21 21-31 63.
Halftime: North Carolina State 29, Duke 27.

1952

Raleigh, N.C.

First Round, March 6, 1952

Duke 51, Maryland 48
West Virginia 77, William & Mary 64
North Carolina State 73, Furman 68
George Washington 78, Clemson 65

Semifinals, March 7, 1952

Duke 90, West Virginia 88
North Carolina State 76, George Washington 64

Championship, March 8, 1952

North Carolina State 77, Duke 68
NORTH CAROLINA STATE – Kukoy 4 2-3 10, Thompson 6 4-5 16, Tyler 1 5-7 7, Brandenburg 0 0-0 0, Speight 5 6-11 16, Cook 1 1-1 3, Knapp 2 0-0 4, Yurin 1 2-2 4, Terrell 5 1-4 11, Gotkin 3 0-1 6. Totals: 28 21-34 77.
DUKE – Janicki 6 6-6 18, Fleming 0 1-5 1, Latimer 0 1-2 1, Lacy 3 2-3 8, Crowder 1 0-0 2, Deimling 1 3-4 5, Glason 0 0-0 0, Groat 7 13-15 27, D'Emilio 2 0-1 4, Thonson 1 0-0 2. Totals: 21 26-36 68.
Halftime: Duke 38, North Carolina State 35.

1953

Raleigh, N.C.

First Round, March 5, 1953

North Carolina State 86, North Carolina 54
West Virginia 91, Furman 87
Wake Forest 88, Richmond 70
Maryland 74, Duke 65

Semifinals, March 6, 1953

North Carolina State 85, West Virginia 80
Wake Forest 61, Maryland 59

Championship, March 7, 1953

Wake Forest 71, North Carolina State 70
WAKE FOREST – Williams 4 9-14 17, GEORGE 2 2-3 6, Lipstas 2 4-10 8, Davis 0 2-4 2, Hemric 5 6-8 16, DePorter 5 4-4 14, Lyles 2 4-5 8, Devos 0 0-2 0. Totals: 20 31-50 71.
NORTH CAROLINA STATE – Kukoy 1 0-0 2, Speight 3 6-6 12, Tyler 2 6-7 10, Knapp 1 2-2 4, Thompson 9 8-10 26, Goss 0 3-4 3, Applebaum 1 1-1 3, Gotkin 0 0-0 0, Scheffel 2 1-3 5, Morris 1 0-1 2, Yurin 0 3-3 3. Totals: 20 30-37 70.
Halftime – Wake Forest 36, North Carolina State 34.

1954

Morgantown, W.Va.

First Round, March 4, 1954

West Virginia 84, William & Mary 69
George Washington 76, Washington & Lee 64
Furman 84, Davidson 68
Richmond 84, VMI 66

Semifinals, March 5, 1954

Richmond 85, Furman 81 (OT)
George Washington 83, West Virginia 74

Championship, March 6, 1954

George Washington 83, Richmond 70
RICHMOND – Daniel 0 1-2 1, Moran 6 3-5 15, Lysaght 3 2-4 8, Conner 4 2-4 10, Witt 1 2-2 4, Mills 3 7-7 13, Harrison 7 5-10 19, Poor 0 0-0 0. Totals: 24 22-34 70.
GEORGE WASHINGTON – John Holup 2 4-8 8, Karver 4 2-2 10, Morrison 1 0-0 2, Joe Holup 2 6-7 10, Devlin 16 9-12 41, Klein 0 3-3 3, Ortiz 0 0-0 0, Catino 3 3-6 9. Totals: 28 27-38 83.
Halftime – George Washington 42, Richmond 30.

1955 Richmond, Va.

First Round, March 3, 1955

Washington & Lee 97, Furman 63
West Virginia 73, VMI 66
Richmond 90, William & Mary 75
George Washington 74, Davidson 36

Semifinals, March 4, 1955

George Washington 67, Richmond 65
West Virginia 89, Washington & Lee 74

Championship, March 5, 1955

West Virginia 58, George Washington 48
GEORGE WASHINGTON – Devlin 11 2-2 24, Sweeney 0 0-0 0, Petcavich 0 8-9 8, Manning 0 1-2 1, Holup 4 0-2 8, Walowac 0 0-0 0, Goodwin 0 0-0 0, Ciriello 0 0-0 0, Vail 0 0-0 0, Klein 2 0-1 4, Catino 1 1-2 3. Totals: 18 12-18 48.
WEST VIRGINIA – Hundley 10 10-16 30, Bergines 1 1-6 3, Witting 0 2-3 2, White 1 5-7 7, Spadafore 1 0-0 2, Kishbaugh 4 6-6 14. Totals: 17 24-38 58.
Halftime – West Virginia 28, George Washington 23.

1956 Richmond, Va.

First Round, March 1, 1956

Washington & Lee 63, George Washington 60
West Virginia 59, Davidson 53
Richmond 79, William & Mary 62
Furman 84, Virginia Tech 70

Semifinals, March 2, 1956

Richmond 65, Washington & Lee 56
West Virginia 77, Furman 74

Championship, March 3, 1956

West Virginia 58, Richmond 56
RICHMOND – Lysaght 10 6-6 26, Peschel 4 3-6 11, Daniel 0 0-0 0, Adkins 2 2-2 6, Harrison 0 7-8 7, Mitchell 1 4-5 6, Morris 0 0-0 0. Totals: 17 22-27 56.
WEST VIRGINIA – Bergines 1 2-2 4, Mullins 2 1-2 5, Hundley 10 6-6 26, Witting 1 0-0 2, Sharrar 3 1-5 7, Kishbaugh 1 0-1 2, Vincent 5 2-2 12, Gardner 0 0-1 0. Totals: 23 12-19 58.
Halftime: West Virginia 35, Richmond 30.

1957 Richmond, Va.

First Round, March 7, 1957

West Virginia 71, Davidson 51
Washington & Lee 85, The Citadel 62
Richmond 90, Furman 71
Virginia Tech 64, William & Mary 56

Semifinals, March 8, 1957

West Virginia 83, Richmond 62
Washington & Lee 68, Virginia Tech 54

Championship, March 9, 1957

West Virginia 67, Washington & Lee 52
WASHINGTON & LEE – Strick 1 2-2 4, Lassman 0 0-0 0, Hoss 4 0-1 8, Marshall 8 3-5 19, Flora 7 4-4 18, Smith 1 1-2 3, McPherson 0 0-0 0, Surface 0 0-0 0. Totals: 21 10-14 52.
WEST VIRGINIA – Hundley 9 6-6 24, Smith 6 2-4 14, Sharrar 5 6-9 16, Kishbaugh 2 1-2 5, Vincent 2 4-6 8, Gardner 0 0-0 0. Totals: 24 19-27 67.
Halftime – Washington & Lee 30, West Virginia 28.

SOCON TOURNAMENT RESULTS

PREPARING STUDENT-ATHLETES FOR LIFE'S CHALLENGES SINCE 1921



1958

Richmond, Va.

First Round, March 6, 1958

Richmond 63, The Citadel 59
George Washington 73, Furman 59
West Virginia 91, Davidson 61
William & Mary 79, Virginia Tech 61

Semifinals, March 7, 1958

West Virginia 81, Richmond 70
William & Mary 57, George Washington 56

Championship, March 8, 1958

West Virginia 74, William & Mary 58
WEST VIRGINIA – Smith 4 6-7 14, West 4 1-4 9, Sharrar 3 6-8 12, Gardner 5 6-9 16, Retton 1 0-0 2, Akers 5 2-3 12, Bolyard 2 2-2 6, Goode 0 1-4 1, Clousson 1 0-0 2, Eddy 0 0-1 0, Schertzinger 0 0-0 0. Totals: 25 24-38 74.
WILLIAM & MARY – Lange 5 9-12 19, Vaughan 0 2-2 2, Cohen 2 2-4 6, Engelken 4 4-5 12, Farrington 2 1-4 5, Cornell 1 2-2 4, Sanders 2 4-7 8, Goldstein 1 0-0 2, Mc-Cray 0 0-0 0, Darrow 0 0-0 0. Totals: 17 24-36 58.
Halftime – West Virginia 32, William & Mary 22.

1959

Richmond, Va.

First Round, Feb. 26, 1959

William & Mary 87, Richmond 69
The Citadel 93, Furman 88
West Virginia 100, Davidson 65
George Washington 85, Virginia Tech 67

Semifinals, Feb. 27, 1959

West Virginia 85, William & Mary 82
The Citadel 53, George Washington 52

Championship, Feb. 28, 1959

West Virginia 85, The Citadel 66
WEST VIRGINIA – West 10 7-8 27, Akers 1 2-4 4, Clousson 0 1-1 1, Smith 3 0-2 6, Bolyard 4 3-6 11, Retton 3 0-0 6, Patrone 9 2-3 20, Ritchie 4 2-3 10. Totals: 34 17-27 85.
THE CITADEL – Graves 6 1-1 13, Musselman 3 1-3 7, Blackledge 1 3-3 5, Wherry 2 2-2 6, Jones 7 3-3 17, Buchanan 1 0-0 2, Elliott 3 0-2 6, Wehrmeister 2 2-4 6, Weeks 2 0-1 4, Records 0 0-0 0. Totals: 27 12-19 66.
Halftime: West Virginia 39, The Citadel 33.

1960

Richmond, Va.

First Round, Feb. 25, 1960

Virginia Tech 78, Richmond 58
West Virginia 90, VMI 83
George Washington 74, The Citadel 60
William & Mary 82, Furman 74

Semifinals, Feb. 26, 1960

Virginia Tech 88, George Washington 52
West Virginia 117, William & Mary 83

Championship, Feb. 27, 1960

West Virginia 82, Virginia Tech 72
VIRGINIA TECH – Ayersman 2 1-4 5, Rice 2 2-3 6, Smith 5 4-7 14, Mills 3 4-6 10, Keller 10 5-6 25, Blake 5 0-0 10, Shepherd 0 0-0 0, Fleischman 0 2 2 2. Totals: 27 18-28 72.
WEST VIRGINIA – West 4 6-8 14, Ritchie 4 2-4 10, Akers 3 3-3 9, Patrone 6 5-6 17, Warren 8 2-2 18, Posch 1 3-3 5, Miller 4 1-1 9, Ward 0 0-0 0. Totals: 30 22-27 82.
Halftime: Virginia Tech 38, West Virginia 36.

1961

Richmond, Va.

First Round, March 2, 1961

The Citadel 70, Richmond 66
West Virginia 89, VMI 71
William & Mary 86, Furman 84 (3 OT)
George Washington 84, Virginia Tech 83

Semifinals, March 3, 1961

George Washington 94, The Citadel 87
William & Mary 88, West Virginia 76

Championship, March 4, 1961

George Washington 93, William & Mary 82
GEORGE WASHINGTON – Ardell 2 4-4 8, Markowitz 8 4-6 20, Ingram 5 1-4 11, Feldman 16 13-20 45, Norton 4 1-1 9, Usiskin 0 0-0 0, Schweickhardt 0 0-0 0. Totals: 35 23-35 93.
WILLIAM & MARY – Vaughan 5 1-2 11, Gooding 2 4-4 8, Cohen 12 14-21 38, Bergey 4 1-1 9, Roberts 3 6-8 12, Dickerson 1 0-0 2, Cowley 0 0-0 0, Harris 1 0-0 2, Woollum 0 0-0 0, Corns 0 0-0 0, Hume 0 0-0 0. Totals: 28 26-36 82.
Halftime – George Washington 44, William & Mary 41.

1962

Richmond, Va.

First Round, March 1, 1962

George Washington 85, Davidson 81
VMI 76, Furman 61
West Virginia 97, Richmond 75
Virginia Tech 101, The Citadel 83

Semifinals, March 2, 1962

West Virginia 86, George Washington 73
Virginia Tech 70, VMI 66

Championship, March 3, 1962

West Virginia 88, Virginia Tech 72
VIRGINIA TECH – Keller 3 1-4 7, Pardue 6 4-7 16, Benfield 2 3-5 7, Alvis 7 3-5 17, Quesinberry 4 0-0 8, Melear 3 6-7 12, Jacobs 0 2-3 2, Fleischman 1 0-0 2, Cahill 0 0-0 0, Adams 0 1-2 1, Vicars 0 0-0 0. Totals: 26 20-33-72.
WEST VIRGINIA – Thorn 7 1-2 15, Ward 6 5-6 17, Lowry 6 4-6 16, Catlett 6 0-1 12, Weir 5 7-9 17, Wolfe 1 0-0 2, Schuck 3 2-5 8, Bode 0 0-0 0, McWilliams 0 1-2 1. Totals: 34 20-31 88.
Halftime – West Virginia 38, Virginia Tech 18.

1963

Richmond, Va.

First Round, Feb. 28, 1963

Furman 57, George Washington 54
Davidson 108, VMI 71
West Virginia 75, Richmond 44
Virginia Tech 74, William & Mary 72

Semifinals, March 1, 1963

Davidson 75, Virginia Tech 67
West Virginia 81, Furman 63

Championship, March 2, 1963

West Virginia 79, Davidson 74
DAVIDSON – Jarman 8 7-8 23, Holland 6 2-3 14, Hetzel 7 7-7 21, Teague 1 6-6 8, Davidson 1 0-0 2, Evans 1 0-1 2, Beerman 2 0-1 4, Marcon 0 0-0 0. Totals: 26 22-26 74.
WEST VIRGINIA – Catlett 1 2-2 4, Wolfe 1 1-2 3, Lowry 7 6-8 20, Thorn 8 6-7 22, McCormick 6 7-8 19, Lentz 0 4-4 4, Maphis 0 2-2 2, Shuck 0 0-0 0, Weir 1 1-1 3, Ray 0 2-2 2. Totals: 24 31-36 79.
Halftime – West Virginia 46, Davidson 46.

1964

Charlotte, N.C.

First Round, Feb. 27, 1964

West Virginia 85, William & Mary 73
Davidson 91, The Citadel 62
VMI 77, Furman 73
George Washington 64, Virginia Tech 62

Semifinals, Feb. 28, 1964

VMI 82, Davidson 81
George Washington 88, West Virginia 80

Championship, Feb. 29, 1964

VMI 61, George Washington 56
VMI – Gausepohl 1 2-4 4, Schmaus 9 1-2 19, Watson 5 3-3 13, Blair 3 3-5 9, Kruszewski 5 4-7 14, Guy 0 2-2 2, Prosser 0 0-0 0. Totals: 23 15-23 61.
GEORGE WASHINGTON – Legins 0 3-3 3, Aruscavage 2 2-4 6, Adamitis 9 2-3 20, Duques 4 1-1 9, Clard 6 0-0 12, Farrell 2 0-0 4, Mallis 0 2-2 2, Russart 0 0-0 0. Totals: 23 10-13 56.
Halftime – George Washington 32, VMI 29.

1965

Charlotte, N.C.

First Round, Feb. 25, 1965

West Virginia 94, George Washington 83
Davidson 86, VMI 73
Virginia Tech 103, Richmond 63
William & Mary 68, The Citadel 60

Semifinals, Feb. 26, 1965

West Virginia 74, Davidson 72 (OT)
William & Mary 70, Virginia Tech 59

Championship, Feb. 27, 1965

West Virginia 70, William & Mary 67 (2 OT)
WILLIAM & MARY – Walter 1 0-1 2, Morris 10 4-5 24, Pomeroy 4 1-1 9, Paffrath 3 0-1 6, Wenk 8 7-9 23, Eskay 1 1-2 3, Mitchell 0 0-0 0. Totals: 27 13-19 67.
WEST VIRGINIA – Lentz 8 0-1 16, Maphis 3 3-3 9, Camp 5 8-8 18, Quertinmont 2 6-9 10, Leshner 5 3-3 13, Palmer 1 0-0 2, Shaffer 1 0-0 2. Totals: 25 20-24 70.
Halftime – William & Mary 32, West Virginia 28
Regulation – West Virginia 54, William & Mary 54.
First Overtime – West Virginia 63, William & Mary 63.

1966

Charlotte, N.C.

First Round, Feb. 24, 1966

Richmond 76, East Carolina 74
Davidson 79, The Citadel 61
West Virginia 95, VMI 80
William & Mary 78, Furman 73

Semifinals, Feb. 25, 1966

Davidson 85, Richmond 65
West Virginia 64, William & Mary 50

Championship, Feb. 26, 1966

Davidson 80, West Virginia 69
WEST VIRGINIA – Leshner 1 1-2 3, Reaser 2 0-0 4, Head 5 2-5 12, Williams 6 6-6 18, Cavacini 5 2-2 12, Ryczaj 4 4-5 12, Shaffer 3 0-0 6, Holmes 1 0-0 2. Totals: 27 15-20 69.
DAVIDSON – Snyder 10 7-8 27, Youngdale 4 2-3 10, Knowles 10 5-5 25, Lane 3 5-5 11, Squier 1 3-5 5, Leight 0 2-2 2, Hatcher 0 0-0 0, Clifton 0 0-0 0, Stone 0 0-1 0, Hyder 0 0-0 0. Totals: 28 24-29 80.
Halftime: Davidson 39, West Virginia 28.

1967

Charlotte, N.C.

First Round, March 2, 1967

Richmond 100, The Citadel 98 (OT)
Davidson 64, Furman 55
West Virginia 82, East Carolina 53
William & Mary 76, George Washington 66

Semifinals, March 3, 1967

West Virginia 82, Richmond 70
Davidson 78, William & Mary 65

Championship, March 4, 1967

West Virginia 81, Davidson 65
WEST VIRGINIA – Head 9 6-6 24, Reaser 7 8-8 22, Benfield 3 1-6 7, Holmes 1 2-2 4, Williams 8 1-4 17, Ludwig 2 1-2 5, Grimm 0 0-0 0, Hale 0 0-0 0, Penrod 0 0-0 0, Seafert 0 0-0 0, Lewis 1 0-0 2, Harvard 0 0-0 0. Totals: 31 19-28 81.
DAVIDSON – O'Neill 0 2-2 2, Youngdale 0 1-3 1, Knowles 6 1-2 13, Huckel 9 10-14 28, Moser 2 2-2 6, Dickens 0 0-0 0, Spann 3 5-6 11, Pickens 2 0-0 4. Totals: 22 21-29 65.
Halftime: West Virginia 32, Davidson 20.

1968

Charlotte, N.C.

First Round, Feb. 29, 1968

Davidson 107, William & Mary 68
West Virginia 76, East Carolina 71
Furman 62, VMI 52
Richmond 100, The Citadel 88 (OT)

Semifinals, March 1, 1968

West Virginia 102, Richmond 81
Davidson 79, Furman 63

Championship, March 2, 1968

Davidson 87, West Virginia 70
DAVIDSON – Cook 6 2-2 14, Kroll 3 6-7 12, Maloy 6 11-13 23, Huckel 5 1-3 11, Moser 5 1-2 11, O'Neill 1 3-4 5, Knowles 5 1-1 11, Pickens 0 0-0 0, Youngdale 0 0-0 0, DeMoisey 0 0-0 0, Crosswhite 0 0-0 0, Postma 0 0-2 0.
 Totals: 31 25-34 87.
WEST VIRGINIA – Reaser 4 3-3 11, Hummell 7 3-4 17, Bailey 6 1-3 13, Holmes 1 0-0 2, Williams 5 2-2 12, Ludwig 5 1-1 11, Penrod 0 0-1 0, Lewis 0 0-1 0, Hale 1 0-1 2, Porter 0 0-0 0, Grimm 0 0-0 0, Harvard 0 2-2 2.
 Totals: 29 12-18 70.
 Halftime: Davidson 47, West Virginia 24.

1969 Charlotte, N.C.

First Round, Feb. 27, 1969
 George Washington 90, The Citadel 73
 Richmond 66, Furman 64
 Davidson 99, VMI 75
 East Carolina 48, William & Mary 35

Semifinals, Feb. 28, 1969
 East Carolina 84, George Washington 79
 Davidson 97, Richmond 83

Championship, March 1, 1969

Davidson 102, East Carolina 76
DAVIDSON – Kroll 6 7-8 19, Cook 5 8-8 18, Maloy 8 9-12 25, Huckel 6 4-5 16, Moser 2 0-0 4, Crosswhite 1 4-5 6, O'Neill 3 0-1 6, Kirley 3 0-0 6, D. Postma 0 0-1 0, Orsbon 0 0-0 0, Stelzer 0 0-0 0, J. Postma 1 0-0 2. Totals: 35 32-40 102.
EAST CAROLINA – Kier 2 3-3 7, Gregory 5 0-0 10, Modlin 7 5-6 19, Thompson 3 4-5 10, Miller 6 3-3 15, Williams 0 0-0 0, Lindfelt 0 0-0 0, Collins 0 0-0 0, McKillop 1 1-2 3, Dunn 6 0-1 12, Haubenreiser 0 0-0 0, Kiernan 0 0-0 0.
 Totals: 30 16-20 76.
 Halftime – Davidson 41, East Carolina 29.

1970 Charlotte, N.C.

First Round, Feb. 27, 1970
 Davidson 72, VMI 46
 Richmond 75, East Carolina 73
 William & Mary 82, Furman 67
 George Washington 66, The Citadel 64

Semifinals, Feb. 28, 1970
 Davidson 78, William & Mary 54
 Richmond 77, George Washington 69

Championship, March 1, 1970

Davidson 81, Richmond 61
DAVIDSON – Adrian 7 4-4 18, Kroll 8 6-6 22, Maloy 5 3-4 13, Cook 5 6-6 16, Kirley 1 0-0 2, Stelzer 0 0-0 0, Minkin 1 0-3 2, DeMoisey 0 0-0 0, J. Postma 1 1-3 3, Strong 0 0-1 0, Pierce 0 0-0 0, D. Postma 2 1-2 5. Totals :30 21-29 81.
RICHMOND – Forster 2 0-0 4, Frazier 4 3-3 11, Hewitt 9 2-4 20, Welch 0 0-0 0, Bushkar 4 2-2 10, Owen 3 3-3 9, Greenway 1 3-4 5, Eisner 0 0-0 0, Wiseman 0 2-2 2, Earle 0 0-0 0. Totals: 28 15-18 61.
 Halftime – Davidson 38, Richmond 25.

1971 Charlotte, N.C.

First Round, March 4, 1971
 Richmond 69, East Carolina 67
 Furman 95, The Citadel 82
 William & Mary 69, VMI 65

Semifinals, March 5, 1971
 Furman 83, Davidson 79
 Richmond 66, William & Mary 64

Championship, March 6, 1971

Furman 68, Richmond 61
FURMAN – Jackson 9 5-7 23, Selvy 0 0-0 0, Cockrum 1 1-3 3, Dougherty 0 0-0 0, Ehlmann 0 0-0 0, Campbell 0 0-0 0, Martin 7 5-8 19, Hunt 0 0-0 0, Thomas 3 1-2 7, Newman 0 0-0 0, Collier 4 4-5 12, Livesay 0 0-0 0, Whitener 1 2-4 4. Totals: 25 11-19 68.
RICHMOND – Eisner 0 1-2 1, Anastasio 8 1-2 17, Hatcher 0 1-1 1, Welch 0 0-0 0, Amann 7 2-4 16, Ryfinski 7 3-5 17, Dausen 0 0-0 0, Hewitt 3 3-5 9. Totals: 25 11-19 61.
 Halftime – Furman 33, Richmond 27

1972 Greenville, S.C.

First Round, March 2, 1972
 Furman 126, VMI 80
 Davidson 87, Appalachian State 77
 William & Mary 98, Richmond 82
 East Carolina 80, The Citadel 71

Semifinals, March 3, 1972
 Furman 93, William & Mary 74
 East Carolina 81, Davidson 77

Championship, March 4, 1972

East Carolina 77, Furman 75 (OT)
EAST CAROLINA – Faber 4 4-6 12, Franklin 3 1-2 7, Fairley 6 1-4 13, Quash 6 6-7 18, Owens 2 4-5 8, Peszko 0 0-0 0, Crouse 0 0-0 0, Pope 5 2-3 12, White 3 1-1 7.
 Totals: 29 19-28 77.
FURMAN – Jackson 0 2-2 2, Clark 0 0-0 0, Bierly 3 3-4 9, Hunt 6 11-12 23, Simpson 15 6-9 36, Kelley 0 4-4 4, Dougherty 0 0-0 0, Brenizer 0 0-0 0, Collier 0 1-1 1.
 Totals: 24 27-32 75.
 Halftime – East Carolina 36, Furman 33.
 Regulation – East Carolina 66, Furman 66.

1973 Richmond, Va.

First Round, March 1, 1973
 Davidson 88, VMI 77
 East Carolina 96, Richmond 62
 William & Mary 97, The Citadel 72
 Furman 101, Appalachian State 68

Semifinals, March 2, 1973
 Davidson 79, William & Mary 76
 Furman 68, East Carolina 60

Championship, March 3, 1973

Furman 99, Davidson 81
FURMAN – Simpson 10 3-10 23, Mayes 10 4-5 24, Leonard 8 4-6 20, Hunt 2 0-0 4, Hill 2 0-0 4, Kelley 2 8-11 12, Lynch 4 1-2 9, Clark 0 0-2 0, Brenizer 1 0-0 2, Bierly 0 0-0 0, Dougherty 0 1-1 1. Totals – 39 21-37 99.
DAVIDSON – Dunn 7 10-12 24, T. Pecorak 2 2-2 6, Horowitz 3 4-4 10, Falconi 5 4-7 14, Sorrentino 5 0-0 10, J. Pecorak 4 2-3 10, Wagner 0 0-0 0, Powell 2 0-0 4, Parker 0 0-0 0, Gadaire 1 1-2 3. Totals – 29 23-30 81.
 Halftime – Furman 48, Davidson 35.

1974 Richmond, Va.

First Round, Feb. 27-28, 1974
 Richmond 69, VMI 59
 Furman 75, Appalachian State 60
 William & Mary 75, East Carolina 67 (2 OT)
 Davidson 82, The Citadel 69

Semifinals, March 1, 1974
 Richmond 86, Davidson 68
 Furman 70, William & Mary 55

Championship, March 2, 1974

Furman 62, Richmond 60
FURMAN – Mayes 10 1-1 21, Lynch 3 0-1 6, Leonard 5 1-2 11, Kelley 5 4-5 14, Grimm 3 1-2 7, Hall 0 0-1 0, Bierly 1 1-2 3, Clark 0 0-0 0, Hill 0 0-1 0. Totals: 27 8-15 62.
RICHMOND – Gray 5 1-4 11, Stewart 9 1-2 19, McCurdy 7 1-2 15, Catlett 0 0-0 0, Mack 4 0-0 8, Sanford 1 0-0 2, Collier 0 0-0 0, Eastman 2 1-2 5. Totals: 28 4-10 60.
 Halftime – Furman 28, Richmond 20.

1975

**First Round, March 1, 1975
at Greenville, S.C.**
 Furman 75, Appalachian State 69
at Greenville, N.C.
 East Carolina 78, The Citadel 66
at Richmond, Va.
 VMI 85, Richmond 81
at Williamsburg, Va.
 William & Mary 78, Davidson 64

**Semifinals, March 5, 1975
at Greenville, S.C.**
 Furman 94, VMI 18
 William & Mary 69, East Carolina 66

Championship, March 6, 1975 at Greenville, S.C.

Furman 66, William & Mary 55
FURMAN – Hill 2 0-0 4, Leonard 4 0-0 8, Mayes 4 2-2 10, Lynch 6 8-8 20, Hall 8 4-4 20, Green 0 0-0 0, Smith 0 0-2 0, Deal 0 0-0 0, Cottingham 1 2-2 4, Totals: 25 16-18 66.
WILLIAM & MARY – Lowenhaupt 2 2-2 6, Satterthwaite 7 5-5 19, Vail 5 0-0 10, Courage 2 0-0 4, Enoch 4 0-1 8, Byrd 1 0-0 2, Kratzer 2 0-0 4, McDonough 1 0-0 2, Arbogast 0 0-0 0, Monckton 0 0-0 0, Blount 0 0-0 0, Powell 0 0-2 0. Totals: 24 7-10 55.
 Halftime: Furman 30, William & Mary 20.

1976

**First Round, Feb. 28, 1976
at Williamsburg, Va.**
 William & Mary 70, Furman 57
at Lexington, Va.
 VMI 71, Davidson 69
at Richmond, Va.
 Richmond 82, The Citadel 69
at Greenville, N.C.
 Appalachian State 79, East Carolina 72

Semifinals, March 3, 1976 at Greenville, S.C.

VMI 71, Appalachian State 64
 Richmond 84, William & Mary 78

Championship, March 4, 1976 at Greenville, S.C.

VMI 41, Richmond 33
VMI – Carter 4 3-3 11, Krovic 3 4-4 10, Bynum 2 5-6 9, Montgomery 2 2-3 6, Reppart 0 0-0 0, Lombard 1 3-4 5, Borjevich 0 0-0 0. Totals: 12 17-20 41.
RICHMOND – Slappy 1 0-0 2, Eastman 3 2-3 8, Morton 4 0-1 8, Butler 3 1-2 7, Sullivan 2 0-0 4, Sanford 1 0-0 2, Campbell 1 0-0 2. Totals: 15 3-6 33.
 Halftime – VMI 9, Richmond 8.



Furman's Jonathan Moore (with headband) is the only player to be named to the SoCon's all-conference and all-tournament teams in four consecutive seasons.

SOCON TOURNAMENT RESULTS

PREPARING STUDENT-ATHLETES FOR LIFE'S CHALLENGES SINCE 1921



1977

First Round, Feb. 26, 1977
at Boone, N.C.
Appalachian State 71, Davidson 66
at Williamsburg, Va.
East Carolina 79, William & Mary 76
at Greenville, S.C.
Furman 76, The Citadel 69

Semifinals, March 1, 1977
at Roanoke, Va.
VMI 88, East Carolina 77
Appalachian State 70, Furman 64

Championship, March 2, 1977
at Roanoke, Va.
VMI 69, Appalachian State 67 (OT)
APPALACHIAN STATE – Searcy 6 2-2 14, Bowser 4 0-0 8, Hubbard 3 1-2 7, Robinson 5 4-4 14, Anderson 8 0-0 16, Gentry 3 0-0 6, Campbell 1 0-2 2, Pace 0 0-0 0. Totals: 30 7-10 67.
VMI – Carter 4 1-2 9, Bynum 2 2-2 6, Montgomery 10 8-8 28, Krovic 5 8-9 18, Lombard 2 0-0 4, Borojevich 1 0-1 2, Salmond 1 0-0 2, Kelley 0 0-0 0. Totals: 25 19-22 69.
Halftime – Appalachian St 33, VMI 27.
Regulation – VMI 59, Appalachian State 59.

1978

First Round, Feb. 25, 1978
at Boone, N.C.
Appalachian State 81, The Citadel 64
at Greenville, S.C.
Furman 83, Chattanooga 73
at Huntington, W.Va.
Marshall 64, Western Carolina 56
at Lexington, Va.
VMI 95, Davidson 80

Semifinals, March 3, 1978
at Roanoke, Va.
Marshall 76, VMI 71
Furman 72, Appalachian State 68

Championship, March 4, 1978
at Roanoke, Va.
Furman 69, Marshall 53
FURMAN – Arnold 5 2-2 12, Daniel 5 1-2 11, Moore 7 5-8 19, Smith 0 0-0 0, Grimm 7 6-8 20, Crowe 0 5-6 5, Harris 1 0-0 2, McKinney 0 0-0 0, Knight 0 0-0 0, Means 0 0-2 0, Butler 0 0-0 0. Totals: 25 19-28 69.
MARSHALL – Young 2 2-2 6, Major 1 0-0 2, Hall 5 1-2 11, White 0 0-0 0, Gibson 4 0-0 8, Steele 1 0-0 2, Labanowski 2 0-0 4, Burtis 1 0-0 2, Novak 5 5-6 15, Hamier 0 2-2 2, Marz 0 1-3 1. Totals: 21 11-15 53.
Halftime – Furman 33, Marshall 22.

1979

First Round, Feb. 24, 1979
at Greenville, S.C.
Furman 86, Chattanooga 68
at Charleston, S.C.
The Citadel 86, Davidson 79
at Cullowhee, N.C.
Western Carolina 67, Marshall 50
at Boone, N.C.
Appalachian State 73, VMI 63

Semifinals, March 3, 1979
at Roanoke, Va.
Furman 105, The Citadel 94
Appalachian State 65, Western Carolina 43

Championship, March 4, 1979
at Roanoke, Va.
Appalachian State 86, Furman 83
FURMAN – A. Daniel 13 5-6 31, McKinney 5 0-0 10, Moore 8 5-6 21, Crowe 2 0-0 4, White 1 0-0 2, Hanks 1 0-0 2, M. Daniel 4 1-1 9, Harness 2 0-0 4. Totals: 36 11-13 83.
APPALACHIAN STATE – Lawrence 7 0-1 14, Payton 8 2-2 18, Hubbard 3 3-4 9, Robinson 7 12-15 26, Anderson 2 7-9 11, Fitch 1 4-5 6, Jackson 0 2-2 2. Totals: 28 30-38 86.
Halftime: Appalachian State 40, Furman 34.

1980

First Round, Feb. 23, 1980
at Greenville, S.C.
Furman 87, VMI 75
at Huntington, W.Va.
Marshall 100, The Citadel 66
at Cullowhee, N.C.
Appalachian State 67, W. Carolina 66 (OT)
at Johnson City, Tenn.
East Tennessee State 71, Chattanooga 67

Semifinals, Feb. 29, 1980
at Roanoke, Va.
Marshall 91, Appalachian State 76
Furman 93, East Tennessee State 81

Championship, March 1, 1980
at Roanoke, Va.
Furman 80, Marshall 62
MARSHALL – Labanowski 4 1-3 9, Watson 2 0-2 4, Washington 7 1-2 15, Campbell 6 2-2 14, White 7 2-3 16, Price 2 0-1 4. Totals: 28 6-13 62.
FURMAN – McKinney 1 1-2 3, White 7 2-3 16, Moore 6 4-9 16, Daniel 2 4-5 8, Hunt 9 4-6 22, Crowe 2 2-2 6, Small 3 1-2 7, Hanks 0 2-4 2. Totals: 30 20-33 80.
Halftime – Marshall 36, Furman 32.

1981

First Round, Feb. 28, 1981
at Chattanooga, Tenn.
Chattanooga 89, VMI 63
at Davidson, N.C.
Marshall 90, Davidson 77
at Boone, N.C.
Appalachian State 75, Furman 71 (OT)
at Johnson City, Tenn.
Western Carolina 91, East Tennessee State 80

Semifinals, March 6, 1981
at Roanoke, Va.
Appalachian State 77, Marshall 62
Chattanooga 79, Western Carolina 70

Championship, March 7, 1981
at Roanoke, Va.
Chattanooga 59, Appalachian State 55
APPALACHIAN STATE – Harris 0 1-2 1, Capehart 3 0-2 6, Payton 6 9-10 21, McMillian 1 2-3 4, Fitch 5 0-0 10, Jones 1 3-4 5, Hunt 0 0-0 0, Ferguson 0 0-0 0, Gant 2 4-6 8. Totals: 18 19-27 55.
CHATTANOOGA – Smith 2 2-2 6, Jones 5 0-0 10, Lawrence 4 1-2 9, Morken 10 4-4 24, White 2 0-0 4, Clark 1 0-0 2, Cochran 0 0-0 0, Schoene 2 0-1 4. Totals: 26 7-9 59.
Halftime – Chattanooga 34, Appalachian St. 25.

1982

First Round, Feb. 27, 1982
at Chattanooga, Tenn.
Chattanooga 62, Appalachian State 53
at Cullowhee, N.C.
The Citadel 66, Western Carolina 62
at Davidson, N.C.
Davidson 74, Furman 66
at Johnson City, Tenn.
East Tennessee State 110, Marshall 92

Semifinals, March 5, 1982
at Charleston, W.Va.
Chattanooga 70, East Tennessee State 65
Davidson 57, The Citadel 54

Championship, March 6, 1982
at Charleston, W.Va.
Chattanooga 69, Davidson 58
DAVIDSON – K. Wilson 4 4-4 12, Tribus 7 0-0 15, Hall 6 5-5 17, Rowan 0 0-0 0, Carroll 5 0-0 10, McConnell 0 0-0 0, R. Wilson 2 0-1 4. Totals: 24 9-10 58.
CHATTANOOGA – Clark 3 4-5 10, Schoene 9 2-3 20, Lawrence 3 0-0 6, White 3 5-6 11, Morken 3 4-4 10, McCray 0 0-0 0, Cochran 0 0-0 0, Strickland 4 4-6 12. Totals: 25 19-24 69.
3-Point Goals – Davidson 1 (Tribus).
Halftime – Chattanooga 37, Davidson 23.

1983

Charleston, W.Va.
First Round, March 10, 1983
Chattanooga 71, Appalachian State 58
Western Carolina 86, Davidson 62
Furman 67, Marshall 60
East Tennessee State 75, The Citadel 65

Semifinals, March 11, 1983
Chattanooga 77, Western Carolina 75 (OT)
East Tennessee State 81, Furman 68

Championship, March 12, 1983
Chattanooga 70, East Tennessee State 62
EAST TENNESSEE STATE – Vinson 2 2-2 6, Motley 5 1-1 12, King 9 0-0 18, Quesenberry 2 3-4 7, Mikell 5 5-8 15, Reese 2 0-0 4, Stallings 0 0-0 0. Totals: 25 10-13 62.
CHATTANOOGA – McCray 4 1-2 9, Wilkins 3 0-0 6, Strickland 2 3-4 7, Lawrence 3 0-0 6, White 7 0-3 17, Clark 7 3-4 17, Johnson 1 1-2 3, Oden 2 1-2 5. Totals: 29 9-17 70.
3-Point Goals – East Tennessee State 2 (Motley, Quensenberry); Chattanooga 3 (White 3).
Halftime – East Tennessee State 38, Chattanooga 34.

1984
Asheville, N.C.

First Round, March 2, 1984
Marshall 78, Davidson 68
Appalachian State 82, The Citadel 77
Chattanooga 82, East Tennessee State 50
Furman 71, Western Carolina 67

Semifinals, March 3, 1984
Marshall 97, Appalachian State 67
Chattanooga 70, Furman 57

Championship, March 4, 1984
Marshall 111, Chattanooga 107 (2 OT)
CHATTANOOGA – McCray 7 1-2 15, Wilkins 10 2-3 24, Morgan 3 0-0 6, White 10 7-13 28, Strickland 7 4-5 18, Brown 2 0-0 6, Head 1 0-0 3, Hunter 0 0-0 0, Oden 1 3-4 5, Dickman 1 0-0 2. Totals: 42 17-27 107.
MARSHALL – Henry 1 0-0 2, Evans 12 14-14 38, Eppes 3 2-4 8, Ervin 3 6-12 12, Wade 11 4-6 26, Nelson 2 0-0 4, Battle 1 4-4 6, Morris 0 0-0 0, Winley 0 2-2 2, Turney 4 5-7 13. Totals: 37 37-49 111.
3-Point Goals – Chattanooga 6 (Brown 2, Wilkins 2, White, Head).
Halftime – Marshall 48, Chattanooga 33.
Regulation – Marshall 87, Chattanooga 87.
Overtime – Marshall 92, Chattanooga 92.

1985
Asheville, N.C.

First Round, March 1, 1985
Chattanooga 63, Furman 60
VMI 65, Western Carolina 63 (OT)
Marshall 83, Davidson 71
The Citadel 68, Appalachian State 62

Semifinals, March 2, 1985
VMI 71, Chattanooga 69 (OT)
Marshall 79, The Citadel 68

Championship, March 3, 1985
Marshall 70, VMI 65
VMI – Elmore 6 5-5 17, Sawyer 1 9-9 11, Herndon 4 0-0 8, Wins 6 0-0 12, Huffman 4 1-2 9, Gardner 0 0-0 0, Everhart 1 0-0 2, Dorsey 1 0-0 2, Current 2 0-0 4, Scott 0 0-0 0. Totals: 25 15-16 65.
MARSHALL – Guthrie 2 0-0 4, Eppes 1 2-3 4, Richardson 1 2-2 4, Henderson 8 5-7 21, Morris 2 2-2 6, Holden 0 0-0 0, Taylor 0 3-4 3, Battle 5 2-3 12, Curry 1 0-1 2, Roberts 0 2-2 2. Totals: 24 22-28 70.
Halftime – VMI 34, Marshall 33.



SOCON TOURNAMENT RESULTS

SOUTHERN CONFERENCE

1986

Asheville, N.C.

First Round, Feb. 28, 1986

Chattanooga 69, The Citadel 66
Appalachian State 63, W. Carolina 62 (OT)
Davidson 71, VMI 62
East Tennessee State 82, Marshall 80

Semifinals, March 1, 1986

Chattanooga 68, Appalachian State 57
Davidson 74, East Tennessee State 65

Championship, March 2, 1986

Davidson 42, Chattanooga 40
DAVIDSON - Tanner 2-2-4 6, Born 4-6-9 14, McConkey 0-2-2 2, Heineman 2-2-2 6, Rucker 5-0-1 10, Niebuhr 0-0-0 0, Himes 2-0-2 4, Bego 0-0-0 0, Scott 0-0-0 0. Totals: 15-12-20 42.
CHATTANOOGA - Hunter 2-3-3 7, Ivery 3-0-0 6 Fulse 2-2-3 6, Gibson 2-1-1 5, Jeter 7-0-0 14, Harris 1-0-0 2, Crank 0-0-1 0, Head 0-0-0 0. Totals: 17-6-8 40.
Halftime - Davidson 23, Chattanooga 17.

1987

Asheville, N.C.

First Round, Feb. 27, 1987

Marshall 76, Appalachian State 61
Furman 85, The Citadel 78
Western Carolina 73, Chattanooga 72 (OT)
Davidson 92, VMI 63

Semifinals, Feb. 28, 1987

Marshall 77, Furman 64
Davidson 85, Western Carolina 76

Championship, March 1, 1987

Marshall 66, Davidson 64 (OT)
DAVIDSON - Tanner 4-0-0 8, Himes 8-2-3 18, Schmitt 2-0-0 4, Rucker 5-0-0 14, Heineman 6-2-2 16, Keener 0-0-0 0, Gynn 2-0-0 4. Totals: 27-4-5 64.
MARSHALL - Holden 4-2-2 10, Lewis 6-2-4 15, Curry 3-0-0 6, Henderson 9-1-4 22, Humphrey 4-3-4 11, Fish 0-0-0 0, Bryson 0-2-2 2. Totals: 26-10-16 66.
3-Point Goals - Davidson 6 (Rucker 4, Heineman 2); Marshall 4 (Henderson 3, Lewis).
Halftime - 31-31; Regulation - 57-57.

1988

Asheville, N.C.

First Round, March 4, 1988

Marshall 121, The Citadel 78
Chattanooga 83, Davidson 69
VMI 78, Furman 73
East Tennessee State 82, Appalachian State 73

Semifinals, March 5, 1988

Chattanooga 71, Marshall 70
VMI 79, East Tennessee State 60

Championship, March 6, 1988

Chattanooga 75, VMI 61
VMI - D. Williams 6-0-1 13, Mings 3-3-4 9, Gardner 6-1-4 13, R. Williams 11-2-3 25, Tooker 0-0-0 0, Mears 0-0-0 0, M. Williams 0-0-0 0, Dorsey 0-0-0 0, Craft 0-1-2 1, Fittz 0-0-0 0, Dowd 0-0-0 0. Totals: 31-7-12 75.
CHATTANOOGA - Moon 2-2-3 6, Chandler 3-0-7, Fulse 8-1-1 7, Lyons 5-0-2, 10, Green 5-2-3 16, Sheppard 0-0-0 0, Collins 0-0-0 0, Robinson 4-0-0 0, Behrends 4-2-3 10, Spunnar 0-0-0 0. Totals: 31-7-12 75.
3-Point Goals: VMI 2 (D. Williams, R. Williams); Chattanooga 6 (Green 4, Chandler, Robinson).
Halftime - Chattanooga 36, VMI 25.

1989

Asheville, N.C.

First Round, March 3, 1989

East Tennessee State 93, The Citadel 89
Chattanooga 72, Western Carolina 63
Furman 81, VMI 73
Marshall 83, Appalachian State 69

Semifinals, March 4, 1989

East Tennessee State 76, Chattanooga 73
Marshall 91, Furman 68

Championship, March 5, 1989

East Tennessee State 96, Marshall 73
EAST TENNESSEE STATE - Alvin West 6-2-2 17, Calvin Talford 8-4-6 20, Greg Dennis 5-6-6 16, Keith Jennings 5-3-4 16, Marty Story 4-0-0 8, Major Geer 2-2-2 7, Rodney Jones 0-0-0 0, Steve Cox 0-0-0 0, Lavelle Webster 1-0-0 2, Michael Woods 1-0-0 2, Chad Keller 2-4-7 8, Mark Larkey 0-0-0 0. Totals: 34-21-27 96.
MARSHALL - John Humphrey 0-0-0 0, Gary Strickland 6-0-1 12, Omar Roland 3-2-5 8, John Taft 13-7-10 36, Andre Cunningham 6-0-2 12, Stan Maynard 0-0-0 0, Andy Paul Williamson 0-0-0 0, Scott Williams 0-0-0 0, Tim Dagostine 0-0-0 0, Brian Fish 1-0-0 2, Pete Brown 1-1-1 3, Jeff Sonhouse 0-0-0 0. Totals: 30-10-19 73.
3-Point Goals - East Tennessee State 7 (West 3, Jennings 3, Geer); Marshall 3 (Taft 3).
Halftime - East Tennessee State 39, Marshall 37.

1990

Asheville, N.C.

First Round, March 2, 1990

VMI 83, Chattanooga 69
East Tennessee State 75, Western Carolina 60
Furman 82, Marshall 77 (OT)
Appalachian State 86, The Citadel 71

Semifinals, March 3, 1990

East Tennessee State 99, VMI 84
Appalachian State 79, Furman 62

Championship, March 4, 1990

East Tennessee State 96, Appalachian State 75
APPALACHIAN STATE - Parker 9-5-8 23, Miller 6-3-4 15, Gibson 1-1-2 3, Peel 5-2-2 15, Phillips 1-1-2 4, Ward 0-0-0 0, Spurlock 5-3-5 13, Ross 0-0-0 0, Powers 1-0-0 2. Totals: 28-15-23 75.
EAST TENNESSEE STATE - Talford 4-1-2 11, Story 3-3-5 9, Dennis 7-10-11 24, Geer 4-0-1 11, Jennings 6-3-3 16, West 5-2-2 15, Jacobs 0-0-0 0, Pelphrey 0-0-0 0, Jones 1-0-0 2, Woods 0-2-2 2, Keller 1-2-2 4, Spears 1-0-0 2. Totals: 32-23-28 96.
3-Point Goals - Appalachian State 4 (Peel 3, Phillips); East Tennessee State 9 (Geer 3, West 3, Talford 2, Jennings).
Halftime - East Tennessee State 51, Appalachian State 32.

1991

Asheville, N.C.

First Round, March 1, 1991

Appalachian State 100, VMI 72
East Tennessee State 99, The Citadel 70
Chattanooga 84, Western Carolina 83

Semifinals, March 2, 1991

Appalachian State 100, Furman 82
East Tennessee State 104, Chattanooga 71

Championship, March 3, 1991

East Tennessee State 101, Appalachian State 82
APPALACHIAN STATE - Broderick Parker 7-2-4 16, Steve Spurlock 5-3-4 13, Tim Powers 6-5-6 17, Ed Ward 4-0-0 10, Billy Ross 8-2-2 20, Joe Sabato 0-2-2 2, Spencer Click 0-0-0 0, Jeff Williams 2-0-0 4, Jason Lutz 0-0-0 0, Bruce Falkner 0-0-0 0. Totals: 32-14-18 82.
EAST TENNESSEE STATE - Rodney English 6-4-7 16, Marty Story 2-4-6 8, Darell Jones 5-1-5 11, Keith Jennings 10-7-8 31, Major Geer 1-2-2 4, Eric Palmer 1-0-0 3, Alvin West 4-0-0 10, Maurice Hayes 0-0-0 0, Trazell Silvers 4-2-2 10, Loren Riddick 0-0-0 0, Calvin Talford 1-0-0 2, Jerry Pelphrey 0-6-7 6, Michael Woods 0-0-0 0. Totals: 34-26-37 101.
3-Point Goals - Appalachian State 4 (Ross 2, Ward 2); East Tennessee State 7 (Jennings 4, West 2, Geer).
Halftime - East Tennessee State 56, Appalachian State 44.

1992

Asheville, N.C.

First Round, March 6, 1992

East Tennessee State 89, The Citadel 55
Chattanooga 84, VMI 49
Marshall 83, Furman 76
Appalachian State 86, Western Carolina 69

Semifinals, March 7, 1992

East Tennessee State 77, Appalachian State 69
Chattanooga 84, Marshall 68

Championship, March 8, 1992

East Tennessee State 74, Chattanooga 63
CHATTANOOGA - LeVert Threats 1-1-2 3, Keith Nelson 8-1-3 17, Bart Redden 0-0-0 0, Tim Brooks 2-5-5 9, Kelly Sutton 7-4-5 21, Larry Stewart 1-1-1 3, Shane Neal 0-1-2 1, Daymond Woods 2-0-0 4, Brnadon Born 0-0-0 0, Ron Wilson 0-0-0 0, Ed Snead 2-0-0 4. Totals: 23-13-18 62.
EAST TENNESSEE STATE - Rodney English 5-0-2 10, Marty Story 1-0-0 2, Greg Daniels 9-9-10 28, Calvin Talford 3-4-6 12, Jason Niblett 4-1-2 10, Eric Palmer 0-1-2 1, Reece Dudley 0-0-0 0, Trazell Silvers 2-0-1 4, Loren Riddick 0-0-0 0, Jerry Pelphrey 2-2-2 7, Damian Hodge 0-0-0 0, Leslie Brunn 0-0-0 0, Robert Spears 0-0-0 0. Totals: 26-17-25 74.
3-Point Goals - East Tennessee State 5 (Talford 2, Dennis, Niblett, Pelphrey); Chattanooga 3 (Sutton 3).
Halftime - Chattanooga 35, East Tennessee State 30.

1993

Asheville, N.C.

First Round, March 4, 1993

Furman 76, VMI 51
Appalachian State 84, Western Carolina 73

Quarterfinals, March 5, 1993

Chattanooga 85, Furman 69
East Tennessee State 97, Appalachian State 84
Davidson 67, Marshall 65
Georgia Southern 72, The Citadel 41

Semifinals, March 6, 1993

Chattanooga 72, Davidson 68
East Tennessee State 84, Georgia Southern 76 (OT)

Championship, March 7, 1993

Chattanooga 86, East Tennessee State 75
EAST TENNESSEE STATE - Trazell Silvers 3-2-2 8, Jerry Pelphrey 8-6-6 27, Darell Jones 3-0-0 6, Jason Niblett 3-0-0 6, Eric Palmer 4-3-4 14, Tony Patterson 4-1-2 9, Andy Pennington 1-0-0 3, Justin McClellan 0-2-2 2, Phil Powe 0-0-0 0, Robert Spears 0-0-0 0. Totals: 26-14-16 75.
CHATTANOOGA - Brandon Born 3-0-0 6, Gary Robb 8-0-0 16, Daymond Woods 2-4-4 9, Tim Brooks 6-5-8 20, Tee Jay Jackson 7-8-10 22, Chad Copeland 4-1-1 11, Ed Snead 1-0-0 2, Bart Redden 0-1-0 0. Totals: 31-18-24 86.
3-Point Goals - East Tennessee State 9 (Pelphrey 5, Palmer 3, Pennington); Chattanooga 6 (Brooks 3, Copeland 2, D. Woods).
Halftime - Chattanooga 49, East Tennessee State 30.

1994

Asheville, N.C.

First Round, March 3, 1994

Furman 75, The Citadel 70
VMI 84, Marshall 62

Quarterfinals, March 4, 1994

Chattanooga 85, Furman 81
Georgia Southern 85, Appalachian State 60
Davidson 71, VMI 61
Western Carolina 79, East Tennessee State 78

Semifinals, March 5, 1994

Chattanooga 99, Georgia Southern 91 (OT)
Davidson 93, Western Carolina 89

Championship, March 6, 1994

Chattanooga 65, Davidson 64
DAVIDSON - Janko Narat 3-1-2 7, Brandon Williams 6-0-0 14, George Spain 5-0-1 10, Chris Alpert 1-0-0 3, Jeff Anderson 2-0-0 4, Mark Donnelly 3-1-2 9, Jason Zimmerman 1-0-0 2, Quinn Harwood 2-2-2 7, Mark McGuire 4-0-0 8. Totals: 27-4-7 64.
CHATTANOOGA - Maurio Hanson 4-4-6 14, Brandon Born 3-2-2 8, Roger Smith 5-1-2 11, Gary Robb 2-3-5 7, Chad Copeland 7-2-2 21, Fred Moore 0-0-0 0, Patrick Henderson 1-0-0 2, LaMonte Woods 1-0-0 2, John Oliver 0-0-0 0. Totals: 23-12-17 65.
3-Point Goals - Davidson 6 (Donnelly 2, Williams 2, Harwood, Alpert); Chattanooga 7 (Copeland 5, Hanson 2).
Halftime - Davidson 38, Chattanooga 35.

SOCON TOURNAMENT RESULTS

PREPARING STUDENT-ATHLETES FOR LIFE'S CHALLENGES SINCE 1921



1995

Asheville, N.C.

First Round, March 2, 1995

Georgia Southern 94, VMI 71
Appalachian State 78, Furman 73

Quarterfinals, March 3, 1995

Chattanooga 70, Georgia Southern 66
East Tennessee State 85, The Citadel 65
Appalachian State 93, Marshall 82
Western Carolina 78, Davidson 74

Semifinals, March 4, 1995

Chattanooga 71, East Tennessee State 69
Western Carolina 74, Appalachian State 64

Championship, March 5, 1995

Chattanooga 63, Western Carolina 61
WESTERN CAROLINA – Tim Ford 3 0-0 7, Kevin Kullum 6 2-2 14, Scott Scholtz 1 2-2 4, Frankie King 4 9-10 18, Anquell McCollum 6 1-2 17, Scott Bradley 0 0-0 0, Ken Gibson 0 0-0 0, Johnny Scott 0 1-2 1. Totals: 20 15-18 61.
CHATTANOOGA – Maurio Hanson 4 5-6 15, Brandon Born 5 6-6 17, Julian Scott 2 1-2 5, Lincoln Walters 0 0-0 0, John Oliver 2 0-0 5, Rodney Lemons 0 1-2 1, Shane Neal 0 0-0 0, Pat Henderson 2 6-9 10, Marcus Watkins 3 2-2 10. Totals: 18 21-27 63.
3-Point Goals – Chattanooga 6 (Hanson 2, Watkins 2, Born 1, Oliver 1); Western Carolina 6 (McCollum 4, Ford 1, King 1).
Halftime – Western Carolina 31, Chattanooga 22.

1996

Greensboro, N.C.

First Round, Feb. 29, 1996

Appalachian State 75, The Citadel 73

Quarterfinals, March 1, 1996

Davidson 67, East Tennessee State 43
Marshall 82, Chattanooga 81
Western Carolina 74, Appalachian State 66
VMI 91, Furman 89 (OT)

Semifinals, March 2, 1996

Davidson 92, Marshall 77
Western Carolina 97, VMI 93

Championship, March 3, 1996

Western Carolina 69, Davidson 60
WESTERN CAROLINA – Joe Stafford 2 2-2 10, Scott Scholtz 4 0-0 8, Kerry Wright 2 4-4 8, Joal Fleming 2 1-2 5, Anquell McCollum 3 7-9 13, William Butler 0 0-0 0, Ken Gibson 0 0-0 0, Kevin Kullum 3 6-6 12, Larry Mayo 0 2-2 2, Lazarus Chennault 0 0-0 0, Jarvis Graham 5 1-1 11. Totals: 21 25-30 69.
DAVIDSON – Narcisse Ewodo 6 2-4 15, Brnadon Williams 7 1-1 17, Quinn Harwood 2 2-2 6, Chris Alpert 6 4-5 16, Ray Minlend 1 2-6 4, Mark Donnelly 0 0-0 0, Ali Ton 0 0-0 0, Jeff Anderson 1 0-0 2, Chadd Holmes 0 0-0 0, Mark McGuire 0 0-0 0. Totals: 23 11-18 60.
3-Point Goals – Western Carolina 2 (Stafford 2); Davidson 3 (Ewodo 1, Williams 2).
Halftime: Western Carolina 39, Davidson 37.

1997

Greensboro, N.C.

First Round, Feb. 27, 1997

VMI 87, Furman 84 (OT)
Georgia Southern 68, East Tennessee State 48

Quarterfinals, Feb. 28, 1997

Chattanooga 84, VMI 62
Davidson 83, The Citadel 61
Marshall 78, Georgia Southern 46
Appalachian State 87, Western Carolina 68

Semifinals, March 1, 1997

Chattanooga 77, Davidson 70
Marshall 84, Appalachian State 78

Championship, March 2, 1997

Chattanooga 71, Marshall 70 (OT)
MARSHALL – Von Dale Morton 5 4-4 14, John Brannen 7 4-4 21, Derrick Wright 0 0-0 0, Sidney Coles 4 0-1 8, Keith Veney 9 3-4 27, Chris Gray 0 0-0 0, Carlton King 0 0-0 0. Totals: 25 11-13 70.
CHATTANOOGA – Isaac Conner 3 2-2 10, Johnny Taylor 4 4-6 14, Chris Mims 7 2-4 16, Willie Young 5 2-2 16, Wes Moore 0 0-0 0, David Phillips 1 1-3 3, Marquis Collier 4 4-4 12, Akintoye Oloko 0 0-0 0. Totals: 24 15-21 71.
3-Point Goals – Chattanooga 8 (Conner 2, Taylor 2, Young 4); Marshall 9 (Brannen 3, Veney 6).
Halftime – Marshall 33, Chattanooga 30.
Regulation – Chattanooga 64, Marshall 64.

1998

Greensboro, N.C.

First Round, Feb. 26, 1998

Georgia Southern 57, East Tennessee State 47
UNCG 60, Western Carolina 59

Quarterfinals, Feb. 27, 1998

Davidson 72, Georgia Southern 68
The Citadel 77, VMI 66
Chattanooga 56, UNCG 55
Appalachian State 60, Furman 58

Semifinals, Feb. 28, 1998

Davidson 68, The Citadel 59
Appalachian State 85, Chattanooga 75

Championship, March 1, 1998

Davidson 66, Appalachian State 62
APPALACHIAN STATE – Marshall Phillips 5 4-4 17, Kareem Livingston 4 0-5 8, Tyson Patterson 5 2-3 13, Blair Adderley 2 5-7 10, Tige Darner 4 2-2 12, Ian Adams 0 0-0 0, Matt McMahon 0 0-0 0, Terence Tyler 0 0-0 0, Clint Crosston 0 0-0 0, Josh Grover 1 0-0 2. Totals: 21 13-21 62.
DAVIDSON – Davor Halbauer 1 0-0 3, Landry Kosmalski 3 0-2 7, Stephen Marshall 3 1-1 7, Mark Donnelly 4 2-2 13, Ali Ton 0 0-0 0, Billy Armstrong 3 3-4 10, David Burns 3 0-0 9, Chadd Holmes 0 0-0 0, Ben Ebong 6 5-8 17. Totals: 23 11-17 66.
3-Point Goals – Davidson 9 (Donnelly 3, Burns 3, Halbauer 1, Kosmalski 1, Armstrong 1); Appalachian State 7 (Phillips 3, Darner 2, Patterson 1, Adderley 1).
Halftime – Davidson 40, Appalachian State 31.

1999

Greensboro, N.C.

First Round, Feb. 25, 1999

Furman 57, VMI 49
Western Carolina 67, Wofford 64
Georgia Southern 81, UNCG 78
East Tennessee State 72, The Citadel 59

Quarterfinals, Feb. 26, 1999

College of Charleston 98, Furman 74
Western Carolina 82, Davidson 77
Appalachian State 74, Georgia Southern 65
Chattanooga 77, East Tennessee State 65

Semifinals, Feb. 27, 1999

College of Charleston 80, Western Carolina 49
Appalachian State 94, Chattanooga 91 (2 OT)

Championship, Feb. 28, 1999

College of Charleston 77, Appalachian State 67
COLLEGE OF CHARLESTON – Webber 3 0-0 6, Lumpkin 6 0-1 12, McCravy 1 4-6 6, President 3 7-7 15, Johnson 9 1-1 21, Brown 3 1-1, 7, Bolton 0 0-0 0, Thomas 3 3-4 10. Totals: 28 16-20 77.
APPALACHIAN STATE – Phillips 6 5-6 18, Adderley 1 0-1 2, Holmes 5 2-2 12, Patterson 4 0-0 11, McMahon 5 1-4 15, Adams 1 0-0 2, Davis 0 0-0 0, Fritts 0 0-0 0, Alexander 1 0-0 2, Grover 2 1-2 5. Totals: 25 9-15 67.
3-Point Goals – College of Charleston 5 (President 2, Johnson 2, Thomas 1); Appalachian State 8 (Phillips 1, Patterson 3, McMahon 4).
Halftime – Appalachian State 37, College of Charleston 30.

2000

Greenville, S.C.

First Round, March 2, 2000

Chattanooga 90, Western Carolina 75
Furman 77, UNCG 61
East Tennessee State 85, The Citadel 71
Wofford 81, VMI 72

Quarterfinals, March 3, 2000

Appalachian State 88, Chattanooga 66
Furman 68, Georgia Southern 54
College of Charleston 65, East Tennessee State 51
Wofford 65, Davidson 64

Semifinals, March 4, 2000

Appalachian State 60, Furman 56
College of Charleston 74, Wofford 64

Championship, March 5, 2000

Appalachian State 68, College of Charleston 56
APPALACHIAN STATE – Cedrick Holmes 1 3-4 5, Corey Cooper 4 2-2 10, Tyson Patterson 7 7-10 21, Matt McMahon 1 0-0 3, Shawn Alexander 5 1-2 11, Jonathan Butler 0 0-0 0, Rufus Leach 6 3-5 16, Buddy Davis 0 0-0 0, Josh Shehan 1 0-1 2. Totals: 25 16-24 68.
COLLEGE OF CHARLESTON – Leighton Bowie 2 2-2 6, Jody Lumpkin 5 6-9 16, A.J. Harris 0 0-0 0, Jeff Bolton 3 4-4 11, James Griffin 4 0-0 11, Trey Wheelless 1 0-0 2, Tyrone Nelson 2 0-0 4, Rudy Rothseiden 3 0-0 6, Pat Davis 0 0-0 0. Totals: 20 12-15 56.
3-Point Goals – Appalachian State 2 (Leach 1, McMahon 1); College of Charleston 4 (Griffin 3, Bolton 1).
Halftime – College of Charleston 29, Appalachian State 28.

2001

Greenville, S.C.

First Round, March 1, 2001

Davidson 60, Wofford 57
Western Carolina 67, The Citadel 57
Georgia Southern 76, VMI 59
Appalachian State 58, Furman 56

Quarterfinals, March 2, 2001

Davidson 57, College of Charleston 54
UNCG 91, Western Carolina 69
Georgia Southern 78, East Tennessee State 64
Chattanooga 78, Appalachian State 74

Semifinals, March 3, 2001

UNCG 73, Davidson 68
Chattanooga 84, Georgia Southern 73



UNCG's David Schuck (above) banked in the game-winner at the buzzer as the Spartans topped Chattanooga, 67-66, in the 2001 tournament final in Greenville, S.C.

Championship, March 4, 2001

UNCG 67, Chattanooga 66
 CHATTANOOGA – Michael Townsend 1 0-0 2, Oliver Morton 5 1-2 11, Clyde McCully 7 5-5 19, Toot Young 7 1-1 18, Idris Harper 2 2-2 6, Bryan Richardson 0 0-0 0, Tim Parker 1 2-3 4, Diamory Sylla 0 0-0 0, Dusty Pullian 3 0-0 6. Totals: 23 17-24 67.
 UNCG – David Schuck 9 3-4 21, Nathan Popp 2 0-0 4, Nathan Jameson 2 4-4 10, Courtney Eldridge 3 2-4 8, Jay Joseph 4 0-0 10, Ronnie Taylor 3 8-12 14, Luke Boythe 0 0-0 0, Peter Tsampas 0 0-0 0, Sean McCarthy 0 0-0 0. Totals: 26 11-13 66.
 3-Point Goals – UNCG - 4 (Jameson 2, Joseph 2); Chattanooga - 3 (Young 3).
 Halftime – UNCG 31, Chattanooga 27.

2002

North Charleston, S.C.

First Round, Feb. 28, 2002

The Citadel 80, VMI 70
 UNCG70, Wofford 41
 Furman 65, Western Carolina 61
 College of Charleston 85, Appalachian State 61

Quarterfinals, March 1, 2002

Davidson 71, The Citadel 58
 UNCG 67, Chattanooga 57
 Furman 73, Georgia Southern 70
 College of Charleston 76, East Tennessee State 75 (OT)

Semifinals, March 2, 2002

Davidson 68, UNCG 58
 Furman 44, College of Charleston 43

Championship, March 3, 2002

Davidson 62, Furman 57
 FURMAN – Zeigler 5 4-4 14, Thomas 3 0-0 6, Gonzalez 2 3-4 7, Da Luz 1 1-3 3, Foster 3 0-0 9, Ndoye 2 2-2 6, Sanders 0 0-0 0, Souchu 5 1-4 12. Totals: 21 10-13 57.
 DAVIDSON – Pearson 6 4-7 16, Booker 2 0-1 4, Ides 2 2-2 6, Bree 1 0-2 3, Bernard 3 3-4 9, Eho 0 0-0 0, Tonella 1 0-0 2, Anderer 7 2-3 22, White 0 0-0 0, Grace 0 0-0 0. Totals: 22 11-17 62.
 3-Point Goals – Furman 5 (Foster 3, Souchu 2); Davidson 7 (Anderer 6, Bree 1)
 Halftime – Furman 28, Davidson 24.

2003

North Charleston, S.C.

First Round, March 5, 2003

Georgia Southern 89, Western Carolina 81
 Wofford 77, UNCG 73
 VMI 62, Furman 56
 Appalachian St 73, The Citadel 63

Quarterfinals, March 6, 2003

College of Charleston 67, Georgia Southern 53
 East Tennessee State 80, Wofford 75
 VMI 66, Davidson 60
 Chattanooga 98, Appalachian State 67

Semifinals, March 7, 2003

East Tennessee State 65, College of Charleston 55
 Chattanooga 77, VMI 58

Championship, March 8, 2003

East Tennessee State 97, Chattanooga 90
 EAST TENNESSEE STATE – Jerald Fields 4 3-3 12, Zakee Wadood 7 2-5 17, Ben Rhoda 4 2-2 10, Tim Smith 9 4-5 25, James Anthony 1 2-2 4, Ryan Lawson 3 4-4 13, Isaac Potter 0 0-0 0, Brad Nuckles 5 6-6 16. Totals: 33 23-27 97.
 CHATTANOOGA – Ashley Champion 11 3-6 27, Aaron Morgan 1 4-4 6, Tim Parker 4 2-2 13, Ray Trowell 4 2-2 10, Jason Rogan 12 2-2 27, Alphonso Pugh 2 1-2 6, Bryan Richardson 0 0-0 0, Mike Matthews 0 1-2 1, Tim Harris 0 0-0 0, Nick Benson 0 0-0 0. Totals: 34 15-20 90.
 3-Point Goals – East Tennessee State 8 (Smith 3, Lawson 3, Wadood 1, Fields 1); Chattanooga 7 (Parker 3, Champion 2, Pugh 1, Rogan 1)
 Halftime – East Tennessee State 48, Chattanooga 40.

2004

North Charleston, S.C.

First Round, March 3, 2004

Furman 73, Western Carolina 68
 Elon 66, The Citadel 56
 Wofford 85, UNCG 82
 College of Charleston 71, Appalachian State 61

Quarterfinals, March 4, 2004

East Tennessee State 94, Furman 84
 Davidson 68, Elon 61
 Georgia Southern 82, Wofford 69
 Chattanooga 89, College of Charleston 78

Semifinals, March 5, 2004

East Tennessee State 96, Davidson 84
 Chattanooga 90, Georgia Southern 87

Championship, March 6, 2004

East Tennessee St 78, Chattanooga 62
 CHATTANOOGA – Champion 1 0-0 2; Katelynas 3 3-4 9; Brown 4 1-1 10, Trowell 1 3-4 6, Rogan 0 0-0 0, Pugh 8 3-4 20, Richardson 3 0-0 9, Matthews 0 0-0 0, Long 1 0-0 2, Walton 0 0-0 0, Anderson 2 0-0 4. Totals: 23 10-13 62.
 EAST TENNESSEE STATE – Fields 3 1-1 8, Wadood 6 1-1 14, Rhoda 4 2-2 10, Smith 10 2-2 25, Strong 5 0-1 11, Scott 0 0-0 0, Nuckles 3 3-4 10. Totals: 31 9-11 78.
 3-Point Goals – Chattanooga 6 (Brown 1, Trowell 1, Pugh 1, Richardson 3). East Tennessee State 7 (Fields 1, Wadood 1, Smith 3, Strong 1, Nuckles 1).
 Halftime – East Tennessee State 43, Chattanooga 35.

2005

Chattanooga, Tenn.

First Round, March 2, 2005

Elon 64, Wofford 58
 Georgia Southern 69, Western Carolina 57
 East Tennessee State 87, Furman 84
 Appalachian State 68, The Citadel 59

Quarterfinals, March 3, 2005

Davidson 67, Elon 53
 UNCG 73, Georgia Southern 71
 Chattanooga 77, East Tennessee State 70
 Appalachian State 63, College of Charleston 60

Semifinals, March 4, 2005

UNCG 73, Davidson 68
 Chattanooga 57, Appalachian State 51

Championship, March 5, 2005

Chattanooga 66, UNCG 62
 UNCG- Ronnie Burrell 4 0-0 10, Kyle Hines 6 0-0 12, Dwayne Johnson 1 1-2 3, Ricky Hickman 2 8-13 13, Ray Bristow 1 2-2 5, Kevin Oleksiak 0 0-0 0, Josh Gross 7 1-2 19. Totals: 21 14-21 62.
 CHATTANOOGA – Mindaugas Katelynas 4 2-2 12, Chris Brown 3 3-34 11, Charles Anderson 6 1-1 13, Steve Cherry 1 1-2 4, Casey Long 2 4-6 9, Jerice Crouch 1 0-0 2, Alphonso Pugh 5 0-0 11, Ricky Hood 1 0-0 2, A.J. Mastin 0 0-0 0, Matt Malone 1 09-0 2. Totals: 24 11-15 66.
 3-Point Goals- Chattanooga 7 (Katelynas 2, Brown 2, Cherry 1, Long 1, Pugh 1); UNCG 6 (Gross 4, Hickman 1, Bristow 1)
 Halftime — Chattanooga 27, UNCG 19.

2006

North Charleston, S.C.

First Round, March 2, 2006

Appalachian State 66, Wofford 65
 UNCG 69, Western Carolina 65
 The Citadel 65, Furman 53

Quarterfinals, March 3, 2006

Appalachian State 74, Georgia Southern 61
 Chattanooga 65, College of Charleston 53
 Elon 64, UNCG 61 (OT)
 Davidson 79, The Citadel 73

Semifinals, March 4, 2006

Chattanooga 78, Appalachian State 75
 Davidson 65, Elon 58

Championship, March 5, 2006

Davidson 80, Chattanooga 55
 CHATTANOOGA– Steve Cherry 2 0-2 4, Charles Anderson 2 1-7 5, Keddrick Mays 5 0-0 13, Ricky Hood 4 1-1 10, Casey Long 2 3-3 7, Jerice Crouch 4 1-2 9, Omar Johnson 0 0-0 0, Zach Ferrell 0 0-0 0, Jaycen Herring 1-2 0-0 2, Nicchaeus Doaks 1 0-2 3, Khalil Hartwell 0 2-3 2. Totals: 21 8-20 55.
 DAVIDSON – Thomas Sander 3 0-0 6, Ian Johnson 4 2-2 10, Matt McKillop 3 0-0 9, Kenny Grant 1 0-0 2, Brendan Winters 13 1-1 33, Jason Richards 0 0-0 0, Boris Meno 4 4-6 12, Max Paulhus Gosselin 0 0-0 0, Can Civi 0 0-0 0, John Falconi 0 0-0 0, Eric Blancett 1 0-0 2, Jason Morton 2 1-2 6, Chris Clunie 0 0-0 0, Andrew Lovedale 0 0-0 0. Totals: 31 8-11 80.
 3-Point Goals- Chattanooga 5 (Mays 3, Hood 1, Doaks 1). Davidson 10 (McKillop 3, Winters 6, Morton 1).
 Halftime- Davidson 35, Chattanooga 20.

2007

North Charleston, S.C.

First Round, Feb. 28, 2007

Chattanooga 64, Wofford 55
 Western Carolina 69, Elon 65
 Georgia Southern 62, The Citadel 46

Quarterfinals, March 1, 2007

Davidson 78, Chattanooga 68
 Furman 73, UNCG 71
 Appalachian State 78, Western Carolina 59
 College of Charleston 77, Georgia Southern 66

Semifinals, March 2, 2007

Davidson 91, Furman 68
 College of Charleston 89, Appalachian State 87 (OT)

Championship, March 3, 2007

Davidson 72, College of Charleston 65
 COLLEGE OF CHARLESTON – Jermaine Johnson, 6 1-2 13, David Lawrence 5 0-0 13, Philip McCandies 3 1-3 8, Dontaye Draper 2 3-4 8, Marcus Hammond 1 0-0 3, Josh Jackson 4 1-2 9, Javon Parris 1 0-1 2, Tony White, Jr. 3 0-0 9, Konimba Diarra 0 0-0 0. Totals: 25 6-12 65.
 DAVIDSON – Stephen Curry 10 5-7 29, Boris Meno 5 3-3 14, Thomas Sander 3 2-2 8, Jason Richards 2 0-0 4, Max Paulhus Gosselin 1 0-0 3, William Archambault 3 0-0 8, Stephen Rossiter 0 0-0 0, Bryant Barr 0 3-3 3, Andrew Lovedale 1 1-2 2. Totals: 25 14-17 72.
 3-Point Goals- College of Charleston 9 (Lawrence 3, White 3, McCandies 1, Draper 1, Hammond 1). Davidson 8 (Curry 4, Archambault 2, Meno 1, Gosselin 1)
 Halftime- Davidson 37, College of Charleston 35.



Alphonso Pugh (3) was one of four Chattanooga players to score in double figures as the Mocs claimed the 2005 tournament crown, 66-62 over UNCG.

SOCON TOURNAMENT RESULTS

PREPARING STUDENT-ATHLETES FOR LIFE'S CHALLENGES SINCE 1921



Cameron Rundles was the leading scorer in the SoCon Championship Game for the second straight season as Wofford won again in 2010-11, 77-67 over College of Charleston in Chattanooga, Tenn.

2008

North Charleston, S.C.

First Round, March 7, 2008

Wofford 58, Western Carolina 49
Elon 52, Furman 37
College of Charleston 66, The Citadel 48

Quarterfinals, March 8, 2008

Davidson 82, Wofford 49
UNCG 63, Appalachian State 46
Elon 60, Chattanooga 57
College of Charleston 87, Georgia Southern 73

Semifinals, March 9, 2008

Davidson 82, UNCG 52
Elon 75, College of Charleston 61

Championship, March 10, 2008

Davidson 65, Elon 49
ELON - TJ Douglas 6-10 0-0 18; Brett James 5-15 2-2 13; Devan Carter 2-3 0-0 4; Chris Long 2-8 0-0 4; Ola Atoyebi 1-3 1-2 3; Brian Waters 1-4 1-2 3; Adam Constantine 1-1 0-0 2; Montell Watson 1-10 0-0 2. Totals 19-54 4-6 49.
DAVIDSON - Stephen Curry 8-18 2-2 23; Thomas Sander 5-7 1-1 11; Andrew Lovedale 4-6 2-3 10; Bryant Barr 2-3 0-0 6; Boris Meno 2-3 1-2 5; Max Paulhus Gosselin 2-5 0-0 4; Jason Richards 1-8 2-3 4; Will Archambault 1-3 0-0 2; Stephen Rossiter 0-2 0-0 0. Totals 25-55 8-11 65.
3-Point Goals - Elon 7 (Douglas 6; James 1). Davidson 7 (Curry 5; Barr 2).
Halftime - Davidson 30, Elon 22.

2009

Chattanooga, Tenn.

First Round, March 6, 2009

Appalachian State 86, Georgia Southern 75
College of Charleston 69, UNCG 56
Elon 62, Wofford 55
Samford 57, Furman 52

Quarterfinals, March 7, 2009

Davidson 84, Appalachian State 68
College of Charleston 67, Western Carolina 48
Chattanooga 79, Elon 78
Samford 76, The Citadel 67

Semifinals, March 8, 2009

College of Charleston 59, Davidson 52
Chattanooga 81, Samford 70

Championship, March 9, 2009

Chattanooga 80, College of Charleston 69
COLLEGE OF CHARLESTON - Tony White Jr., 11-19 2-2 31; Andrew Goudelock 5-17 2-2 15; Marcus Hammond 2-4 0-0 6; Jeremy Simmons 2-4 1-3 5; Donovan Monroe 2-6 0-0 4; Jermaine Johnson 2-8 0-0 4; Antwaine Wiggins 2-4 0-0 4; Dustin Scott 0-3 0-0 0. Totals 26-65 5-7 69.
CHATTANOOGA
Keyron Sheard 4-7 9-10 18; Stephen McDowell 4-12 4-4 15; Ty Patterson 4-5 1-1 12; Kevin Goffney 2-7 5-6 10; Khalil Hartwell 3-10 1-3 7; Chris Early 2-5 2-2 6; Dante Harvey 3-5 0-0 6; Nicchaeus Doaks 3-6 0-1 6. Totals 25-57 22-27 80.
3-point goals-College of Charleston 12 (White, Jr. 7; Goudelock 3; Hammond 2). Chattanooga 8 (Patterson 3; McDowell 3; Goffney 1; Sheard 1).
Halftime - College of Charleston 34, Chattanooga 34.

2010

Charlotte, N.C.

First Round, March 5, 2010

Elon 66, Davidson 59
UNCG 66, Furman 65
The Citadel 55, Samford 43
Chattanooga 82, Georgia Southern 62

Quarterfinals, March 6, 2010

Western Carolina 68, Elon 57
Wofford 59, UNCG 47
Appalachian State 71, The Citadel 61
College of Charleston 96, Chattanooga 69

Semifinals, March 7, 2010

Wofford 77, Western Carolina 58
Appalachian State 77, College of Charleston 54

Championship, March 8, 2010

Wofford 56, Appalachian State 51
APPALACHIAN STATE - Josh Hunter 2-5 2-7 6; Isaac Butts 2-5 0-0 4; Donald Sims 2-15 4-4 9; Jeremi Booth 2-2 0-0 5; Kellen Brand 0-8 4-4 4; Ryan Abraham 3-7 3-3 11; Marcus Wright 0-0 0-0 0; Tyler Webb 0-1 0-0 0; Andre Williamson 4-6 4-6 12. Totals 15-52 17-24 51.
WOFFORD - Tim Johnson 0-8 0-0 0; Noah Dahlman 4-12 2-2 10; Junior Salters 3-3 0-3 8; Jamar Diggs 4-12 1-2 9; Brad Loesing 0-2 1-2 1; Cameron Rundles 5-8 9-13 20; Kevin Giltner 1-4 0-0 2; Jason Dawson 0-3 0-0 0; Corey Godzinski 1-1 0-0 2; Terry Martin 1-1 2-3 4. Totals 19-54 15-25 59.
3-point goals-Appalachian State 4 (Abraham 2; Booth 1; Sims 1). Wofford 3 (Salters 2; Rundles 1).
Halftime - Wofford 33, Appalachian State 18.

2011

Chattanooga, Tenn.

First Round, March 4, 2011

UNCG 71, Davidson 64
Appalachian State 65, Georgia Southern 57
Furman 61, Samford 48
Elon 85, The Citadel 74

Quarterfinals, March 5, 2011

Western Carolina 77, UNCG 66
Wofford 69, Appalachian State 56
Furman 61, Chattanooga 52
College of Charleston 78, Elon 60

Semifinals, March 6, 2011

Wofford 86, Western Carolina 72
College of Charleston 63, Furman 58

Championship, March 7, 2011

Wofford 77, College of Charleston 67
WOFFORD - Tim Johnson 4-5 1-1 9; Noah Dahlman 7-15 6-6 20; Cameron Rundles 6-12 6-7 21; Jamar Diggs 6-13 5-6 17; Brad Loesing 2-3 0-0 4; Nathan Parker 0-4 2-2 2; Kevin Giltner 1-0 0-0 0; Drew Crowell 0-0 0-0 0; Terry Martin 1-3 2-2 4. Totals 26-56 22-24 77.
COLLEGE OF CHARLESTON - Antwaine Wiggins 3-9 6-8 12; Trent Wiedeman 1-1 4-6 6; Willis Hall 1-3 0-0 2; Donovan Monroe 8-18 1-2 19; Andrew Goudelock 9-20 3-4 25; Andrew Lawrence 1-3 0-0 3; James Carlton 0-1 0-0 1; Jordan Scott 0-0 0-0 0. Totals 23-55 13-20 67.
3-point goals- Wofford 3 (Rundles 3). College of Charleston 8 (Goudelock 4; Monroe 3; Lawrence 1).
Halftime - College of Charleston 32, Wofford 28.



Davidson won three straight SoCon Tournaments from 2006-08.

1923

K.P. Gatchell, Mississippi State
H.G. Perkins, Mississippi State
Bill Redd, Chattanooga
Baby Roane, Georgia Tech
Consuello Smith, Mercer

1924

Cartwright Carmichael, North Carolina
Slim Carter, Alabama
Eddie Gurr, Georgia
Monk McDonald, North Carolina
K.P. Gatchell, Mississippi State

1925

Jack Cobb, North Carolina
Ellis Henican, Tulane
Howard Holland, Virginia
Billie Izard, Mississippi State
Henry Lind, Tulane
Edward Morgan, Tulane
Charles Wiehrs, Georgia

1926**First Team**

Jack Cobb, North Carolina
Bunn Hackney, North Carolina
Earl Johnson, Mississippi
Artie Newcombe, North Carolina
H.L. Stone, Mississippi State

Second Team

William Dodderer, North Carolina
George Florence, Georgia
Nick George, Georgia Tech
Paul Jenkins, Kentucky
Nolan Richardson, Georgia

1927**First Team**

Paul Dear, Virginia Tech
Walter Forbes, Georgia
George Keen, Georgia
John McCall, Vanderbilt
James Stuart, Vanderbilt

Second Team

Heinie Fair, South Carolina
George Florence, Georgia
Bunn Hackney, North Carolina
Cecil Jamison, Georgia Tech
John Purser, North Carolina

1929

Joe Croson, Duke
Frank Goodwin, North Carolina State
L.F. Haar, North Carolina State
Dewitt Laird, Mississippi
Louis McGinnis, Kentucky
Henry Palmer, Georgia
Robert Selby, Mississippi
R.S. Warren, North Carolina State
Bill Werber, Duke
Henry Young, North Carolina State

1930**First Team**

Maurice Corbitt, Tennessee
Harry Councilor, Duke
Lindy Hood, Alabama
Paul McBrayer, Kentucky
Bill Werber, Duke

Second Team

Joe Croson, Duke
Bobby Dodd, Tennessee
Bill Laney, Alabama
Sandford Sanford, Georgia
Earl Smith, Alabama

1931**First Team**

Louis Berger, Maryland
Louis McGinnis, Kentucky
Edward Ronkin, Maryland
Carey Spicer, Kentucky
George Yates, Kentucky

Second Team

Jake Bronston, Kentucky
Joe Croson, Duke
Mel Emmelhainz, Florida
George Garrison, Louisiana State
Tommy Reeder, Georgia

1932**First Team**

Tom Alexander, North Carolina
T.W. Lumpkin, Auburn
Bill Strickland, Georgia
Virgil Weathers, North Carolina
Leroy Young, Georgia

Second Team

Louis Berger, Maryland
Wilmer Hines, North Carolina
Forrest Sale, Kentucky
Vernon Smith, Georgia
James Thompson, Duke

1933**First Team**

Gilbert Clark, North Carolina State
Earl Hall, Virginia Tech
James Thompson, Duke
Bennie Tompkins, South Carolina
Freddie Tompkins, South Carolina

Second Team

Dana Henderson, South Carolina
Wilmer Hines, North Carolina
Herbert Thompson, Duke
Rufus Vincent, Maryland
Virgil Weathers, North Carolina

1934

Stewart Aitken, North Carolina
Bill Downey, VMI
Jason Glace, North Carolina
Jim McCachren, North Carolina
Ray Rex, North Carolina State
Joe Sawyers, Washington & Lee
Charles Smith, Washington & Lee
Herb Thompson, Duke
Jim Thompson, Duke
Virgil Weathers, North Carolina

1935**First Team**

Stewart Aitken, North Carolina
Ivan Glace, North Carolina
Norman Iler, Washington & Lee
Jim McCachren, North Carolina
Joe Pette, Washington & Lee

Second Team

William Downey, VMI
Robert Fielk, Washington & Lee
Melvin Nelson, North Carolina
Ray Rex, North Carolina State
Charles Smith, Washington & Lee
Alex Swails, Clemson

1936**First Team**

Bernie Buscher, Maryland
Norman Iler, Washington & Lee
Jim McCachren, North Carolina
Joe Pette, Washington & Lee
Bob Spessard, Washington & Lee

Second Team

Andy Bershak, North Carolina
Tom Brown, Clemson
Earl Carson, Washington & Lee
Earl Ruth, North Carolina
Vic Willis, Maryland

1937**First Team**

Earl Carson, Washington & Lee
Norman Iler, Washington & Lee
Earl Ruth, North Carolina
Bob Spessard, Washington & Lee
Jim Waller, Wake Forest

Second Team

Andy Bershak, North Carolina
Connie Mac Berry, North Carolina State
Bill Mann, North Carolina State
Ken Podger, Duke
Ramsay Potts, North Carolina

1938**First Team**

Earl Carson, Washington & Lee
Ed Kitchens, Clemson
George Knepley, Maryland
Banks McFadden, Clemson
Bob Spessard, Washington & Lee

Second Team

Russ Bergman, Duke
Fred Edwards, Duke
Connie Mac Berry, North Carolina State
Earl Ruth, North Carolina
Waverly Wheeler, Maryland

1939**First Team**

George Dewitt, Maryland
Eddie Johnson, Maryland
George Knepley, Maryland
Banks McFadden, Clemson
Ed Swindell, Duke

Second Team

Russ Bergman, Duke
Jack Bryce, Clemson
Bill Mann, North Carolina State
Jim Rennie, North Carolina State
Jim Waller, Wake Forest

1940**First Team**

George DeWitt, Maryland
George Glamack, North Carolina
Banks McFadden, Clemson
Bill Mock, Duke
Bill Sweel, Wake Forest

Second Team

Clyde Allen, Duke
Jake Burrows, The Citadel
Herb Cline, Wake Forest
Jimmy Howard, North Carolina
Glenn Price, Duke

1941**First Team**

Chuck Holley, Duke
Bob Rose, North Carolina
Emil Sotnyk, VMI
Cy Valasek, Duke
Pres Westmoreland, South Carolina

Second Team

Bob Foster, VMI
George Glamack, North Carolina
Lanny Lofdahl, South Carolina
Ray Spuhler, Duke
Ed Stumpf, VMI

1942**First Team**

Herb Cline, Wake Forest
Glenn Knox, William & Mary
Bones McKinney, North Carolina State
Ray Spuhler, Duke
Al Vandeweghe, William & Mary

Second Team

Cedric Loftis, Duke
Bernie Mock, North Carolina State
Jack Tabscott, North Carolina State
Pres Westmoreland, South Carolina
Matt Zunic, George Washington

1943**First Team**

Bob Gantt, Duke
John Konizewski, George Washington
Cedric Loftis, Duke
Tommy Peters, Davidson
John Seward, Duke

Second Team

Gordon Carver, Duke
Joe Gallagher, George Washington
Jim Rausch, George Washington
John Shumate, The Citadel
Emil Sotnyk, George Washington

1944**First Team**

Boyce Box, North Carolina
Gordon Carver, Duke
Danny Frederick, Virginia Tech
Bernie Mock, North Carolina
Bill Wright, Duke

Second Team

Harry Bushkar, Virginia Tech
John Dewell, North Carolina
Jack Fitch, North Carolina
Harry Harner, Duke
Jim Lowry, Davidson

1945**First Team**

Manny Alvarez, North Carolina
Dan Buckley, Duke
Gordon Carver, Duke
Jim Jordan, North Carolina
Charles Sokol, South Carolina

Second Team

John Dillon, North Carolina
Jack Flynn, Maryland
Ed Koffenberger, Duke
Stan Magdziak, William & Mary
Bob Paxton, North Carolina

1946**First Team**

Harry Bushkar, Virginia Tech
Ed Loffenberger, Duke
John Seward, Duke
Dick Whiting, Duke
Abner Williams, Wake Forest

Second Team

John Dillon, North Carolina
Joe Hinerman, Wake Forest
Jim Jordan, North Carolina
Bones McKinney, North Carolina
Deran Walters, Wake Forest

1947**First Team**

Al Adams, South Carolina
Dick Dickey, North Carolina State
Pete Negley, North Carolina State
Bob Paxton, North Carolina
Jim White, North Carolina

Second Team

Ed Bartels, North Carolina State
Bill Cantwell, George Washington
Jim Hamilton, North Carolina
Leo Katkavek, North Carolina State
Barney Kreisberg, George Washington

1948**First Team**

Ed Bartels, North Carolina State
Jere Bunting, William & Mary
Leo Katkavek, North Carolina State
Bob Paxton, North Carolina
Corren Youmans, Duke

ALL-TOURNAMENT TEAMS

PREPARING STUDENT-ATHLETES FOR LIFE'S CHALLENGES SINCE 1921



Second Team

Warren Cartier, North Carolina State
Buddy Cheek, Davidson
Dick Dickey, North Carolina State
Paul Horvath, North Carolina State
Tommy Hughes, Duke

1950

First Team

Dick Dickey, North Carolina State
Ed McMillan, William & Mary
Stan Najewy, Wake Forest
Sam Ranzino, North Carolina State
Corren Youmans, Duke

Second Team

Dayton Allen, Duke
Vic Bubas, North Carolina State
Bill Fleming, Duke
Paul Horvath, North Carolina State
Jack Mueller, Wake Forest

1951

Dick Dickey, North Carolina State
Dick Groat, Duke
Ed McMillan, William & Mary
Stan Najewy, Wake Forest
Corren Youmans, Duke

1952

First Team

Eddie Becker, West Virginia
Dick Groat, Duke
Frank Selvy, Furman
Bobby Speight, North Carolina State
Mark Workman, West Virginia

Second Team

Bill Chambers, William & Mary
Nield Gordon, Furman
Bernie Janicki, Duke
Johnny Snee, Clemson
Lee Terrill, North Carolina State

1953

First Team

Nield Gordon, Furman
Dickie Hemic, Wake Forest
Frank Selvy, Furman
Gene Shue, Maryland
Mel Thompson, North Carolina State

Second Team

Eddie Becker, West Virginia
Billy Lyles, Wake Forest
Jim Sottile, West Virginia
Bobby Speight, North Carolina State
Jack Williams, Wake Forest

1954

Walter Devlin, George Washington
Ralph Holmes, West Virginia
Joe Holup, George Washington
Warren Mills, Richmond
Frank Selvy, Furman

1955

Walter Devlin, George Washington
Joe Holup, George Washington
Rod Hundley, West Virginia
Walt Lysaght, Richmond
Warren Mills, Richmond

1956

Darrell Floyd, Furman
Dom Flora, Washington & Lee
Ed Harrison, Richmond
Rod Hundley, West Virginia
Walt Lysaght, Richmond

1957

Dom Flora, Washington & Lee
Rod Hundley, West Virginia
Lee Marshall, Washington & Lee
Warren Mitchell, Richmond
Lloyd Sharrar, West Virginia

1958

First Team

Jeff Cohen, William & Mary
Roy Lange, William & Mary
Bob Smith, West Virginia
Bill Telasky, George Washington
Jerry West, West Virginia

Second Team

Tom Booker, Richmond
Howard McDonald, George Washington
Lloyd Sharrar, West Virginia
Don Vincent, West Virginia
Dick Wright, Furman

1959

First Team

Jeff Cohen, William & Mary
Roy Lange, William & Mary
Art Musselman, The Citadel
Lee Patrone, West Virginia
Jerry West, West Virginia

Second Team

Ray Graves, The Citadel
Gene Guarilia, George Washington
Howard McDonald, George Washington
Byron Pinson, Furman
Chris Smith, Virginia Tech

1960

First Team

Jeff Cohen, William & Mary
Lewis Mills, Virginia Tech
Lee Patrone, West Virginia
Chris Smith, Virginia Tech
Jerry West, West Virginia

Second Team

Willie Akers, West Virginia
Jeff Feldman, George Washington
Norm Halberstadt, VMI
Bucky Keller, Virginia Tech
Jim Warren, West Virginia

1961

First Team

Jeff Cohen, William & Mary
Gary Daniels, The Citadel
Jon Feldman, George Washington
Dick Markowitz, George Washington
Lee Patrone, West Virginia

Second Team

Don Ardell, George Washington
Roger Bergey, William & Mary
Dick Jones, The Citadel
Chris Smith, Virginia Tech
Jerry Smith, Furman

1962

First Team

Norm Halberstadt, VMI
Bucky Keller, Virginia Tech
Howard Pardue, Virginia Tech
Rod Thorn, West Virginia
Kenny Ward, West Virginia

Second Team

Gary Daniels, The Citadel
Jon Feldman, George Washington
Gerald Glur, Furman
Tom Lowry, West Virginia
Don Weir, West Virginia

1963

First Team

Fred Hetzel, Davidson
Bill Jarman, Davidson
Howard Pardue, Virginia Tech
Jerry Smith, Furman
Rod Thorn, West Virginia



Duke's Dick Groat earned all-tournament honors in 1951 and 1952.

Second Team

Frank Alvis, Virginia Tech
Bob Harris, William & Mary
Tom Lowry, West Virginia
Jim McCormick, West Virginia
Barry Teague, Davidson

1964

First Team

Joe Adamitis, George Washington
Bill Blair, VMI
Mark Clark, George Washington
Fred Hetzel, Davidson
Charlie Schmaus, VMI

Second Team

Don Davidson, Davidson
Ric Duques, George Washington
Joe Kruszewski, VMI
Tom Lowry, West Virginia
Leroy Peacock, Furman

1965

First Team

Bob Camp, West Virginia
Fred Hetzel, Davidson
John Leshner, West Virginia
Martin Morris, William & Mary
Walter Wenk, William & Mary

Second Team

Marty Lentz, West Virginia
Ron Perry, Virginia Tech
Ben Pomeroy, William & Mary
John Prosser, VMI
Dick Snyder, Davidson

1966

First Team

Carl Head, West Virginia
Rodney Knowles, Davidson
Charlie Schmaus, VMI
Dick Snyder, Davidson
Ron Williams, West Virginia

Second Team

John Cauacini, West Virginia
Bobby Lane, Davidson
Tim Walter, William & Mary
Spike Welsh, Richmond
Tom Youngdale, Davidson

1967

First Team

Bob Benfield, West Virginia
Carl Head, West Virginia
Wayne Huckel, Davidson
Ron Williams, West Virginia
Johnny Moates, Richmond

Second Team

Doug Bridges, The Citadel
Tom Green, Richmond
Rodney Knowles, Davidson
Ron Panneton, William & Mary
Dave Reaser, West Virginia

1968

First Team

Carey Bailey, West Virginia
Dick Esleeck, Furman
Kenny Foster, Richmond
Mike Maloy, Davidson
Ron Williams, West Virginia

Second Team

Doug Cook, Davidson
Wayne Huckel, Davidson
Bob Hummell, West Virginia
Jerry Kroll, Davidson
Dave Moser, Davidson

1969

First Team

Doug Cook, Davidson
Jerry Kroll, Davidson
Mike Maloy, Davidson
Jim Modlin, East Carolina
Harold Rhyne, George Washington

Second Team

Joe Brunson, Furman
Wilton Ford, Richmond
Jim Gregory, East Carolina
Wayne Huckel, Davidson
Dave Moser, Davidson

1970

First Team

Joe Brunson, Furman
Doug Cook, Davidson
Picot Frazier, Richmond
Jerry Kroll, Davidson
Mike Maloy, Davidson

Second Team

Bryan Adrian, Davidson
Frank Owen, Richmond
Bob Sherwood, William & Mary
Walt Szczerbiak, George Washington
Mike Tallent, George Washington

1971

First Team

Jim Hewitt, Richmond
Don Jackson, Furman
Tom Jasper, William & Mary
Jerry Martin, Furman
Joe Sutter, Davidson

Second Team

Mike Anastasio, Richmond
Bernard Collier, Furman
Ben Ledbetter, The Citadel
Stan Ryfinski, Richmond
Lisco Thomas, Furman

1972

First Team

Jim Fairley, East Carolina
Russ Hunt, Furman
Ernie Pope, East Carolina
Roy Simpson, Furman
Jeff Trammell, William & Mary

Second Team

Stan Davis, Appalachian State
John Falconi, Davidson
Jerry Fisher, William & Mary
Dave Franklin, East Carolina
Don Jackson, Furman

1973

First Team

Greg Dunn, Davidson
Fessor Leonard, Furman
Clyde Mayes, Furman
Tom Pffingst, William & Mary
Roy Simpson, Furman

Second Team

Mike Arizin, William & Mary
Jerry Owens, East Carolina
Mike Sorrentino, Davidson
Aron Stewart, Richmond
Nicky White, East Carolina

1974

First Team

Mike Arizin, William & Mary
Greg Dunn, Davidson
Bob McCurdy, Richmond
Clyde Mayes, Furman
Aron Stewart, Richmond

Second Team

Chuck Cordell, The Citadel
Larry Horowitz, Davidson
Bruce Grimm, Furman
Fessor Leonard, Furman
Ed Kelley, Furman

1975

First Team

Will Bynum, VMI
John Lowenhaupt, William & Mary
Craig Lynch, Furman
Clyde Mayes, Furman
Ron Satterthwaite, William & Mary

Second Team

Robert Geter, East Carolina
Michael Hall, Furman
Larry Hunt, East Carolina
Fessor Leonard, Furman
Bob McCurdy, Richmond

1976

First Team

Jeff Butler, Richmond
Will Bynum, VMI
Ron Carter, VMI
John Krovic, VMI
Ron Satterthwaite, William & Mary

Second Team

Calvin Bowser, Appalachian State
Kevin Eastman, Richmond
Rodney McKeever, The Citadel
Mike Morton, Richmond
Jim Strickland, Furman

1977

First Team

Ron Carter, VMI
John Krovic, VMI
Jonathan Moore, Furman
Dave Montgomery, VMI
Tony Searcy, Appalachian State

Second Team

Walter Anderson, Appalachian State
Will Bynum, VMI
Bruce Grimm, Furman
Mel Hubbard, Appalachian State
Jim Ramsey, East Carolina
Darryl Robinson, Appalachian State

1978

First Team

Rodney Arnold, Furman
Ron Carter, VMI
Bruce Grimm, Furman
Harley Major, Marshall
Jonathan Moore, Furman

Second Team

Al Daniel, Furman
Renaldo Lawrence, Appalachian State
Darryl Robinson, Appalachian State
Bubba Wilson, Western Carolina
Greg Young, Marshall

1979

First Team

Al Daniel, Furman
Renaldo Lawrence, Appalachian State
Jonathan Moore, Furman
Darryl Robinson, Appalachian State
Rick Swing, The Citadel

Second Team

Mel Hubbard, Appalachian State
Randy Nesbit, The Citadel
Charles Payton, Appalachian State
Raymond Person, Western Carolina
Tom Slawson, The Citadel

1980

First Team

Michael Hunt, Furman
Ken Labanowski, Marshall
Troy Lee Mikell, East Tennessee State
Jonathan Moore, Furman
Greg White, Marshall

Second Team

James Campbell, Marshall
Greg Dennis, Western Carolina
John Fitch, Appalachian State
George Washington, Marshall
Ron White, Furman

1981

First Team

Ronnie Carr, Western Carolina
John Fitch, Appalachian State
Nick Morken, Chattanooga
Charles Payton, Appalachian State
Eric Smith, Chattanooga

Second Team

Mel Daniel, Furman
Greg Dennis, Western Carolina
LaVerne Evans, Marshall
James Jones, Chattanooga
Kelvin McMillian, Appalachian State

1982

First Team

Jamie Hall, Davidson
Nick Morken, Chattanooga
Andre Motley, East Tennessee State
Russ Schoene, Chattanooga
Cliff Tribus, Davidson

Second Team

Felipe de las Pozas, The Citadel
Troy Lee Mikell, East Tennessee State
Winfred Reid, East Tennessee State
Stanford Strickland, Chattanooga
Willie White, Chattanooga

1983

First Team

Skip Clark, Chattanooga
Winfred King, East Tennessee State
Troy Lee Mikell, East Tennessee State
Kenny Trimier, Western Carolina
Willie White, Chattanooga

Second Team

Felipe de las Pozas, The Citadel
Noel Gilliard, Furman
Quinton Lytle, Western Carolina
George Singleton, Furman
Regan Truesdale, The Citadel

1984

First Team

Jeff Battle, Marshall
Sam Ervin, Marshall
LaVerne Evans, Marshall
Willie White, Chattanooga
Gerald Wilkins, Chattanooga

Second Team

Glenn Clyburn, Appalachian State
David Lawrence, Appalachian State
George Singleton, Furman
Stanford Strickland, Chattanooga
David Wade, Marshall

1985

First Team

Gay Elmore, VMI
Jeff Guthrie, Marshall
Skip Henderson, Marshall
Regan Truesdale, The Citadel
Gerald Wilkins, Chattanooga

Second Team

Jeff Battle, Marshall
Mike Huffman, VMI
Bruce Morris, Marshall
Darren Sawyer, VMI
Cedric Wins, VMI

1986

First Team

Gerry Born, Davidson
Carliss Jeter, Chattanooga
Derek Rucker, Davidson
Wes Stallings, East Tennessee State
Anothony Tanner, Davidson

Second Team

Calvin Cannady, East Tennessee State
Rod Davis, Appalachian State
Skip Henderson, Marshall
James Hunter, Chattanooga
Clifford Waddy, Western Carolina

1987

First Team

John Castile, Furman
Skip Henderson, Marshall
Jeff Himes, Davidson
Rodney Holden, Marshall
Derek Rucker, Davidson

Second Team

Craig Burgess, The Citadel
Tom Curry, Marshall
Robert Hill, Western Carolina
Dwayne Lewis, Marshall
Floyd Showers, Western Carolina

1988

First Team

Lance Fulse, Chattanooga
Benny Green, Chattanooga
Skip Henderson, Marshall
Damon Williams, VMI
Ramon Williams, VMI

Second Team

Greg Dennis, East Tennessee State
Bobby Gardner, VMI
Rodney Holden, Marshall
Keith Jennings, East Tennessee State
Morris Lyons, Chattanooga

1989

First Team

Greg Dennis, East Tennessee State
Keith Jennings, East Tennessee State
John Taft, Marshall
Calvin Talford, East Tennessee State
Alvin West, East Tennessee State

Second Team

Daren Chandler, Chattanooga
Andre Cunningham, Marshall
Patrick Elmore, The Citadel
Bruce Evans, Furman
Benny Green, Chattanooga
Gery Strickland, Marshall

1990

First Team

Greg Dennis, East Tennessee State
Keith Jennings, East Tennessee State
Broderick Parker, Appalachian State
Kemp Phillips, Appalachian State
Damon Williams, VMI

Second Team

Bruce Evans, Furman
Sam Gibson, Appalachian State
Calvin Talford, East Tennessee State
Alvin West, East Tennessee State
Ramon Williams, VMI

1991

First Team

Terry Boyd, Western Carolina
Rodney English, East Tennessee State
Keith Jennings, East Tennessee State
Derrick Kirce, Chattanooga
Tim Powers, Appalachian State

Second Team

Keith Nelson, Chattanooga
Broderick Parker, Appalachian State
Billy Ross, Appalachian State
Ed Ward, Appalachian State
Alvin West, East Tennessee State

ALL-TOURNAMENT TEAMS

PREPARING STUDENT-ATHLETES FOR LIFE'S CHALLENGES SINCE 1921



1992

First Team

Greg Dennis, East Tennessee State
Rodney English, East Tennessee State
Keith Nelson, Chattanooga
Kelly Sutton, Chattanooga
Calvin Talford, East Tennessee State

Second Team

Terry Boyd, Western Carolina
Tyrone Phillips, Marshall
Billy Ross, Appalachian State
Steve Spurlock, Appalachian State
LeVert Threats, Chattanooga

1993

First Team

Tim Brooks, Chattanooga
Jason Niblett, East Tennessee State
Billy Ross, Appalachian State
Daymond Woods, Chattanooga
Charlton Young, Georgia Southern

Second Team

Tee Jay Jackson, Chattanooga
Janko Narat, Davidson
Eric Palmer, East Tennessee State
Jerry Pelphrey, East Tennessee State
Gary Robb, Chattanooga

1994

First Team

Brandon Born, Chattanooga
Chad Copeland, Chattanooga
Frankie King, Western Carolina
Janko Narat, Davidson
Brandon Williams, Davidson

Second Team

Dante Gay, Georgia Southern
Steve Harris, Furman
Warren Johnson, Georgia Southern
Anquell McCollum, Western Carolina
Roger Smith, Chattanooga

1995

First Team

Brandon Born, Chattanooga
Lonnie Edwards, Georgia Southern
Frankie King, Western Carolina
Anquell McCollum, Western Carolina
Chad McClendon, Appalachian State

Second Team

Emanuel Christophe, Georgia Southern
Pat Henderson, Chattanooga
Geoff Herman, East Tennessee State
Kevin Kullum, Western Carolina
Kareem Livingston, Appalachian State

1996

First Team

Anquell McCollum, Western Carolina
Brandon Williams, Davidson
Junior Braswell, Appalachian State
Jason Williams, Marshall
Quinn Harwood, Davidson

Second Team

Chris Alpert, Davidson
Joel Fleming, Western Carolina
Brent Conley, VMI
Kevin Kullum, Western Carolina
Maurice Spencer, VMI

1997

First Team

John Brannen, Marshall
Johnny Taylor, Chattanooga
Junior Braswell, Appalachian State
Willie Young, Chattanooga
Keith Veney, Marshall

Second Team

Chris Mims, Chattanooga
Sidney Coles, Marshall
Landry Kosmalski, Davidson
Chuck Vincent, Furman
Tige Darner, Appalachian State

1998

First Team

Marshall Phillips, Appalachian State
Ben Ebong, Davidson
Stephen Marshall, Davidson
Kareem Livingston, Appalachian State
Mark Donnelly, Davidson

Second Team

David Phillips, Chattanooga
Ali Ton, Davidson
Tyson Patterson, Appalachian State
Derrick Nix, UNCG
Jamie Jenkins, The Citadel

1999

First Team

Marshall Phillips, Appalachian State
Sedric Webber, College of Charleston
Matt McMahon, Appalachian State
Danny Johnson, College of Charleston
Jody Lumpkin, College of Charleston

Second Team

Tyson Patterson, Appalachian State
Jermel President, College of Charleston
Casey Rogers, Western Carolina
Cedrick Holmes, Appalachian State
Rashun Coleman, Chattanooga

2000

First Team

Leighton Bowie, College of Charleston
Karim Souchu, Furman
Ian Chadwick, Wofford
Jody Lumpkin, College of Charleston
Tyson Patterson, Appalachian State

Second Team

Starzee Walker, Wofford
Stanislav Makshantsev, Furman
Landry Kosmalski, Davidson
Rufus Leach, Appalachian State
Shawn Alexander, Appalachian State

2001

First Team

Toot Young, Chattanooga
Courtney Eldridge, UNCG
Sean Peterson, Georgia Southern
Dusty Pullian, Chattanooga
David Schuck, UNCG

Second Team

Wayne Bernard, Davidson
Kashien Latham, Georgia Southern
Jody Lumpkin, College of Charleston
Jay Joseph, UNCG
Ian Chadwick, Wofford

2002

First Team

Jeff Bolton, College of Charleston
Chris Pearson, Davidson
Peter Anderer, Davidson
Leighton Bowie, College of Charleston
Anthony Thomas, Furman

Second Team

Courtney Eldridge, UNCG
Guilherme Da Luz, Furman
James Maye, UNCG
Emeka Erega, Davidson
Kenny Zeigler, Furman

2003

First Team

Tim Smith, East Tennessee State
Radee Skipworth, VMI
Ashley Champion, Chattanooga
Jason Rogan, Chattanooga
Zakee Wadood, East Tennessee State

Second Team

Mike Benton, College of Charleston
Shawn Hall, Appalachian State
Julius Jenkins, Georgia Southern
Tim Parker, Chattanooga
Jerald Fields, East Tennessee State

2004

First Team

Tim Smith, East Tennessee State
Ashley Champion, Chattanooga
Alphonso Pugh, Chattanooga
Jerald Fields, East Tennessee State
Zakee Wadood, East Tennessee State

Second Team

Maleye Ndoye, Furman
Elton Nesbitt, Georgia Southern
Travis Strong, East Tennessee State
Chris Brown, Chattanooga
Thomas Mobley, College of Charleston

2005

First Team

Mindaugas Katelynas, Chattanooga
Tim Smith, East Tennessee State
Kyle Hines, UNCG
Josh Gross, UNCG
Casey Long, Chattanooga

Second Team

Brendan Winters, Davidson
Alphonso Pugh, Chattanooga
Chris Brown, Chattanooga
Ricky Hickman, UNCG
D.J. Thompson, Appalachian State

2006

First Team

J'Mel Everhart, The Citadel
Kyle Hines, UNCG
D.J. Thompson, Appalachian State
Ian Johnson, Davidson
Matt McKillop, Davidson
Brendan Winters, Davidson

Second Team

Keddrick Mays, Chattanooga
Jeremy Clayton, Appalachian State
Charles Anderson, Chattanooga
Jerice Crouch, Chattanooga
Jermaine Johnson, College of Charleston

2007

First Team

Dontaye Draper, College of Charleston
Stephen Curry, Davidson
Jermaine Johnson, College of Charleston
Donte Minter, Appalachian State
Jason Richards, Davidson

Second Team

Nick Aldridge, Western Carolina
Kyle Hines, UNCG
Demetrius Scott, Appalachian State
Jeremy Clayton, Appalachian State
Josh Jackson, College of Charleston

2008

First Team

Kyle Hines, UNCG
Montell Watson, Elon
Brett James, Elon
Jason Richards, Davidson
Stephen Curry, Davidson

Second Team

Dustin Scott, College of Charleston
Tony White Jr., College of Charleston
Thomas Sander, Davidson
Drew Gibson, Wofford
Ola Atoyebi, Elon

2009

First Team

Stephen Curry, Davidson
Bryan Friday, Samford
Kevin Goffney, Chattanooga
Stephen McDowell, Chattanooga
Tony White, Jr., College of Charleston

Second Team

Nicchaeus Doaks, Chattanooga
Dustin Scott, College of Charleston
Donald Sims, Appalachian State
Andrew Goudelock, College of Charleston
Jeremy Simmons, College of Charleston
Ola Atoyebi, Elon

2010

First Team

Kellen Brand, Appalachian State
Donald Sims, Appalachian State
Andrew Goudelock, Coll. of Charleston
Noah Dahlman, Wofford
Jamar Diggs, Wofford

Second Team

Tony White, Jr., College of Charleston
Ben Stywall, UNCG
Harouna Mutombo, Western Carolina
Tim Johnson, Wofford
Cameron Rundles, Wofford

2011

First Team

Andrew Goudelock, College of Charleston
Donavan Monroe, College of Charleston
Noah Dahlman, Wofford
Jamar Diggs, Wofford
Cameron Rundles, Wofford

Second Team

Trent Wiedeman, College of Charleston
Jordan Miller, Furman
Amu Saaka, Furman
Harouna Mutombo, Western Carolina
Mike Williams, Western Carolina



Amu Saaka led Furman to a pair of wins at the 2011 SoCon Tournament, earning a spot on the All-Tournament second team.

Individual

Game

Scoring – 55, Skip Henderson (Marshall) vs. The Citadel, March 4, 1988
Field Goals Made – 20, Skip Henderson (Marshall) vs. The Citadel, March 4, 1988
Field Goal Attempts – 38, Darrell Floyd (Furman) vs. Virginia Tech, March 1, 1956
3-Point Field Goals Made – 9, Skip Henderson (Marshall) vs. The Citadel, March 4, 1988
3-Point Field Goal Attempts – 14, Shawn Hall (Appalachian State) vs. College of Charleston, Feb. 28, 2002; Skip Henderson (Marshall) vs. The Citadel, March 4, 1988
Free Throws Made – 19, Greg Dennis (Western Carolina) vs. Appalachian State Feb. 23, 1980
Free Throw Attempts – 22, Joe Holup (George Washington) vs. West Virginia, March 5, 1954
Rebounds – 28, Chris Smith (Virginia Tech) vs. George Washington Feb. 26, 1960
Assists – 13, Richard Little (VMI) vs. Chattanooga, March 7, 2003
Blocked Shots – 6, Omar Roland (Marshall) vs. Furman, March 4, 1990; Lewis Preston (VMI) vs. Furman March 4, 1993; Ricky Nedd (Appalachian State) vs. East Tennessee State, March 5, 1993
Steals – 8, Trazell Silvers (East Tennessee State) vs. Appalachian State, March 5, 1993

Tournament

Scoring – 109, John Taft (Marshall), 1989
Field Goals Made – 40, John Taft (Marshall), 1989
Field Goal Attempts – 65, Tim Smith (East Tennessee State), 2004
3-Point Field Goals Made – 15, Keith Veney (Marshall), 1997; Stephen McDowell (Chattanooga), 2009
3-Point Field Goal Attempts – 32, Stephen Curry (Davidson), 2007
Free Throws Made – 40, Jeff Cohen (William & Mary), 1961
Free Throw Attempts – 54, Jeff Cohen (William & Mary), 1961
Rebounds – 70, Chris Smith (Virginia Tech), 1960
Assists – 26, Keith Jennings (East Tennessee State), 1990
Blocked Shots – 11, Zakee Wadood (East Tennessee State), 2003
Steals – 12, Derek Rucker (Davidson), 1986; D.J. Thompson (Appalachian State), 2005

Top Scoring Games

1. 55 Skip Henderson, Marshall vs. The Citadel.....March 4, 1988
2. 45 Jon Feldman, George Washington vs. William & MaryMarch 4, 1961
3. 43 Darrell Floyd, Furman vs. Virginia Tech.....March 1, 1956
- 43 Stephen Curry, Davidson vs. Appalachian State.....March 7, 2009
5. 42 Rod Hundley, West Virginia vs. Furman.....March 2, 1956
- 42 Terry Boyd, Western Carolina vs. ChattanoogaMarch 1, 1991
7. 41 Walter Devlin, George Washington vs. RichmondMarch 6, 1954
- 41 Fred Hetzel, Davidson vs. VMI.....Feb. 28, 1964
- 41 Frankie King, Western Carolina vs. Davidson.....March 5, 1994
10. 40 Joe Holup, George Washington vs. West Virginia.....March 5, 1954
- 40 Anquell McCollum, Western Carolina vs. VMIMarch 2, 1996

Top Scoring Championship Games

1. 45 Jon Feldman, George Washington vs. William & MaryMarch 4, 1961
2. 41 Walter Devlin, George Washington vs. RichmondMarch 6, 1954
3. 38 Jeff Cohen, William & Mary vs. George WashingtonMarch 4, 1961
4. 38 LaVerne Evans, Marshall vs. ChattanoogaMarch 4, 1984
5. 36 Roy Simpson, Furman vs. East CarolinaMarch 4, 1972
6. 36 John Taft, Marshall vs. East Tennessee StateMarch 5, 1989
7. 31 Sam Ranzino, North Carolina State vs. DukeMarch 3, 1950
8. 31 Al Daniel, Furman vs. Appalachian StateMarch 4, 1979
9. 31 Keith Jennings, East Tennessee State vs. Appalachian State ..March 3, 1991
10. 30 Rod Hundley, West Virginia vs. George WashingtonMarch 5, 1955

Team

Game

Scoring – 126, Furman vs. VMI, March 2, 1972
Field Goals Made – 49, West Virginia vs. William & Mary, Feb. 26, 1960; Furman vs. VMI, March 2, 1972
Field Goal Attempts – 93, West Virginia vs. William & Mary, Feb. 26, 1960
3-Point Field Goals Made – 17, VMI vs. Western Carolina, March 2, 1996
3-Point Field Goal Attempts – 43, VMI vs. Western Carolina, March 2, 1996
Free Throws Made – 37, Furman vs. The Citadel, March 3, 1979; Marshall vs. Chattanooga, March 4, 1984
Free Throw Attempts – 55, West Virginia vs. George Washington, March 2, 1962
Rebounds – 69, Davidson vs. VMI, Feb. 28, 1963
Fewest Points Allowed – 33, VMI vs. Richmond, March 4, 1976
Fewest Field Goals Allowed – 10, Elon vs. Furman, March 7, 2008
Fewest Free Throws Allowed – 0, Appalachian State vs. East Carolina, Feb. 28, 1976
Assists – 29, Marshall vs. The Citadel, Feb. 23, 1980
Blocked Shots – 10, East Tennessee State vs. The Citadel, March 6, 1992; Appalachian State vs. Georgia Southern, March 4, 1994
Steals – 17, Marshall vs. Davidson, March 1, 1985; Chattanooga vs. VMI, March 6, 1992

Tournament

Points – 304, East Tennessee State, 1991
Field Goals Made – 116, West Virginia, 1960
Field Goal Attempts – 234, College of Charleston, 2009
3-Point Field Goals Made – 32, Chattanooga, 2009; College of Charleston, 2009
3-Point Field Goal Attempts – 95, College of Charleston, 2009
Free Throws Made – 92, Davidson, 1969
Free Throw Attempts – 120, West Virginia, 1962
Rebounds – 168, College of Charleston, 2009
Fewest Points Allowed – 150, Davidson, 2008
Fewest Field Goals Allowed – 51, Davidson, 2008
Fewest Free Throws Allowed – 16, VMI, 1976
Assists – 64, East Tennessee State, 1991; Appalachian State, 1995
Blocked Shots – 23, East Tennessee State, 2004
Steals – 32, Marshall, 1984



Marshall's Skip Henderson scored a tournament-record 55 points against The Citadel in 1988.

Consensus All-Americans

Davidson (4)

1963-64 – Fred Hetzel (2nd); 1964-65 – Fred Hetzel (1st); 1965-66 – Dick Snyder (2nd); 1968-69 – Mike Maloy (2nd); 2008-09 – Stephen Curry (1st)

Duke (2)

1946-47 – Ed Koffensberger (2nd); 1950-51 – Dick Groat (2nd); 1951-52 – Dick Groat (1st)

Furman (2)

1952-53 – Frank Selvy (2nd); 1953-54 – Frank Selvy (1st); 1954-55 – Darrell Floyd (2nd); 1955-56 – Darrell Floyd (2nd)

East Tennessee State (1)

1990-91 – Keith Jennings (2nd)

Kentucky (1)

1931-32 – Forest Sale (1st); 1932-33 – Forest Sale (1st)

Maryland (1)

1931-32 – Louis Berger (1st)

North Carolina (2)


1939-40 – George Glamack (1st); 1940-41 – George Glamack (1st); 1945-46 – John Dillon (2nd)

North Carolina State (2)

1947-48 – Dick Dickey (2nd); 1950-51 – Sam Ranzino (1st)

West Virginia (3)

1951-52 – Mark Workman (2nd); 1955-56 – Rod Hundley (2nd); 1956-57 – Rod Hundley (1st); 1958-59 – Jerry West (1st); 1959-60 – Jerry West (1st); 1961-62 – Rod Thorn (2nd)



Davidson's Mike Maloy was a second-team All-American in 1968-69.

Associated Press All-Americans (since 1953-54 season)

College of Charleston (1)

2010-11 – Andrew Goudelock (HM)

Davidson (5)

1963-64 – Fred Hetzel (2nd); 1964-65 – Fred Hetzel (1st); 1965-66 – Dick Snyder (2nd); 1968-69 – Mike Maloy (2nd); 2004-05 – Brendan Winters (HM); 2007-08 – Stephen Curry (2nd); 2008-09 – Stephen Curry (1st)

East Tennessee State (1)

1990-91 – Keith Jennings (3rd)

Georgia Southern (1)

2005-06 – Elton Nesbitt (HM)

Furman (3)

1953-54 – Frank Selvy (1st); 1954-55 – Darrell Floyd (2nd); 1955-56 – Darrell Floyd (1st); 1974-75 – Clyde Mayes (3rd)

UNCG (1)

2006-07 – Kyle Hines (HM)

West Virginia (3)

1955-56 – Rod Hundley (2nd); 1956-57 – Rod Hundley (1st); 1957-58 – Jerry West (3rd); 1958-59 – Jerry West (1st); 1959-60 – Jerry West (1st); 1961-62 – Rod Thorn (2nd)

USBWA All-Americans (since 1956-57)

Davidson (3)

1964-65 – Fred Hetzel; 1965-66 – Dick Snyder; 1968-69 – Mike Maloy

East Tennessee State (1)

1990-91 – Keith Jennings

West Virginia (2)

1956-57 – Rod Hundley; 1958-59 – Jerry West; 1959-60 – Jerry West; 1962-63 – Rod Thorn

UPI All-Americans (since 1953-54 season)

Davidson (2)

1963-64 – Fred Hetzel (2nd); 1964-65 – Fred Hetzel (3rd); 1965-66 – Dick Snyder (2nd)

Furman (2)

1953-54 – Frank Selvy (1st); 1954-55 – Darrell Floyd (2nd)

West Virginia (2)

1955-56 – Rod Hundley (2nd); 1956-57 – Rod Hundley (1st); 1957-58 – Jerry West (3rd); 1958-59 – Jerry West (1st); 1959-60 – Jerry West (1st)

Wooden All-Americans

Davidson (1)

2007-08 – Stephen Curry (2nd)

Academic All-Americans

College of Charleston (1)

1999-00 – Jody Lumpkin (1st); 2000-01 – Jody Lumpkin (1st)



Furman forward Clyde Mayes earned third-team Associated Press All-American honors in 1974-75.

Davidson (4)

1965-66 – Dick Snyder (3rd); 1970 – Duncan Postma (3rd); 1980-81 – Cliff Tribus (3rd); 1986-87 – Derek Rucker (2nd); 1987-88 – Derek Rucker (1st)

Elon (1)

2006-07 – Chris Chalko (3rd)

Furman (1)

1992-93 – Derek Waugh (3rd)

UNCG (1)

1999-00 – Nathan Jameson (3rd); 2000-01 – Nathan Jameson (1st)

VMI (2)

1979-80 – Andy Kolesar (1st); 1980-81 – Andy Kolesar (1st); 1995-96 – Bobby Prince (3rd)

Western Carolina (2)

1979-80 – Greg Dennis (2nd); 1981-82 – Greg Dennis (2nd); 1985-86 – Richard Rogers (3rd)

NCAA Postgraduate Scholarship Winners

Davidson (2)

1968-69 – Wayne Huckel; 1982-83 – Cliff Tribus

VMI (5)

1968-69 – Johnny Mitchell; 1970-71 – Jan Essenburg; 1976-77 – Will Bynum; 1980-81 – Andy Kolesar; 1986-87 – Gay Elmore

Western Carolina (2)

1981-82 – Greg Dennis; 1986-87 – Richard Rogers

Frances Pomeroy Naismith Award

East Tennessee State (1)

1990-91 – Keith Jennings

Chattanooga (4)

Johnny Taylor, Orlando (1998), Denver (1999)
 Russ Schoene, Philadelphia (1983), Indiana (1983), Seattle (1987-89)
 Willie White, Denver (1985-86)
 Gerald Wilkins, New York (1986-92), Cleveland (1993-94); Vancouver (1996);
 Orlando (1997-98)

College of Charleston (1)

Andrew Goudelock, L.A. Lakers (2011-present)

Davidson (5)

Fred Hetzel, San Francisco (1966-68), Milwaukee (1969), Chicago (1969),
 Philadelphia (1970), Los Angeles (1971)
 Rodney Knowles, Phoenix (1969)
 Dick Snyder, St. Louis (1967-68), Phoenix (1969-70), Seattle (1970-74, '79),
 Cleveland (1975-78)
 Brandon Williams, Golden State (1998), San Antonio (1999), Atlanta (2003)
 Stephen Curry, Golden State (2009-present)

Duke (2)

Robert Gantt, Washington (1947)
 Dick Groat, (Fort Wayne 1953)

East Tennessee State (1)

Keith Jennings, Golden State (1992-95), Denver (1996-97)

Furman (2)

Clyde Mayes, Milwaukee (1976), Indiana (1977), Buffalo (1977)
 Frank Selvy, Baltimore (1955), Milwaukee (1955), St. Louis (1956, '58),
 Minneapolis (1958, '60), New York (1959), Syracuse (1960), Los Angeles
 (1961-64)

George Washington (4)

Walter Devlin, Fort Wayne (1956-57), Minneapolis (1958)
 Gene Guarilia, Boston (1960-63)
 Joe Holup, Syracuse (1957-58), Detroit (1958-59)
 Matthew Zunic, Washington (1949)

Maryland (1)

Gene Shue, Philadelphia (1955), New York (1955-56, '63), Fort Wayne
 (1957), Detroit (1958-62), Baltimore (1964)



West Virginia's Jerry West played for the Los Angeles Lakers from 1961-74. His silhouette was the model for the universally recognized NBA logo.

North Carolina (6)

Hooks Dillon, Washington (1950)
 George Glamack, Indianapolis (1950)
 Harry Miller, Toronto (1947)
 William Miller, Chicago (1949), St. Louis (1949)
 *Bones McKinney, Washington (1947-51), Boston (1951-52)
 *also played at North Carolina State
 Fred Nagy, Indianapolis (1949)

North Carolina State (6)

Eddie Bartels, Denver (1950), New York (1950), Washington (1951)
 Dick Dickey, Boston (1952)
 Bob Hahn, Chicago (1950)
 Leo Katkavek, Washington (1949-50), Baltimore (1950)
 Sam Ranzino, Rochester (1952)

South Carolina (1)

Jim Slaughter, Baltimore (1952)

VMI (1)

Ron Carter, Los Angeles (1979), Indiana (1980)

Virginia Tech (1)

John Wetzel, Los Angeles (1968), Phoenix (1971-72, '76), Atlanta (1973-75)

Wake Forest (1)

Dickie Hemric, Boston (1956-57)

West Virginia (5)

Rod Hundley, Minneapolis (1958-60), Los Angeles (1961-63)
 Robert Smith, Minneapolis (1960), Los Angeles (1962)
 Rod Thorn, Baltimore (1964), Detroit (1965-66), St. Louis (1966-67), Seattle
 (1968-71)
 Jerry West, Los Angeles (1961-74)
 Ron Williams, San Francisco (1969-71), Golden State (1972-73), Milwaukee
 (1974-75), Los Angeles (1976)

Western Carolina (3)

Bubba Wilson, Golden State (1980)
 Frankie King, Los Angeles Lakers (1995-96), Philadelphia (1996-97)
 Kevin Martin, Sacramento (2004-2009), Houston (2009-present)

William & Mary (2)

Andrew Duncan, Rochester (1949-50), Boston (1951)
 Ben Goldfaden, Washington (1947)



Former Western Carolina standout Kevin Martin, now with the Houston Rockets, has averaged more than 20 points per game in each of the past five seasons.

SOCON NBA DRAFT PICKS

PREPARING STUDENT-ATHLETES FOR LIFE'S CHALLENGES SINCE 1921



Year	Rd.	Player	School	Team	Year	Rd.	Player	School	Team
1977	8	Tony Searcy	Appalachian State	Golden State	1951	4	Paul Horvath	North Carolina State	Syracuse
1979	4	Darryl Robinson	Appalachian State	Portland	1951	8	Hugo Kappler	North Carolina State	Boston
1979	8	Renaldo Lawrence	Appalachian State	San Diego	1952		Lee Terrill	North Carolina State	Fort Wayne
1984	8	Dale Roberts	Appalachian State	Detroit	1953		Bob Speight	North Carolina State	Baltimore
					1953		Bob Goss	North Carolina State	Rochester
1977	6	Wayne Golden	Chattanooga	New Orleans	1954	4	Mel Thompson	North Carolina State	Fort Wayne
1982	2	Russ Schoene	Chattanooga	Philadelphia					
1984	2	Willie White	Chattanooga	Denver	1967	13	John Moates	Richmond	Cincinnati
1985	2	Gerald Wilkins	Chattanooga	New York Knicks	1974	6	Aron Stewart	Richmond	Cleveland
1997	1	Johnny Taylor	Chattanooga	Orlando	1975	8	Bob McCurdy	Richmond	Milwaukee
					1962	5	Gary Daniels	The Citadel	Boston
1952		John Snee	Clemson	Milwaukee	1979	4	Rick Swing	The Citadel	Cleveland
2011	2	Andrew Goudelock	College of Charleston	L.A. Lakers	1961	2	Chris Smith	Virginia Tech	Syracuse
1965	1	Fred Hetzel	Davidson	San Francisco					
1965	5	Don Davidson	Davidson	Boston	1966	4	Charles Schmaus	VMI	St. Louis
1966	2	Dick Snyder	Davidson	St. Louis	1977	2	Ron Carter	VMI	Los Angeles Lakers
1968	6	Rodney Knowles	Davidson	Phoenix	1987	6	Gay Elmore	VMI	Milwaukee
1968	14	Tom Youngdale	Davidson	Phoenix					
1968	16	Wayne Huckel	Davidson	Phoenix	1955	2	Dick Hemric	Wake Forest	Boston
1970	2	Doug Cook	Davidson	Cincinnati					
1970	6	Jerry Kroll	Davidson	Los Angeles Lakers	1952		Jay Handlan	Washington & Lee	Indianapolis
1970	10	Mike Maloy	Davidson	Boston	1957	5	Lee Marshall	Washington & Lee	New York Knicks
1972	5	Bryan Adrian	Davidson	Boston	1958	4	Don Flora	Washington & Lee	Boston
1979	3	John Gerdy	Davidson	New Jersey					
1981	8	Todd Haynes	Davidson	San Diego	1952	1	Mark Workman	West Virginia	Milwaukee
1983	8	Cliff Tribus	Davidson	Denver	1953		Jim Scottie	West Virginia	Rochester
2009	1	Stephen Curry	Davidson	Golden State	1957	1	Rod Hundley	West Virginia	Cincinnati
					1959	3	Bob Smith	West Virginia	Minneapolis
1947		Ed Koffenberger	Duke	Philadelphia	1960	1	Jerry West	West Virginia	Minneapolis
1952	1	Dick Groat	Duke	Fort Wayne	1961	6	Lee Patrone	West Virginia	Detroit
1954	3	Rudy D'Emilio	Duke	Philadelphia	1963	1	Rod Thorn	West Virginia	Baltimore
1954	7	Bernie Janicki	Duke	Fort Wayne	1963	6	Jim McCormack	West Virginia	Cincinnati
					1967	6	Bob Benfield	West Virginia	New York Knicks
1968	10	Charles Alford	East Carolina	Los Angeles Lakers	1968	7	Dave Reazor	West Virginia	San Francisco
1979	8	Delbert Watson	East Tennessee State	Houston	1977	5	Bubba Wilson	Western Carolina	Golden State
1983	3	Winfred King	East Tennessee State	Boston	1983	10	Ronnie Carr	Western Carolina	Atlanta
1983	5	Troy Lee Mikel	East Tennessee State	New York Knicks	1995	2	Frankie King	Western Carolina	Los Angeles Lakers
1986	4	Wes Stallings	East Tennessee State	Philadelphia	2004	1	Kevin Martin	Western Carolina	Sacramento
					1947		Andy Duncan	William & Mary	New York
1953	3	Neil Gordon	Furman	New York	1950	4	Chet Giermak	William & Mary	Rochester
1954	1	Frank Selvy	Furman	Baltimore	1953		Bill Chambers	William & Mary	Minneapolis
1956		Darrell Floyd	Furman	St. Louis	1955	6	John Mahoney	William & Mary	Boston
1963	2	Jerry Smith	Furman	Detroit	1959	5	Don Lange	William & Mary	Boston
1963	10	Gerald Glur	Furman	New York Knicks	1961	2	Jeff Cohen	William & Mary	Chicago
1970	12	John Brunson	Furman	Seattle					
1970	15	Liscio Thomas	Furman	Chicago					
1973	5	Ray Simpson	Furman	Chicago					
1973	10	Russ Hunt	Furman	Chicago					
1975	2	Clyde Mayes	Furman	Milwaukee					
1975	4	Fessor Leonard	Furman	Washington					
1979	4	Al Daniel	Furman	San Antonio					
1980	3	Jonathan Moore	Furman	Detroit					
1982	6	Mel Daniel	Furman	New Jersey					
1984	3	George Singleton	Furman	Los Angeles Lakers					
1947		Mat Zunic	George Washington	Washington					
1949	4	Maynard Haitcock	George Washington	Washington					
1953	5	Joe Holup	George Washington	Boston					
1954	11	Elliott Karver	George Washington	Baltimore					
1954	13	John Holup	George Washington	Philadelphia					
1955	2	Corky Devlin	George Washington	Philadelphia					
1956	1	Joe Holup	George Washington	Syracuse					
1959	2	Gene Gaurilia	George Washington	Boston					
1959	5	Bill Telasky	George Washington	Philadelphia					
1959	6	Bucky McDonald	George Washington	New York Knicks					
1984	6	LaVerne Evans	Marshall	Dallas					
1948		William Brown	Maryland	Philadelphia					
1954	1	Gene Shue	Maryland	Philadelphia					
1948		Norm Kohler	North Carolina	Indianapolis					
1948		John Dillon	North Carolina	Chicago					
1948		Bob Paxton	North Carolina	Indianapolis					
1948		Leo Katkaveck	North Carolina State	Washington					
1950	3	Dick Dickey	North Carolina State	Baltimore					
1950	6	Warren Cartier	North Carolina State	Washington					



Chattanooga's Gerald Wilkins was drafted by the New York Knicks in the second round of the 1985 NBA Draft. Wilkins enjoyed a 14-year NBA career while playing with the Knicks, Cleveland Cavaliers, Vancouver Grizzlies and Orlando Magic.



SOCON IN THE NCAA TOURNAMENT

SOUTHERN CONFERENCE

1939	Wake Forest: Eastern Regional (0-1)			
	Ohio State	L	64-52	Regional Semifinal
1941	North Carolina: Fourth in Eastern Regional (0-2)			
1941	Pittsburgh	L	26-20	Regional Semifinal
1941	Dartmouth	L	60-59	Regional Third Place
1946	North Carolina: First in Eastern Regional (2-1)			
1946	NYU	W	57-49	Regional Semifinal
1946	Ohio State	W	60-57 (OT)	Regional Final
1946	Oklahoma State	L	43-40	Championship Game
1950	North Carolina State: Second in Eastern Regional (2-1)			
1950	Holy Cross	W	87-74	Regional Semifinal
1950	CCNY	L	78-73	Regional Final
1950	Baylor	W	53-41	National Consolation
1951	North Carolina State: Fourth in East Regional (1-2)			
1951	Villanova	W	67-62	Regional 1st Rd.
1951	Illinois	L	84-70	Regional Semifinal
1951	St. John's	L	71-59	Regional Final
1952	North Carolina State: Third in East Regional (1-1)			
1952	St. John's	L	60-49	Regional Semifinal
1952	Penn State	W	69-60	Regional Third Place
1953	Wake Forest: Third in East Regional (1-1)			
1953	Holy Cross	L	79-71	Regional Semifinal
1953	Lebanon Valley	W	91-71	Regional Third Place
1954	George Washington: East Regional (0-1)			
1954	No. Carolina State	L	75-73	Regional 1st Rd.
1955	West Virginia: East Regional (0-1)			
1955	LaSalle	L	95-61	Regional 1st Rd.
1956	West Virginia: East Regional (0-1)			
1956	Dartmouth	L	61-59 (2OT)	Regional 1st Rd.
1957	West Virginia: East Regional (0-1)			
1957	Canisius	L	64-56	Regional 1st Rd.
1958	West Virginia: East Regional (0-1)			
1958	Manhattan	L	89-85	Regional 1st Rd.
1959	West Virginia: First in East Regional (4-1)			
1959	Dartmouth	W	82-68	Regional 1st Rd.
1959	Saint Joseph's	W	95-92	Regional Semifinal
1959	Boston University	W	86-82	Regional Final
1959	Louisville	W	94-79	National Semifinal
1959	California	L	71-70	National Final
1960	West Virginia: Third in East Regional (2-1)			
1960	Navy	W	94-86	Regional 1st Rd.
1960	NYU	L	82-81 (OT)	Regional Semifinal
1960	Saint Joseph's	W	106-100	Regional Third Place
1961	George Washington: East Regional (0-1)			
1961	Princeton	L	84-67	Regional 1st Rd.
1962	West Virginia: East Regional (0-1)			
1962	Villanova	L	90-75	
1963	West Virginia: Third in East Regional (2-1)			
1963	Connecticut	W	77-71	Regional 1st Rd.
1963	Saint Joseph's	L	97-88	Regional Semifinal
1963	NYU	W	83-73	Regional Third Place
1964	VMI: East Regional (0-1)			
1964	Princeton	L	86-60	Regional 1st Rd.
1965	West Virginia: East Regional (0-1)			
1965	Providence	L	91-67	Regional 1st Rd.
1966	Davidson: Fourth in East Regional (1-2)			
1966	Rhode Island	W	95-65	Regional 1st Rd.
1966	Syracuse	L	94-78	Regional Semifinal
1966	Saint Joseph's	L	92-76	Regional Third Place

School	Breakdown by School			Pct.
	Appearances	Won	Lost	
Appalachian State	2	0	2	.000
Chattanooga	10	3	10	.231
College of Charleston	1	0	1	.000
Davidson	10	8	11	.421
East Carolina	1	0	1	.000
East Tennessee State	6	1	6	.143
Furman	6	1	7	.125
George Washington	2	0	2	.000
Marshall	3	0	3	.000
North Carolina	2	2	3	.400
UNCG	1	0	1	.000
North Carolina State	3	4	4	.500
VMI	3	3	3	.500
Wake Forest	2	1	2	.333
West Virginia	10	8	10	.444
Western Carolina	1	0	1	.000
Wofford	1	0	2	.000
Total	64	31	68	.313

1967	West Virginia: East Regional (0-1)			
1967	Princeton	L	68-57	Regional 1st Rd.
1968	Davidson: Second in East Regional (2-1)			
1968	St. John's	W	79-70	Regional 1st Rd.
1968	Columbia	W	61-59 (OT)	Regional Semifinal
1968	North Carolina	L	70-66	Regional Final
1969	Davidson: Second in East Regional (2-1)			
1969	Villanova	W	75-61	Regional 1st Rd.
1969	St. John's	W	79-68	Regional Semifinal
1969	North Carolina	L	87-85	Regional Final
1970	Davidson: East Regional (0-1)			
1970	St. Bonaventure	L	85-72	Regional 1st Rd.
1971	Furman: East Regional (0-1)			
1971	Fordham	L	105-74	Regional 1st Rd.
1972	East Carolina: East Regional (0-1)			
3/11/72	Villanova	L	85-70	Regional 1st Rd.
1973	Furman: East Regional (0-1)			
3/10/73	Syracuse	L	83-82	Regional 1st Rd.
1974	Furman: Fourth in East Regional (1-2)			
3/9/74	South Carolina	W	75-67	Regional 1st Rd.
3/14/74	Pittsburgh	L	81-78	Regional Semifinal
3/16/74	Providence	L	95-83	Regional Third Place
1975	Furman: East Regional (0-1)			
3/15/75	Boston College	L	82-76	Regional 1st Rd.
1976	VMI: Second in East Regional (2-1)			
3/13/76	Tennessee	W	81-75	Regional 1st Rd.
3/18/76	DePaul	W	71-66 (OT)	Regional Semifinal
3/20/76	Rutgers	L	91-75	Regional Final
1977	VMI: East Regional (1-1)			
3/12/77	Duquesne	W	73-66	Regional 1st Rd.
3/17/77	Kentucky	L	93-78	Regional Semifinal
1978	Furman: East Regional (0-1)			
3/12/78	Indiana	L	63-62	Regional 1st Rd.
1979	Appalachian State: No. 6 Mideast Regional (0-1)			
3/10/79	No. 3 LSU	L	71-57	Regional 2nd Rd.
1980	Furman: No. 10 East Regional to Tennessee, 80-69.			
3/6/80	No. 7 Tennessee	L	80-69	Regional 1st Rd.

SOCON IN THE NCAA TOURNAMENT

PREPARING STUDENT-ATHLETES FOR LIFE'S CHALLENGES SINCE 1921



1981 3/12/81	Chattanooga: No. 11 Mideast Regional (0-1) No. 6 Maryland L 81-69	Regional 1st Rd.
1982 3/12/82 3/14/82	Chattanooga: No. 10 Mideast Regional (1-1) No. 7 N.C. State W 58-51 No. 2 Minnesota L 62-61	Regional 1st Rd. Regional 2nd Rd.
1983 3/17/82	Chattanooga: No. 9 Mideast Regional (0-1) No. 8 Maryland L 52-51	Regional 1st Rd.
1984 3/16/84	Marshall: No. 10 Midwest Regional (0-1) No. 7 Villanova L 84-72	Regional 1st Rd.
1985 3/15/85	Marshall: No. 15 West Regional (0-1) No. 2 VCU L 81-65	Regional 1st Rd.
1986 3/14/85	Davidson: No. 16 Southeast Regional (0-1) No. 1 Kentucky L 75-55	Regional 1st Rd.
1987 3/12/87	Marshall: No. 13 East Regional (0-1) No. 4 TCU L 76-60	Regional 1st Rd.
1988 3/17/88	Chattanooga: No. 16 Southeast Regional (0-1) No. 1 Oklahoma L 94-66	Regional 1st Rd.
1989 3/16/89	East Tennessee State: No. 16 Southeast Regional (0-1) No. 1 Oklahoma L 72-71	Regional 1st Rd.
1990 3/15/90	East Tennessee State: No. 13 Southeast Regional (0-1) No. 13 Ga. Tech L 99-83	Regional 1st Rd.
1991 3/14/91	East Tennessee State: No. 10 Midwest Regional (0-1) No. 7 Iowa L 76-73	Regional 1st Rd.
1992 3/20/92 3/22/92	East Tennessee State: No. 14 Southeast Regional (1-1) No. 3 Arizona W 87-80 No. 6 Michigan L 102-90	Regional 1st Rd. Regional 2nd Rd.
1993 3/19/93	Chattanooga: No. 12 Southeast Regional (0-1) No. 5 Wake Forest L 81-58	Regional 1st Rd.
1994 3/17/94	Chattanooga: No. 13 Southeast Regional (0-1) No. 4 Kansas L 102-73	Regional 1st Rd.
1995 3/16/95	Chattanooga: No. 15 West Regional (0-1) No. 2 Connecticut L 100-71	Regional 1st Rd.
1996 3/14/96	Western Carolina: No. 16 West Regional (0-1) No. 1 Purdue L 73-71	Regional 1st Rd.
1997 3/14/97 3/16/97 3/21/97	Chattanooga: No. 14 Southeast Regional (2-1 Semifinalist) No. 3 Georgia W 73-70 No. 6 Illinois W 63-75 No. 10 Providence L 71-65	Regional 1st Rd. Regional 2nd Rd. Regional Semifinals
1998 3/13/98	Davidson: No. 14 South Regional (0-1) No. 3 Michigan L 80-61	Regional 1st Rd.
1999 3/12/99	College of Charleston: No. 8 East Regional (0-1) No. 9 Tulsa L 62-53	Regional 1st Rd.
2000 3/18/00	Appalachian State: No. 14 South Regional (0-1) No. 3 Ohio State L 87-61	Regional 1st Rd.
2001 3/15/01	UNCG: No. 16 West Regional (0-1) No. 1 Stanford L 89-60	Regional 1st Rd.
2002 3/14/02	Davidson: No. 13 West Regional (0-1) No. 4 Ohio State L 69-64	Regional 1st Rd.
2003 3/21/03	East Tennessee State: No. 15 East Regional (0-1) No. 2 Wake Forest L 76-73	Regional 1st Rd.
2004 3/19/04	East Tennessee State: No. 13 Atlanta Regional (0-1) No. 4 Cincinnati L 80-77	Regional 1st Rd.
2005 3/17/05	Chattanooga: No. 15 New Mexico Regional (0-1) No. 2 Wake Forest L 70-54	Regional 1st Rd.



This acrobatic shot by Jason Richards, along with 25 second-half points from Stephen Curry, sent Davidson past No. 2 seed Georgetown and into the Sweet Sixteen in 2008. The Wildcats would make it within two points of the Final Four, falling to eventual national champion Kansas, 59-57, in the Regional Final.

2006 3/17/06	Davidson: No. 15 Dayton Regional (0-1) No. 2 Ohio State L 70-62	Regional 1st Rd.
2007 3/15/07	Davidson: No. 13 Buffalo Regional (0-1) No. 4 Maryland L 82-70	Regional 1st Rd.
2008 3/21/08 3/23/08 3/28/08 3/30/08	Davidson: No. 10 Midwest Regional (3-1) No. 7 Gonzaga W 82-76 No. 2 Georgetown W 74-70 No. 3 Wisconsin W 73-56 No. 1 Kansas L 59-57	Regional 1st Rd. Regional 2nd Rd. Regional Semifinal Regional Final
2009 3/19/09	Chattanooga: No. 16 West Regional (0-1) No. 1 Connecticut L 103-47	Regional 1st Rd.
2010 3/19/09	Wofford: No. 13 East Regional (0-1) No. 4 Wisconsin L 53-49	Regional 1st Rd.
2011 3/17/11	Wofford: No. 14 Southeast Regional (0-1) No. 3 BYU L 74-66	Regional 1st Rd.

The NCAA began using seeds in the 1979 NCAA Championship.

Postseason NIT

1947	North Carolina State (Third place)		
	St. John's	W	64-55
	Kentucky	L	60-42
	West Virginia	W	64-52
1948	North Carolina State		
	DePaul	L	75-67
1951	North Carolina State		
	Seton Hall	L	71-59
1968	West Virginia		
	Dayton	L	87-68
1972	Davidson		
	Syracuse	L	81-77
1983	East Tennessee State		
	Vanderbilt	L	79-74
1984	Chattanooga		
	Georgia	W	74-69
	Tennessee	L	68-66
1985	Chattanooga		
	Clemson	W	67-65
	Lamar	W	85-84
	Louisville	L	71-66
1986	Chattanooga		
	Georgia	L	95-81
1987	Chattanooga		
	Cleveland State	L	92-73
1988	Marshall		
	VCU	L	81-80
1991	Furman		
	West Virginia	L	86-67
1994	Davidson		
	West Virginia	L	85-69
1996	Davidson		
	South Carolina	L	100-73
2002	UNCG		
	Memphis	L	82-62
2003	College of Charleston		
	Kent State	W	71-66
	Providence	L	69-64
2005	Davidson		
	at VCU	W	77-62
	at Missouri State	W	82-71
	at Maryland	L	78-63
2006	Georgia Southern		
	at Charlotte	L	77-61
2007	Appalachian State		
	at Mississippi	L	73-59
2009	Davidson		
	at South Carolina	W	70-63
	at Saint Mary's	L	80-68
2011	College of Charleston		
	Dayton	W	94-84
	at Cleveland State	W	64-56
	at Wichita State	L	82-75

Preseason NIT

1989	Chattanooga (0-1)		
	North Carolina	L	111-94
1991	East Tennessee State (1-1)		
	Brigham Young	W	83-80
	Arizona	L	88-79

NIT Breakdown by School

School	Appearances	Won	Lost	Pct.
Appalachian State	1	0	1	.000
College of Charleston	2	3	2	.600
Chattanooga	4	3	4	.429
Davidson	5	3	5	.375
East Tennessee State	1	0	1	.000
Furman	1	0	1	.000
Marshall	1	0	1	.000
UNCG	1	0	1	.000
North Carolina State	3	2	3	.400
West Virginia	1	0	1	.000
Total	19	10	19	.345

1998	College of Charleston (0-1)		
	Georgia	L	83-64
1999	Davidson (0-1)		
	Siena	L	88-79
2002	UNCG (1-2)		
	Wagner	W	84-65
	Kansas	L	105-66
2003	Davidson (0-1)		
	Texas Tech	L	89-58

College Basketball Invitational

2009	College of Charleston (1-1)		
	Troy	W	93-91
	Richmond	L	74-72
2010	College of Charleston (1-1)		
	at Eastern Kentucky	W	82-79
	at VCU	L	93-86
2011	Davidson (1-1)		
	James Madison	W	85-65
	at Creighton	L	102-92

CollegInsider.com Tournament

2009	The Citadel (0-1)		
	Old Dominion	L	67-59
2010	Appalachian State (2-1)		
	Harvard	W	93-71
	Marshall	W	80-72
	Pacific	L	64-56
2010	Western Carolina (0-1)		
	Marshall	L	90-88
2011	Furman (0-1)		
	East Tennessee State	L	76-63



Donte Minter (right) had 14 points and seven rebounds in Appalachian State's NIT game against Ole Miss in 2007.