



# SOUTHERN CONFERENCE MEN'S BASKETBALL 2019-20

702 North Pine Street, Spartanburg, SC 29303 • 864-591-5100 • Fax: 864-591-3448

Phil Perry, Assistant Commissioner for Media Relations (MBK contact)

facebook.com/SouthernConference • twitter.com/SoConSports • instagram.com/SouthernConference

## 2019-20 SOUTHERN CONFERENCE BASKETBALL STANDINGS

	Conference					Overall					
	W-L	Pct.	H	A	ST	W-L	Pct.	H	A	N	ST
ETSU	6-1	0.857	3-0	3-1	W4	17-3	0.850	11-0	6-3	0-0	W4
Furman	5-2	0.714	2-1	3-1	L1	15-5	0.750	8-1	6-4	1-0	L1
UNCG	5-2	0.714	3-1	2-1	W3	15-5	0.750	10-3	5-2	0-0	W3
Western Carolina	4-2	0.667	2-1	2-1	L2	12-5	0.706	7-1	5-4	0-0	L2
Wofford	4-2	0.667	3-0	1-2	W1	12-7	0.632	8-1	4-6	0-0	W1
Chattanooga	3-3	0.500	2-1	1-2	L1	12-7	0.632	7-1	3-6	2-0	L1
Mercer	2-4	0.333	1-2	1-2	W2	8-11	0.421	5-4	3-5	0-2	W2
Samford	2-4	0.333	1-2	1-2	L4	8-12	0.400	6-3	2-9	0-0	L4
VMI	1-6	0.143	1-3	0-3	W1	6-14	0.300	5-5	0-8	1-1	W1
The Citadel	0-6	0.000	0-3	0-3	L6	6-11	0.353	3-5	3-6	0-0	L6

## NOTES

• Eight Southern Conference teams take the floor Wednesday night, with all four games taking place at 7 p.m. and airing on ESPN+.

• Three of Wednesday's host have just one home loss each. Furman, which hosts Samford, is 8-1 at home between Timmons Arena and Bon Secours Wellness Arena. Chattanooga, which welcomes The Citadel, is 7-1 at McKenzie Arena, and Wofford, which hosts VMI, is 8-1 at Richardson Indoor Stadium.

• VMI snapped a seven-game losing streak and picked up its first league win with its 88-79 victory over rival The Citadel on Saturday, getting Jake Stephens' first career double-double (18 points, 11 rebounds).

• Wofford is coming off a 66-52 win over its own rival, Furman, on Friday on ESPNU. Chevez Goodwin had 18 points and seven rebounds, both game highs, against the Paladins.

• Mercer has won two straight behind the play of reigning SoCon player of the week Djordje Dimitrijevic, who is averaging 24.8 points per game over his last five contests.

• Mercer redshirt senior guard Ethan Stair was named a Senior CLASS Award candidate Friday.

• The Catamounts have dropped two straight after their 4-0 league start, falling to Furman and ETSU to drop from first into a tie for fourth in the standings.

• With Xavier Cork replacing Carlos Dotson in Western Carolina's starting lineup Saturday against ETSU, Furman is now the only SoCon team to use the same starting lineup in every game this season. The start was the first of Cork's career.

• Chattanooga is making nearly half its shots at home, going 242-for-489 for a mark of 49.5 percent. Conversely, the Mocs are shooting 40.8 percent (257-for-630) away from McKenzie Arena.

• The Citadel's Kaelon Harris has recorded a league-best eight double-doubles this season, including in each of the last three games, during which he is averaging 18.3 points and 10.7 rebounds.

• Former Citadel men's basketball player Matt Frierson signed his first international professional basketball contract Friday, signing with Campo Mourão Basquete, a member of Brazil's CBC League.

• The SoCon is the only conference with three teams in the top 10 of the Collegelinsider.com Mid-Major Top 25. ETSU remains No. 6 in the latest poll, while UNC Greensboro moved up two spots to No. 7 and Furman dropped one spot to No. 8.

• First-place ETSU is idle Wednesday, but at 17-3, the Bucs are off to their best start to a season since opening the 1990-91 campaign with a 21-2 mark.

• UNCG senior James Dickey had 12 rebounds in the Spartans' 72-52 win over Chattanooga on Saturday, pushing his career total to 942 and moving him into third in school history, past Bruce Shaw (1969-72). Dickey is 19 back of second-place Ben Stywall (961 from 2007-10) and 105 back of UNCG record-holder Kyle Hynes (1,047 from 2005-08).

## UPCOMING SCHEDULE (ALL TIMES EASTERN)

### Jan. 22 (Wednesday)

\*Samford at Furman, 7 p.m. ESPN+  
\*Western Carolina at Mercer, 7 p.m. ESPN+  
\*The Citadel at Chattanooga, 7 p.m. ESPN+  
\*VMI at Wofford, 7 p.m. ESPN+

### Jan. 25 (Saturday)

\*Furman at The Citadel, 1 p.m. ESPN3  
\*Mercer at VMI, 1 p.m. Nexstar/ESPN3  
\*UNCG at Samford, 3 p.m. ESPN3  
\*Chattanooga at ETSU, 4 p.m. ESPN+  
\*Wofford at Western Carolina, 7 p.m. ESPN3

### Ingles SoCon Game of the Week Nexstar affiliates

EJHL (Tri-Cities)  
WMUB (Macon)  
WWCW (Lynchburg/Roanoke)  
WYCW (Greenville/Spartanburg/Asheville)

### Jan. 29 (Wednesday)

\*Wofford at The Citadel, 7 p.m. ESPN+  
\*Mercer at ETSU, 7 p.m. ESPN+  
\*VMI at Furman, 7 p.m. ESPN+  
\*UNCG at Western Carolina, 7 p.m. ESPN+  
\*Chattanooga at Samford, 7:30 p.m. ESPN+

### Feb. 1 (Saturday)

\*Western Carolina at Chattanooga, 2 p.m. ESPN3  
\*UNCG at ETSU, 4 p.m. ESPN+  
\*The Citadel at Mercer, 4:30 p.m. Nexstar/ESPN3  
\*Samford at Wofford, 7 p.m. ESPN3

### Ingles SoCon Game of the Week Nexstar affiliates

ECBD (Charleston)  
WMUB (Macon)  
WWCW (Lynchburg/Roanoke)  
WYCW (Greenville/Spartanburg/Asheville)

### Feb. 5 (Wednesday)

\*Mercer at Furman, 7 p.m. ESPN+  
\*The Citadel at UNCG, 7 p.m. ESPN3  
\*ETSU at Chattanooga, 7 p.m. ESPN+  
\*Wofford at VMI, 7 p.m. ESPN+  
\*Western Carolina at Samford, 7:30 p.m. ESPN3

## SoCon PLAYER OF THE WEEK (1/21)

PRESENTED BY **GEICO**

### Djordje Dimitrijevic, G, Sr. Mercer

Dimitrijevic scored 26 points against VMI on Jan. 15, going 9-for-15 from the floor and hitting a career-high six 3-pointers, five in the second half, as the Bears rallied for their first SoCon win of the season, 73-62. The senior guard added two rebounds, an assist and a steal to help Mercer to the comeback win, shooting 60 percent for the game, including 54.5 percent from 3-point range (6-for-11) as the Bears overcame an 11-point halftime deficit.

Three days later at Samford, Dimitrijevic scored 25 points, going 8-for-13 from the floor (61.5 percent) and matching his career high in made 3s with a 6-for-8 effort (75.0 percent) from beyond the arc. He added five rebounds, five assists and three steals as the Bears rolled to a 90-75 win and picked up consecutive victories for the first time since mid-November.

For the week, Dimitrijevic shot 60.7 percent from the floor (17-for-28), 63.2 percent from 3-point range (12-for-19) and 5-for-6 from the free-throw line (83.3 percent), averaging 3.5 rebounds, 3.0 assists and 2.0 steals per game.



## CONFERENCE NEWS AND NOTES

• With its 96-94, double-overtime win over Jacksonville on Nov. 21, Western Carolina became one of just 10 Division I schools to erase a 22-point second-half deficit and the only team to do it with under nine minutes remaining in regulation.

• Wofford (30), UNCG (29) and Furman (25) all set school records for wins last season. The Terriers became just the third team to record 30 wins in league history, joining the 1945-46 North Carolina squad and the 1950-51 NC State team.

• ETSU notched 24 wins last season to give the SoCon four teams with 20 wins for the third straight season. The Bucs have reached 20 wins for four straight seasons, becoming the first SoCon team to post four consecutive 20-win seasons since Davidson turned in five straight from 2004-09. ETSU's 100 wins in the last four seasons are a school record over a four-year span.

• Four Southern Conference teams – ETSU, Furman, UNCG and Wofford – earned postseason invites last season, giving the league multiple teams in postseason play for the 11th consecutive year. It marked the ninth time in the last 11 seasons with at least three SoCon teams in postseason play. SoCon regular-season and tournament champion Wofford earned its first-ever NCAA tournament win with a victory over Seton Hall in the first round. UNCG was the No. 1 seed in the NIT and advanced to the second round, while Furman joined the Spartans in the NIT. ETSU hosted a Collegian.com Postseason Tournament contest.

• As a league, the SoCon finished 12th in the final NET rankings last year. Four teams finished in the top 100 in Wofford (14), Furman (58), UNCG (68) and ETSU (90). The first NET rankings this season will be released Dec. 16.

• Wofford entered the 2019-20 campaign riding an 18-game winning streak in regular-season league games after going 18-0 in SoCon play last season. The Terriers posted an overall 21-game winning streak last season that spanned from Dec. 29 to March 21. The streak ended in the second round of the NCAA Championship against No. 2 seed Kentucky.

• Fifth-year ETSU coach Steve Forbes is third in SoCon history in career wins per season, as he has averaged 25.0 in his first four campaigns with the Bucs. Forbes led ETSU to 24 wins in 2015-16, 27 in 2016-17, 25 in 2017-18 and 24 last year. Third-year Furman coach Bob Richey is fifth on that list with an average of 24.0 wins per game, as he led the Paladins to 23 wins in his first season and 25 last year.

• Furman and Wofford appeared in the Associated Press Top 25, each for the first time, last season, giving the SoCon two different ranked teams in a season for the first time since the 1959-60 season.

• SoCon players set two NCAA records last season, with Wofford's Fletcher Magee finishing his career with a Division I-record 509 career 3-pointers and Furman's Jordan Lyons matching the NCAA single-game mark with 15 3-pointers against North Greenville on Nov. 15. Lyons had 54 points in that contest, tied for 10th in a game in league history.

## MID-MAJOR TOP 25 (JAN. 20)

The Southern Conference has three teams ranked in the Collegian.com Mid-Major Top 25 poll.

### Collegian.com Mid-Major Top 25

Rank	School (1st-place)	Record	Points	LW	Conf.
1.	Gonzaga (31)	20-1	775	1	West Coast
2.	Liberty	19-1	735	2	ASUN
3.	Northern Iowa	16-2	700	3	Missouri Valley
4.	Yale	12-4	656	4	Ivy League
5.	Saint Mary's	16-4	649	5	West Coast
6.	<b>ETSU</b>	<b>17-3</b>	<b>631</b>	<b>6</b>	<b>Southern</b>
7.	<b>UNCG</b>	<b>15-5</b>	<b>564</b>	<b>9</b>	<b>Southern</b>
8.	<b>Furman</b>	<b>15-5</b>	<b>527</b>	<b>7</b>	<b>Southern</b>
9.	Stephen F. Austin	15-3	493	11	Southland
10.	Wright State	17-4	470	15	Horizon
11.	BYU	14-6	425	10	West Coast
12.	Kent State	13-5	405	8	Mid-American
13.	Harvard	12-4	375	13	Ivy League
14.	Santa Clara	16-4	367	12	West Coast
15.	Belmont	14-5	338	17	Ohio Valley
16.	Akron	14-4	336	14	Mid-American
17.	Colgate	14-5	269	16	Patriot
18.	New Mexico State	14-6	217	20	WAC
19.	San Francisco	14-6	212	21	West Coast
20.	Pacific	15-6	153	18	West Coast
21.	Bowling Green	13-5	128	22	Mid-American
22.	William & Mary	14-6	124	19	Colonial
23.	Loyola Chicago	13-6	94	NR	Missouri Valley
24.	Murray State	13-5	93	NR	Ohio Valley
25.	Vermont	13-6	71	25	America East

**OTHERS RECEIVING VOTES:** Bradley 41, Northern Kentucky 40, Stony Brook 38, Georgia State 15, Little Rock 15, **Wofford 15**, Ball State 12, Austin Peay 10, Drake 9, Hofstra 7, Toledo 7, California Baptist 6, Buffalo 6, Saint Francis PA 6, Oral Roberts 5, Arkansas State 4, Charleston 4, UC Irvine 4, UC Riverside 4, Indiana State 3, UCSB 3, Drexel 2, Radford 2, UTA 2, Montana 1, North Florida 1, South Dakota State 1.

### Did you know?

• ETSU's win at LSU on Dec. 18, coupled with Wofford's 68-64 win over then-No. 17 North Carolina on Dec. 14, gave the SoCon two wins over Power 5 schools in the span of four days, a feat the league has now accomplished twice in three seasons. In 2017, UNCG beat NC State 81-76 on Dec. 16, followed by Wofford defeating No. 5 North Carolina 79-75 on Dec. 20.

• Western Carolina guard Mason Faulkner's triple-double against North Carolina A&T on Nov. 12 (13 points, 10 rebounds, 10 assists) was the first by a SoCon player since Chattanooga's Keegan Bell went for 12 points, 10 boards and 10 assists at College of Charleston on Dec. 3, 2011.

• Southern Conference Commissioner Jim Schaus has a familial connection to the Southern Conference, as his father, former Los Angeles Lakers coach Fred Schaus, was the men's basketball coach at West Virginia from 1954-60, earning SoCon Coach of the Year honors four times in that six-year span and still ranking in the top 20 in career wins by a league coach.

## SoCON PLAYERS OF THE WEEK

PRESENTED BY **GEICO**

Nov. 12.....	Kaleb Hunter, So., G, UNCG
Nov. 19.....	Mason Faulkner, R-Jr., G, WCU
Nov. 26.....	Mason Faulkner, R-Jr., G, WCU
Dec. 3.....	Clay Mounce, Jr., F, FUR
Dec. 10.....	Carlos Dotson, Sr., F, WCU
Dec. 17.....	Ethan Stair, R-Sr., G, MER
Dec. 24.....	Jeromy Rodriguez, R-Sr., F, ETSU
Jan. 7.....	Jordan Lyons, Sr., G, FUR
Jan. 14.....	Kaelon Harris, Sr., F/G, CIT
Jan. 21.....	Djordje Dimitrijevic, Sr., G, MER
Jan. 28.....	
Feb. 4.....	
Feb. 11.....	
Feb. 18.....	
Feb. 25.....	

## SoCON PLAYERS OF THE MONTH

November.....	Ethan Stair, R-Sr., G, MER
December.....	Josh Sharkey, Sr., G, SAM
January.....	
February.....	

## GENERAL SHALE SoCON

### STUDENT-ATHLETE OF THE WEEK

Dec. 18.....	Ethan Stair, R-Sr., G, MER
Jan. 15.....	Djordje Dimitrijevic, Sr., G, MER

## Preseason predictions

ETSU is the preseason favorite to win the 2019-20 Southern Conference men's basketball title in polling of the league's 10 men's basketball coaches and media. UNC Greensboro junior guard Isaiah Miller is the coaches' pick for preseason player of the year.

### Preseason Player of the Year

Isaiah Miller, Jr., G, UNCG

### Preseason All-Southern Conference Team

Bo Hodges, Jr., G, ETSU  
 Jeromy Rodriguez, R-Sr., F, ETSU  
 Daivien Williamson, So., G, ETSU  
 Jordan Lyons, Sr., G, Furman  
 Ross Cummings, Sr., G, Mercer  
 James Dickey, R-Sr., F, UNCG  
 Isaiah Miller, Jr., G, UNCG  
 Josh Sharkey, Sr., G, Samford  
 Carlos Dotson, Sr., F, Western Carolina  
 Nathan Hoover, Sr., G, Wofford

### Coaches poll

Team (1st)	Total	Media poll Team (1st)	Total
1. ETSU (8)	80	1. ETSU (20)	286
2. UNCG (2)	74	2. UNCG (6)	264
3. Furman	61	3. Furman (4)	245
4. Wofford	52	4. Wofford	216
5. Samford	48	5. Samford	169
6. Chattanooga	41	6. Chattanooga	128
7. Western Carolina	38	7. Western Carolina	117
8. Mercer	29	8. Mercer	115
9. The Citadel	16	9. The Citadel	70
10. VMI	11	10. VMI	40

## SoCON COACHING RECORDS

Coach, school	Career (yrs.)	School (yrs.)	SoCon (yrs.)
Duggar Baucom, The Citadel	239-271 (17th)	51-93 (5th)	23-74 (6th)
Steve Forbes, ETSU	283-102 (12th)	117-42 (5th)	61-18 (5th)
Bob Richey, Furman	63-24 (3rd)	Same	31-12 (3rd)
Greg Gary, Mercer	24-55 (3rd)	8-11 (1st)	2-4 (1st)
Wes Miller, UNCG	156-122 (9th)	Same	88-58 (9th)
Scott Padgett, Samford	82-104 (6th)	Same	32-64 (6th)
Lamont Paris, Chattanooga	34-50 (3rd)	Same	13-29 (3rd)
Dan Earl, VMI	41-101 (5th)	Same	16-63 (5th)
Mark Prosser, Western Carolina	24-53 (3rd)	19-30 (2nd)	8-16 (2nd)
Jay McAuley, Wofford	12-7 (1st)	Same	4-2 (1st)

## SPECIALTY STATS LEADERS

### 40-point games Ovr. SoCon

Jordan Lyons, FUR	1	1
-------------------	---	---

### 30-point games Ovr. SoCon

Jordan Lyons, FUR	2	1
Kaelon Harris, CIT	1	1
Kaiden Rice, CIT	1	1
Djordje Dimitrijevic, MER	1	1
Isaiah Miller, UNCG	1	1
Mason Faulkner, WCU	1	1

### 20-point games Ovr. SoCon

Isaiah Miller, UNCG	9	5
Josh Sharkey, SAM	7	3
Mason Faulkner, WCU	7	2
Jordan Lyons, FUR	6	3
Djordje Dimitrijevic, MER	6	4
Kaiden Rice, CIT	5	2
Ethan Stair, MER	5	1
Travis Eeve, VMI	5	1
Tray Boyd III, ETSU	4	1
Noah Gurley, FUR	4	1
Brandon Austin, SAM	4	0
Matt Ryan, UTC	4	1
Nathan Hoover, WOF	4	2
Kaelon Harris, CIT	3	1
Mike Bothwell, FUR	3	1
Carlos Dotson, WCU	3	3
Fletcher Abee, CIT	2	1
Bo Hodges, ETSU	2	0
Clay Mounce, FUR	2	0
Garrett Gilkeson, VMI	2	2
Storm Murphy, WOF	2	0
Hayden Brown, CIT	1	0
Rudy Fitzgibbons III, CIT	1	0
Patrick Good, ETSU	1	0
Jeromy Rodriguez, ETSU	1	1
Isaiah Tisdale, ETSU	1	1
Daivien Williamson, ETSU	1	0
Kaleb Hunter, UNCG	1	0
Robert Allen, SAM	1	0
Jalen Dupree, SAM	1	0
Deandre Thomas, SAM	1	0
David Jean-Baptiste, UTC	1	0
Ramon Vila, UTC	1	1
Kamdyn Curfman, VMI	1	0
Greg Parham, VMI	1	0
Matt Halvorsen, WCU	1	1
Onno Steger, WCU	1	1
Marcus Thomas, WCU	1	0
Isaiah Bigelow, WOF	1	0

### 15-rebound games Ovr. SoCon

Jeromy Rodriguez, ETSU	1	1
Ethan Stair, MER	1	0
Tyler Creammer, VMI	1	0
Carlos Dotson, WCU	1	0

### 10-rebound games Ovr. SoCon

Kaelon Harris, CIT	9	3
Carlos Dotson, WCU	8	4
Ethan Stair, MER	7	0
James Dickey, UNCG	7	4
Jeromy Rodriguez, ETSU	5	1
Robert Allen, SAM	4	2
Jalen Dupree, SAM	4	2
Clay Mounce, FUR	3	1
Maciej Bender, MER	3	2
Mason Faulkner, WCU	3	1
Eddie Davis III, CIT	2	0
Noah Gurley, FUR	2	1
Jalen Slawson, FUR	2	1
Kaleb Hunter, UNCG	2	0
Rod Johnson, UTC	2	1
Tyler Creammer, VMI	2	1
Garrett Gilkeson, VMI	2	2
Jake Stephens, VMI	2	1
Chevez Goodwin, WOF	2	1
Brady Spence, CIT	1	0
Vonnie Paterson, ETSU	1	0

Isaiah Tisdale, ETSU	1	1
Victor Bafutto, MER	1	0
Djordje Dimitrijevic, MER	1	0
Mohammed Abdulsala, UNCG	1	1
Brandon Austin, SAM	1	0
Ramon Vila, UTC	1	0

### 15-assist games Ovr. SoCon

Josh Sharkey, SAM	2	0
-------------------	---	---

### 10-assist games Ovr. SoCon

Josh Sharkey, SAM	5	1
Mason Faulkner, WCU	2	1
Tyson Batiste, CIT	1	0
Djordje Dimitrijevic, MER	1	1

### Double-doubles Ovr. SoCon

Kaelon Harris, CIT	8	3
Carlos Dotson, WCU	8	4
Ethan Stair, MER	7	0
Jeromy Rodriguez, ETSU	4	1
Robert Allen, SAM	4	2
Mason Faulkner, WCU^	4	2
Clay Mounce, FUR	3	1
Jalen Dupree, SAM	3	1
Josh Sharkey, SAM*	3	1
Eddie Davis III, CIT	2	0
Noah Gurley, FUR	2	1
Maciej Bender, MER	2	1
James Dickey, UNCG	2	1
Kaleb Hunter, UNCG	2	0
Rod Johnson, UTC	2	1
Chevez Goodwin, WOF	2	1
Brady Spence, CIT	1	0
Isaiah Tisdale, ETSU	1	1
Jalen Slawson, FUR	1	1
Victor Bafutto, MER	1	0
Djordje Dimitrijevic, MER	1	0
Tyler Creammer, VMI	1	0
Garrett Gilkeson, VMI	1	1
Jake Stephens, VMI	1	1

### 20/15 games Ovr. SoCon

Jeromy Rodriguez, ETSU	1	1
------------------------	---	---

### 20/10 games Ovr. SoCon

Kaelon Harris, CIT	3	1
Carlos Dotson, WCU	3	3
Ethan Stair, MER	2	0
Jeromy Rodriguez, ETSU	1	1
Isaiah Tisdale, ETSU	1	1
Josh Sharkey, SAM*	1	1
Garrett Gilkeson, VMI	1	1
Mason Faulkner, WCU	1	1

### 30/10 games Ovr. SoCon

Kaelon Harris, CIT	1	1
--------------------	---	---

### Triple-doubles Ovr. SoCon

Mason Faulkner, WCU	1	0
---------------------	---	---

\* all points/assists  
^ one is points/assists

## 3-POINTER STREAKS

Eight SoCon student-athletes have streaks of at least 10 games with a made 3-pointer, led by Samford's Brandon Austin's 20-game streak that dates back to last season.

### Consecutive games with a 3-pointer

Player, school	'19-20	'18-19	Total
Brandon Austin, SAM, R-Sr.	19	2	21
Alex Hunter, FUR, Jr.	18	x	18
Djordje Dimitrijevic, MER, Sr.	17	x	17
Kaiden Rice, CIT, Jr.	16	x	16
Matt Halvorsen, WCU, Jr.	16	x	16
Ross Cummings, MER, Sr.	6	7	13
Angelo Allegri, UNCG, So.	13	x	13
Onno Steger, WCU, Sr.	12	x	12

## NATIONAL/REGIONAL RECOGNITION

### Lou Henson Award preseason watch list

Jeromy Rodriguez, R-Sr., F, ETSU  
Jordan Lyons, Sr., G, Furman  
Isaiah Miller, Jr., G, UNCG

### Lou Henson Award midseason watch list

Jeromy Rodriguez, R-Sr., F, ETSU  
Jordan Lyons, Sr., G, Furman  
Isaiah Miller, Jr., G, UNCG  
Josh Sharkey, Sr., G, Samford  
Mason Faulkner, R-Jr., G, Western Carolina

### Lou Henson Award National Player of the Week

Mason Faulkner, R-Jr., G, WCU Nov. 25, 2019

### Lute Olson Award midseason watch list

Isaiah Miller, Jr., G, UNCG

## NET RANKINGS (AS OF JAN. 21)

51	ETSU
72	UNC Greensboro
90	Furman
126	Western Carolina
133	Wofford
160	Chattanooga
252	Mercer
295	Samford
315	The Citadel
317	VMI

## THE SoCON VS. RANKED TEAMS

Wofford's 68-64 win at No. 17 North Carolina on Sunday is the Southern Conference's third road win over a top-25 team in as many seasons and the Terriers' second over a ranked UNC squad in the last three seasons.

Last season, Furman beat No. 8 Villanova and in 2017, Wofford downed then-No. 5 North Carolina. Coincidentally, Villanova and North Carolina were both defending national champions in those games.

Three of the SoCon's nine wins over ranked opponents since 1998 have come within the last two calendar years.

### Southern Conference ranked wins since 1997-98

SoCon	Opp.	Score	Date
Wofford	#17 North Carolina	68-64	12/15/19
Furman	#8 Villanova	76-68 (OT)	11/17/18
Wofford	#5 North Carolina	79-75	12/20/17
Col. of Charleston	#21 Baylor	63-59	11/24/12
Davidson	#12 Kansas	80-74	12/19/11
Col. of Charleston	#9 North Carolina	82-79 (OT)	1/4/10
#23 Davidson	#24 Gonzaga	82-76	3/21/08
#23 Davidson	#8 Georgetown	74-70	3/23/08
#23 Davidson	#6 Wisconsin	73-56	3/28/08
Col. of Charleston	#3 North Carolina	66-64	12/5/98

# SoCon RECORD BOOK

## INDIVIDUAL

### Coaching wins at a SoCon school

1. 447 Bob McKillip, DAV (1992-14)
2. 299 Mike Young, WOF (2002-19)
3. 243 Mack McCarthy, UTC (1985-97)
- 243 Burton Shipley, MD (1923-47)
5. 230 Bill Reinhart, GW (1935-42; 1949-66)
6. 226 Eddie Cameron, Duke (1928-42)
- 226 Bobby Cremins, APP (1975-81); CofC (2006-12)
8. 223 Lyles Alley, FUR (1945-49; 1950-66)
9. 213 Les Robinson, CIT (1974-85); ETSU (1985-90)
10. 205 Murray Greason, WF (1935-53)
11. 194 Norman Shepard, UNC (1923-24); DAV (1937-49)
12. 193 Larry Hunter, WCU (2005-18)
13. 187 Everett Case, NCSU (1946-53)
14. 176 Lefty Driesell, DAV (1960-69)
15. 168 Malcolm U. Pitt, RICH (1935-52)
- 16. 156 Wes Miller, UNCG (2011-present)**
17. 148 Herman J. Stegeman, UGA (1921-31)
18. 147 Lester Hooker Jr., RICH (1952-63)
19. 146 Fred Schaus, WVU (1954-60)
20. 145 Steve Cottrell, WCU (1977-87)
- 145 John Shulman, UTC (2004-13)
22. 142 Joe Williams, FUR (1970-78)
23. 141 Tom Scott, UNC (1946-52); DAV (1955-60)
24. 139 Ron Shumate, UTC (1972-79)
- 139 Tom Apke, APP (1986-96)

### Coaching wins per season (min. two seasons)

- | Avg. Wins      | Yrs.        | Coach    | Year                               |
|----------------|-------------|----------|------------------------------------|
| 1. 26.7        | 187         | 7        | Everett Case, NCSU 1946-53         |
| 2. 26.0        | 52          | 2        | Ben Carnevale, UNC 1944-46         |
| <b>3. 25.0</b> | <b>100*</b> | <b>4</b> | <b>Steve Forbes, ETSU 2015-pr.</b> |
| 4. 24.3        | 146         | 6        | Fred Schaus, WVU 1954-60           |
| <b>5. 24.0</b> | <b>48*</b>  | <b>2</b> | <b>Bob Richey, FUR 2017-pr.</b>    |

\* Entering 2019-20 season

### 3-point field goals made

- | Game  | Player                          | Team              | Date          |
|-------|---------------------------------|-------------------|---------------|
| 1. 15 | Keith Veney                     | MAR vs. Morehead* | 12/16/96      |
| 15    | Jordan Lyons                    | FUR vs. NGU*      | 11/15/18      |
| 3. 11 | Elton Nesbitt                   | GSU vs. UTC       | 1/17/05       |
| 11    | Fletcher Magee                  | WOF at UTC        | 2/17/18       |
| 11    | Patrick Good                    | ETSU at WCU       | 1/26/19       |
| 6. 10 | 10 times. Last:                 |                   |               |
|       | <b>Jordan Lyons, FUR at VMI</b> |                   | <b>1/1/20</b> |

\* NCAA record

### Blocked shots

- | Career        | Player                    | Team | Year            |
|---------------|---------------------------|------|-----------------|
| 1. 349        | Kyle Hines                | UNCG | 2004-08         |
| 2. 308        | Rans Brempong             | WCU  | 2001-05         |
| 3. 270        | Justin Tuoyo              | UTC  | 2014-17         |
| 4. 269        | George Singleton          | FUR  | 1981-84         |
| 5. 238        | Jody Lumpkin              | CofC | 1998-01         |
| 6. 220        | Jeremy Clayton            | APP  | 2004-08         |
| 7. 215        | Kirill Misychenko         | CIT  | 1995-98         |
| 8. 213        | Lucas Troutman            | Elon | 2010-14         |
| <b>9. 205</b> | <b>James Dickey, UNCG</b> |      | <b>2016-pr.</b> |
| 10. 202       | Lewis Preston             | VMI  | 1990-93         |

### Steals

- | Career        | Player                   | Team | Year            |
|---------------|--------------------------|------|-----------------|
| 1. 334        | Keith Jennings           | ETSU | 1988-91         |
| 2. 293        | D.J. Thompson            | APP  | 2003-06         |
| 3. 285        | Brigham Waginger         | WCU  | 2006-10         |
| <b>4. 256</b> | <b>Josh Sharkey, SAM</b> |      | <b>2016-pr.</b> |
| 5. 250        | Derek Rucker             | DAV  | 1985-88         |
| 6. 247        | Tyson Patterson          | APP  | 1996-00         |

## Season

- | Game     | Player                                   | Team              | Date            |
|----------|--|-------------------|-----------------|
| 1. 11    | Ali Ton                                  | DAV vs. Tufts     | 11/29/97        |
| 2. 10    | Shawn Moore                              | MAR vs. ETSU      | 1/29/94         |
| 10       | Brandon Born                             | UTC vs. USC Aiken | 11/26/94        |
| 10       | Jason Bell                               | VMI vs. Furman    | 2/10/98         |
| 10       | Zakee Wadood                             | ETSU vs. Clemson  | 12/15/03        |
| 6. 9     | D.J. Thompson                            | APP vs. UNCG      | 2/22/07         |
| 9        | Stephen Curry                            | DAV vs. Guilford  | 11/14/08        |
| <b>9</b> | <b>Isaiah Miller, UNCG vs. Mercer</b>    |                   | <b>1/1/20</b>   |
| 9. 8     | 21 times. Last:                          |                   |                 |
|          | <b>Tray Boyd III, ETSU vs. Mars Hill</b> |                   | <b>12/19/19</b> |

## Assists

- | Career        | Player                   | Team | Year            |
|---------------|--------------------------|------|-----------------|
| 1. 983        | Keith Jennings           | ETSU | 1988-91         |
| 2. 701        | Greg White               | MAR  | 1978-81         |
| <b>3. 673</b> | <b>Josh Sharkey, SAM</b> |      | <b>2016-pr.</b> |
| 4. 668        | Guilherme Da Luz         | FUR  | 2000-03         |
| 5. 663        | Jason Richards           | DAV  | 2004-08         |

# ACTIVE SoCon CAREER LEADERS

## Points scored (SoCon career rank)

- |       |               |               |
|-------|---------------|---------------|
| 1,379 | Nathan Hoover | Wofford, Sr.  |
| 1,353 | Josh Sharkey  | Samford, Sr.  |
| 1,333 | Jordan Lyons  | Furman, Sr.   |
| 1,210 | Isaiah Miller | UNCG, Jr.     |
| 1,017 | Ethan Stair   | Mercer, R-Sr. |

## Points scored per game (min. 800 points)

- |       |               |              |
|-------|---------------|--------------|
| 13.30 | Isaiah Miller | UNCG, Jr.    |
| 11.66 | Josh Sharkey  | Samford, Sr. |
| 11.40 | Nathan Hoover | Wofford, Sr. |
| 11.11 | Jordan Lyons  | Furman, Sr.  |
| 10.89 | Ross Cummings | Mercer, Sr.  |

## Field-goal percentage (min. 240 made)

- |      |                |                       |
|------|----------------|-----------------------|
| .607 | Carlos Dotson  | Western Carolina, Sr. |
| .541 | James Dickey   | UNCG, Sr.             |
| .523 | Clay Mounce    | Furman, Jr.           |
| .500 | Isaiah Miller  | UNCG, Jr.             |
| .496 | Kyrin Galloway | UNCG, Sr.             |

## 3-point field goals made

- |     |                |                       |
|-----|----------------|-----------------------|
| 262 | Nathan Hoover  | Wofford, Sr.          |
| 260 | Jordan Lyons   | Furman, Sr.           |
| 186 | Matt Halvorsen | Western Carolina, Jr. |
| 173 | Ross Cummings  | Mercer, Sr.           |
| 157 | Kaiden Rice    | The Citadel, Jr.      |

## 3-point field-goal percentage (min. 120 made)

- |      |                |                       |
|------|----------------|-----------------------|
| .430 | Storm Murphy   | Wofford, Jr.          |
| .418 | Brandon Austin | Samford, R-Sr.        |
| .404 | Ross Cummings  | Mercer, Sr.           |
| .389 | Nathan Hoover  | Wofford, Sr.          |
| .382 | Onno Steger    | Western Carolina, Sr. |

## Free-throw percentage (min. 110 made)

- |      |                      |                       |
|------|----------------------|-----------------------|
| .883 | Nathan Hoover        | Wofford, Sr.          |
| .856 | Matt Halvorsen       | Western Carolina, Jr. |
| .854 | Myron Gordon         | Samford, Sr.          |
| .807 | Djordje Dimitrijevic | Mercer, Sr.           |
| .801 | Ross Cummings        | Mercer, Sr.           |

## Rebounds

- |     |                  |               |
|-----|------------------|---------------|
| 942 | James Dickey     | UNCG, Sr.     |
| 517 | Ethan Stair      | Mercer, R-Sr. |
| 486 | Garrett Gilkeson | VMI, Sr.      |
| 479 | Jeromy Rodriguez | ETSU, R-Sr.   |
| 469 | Tyler Creammer   | VMI, Sr.      |

## Rebounds per game (min. 280 rebounds)

- |      |                  |                       |
|------|------------------|-----------------------|
| 9.98 | Jeromy Rodriguez | ETSU, R-Sr.           |
| 9.28 | Carlos Dotson    | Western Carolina, Sr. |
| 8.05 | James Dickey     | UNCG, Jr.             |
| 7.58 | Robert Allen     | Samford, So.          |
| 5.23 | Kaelon Harris    | The Citadel, Sr.      |

## Blocked shots

- |     |                |              |     |
|-----|----------------|--------------|-----|
| 205 | James Dickey   | UNCG, Sr.    | (9) |
| 96  | Kyrin Galloway | UNCG, Sr.    |     |
| 62  | Clay Mounce    | Furman, Jr.  |     |
| 61  | Bo Hodges      | ETSU, Jr.    |     |
| 51  | Robert Allen   | Samford, So. |     |

## Steals

- |     |                  |               |     |
|-----|------------------|---------------|-----|
| 256 | Josh Sharkey     | Samford, Sr.  | (4) |
| 205 | Isaiah Miller    | UNCG, Jr.     |     |
| 126 | Garrett Gilkeson | VMI, Sr.      |     |
| 107 | Ethan Stair      | Mercer, R-Sr. |     |
| 99  | Jordan Lyons     | Furman, Sr.   |     |
| 99  | James Dickey     | UNCG, Sr.     |     |

## Assists

- |     |                  |              |     |
|-----|------------------|--------------|-----|
| 673 | Josh Sharkey     | Samford, Sr. | (3) |
| 299 | Storm Murphy     | Wofford, Jr. |     |
| 224 | Garrett Gilkeson | VMI, Sr.     |     |
| 211 | Alex Hunter      | Furman, Jr.  |     |
| 187 | Isaiah Miller    | UNCG, Jr.    |     |

## Assists per game (min. 150 assists)

- |      |                |              |
|------|----------------|--------------|
| 5.80 | Josh Sharkey   | Samford, Sr. |
| 3.48 | Storm Murphy   | Wofford, Jr. |
| 2.98 | Isaiah Tisdale | ETSU, Sr.    |
| 2.45 | Alex Hunter    | Furman, Jr.  |
| 2.15 | Greg Parham    | VMI, Jr.     |



**America East (1-0)**

12/18 UNCG 54, Vermont 53

**American Athletic (0-3)**

11/5 East Carolina 80, VMI 68  
 11/21 South Florida 69, Wofford 55  
 12/2 South Florida 65, Furman 55

**ASUN (7-1)**

11/11 Mercer 74, Kennesaw State 62  
 11/15 Mercer 84, FGCU 68  
 11/16 North Alabama 61, Samford 55  
 11/21 Western Carolina 96, Jacksonville 94 (2OT)  
 11/24 Western Carolina 70, Stetson 64  
 12/4 UNCG 72, Kennesaw State 54  
 (Fleming Gym; Greensboro, N.C.)  
 12/7 VMI 88, Stetson 61  
 12/22 Wofford 83, Kennesaw State 70

**Atlantic 10 (0-2)**

11/26 St. Bonaventure 56, Mercer 51  
 12/4 Duquesne 71, VMI 58

**Atlantic Coast (1-7)**

11/15 Florida State 79, Western Carolina 74  
 11/20 Florida State 89, Chattanooga 53  
 12/11 Virginia Tech 63, Chattanooga 58  
 12/15 NC State 80, UNCG 77  
 12/15 Wofford 68, #17 North Carolina 64  
 12/19 #4 Duke 86, Wofford 57  
 12/21 Virginia Tech 64, VMI 55  
 12/22 NC State 83, The Citadel 63

**Big 12 (0-2)**

11/8 #3 Kansas 74, UNCG 62  
 11/19 #4 Kansas 75, ETSU 63

**Big East (1-4)**

11/6 St. John's 109, Mercer 79  
 11/16 Butler 80, Wofford 61  
 11/30 UNCG 65, Georgetown 61  
 12/18 Xavier 74, Western Carolina 61  
 12/21 Georgetown 99, Samford 71

**Big Sky (1-2)**

11/15 Idaho 68, VMI 67  
 (Jonesboro, Ark.)  
 11/16 Montana State 67, UNCG 66  
 (Fleming Gym; Greensboro, N.C.)  
 11/24 ETSU 70, Southern Utah 58

**Big South (12-4)**

11/5 Furman 70, Gardner-Webb 63  
 11/9 UNC Asheville 91, The Citadel 76  
 11/9 Western Carolina 71, Gardner-Webb 59  
 11/9 Wofford 89, High Point 61  
 11/11 Presbyterian 80, VMI 77 (OT)  
 11/12 Furman 91, Charleston Southern 47  
 11/14 ETSU 61, Winthrop 58  
 11/16 Campbell 87, The Citadel 73  
 12/7 UNCG 60, Radford 58  
 12/7 Western Carolina 78, UNC Asheville 77  
 12/7 Wofford 81, Gardner-Webb 77  
 12/8 Furman 84, USC Upstate 72  
 12/14 Furman 80, Winthrop 73  
 (Bon Secours Wellness Arena; Greenville, S.C.)  
 12/19 The Citadel 102, Longwood 99 (3OT)  
 12/21 Chattanooga 68, UNC Asheville 64  
 12/29 USC Upstate 91, VMI 82

**Big Ten (0-1)**

11/20 Illinois 85, The Citadel 57

**Big West (1-1)**

11/17 VMI 89, UC Davis 84 (2OT)  
 (Jonesboro, Ark.)  
 12/15 Hawaii 94, Samford 73

**Colonial (2-1)**

11/12 William & Mary 80, Wofford 79  
 11/26 Furman 97, Elon 61  
 12/16 Mercer 72, UNCW 63

**Conference USA (0-2)**

11/30 Louisiana Tech 78, Samford 57  
 12/22 Florida Atlantic 65, Mercer 50

**Horizon (3-0)**

11/23 Mercer 72, UIC 68  
 12/21 ETSU 80, Cleveland State 55  
 12/21 UNCG 67, Northern Kentucky 50  
 (Fleming Gym; Greensboro, N.C.)

**Metro Atlantic Athletic (2-2)**

11/8 Marist 58, VMI 56  
 11/19 Samford 70, Manhattan 57  
 11/23 The Citadel 79, Marist 75  
 12/1 Canisius 76, Mercer 66  
 (Boca Raton, Fla.)

**Mid-Eastern Athletic (5-0)**

11/5 UNCG 83, North Carolina A&T 50  
 11/12 Western Carolina 90, North Carolina A&T 64  
 11/23 ETSU 98, Delaware State 66  
 11/26 Wofford 67, Maryland Eastern Shore 42  
 12/2 Wofford 77, North Carolina Central 59

**Missouri Valley (1-0)**

11/8 Furman 87, Loyola-Chicago 63

**Non-Division I (25-0)**

11/5 Wofford 86, Erskine 63  
 11/6 ETSU 79, Newberry 50  
 11/7 Samford 68, Kentucky Wesleyan 42  
 11/8 Mercer 84, Columbia International 76  
 11/11 UNCG 109, Averett 51  
 11/13 Samford 102, UVA-Wise 64  
 11/15 Furman 83, Southern Wesleyan 61  
 11/20 VMI 96, Christendom 20  
 11/22 Furman 90, Columbia International 45  
 11/26 The Citadel 90, Brevard 47  
 11/26 VMI 98, Goucher 32  
 11/27 Western Carolina 78, Bryan 54  
 12/3 Samford 97, Auburn-Montgomery 64  
 12/7 The Citadel 108, Carver 40  
 12/8 Chattanooga 99, Tennessee Wesleyan 51  
 12/10 The Citadel 129, Piedmont 83  
 12/11 Furman 90, North Greenville 65  
 12/11 VMI 78, Ferrum 60  
 12/13 Wofford 112, North Greenville 66  
 12/15 ETSU 97, Milligan 41  
 12/28 Western Carolina 108, Piedmont 47  
 12/28 Mercer 104, Milligan 52  
 12/28 UNCG 106, William Peace 34  
 12/29 Chattanooga 72, Cumberland 42  
 12/29 ETSU 117, Mars Hill 48

**Ohio Valley (6-3)**

11/5 Morehead State 90, Samford 86 (2OT)  
 11/5 Eastern Kentucky 79, Chattanooga 68  
 11/9 Chattanooga 59, Tennessee State 57  
 11/9 ETSU 92, UT Martin 75  
 11/11 Belmont 95, Samford 63  
 11/15 UNCG 64, Tennessee Tech 30  
 (Fleming Gym; Greensboro, N.C.)  
 11/19 The Citadel 74, Southeast Missouri 69  
 11/30 Chattanooga 63, Jacksonville State 60  
 (Niceville, Fla.)

America East.....	1-0
American Athletic.....	0-3
ASUN.....	7-1
Atlantic 10.....	0-2
Atlantic Coast.....	1-7
Big 12.....	0-2
Big East.....	1-4
Big Sky.....	1-2
Big South.....	12-4
Big Ten.....	0-1
Big West.....	1-1
Colonial.....	2-1
Conference USA.....	0-2
Horizon.....	3-0
Metro Atlantic Athletic.....	2-2
Mid-Eastern Athletic.....	5-0
Missouri Valley.....	1-0
Non-Division I.....	25-0
Ohio Valley.....	6-3
Patriot.....	0-1
Southeastern.....	1-7
Southland.....	1-0
Southwestern Athletic.....	1-0
Summit.....	0-2
Sun Belt.....	8-3
<b>Total.....</b>	<b>79-48</b>
Home.....	52-10
Away.....	23-35
Neutral.....	4-3
vs. Top 25.....	1-5

12/21 Western Carolina 89, Tennessee Tech 76

**Patriot (0-1)**

12/2 Holy Cross 81, Mercer 67  
 (Boca Raton, Fla.)

**Southeastern (1-7)**

11/5 Georgia 91, Western Carolina 72  
 11/12 Georgia 95, The Citadel 86  
 11/18 Missouri 75, Wofford 56  
 11/19 Alabama 81, Furman 73  
 11/25 #17 Tennessee 58, Chattanooga 46  
 12/5 #14 Auburn 81, Furman 78 (OT)  
 12/18 Alabama 105, Samford 87  
 (Legacy Arena; Birmingham, Ala.)  
 12/18 ETSU 74, LSU 63

**Southland (1-0)**

12/7 Samford 113, Houston Baptist 90

**Southwestern Athletic (1-0)**


11/29 Chattanooga 74, Alabama State 56  
 (Niceville, Fla.)

**Summit (0-2)**

11/27 South Dakota State 86, Samford 77  
 12/7 North Dakota State 78, ETSU 68

**Sun Belt (8-3)**

11/12 Chattanooga 74, Troy 68  
 11/14 Arkansas State 71, VMI 56  
 11/15 Chattanooga 90, South Alabama 72  
 11/18 UNCG 55, Appalachian State 41  
 11/19 Georgia Southern 98, Mercer 88  
 11/23 Samford 72, Troy 60  
 11/26 ETSU 78, Appalachian State 69  
 11/27 Furman 58, UT Arlington 57  
 (Elon, N.C.)  
 11/30 ETSU 67, Little Rock 63  
 12/7 Georgia State 73, Mercer 61  
 12/15 Chattanooga 84, Troy 80 (OT)



### The Citadel

(6-11, 0-6 SoCon)

N9	UNC ASHEVILLE (ESPN3)	L, 76-91
N12	at Georgia (SEC Network+)	L, 86-95
N16	CAMPBELL (ESPN3)	L, 73-87
N19	at Southeast Missouri (ESPN+)	W, 74-69
N20	at Illinois# (Big Ten Network)	L, 57-85
N23	at Marist (ESPN+)	W, 79-75
N26	BREVARD# (ESPN+)	W, 90-47
D4	*ETSU (ESPN+)	L, 84-96
D7	CARVER (ESPN3)	W, 108-40
D10	PIEDMONT (ESPN3)	W, 129-83
D19	at Longwood (ESPN+)	W, 102-99 (3OT)
D22	at NC State (ACC Network)	L, 63-83
J1	*at Samford (ESPN+)	L, 68-69
J4	*WESTERN CAROLINA (ESPN+)	L, 82-86
J11	*at Wofford (ESPN3)	L, 71-73
J15	*UNCG (ESPN+)	L, 69-79
J18	*at VMI (ESPN+)	L, 79-88
J22	*at Chattanooga (ESPN+)	7 p.m.
J25	*FURMAN (ESPN3)	1 p.m.
J29	*WOFFORD (ESPN+)	7 p.m.
F1	*at Mercer (Nexstar/ESPN3)	4:30 p.m.
F5	*at UNCG (ESPN3)	7 p.m.
F8	*VMI (ESPN+)	1 p.m.
F12	*at ETSU (ESPN+)	7 p.m.
F15	*SAMFORD (Nexstar/ESPN3)	1 p.m.
F19	*CHATTANOOGA (ESPN+)	7 p.m.
F22	*at Western Carolina (ESPN3)	7:30 p.m.
F26	*MERCER (ESPN3)	7 p.m.
F29	*at Furman (Nexstar/ESPN+)	4 p.m.
M6-9	at SoCon Championship (Asheville, N.C.)	

# - Illinois Classic (campus sites)




### ETSU

(17-3, 6-1 SoCon)

N6	NEWBERRY (ESPN+)	W, 79-50
N9	at UT Martin (ESPN+)	W, 92-75
N14	WINTHROP (ESPN+)	W, 61-58
N19	at No. 4 Kansas# (ESPN+)	L, 63-75
N23	DELAWARE STATE# (ESPN3)	W, 98-66
N24	SOUTHERN UTAH# (ESPN+)	W, 70-58
N26	APPALACHIAN STATE (ESPN+)	W, 78-69
N30	at Little Rock (ESPN+)	W, 67-63
D4	*at The Citadel (ESPN+)	W, 96-84
D7	at North Dakota State (ESPN+)	L, 68-78
D15	MILLIGAN (ESPN3)	W, 97-41
D18	at LSU (SEC Network)	W, 74-63
D21	CLEVELAND STATE (ESPN3)	W, 80-55
D29	MARS HILL (ESPN3)	W, 117-48
J1	*WOFFORD (ESPN+)	W, 49-48
J4	*at Furman (ESPN3)	L, 56-65
J8	*at UNCG (ESPN+)	W, 64-57
J11	*VMI (Nexstar/ESPN3)	W, 61-55
J15	*SAMFORD (ESPN+)	W, 88-63
J18	*at Western Carolina (Nexstar/ESPN+)	W, 85-66
J25	*CHATTANOOGA (ESPN+)	4 p.m.
J29	*MERCER (ESPN+)	7 p.m.
F1	*UNCG (ESPN+)	4 p.m.
F5	*at Chattanooga (ESPN+)	7 p.m.
F8	*at Mercer (ESPN+)	4:30 p.m.
F12	*THE CITADEL (ESPN+)	7 p.m.
F15	*at VMI (ESPN+)	1 p.m.
F19	*FURMAN (ESPN+)	7 p.m.
F22	*at Samford (ESPN+)	3 p.m.
F26	*at Wofford (ESPN+)	7 p.m.
F29	*WESTERN CAROLINA (ESPN+)	4 p.m.
M6-9	at SoCon Championship (Asheville, N.C.)	

# - Maui Jim Maui Invitational (campus sites)



### Furman

(15-5, 5-2 SoCon)

N5	at Gardner-Webb (ESPN+)	W, 70-63
N8	LOYOLA CHICAGO (ESPN3)	W, 87-63
N12	at Charleston Southern (ESPN+)	W, 91-47
N15	SOUTHERN WESLEYAN# (ESPN3)	W, 83-61
N19	at Alabama# (SEC Network+)	L, 73-81
N22	COLUMBIA INTERNATIONAL (ESPN3)	W, 90-45
N26	at Elon# (FloHoops)	W, 97-61
N27	vs. UT Arlington^	W, 58-57
D2	at South Florida (ESPN3)	L, 55-65
D5	at No. 14 Auburn (SEC Network)	L, 78-81 (OT)
D8	USC UPSTATE (ESPN+)	W, 84-72
D11	NORTH GREENVILLE (ESPN3)	W, 90-65
D14	WINTHROP& (ESPN+)	W, 80-73
D20	*at Mercer (ESPN3)	W, 64-62
J1	*at VMI (ESPN+)	W, 89-73
J4	*ETSU (ESPN3)	W, 65-56
J8	*at Chattanooga (ESPN+)	W, 73-66
J11	*UNCG& (ESPN3)	L, 73-86
J15	*WESTERN CAROLINA (ESPN+)	W, 83-79
J17	*at Wofford (ESPN+)	L, 52-66
J22	*SAMFORD (ESPN+)	7 p.m.
J25	*at The Citadel (ESPN3)	1 p.m.
J29	*VMI (ESPN+)	7 p.m.
F5	*MERCER (ESPN+)	7 p.m.
F8	*at Western Carolina (ESPN+)	2 p.m.
F12	*at Samford (ESPN+)	7:30 p.m.
F15	*CHATTANOOGA (ESPN3)	4 p.m.
F19	*at ETSU (ESPN+)	7 p.m.
F22	*WOFFORD& (Nexstar/ESPN+)	12 p.m.
F26	*at UNCG (ESPN+)	7 p.m.
F29	*THE CITADEL (Nexstar/ESPN+)	4 p.m.
M6-9	at SoCon Championship (Asheville, N.C.)	

# - Bad Boy Mowers Battle 4 Atlantis (campus sites)  
 ^ - Bad Boy Mowers Battle 4 Atlantis (Elon, N.C.)  
 & - Bon Secours Wellness Arena (Greenville, S.C.)




### Mercer

(8-11, 2-4 SoCon)

N6	at St. John's (FS1)	L, 79-109
N8	COLUMBIA INTERNATIONAL (ESPN3)	W, 84-76
N11	KENNESAW STATE (ESPN+)	W, 74-62
N15	FGCU (ESPN3)	W, 84-68
N19	at Georgia Southern (ESPN+)	L, 88-98
N23	at UIC# (ESPN+)	W, 72-68
N26	at St. Bonaventure# (ESPN+)	L, 51-56
D1	vs. Canisius^ (CUSA.TV)	L, 66-76
D2	vs. Holy Cross^ (CUSA.TV)	L, 67-81
D7	GEORGIA STATE (ESPN+)	L, 61-73
D16	at UNCW (FloHoops)	W, 72-63
D20	*FURMAN (ESPN3)	L, 62-64
D22	FLORIDA ATLANTIC (ESPN+)	L, 50-65
D28	MILLIGAN (ESPN3)	W, 104-52
J1	*at UNCG (ESPN+)	L, 63-72
J4	*CHATTANOOGA (ESPN3)	L, 61-70
J11	*at Western Carolina (ESPN+)	L, 71-79
J15	*VMI (ESPN+)	W, 73-62
J18	*at Samford (ESPN3)	W, 90-75
J22	*WESTERN CAROLINA (ESPN+)	7 p.m.
J25	*at VMI (Nexstar/ESPN3)	1 p.m.
J29	*at ETSU (ESPN+)	7 p.m.
F1	*THE CITADEL (Nexstar/ESPN3)	4:30 p.m.
F5	*at Furman (ESPN+)	7 p.m.
F8	*ETSU (ESPN+)	4:30 p.m.
F12	*at Wofford (ESPN+)	7 p.m.
F15	*UNCG (ESPN3)	4:30 p.m.
F19	*SAMFORD (ESPN+)	7 p.m.
F22	*at Chattanooga (ESPN3)	4:30 p.m.
F26	*at The Citadel (ESPN3)	7 p.m.
F29	*WOFFORD (ESPN+)	4:30 p.m.
M6-9	at SoCon Championship (Asheville, N.C.)	

# - Boca Raton Beach Classic (campus sites)  
 ^ - Boca Raton Beach Classic (Boca Raton, Fla.)




### UNC Greensboro

(15-5, 5-2 SoCon)

N5	North Carolina A&T (ESPN3)	W, 83-50
N8	at No. 3 Kansas (ESPN3)	L, 62-74
N11	AVERETT# (ESPN+)	W, 109-51
N15	TENNESSEE TECH#^ (ESPN3)	W, 64-30
N16	MONTANA STATE#^ (ESPN3)	L, 66-67
N18	APPALACHIAN STATE# (ESPN+)	W, 55-41
N24	*VMI (ESPN+)	W, 74-63
N30	at Georgetown (FS2)	W, 65-61
D4	KENNESAW STATE^ (ESPN+)	W, 72-54
D7	at Radford (ESPN+)	W, 60-58
D15	NC STATE (ESPN+)	L, 77-80
D18	at Vermont (ESPN+)	W, 54-53
D21	NORTHERN KENTUCKY^ (ESPN+)	W, 67-50
D28	WILLIAM PEACE (ESPN3)	W, 106-34
J1	*MERCER (ESPN+)	W, 72-63
J4	*at Wofford (Nexstar/ESPN+)	L, 92-98 (2OT)
J8	*ETSU (ESPN+)	L, 57-64
J11	*at Furman& (ESPN3)	W, 86-73
J15	*at The Citadel (ESPN+)	W, 79-69
J18	*CHATTANOOGA (ESPN+)	W, 72-52
J25	*at Samford (ESPN3)	3 p.m.
J29	*at Western Carolina (ESPN+)	7 p.m.
F1	*at ETSU (ESPN+)	4 p.m.
F5	*THE CITADEL (ESPN3)	7 p.m.
F9	*SAMFORD (ESPN+)	1 p.m.
F12	*WESTERN CAROLINA (ESPN+)	7 p.m.
F15	*at Mercer (ESPN3)	4:30 p.m.
F19	*WOFFORD (ESPN+)	7 p.m.
F22	*at VMI (ESPN+)	1 p.m.
F26	*FURMAN (ESPN+)	7 p.m.
F29	*at Chattanooga (ESPN+)	4:30 p.m.
M6-9	at SoCon Championship (Asheville, N.C.)	

# - Spartan Invitational  
 ^ - Fleming Gymnasium (Greensboro, N.C.)  
 & - Bon Secours Wellness Arena (Greenville, S.C.)




### Samford

(8-12, 2-4 SoCon)

N5	at Morehead State (ESPN+)	L, 86-90 (2OT)
N7	KENTUCKY WESLEYAN (ESPN+)	W, 68-42
N11	at Belmont (ESPN+)	L, 63-95
N13	UVA-WISE (ESPN3)	W, 102-64
N16	at North Alabama (ESPN+)	L, 55-61
N19	MANHATTAN (ESPN+)	W, 70-57
N23	TROY (ESPN3)	W, 72-60
N27	at South Dakota State (ESPN3)	L, 77-86
N30	at Louisiana Tech (CUSA.TV)	L, 57-78
D3	AUBURN-MONTGOMERY (ESPN3)	W, 97-64
D7	at Houston Baptist	W, 113-90
D15	at Hawaii (Spectrum Sports)	L, 73-94
D18	ALABAMA# (ESPN+)	L, 87-105
D21	at Georgetown (FS1)	L, 71-99
J1	*THE CITADEL (ESPN+)	W, 69-68
J4	*at VMI (ESPN+)	W, 78-75
J8	*WOFFORD (ESPN+)	L, 62-67
J11	*at Chattanooga (ESPN3)	L, 67-105
J15	*at ETSU (ESPN+)	L, 63-88
J18	*MERCER (ESPN3)	L, 75-90
J22	*at Furman (ESPN+)	7 p.m.
J25	*UNCG (ESPN3)	3 p.m.
J29	*CHATTANOOGA (ESPN+)	7:30 p.m.
F1	*at Wofford (ESPN3)	7 p.m.
F5	*WESTERN CAROLINA (ESPN3)	7:30 p.m.
F9	*at UNCG (ESPN+)	1 p.m.
F12	*FURMAN (ESPN+)	7:30 p.m.
F15	*at The Citadel (Nexstar/ESPN3)	1 p.m.
F19	*at Mercer (ESPN+)	7 p.m.
F22	*ETSU (ESPN+)	3 p.m.
F26	*at Western Carolina (ESPN+)	7 p.m.
F29	*VMI (ESPN3)	5 p.m.
M6-9	at SoCon Championship (Asheville, N.C.)	


# - Legacy Arena at Birmingham-Jefferson Convention Complex (Birmingham, Ala.)



**Chattanooga**  
(12-7, 3-3 SoCon)

N5	at Eastern Kentucky (ESPN+)	L, 68-79
N9	TENNESSEE STATE (SDN)	W, 59-57
N12	at Troy (ESPN+)	W, 74-68
N15	SOUTH ALABAMA (SDN)	W, 90-72
N20	at Florida State# (Fox Sports South/ACCNE)	L, 53-89
N25	at No. 17 Tennessee# (SEC Network)	L, 46-58
N29	vs. Alabama State^ (EmeraldCoast.TV)	W, 74-56
N30	vs. Jacksonville State^ (EmeraldCoast.TV)	W, 63-60
D3	*at Western Carolina (ESPN3)	L, 77-87
D8	TENNESSEE WESLEYAN (ESPN3)	W, 99-51
D11	at Virginia Tech (ACC Network)	L, 58-63
D15	TROY (ESPN+)	W, 84-80 (OT)
D21	at UNC Asheville (ESPN+)	W, 68-64
D29	CUMBERLAND (ESPN3)	W, 72-42
J4	*at Mercer (ESPN3)	W, 70-61
J8	*FURMAN (ESPN+)	L, 66-73
J11	*SAMFORD (ESPN3)	W, 105-67
J15	*WOFFORD (ESPN+)	W, 72-59
J18	*at UNCG (ESPN+)	L, 52-72
J22	*THE CITADEL (ESPN+)	7 p.m.
J25	*at ETSU (ESPN+)	4 p.m.
J29	*at Samford (ESPN+)	7:30 p.m.
F1	*WESTERN CAROLINA (ESPN3)	2 p.m.
F5	*ETSU (ESPN+)	7 p.m.
F8	*at Wofford (Nexstar/ESPN+)	7 p.m.
F12	*VMI (ESPN+)	7 p.m.
F15	*at Furman (ESPN3)	4 p.m.
F19	*at The Citadel (ESPN+)	7 p.m.
F22	*MERCER (ESPN3)	4:30 p.m.
F26	*at VMI (ESPN+)	7 p.m.
F29	*UNCG (ESPN+)	4:30 p.m.
M6-9	at SoCon Championship (Asheville, N.C.)	


# - Emerald Coast Classic (campus sites)  
^ - Emerald Coast Classic (Niceville, Fla.)



**VMI**  
(6-14, 1-6 SoCon)

N5	at East Carolina (ESPN3)	L, 68-80
N8	MARIST (ESPN3)	L, 56-58
N11	PRESBYTERIAN (ESPN+)	L, 77-80 (OT)
N14	at Arkansas State# (ESPN+)	L, 56-71
N15	vs. Idaho^	L, 67-68*
N17	vs. UC Davis^	W, 89-84 (2OT)
N20	CHRISTENDOM# (ESPN3)	W, 96-20
N24	*at UNCG (ESPN+)	L, 63-74
N26	GOUCHER (ESPN3)	W, 98-32
D4	at Duquesne (ESPN+)	L, 58-71
D7	STETSON (ESPN+)	W, 88-61
D11	FERRUM (ESPN3)	W, 78-60
D21	at Virginia Tech (ACC Network)	L, 55-64
D29	at USC Upstate (ESPN+)	L, 82-91
J1	*FURMAN (ESPN+)	L, 73-89
J4	*SAMFORD (ESPN+)	L, 75-78
J8	*WESTERN CAROLINA (ESPN3)	L, 85-97
J11	*at ETSU (Nexstar/ESPN3)	L, 55-61
J15	*at Mercer (ESPN+)	L, 62-73
J18	*THE CITADEL (ESPN+)	W, 88-79
J22	*at Wofford (ESPN+)	7 p.m.
J25	*MERCER (Nexstar/ESPN3)	1 p.m.
J29	*at Furman (ESPN+)	7 p.m.
F5	*WOFFORD (ESPN+)	7 p.m.
F8	*at The Citadel (ESPN+)	1 p.m.
F12	*at Chattanooga (ESPN+)	7 p.m.
F15	*ETSU (ESPN+)	1 p.m.
F19	*at Western Carolina (ESPN+)	7 p.m.
F22	*UNCG (ESPN+)	1 p.m.
F26	*CHATTANOOGA (ESPN+)	7 p.m.
F29	*at Samford (ESPN3)	5 p.m.
M6-9	at SoCon Championship (Asheville, N.C.)	

# - Red Wolves Classic (campus sites)  
^ - Red Wolves Classic (Jonesboro, Ark.)



**Western Carolina**  
(12-5, 4-2 SoCon)

N5	at Georgia (SEC Network+)	L, 72-91
N9	GARDNER-WEBB (ESPN3)	W, 71-59
N12	NORTH CAROLINA A&T (ESPN+)	W, 90-64
N15	at Florida State (Fox Sports South/ACCNE)	L, 74-79
N21	at Jacksonville (ESPN+)	W, 96-94 (2OT)
N24	at Stetson (ESPN+)	W, 70-64
N27	BRYAN (SDN)	W, 78-54
D3	*CHATTANOOGA (ESPN3)	W, 87-77
D7	UNC ASHEVILLE (Nexstar/ESPN3)	W, 78-77
D18	at Xavier (FS1)	L, 61-74
D21	at Tennessee Tech (ESPN+)	W, 89-76
D28	PIEDMONT (SDN)	W, 108-47
J4	*at The Citadel (ESPN+)	W, 86-82
J8	*at VMI (ESPN3)	W, 97-85
J11	*MERCER (ESPN+)	W, 79-71
J15	*at Furman (ESPN+)	L, 79-83
J18	*ETSU (Nexstar/ESPN+)	L, 66-85
J22	*at Mercer (ESPN+)	7 p.m.
J25	*WOFFORD (ESPN3)	7 p.m.
J29	*UNCG (ESPN+)	7 p.m.
F1	*at Chattanooga (ESPN3)	2 p.m.
F5	*at Samford (ESPN3)	7:30 p.m.
F8	*FURMAN (ESPN+)	2 p.m.
F12	*at UNCG (ESPN+)	7 p.m.
F15	*at Wofford (ESPN+)	7 p.m.
F19	*VMI (ESPN+)	7 p.m.
F22	*THE CITADEL (ESPN3)	7:30 p.m.
F26	*SAMFORD (ESPN+)	7 p.m.
F29	*at ETSU (ESPN+)	4 p.m.
M6-9	at SoCon Championship (Asheville, N.C.)	



**Wofford**  
(12-7, 4-2 SoCon)

N5	ERSKINE (ESPN3)	W, 86-63
N9	HIGH POINT (SDN)	W, 89-61
N12	WILLIAM & MARY (ESPN+)	L, 79-80
N16	at Butler# (FS2)	L, 61-80
N18	at Missouri# (SEC Network+)	L, 56-75
N21	at South Florida (ESPN3)	L, 55-69
N26	at Maryland Eastern Shore#	W, 67-42
D2	NORTH CAROLINA CENTRAL (ESPN+)	W, 77-59
D7	GARDNER-WEBB (ESPN3)	W, 81-77
D13	NORTH GREENVILLE (ESPN3)	W, 112-66
D15	at No. 17 North Carolina (ACC Network)	W, 68-64
D19	at No. 4 Duke (ESPN2)	L, 57-86
D22	at Kennesaw State (ESPN+)	W, 83-70
J1	*at ETSU (ESPN+)	L, 48-49
J4	*UNCG (Nexstar/ESPN+)	W, 98-92 (2OT)
J8	*at Samford (ESPN+)	W, 67-762
J11	*THE CITADEL (ESPN3)	W, 73-71
J15	*at Chattanooga (ESPN+)	L, 59-72
J17	*FURMAN (ESPN3)	W, 66-52
J22	*VMI (ESPN+)	7 p.m.
J25	*at Western Carolina (ESPN3)	7 p.m.
J29	*at The Citadel (ESPN+)	7 p.m.
F1	*SAMFORD (ESPN3)	7 p.m.
F5	*at VMI (ESPN+)	7 p.m.
F8	*CHATTANOOGA (Nexstar/ESPN+)	7 p.m.
F12	*MERCER (ESPN+)	7 p.m.
F15	*WESTERN CAROLINA (ESPN+)	7 p.m.
F19	*at UNCG (ESPN+)	7 p.m.
F22	*at Furman& (Nexstar/ESPN+)	12 p.m.
F26	*ETSU (ESPN+)	7 p.m.
F29	*at Mercer (ESPN+)	4:30 p.m.
M6-9	at SoCon Championship (Asheville, N.C.)	

# - Hall of Fame Classic (campus sites)  
& - Bon Secours Wellness Arena (Greenville, S.C.)

**Southern Conference men's basketball media relations information**

<p><b>The Citadel (CitadelSports.com)</b> Milledge Austin (maustin7@citadel.edu) Office: 843-953-6567</p> <p><b>ETSU (ETSUBucs.com)</b> Kevin Brown (brownk@etsu.edu) Office: 423-439-5263</p> <p><b>Furman (FurmanPaladins.com)</b> Jordan Caskey (jordan.caskey@furman.edu) Office: 864-294-3065</p> <p><b>Mercer (MercerBears.com)</b> Travis Rae (rae_tj@mercer.edu) Office: 478-301-5219</p> <p><b>UNCG (UNCGSpartans.com)</b> Mark Pinkerton (mdpinker@uncg.edu) Office: 757-812-1926</p> <p><b>Samford (SamfordSports.com)</b> Joey Mullins (jimmulli1@samford.edu) Office: 205-726-2799</p>	<p><b>Chattanooga (GoMocs.com)</b> Jim Horten (jameshorten@utc.edu) Office: 423-425-2350</p> <p><b>VMI (VMIKeydets.com)</b> Wade Branner (brannerwh@vmi.edu) Office: 540-464-7515</p> <p><b>Western Carolina (CatamountSports.com)</b> Steven Grandy (sgrandy@email.wcu.edu) Office: 828-227-2655</p> <p><b>Wofford (WoffordTerriers.com)</b> Phil Marcello (marcellopr@wofford.edu) Office: 864-597-4092</p> <p><b>Southern Conference (SoConSports.com)</b> Phil Perry (pperry@socon.org) Office: 864-591-5100 // Cell: 864-525-5174</p>
---	--

2019-20 Southern Conference  
CONFERENCE BASKETBALL STATISTICS  
Through games of Jan 21, 2020 (All games)

SCORING OFFENSE	G	W-L	Pts	Avg/G
1. The Citadel	17	6-11	1390	81.8
2. Western Carolina	17	12-5	1381	81.2
3. ETSU	20	17-3	1543	77.2
4. Furman	20	15-5	1535	76.8
5. Samford	20	8-12	1505	75.2
6. UNC Greensboro	20	15-5	1472	73.6
7. VMI	20	6-14	1469	73.4
8. Wofford	19	12-7	1382	72.7
9. Mercer	19	8-11	1372	72.2
10. Chattanooga	19	12-7	1350	71.1

SCORING DEFENSE	G	Pts	Avg/G
1. UNC Greensboro	20	1185	59.2
2. ETSU	20	1237	61.8
3. Furman	20	1322	66.1
4. Chattanooga	19	1258	66.2
5. Wofford	19	1290	67.9
6. VMI	20	1391	69.6
7. Mercer	19	1369	72.1
8. Western Carolina	17	1262	74.2
9. Samford	20	1578	78.9
10. The Citadel	17	1345	79.1

SCORING MARGIN	G	Offense	Defense	Margin
1. ETSU	20	77.2	61.8	+15.3
2. UNC Greensboro	20	73.6	59.2	+14.3
3. Furman	20	76.8	66.1	+10.7
4. Western Carolina	17	81.2	74.2	+7.0
5. Wofford	19	72.7	67.9	+4.8
6. Chattanooga	19	71.1	66.2	+4.8
7. VMI	20	73.4	69.6	+3.9
8. The Citadel	17	81.8	79.1	+2.6
9. Mercer	19	72.2	72.1	+0.2
10. Samford	20	75.2	78.9	-3.7

FREE THROW PCT	G	FTM	FTA	Pct.
1. Wofford	19	204	275	.742
2. VMI	20	208	283	.735
3. Mercer	19	222	306	.725
4. Samford	20	286	406	.704
5. Western Carolina	17	256	364	.703
6. Furman	20	226	322	.702
7. The Citadel	17	224	322	.696
8. ETSU	20	293	434	.675
9. Chattanooga	19	189	286	.661
10. UNC Greensboro	20	202	321	.629

FIELD GOAL PERCENTAGE	G	FGM	FGA	Pct.
1. Furman	20	558	1167	.478
2. ETSU	20	545	1155	.472
3. Western Carolina	17	473	1009	.469
4. Wofford	19	492	1075	.458
5. Mercer	19	505	1129	.447
6. The Citadel	17	494	1105	.447
7. Samford	20	543	1217	.446
8. Chattanooga	19	499	1119	.446
9. UNC Greensboro	20	550	1265	.435
10. VMI	20	520	1198	.434

FIELD GOAL PCT DEFENSE	G	FGM	FGA	Pct.
1. ETSU	20	441	1084	.407
2. UNC Greensboro	20	406	993	.409
3. The Citadel	17	488	1128	.433
4. Western Carolina	17	456	1045	.436
5. Wofford	19	459	1050	.437
6. Mercer	19	482	1100	.438
7. Chattanooga	19	474	1080	.439
8. VMI	20	490	1111	.441
9. Furman	20	506	1142	.443
10. Samford	20	579	1306	.443

3-POINT FG PCT	G	3FGM	3FGA	Pct.
1. Western Carolina	17	179	463	.387
2. Wofford	19	194	521	.372
3. VMI	20	221	597	.370
4. Mercer	19	140	390	.359
5. Chattanooga	19	163	457	.357
6. Furman	20	193	542	.356
7. The Citadel	17	178	512	.348
8. ETSU	20	160	463	.346
9. Samford	20	133	388	.343
10. UNC Greensboro	20	170	531	.320

3-POINT FG PCT DEFENSE	G	3FGM	3FGA	Pct.
1. ETSU	20	113	401	.282
2. Western Carolina	17	114	383	.298
3. The Citadel	17	145	477	.304
4. Furman	20	137	446	.307
5. Chattanooga	19	116	369	.314
6. Wofford	19	146	444	.329
7. UNC Greensboro	20	133	403	.330
8. Samford	20	193	576	.335
9. Mercer	19	141	411	.343
10. VMI	20	148	423	.350

REBOUNDING OFFENSE	G	Rebounds	Avg/G
1. Western Carolina	17	657	38.6
2. The Citadel	17	651	38.3
3. Samford	20	754	37.7
4. ETSU	20	744	37.2
5. UNC Greensboro	20	738	36.9
6. Mercer	19	686	36.1
7. Chattanooga	19	683	35.9
8. VMI	20	709	35.5
9. Furman	20	644	32.2
10. Wofford	19	577	30.4

REBOUNDING DEFENSE	G	Rebounds	Avg/G
1. ETSU	20	635	31.8
2. Mercer	19	608	32.0
3. Wofford	19	612	32.2
4. UNC Greensboro	20	670	33.5
5. Western Carolina	17	570	33.5
6. Furman	20	677	33.8
7. Chattanooga	19	645	33.9
8. VMI	20	701	35.0
9. The Citadel	17	657	38.6
10. Samford	20	782	39.1



2019-20 Southern Conference  
CONFERENCE BASKETBALL STATISTICS  
Through games of Jan 21, 2020 (All games)

REBOUNDING MARGIN					
	G	Team	Avg.	Opp.	Avg. Margin
1. ETSU	20	744	37.2	635	31.8 +5.4
2. Western Carolina	17	657	38.6	570	33.5 +5.1
3. Mercer	19	686	36.1	608	32.0 +4.1
4. UNC Greensboro	20	738	36.9	670	33.5 +3.4
5. Chattanooga	19	683	35.9	645	33.9 +2.0
6. VMI	20	709	35.5	701	35.0 +0.4
7. The Citadel	17	651	38.3	657	38.6 -0.4
8. Samford	20	754	37.7	782	39.1 -1.4
9. Furman	20	644	32.2	677	33.8 -1.6
10. Wofford	19	577	30.4	612	32.2 -1.8

BLOCKED SHOTS			
	G	No.	Avg/G
1. ETSU	20	83	4.2
2. UNC Greensboro	20	78	3.9
3. Samford	20	61	3.1
4. Wofford	19	54	2.8
5. Furman	20	56	2.8
6. Mercer	19	50	2.6
7. VMI	20	51	2.6
8. The Citadel	17	41	2.4
9. Western Carolina	17	30	1.8
10. Chattanooga	19	28	1.5

ASSISTS			
	G	No.	Avg/G
1. VMI	20	340	17.0
2. The Citadel	17	279	16.4
3. Furman	20	298	14.9
4. Western Carolina	17	249	14.6
5. Chattanooga	19	272	14.3
6. ETSU	20	282	14.1
7. Mercer	19	265	13.9
8. Wofford	19	254	13.4
9. UNC Greensboro	20	249	12.5
10. Samford	20	242	12.1

STEALS			
	G	No.	Avg/G
1. UNC Greensboro	20	200	10.0
2. ETSU	20	180	9.0
3. Furman	20	157	7.9
4. The Citadel	17	129	7.6
5. Mercer	19	138	7.3
6. VMI	20	144	7.2
7. Samford	20	140	7.0
8. Wofford	19	111	5.8
9. Western Carolina	17	92	5.4
10. Chattanooga	19	92	4.8

TURNOVER MARGIN					
	G	Team	Avg.	Opp.	Avg. Margin
1. UNC Greensboro	20	234	11.7	386	19.3 +7.6
2. Furman	20	234	11.7	313	15.7 +3.9
3. ETSU	20	250	12.5	323	16.2 +3.7
4. Wofford	19	219	11.5	248	13.1 +1.5
5. VMI	20	252	12.6	278	13.9 +1.3
6. Chattanooga	19	233	12.3	245	12.9 +0.6
7. The Citadel	17	271	15.9	261	15.4 -0.6
8. Samford	20	320	16.0	303	15.2 -0.9
9. Western Carolina	17	247	14.5	229	13.5 -1.1
10. Mercer	19	289	15.2	262	13.8 -1.4

ASSIST/TURNOVER RATIO						
	G	Ast.	Avg.	T/O	Avg.	Ratio
1. VMI	20	340	17.0	252	12.6	1.3
2. Furman	20	298	14.9	234	11.7	1.3
3. Chattanooga	19	272	14.3	233	12.3	1.2
4. Wofford	19	254	13.4	219	11.5	1.2
5. ETSU	20	282	14.1	250	12.5	1.1
6. UNC Greensboro	20	249	12.5	234	11.7	1.1
7. The Citadel	17	279	16.4	271	15.9	1.0
8. Western Carolina	17	249	14.6	247	14.5	1.0
9. Mercer	19	265	13.9	289	15.2	0.9
10. Samford	20	242	12.1	320	16.0	0.8

OFFENSIVE REBOUNDS			
	G	No.	Avg/G
1. UNC Greensboro	20	258	12.9
2. ETSU	20	235	11.8
3. Samford	20	222	11.1
4. VMI	20	214	10.7
5. Western Carolina	17	181	10.6
6. Mercer	19	202	10.6
7. The Citadel	17	176	10.4
8. Chattanooga	19	190	10.0
9. Furman	20	158	7.9
10. Wofford	19	150	7.9

DEFENSIVE REBOUNDS			
	G	No.	Avg/G
1. Western Carolina	17	476	28.0
2. The Citadel	17	475	27.9
3. Samford	20	532	26.6
4. Chattanooga	19	493	25.9
5. Mercer	19	484	25.5
6. ETSU	20	509	25.5
7. VMI	20	495	24.8
8. Furman	20	486	24.3
9. UNC Greensboro	20	480	24.0
10. Wofford	19	427	22.5

DEFENSIVE REB PCT.				
	G	D-Reb	Opp. OR	D-Reb%
1. Chattanooga	19	493	160	.755
2. Western Carolina	17	476	165	.743
3. UNC Greensboro	20	480	167	.742
4. Mercer	19	484	178	.731
5. ETSU	20	509	190	.728
6. Furman	20	486	184	.725
7. The Citadel	17	475	187	.718
8. VMI	20	495	196	.716
9. Wofford	19	427	170	.715
10. Samford	20	532	260	.672

OFFENSIVE REB PCT.				
	G	O-Reb	Opp. DR	O-Reb%
1. ETSU	20	235	445	.346
2. UNC Greensboro	20	258	503	.339
3. Mercer	19	202	430	.320
4. Western Carolina	17	181	405	.309
5. Samford	20	222	522	.298
6. VMI	20	214	505	.298
7. Chattanooga	19	190	485	.281
8. The Citadel	17	176	470	.272
9. Wofford	19	150	442	.253
10. Furman	20	158	493	.243

2019-20 Southern Conference  
CONFERENCE BASKETBALL STATISTICS  
Through games of Jan 21, 2020 (All games)

3-POINT FG MADE	G	No.	Avg/G
1. VMI	20	221	11.1
2. Western Carolina	17	179	10.5
3. The Citadel	17	178	10.5
4. Wofford	19	194	10.2
5. Furman	20	193	9.7
6. Chattanooga	19	163	8.6
7. UNC Greensboro	20	170	8.5
8. ETSU	20	160	8.0
9. Mercer	19	140	7.4
10. Samford	20	133	6.7

2019-20 Southern Conference  
CONFERENCE BASKETBALL STATISTICS  
Through games of Jan 21, 2020 (All games)

Team	Conference	Pct.	PF	PA	Overall	Pct.	PF	PA	Current unbeaten streak
ETSU	6-1	.857	71.3	62.6	17-3	.850	77.2	61.8	ETSU -- 4
Furman	5-2	.714	71.3	69.7	15-5	.750	76.8	66.1	UNC Greensboro -- 3
UNC Greensboro	5-2	.714	76.0	68.9	15-5	.750	73.6	59.2	Mercer -- 2
Western Carolina	4-2	.667	82.3	80.5	12-5	.706	81.2	74.2	VMI -- 1
Wofford	4-2	.667	68.5	66.3	12-7	.632	72.7	67.9	Wofford -- 1
Chattanooga	3-3	.500	73.7	69.8	12-7	.632	71.1	66.2	
Mercer	2-4	.333	70.0	70.3	8-11	.421	72.2	72.1	
Samford	2-4	.333	69.0	82.2	8-12	.400	75.2	78.9	
VMI	1-6	.143	71.6	78.7	6-14	.300	73.4	69.6	
The Citadel	0-6	.000	75.5	81.8	6-11	.353	81.8	79.1	

TEAM SUMMARIES	G	PF-PA	Avg score	Margin	FG-FGA	Pct.	3FG-FGA	Pct.	FT-FTA	Pct.	RebF	RebA	Margin
Chattanooga	19	1350-1258	71.1-66.2	+4.8	499-1119	.446	163-457	.357	189-286	.661	683	645	+2.0
ETSU	20	1543-1237	77.2-61.8	+15.3	545-1155	.472	160-463	.346	293-434	.675	744	635	+5.4
Furman	20	1535-1322	76.8-66.1	+10.7	558-1167	.478	193-542	.356	226-322	.702	644	677	-1.6
Mercer	19	1372-1369	72.2-72.1	+0.2	505-1129	.447	140-390	.359	222-306	.725	686	608	+4.1
Samford	20	1505-1578	75.2-78.9	-3.6	543-1217	.446	133-388	.343	286-406	.704	754	782	-1.4
The Citadel	17	1390-1345	81.8-79.1	+2.6	494-1105	.447	178-512	.348	224-322	.696	651	657	-0.4
UNC Greensboro	20	1472-1185	73.6-59.2	+14.4	550-1265	.435	170-531	.320	202-321	.629	738	670	+3.4
VMI	20	1469-1391	73.4-69.6	+3.9	520-1198	.434	221-597	.370	208-283	.735	709	701	+0.4
Western Carolina	17	1381-1262	81.2-74.2	+7.0	473-1009	.469	179-463	.387	256-364	.703	657	570	+5.1
Wofford	19	1382-1290	72.7-67.9	+4.8	492-1075	.458	194-521	.372	204-275	.742	577	612	-1.8

ATTENDANCE	Home	Average	Away	Average	Neutral	Average	Total	Average
Chattanooga	8-20509	2564	9-51063	5674	2-345	172	19-71917	3785
ETSU	11-46545	4231	9-39552	4395	0-0	0	20-86097	4305
Furman	9-20948	2328	10-34390	3439	1-0	0	20-55338	2767
Mercer	9-20992	2332	8-17125	2141	2-0	0	19-38117	2006
Samford	9-10045	1116	11-28047	2550	0-0	0	20-38092	1905
The Citadel	8-5283	660	9-43090	4788	0-0	0	17-48373	2845
UNC Greensboro	13-45277	3483	7-35265	5038	0-0	0	20-80542	4027
VMI	10-12744	1274	8-24171	3021	2-204	102	20-37119	1856
Western Carolina	8-15074	1884	9-34193	3799	0-0	0	17-49267	2898
Wofford	9-15828	1759	10-44307	4431	0-0	0	19-60135	3165
Totals	94-213245	2269	90-351203	3902	7-549	78	191-564997	2958

2019-20 Southern Conference  
INDIVIDUAL BASKETBALL STATISTICS  
Through games of Jan 21, 2020 (All games)

To be ranked, a player must appear in at least 75.0% of their team's games.

SCORING								REBOUNDING							
	Cl	G	FG	3FG	FT	Pts	Avg/G		Cl	G	Off	Def	Total	Avg/G	
1. Isaiah Miller-UNCG	Jr	20	154	17	44	369	18.5	1. James Dickey-UNCG	Sr	20	58	121	179	9.0	
2. Mason Faulkner-WCU	Jr	17	89	40	92	310	18.2	2. Carlos Dotson-WCU	Sr	16	37	106	143	8.9	
3. Josh Sharkey-SAM	Sr	17	96	19	90	301	17.7	3. Ethan Stair-MER	Sr	19	34	130	164	8.6	
4. Djordje Dimitrijevic-MER	Sr	18	101	40	70	312	17.3	4. Kaelon Harris-CIT	Sr	16	35	100	135	8.4	
5. Ethan Stair-MER	Sr	19	114	41	44	313	16.5	5. Jeromy Rodriguez-ETSU	Sr	15	45	73	118	7.9	
6. Jordan Lyons-FUR	Sr	20	101	49	77	328	16.4	6. Jalen Dupree-SAM	Sr	20	53	90	143	7.2	
7. Kaelon Harris-CIT	Sr	16	75	15	68	233	14.6	7. Clay Mounce-FUR	Jr	20	40	88	128	6.4	
8. Matt Ryan-UTC	Sr	19	95	48	38	276	14.5	8. Robert Allen-SAM	So	19	36	85	121	6.4	
9. Kaiden Rice-CIT	Jr	17	86	54	20	246	14.5	Chevez Goodwin-WOF	Jr	19	47	74	121	6.4	
10. Nathan Hoover-WOF	Sr	19	89	47	49	274	14.4	10. Mason Faulkner-WCU	Jr	17	13	90	103	6.1	
11. Noah Gurley-FUR	So	20	109	13	53	284	14.2	11. Eddie Davis III-CIT	Sr	17	30	71	101	5.9	
12. Carlos Dotson-WCU	Sr	16	90	0	42	222	13.9	12. Garrett Gilkeson-VMI	Sr	20	28	89	117	5.9	
13. Brandon Austin-SAM	Sr	19	94	49	25	262	13.8	13. Bo Hodges-ETSU	Jr	20	31	81	112	5.6	
14. David Jean-Baptiste-UTC	Jr	19	94	35	33	256	13.5	14. Tyler Creammer-VMI	Sr	20	43	67	110	5.5	
15. Clay Mounce-FUR	Jr	20	99	39	31	268	13.4	15. Ramon Vila-UTC	Jr	19	46	58	104	5.5	
Tray Boyd III-ETSU	Sr	20	94	46	34	268	13.4	16. Lucas N'Guessan-ETSU	Sr	20	30	76	106	5.3	
17. Robert Allen-SAM	So	19	99	17	39	254	13.4	17. Rod Johnson-UTC	Jr	18	17	76	93	5.2	
18. Travis Eeve-VMI	Fr	20	92	51	26	261	13.1	18. Noah Gurley-FUR	So	20	28	74	102	5.1	
19. Bo Hodges-ETSU	Jr	20	97	12	50	256	12.8	19. Maciej Bender-MER	Jr	19	34	62	96	5.1	
20. Storm Murphy-WOF	Jr	18	83	38	19	223	12.4	20. Jalen Slawson-FUR	So	20	24	77	101	5.1	
21. Fletcher Abee-CIT	Fr	17	67	45	24	203	11.9								
22. Matt Halvorsen-WCU	Jr	17	59	50	28	196	11.5								
23. Jalen Dupree-SAM	Sr	20	83	10	50	226	11.3								
24. Ramon Vila-UTC	Jr	19	93	1	23	210	11.1								
25. Onno Steger-WCU	Sr	17	57	37	31	182	10.7								
26. Jeromy Rodriguez-ETSU	Sr	15	66	0	28	160	10.7								
27. Kamdyn Curfman-VMI	Fr	20	71	55	14	211	10.6								
28. Garrett Gilkeson-VMI	Sr	20	64	29	51	208	10.4								
29. Mike Bothwell-FUR	So	20	80	30	17	207	10.4								
30. Chevez Goodwin-WOF	Jr	19	85	0	26	196	10.3								

FIELD GOAL PCT						ASSISTS				
	Cl	G	FGM	FGA	Pct.		Cl	G	No.	Avg/G
1. Jeromy Rodriguez-ETSU	Sr	15	66	102	.647	1. Josh Sharkey-SAM	Sr	17	132	7.8
2. Carlos Dotson-WCU	Sr	16	90	143	.629	2. Mason Faulkner-WCU	Jr	17	108	6.4
3. Ramon Vila-UTC	Jr	19	93	152	.612	3. Tyson Batiste-CIT	Sr	17	106	6.2
4. Chevez Goodwin-WOF	Jr	19	85	144	.590	4. Garrett Gilkeson-VMI	Sr	20	72	3.6
5. James Dickey-UNCG	Sr	20	70	124	.565	5. Alex Hunter-FUR	Jr	20	66	3.3
6. Noah Gurley-FUR	So	20	109	196	.556	6. Djordje Dimitrijevic-MER	Sr	18	59	3.3
7. Jalen Dupree-SAM	Sr	20	83	153	.542	7. Isaiah Miller-UNCG	Jr	20	61	3.1
8. Mike Bothwell-FUR	So	20	80	149	.537	8. Isaiah Tisdale-ETSU	Sr	20	60	3.0
9. Kaleb Hunter-UNCG	So	15	54	105	.514	9. Storm Murphy-WOF	Jr	18	52	2.9
10. Clay Mounce-FUR	Jr	20	99	194	.510	10. Greg Parham-VMI	Jr	19	53	2.8
11. Travis Eeve-VMI	Fr	20	92	185	.497	11. Bo Hodges-ETSU	Jr	20	54	2.7
12. Bo Hodges-ETSU	Jr	20	97	196	.495	12. Maurice Commander-UTC	So	19	49	2.6
13. Ethan Stair-MER	Sr	19	114	235	.485	13. Travis Eeve-VMI	Fr	20	49	2.5
14. Josh Sharkey-SAM	Sr	17	96	202	.475	14. Daivien Williamson-ETSU	So	20	47	2.4
15. Storm Murphy-WOF	Jr	18	83	176	.472	15. Jordan Lyons-FUR	Sr	20	46	2.3



2019-20 Southern Conference  
INDIVIDUAL BASKETBALL STATISTICS  
Through games of Jan 21, 2020 (All games)

FREE THROW PCT					
	Cl	G	FTM	FTA	Pct.
1. Nathan Hoover-WOF	Sr	19	49	52	.942
2. Ethan Stair-MER	Sr	19	44	50	.880
3. Jordan Lyons-FUR	Sr	20	77	92	.837
4. Matt Ryan-UTC	Sr	19	38	46	.826
5. Djordje Dimitrijevic-MER	Sr	18	70	85	.824
6. Garrett Gilkeson-VMI	Sr	20	51	64	.797
7. Jalen Dupree-SAM	Sr	20	50	63	.794
8. Josh Sharkey-SAM	Sr	17	90	118	.763
9. Kaleb Hunter-UNCG	So	15	32	42	.762
10. Mason Faulkner-WCU	Jr	17	92	122	.754
11. Kaelon Harris-CIT	Sr	16	68	93	.731
12. Lucas N'Guessan-ETSU	Sr	20	50	69	.725
13. Noah Gurley-FUR	So	20	53	78	.679
14. Myles Lewis-VMI	Jr	20	46	69	.667
15. Bo Hodges-ETSU	Jr	20	50	80	.625

STEALS				
	Cl	G	No.	Avg/G
1. Josh Sharkey-SAM	Sr	17	53	3.1
2. Isaiah Miller-UNCG	Jr	20	53	2.7
3. Clay Mounce-FUR	Jr	20	35	1.8
4. Isaiah Tisdale-ETSU	Sr	20	35	1.8
5. Djordje Dimitrijevic-MER	Sr	18	31	1.7
6. Tray Boyd III-ETSU	Sr	20	31	1.6
Garrett Gilkeson-VMI	Sr	20	31	1.6
8. Patrick Good-ETSU	Jr	20	30	1.5
9. Mason Faulkner-WCU	Jr	17	25	1.5
10. Tyson Batiste-CIT	Sr	17	24	1.4
11. Bo Hodges-ETSU	Jr	20	28	1.4
12. Travis Eeve-VMI	Fr	20	27	1.4
13. Daniel Love-MER	So	19	25	1.3
14. Brandon Austin-SAM	Sr	19	24	1.3
15. Jordan Lyons-FUR	Sr	20	25	1.3

3-POINT FG PCT					
	Cl	G	3FG	FGA	Pct.
1. Jonathan Scott-UTC	Sr	19	22	47	.468
2. Matt Halvorsen-WCU	Jr	17	50	111	.450
3. Isaiah Bigelow-WOF	Fr	19	27	61	.443
4. Storm Murphy-WOF	Jr	18	38	87	.437
5. Onno Steger-WCU	Sr	17	37	86	.430
6. Trevor Stumpe-WOF	Sr	19	29	68	.426
7. Brandon Austin-SAM	Sr	19	49	115	.426
8. Mike Bothwell-FUR	So	20	30	71	.423
9. Sean Conway-VMI	Fr	16	16	38	.421
10. Travis Eeve-VMI	Fr	20	51	122	.418
11. Clay Mounce-FUR	Jr	20	39	96	.406
12. Kamdyn Curfman-VMI	Fr	20	55	137	.401
13. Fletcher Abee-CIT	Fr	17	45	113	.398
14. Djordje Dimitrijevic-MER	Sr	18	40	102	.392
15. Rudy Fitzgibbons III-CIT	Fr	15	23	59	.390

3-POINT FG MADE				
	Cl	G	3FG	Avg/G
1. Kaiden Rice-CIT	Jr	17	54	3.2
2. Matt Halvorsen-WCU	Jr	17	50	2.9
3. Kamdyn Curfman-VMI	Fr	20	55	2.8
4. Fletcher Abee-CIT	Fr	17	45	2.6
5. Brandon Austin-SAM	Sr	19	49	2.6
6. Travis Eeve-VMI	Fr	20	51	2.6
7. Matt Ryan-UTC	Sr	19	48	2.5
8. Nathan Hoover-WOF	Sr	19	47	2.5
9. Jordan Lyons-FUR	Sr	20	49	2.5
10. Mason Faulkner-WCU	Jr	17	40	2.4
11. Tray Boyd III-ETSU	Sr	20	46	2.3
12. Djordje Dimitrijevic-MER	Sr	18	40	2.2
13. Onno Steger-WCU	Sr	17	37	2.2
14. Ethan Stair-MER	Sr	19	41	2.2
15. Storm Murphy-WOF	Jr	18	38	2.1

BLOCKED SHOTS				
	Cl	G	No.	Avg/G
1. James Dickey-UNCG	Sr	20	36	1.8
2. Kyrin Galloway-UNCG	Sr	15	23	1.5
3. Chevez Goodwin-WOF	Jr	19	26	1.4
4. Lucas N'Guessan-ETSU	Sr	20	25	1.3
5. Robert Allen-SAM	So	19	21	1.1
6. Jalen Dupree-SAM	Sr	20	21	1.1
7. Brady Spence-CIT	Fr	15	15	1.0
8. Jake Stephens-VMI	So	20	18	0.9
Bo Hodges-ETSU	Jr	20	18	0.9
10. Messiah Jones-WOF	Fr	19	17	0.9
Maciej Bender-MER	Jr	19	17	0.9
12. Clay Mounce-FUR	Jr	20	17	0.9
13. Jalen Slawson-FUR	So	20	14	0.7
14. Noah Gurley-FUR	So	20	13	0.7
15. Xavier Cork-WCU	Fr	17	10	0.6

ASSIST/TURNOVER RATIO					
	Cl	G	Ast.	T/O	Ratio
1. Alex Hunter-FUR	Jr	20	66	20	3.3
2. Isaiah Tisdale-ETSU	Sr	20	60	20	3.0
3. Garrett Gilkeson-VMI	Sr	20	72	25	2.9
4. Tyson Batiste-CIT	Sr	17	106	54	2.0
5. Mason Faulkner-WCU	Jr	17	108	60	1.8
6. Josh Sharkey-SAM	Sr	17	132	95	1.4
7. Djordje Dimitrijevic-MER	Sr	18	59	50	1.2
8. Isaiah Miller-UNCG	Jr	20	61	52	1.2

2019-20 Southern Conference  
INDIVIDUAL BASKETBALL STATISTICS  
Through games of Jan 21, 2020 (All games)

OFFENSIVE REBOUNDS			
	Cl	G	No. Avg/G
1. Jeromy Rodriguez-ETSU	Sr	15	45 3.0
2. James Dickey-UNCG	Sr	20	58 2.9
3. Jalen Dupree-SAM	Sr	20	53 2.7
4. Chevez Goodwin-WOF	Jr	19	47 2.5
5. Ramon Vila-UTC	Jr	19	46 2.4
6. Carlos Dotson-WCU	Sr	16	37 2.3
7. Kaelon Harris-CIT	Sr	16	35 2.2
8. Tyler Creammer-VMI	Sr	20	43 2.2
9. Isaiah Miller-UNCG	Jr	20	40 2.0
Clay Mounce-FUR	Jr	20	40 2.0
11. Robert Allen-SAM	So	19	36 1.9
12. Messiah Jones-WOF	Fr	19	35 1.8
13. Maciej Bender-MER	Jr	19	34 1.8
Ethan Stair-MER	Sr	19	34 1.8
15. Eddie Davis III-CIT	Sr	17	30 1.8

DEFENSIVE REBOUNDS			
	Cl	G	No. Avg/G
1. Ethan Stair-MER	Sr	19	130 6.8
2. Carlos Dotson-WCU	Sr	16	106 6.6
3. Kaelon Harris-CIT	Sr	16	100 6.3
4. James Dickey-UNCG	Sr	20	121 6.1
5. Mason Faulkner-WCU	Jr	17	90 5.3
6. Jeromy Rodriguez-ETSU	Sr	15	73 4.9
7. Jalen Dupree-SAM	Sr	20	90 4.5
8. Robert Allen-SAM	So	19	85 4.5
9. Garrett Gilkeson-VMI	Sr	20	89 4.5
10. Clay Mounce-FUR	Jr	20	88 4.4
11. Rod Johnson-UTC	Jr	18	76 4.2
12. Eddie Davis III-CIT	Sr	17	71 4.2
13. Bo Hodges-ETSU	Jr	20	81 4.1
14. Nathan Hoover-WOF	Sr	19	76 4.0
15. Chevez Goodwin-WOF	Jr	19	74 3.9

MINUTES PLAYED			
	Cl	G	No. Avg/G
1. Ethan Stair-MER	Sr	19	655 34.5
2. Josh Sharkey-SAM	Sr	17	582 34.2
3. Mason Faulkner-WCU	Jr	17	576 33.9
4. Nathan Hoover-WOF	Sr	19	637 33.5
5. Djordje Dimitrijevic-MER	Sr	18	601 33.4
6. Jordan Lyons-FUR	Sr	20	658 32.9
7. Matt Halvorsen-WCU	Jr	17	556 32.7
8. Brandon Austin-SAM	Sr	19	611 32.2
9. Garrett Gilkeson-VMI	Sr	20	639 32.0
10. Robert Allen-SAM	So	19	607 31.9

2019-20 Southern Conference  
Conference Team Highs  
Through games of Jan 21, 2020 (All games)

TEAM HIGHS (highest totals made by)

Points	129	The Citadel vs Piedmont (12/10/19)
	117	ETSU vs Mars Hill (12/29/19)
	113	Samford at Houston Baptist (12/07/19)
	112	Wofford vs North Greenville (12/13/19)
	109	UNC Greensboro vs Averett (11/11/19)
Margin	76 (96-20)	VMI vs Christendom (11/20/19)
	72 (106-34)	UNC Greensboro vs William Peace (12/28/19)
	69 (117-48)	ETSU vs Mars Hill (12/29/19)
	68 (108-40)	The Citadel vs Carver (12/07/19)
	66 (98-32)	VMI vs Goucher (11/26/19)
Field goals made	46	The Citadel vs Piedmont (12/10/19)
	44	ETSU vs Mars Hill (12/29/19)
	43	Western Carolina vs Piedmont (12/28/19)
	41	Samford vs UVa-Wise (11/13/19)
	41	Mercer vs Milligan (12/28/19)
Field goal attempts	80	The Citadel vs Piedmont (12/10/19)
	79	Samford at Morehead State (11/05/19)
	79	Mercer vs Milligan (12/28/19)
	79	ETSU vs Mars Hill (12/29/19)
	78	UNC Greensboro at Wofford (01/04/20)
Field goal percentage	.698 (37-53)	VMI vs Christendom (11/20/19)
	.661 (39-59)	Wofford vs North Greenville (12/13/19)
	.649 (37-57)	Samford at Houston Baptist (12/07/19)
	.644 (38-59)	Furman vs Columbia Int'l (11/22/19)
	.639 (39-61)	UNC Greensboro vs Averett (11/11/19)
3-Pt FG made	19	Wofford vs North Greenville (12/13/19)
	18	VMI vs Stetson (12/07/19)
	17	Furman at Elon (11/26/19)
	17	VMI vs Goucher (11/26/19)
	17	Chattanooga vs Samford (01/11/20)
3-Pt FG attempts	45	The Citadel at NC State (12/22/19)
	45	UNC Greensboro at Wofford (01/04/20)
	41	Furman at Alabama (11/19/19)
	41	The Citadel at Longwood (12/19/19)
	40	VMI vs Goucher (11/26/19)
3-Pt percentage	.619 (13-21)	Samford at Houston Baptist (12/07/19)
	.615 (16-26)	VMI vs Christendom (11/20/19)
	.600 (9-15)	The Citadel vs UNC Asheville (11/09/19)
	.600 (6-10)	Mercer at UNC Greensboro (01/01/20)
	.594 (19-32)	Wofford vs North Greenville (12/13/19)
Free throws made	28	ETSU vs Delaware State (11/23/19)
	26	Samford at Houston Baptist (12/07/19)
	26	ETSU at UNC Greensboro (01/08/20)
	26	Western Carolina vs Mercer (01/11/20)
	25	Samford vs Mercer (01/18/20)
Free throw attempts	36	ETSU vs Delaware State (11/23/19)
	35	Western Carolina vs Mercer (01/11/20)
	34	Western Carolina at Jacksonville (11/21/19)
	33	ETSU at UNC Greensboro (01/08/20)
	32	Samford at Morehead State (11/05/19)
	32	Western Carolina vs Gardner-Webb (11/09/19)
	32	Samford at Houston Baptist (12/07/19)
	32	VMI vs Ferrum (12/11/19)
	32	ETSU vs Mars Hill (12/29/19)

Free throw percentage	1.000	(13-13)	Wofford vs William & Mary (11/12/19)
	1.000	(6-6)	VMI vs Christendom (11/20/19)
	1.000	(6-6)	Wofford at Samford (01/08/20)
	1.000	(5-5)	VMI vs Samford (01/04/20)
	1.000	(4-4)	Chattanooga vs Wofford (01/15/20)
Rebounds	57		The Citadel vs Carver (12/07/19)
	56		ETSU vs Mars Hill (12/29/19)
	53		The Citadel vs Brevard (11/26/19)
	52		Samford vs Auburn Montgomery (12/03/19)
	50		Western Carolina vs Piedmont (12/28/19)
Assists	29		Chattanooga vs Tennessee Wesleyan (12/08/19)
	28		Chattanooga vs Samford (01/11/20)
	27		Wofford vs North Greenville (12/13/19)
	24		UNC Greensboro vs Averett (11/11/19)
	24		VMI vs UC Davis (11/17/19)
Steals	24		The Citadel vs Carver (12/07/19)
	24		ETSU vs Mars Hill (12/29/19)
	23		UNC Greensboro vs William Peace (12/28/19)
	20		ETSU vs Milligan (12/15/19)
	18		Samford vs Auburn Montgomery (12/03/19)
	17		VMI vs Goucher (11/26/19)
	17		Mercer vs Milligan (12/28/19)
	17		ETSU vs Mars Hill (12/29/19)
	17		UNC Greensboro vs Mercer (01/01/20)
Blocked shots	17		UNC Greensboro at The Citadel (01/15/20)
	8		UNC Greensboro vs Averett (11/11/19)
	8		The Citadel vs Brevard (11/26/19)
	8		UNC Greensboro vs Kennesaw State (12/04/19)
	7		Samford at Morehead State (11/05/19)
	7		ETSU vs Newberry (11/06/19)
	7		ETSU at UT Martin (11/09/19)
	7		Wofford vs High Point (11/09/19)
	7		UNC Greensboro vs Appalachian State (11/18/19)
	7		ETSU vs Delaware State (11/23/19)
Turnovers	7		Mercer at Samford (01/18/20)
	32		The Citadel vs UNC Greensboro (01/15/20)
	26		Samford vs Troy (11/23/19)
	24		Mercer at St. John's (11/06/19)
	24		Mercer at UNC Greensboro (01/01/20)
	22		The Citadel at Georgia (11/12/19)
	22		VMI at Virginia Tech (12/21/19)
Fouls	22		Western Carolina at Tennessee Tech (12/21/19)
	28		Mercer at St. John's (11/06/19)
	28		UNC Greensboro vs Kennesaw State (12/04/19)
	28		UNC Greensboro vs ETSU (01/08/20)
	27		Furman at Auburn (12/05/19)
	26		Western Carolina at Jacksonville (11/21/19)



2019-20 Southern Conference  
Conference Individual Highs  
Through games of Jan 21, 2020 (All games)

INDIVIDUAL PLAYER GAME HIGHS

Points	40		Jordan Lyons (Furman) at VMI (01/01/20)
	34		Djordje Dimitrijevic (Mercer) at Western Carolina (01/11/20)
	33		Jordan Lyons (Furman) at Alabama (11/19/19)
	32		Kaelon Harris (The Citadel) at Wofford (01/11/20)
	31		Mason Faulkner (Western Carolina) vs Chattanooga (12/03/19)
	31		Isaiah Miller (UNC Greensboro) vs Mercer (01/01/20)
Field goals made	13		Jeromy Rodriguez (ETSU) at The Citadel (12/04/19)
	13		Isaiah Miller (UNC Greensboro) vs Mercer (01/01/20)
	12		Isaiah Miller (UNC Greensboro) vs Kennesaw State (12/04/19)
	12		Isaiah Miller (UNC Greensboro) at Radford (12/07/19)
	12		Mike Bothwell (Furman) at Chattanooga (01/08/20)
	12		Isaiah Miller (UNC Greensboro) vs Chattanooga (01/18/20)
Field goal attempts	25		Isaiah Miller (UNC Greensboro) vs Mercer (01/01/20)
	24		Josh Sharkey (Samford) at Morehead State (11/05/19)
	23		Isaiah Miller (UNC Greensboro) at Wofford (01/04/20)
	23		Isaiah Miller (UNC Greensboro) vs Chattanooga (01/18/20)
	21		Greg Parham (VMI) at East Carolina (11/05/19)
	21		Isaiah Miller (UNC Greensboro) vs Montana State (11/16/19)
	21		Isaiah Miller (UNC Greensboro) vs Appalachian State (11/18/19)
	21		Jordan Lyons (Furman) at Alabama (11/19/19)
	21		Isaiah Miller (UNC Greensboro) vs Kennesaw State (12/04/19)
	21		Isaiah Miller (UNC Greensboro) at Radford (12/07/19)
	21		Kaiden Rice (The Citadel) at NC State (12/22/19)
Field goal percentage	1.000	(10-10)	Noah Gurley (Furman) vs Southern Wesleyan (11/15/19)
	.909	(10-11)	Carlos Dotson (Western Carolina) vs Chattanooga (12/03/19)
	.889	(8-9)	Kaleb Hunter (UNC Greensboro) vs Averett (11/11/19)
	.889	(8-9)	Ramon Vila (Chattanooga) vs Tennessee Wesleyan (12/08/19)
	.889	(8-9)	Messiah Jones (Wofford) vs North Greenville (12/13/19)
3-Pt FG made	10		Jordan Lyons (Furman) at VMI (01/01/20)
	8		Onno Steger (Western Carolina) at The Citadel (01/04/20)
	7		Patrick Good (ETSU) at UT Martin (11/09/19)
	7		Deandre Thomas (Samford) vs Troy (11/23/19)
	7		Isaiah Bigelow (Wofford) vs North Greenville (12/13/19)
3-Pt FG attempts	16		Jordan Lyons (Furman) at Alabama (11/19/19)
	15		Kaiden Rice (The Citadel) at NC State (12/22/19)
	14		Kaiden Rice (The Citadel) at Longwood (12/19/19)
	13		Angelo Allegri (UNC Greensboro) at Wofford (01/04/20)
	12		Mason Faulkner (Western Carolina) at Georgia (11/05/19)
	12		Matt Ryan (Chattanooga) at Troy (11/12/19)
	12		Kaiden Rice (The Citadel) at Marist (11/23/19)
	12		Fletcher Abee (The Citadel) vs Carver (12/07/19)
	12		Matt Ryan (Chattanooga) vs Troy (12/15/19)
	12		Travis Eevee (VMI) at Virginia Tech (12/21/19)
	12		Nathan Hoover (Wofford) at Kennesaw State (12/22/19)
	12		Jordan Lyons (Furman) at VMI (01/01/20)
	12		Onno Steger (Western Carolina) at The Citadel (01/04/20)
3-Pt percentage	1.000	(5-5)	Stefan Kenic (Chattanooga) vs Samford (01/11/20)
	.875	(7-8)	Isaiah Bigelow (Wofford) vs North Greenville (12/13/19)
	.857	(6-7)	Matt Ryan (Chattanooga) vs Samford (01/11/20)
	.833	(10-12)	Jordan Lyons (Furman) at VMI (01/01/20)
	.833	(5-6)	Clay Mounce (Furman) vs Loyola Chicago (11/08/19)
	.833	(5-6)	Fletcher Abee (The Citadel) vs UNC Asheville (11/09/19)
	.833	(5-6)	David Jean-Baptiste (Chattanooga) vs South Alabama (11/15/19)
	.833	(5-6)	Daivien Williamson (ETSU) at Little Rock (11/30/19)
	.833	(5-6)	Kamdyn Curfman (VMI) at Virginia Tech (12/21/19)

	.833	(5-6)	Matt Halvorsen (Western Carolina) vs Piedmont (12/28/19)
Free throws made	13		Jordan Lyons (Furman) at Alabama (11/19/19)
	13		Kaelon Harris (The Citadel) at Longwood (12/19/19)
	12		Mason Faulkner (Western Carolina) vs Chattanooga (12/03/19)
	12		Djordje Dimitrijevic (Mercer) at Western Carolina (01/11/20)
	11		Mason Faulkner (Western Carolina) at Stetson (11/24/19)
	11		Josh Sharkey (Samford) vs Auburn Montgomery (12/03/19)
Free throw attempts	16		Mason Faulkner (Western Carolina) vs Chattanooga (12/03/19)
	15		Noah Gurley (Furman) vs UNC Greensboro (01/11/20)
	14		Kaelon Harris (The Citadel) at Longwood (12/19/19)
	14		Djordje Dimitrijevic (Mercer) at Western Carolina (01/11/20)
	13		Jordan Lyons (Furman) at Alabama (11/19/19)
	13		Josh Sharkey (Samford) vs Auburn Montgomery (12/03/19)
	13		Jordan Lyons (Furman) vs Winthrop (12/14/19)
Free throw percentage	1.000	(13-13)	Jordan Lyons (Furman) at Alabama (11/19/19)
	1.000	(9-9)	Garrett Gilkeson (VMI) vs Western Carolina (01/08/20)
	1.000	(9-9)	Nathan Hoover (Wofford) vs The Citadel (01/11/20)
	1.000	(8-8)	Lucas N'Guessan (ETSU) vs Southern Utah (11/24/19)
	1.000	(8-8)	Jalen Dupree (Samford) at Houston Baptist (12/07/19)
	1.000	(8-8)	Jordan Lyons (Furman) at VMI (01/01/20)
	1.000	(8-8)	Eddie Davis III (The Citadel) at VMI (01/18/20)
Rebounds	17		Tyler Creammer (VMI) vs UC Davis (11/17/19)
	16		Jeromy Rodriguez (ETSU) at The Citadel (12/04/19)
	16		Ethan Stair (Mercer) at UNCW (12/16/19)
	15		Carlos Dotson (Western Carolina) at Georgia (11/05/19)
	14		Vonnie Patterson (ETSU) vs Appalachian State (11/26/19)
	14		Eddie Davis III (The Citadel) vs Carver (12/07/19)
	14		Jalen Dupree (Samford) vs Wofford (01/08/20)
Assists	15		Josh Sharkey (Samford) at Houston Baptist (12/07/19)
	15		Josh Sharkey (Samford) vs Alabama (12/18/19)
	14		Josh Sharkey (Samford) vs Troy (11/23/19)
	11		Tyson Batiste (The Citadel) at Southeast Missouri (11/19/19)
	10		Josh Sharkey (Samford) vs Kentucky Wesleyan (11/07/19)
	10		Mason Faulkner (Western Carolina) vs North Carolina A&T (11/12/19)
	10		Djordje Dimitrijevic (Mercer) vs Furman (12/20/19)
	10		Josh Sharkey (Samford) at VMI (01/04/20)
	10		Mason Faulkner (Western Carolina) at Furman (01/15/20)
Steals	9		Isaiah Miller (UNC Greensboro) vs Mercer (01/01/20)
	8		Tray Boyd III (ETSU) vs Mars Hill (12/29/19)
	7		Mohammed Abdulsalam (UNC Greensboro) at Georgetown (11/30/19)
	7		Josh Sharkey (Samford) vs Auburn Montgomery (12/03/19)
	6		Keyshaun Langley (UNC Greensboro) vs Averett (11/11/19)
	6		Djordje Dimitrijevic (Mercer) at Georgia Southern (11/19/19)
	6		Tray Boyd III (ETSU) vs Delaware State (11/23/19)
	6		Josh Sharkey (Samford) at South Dakota State (11/27/19)
	6		Josh Sharkey (Samford) at Hawaii (12/15/19)
	6		Isaiah Miller (UNC Greensboro) at Furman (01/11/20)
Blocked shots	4		Chevez Goodwin (Wofford) vs High Point (11/09/19)
	4		James Dickey (UNC Greensboro) vs Appalachian State (11/18/19)
	4		Logan Dye (Samford) vs Manhattan (11/19/19)
	4		Onno Steger (Western Carolina) at Jacksonville (11/21/19)
	4		James Dickey (UNC Greensboro) vs Kennesaw State (12/04/19)
	4		Maciej Bender (Mercer) vs Furman (12/20/19)
	4		James Dickey (UNC Greensboro) vs Northern Kentucky (12/21/19)
	4		Jake Stephens (VMI) at USC Upstate (12/29/19)
	4		Chevez Goodwin (Wofford) vs The Citadel (01/11/20)
Turnovers	8		Josh Sharkey (Samford) at South Dakota State (11/27/19)
	8		Josh Sharkey (Samford) at Georgetown (12/21/19)

8	Josh Sharkey (Samford) vs The Citadel (01/01/20)
7	Chevez Goodwin (Wofford) vs Erskine (11/05/19)
7	J.P. Robinson (Samford) at Belmont (11/11/19)
7	Mason Faulkner (Western Carolina) vs North Carolina A&T (11/12/19)
7	Tyson Batiste (The Citadel) at Southeast Missouri (11/19/19)
7	Noah Gurley (Furman) vs Winthrop (12/14/19)
7	Josh Sharkey (Samford) vs Alabama (12/18/19)
7	Travis Eevee (VMI) at Virginia Tech (12/21/19)
7	Mason Faulkner (Western Carolina) at VMI (01/08/20)
7	Tyson Batiste (The Citadel) vs UNC Greensboro (01/15/20)
7	Josh Sharkey (Samford) at ETSU (01/15/20)

2019-20 Southern Conference  
CONFERENCE BASKETBALL STATISTICS  
Through games of Jan 21, 2020 (Conference games only)

SCORING OFFENSE	G	W-L	Pts	Avg/G
1. Western Carolina	6	4-2	494	82.3
2. UNC Greensboro	7	5-2	532	76.0
3. The Citadel	6	0-6	453	75.5
4. Chattanooga	6	3-3	442	73.7
5. VMI	7	1-6	501	71.6
6. Furman	7	5-2	499	71.3
ETSU	7	6-1	499	71.3
8. Mercer	6	2-4	420	70.0
9. Samford	6	2-4	414	69.0
10. Wofford	6	4-2	411	68.5

SCORING DEFENSE	G	Pts	Avg/G
1. ETSU	7	438	62.6
2. Wofford	6	398	66.3
3. UNC Greensboro	7	482	68.9
4. Furman	7	488	69.7
5. Chattanooga	6	419	69.8
6. Mercer	6	422	70.3
7. VMI	7	551	78.7
8. Western Carolina	6	483	80.5
9. The Citadel	6	491	81.8
10. Samford	6	493	82.2

SCORING MARGIN	G	Offense	Defense	Margin
1. ETSU	7	71.3	62.6	+8.7
2. UNC Greensboro	7	76.0	68.9	+7.1
3. Chattanooga	6	73.7	69.8	+3.8
4. Wofford	6	68.5	66.3	+2.2
5. Western Carolina	6	82.3	80.5	+1.8
6. Furman	7	71.3	69.7	+1.6
7. Mercer	6	70.0	70.3	-0.3
8. The Citadel	6	75.5	81.8	-6.3
9. VMI	7	71.6	78.7	-7.1
10. Samford	6	69.0	82.2	-13.2

FREE THROW PCT	G	FTM	FTA	Pct.
1. Mercer	6	61	77	.792
2. VMI	7	79	100	.790
3. Samford	6	95	125	.760
4. Western Carolina	6	109	152	.717
5. ETSU	7	100	146	.685
6. Wofford	6	60	88	.682
7. The Citadel	6	77	113	.681
8. Furman	7	76	114	.667
9. UNC Greensboro	7	85	132	.644
10. Chattanooga	6	52	85	.612

FIELD GOAL PERCENTAGE	G	FGM	FGA	Pct.
1. Mercer	6	158	327	.483
2. Chattanooga	6	168	350	.480
3. Furman	7	181	382	.474
4. Western Carolina	6	161	345	.467
5. ETSU	7	176	393	.448
6. Wofford	6	150	336	.446
7. UNC Greensboro	7	197	452	.436
8. The Citadel	6	160	370	.432
9. Samford	6	144	349	.413
10. VMI	7	177	430	.412

FIELD GOAL PCT DEFENSE	G	FGM	FGA	Pct.
1. Wofford	6	142	353	.402
2. ETSU	7	154	370	.416
3. Mercer	6	145	342	.424
4. Western Carolina	6	174	389	.447
5. The Citadel	6	173	386	.448
6. UNC Greensboro	7	164	358	.458
7. Chattanooga	6	162	353	.459
8. VMI	7	182	392	.464
9. Furman	7	191	405	.472
10. Samford	6	185	386	.479

3-POINT FG PCT	G	3FGM	3FGA	Pct.
1. Western Carolina	6	63	151	.417
2. Chattanooga	6	54	143	.378
3. Mercer	6	43	122	.352
4. VMI	7	68	196	.347
5. Furman	7	61	178	.343
6. Wofford	6	51	156	.327
7. UNC Greensboro	7	53	163	.325
8. The Citadel	6	56	173	.324
9. ETSU	7	47	157	.299
10. Samford	6	31	108	.287

3-POINT FG PCT DEFENSE	G	3FGM	3FGA	Pct.
1. Wofford	6	52	181	.287
2. Western Carolina	6	45	152	.296
3. Chattanooga	6	39	121	.322
4. ETSU	7	44	136	.324
5. The Citadel	6	54	165	.327
6. Furman	7	56	165	.339
7. Mercer	6	46	129	.357
8. UNC Greensboro	7	56	152	.368
9. VMI	7	62	165	.376
10. Samford	6	73	181	.403

REBOUNDING OFFENSE	G	Rebounds	Avg/G
1. Western Carolina	6	232	38.7
2. ETSU	7	250	35.7
3. Samford	6	210	35.0
VMI	7	245	35.0
5. UNC Greensboro	7	241	34.4
6. Chattanooga	6	206	34.3
7. The Citadel	6	205	34.2
8. Mercer	6	204	34.0
9. Wofford	6	193	32.2
10. Furman	7	217	31.0

REBOUNDING DEFENSE	G	Rebounds	Avg/G
1. Mercer	6	183	30.5
2. Furman	7	221	31.6
3. ETSU	7	226	32.3
4. Chattanooga	6	199	33.2
5. Western Carolina	6	203	33.8
6. UNC Greensboro	7	238	34.0
7. Wofford	6	206	34.3
8. VMI	7	256	36.6
9. Samford	6	228	38.0
10. The Citadel	6	243	40.5



2019-20 Southern Conference  
CONFERENCE BASKETBALL STATISTICS  
Through games of Jan 21, 2020 (Conference games only)

REBOUNDING MARGIN	G	Team	Avg.	Opp.	Avg.	Margin
1.	6	Western Carolina	232	38.7	203	33.8 +4.8
2.	6	Mercer	204	34.0	183	30.5 +3.5
3.	7	ETSU	250	35.7	226	32.3 +3.4
4.	6	Chattanooga	206	34.3	199	33.2 +1.2
5.	7	UNC Greensboro	241	34.4	238	34.0 +0.4
6.	7	Furman	217	31.0	221	31.6 -0.6
7.	7	VMI	245	35.0	256	36.6 -1.6
8.	6	Wofford	193	32.2	206	34.3 -2.2
9.	6	Samford	210	35.0	228	38.0 -3.0
10.	6	The Citadel	205	34.2	243	40.5 -6.3

BLOCKED SHOTS	G	No.	Avg/G
1.	6	Mercer	22 3.7
2.	7	ETSU	23 3.3
3.	6	Samford	19 3.2
4.	6	Wofford	18 3.0
5.	7	UNC Greensboro	18 2.6
6.	6	The Citadel	15 2.5
7.	7	Furman	17 2.4
8.	7	VMI	11 1.6
9.	6	Chattanooga	8 1.3
10.	6	Western Carolina	7 1.2

ASSISTS	G	No.	Avg/G
1.	7	VMI	121 17.3
2.	6	Western Carolina	86 14.3
	6	Chattanooga	86 14.3
4.	6	The Citadel	85 14.2
5.	7	Furman	94 13.4
6.	6	Mercer	71 11.8
7.	7	ETSU	80 11.4
8.	6	Wofford	67 11.2
9.	7	UNC Greensboro	75 10.7
10.	6	Samford	49 8.2

STEALS	G	No.	Avg/G
1.	7	UNC Greensboro	82 11.7
2.	7	ETSU	59 8.4
3.	6	The Citadel	39 6.5
4.	6	Mercer	36 6.0
5.	7	Furman	41 5.9
6.	6	Samford	34 5.7
7.	7	VMI	39 5.6
8.	6	Wofford	31 5.2
9.	6	Chattanooga	26 4.3
10.	6	Western Carolina	23 3.8

TURNOVER MARGIN	G	Team	Avg.	Opp.	Avg.	Margin
1.	7	UNC Greensboro	86	12.3	142	20.3 +8.0
2.	7	ETSU	86	12.3	101	14.4 +2.1
3.	6	Wofford	73	12.2	78	13.0 +0.8
4.	6	Samford	86	14.3	84	14.0 -0.3
5.	6	Chattanooga	66	11.0	63	10.5 -0.5
6.	7	Furman	89	12.7	85	12.1 -0.6
7.	7	VMI	95	13.6	89	12.7 -0.9
8.	6	The Citadel	96	16.0	82	13.7 -2.3
9.	6	Mercer	94	15.7	71	11.8 -3.8
10.	6	Western Carolina	78	13.0	54	9.0 -4.0

ASSIST/TURNOVER RATIO	G	Ast.	Avg.	T/O	Avg.	Ratio
1.	6	Chattanooga	86	14.3	66	11.0 1.3
2.	7	VMI	121	17.3	95	13.6 1.3
3.	6	Western Carolina	86	14.3	78	13.0 1.1
4.	7	Furman	94	13.4	89	12.7 1.1
5.	7	ETSU	80	11.4	86	12.3 0.9
6.	6	Wofford	67	11.2	73	12.2 0.9
7.	6	The Citadel	85	14.2	96	16.0 0.9
8.	7	UNC Greensboro	75	10.7	86	12.3 0.9
9.	6	Mercer	71	11.8	94	15.7 0.8
10.	6	Samford	49	8.2	86	14.3 0.6

OFFENSIVE REBOUNDS	G	No.	Avg/G
1.	7	UNC Greensboro	81 11.6
2.	7	VMI	78 11.1
3.	7	ETSU	77 11.0
4.	6	Samford	65 10.8
5.	6	Western Carolina	61 10.2
6.	6	The Citadel	56 9.3
7.	6	Chattanooga	50 8.3
8.	6	Mercer	47 7.8
9.	7	Furman	49 7.0
	6	Wofford	42 7.0

DEFENSIVE REBOUNDS	G	No.	Avg/G
1.	6	Western Carolina	171 28.5
2.	6	Mercer	157 26.2
3.	6	Chattanooga	156 26.0
4.	6	Wofford	151 25.2
5.	6	The Citadel	149 24.8
6.	7	ETSU	173 24.7
7.	6	Samford	145 24.2
8.	7	Furman	168 24.0
9.	7	VMI	167 23.9
10.	7	UNC Greensboro	160 22.9

DEFENSIVE REB PCT.	G	D-Reb	Opp. OR	D-Reb%
1.	6	Chattanooga	156	50 .757
2.	7	Furman	168	55 .753
3.	7	UNC Greensboro	160	55 .744
4.	6	Western Carolina	171	60 .740
5.	7	ETSU	173	62 .736
6.	6	Wofford	151	55 .733
7.	6	Mercer	157	58 .730
8.	7	VMI	167	68 .711
9.	6	The Citadel	149	72 .674
10.	6	Samford	145	71 .671

OFFENSIVE REB PCT.	G	O-Reb	Opp. DR	O-Reb%
1.	7	ETSU	77	164 .320
2.	7	UNC Greensboro	81	183 .307
3.	6	Western Carolina	61	143 .299
4.	7	VMI	78	188 .293
5.	6	Samford	65	157 .293
6.	6	Mercer	47	125 .273
7.	6	Chattanooga	50	149 .251
8.	6	The Citadel	56	171 .247
9.	7	Furman	49	166 .228
10.	6	Wofford	42	151 .218

2019-20 Southern Conference  
CONFERENCE BASKETBALL STATISTICS  
Through games of Jan 21, 2020 (Conference games only)

3-POINT FG MADE	G	No.	Avg/G
1. Western Carolina	6	63	10.5
2. VMI	7	68	9.7
3. The Citadel	6	56	9.3
4. Chattanooga	6	54	9.0
5. Furman	7	61	8.7
6. Wofford	6	51	8.5
7. UNC Greensboro	7	53	7.6
8. Mercer	6	43	7.2
9. ETSU	7	47	6.7
10. Samford	6	31	5.2

2019-20 Southern Conference  
CONFERENCE BASKETBALL STATISTICS  
Through games of Jan 21, 2020 (Conference games only)

Team	Conference	Pct.	PF	PA	Overall	Pct.	PF	PA	Current unbeaten streak
ETSU	6-1	.857	71.3	62.6	6-1	.857	71.3	62.6	ETSU -- 4
UNC Greensboro	5-2	.714	76.0	68.9	5-2	.714	76.0	68.9	UNC Greensboro -- 3
Furman	5-2	.714	71.3	69.7	5-2	.714	71.3	69.7	Mercer -- 2
Western Carolina	4-2	.667	82.3	80.5	4-2	.667	82.3	80.5	VMI -- 1
Wofford	4-2	.667	68.5	66.3	4-2	.667	68.5	66.3	Wofford -- 1
Chattanooga	3-3	.500	73.7	69.8	3-3	.500	73.7	69.8	
Mercer	2-4	.333	70.0	70.3	2-4	.333	70.0	70.3	
Samford	2-4	.333	69.0	82.2	2-4	.333	69.0	82.2	
VMI	1-6	.143	71.6	78.7	1-6	.143	71.6	78.7	
The Citadel	0-6	.000	75.5	81.8	0-6	.000	75.5	81.8	

TEAM SUMMARIES	G	PF-PA	Avg score	Margin	FG-FGA	Pct.	3FG-FGA	Pct.	FT-FTA	Pct.	RebF	RebA	Margin
Chattanooga	6	442-419	73.7-69.8	+3.8	168-350	.480	54-143	.378	52-85	.612	206	199	+1.2
ETSU	7	499-438	71.3-62.6	+8.7	176-393	.448	47-157	.299	100-146	.685	250	226	+3.4
Furman	7	499-488	71.3-69.7	+1.6	181-382	.474	61-178	.343	76-114	.667	217	221	-0.6
Mercer	6	420-422	70.0-70.3	-0.3	158-327	.483	43-122	.352	61-77	.792	204	183	+3.5
Samford	6	414-493	69.0-82.2	-13.2	144-349	.413	31-108	.287	95-125	.760	210	228	-3.0
The Citadel	6	453-491	75.5-81.8	-6.3	160-370	.432	56-173	.324	77-113	.681	205	243	-6.3
UNC Greensboro	7	532-482	76.0-68.9	+7.1	197-452	.436	53-163	.325	85-132	.644	241	238	+0.4
VMI	7	501-551	71.6-78.7	-7.1	177-430	.412	68-196	.347	79-100	.790	245	256	-1.6
Western Carolina	6	494-483	82.3-80.5	+1.8	161-345	.467	63-151	.417	109-152	.717	232	203	+4.8
Wofford	6	411-398	68.5-66.3	+2.2	150-336	.446	51-156	.327	60-88	.682	193	206	-2.2

ATTENDANCE	Home	Average	Away	Average	Neutral	Average	Total	Average
Chattanooga	3-8392	2797	3-10363	3454	0-0	0	6-18755	3126
ETSU	3-14208	4736	4-9731	2433	0-0	0	7-23939	3420
Furman	3-8655	2885	4-10337	2584	0-0	0	7-18992	2713
Mercer	3-8955	2985	3-5433	1811	0-0	0	6-14388	2398
Samford	3-1599	533	3-7862	2621	0-0	0	6-9461	1577
The Citadel	3-2393	798	3-5458	1819	0-0	0	6-7851	1308
UNC Greensboro	4-13166	3292	3-7580	2527	0-0	0	7-20746	2964
VMI	4-5381	1345	3-9931	3310	0-0	0	7-15312	2187
Western Carolina	3-8073	2691	3-3396	1132	0-0	0	6-11469	1912
Wofford	3-7779	2593	3-8510	2837	0-0	0	6-16289	2715
Totals	32-78601	2456	32-78601	2456	0-0	0	64-157202	2456

2019-20 Southern Conference  
INDIVIDUAL BASKETBALL STATISTICS  
Through games of Jan 21, 2020 (Conference games only)

To be ranked, a player must appear in at least 75.0% of their team's games.

SCORING							REBOUNDING							
	Cl	G	FG	3FG	FT	Pts	Avg/G		Cl	G	Off	Def	Total	Avg/G
1. Isaiah Miller-UNCG	Jr	7	67	7	23	164	23.4	1. James Dickey-UNCG	Sr	7	20	50	70	10.0
2. Djordje Dimitrijevic-MER	Sr	6	44	18	23	129	21.5	2. Carlos Dotson-WCU	Sr	5	9	40	49	9.8
3. Mason Faulkner-WCU	Jr	6	31	14	42	118	19.7	3. Kaelon Harris-CIT	Sr	5	11	34	45	9.0
4. Jordan Lyons-FUR	Sr	7	39	22	29	129	18.4	4. Jalen Dupree-SAM	Sr	6	17	30	47	7.8
5. Josh Sharkey-SAM	Sr	6	38	8	24	108	18.0	5. Maciej Bender-MER	Jr	6	13	28	41	6.8
6. Carlos Dotson-WCU	Sr	5	37	0	10	84	16.8	Chevez Goodwin-WOF	Jr	6	13	28	41	6.8
7. Kaelon Harris-CIT	Sr	5	27	4	23	81	16.2	Mason Faulkner-WCU	Jr	6	7	34	41	6.8
8. Nathan Hoover-WOF	Sr	6	33	17	14	97	16.2	8. Robert Allen-SAM	So	6	7	32	39	6.5
9. Kaiden Rice-CIT	Jr	6	33	18	12	96	16.0	9. Garrett Gilkeson-VMI	Sr	7	11	34	45	6.4
10. Matt Ryan-UTC	Sr	6	36	15	7	94	15.7	10. Ethan Stair-MER	Sr	6	8	29	37	6.2
11. David Jean-Baptiste-UTC	Jr	6	33	13	9	88	14.7	11. Lucas N'Guessan-ETSU	Sr	7	12	31	43	6.1
12. Garrett Gilkeson-VMI	Sr	7	27	13	25	92	13.1	12. Clay Mounce-FUR	Jr	7	15	26	41	5.9
13. Robert Allen-SAM	So	6	30	4	14	78	13.0	Noah Gurley-FUR	So	7	9	32	41	5.9
Onno Steger-WCU	Sr	6	24	18	12	78	13.0	14. Tyler Creamer-VMI	Sr	7	13	25	38	5.4
15. Tray Boyd III-ETSU	Sr	7	31	16	11	89	12.7	15. Bo Hodges-ETSU	Jr	7	5	32	37	5.3
16. Ramon Vila-UTC	Jr	6	33	0	10	76	12.7	16. Rod Johnson-UTC	Jr	5	4	22	26	5.2
Chevez Goodwin-WOF	Jr	6	35	0	6	76	12.7	17. Onno Steger-WCU	Sr	6	10	21	31	5.2
18. Ethan Stair-MER	Sr	6	31	7	6	75	12.5	18. Jake Stephens-VMI	So	7	11	23	34	4.9
19. Noah Gurley-FUR	So	7	35	2	15	87	12.4	Isaiah Tisdale-ETSU	Sr	7	11	23	34	4.9
20. Matt Halvorsen-WCU	Jr	6	19	17	18	73	12.2	Jalen Slawson-FUR	So	7	9	25	34	4.9
Fletcher Abee-CIT	Fr	6	23	15	12	73	12.2							
22. Travis Eeve-VMI	Fr	7	30	12	13	85	12.1							
23. Clay Mounce-FUR	Jr	7	31	10	11	83	11.9							
24. Mike Bothwell-FUR	So	7	31	11	4	77	11.0							
25. Angelo Allegri-UNCG	So	7	26	12	10	74	10.6							
26. Isaiah Tisdale-ETSU	Sr	7	23	8	18	72	10.3							
27. Brandon Austin-SAM	Sr	5	17	11	5	50	10.0							
28. Jeff Gary-MER	Jr	6	22	8	6	58	9.7							
29. Tyson Batiste-CIT	Sr	6	23	4	4	54	9.0							
30. Jake Stephens-VMI	So	7	21	11	9	62	8.9							
James Dickey-UNCG	Sr	7	26	0	10	62	8.9							

FIELD GOAL PCT						ASSISTS				
	Cl	G	FGM	FGA	Pct.		Cl	G	No.	Avg/G
1. Carlos Dotson-WCU	Sr	5	37	51	.725	1. Mason Faulkner-WCU	Jr	6	38	6.3
2. Chevez Goodwin-WOF	Jr	6	35	51	.686	2. Tyson Batiste-CIT	Sr	6	37	6.2
3. Lucas N'Guessan-ETSU	Sr	7	21	31	.677	3. Josh Sharkey-SAM	Sr	6	28	4.7
4. Ramon Vila-UTC	Jr	6	33	54	.611	4. Greg Parham-VMI	Jr	7	31	4.4
5. Tyson Batiste-CIT	Sr	6	23	39	.590	5. Garrett Gilkeson-VMI	Sr	7	28	4.0
6. Mike Bothwell-FUR	So	7	31	54	.574	Storm Murphy-WOF	Jr	6	24	4.0
7. James Dickey-UNCG	Sr	7	26	46	.565	7. Isaiah Tisdale-ETSU	Sr	7	25	3.6
8. Stefan Kenic-UTC	Jr	6	18	33	.545	8. Maurice Commander-UTC	So	6	19	3.2
9. Ethan Stair-MER	Sr	6	31	57	.544	Djordje Dimitrijevic-MER	Sr	6	19	3.2
10. Noah Gurley-FUR	So	7	35	65	.538	10. Isaiah Miller-UNCG	Jr	7	21	3.0
11. Djordje Dimitrijevic-MER	Sr	6	44	85	.518	Noah Gurley-FUR	So	7	21	3.0
12. Maciej Bender-MER	Jr	6	22	43	.512	12. Alex Hunter-FUR	Jr	7	20	2.9
13. Josh Sharkey-SAM	Sr	6	38	77	.494	13. David Jean-Baptiste-UTC	Jr	6	17	2.8
14. Jalen Dupree-SAM	Sr	6	18	37	.486	14. Bo Hodges-ETSU	Jr	7	17	2.4
15. Clay Mounce-FUR	Jr	7	31	64	.484	15. Travis Eeve-VMI	Fr	7	16	2.3

2019-20 Southern Conference  
INDIVIDUAL BASKETBALL STATISTICS  
Through games of Jan 21, 2020 (Conference games only)

FREE THROW PCT					
	Cl	G	FTM	FTA	Pct.
1. Matt Halvorsen-WCU	Jr	6	18	19	.947
2. Nathan Hoover-WOF	Sr	6	14	15	.933
3. Fletcher Abee-CIT	Fr	6	12	14	.857
4. Djordje Dimitrijevic-MER	Sr	6	23	27	.852
5. Garrett Gilkeson-VMI	Sr	7	25	30	.833
6. Malik Massey-UNCG	Sr	7	17	21	.810
7. Josh Sharkey-SAM	Sr	6	24	31	.774
8. Deandre Thomas-SAM	So	6	17	22	.773
9. Jordan Lyons-FUR	Sr	7	29	38	.763
10. Onno Steger-WCU	Sr	6	12	16	.750
11. Mason Faulkner-WCU	Jr	6	42	57	.737
Robert Allen-SAM	So	6	14	19	.737
13. Kaelon Harris-CIT	Sr	5	23	33	.697
14. Lucas N'Guessan-ETSU	Sr	7	17	25	.680
15. Isaiah Miller-UNCG	Jr	7	23	36	.639

STEALS				
	Cl	G	No.	Avg/G
1. Isaiah Miller-UNCG	Jr	7	28	4.0
2. Malik Massey-UNCG	Sr	7	13	1.9
Patrick Good-ETSU	Jr	7	13	1.9
4. Josh Sharkey-SAM	Sr	6	11	1.8
5. Djordje Dimitrijevic-MER	Sr	6	10	1.7
6. Bo Hodges-ETSU	Jr	7	11	1.6
Isaiah Tisdale-ETSU	Sr	7	11	1.6
8. Fletcher Abee-CIT	Fr	6	9	1.5
9. Mason Faulkner-WCU	Jr	6	8	1.3
David Jean-Baptiste-UTC	Jr	6	8	1.3
Daniel Love-MER	So	6	8	1.3
Ethan Stair-MER	Sr	6	8	1.3
Deandre Thomas-SAM	So	6	8	1.3
Tyson Batiste-CIT	Sr	6	8	1.3
15. Jordan Lyons-FUR	Sr	7	8	1.1
Travis Eeve-VMI	Fr	7	8	1.1

3-POINT FG PCT					
	Cl	G	3FG	FGA	Pct.
1. Onno Steger-WCU	Sr	6	18	32	.563
2. Mike Bothwell-FUR	So	7	11	22	.500
Stefan Kenic-UTC	Jr	6	9	18	.500
4. David Jean-Baptiste-UTC	Jr	6	13	27	.481
5. Matt Halvorsen-WCU	Jr	6	17	36	.472
6. Djordje Dimitrijevic-MER	Sr	6	18	40	.450
7. Maurice Commander-UTC	So	6	7	17	.412
8. Jordan Lyons-FUR	Sr	7	22	54	.407
9. Josh Sharkey-SAM	Sr	6	8	20	.400
10. Brandon Austin-SAM	Sr	5	11	28	.393
11. Keyshaun Langley-UNCG	Fr	7	7	18	.389
12. Fletcher Abee-CIT	Fr	6	15	39	.385
13. Garrett Gilkeson-VMI	Sr	7	13	34	.382
14. Isaiah Bigelow-WOF	Fr	6	9	24	.375
15. Greg Parham-VMI	Jr	7	10	27	.370

3-POINT FG MADE				
	Cl	G	3FG	Avg/G
1. Jordan Lyons-FUR	Sr	7	22	3.1
2. Onno Steger-WCU	Sr	6	18	3.0
Djordje Dimitrijevic-MER	Sr	6	18	3.0
Kaiden Rice-CIT	Jr	6	18	3.0
5. Matt Halvorsen-WCU	Jr	6	17	2.8
Nathan Hoover-WOF	Sr	6	17	2.8
7. Matt Ryan-UTC	Sr	6	15	2.5
Fletcher Abee-CIT	Fr	6	15	2.5
9. Mason Faulkner-WCU	Jr	6	14	2.3
10. Tray Boyd III-ETSU	Sr	7	16	2.3
11. Brandon Austin-SAM	Sr	5	11	2.2
12. David Jean-Baptiste-UTC	Jr	6	13	2.2
13. Garrett Gilkeson-VMI	Sr	7	13	1.9
14. Travis Eeve-VMI	Fr	7	12	1.7
Kamdyn Curfman-VMI	Fr	7	12	1.7
Angelo Allegri-UNCG	So	7	12	1.7
Alex Hunter-FUR	Jr	7	12	1.7
Michael Hueitt Jr.-UNCG	So	7	12	1.7

BLOCKED SHOTS				
	Cl	G	No.	Avg/G
1. Maciej Bender-MER	Jr	6	11	1.8
2. James Dickey-UNCG	Sr	7	10	1.4
3. Messiah Jones-WOF	Fr	6	8	1.3
4. Lucas N'Guessan-ETSU	Sr	7	9	1.3
5. Robert Allen-SAM	So	6	7	1.2
Chevez Goodwin-WOF	Jr	6	7	1.2
7. Jalen Slawson-FUR	So	7	7	1.0
Jalen Dupree-SAM	Sr	6	6	1.0
Brady Spence-CIT	Fr	6	6	1.0
10. Clay Mounce-FUR	Jr	7	5	0.7
11. Eddie Davis III-CIT	Sr	6	4	0.7
12. Tray Boyd III-ETSU	Sr	7	4	0.6
Bo Hodges-ETSU	Jr	7	4	0.6
14. Logan Dye-SAM	So	6	3	0.5
Will Miller-VMI	Sr	6	3	0.5
Victor Bafutto-MER	So	6	3	0.5

ASSIST/TURNOVER RATIO					
	Cl	G	Ast.	T/O	Ratio
1. Isaiah Tisdale-ETSU	Sr	7	25	6	4.2
2. Storm Murphy-WOF	Jr	6	24	10	2.4
3. Greg Parham-VMI	Jr	7	31	13	2.4
4. Garrett Gilkeson-VMI	Sr	7	28	12	2.3
5. Mason Faulkner-WCU	Jr	6	38	21	1.8
6. Maurice Commander-UTC	So	6	19	11	1.7
7. Tyson Batiste-CIT	Sr	6	37	23	1.6
8. Isaiah Miller-UNCG	Jr	7	21	15	1.4
9. Djordje Dimitrijevic-MER	Sr	6	19	18	1.1
10. Noah Gurley-FUR	So	7	21	21	1.0
11. Josh Sharkey-SAM	Sr	6	28	33	0.8

2019-20 Southern Conference  
INDIVIDUAL BASKETBALL STATISTICS  
Through games of Jan 21, 2020 (Conference games only)

OFFENSIVE REBOUNDS				
	Cl	G	No.	Avg/G
1. James Dickey-UNCG	Sr	7	20	2.9
2. Jalen Dupree-SAM	Sr	6	17	2.8
3. Ramon Vila-UTC	Jr	6	16	2.7
4. Xavier Cork-WCU	Fr	6	15	2.5
5. Kaelon Harris-CIT	Sr	5	11	2.2
6. Maciej Bender-MER	Jr	6	13	2.2
Chevez Goodwin-WOF	Jr	6	13	2.2
8. Clay Mounce-FUR	Jr	7	15	2.1
9. Messiah Jones-WOF	Fr	6	12	2.0
10. Isaiah Miller-UNCG	Jr	7	13	1.9
Tyler Creammer-VMI	Sr	7	13	1.9
12. Carlos Dotson-WCU	Sr	5	9	1.8
13. Mohammed Abdulsalam-UNCG	So	7	12	1.7
Lucas N'Guessan-ETSU	Sr	7	12	1.7
15. Onno Steger-WCU	Sr	6	10	1.7
Trevor Stumpe-WOF	Sr	6	10	1.7

DEFENSIVE REBOUNDS				
	Cl	G	No.	Avg/G
1. Carlos Dotson-WCU	Sr	5	40	8.0
2. James Dickey-UNCG	Sr	7	50	7.1
3. Kaelon Harris-CIT	Sr	5	34	6.8
4. Mason Faulkner-WCU	Jr	6	34	5.7
5. Robert Allen-SAM	So	6	32	5.3
6. Jalen Dupree-SAM	Sr	6	30	5.0
7. Garrett Gilkeson-VMI	Sr	7	34	4.9
8. Ethan Stair-MER	Sr	6	29	4.8
9. Maciej Bender-MER	Jr	6	28	4.7
Chevez Goodwin-WOF	Jr	6	28	4.7
11. Noah Gurley-FUR	So	7	32	4.6
Bo Hodges-ETSU	Jr	7	32	4.6
13. Lucas N'Guessan-ETSU	Sr	7	31	4.4
14. Rod Johnson-UTC	Jr	5	22	4.4
15. Matt Ryan-UTC	Sr	6	24	4.0

MINUTES PLAYED				
	Cl	G	No.	Avg/G
1. Nathan Hoover-WOF	Sr	6	219	36.5
2. Jeff Gary-MER	Jr	6	213	35.5
3. Jordan Lyons-FUR	Sr	7	247	35.3
4. Djordje Dimitrijevic-MER	Sr	6	210	35.0
5. Garrett Gilkeson-VMI	Sr	7	239	34.1
6. Kaiden Rice-CIT	Jr	6	203	33.8
7. Josh Sharkey-SAM	Sr	6	202	33.7
Matt Halvorsen-WCU	Jr	6	202	33.7
Fletcher Abee-CIT	Fr	6	202	33.7
10. Kaelon Harris-CIT	Sr	5	166	33.2

2019-20 Southern Conference  
Conference Team Highs  
Through games of Jan 21, 2020 (Conference games only)

TEAM HIGHS (highest totals made by)

Points	105	Chattanooga vs Samford (01/11/20)
	98	Wofford vs UNC Greensboro (01/04/20)
	97	Western Carolina at VMI (01/08/20)
	96	ETSU at The Citadel (12/04/19)
	92	UNC Greensboro at Wofford (01/04/20)
Margin	38 (105-67)	Chattanooga vs Samford (01/11/20)
	25 (88-63)	ETSU vs Samford (01/15/20)
	20 (72-52)	UNC Greensboro vs Chattanooga (01/18/20)
	19 (85-66)	ETSU at Western Carolina (01/18/20)
	16 (89-73)	Furman at VMI (01/01/20)
Field goals made	40	Chattanooga vs Samford (01/11/20)
	36	ETSU at The Citadel (12/04/19)
	34	The Citadel vs Western Carolina (01/04/20)
	34	ETSU vs Samford (01/15/20)
	34	Mercer at Samford (01/18/20)
Field goal attempts	78	UNC Greensboro at Wofford (01/04/20)
	76	VMI vs Western Carolina (01/08/20)
	74	UNC Greensboro at The Citadel (01/15/20)
	73	Chattanooga vs Samford (01/11/20)
	70	VMI vs The Citadel (01/18/20)
Field goal percentage	.571 (28-49)	Furman at VMI (01/01/20)
	.557 (34-61)	Mercer at Samford (01/18/20)
	.554 (36-65)	ETSU at The Citadel (12/04/19)
	.548 (40-73)	Chattanooga vs Samford (01/11/20)
	.542 (26-48)	Chattanooga vs Furman (01/08/20)
3-Pt FG made	17	Chattanooga vs Samford (01/11/20)
	16	VMI vs Samford (01/04/20)
	15	Western Carolina at The Citadel (01/04/20)
	14	Wofford vs UNC Greensboro (01/04/20)
	14	UNC Greensboro at Wofford (01/04/20)
3-Pt FG attempts	45	UNC Greensboro at Wofford (01/04/20)
	38	VMI vs Samford (01/04/20)
	36	The Citadel at Samford (01/01/20)
	35	VMI vs The Citadel (01/18/20)
	34	Western Carolina at The Citadel (01/04/20)
3-Pt percentage	.600 (6-10)	Mercer at UNC Greensboro (01/01/20)
	.548 (17-31)	Chattanooga vs Samford (01/11/20)
	.542 (13-24)	Furman at VMI (01/01/20)
	.500 (9-18)	Western Carolina vs Mercer (01/11/20)
	.480 (12-25)	Mercer at Samford (01/18/20)
Free throws made	26	ETSU at UNC Greensboro (01/08/20)
	26	Western Carolina vs Mercer (01/11/20)
	25	Samford vs Mercer (01/18/20)
	22	Western Carolina at VMI (01/08/20)
	21	Western Carolina vs Chattanooga (12/03/19)
	21	Mercer at Western Carolina (01/11/20)
	21	Western Carolina vs ETSU (01/18/20)
Free throw attempts	35	Western Carolina vs Mercer (01/11/20)
	33	ETSU at UNC Greensboro (01/08/20)
	31	ETSU vs VMI (01/11/20)
	31	Wofford vs The Citadel (01/11/20)
	31	Western Carolina vs ETSU (01/18/20)
Free throw percentage	1.000 (6-6)	Wofford at Samford (01/08/20)
	1.000 (5-5)	VMI vs Samford (01/04/20)
	1.000 (4-4)	Chattanooga vs Wofford (01/15/20)

	.909	(10-11)	VMI at UNC Greensboro (11/24/19)
	.909	(10-11)	VMI at ETSU (01/11/20)
Rebounds	47		Western Carolina at VMI (01/08/20)
	46		VMI vs The Citadel (01/18/20)
	45		ETSU at The Citadel (12/04/19)
	43		VMI vs Samford (01/04/20)
	43		Chattanooga vs Samford (01/11/20)
Assists	28		Chattanooga vs Samford (01/11/20)
	22		VMI vs Samford (01/04/20)
	22		VMI vs The Citadel (01/18/20)
	20		Western Carolina at VMI (01/08/20)
	20		VMI vs Western Carolina (01/08/20)
	20		UNC Greensboro at Furman (01/11/20)
Steals	17		UNC Greensboro vs Mercer (01/01/20)
	17		UNC Greensboro at The Citadel (01/15/20)
	16		UNC Greensboro at Furman (01/11/20)
	13		ETSU at Furman (01/04/20)
	12		VMI vs Furman (01/01/20)
	12		UNC Greensboro at Wofford (01/04/20)
Blocked shots	7		Mercer at Samford (01/18/20)
	6		UNC Greensboro vs VMI (11/24/19)
	6		Mercer vs Furman (12/20/19)
	6		ETSU vs Wofford (01/01/20)
	6		Samford at Chattanooga (01/11/20)
	6		Wofford vs The Citadel (01/11/20)
Turnovers	32		The Citadel vs UNC Greensboro (01/15/20)
	24		Mercer at UNC Greensboro (01/01/20)
	19		Furman vs ETSU (01/04/20)
	19		Chattanooga at UNC Greensboro (01/18/20)
	18		The Citadel at Samford (01/01/20)
	18		ETSU at UNC Greensboro (01/08/20)
	18		VMI at ETSU (01/11/20)
	18		Mercer vs VMI (01/15/20)
Fouls	28		UNC Greensboro vs ETSU (01/08/20)
	25		The Citadel at Samford (01/01/20)
	25		Mercer at Western Carolina (01/11/20)
	25		The Citadel at Wofford (01/11/20)
	24		Mercer at Samford (01/18/20)



2019-20 Southern Conference  
Conference Individual Highs  
Through games of Jan 21, 2020 (Conference games only)

INDIVIDUAL PLAYER GAME HIGHS

Points	40	Jordan Lyons (Furman) at VMI (01/01/20)
	34	Djordje Dimitrijevic (Mercer) at Western Carolina (01/11/20)
	32	Kaelon Harris (The Citadel) at Wofford (01/11/20)
	31	Mason Faulkner (Western Carolina) vs Chattanooga (12/03/19)
	31	Isaiah Miller (UNC Greensboro) vs Mercer (01/01/20)
Field goals made	13	Jeromy Rodriguez (ETSU) at The Citadel (12/04/19)
	13	Isaiah Miller (UNC Greensboro) vs Mercer (01/01/20)
	12	Mike Bothwell (Furman) at Chattanooga (01/08/20)
	12	Isaiah Miller (UNC Greensboro) vs Chattanooga (01/18/20)
	11	Kaiden Rice (The Citadel) vs ETSU (12/04/19)
	11	Josh Sharkey (Samford) vs The Citadel (01/01/20)
	11	Jordan Lyons (Furman) at VMI (01/01/20)
	11	Kaelon Harris (The Citadel) at Wofford (01/11/20)
	11	Ethan Stair (Mercer) at Samford (01/18/20)
Field goal attempts	25	Isaiah Miller (UNC Greensboro) vs Mercer (01/01/20)
	23	Isaiah Miller (UNC Greensboro) at Wofford (01/04/20)
	23	Isaiah Miller (UNC Greensboro) vs Chattanooga (01/18/20)
	20	Isaiah Miller (UNC Greensboro) vs VMI (11/24/19)
	20	Matt Ryan (Chattanooga) at Western Carolina (12/03/19)
	20	Isaiah Miller (UNC Greensboro) vs ETSU (01/08/20)
Field goal percentage	.909 (10-11)	Carlos Dotson (Western Carolina) vs Chattanooga (12/03/19)
	.867 (13-15)	Jeromy Rodriguez (ETSU) at The Citadel (12/04/19)
	.750 (12-16)	Mike Bothwell (Furman) at Chattanooga (01/08/20)
	.733 (11-15)	Jordan Lyons (Furman) at VMI (01/01/20)
	.727 (8-11)	Djordje Dimitrijevic (Mercer) at UNC Greensboro (01/01/20)
	.727 (8-11)	Josh Sharkey (Samford) at VMI (01/04/20)
3-Pt FG made	10	Jordan Lyons (Furman) at VMI (01/01/20)
	8	Onno Steger (Western Carolina) at The Citadel (01/04/20)
	6	Travis Eevee (VMI) vs Samford (01/04/20)
	6	Matt Ryan (Chattanooga) vs Samford (01/11/20)
	6	Djordje Dimitrijevic (Mercer) vs VMI (01/15/20)
	6	Djordje Dimitrijevic (Mercer) at Samford (01/18/20)
	6	Isaiah Tisdale (ETSU) at Western Carolina (01/18/20)
3-Pt FG attempts	13	Angelo Allegri (UNC Greensboro) at Wofford (01/04/20)
	12	Jordan Lyons (Furman) at VMI (01/01/20)
	12	Onno Steger (Western Carolina) at The Citadel (01/04/20)
	11	Kaiden Rice (The Citadel) at Samford (01/01/20)
	11	Fletcher Abee (The Citadel) vs UNC Greensboro (01/15/20)
	11	Matt Halvorsen (Western Carolina) at Furman (01/15/20)
	11	Djordje Dimitrijevic (Mercer) vs VMI (01/15/20)
3-Pt percentage	1.000 (5-5)	Stefan Kenic (Chattanooga) vs Samford (01/11/20)
	.857 (6-7)	Matt Ryan (Chattanooga) vs Samford (01/11/20)
	.833 (10-12)	Jordan Lyons (Furman) at VMI (01/01/20)
	.750 (6-8)	Djordje Dimitrijevic (Mercer) at Samford (01/18/20)
	.714 (5-7)	Kyrin Galloway (UNC Greensboro) vs VMI (11/24/19)
Free throws made	12	Mason Faulkner (Western Carolina) vs Chattanooga (12/03/19)
	12	Djordje Dimitrijevic (Mercer) at Western Carolina (01/11/20)
	10	Mason Faulkner (Western Carolina) vs Mercer (01/11/20)
	9	Garrett Gilkeson (VMI) vs Western Carolina (01/08/20)
	9	Nathan Hoover (Wofford) vs The Citadel (01/11/20)
	9	Garrett Gilkeson (VMI) vs The Citadel (01/18/20)
Free throw attempts	16	Mason Faulkner (Western Carolina) vs Chattanooga (12/03/19)
	15	Noah Gurley (Furman) vs UNC Greensboro (01/11/20)
	14	Djordje Dimitrijevic (Mercer) at Western Carolina (01/11/20)
	12	Josh Sharkey (Samford) at VMI (01/04/20)

	12	Mason Faulkner (Western Carolina) vs Mercer (01/11/20)
	12	Garrett Gilkeson (VMI) vs The Citadel (01/18/20)
Free throw percentage	1.000 (9-9)	Garrett Gilkeson (VMI) vs Western Carolina (01/08/20)
	1.000 (9-9)	Nathan Hoover (Wofford) vs The Citadel (01/11/20)
	1.000 (8-8)	Jordan Lyons (Furman) at VMI (01/01/20)
	1.000 (8-8)	Eddie Davis III (The Citadel) at VMI (01/18/20)
	.889 (8-9)	Isaiah Miller (UNC Greensboro) at Wofford (01/04/20)
	.889 (8-9)	Matt Halvorsen (Western Carolina) at VMI (01/08/20)
Rebounds	16	Jeromy Rodriguez (ETSU) at The Citadel (12/04/19)
	14	Jalen Dupree (Samford) vs Wofford (01/08/20)
	13	Carlos Dotson (Western Carolina) at VMI (01/08/20)
	13	Maciej Bender (Mercer) at Western Carolina (01/11/20)
	12	Carlos Dotson (Western Carolina) vs Chattanooga (12/03/19)
	12	Robert Allen (Samford) vs The Citadel (01/01/20)
	12	James Dickey (UNC Greensboro) vs Mercer (01/01/20)
	12	Noah Gurley (Furman) vs ETSU (01/04/20)
	12	James Dickey (UNC Greensboro) at Furman (01/11/20)
	12	Kaelon Harris (The Citadel) at Wofford (01/11/20)
	12	James Dickey (UNC Greensboro) at The Citadel (01/15/20)
	12	James Dickey (UNC Greensboro) vs Chattanooga (01/18/20)
	12	Isaiah Tisdale (ETSU) at Western Carolina (01/18/20)
Assists	10	Djordje Dimitrijevic (Mercer) vs Furman (12/20/19)
	10	Josh Sharkey (Samford) at VMI (01/04/20)
	10	Mason Faulkner (Western Carolina) at Furman (01/15/20)
	9	Isaiah Miller (UNC Greensboro) at Wofford (01/04/20)
	9	Mason Faulkner (Western Carolina) at VMI (01/08/20)
	9	Greg Parham (VMI) vs The Citadel (01/18/20)
Steals	9	Isaiah Miller (UNC Greensboro) vs Mercer (01/01/20)
	6	Isaiah Miller (UNC Greensboro) at Furman (01/11/20)
	5	Sean Conway (VMI) vs Furman (01/01/20)
	5	Josh Sharkey (Samford) at Chattanooga (01/11/20)
	4	Malik Massey (UNC Greensboro) vs Mercer (01/01/20)
	4	Malik Massey (UNC Greensboro) at Wofford (01/04/20)
	4	Bo Hodges (ETSU) at UNC Greensboro (01/08/20)
	4	Isaiah Miller (UNC Greensboro) vs ETSU (01/08/20)
	4	Kaleb Hunter (UNC Greensboro) at Furman (01/11/20)
	4	Djordje Dimitrijevic (Mercer) at Western Carolina (01/11/20)
	4	Bo Hodges (ETSU) vs Samford (01/15/20)
	4	Ethan Stair (Mercer) at Samford (01/18/20)
Blocked shots	4	Maciej Bender (Mercer) vs Furman (12/20/19)
	4	Chevez Goodwin (Wofford) vs The Citadel (01/11/20)
	3	James Dickey (UNC Greensboro) vs VMI (11/24/19)
	3	Lucas N'Guessan (ETSU) vs Wofford (01/01/20)
	3	Eddie Davis III (The Citadel) at Samford (01/01/20)
	3	Jalen Slawson (Furman) vs ETSU (01/04/20)
	3	Lucas N'Guessan (ETSU) at UNC Greensboro (01/08/20)
	3	Clay Mounce (Furman) at Chattanooga (01/08/20)
	3	Robert Allen (Samford) at Chattanooga (01/11/20)
	3	Maciej Bender (Mercer) at Western Carolina (01/11/20)
	3	Maciej Bender (Mercer) at Samford (01/18/20)
Turnovers	8	Josh Sharkey (Samford) vs The Citadel (01/01/20)
	7	Mason Faulkner (Western Carolina) at VMI (01/08/20)
	7	Tyson Batiste (The Citadel) vs UNC Greensboro (01/15/20)
	7	Josh Sharkey (Samford) at ETSU (01/15/20)
	6	Bo Hodges (ETSU) vs Wofford (01/01/20)
	6	Djordje Dimitrijevic (Mercer) at UNC Greensboro (01/01/20)
	6	Josh Sharkey (Samford) at Chattanooga (01/11/20)
	6	Kaelon Harris (The Citadel) vs UNC Greensboro (01/15/20)

