

Southern Conference Men's Basketball

702 North Pine Street, Spartanburg, SC 29303 • 864-591-5100 • Fax: 864-591-3448
Phil Perry, Assistant Commissioner for Media Relations (MBK contact)



2017-18

#SoConHoops
facebook.com/SouthernConference
twitter.com/SoConSports
instagram.com/SouthernConference

2017-18 SoCON MEN'S BASKETBALL STANDINGS — (THROUGH GAMES FEB. 19, 2018)

	Conference					Overall					
	W-L	Pct.	H	A	ST	W-L	Pct.	H	A	N	ST
ETSU	14-1	.933	6-0	8-1	W1	23-5	.821	12-1	11-4	0-0	W1
UNCG	12-3	.800	7-0	5-3	L1	21-7	.750	14-1	7-6	0-0	L1
Furman	10-5	.667	6-2	4-3	W3	19-9	.679	12-3	5-6	2-0	W3
Wofford	10-5	.667	6-1	4-4	W2	19-9	.679	12-2	6-7	1-0	W2
Mercer	8-7	.533	5-3	3-4	W5	15-13	.536	10-3	4-8	1-2	W5
Western Carolina	7-8	.467	4-3	3-5	L3	12-16	.429	7-4	3-11	2-1	L3
Samford	5-11	.313	4-5	1-6	L2	9-20	.310	8-6	1-14	0-0	L2
The Citadel	4-11	.267	3-5	1-6	L4	9-18	.333	7-7	2-11	0-0	L4
VMI	3-12	.200	1-6	2-6	W1	8-18	.308	5-7	3-11	0-0	W1
Chattanooga	3-13	.188	3-6	0-7	L3	9-20	.310	8-8	1-12	0-0	L3

UPCOMING SCHEDULE (ALL TIMES EASTERN)

Feb. 20 (Tuesday)

*The Citadel at ETSU, 7 p.m. ESPN3
*VMI at Furman, 7 p.m. ESPN3
*Western Carolina at Mercer, 7 p.m. ESPN3
*UNCG at Wofford, 7 p.m. ESPN3

Feb. 23 (Friday)

*Mercer at The Citadel, 6 p.m. ESPN3
*Wofford at ETSU, 7 p.m. ESPN3
*Chattanooga at UNCG, 7 p.m. ESPN3
*Samford at VMI, 7 p.m. ESPN3
*Furman at Western Carolina, 7 p.m. ESPN3

Feb. 25 (Sunday)

*Chattanooga at VMI, 1 p.m. ESPN3
*Furman at ETSU, 2 p.m. ESPN3
*The Citadel at Western Carolina, 2 p.m. ESPN3
*Mercer at Wofford, 2 p.m. ESPN3
*Samford at UNCG, 4 p.m. Stadium

March 2 (Friday)

SoCon Championship presented by General Shale
5 p.m., 7:30 p.m. ESPN3
(U.S. Cellular Center; Asheville, N.C.)

March 3 (Saturday)

SoCon Championship presented by General Shale
12 p.m., 2:30 p.m., 6 p.m., 8:30 p.m. ESPN3
(U.S. Cellular Center; Asheville, N.C.)

March 4 (Sunday)

SoCon Championship presented by General Shale
4 p.m., 6:30 p.m. ESPN3
(U.S. Cellular Center; Asheville, N.C.)

March 5 (Monday)

SoCon Championship presented by General Shale
9 p.m. ESPN2
(U.S. Cellular Center; Asheville, N.C.)

SoCON PLAYER OF THE WEEK

Fletcher Magee, Jr., G Wofford

Magee scored a game-high 21 points in the Terriers' 84-69 win at Western Carolina on Thursday, hitting five 3-pointers in the contest to claim sole possession of Wofford's career record in that category, breaking a tie with Karl Cochran, who hit 312 from 2011-15. He also surpassed his own school record for single-season 3s, finishing the contest with 114 on the year.

Two days later, the junior from Orlando, Florida, scored a career-high and school Division I-record 45 points in a 74-64 win at Chattanooga. Magee drained a career-best 11 3-pointers, tying the school record and the second-best single-game mark in SoCon history. The SoCon's career free-throw percentage leader, Magee did not attempt a free throw en route to his 45 points.

In extending his school 3-point records, Magee now sits fourth in SoCon history in career made 3s (328) and sixth on the single-season list (125). Magee leads DI this season in made 3-pointers and made 3s per game (4.46). He has also scored in double figures in 73 consecutive games, the second-longest active streak in DI, and has made at least one 3 in 46 straight.



CONFERENCE NEWS AND NOTES

• ETSU topped Western Carolina 72-61 Saturday to get back on track after seeing its 16-game winning streak snapped. The Bucs, who matched the school record with their 11th road win of the season, host The Citadel on Tuesday needing just one more win to secure at least a share of its second straight SoCon regular-season title.

• Wofford hosts UNCG on Tuesday in a battle of top-three SoCon teams. The Spartans, who put an end to ETSU's winning streak, saw their own five-game streak snapped Saturday in a 77-74 loss at Mercer. The Terriers have won two straight after dropping four of six.

• Mercer senior guard Jordan Strawberry scored a season-high 27 points in the Bears' 77-74 win over UNCG on Saturday, bolstered by an 11-for-11 performance at the free-throw line that moved him into 10th place in SoCon history in career free-throw percentage (85.9).

• After going 23-12 last year and currently sitting at 19-9 this season, Furman needs just one more win to post consecutive 20-win seasons for the first time since 1978-79 and 1979-80. The Paladins host VMI on Tuesday at 7 p.m.

• Two SoCon teams appear in the Feb. 19 edition of the CollegeInsider.com Mid-Major Top 25. ETSU is down one spot from last week to No. 5, while UNCG remains steady at No. 17. Furman and Wofford, who have both been ranked this season, are receiving votes, with the Paladins the first team out of the poll.

• Samford senior Demetrius Denzel-Dyson reached the 1,000-point plateau in Saturday's 94-79 loss to Furman. Denzel-Dyson scored 25 to become just the third player in school history to accomplish the feat in his first two seasons at Samford, joining Craig Beard (1982-84) and Tim Williams (2012-14).

• Chattanooga junior Nat Dixon was 0-for-5 from 3-point range Feb. 15 at Furman, snapping his streak of 25 consecutive games with a made 3. One game later, classmate Makinde London was 0-for-5 from long range against Wofford on Saturday to snap his own 25-game streak.

• So far this season, SoCon games have either been tight affairs or blowouts, with not much in between. With 76 league games in the books so far, just 31 have been decided by single digits. The other 45 games were decided by an average of 18.3 points per game.

• Freshman Bubba Parham scored 25 points as VMI completed the season sweep of The Citadel with its 75-71 win Saturday. The Keydets swept their rivals for the first time since 2014-15.

• Wofford is connecting on 42.0 percent of its 3-point attempts this season, a mark that would rank fourth in SoCon history. The Terriers have posted top-10 marks in each of the last two seasons, shooting 40.8 percent (seventh) in 2015-16 and 40.3 percent (10th) last year.

• The Citadel is averaging 10.0 steals per game, a mark that would rank fourth in SoCon history. The Bulldogs are also averaging 16.9 assists per game this year, which would rank sixth in league history.

CONFERENCE NEWS AND NOTES

Coaching milestones

Three league coaches have reached career win milestones this season. Mercer coach Bob Hoffman earned his 500th career victory Jan. 18, UNCG coach Wes Miller got win No. 100 on Jan. 24 and Western Carolina coach Larry Hunter notched his 700th career win Feb. 3, becoming one of just 40 NCAA men's basketball coaches with 700 victories. Hunter has already moved ahead of legendary NC State coach Everett Case on the SoCon's all-time wins list this season and needs two more to move into 11th.

1,000-point scorers

Eight league players have hit the 1,000-point milestone for their careers so far this season. UNCG junior Francis Alonso reached the mark on Nov. 20 against Delaware, and Furman senior Daniel Fowler joined the club on Dec. 30 against VMI. ETSU senior Desonta Bradford reached 1,000 points on Jan. 13, also against VMI, and Mercer's Stephon Jelks hit the milestone on Jan. 20 against UNCG. Three players reached the mark Feb. 1, as UNCG's Marvin Smith did so against VMI, Mercer's Jordan Strawberry against Furman and The Citadel's Zane Najdawi against Wofford. Samford's Demetrius Denzel-Dyson did so against Furman on Saturday, and Mercer's Demetre Rivers is on pace to reach the mark in the next two games. Furman senior Devin Sibley, Samford senior Christen Cunningham and Wofford junior Fletcher Magee entered the season over 1,000 for their careers, giving the SoCon 11 active players with at least 1,000 points.

Magee's double figures streak

Wofford's Fletcher Magee has scored in double figures in 73 consecutive contests, good for the second-longest active streak in NCAA Division I behind Campbell's Chris Clemons' 76-game streak (through games of Feb. 18), according to research by STATS.

One-possession games

This season, 18 SoCon games out of 76 have been decided by one possession or gone to overtime (24 percent).

- In 2016, the league had 21 of 90 (23 percent) conference games decided by one possession.
- In 2015, the league had 23 of 90 (26 percent) conference games decided by one possession.
- In 2014, the league had 17 of 88 (19 percent) conference games decided by one possession.

Sharpshooting Bulldogs

The Citadel finished second in Division I with 397 made 3-pointers last season, a SoCon record. The Bulldogs are on pace for approximately 365 3-pointers this season, which would be second in SoCon history. If it reaches that mark, The Citadel will have accomplished the top three 3-point totals in league history in the last three seasons, as it previously set the SoCon record with 363 in 2015-16.

Southern Conference Championship presented by General Shale

The 2018 Southern Conference Men's Basketball Championship presented by General Shale will take place March 2-5 at the U.S. Cellular Center in Asheville, North Carolina.

WINNING STREAKS

ETSU's 16-game overall winning streak that spanned from December to February was the second-longest in the SoCon in the last 10 seasons, trailing only Davidson's 17-game streak in 2012-13. The all-time record is 25, set by College of Charleston in 1998-99 and matched by Davidson in 2007-08. The 16 straight wins matched ETSU's school record and was the longest active streak in the nation when it came to an end.

Consecutive overall wins (last 10 seasons)

School	Games	Season
Davidson	17	2012-13
ETSU	16	2017-18
Davidson	13	2013-14
Wofford	13	2009-10
The Citadel	11	2008-09
Davidson	10	2008-09
Furman	10	2016-17
Chattanooga	10	2013-14

The Bucs won 13 consecutive league games to open their SoCon slate this season, a mark that ranks seventh in SoCon history.

Consecutive conference wins (regular-season)

School	Games	Season
West Virginia	44	1956-60
Davidson	43	2007-09
North Carolina	34	1923-25
Davidson	27	1968-71
Davidson	23	1963-64
College of Charleston	19	1998-00
ETSU	13	2017-18
The Citadel	11	2008-09

SOCON COACHING RECORDS

Coach, school	Career (yrs.)	School (yrs.)	SoCon (yrs.)
Duggar Baucom, The Citadel	182-220 (13)	31-61 (3)	18-51 (4)
Steve Forbes, ETSU	74-25 (3)	Same	42-9 (3)
Bob Richey, Furman	19-10 (1)	Same	10-5 (1)
Bob Hoffman, Mercer	505-298 (24)	194-143 (10)	37-32 (4)
Wes Miller, UNCG	106-109 (7)	Same	65-53 (7)
Scott Padgett, Samford	56-74 (4)	Same	23-47 (4)
Lamont Paris, Chattanooga	9-20 (1)	Same	3-13 (1)
Dan Earl, VMI	23-63 (3)	Same	10-41 (3)
Larry Hunter, Western Carolina	701-450 (38)	192-226 (13)	111-118 (13)
Mike Young, Wofford	268-235 (16)	Same	155-122 (16)

SOCON RECORD BOOK

Coaching victories at SoCon school

1.	447	Bob McKillop, DAV	1992-2014
2.	268	Mike Young, WOF	2002-present
3.	243	Mack McCarthy, UTC	1985-97
	243	Burton Shipley, MD	1923-47
5.	230	Bill Reinhart, GW	1935-42; 49-66
6.	226	Eddie Cameron, Duke	1928-42
	226	Bobby Cremins, APP, CofC	1975-81; 2006-12
8.	223	Lyles Alley, FUR	1945-49; 50-66
9.	213	Les Robinson, CIT, ETSU	1974-90
10.	205	Murray Greason, WF	1935-53
11.	194	Norman Shepard, UNC, DAV	1923-24; 37-49
12.	192	Larry Hunter, WCU	2005-present
13.	187	Everett Case, NCSU	1946-53
14.	176	Lefty Driesell, DAV	1960-69

Coaching wins per season (min. two seasons)

	Avg. Wins	Yrs.		
1.	26.7	187	7	Everett Case, NCSU 1946-53
2.	26.0	52	2	Ben Carnevale, UNC 1944-46
3.	24.7	74	3	Steve Forbes, ETSU 2015-pr.
4.	24.3	146	6	Fred Schaus, WVU 1954-60
5.	23.8	95	4	John Kresse, CofC 1998-02

Career 3-point field goals made

1.	414	Stephen Curry, DAV	2006-09
2.	396	Andrew Goudelock, CofC	2007-11
3.	358	Donald Sims, APP	2007-11
4.	328	Fletcher Magee, WOF	2015-pr.
5.	312	Karl Cochran, WOF	2011-15
6.	299	Ian Chadwick, WOF	1997-01
7.	295	Zach Urbanus, CIT	2007-11
8.	281	Francis Alonso, UNCG	2015-pr.
9.	278	Jake Robinson, WCU	2006-10
10.	273	Eric Webb, FUR	2004-07

Career 3-point percentage (min. 120 made)

Pct.	3FG-3FGA		
1.	49.3	223-452	Keith Jennings, ETSU 1989-91
2.	45.2	126-279	Alan Puckett, CIT 1999-02
3.	45.1	146-324	Shawn Reid, FUR 1984-88
4.	44.8	328-732	Fletcher Magee, WOF 2015-pr.
5.	44.7	159-356	Brandon Born, UTC 1991-95
6.	44.5	154-346	Derek Rucker, DAV 1985-88
7.	44.0	157-357	D. Denzel-Dyson, SAM 2016-pr.
8.	44.0	131-298	David Donerlson, WCU 1989-90
9.	43.4	190-438	Peter Anderer, DAV 2000-03
10.	43.2	189-437	Kemp Phillips, APP 1987-90

Career free-throw percentage (min. 200 made)

Pct.	FT-FTA		
1.	91.0	274-301	Fletcher Magee, WOF 2015-pr.
2.	89.3	358-401	Nik Cochran, DAV 2009-13
3.	89.2	545-611	Donald Sims, APP 2007-11
4.	88.9	281-316	Chad Copeland, UTC 1993-94
5.	87.6	479-557	Stephen Curry, DAV 2007-09
6.	87.2	265-304	Francis Alonso, UNCG 2015-pr.
7.	86.6	214-247	Johnny Mitchell, VMI 1967-69
8.	86.4	260-301	Greg White, MAR 1978-81
9.	86.1	490-569	Keith Jennings, ETSU 1988-91
10.	85.9	225-262	Jordan Strawberry, MER 2014-pr.
11.	85.6	554-647	Greg Dennis, WCU 1979-82

Blocked shots (game)

1.	13	Fessor Leonard, FUR vs. St. Peter's	1/9/74
...			
9.	8	Omar Roland, MAR vs. WCU	1989-90
	8	Scott VanSchaardenburg, CIT vs. Duke	1/16/91
	8	Ricky Nedd, APP vs. Tenn. Tech	12/6/93
	8	Kirill Misyuuchenko, CIT vs. GSU	2/12/06
	8	Jeremy Clayton, APP vs. UTC	1/17/08
	8	Andrew Fisher, MER vs. UTC	2/8/16
	8	James Dickey, UNCG vs. ETSU	2/12/18

ACTIVE SoCon CAREER LEADERS - (NUMBER IN PARENTHESES INDICATES SoCon CAREER RANK)

Points scored

1,770	Devin Sibley, Furman, Sr.
1,696	Fletcher Magee, Wofford, Jr.
1,418	Francis Alonso, UNCG, Jr.
1,283	Christen Cunningham, Samford, Sr.
1,176	Desonta Bradford, ETSU, Sr.

Points scored per game

18.24	Fletcher Magee, Wofford, Jr.
17.81	Ria'n Holland, Mercer, Sr.
15.63	Demetrius Denzel-Dyson, Samford, Sr.
14.62	Francis Alonso, UNCG, Jr.
13.72	Devin Sibley, Furman, Sr.

Field-goal percentage (min. 240 made)

.593	Desmond Ringer, Mercer, R-Sr.
.580	Wyatt Walker, Samford, Jr.
.577	Cameron Jackson, Wofford, Sr.
.554	Matt Rafferty, Furman, Jr.
.484	Zane Najdawi, The Citadel, Jr.

3-point field goals made

328	Fletcher Magee, Wofford, Jr.	(4)
281	Francis Alonso, UNCG, Jr.	(8)
207	Devin Sibley, Furman, Sr.	
204	Matt Frierson, The Citadel, Jr.	
185	Marvin Smith, UNCG, Sr.	

3-point field-goal percentage (min. 120 made)

.448	Fletcher Magee, Wofford, Jr.	(4)
.440	Demetrius Denzel-Dyson, Samford, Sr.	(7)
.429	Triston Chambers, Samford, So.	
.425	Francis Alonso, UNCG, Jr.	
.410	Ria'n Holland, Mercer, Sr.	

Free-throw percentage (min. 110 made)

.910	Fletcher Magee, Wofford, Jr.	(1)
.872	Francis Alonso, UNCG, Jr.	(6)
.859	Jordan Strawberry, Mercer, Sr.	(10)
.857	Demetre Rivers, Mercer, Sr.	
.840	Ria'n Holland, Mercer, Sr.	

Rebounds

806	Stephon Jelks, Mercer, Sr.
535	Marvin Smith, UNCG, Sr.
531	Wyatt Walker, Samford, Jr.
526	Matt Rafferty, Furman, Jr.
519	Daniel Fowler, Furman, Sr.

Rebounds per game (min. 280 rebounds)

7.81	Wyatt Walker, Samford, Jr.
7.67	James Dickey, UNCG, So.
6.74	Matt Rafferty, Furman, Jr.
6.45	Stephon Jelks, Mercer, Sr.
5.62	Marc Gosselin, Western Carolina, Jr.

Blocked shots

134	Zane Najdawi, The Citadel, Jr.
111	Fred Iruafemi, VMI, Sr.
102	James Dickey, UNCG, So.
79	Cameron Jackson, Wofford, Sr.
76	Eric Adams, Samford, R-Sr.

Steals

151	Daniel Fowler, Furman, Sr.
136	Desonta Bradford, ETSU, Sr.
123	John Davis III, Furman, Sr.
115	Josh Sharkey, Samford, So.
108	Christen Cunningham, Samford, Sr.
108	Cameron Jackson, Wofford, Sr.

Assists

514	Christen Cunningham, Samford, Sr.
456	Jordan Strawberry, Mercer, Sr.
354	Daniel Fowler, Furman, Sr.
332	Desonta Bradford, ETSU, Sr.
293	Demetrius Troy, UNCG, Jr.

Assists per game (min. 150 assists)

6.21	Justin Coleman, Samford, R-Jr.
4.67	Christen Cunningham, Samford, Sr.
4.60	Josh Sharkey, Samford, So.
3.88	Frankie Johnson, The Citadel, So.
3.59	Jordan Strawberry, Mercer, Sr.

SoCon SPECIALTY STATS SEASON LEADERS

40-point games

Fletcher Magee, WOF	Ovr.	SoCon
.....111

30-point games

Fletcher Magee, WOF	Ovr.	SoCon
.....522
Francis Alonso, UNCG30
Zane Najdawi, CIT22
Ria'n Holland, MER20
Matt Frierson, CIT11
Desonta Bradford, ETSU11
Triston Chambers, SAM11
Nat Dixon, UTC11
Makale Foreman, UTC11

20-point games

Fletcher Magee, WOF	Ovr.	SoCon
.....191010
Devin Sibley, FUR103
Francis Alonso, UNCG95
Demetrius Denzel-Dyson, SAM96
Zane Najdawi, CIT87
Desonta Bradford, ETSU74
Ria'n Holland, MER71
Makinde London, UTC73
Bubba Parham, VMI75
Nat Dixon, UTC66
Rodney Chatman, UTC53
Mike Amius, WCU54
Matt Frierson, CIT43
Jalan McCloud, ETSU43
Justin Coleman, SAM43
Alex Thompson, SAM42
Ross Cummings, MER33
Jordan Strawberry, MER32
Devontavius Payne, ETSU21
John Davis III, FUR20
Desmond Ringer, MER22
Demetre Rivers, MER21
Eric Adams, SAM22
Triston Chambers, SAM22
Makale Foreman, UTC22
Austin Vereen, VMI20
Devin Peterson, WCU21
Nathan Hoover, WOF22
Cameron Jackson, WOF21
Hayden Brown, CIT10
Preston Parks, CIT10
Alex Reed, CIT11
Tariq Simmons, CIT10
Quayson Williams, CIT10
Bo Hodges, ETSU10
Andrew Brown, FUR11
Daniel Fowler, FUR11
Jordan Lyons, FUR11
Matt Rafferty, FUR10

20-point games (cont.)

Stephon Jelks, MER	Ovr.	SoCon
.....100
Marvin Smith, UNCG11
Josh Sharkey, SAM11
Matt Halvorsen, WCU11
Deriece Parks, WCU10
Marcus Thomas, WCU10
Trevor Stumpe, WOF11

15-rebound games

Makinde London, UTC	Ovr.	SoCon
.....211
Matt Rafferty, FUR10

10-rebound games

Stephon Jelks, MER	Ovr.	SoCon
.....855
Matt Rafferty, FUR73
James Dickey, UNCG73
Marc Gosselin, WCU64
Desmond Ringer, MER55
Mladen Armus, ETSU43
Zane Najdawi, CIT33
Desonta Bradford, ETSU30
David Burrell, ETSU31
Peter Jurkin, ETSU32
Devin Sibley, FUR32
Eric Adams, SAM32
Makinde London, UTC31
Joshua Phillips, UTC33
Mike Amius, WCU33
Cameron Jackson, WOF31
Marvin Smith, UNCG21
Demetrius Denzel-Dyson, SAM21
Tyler Creamer, VMI21
Kaelon Harris, CIT11
Derek Webster Jr., CIT10
Jalen Williams, FUR10
Jordan Strawberry, MER10
Kyrin Galloway, UNCG10
Jordy Kuiper, UNCG10
Alex Thompson, SAM11
James Lewis Jr., UTC10
Garrett Gilkeson, VMI11
Austin Vereen, VMI11
Keve Aluma, WOF10
Derrick Brooks, WOF11
Trevor Stumpe, WOF11

10-assist games

Justin Coleman, SAM	Ovr.	SoCon
.....433
Demetrius Troy, UNCG22
Frankie Johnson, CIT11
Josh Sharkey, SAM11
Rodney Chatman, UTC10

5-block games

James Dickey, UNCG	Ovr.	SoCon
.....311
Zane Najdawi, CIT11
Peter Jurkin, ETSU10
Cameron Jackson, WOF10

Double-doubles

Stephon Jelks, MER	Ovr.	SoCon
.....644
Matt Rafferty, FUR52
James Dickey, UNCG43
Justin Coleman, SAM4*3*
Marc Gosselin, WCU42
Zane Najdawi, CIT33
Desonta Bradford, ETSU31
Eric Adams, SAM32
Peter Jurkin, ETSU22
Devin Sibley, FUR21
Desmond Ringer, MER22
Marvin Smith, UNCG21
Demetrius Denzel-Dyson, SAM21
Makinde London, UTC21
Joshua Phillips, UTC22
Tyler Creamer, VMI21
Mike Amius, WCU22
Cameron Jackson, WOF21
Kaelon Harris, CIT11
Derek Webster Jr., CIT10
David Burrell, ETSU10
Demetrius Troy, UNCG1*1*
Alex Thompson, SAM11
Rodney Chatman, UTC1*0
James Lewis Jr., UTC10
Garrett Gilkeson, VMI11
Austin Vereen, VMI11
Derrick Brooks, WOF11
Trevor Stumpe, WOF11

20/15 games

Makinde London, UTC	Ovr.	SoCon
.....221

20/10 games

Zane Najdawi, CIT	Ovr.	SoCon
.....333
Desonta Bradford, ETSU21
Devin Sibley, FUR2*1
Justin Coleman, SAM2*1*
Makinde London, UTC21
Eric Adams, SAM11
Alex Thompson, SAM11
Mike Amius, WCU11
Cameron Jackson, WOF10

*points/assists

TRIPLE THREATS – SoCon 3-POINT PROWESS

• The Citadel is second in NCAA Division I in made 3-pointers per game at 11.8, while Wofford is fifth in 3-point percentage at 42.0.

• Wofford junior guard Fletcher Magee is currently first in DI with 125 made 3-pointers and 4.46 made 3s per game. Citadel junior Matt Frierson is sixth at 98 total 3s and 3.63 per game, while UNCG junior Francis Alonso is 10th with 94 total 3s and 11th at 3.36 per game.

• Magee is fourth in SoCon annals with a career 3-point percentage of 44.8, while Samford senior guard Demetrius Denzel-Dyson is seventh all-time at 44.0 percent (see chart on page 2).

• Magee has 328 career 3s, good for fourth in SoCon history (see chart on page 2), and Alonso (281) is eighth. Magee is on pace to finish this season with approximately 346, 12 back of third-place Donald Sims of Appalachian State (358). Alonso is on pace to finish the season with approximately 294, which would be good for eighth behind The Citadel's Zach Urbanus (295).

• With 125 made 3s this season, Magee currently sits sixth on the SoCon's single-season chart. He's on pace to finish with at least 142 3-pointers this season, a total that would trail only Curry's NCAA-record 162 in 2007-08 in SoCon history. Frierson is also on pace for a top-10 spot, as he is projected for 112. Alonso is on pace to fall just short at 107.

Single-season 3-pointers, SoCon history

162	Stephen Curry, Davidson	2007-08
135	Stephen McDowell, Chattanooga	2008-09
131	Andrew Goudelock, Col. of Charleston	2010-11
130	Keith Veney, Marshall	1996-97
130	Stephen Curry, Davidson	2008-09
125	Fletcher Magee, Wofford	2017-18
123	Donald Sims, Appalachian State	2009-10
122	Stephen Curry, Davidson	2006-07
118	Keddrick Mays, Chattanooga	2006-07
112	Fletcher Magee, Wofford	2016-17

98	Matt Frierson, The Citadel	2017-18
94	Francis Alonso, UNCG	2017-18

• Seven SoCon student-athletes have streaks of at least 10 games with a made 3-pointer. Magee leads the way with at least one made 3 in 46 consecutive games and has made at least one in 89 of his 93 career games.

Consecutive games with a 3-pointer

Player, school	'17-18	'16-17	Total
Fletcher Magee, Wofford	28	18	46
Matt Frierson, The Citadel	27	6	33
Francis Alonso, UNCG	26	x	26
Bubba Parham, VMI	21	x	21
Andrew Brown, Furman	17	x	17
Devontavious Payne, ETSU	11	x	11
Nathan Hoover, Wofford	10	x	10

NATIONAL RECOGNITION

Jerry West Shooting Guard of the Year Award Finalist

Fletcher Magee, Wofford, Jr., G

Lou Henson Award (top DI mid-major player) Preseason watch list

Devin Sibley, Furman, Sr., G
Ria'n Holland, Mercer, Sr., G
Wyatt Walker, Samford, Jr., C
Fletcher Magee, Wofford, Jr., G

Midseason watch list

Devin Sibley, Furman, Sr., G
Fletcher Magee, Wofford, Jr., G

Lute Olson Award (top DI player who has played at least two seasons) Midseason watch list

Fletcher Magee, Wofford, Jr., G

Lute Olson Award National Player of the Week

Cameron Jackson, Wofford, Jr., F Dec. 25

THE SoCON VS. RANKED TEAMS

Wofford's 79-75 win over No. 5 North Carolina on Dec. 20 was its first ever over a ranked opponent and the SoCon's first over a top-25 team since College of Charleston beat No. 21 Baylor on Nov. 24, 2012, by a score of 63-59. It was the league's first win over a top-five opponent since CofC beat No. 3 North Carolina on Dec. 5, 1998.

Southern Conference ranked wins since 1997-98

SoCon	Opp.	Score	Date
Wofford	#5 North Carolina	79-75	12/20/17
Col. of Charleston	#21 Baylor	63-59	11/24/12
Davidson	#12 Kansas	80-74	12/19/11
Col. of Charleston	#9 North Carolina	82-79 (OT)	1/4/10
#23 Davidson	#24 Gonzaga	82-76	3/21/08
#23 Davidson	#8 Georgetown	74-70	3/23/08
#23 Davidson	#6 Wisconsin	73-56	3/28/08
Col. of Charleston	#3 North Carolina	66-64	12/5/98

MID-MAJOR TOP 25 (FEB. 19)

The Southern Conference has two teams ranked in the CollegeInsider.com Mid-Major Top 25 this week.

CollegeInsider.com Mid-Major Top 25

Rank	School (1st-place)	Record	Points	LW	Conf.
1.	Gonzaga (31)	25-4	775	1	West Coast
2.	Louisiana	23-4	710	5	Sun Belt
3.	South Dakota	24-6	697	6	Summit
4.	Saint Mary's	25-4	639	3	West Coast
5.	ETSU	23-5	636	4	Southern
6.	South Dakota State	23-6	599	7	Summit
7.	Loyola Chicago	23-5	598	8	MVC
8.	New Mexico State	22-5	587	2	WAC
9.	Charleston	22-6	485	10	Colonial
10.	Murray State	22-5	475	15	Ohio Valley
11.	Vermont	22-6	462	9	America East
12.	Buffalo	20-7	421	14	Mid-American
13.	Belmont	22-7	417	16	Ohio Valley
14.	UC Santa Barbara	20-6	348	11	Big West
15.	BYU	21-8	317	13	West Coast
16.	Montana	20-7	277	12	Big Sky
17.	UNCG	21-7	256	17	Southern
18.	Stephen F. Austin	22-5	214	20	Southland
19.	Bucknell	20-9	195	23	Patriot
20.	Wright State	20-8	129	NR	Horizon
21.	Northern Kentucky	19-8	112	19	Horizon
22.	Penn	19-7	102	25	Ivy League
23.	Toledo	19-8	92	21	Mid-American
24.	Utah Valley	19-8	73	NR	WAC
25.	Rider	21-7	69	NR	Metro Atlantic

Others receiving votes: Furman 54, FGCU 50, Northeastern 48, Georgia State 44, Weber State 30, Southern Illinois 19, Lipscomb 16, Wofford 15, Idaho 13, Lamar 13, Nichols State 11, Harvard 10, UMBC 10, UNC Asheville 9, Ball State 8, Evansville 7, Albany 5, Seattle 5, UC Davis 5, Wagner 5, Grand Canyon 4, UT Arlington 3, North Carolina A&T 2, Grambling State 1, Southeastern Louisiana 1, UL Monroe 1, Winthrop 1.

SoCON PLAYERS OF THE WEEK

Nov. 14.....	Ria'n Holland, Sr., G, Mercer
Nov. 21.....	Fletcher Magee, Jr., G, Wofford
Nov. 28.....	Devin Sibley, Sr., G, Furman
Dec. 5.....	Francis Alonso, Jr., G, UNCG
Dec. 12.....	Fletcher Magee, Jr., G, Wofford
Dec. 19.....	Marvin Smith, Sr., F, UNCG
Jan. 2.....	Cameron Jackson, Jr., F, Wofford
Jan. 9.....	Peter Jurkin, Sr., C, ETSU
Jan. 16.....	Zane Najdawi, Jr., F, The Citadel
Jan. 23.....	Justin Coleman, Jr., G, Samford
Jan. 30.....	Desonta Bradford, Sr., G, ETSU
Feb. 6.....	Zane Najdawi, Jr., F, The Citadel
Feb. 13.....	James Dickey, So., F, UNCG
Feb. 20.....	Fletcher Magee, Jr., G, Wofford
Feb. 27.....	

SoCON PLAYERS OF THE MONTH

November.....	Fletcher Magee, Jr., G, Wofford
December.....	Fletcher Magee, Jr., G, Wofford
January.....	Desonta Bradford, Sr., G, ETSU
February.....	

Preseason predictions

The Mercer Bears were the preseason favorites to win the league in balloting of the SoCon's 10 head coaches, while Furman was the media's pick to win the conference in 2017-18. The Paladins' Devin Sibley, the defending SoCon Player of the Year, was the preseason selection to win that award again in 2017-18.

Preseason Player of the Year

Devin Sibley, Sr., G, Furman

Preseason All-Southern Conference Team

Preston Parks, So., G, The Citadel
Desonta Bradford, Sr., G, ETSU
Daniel Fowler, Sr., G, Furman
Devin Sibley, Sr., G, Furman
Ria'n Holland, Sr., G, Mercer
Francis Alonso, Jr., G, UNCG
Demetrius Denzel-Dyson, Sr., F, Samford
Wyatt Walker, Jr., C, Samford
Cameron Jackson, Jr., F, Wofford
Fletcher Magee, Jr., G, Wofford

Coaches poll

Team (1st)	Total	Media poll Team (1st)	Total
1. Mercer (4)	71	1. Furman (8)	197
2. Samford (3)	70	2. Samford (4)	184
3. Furman (1)	65	3. UNCG (4)	183
4. ETSU (2)	64	4. ETSU (4)	178
5. UNCG	52	5. Wofford (2)	165
6. Wofford	43	6. Mercer (2)	154
7. The Citadel	27	7. Chattanooga	97
Chattanooga	27	8. The Citadel	70
9. Western Carolina	22	9. Western Carolina	66
10. VMI	9	10. VMI	26

SoCON vs. OTHER CONFERENCES

America East (1-1)

11/24 Furman 78, New Hampshire 64
(Nashville, Tenn.)
12/2 UMBC 98, The Citadel 72

American Athletic (0-4)

11/10 UCF 88, Mercer 79
11/13 #12 Cincinnati 102, Western Carolina 51
12/2 Memphis 83, Mercer 81 (2OT)
12/5 Memphis 65, Samford 64

Atlantic 10 (1-5)

11/14 Duquesne 77, VMI 61
11/21 Massachusetts 85, Western Carolina 76
11/29 ETSU 82, Fordham 77
12/5 Davidson 74, VMI 51
12/17 La Salle 95, Mercer 85
12/22 VCU 75, VMI 65

Atlantic Coast (3-9)

11/10 Virginia 60, UNCG 48
11/10 NC State 102, VMI 67
11/10 Clemson 85, Western Carolina 57
11/12 Virginia Tech 132, The Citadel 93
11/20 #1 Duke 92, Furman 63
11/24 Wake Forest 81, UNCG 75
11/24 Florida State 113, The Citadel 78
12/6 #11 North Carolina 104, Western Carolina 61
12/6 Wofford 63, Georgia Tech 60
12/9 Clemson 81, Samford 59
12/16 UNCG 81, NC State 76
12/20 Wofford 79, #5 North Carolina 75

Atlantic Sun (2-1)

11/19 Wofford 86, North Florida 83
12/21 Kennesaw State 71, Samford 66
12/28 Mercer 89, Kennesaw State 56

Big 12 (0-1)

11/22 Texas Tech 79, Wofford 56

Big East (0-2)

11/18 Butler 82, Furman 65
12/16 #10 Xavier 68, ETSU 66

Big South (10-7)

11/17 Mercer 63, Liberty 48
11/18 VMI 78, Presbyterian 58
11/18 The Citadel 79, High Point 77
11/21 UNCG 71, Longwood 40
11/26 UNC Asheville 85, Wofford 65
11/28 Presbyterian 74, UNCG 72
11/28 VMI 76, Charleston Southern 68
11/29 Winthrop 93, Furman 74
12/2 UNCG 75, Liberty 73 (3OT)
12/2 Radford 63, VMI 50
12/5 Furman 83, UNC Asheville 72
12/9 VMI 81, Longwood 70
12/14 Campbell 87, The Citadel 77
12/17 Wofford 70, High Point 57
(Asheville, N.C.)
12/17 Western Carolina 76, UNC Asheville 72
(Asheville, N.C.)
12/19 UNC Asheville 67, UNCG 60
12/19 High Point 72, Western Carolina 61

Big Ten (0-2)

11/19 #14 Minnesota 92, Western Carolina 64
12/19 Ohio State 94, The Citadel 65

Colonial (8-1)

11/14 Furman 76, Elon 67
11/18 Mercer 78, Drexel 59
(Lynchburg, Va.)
11/20 UNCG 79, Delaware 66
11/25 Furman 78, Northeastern 67
(Nashville, Tenn.)
11/30 College of Charleston 69, Western Carolina 60
12/5 The Citadel 84, James Madison 82
12/7 UNCG 75, Elon 44
12/13 UNCG 71, UNCW 58
12/17 Furman 90, UNCW 84

Conference USA (1-2)

11/13 UAB 89, Chattanooga 47
12/5 Marshall 70, Chattanooga 66
12/10 Chattanooga 64, Charlotte 50

Horizon (2-1)

11/10 Northern Kentucky 81, ETSU 63
12/6 ETSU 84, Northern Kentucky 71
12/19 ETSU 81, Detroit Mercy 73

Ivy (1-0)

1/10 Wofford 63, Harvard 62

Metro Atlantic (0-1)

12/1 Marist 100, The Citadel 91

Mid-American (0-1)

11/28 Akron 75, Chattanooga 70

Mid-Eastern Athletic (4-1)

11/13 ETSU 76, Savannah State 61
11/15 North Carolina A&T 92, The Citadel 73
11/20 ETSU 81, Delaware State 57
12/9 Furman 101, South Carolina State 72
12/9 Mercer 82, Florida A&M 64

Missouri Valley (0-2)

11/19 Loyola Chicago 88, Samford 67
11/21 Valparaiso 88, Samford 67

Mountain West (0-1)

11/10 Wyoming 84, Chattanooga 65

Non-Division I (23-0)

11/10 The Citadel 109, Oglethorpe 73
11/10 Furman 101, Bob Jones 48
11/12 Mercer 110, Toccoa Falls 43
11/12 Wofford 103, Washington & Lee 66
11/15 UNCG 82, North Carolina Wesleyan 48
(Fleming Gymnasium)
11/15 Western Carolina 76, Hiwassee 57
11/16 Chattanooga 94, Hiwassee 46
11/17 UNCG 95, Ferrum 43
(at Fleming Gymnasium)
11/18 Wofford 96, Bob Jones 65
11/21 The Citadel 116, Trinity Baptist 66
11/21 VMI 81, Ohio Valley 66
11/25 Chattanooga 95, Tennessee Wesleyan 60
11/26 Mercer 90, Hiwassee 53
12/9 Wofford 104, Johnson & Wales 45
12/10 ETSU 94, Hiwassee 48
12/14 Furman 103, Montreat 47
12/14 VMI 90, Southern Wesleyan 52
12/15 Samford 98, Thomas University 51
12/16 The Citadel 110, Point 66
12/18 Samford 99, Asbury 70
12/21 UNCG 85, Southeastern 67
12/28 ETSU 84, Tusculum 65
1/25 Western Carolina 108, Southern Wesleyan 48

Ohio Valley (3-3)

11/21 Jacksonville State 77, Chattanooga 75 (OT)
12/2 Furman 64, Tennessee Tech 50
12/2 Chattanooga 66, UT Martin 63
12/3 Jacksonville State 89, Samford 58
12/17 Tennessee Tech 82, Chattanooga 76
12/21 Chattanooga 70, Jacksonville State 67

Pac-12 (0-2)

11/16 California 79, Wofford 65
11/19 Colorado 79, Mercer 70
(Lynchburg, Va.)

Patriot (0-1)

11/25 American 69, VMI 64

America East.....	1-1
American Athletic.....	0-4
Atlantic 10.....	1-5
Atlantic Coast.....	3-9
Atlantic Sun.....	2-1
Big 12.....	0-1
Big East.....	0-2
Big South.....	10-7
Big Ten.....	0-2
Colonial.....	8-1
Conference USA.....	1-2
Horizon.....	2-1
Ivy.....	1-0
Metro Atlantic.....	0-1
Mid-American.....	0-1
Mid-Eastern Athletic.....	4-1
Missouri Valley.....	0-2
Mountain West.....	0-1
Non-Division I.....	23-0
Ohio Valley.....	3-3
Pac-12.....	0-2
Patriot.....	0-1
Southeastern.....	0-7
Southland.....	0-1
Southwestern Athletic.....	5-0
Summit.....	1-0
Sun Belt.....	3-3

Total.....	68-59
Home.....	50-11
Away.....	12-45
Neutral.....	6-3
vs. Top 25.....	1-6

Southeastern (0-7)

11/10 South Carolina 73, Wofford 52
11/10 Arkansas 95, Samford 56
11/16 LSU 105, Samford 86
11/17 #7 Kentucky 78, ETSU 61
11/29 Tennessee 84, Mercer 60
12/19 Alabama 80, Mercer 79
(Huntsville, Ala.)
12/20 #21 Tennessee 66, Furman 61

Southland (0-1)

11/24 Southeastern Louisiana 77, Samford 71

Southwestern Athletic (5-0)

11/13 Samford 87, Alabama A&M 68
11/14 Mercer 86, Jackson State 58
11/20 Chattanooga 67, Alabama State 50
11/25 Western Carolina 82, Alabama A&M 72
(Niagara University, N.Y.)
11/26 Samford 83, Mississippi Valley State 70

Summit (1-0)

11/25 ETSU 83, Fort Wayne 73

Sun Belt (3-3)

11/22 Troy 73, ETSU 65
11/24 UT Arlington 89, Western Carolina 65
(Niagara University, N.Y.)
11/29 Wofford 87, Coastal Carolina 81
12/4 Western Carolina 72, Appalachian State 71
12/22 ETSU 79, Georgia Southern 59
12/23 Georgia State 71, Chattanooga 48

Home teams underlined
All times Eastern

2017-18 SoCon BASKETBALL SCHEDULES



The Citadel
(9-18, 4-11 SoCon)

N10	OGLETHORPE# (SDN)	W, 109-73
N12	at Virginia Tech (ACC Network Extra)	L, 93-132
N15	at North Carolina A&T (Lock TV)	L, 73-92
N18	at High Point (Big South Network)	W, 79-77
N21	TRINITY BAPTIST# (SDN)	W, 116-66
N24	at Florida State# (ACC Network Extra)	L, 78-113
D1	MARIST% (ESPN3)	L, 91-100
D2	UMBC% (ESPN3)	L, 72-98
D5	JAMES MADISON (ESPN3)	W, 84-82
D14	at Campbell (Big South Network)	L, 77-87
D16	POINT (SDN)	W, 110-66
D19	at Ohio State (Big Ten Network)	L, 65-94
D30	*WESTERN CAROLINA (ESPN3)	L, 79-81
J4	*at Furman (ESPN3)	L, 67-107
J6	*at Wofford (ESPN3)	L, 92-109
J11	*SAMFORD (ESPN3)	L, 91-107
J13	*CHATTANOOGA (ESPN3)	W, 110-101 (OT)
J18	*at UNCG (ESPN3)	L, 58-72
J20	*at VMI (Stadium)	L, 81-88
J27	*at Mercer (ESPN3)	W, 76-74
J29	*ETSU (ESPN3)	L, 71-73
F1	*WOFFORD (ESPN3)	W, 80-78
F3	*FURMAN (ESPN3)	W, 100-92 (OT)
F8	*at Chattanooga (ESPN3)	L, 82-85
F10	*at Samford (ESPN3)	L, 103-116
F15	*UNCG (ESPN3)	L, 66-82
F17	*VMI (ESPN3)	L, 71-75
F20	*at ETSU (ESPN3)	7 p.m.
F23	*MERCER (ESPN3)	6 p.m.
F25	*at Western Carolina (ESPN3)	2 p.m.
M2-5	at SoCon Championship (Asheville, N.C.)	

* - Southern Conference game
- Jamaica Classic (campus sites)
% - The Bulldog Bash (Charleston, S.C.)



ETSU
(23-5, 14-1 SoCon)

N10	at Northern Kentucky (ESPN3)	L, 63-81
N13	at Savannah State	W, 76-61
N17	at No. 7 Kentucky# (SEC Network)	L, 61-78
N20	DELAWARE STATE# (ESPN3)	W, 81-57
N22	TROY# (ESPN3)	L, 65-73
N25	FORT WAYNE# (ESPN3)	W, 83-73
N29	at Fordham (A-10 Network)	W, 82-77
D6	NORTHERN KENTUCKY (ESPN3)	W, 84-71
D10	HIWASSEE (ESPN3)	W, 94-48
D16	at No. 10 Xavier (Fox Regional)	L, 66-68
D19	at Detroit Mercy (ESPN3)	W, 81-73
D22	GEORGIA SOUTHERN (ESPN3)	W, 79-59
D28	TUSCULUM (ESPN3)	W, 84-65
D31	*at Mercer (ESPN3)	W, 74-55
J4	*at Samford (ESPN3)	W, 90-72
J6	*at Chattanooga (ESPN3)	W, 85-66
J11	*UNCG (ESPN3)	W, 68-58
J13	*VMI (ESPN3)	W, 89-48
J18	*at Furman (ESPN3)	W, 62-61
J20	*WESTERN CAROLINA (ESPN3)	W, 66-50
J24	*MERCER (ESPN3)	W, 84-75
J27	*at Wofford (ESPN3)	W, 75-62
J29	*at The Citadel (ESPN3)	W, 73-71
F1	*SAMFORD (ESPN3)	W, 96-76
F3	*CHATTANOOGA (ESPN3)	W, 81-61
F10	*at VMI (ESPN3)	W, 70-56
F12	*at UNCG (ESPN3)	L, 56-74
F17	*at Western Carolina (ESPN3)	W, 72-61
F20	*THE CITADEL (ESPN3)	7 p.m.
F23	*WOFFORD (ESPN3)	7 p.m.
F25	*FURMAN (ESPN3)	2 p.m.
M2-5	at SoCon Championship (Asheville, N.C.)	

* - Southern Conference game
- Adolph Rupp Classic (campus sites)



Furman
(19-9, 10-5 SoCon)

N10	BOB JONES (SDN)	W, 101-48
N14	ELON (ESPN3)	W, 76-67
N18	at Butler# (Fox Sports 2)	L, 65-82
N20	at No. 1 Duke# (ACC Network Extra)	L, 63-92
N24	vs. New Hampshire^	W, 78-64
N25	vs. Northeastern^	W, 78-67
N29	WINTHROP (ESPN3)	L, 74-93
D2	TENNESSEE TECH (ESPN3)	W, 64-50
D5	UNC ASHEVILLE (ESPN3)	W, 83-72
D9	SOUTH CAROLINA STATE (ESPN3)	W, 101-72
D14	MONTREAT (ESPN3)	W, 103-47
D17	at UNCW (CAA.TV)	W, 90-84
D20	at No. 21 Tennessee (SEC Network)	L, 61-66
D30	*at VMI (ESPN3)	W, 87-57
J4	*THE CITADEL (ESPN3)	W, 107-67
J6	*MERCER (ESPN3)	W, 74-71
J10	*at Chattanooga (ESPN3)	W, 73-55
J13	*at Wofford (ESPN3)	L, 70-79
J18	*ETSU (ESPN3)	L, 61-62
J20	*SAMFORD (ESPN3)	W, 78-67
J24	*at UNCG (ESPN3)	L, 61-71
J27	*WESTERN CAROLINA (ESPN3)	W, 100-66
F1	*at Mercer (ESPN3)	W, 85-73
F3	*at The Citadel (ESPN3)	L, 92-100 (OT)
F7	*UNCG (ESPN3)	L, 67-80
F10	*WOFFORD (WYCW-62/ESPN3)	W, 76-52
F15	*CHATTANOOGA (ESPN3)	W, 75-56
F17	*at Samford (ESPN3)	W, 94-79
F20	*VMI (ESPN3)	7 p.m.
F23	*at Western Carolina (ESPN3)	7 p.m.
F25	*at ETSU (ESPN3)	2 p.m.
M2-5	at SoCon Championship (Asheville, N.C.)	

* - Southern Conference game
PK80-Phil Knight Invitational (campus sites)
^ PK80-Phil Knight Invitational (Nashville, Tenn.)



Mercer
(15-13, 8-7 SoCon)

N10	at UCF (ESPN3)	L, 79-88
N12	TOCCOA FALLS (ESPN3)	W, 110-43
N14	JACKSON STATE (ESPN3)	W, 86-58
N17	at Liberty# (FloHoops.com)	W, 63-48
N18	vs. Drexel# (FloHoops.com)	W, 78-59
N19	vs. Colorado# (FloHoops.com)	L, 70-79
N26	HIWASSEE (ESPN3)	W, 90-53
N29	at Tennessee (SEC Network+)	L, 60-84
D2	at Memphis (ESPN3)	L, 81-83 (2OT)
D9	FLORIDA A&M (ESPN3)	W, 82-64
D17	at La Salle (A-10 Network)	L, 85-95
D19	vs. Alabama^ (SEC Network)	L, 79-80
D28	KENNESAW STATE (ESPN3)	W, 89-56
D31	*ETSU (ESPN3)	L, 55-74
J6	*at Furman (ESPN3)	L, 71-74
J10	*at Western Carolina (ESPN3)	L, 56-58
J13	*SAMFORD (ESPN3)	W, 81-50
J15	*CHATTANOOGA (Stadium)	W, 75-71 (OT)
J18	*at VMI (ESPN3)	W, 62-56
J20	*at UNCG (ESPN3)	L, 66-70 (OT)
J24	*at ETSU (ESPN3)	L, 75-84
J27	*THE CITADEL (ESPN3)	L, 74-76
F1	*FURMAN (ESPN3)	L, 73-85
F3	*WOFFORD (ESPN3)	W, 73-65
F10	*at Chattanooga (ESPN3)	W, 84-75
F12	*at Samford (ESPN3)	W, 74-69
F15	*VMI (ESPN3)	W, 82-58
F17	*UNCG (ESPN3)	W, 77-74
F20	*WESTERN CAROLINA (ESPN3)	7 p.m.
F23	*at The Citadel (ESPN3)	6 p.m.
F25	*at Wofford (ESPN3)	2 p.m.
M2-5	at SoCon Championship (Asheville, N.C.)	

* - Southern Conference game
- U.S. Virgin Islands Paradise Jam (Lynchburg, Va.)
^ - Huntsville, Ala.



UNCG
(21-7, 12-3 SoCon)

N10	at Virginia (ACC Network Extra)	L, 48-60
N15	NORTH CAROLINA WESLEYAN#& (SDN)	W, 82-48
N17	FERRUM#&, (SDN)	W, 95-43
N20	DELAWARE# (ESPN3)	W, 79-66
N21	LONGWOOD# (ESPN3)	W, 71-40
N24	at Wake Forest (ACC Network Extra)	L, 75-81
N28	at Presbyterian (Big South Network)	L, 72-74
D2	at Liberty (ESPN3/Big South Network)	W, 76-75 (3OT)
D7	ELON (ESPN3)	W, 75-44
D13	UNCW (ESPN3)	W, 71-58
D16	at NC State (Fox Sports South)	W, 81-76
D19	UNC ASHEVILLE (ESPN3)	L, 60-67
D21	SOUTHEASTERN#& (SDN)	W, 85-67
D30	*WOFFORD (ESPN3)	W, 71-67
J6	*at VMI (ESPN3)	W, 63-61
J11	*at ETSU (ESPN3)	L, 58-68
J13	*at Western Carolina (ESPN3)	W, 66-55
J18	*THE CITADEL (ESPN3)	W, 72-58
J20	*MERCER (ESPN3)	W, 70-66 (OT)
J24	*FURMAN (ESPN3)	W, 71-61
J27	*at Samford (ESPN3)	W, 98-82
J29	*at Chattanooga (ESPN3)	L, 85-87 (2OT)
F1	*VMI (ESPN3)	W, 73-51
F7	*at Furman (ESPN3)	W, 80-67
F10	*WESTERN CAROLINA& (ESPN3)	W, 65-48
F12	*ETSU (ESPN3)	W, 74-56
F15	*at The Citadel (ESPN3)	W, 82-66
F17	*at Mercer (ESPN3)	L, 74-77
F20	*at Wofford (ESPN3)	7 p.m.
F23	*CHATTANOOGA (ESPN3)	7 p.m.
F25	*SAMFORD (Stadium)	4 p.m.
M2-5	at SoCon Championship (Asheville, N.C.)	

* - Southern Conference game
- UNCG Showcase (Greensboro, N.C.)
& - Fleming Gymnasium




Samford
(9-20, 5-11 SoCon)

N10	at Arkansas (SEC Network Plus)	L, 56-95
N13	ALABAMA A&M (SDN)	W, 87-68
N16	at LSU (SEC Network Plus)	L, 86-105
N19	at Loyola Chicago# (ESPN3)	L, 67-88
N21	at Valparaiso# (ESPN3)	L, 67-88
N24	SOUTHEASTERN LOUISIANA# (ESPN3)	L, 71-77
N26	MISSISSIPPI VALLEY STATE# (ESPN3)	W, 83-70
D3	at Jacksonville State (OVC Digital Network)	L, 58-89
D5	at Memphis (ESPN3)	L, 64-65
D9	at Clemson (ACC Network Extra)	L, 59-81
D15	THOMAS UNIVERSITY (ESPN3)	W, 98-51
D18	ASBURY (ESPN3)	W, 99-70
D21	at Kennesaw State (ESPN3)	L, 66-71
D30	*CHATTANOOGA (ESPN3)	W, 73-56
J4	*ETSU (ESPN3)	L, 72-90
J6	*WESTERN CAROLINA (ESPN3)	W, 85-71
J11	*at The Citadel (ESPN3)	W, 107-91
J13	*at Mercer (ESPN3)	L, 50-81
J18	*WOFFORD (ESPN3)	L, 89-93
J20	*at Furman (ESPN3)	L, 67-78
J24	*at Chattanooga (ESPN3)	L, 71-78
J27	*UNCG (ESPN3)	L, 82-98
J29	*VMI (ESPN3)	W, 93-79
F1	*at ETSU (ESPN3)	L, 76-96
F3	*at Western Carolina (ESPN3)	L, 71-88
F7	*at Wofford (ESPN3)	L, 79-92
F10	*THE CITADEL (ESPN3)	W, 116-103
F12	*MERCER (ESPN3)	L, 69-74
F17	*FURMAN (ESPN3)	L, 79-94
F23	*at VMI (ESPN3)	7 p.m.
F25	*at UNCG (Stadium)	4 p.m.
M2-5	at SoCon Championship (Asheville, N.C.)	

* - Southern Conference game
- Savannah Invitational (campus sites)


2017-18 SoCon BASKETBALL SCHEDULES



Chattanooga (9-20, 3-13 SoCon)

N10	at Wyoming# (Mountain West Network)	L, 65-74
N13	at UAB#	L, 47-89
N16	HIWASSEE (ESPN3)	W, 94-46
N20	#ALABAMA STATE (ESPN3)	W, 67-50
N21	#JACKSONVILLE STATE (ESPN3)	L, 75-77 (OT)
N25	TENNESSEE WESLEYAN (ESPN3)	W, 95-60
N28	at Akron (ESPN3)	L, 70-75
D2	UT MARTIN (ESPN3)	W, 66-63
D5	at Marshall (CUSA.TV)	L, 66-70
D10	CHARLOTTE (ESPN3)	W, 64-50
D17	at Tennessee Tech	L, 76-82
D21	at Jacksonville State	W, 70-67
D23	GEORGIA STATE (ESPN3)	L, 48-71
D30	*at Samford (ESPN3)	L, 56-73
J4	*WESTERN CAROLINA (ESPN3)	L, 63-75
J6	*ETSU (ESPN3)	L, 66-85
J10	*FURMAN (ESPN3)	L, 55-73
J13	*at The Citadel (ESPN3)	L, 101-110 (OT)
J15	*at Mercer (Stadium)	L, 71-75 (OT)
J20	*at Wofford (ESPN3)	L, 67-71
J24	*SAMFORD (ESPN3)	W, 78-71
J27	*VMI (ESPN3)	L, 69-70
J29	*UNCG (ESPN3)	W, 87-85 (2OT)
F1	*at Western Carolina (ESPN3)	L, 68-70
F3	*at ETSU (ESPN3)	L, 61-81
F8	*THE CITADEL (ESPN3)	W, 85-82
F10	*MERCER (ESPN3)	L, 75-84
F15	*at Furman (ESPN3)	W, 75-56
F17	*WOFFORD (ESPN3)	L, 64-74
F23	*at UNCG (ESPN3)	7 p.m.
F25	*at VMI (ESPN3)	1 p.m.
M2-5	at SoCon Championship (Asheville, N.C.)	


* - Southern Conference game
- Cayman Islands Classic (campus sites)



VMI (8-18, 3-12 SoCon)

N10	at NC State (ACC Network Extra)	L, 67-102
N14	at Duquesne (Atlantic-10 Network)	L, 61-77
N18	PRESBYTERIAN (ESPN3)	W, 78-58
N21	OHIO VALLEY (ESPN3)	W, 81-66
N25	at American (Patriot League Network)	L, 64-69
N28	at Charleston Southern (Big South Network)	W, 76-68
D2	RADFORD (ESPN3)	L, 50-63
D5	at Davidson (A-10 Network)	L, 51-74
D9	LONGWOOD (ESPN3)	W, 81-70
D14	SOUTHERN WESLEYAN (ESPN3)	W, 90-52
D22	at VCU (CBS 6 Richmond)	L, 65-75
D30	*FURMAN (ESPN3)	L, 57-87
J4	*at Wofford (ESPN3)	L, 53-92
J6	*UNCG (ESPN3)	L, 61-63
J13	*at ETSU (ESPN3)	L, 48-89
J15	*at Western Carolina (ESPN3)	L, 58-65
J18	*MERCER (ESPN3)	L, 56-62
J20	*THE CITADEL (Stadium)	W, 88-81
J24	*WOFFORD (ESPN3)	L, 46-63
J27	*at Chattanooga (ESPN3)	W, 70-69
J29	*at Samford (ESPN3)	L, 79-93
F1	*at UNCG (ESPN3)	L, 51-73
F8	*WESTERN CAROLINA (ESPN3)	L, 60-72
F10	*ETSU (ESPN3)	L, 56-70
F15	*at Mercer (ESPN3)	L, 58-82
F17	*at The Citadel (ESPN3)	W, 75-71
F20	*at Furman (ESPN3)	7 p.m.
F23	*SAMFORD (ESPN3)	7 p.m.
F25	*CHATTANOOGA (ESPN3)	1 p.m.
M2-5	at SoCon Championship (Asheville, N.C.)	


* - Southern Conference game



Western Carolina (12-16, 7-8 SoCon)

N10	at Clemson (ACC Network Extra)	L, 57-85
N13	at No. 12 Cincinnati (ESPN3)	L, 51-102
N15	HIWASSEE	W, 76-57
N19	at No. 14 Minnesota# (Fox Sports 1)	L, 64-92
N21	at Massachusetts#	L, 76-85
N24	vs. UT-Arlington^	L, 65-89
N25	vs. Alabama A&M^	W, 82-72
N30	at College of Charleston (CAA.TV)	L, 60-69
D4	APPALACHIAN STATE (ESPN3)	W, 72-71
D6	at No. 11 North Carolina (Fox Sports South)	L, 61-104
D8	SOUTHERN WESLEYAN	ppd. (1/25)
D17	vs. UNC Asheville% (Big South Network)	W, 76-72
D19	HIGH POINT (ESPN3)	L, 61-72
D30	*at The Citadel (ESPN3)	W, 81-79
J4	*at Chattanooga (ESPN3)	W, 75-63
J6	*at Samford (ESPN3)	L, 71-85
J10	*MERCER (ESPN3)	W, 58-56
J13	*UNCG (ESPN3)	L, 55-66
J15	*VMI (ESPN3)	W, 65-58
J20	*at ETSU (ESPN3)	L, 50-66
J25	SOUTHERN WESLEYAN	W, 108-48
J27	*at Furman (ESPN3)	L, 66-100
J29	*at Wofford (Stadium)	L, 68-77
F1	*CHATTANOOGA (ESPN3)	W, 70-68
F3	*SAMFORD (ESPN3)	W, 88-71
F8	*at VMI (ESPN3)	W, 72-60
F10	*at UNCG (at Fleming Gym) (ESPN3)	L, 48-65
F15	*WOFFORD (WMYA/ESPN3)	L, 69-84
F17	*ETSU (ESPN3)	L, 61-72
F20	*at Mercer (ESPN3)	7 p.m.
F23	*FURMAN (ESPN3)	7 p.m.
F25	*THE CITADEL (ESPN3)	2 p.m.
M2-5	at SoCon Championship (Asheville, N.C.)	

* - Southern Conference game
- Barclays Center Classic (campus sites)
^ - Barclays Center Classic (Niagara University, N.Y.)
% - Mountain Invitational (U.S. Cellular Center, Asheville, N.C.)



Wofford (19-9, 10-5 SoCon)

N10	SOUTH CAROLINA (WMYA My 40/ESPN3)	L, 52-73
N12	WASHINGTON & LEE# (SDN)	W, 103-66
N16	at California# (Pac-12 Networks)	L, 65-79
N18	BOB JONES# (SDN)	W, 96-65
N19	NORTH FLORIDA# (ESPN3)	W, 86-83
N22	at Texas Tech (Fox Sports Southwest Plus)	L, 56-79
N26	at UNC Asheville (Big South Network)	L, 65-85
N29	at Coastal Carolina (Chant Vision)	W, 87-81
D6	GEORGIA TECH (ESPN3)	W, 63-60
D9	JOHNSON & WALES (SDN)	W, 104-45
D17	vs. High Point% (Big South Network)	W, 70-57
D20	at No. 5 North Carolina (ESPN2)	W, 79-75
D30	*at UNCG (ESPN3)	L, 67-71
J4	*VMI (ESPN3)	W, 92-53
J6	*THE CITADEL (ESPN3)	W, 109-92
J10	HARVARD (ESPN3)	W, 63-62
J13	*FURMAN (ESPN3)	W, 79-70
J18	*at Samford (ESPN3)	W, 93-89
J20	*CHATTANOOGA (ESPN3)	W, 71-67
J24	*at VMI (ESPN3)	W, 63-46
J27	*ETSU (ESPN3)	L, 62-75
J29	*WESTERN CAROLINA (Stadium)	W, 77-68
F1	*at The Citadel (ESPN3)	L, 78-80
F3	*at Mercer (ESPN3)	L, 65-73
F7	*SAMFORD (ESPN3)	W, 92-79
F10	*at Furman (WYCW-62/ESPN3)	L, 52-76
F15	*at Western Carolina (WMYA/ESPN3)	W, 84-69
F17	*at Chattanooga (ESPN3)	W, 74-64
F20	*UNCG (ESPN3)	7 p.m.
F23	*at ETSU (ESPN3)	7 p.m.
F25	*MERCER (ESPN3)	2 p.m.
M2-5	at SoCon Championship (Asheville, N.C.)	

* - Southern Conference game
- Maui on the Mainland (campus sites)
% - Mountain Invitational (U.S. Cellular Center, Asheville, N.C.)

Southern Conference men's basketball media relations information

The Citadel (CitadelSports.com) Milledge Austin (maustin7@citadel.edu) Office: 843-953-6567	Chattanooga (GoMocs.com) Jim Horten (jameshorten@utc.edu) Office: 423-425-2350
ETSU (ETSUBucs.com) Michael White (whitem@etsu.edu) Office: 423-439-4220	VMI (VMIKeydets.com) Wade Branner (brannerwh@vmi.edu) Office: 540-464-7515
Furman (FurmanPaladins.com) Jordan Caskey (jordan.caskey@furman.edu) Office: 864-294-3065	Western Carolina (CatamountSports.com) Sean Forrester (stforrester@email.wcu.edu) Office: 828-227-2655
Mercer (MercerBears.com) Will Tharp (tharp_wb@mercer.edu) Office: 478-301-5218	Wofford (WoffordTerriers.com) Hannah Bradley (bradleyhm@wofford.edu) Office: 864-597-4092
UNCG (UNCGSpartans.com) Matt McCollester (matt.mccollester@uncg.edu) Office: 336-334-5615	Southern Conference (SoConSports.com) Phil Perry (pperry@socon.org) Office: 864-591-5100 // Cell: 864-525-5174
Samford (SamfordSports.com) Zac Schrieber (zdschrie@samford.edu) Office: 205-726-2802	

2017-18 Southern Conference
CONFERENCE BASKETBALL STATISTICS
Through games of Feb 19, 2018 (All games)

SCORING OFFENSE				
	G	W-L	Pts	Avg/G
1. The Citadel	27	9-18	2274	84.2
2. Furman	28	19-9	2237	79.9
3. Samford	29	9-20	2240	77.2
4. Wofford	28	19-9	2147	76.7
5. ETSU	28	23-5	2140	76.4
6. Mercer	28	15-13	2130	76.1
7. UNCG	28	21-7	2072	74.0
8. Chattanooga	29	9-20	2025	69.8
9. Western Carolina	28	12-16	1906	68.1
10. VMI	26	8-18	1680	64.6

SCORING DEFENSE			
	G	Pts	Avg/G
1. UNCG	28	1769	63.2
2. ETSU	28	1830	65.4
3. Mercer	28	1929	68.9
4. Furman	28	1939	69.2
5. Wofford	28	1982	70.8
6. VMI	26	1906	73.3
7. Chattanooga	29	2128	73.4
8. Western Carolina	28	2088	74.6
9. Samford	29	2380	82.1
10. The Citadel	27	2420	89.6

SCORING MARGIN				
	G	Offense	Defense	Margin
1. ETSU	28	76.4	65.4	+11.1
2. UNCG	28	74.0	63.2	+10.8
3. Furman	28	79.9	69.2	+10.6
4. Mercer	28	76.1	68.9	+7.2
5. Wofford	28	76.7	70.8	+5.9
6. Chattanooga	29	69.8	73.4	-3.6
7. Samford	29	77.2	82.1	-4.8
8. The Citadel	27	84.2	89.6	-5.4
9. Western Carolina	28	68.1	74.6	-6.5
10. VMI	26	64.6	73.3	-8.7

FREE THROW PCT				
	G	FTM	FTA	Pct.
1. Wofford	28	352	452	.779
2. Samford	29	397	517	.768
3. Mercer	28	431	575	.750
4. VMI	26	306	415	.737
5. ETSU	28	394	546	.722
6. Chattanooga	29	403	559	.721
7. Furman	28	331	468	.707
8. The Citadel	27	410	581	.706
9. UNCG	28	325	463	.702
10. Western Carolina	28	357	528	.676

FIELD GOAL PERCENTAGE				
	G	FGM	FGA	Pct.
1. Mercer	28	729	1533	.476
2. Wofford	28	747	1579	.473
3. ETSU	28	767	1623	.473
4. Samford	29	789	1680	.470
5. Furman	28	806	1721	.468
6. UNCG	28	737	1645	.448
7. Chattanooga	29	690	1578	.437
8. The Citadel	27	773	1840	.420
9. Western Carolina	28	671	1638	.410
10. VMI	26	590	1472	.401

FIELD GOAL PCT DEFENSE				
	G	FGM	FGA	Pct.
1. ETSU	28	641	1605	.399
2. UNCG	28	584	1418	.412
3. Mercer	28	653	1519	.430
4. Furman	28	704	1610	.437
5. VMI	26	662	1492	.444
6. Wofford	28	688	1534	.449
7. Western Carolina	28	723	1586	.456
8. Chattanooga	29	784	1642	.477
9. The Citadel	27	873	1792	.487
10. Samford	29	867	1765	.491

3-POINT FG PCT				
	G	3FGM	3FGA	Pct.
1. Wofford	28	301	717	.420
2. Mercer	28	241	619	.389
3. Samford	29	265	708	.374
4. UNCG	28	273	751	.364
5. Furman	28	294	830	.354
6. Chattanooga	29	242	685	.353
7. ETSU	28	212	601	.353
8. Western Carolina	28	207	607	.341
9. The Citadel	27	318	933	.341
10. VMI	26	194	600	.323

3-POINT FG PCT DEFENSE				
	G	3FGM	3FGA	Pct.
1. Furman	28	192	611	.314
2. ETSU	28	202	635	.318
3. UNCG	28	181	564	.321
4. VMI	26	203	608	.334
5. Western Carolina	28	236	674	.350
6. Wofford	28	231	650	.355
7. Mercer	28	260	722	.360
8. Chattanooga	29	205	567	.362
9. Samford	29	292	788	.371
10. The Citadel	27	287	771	.372

REBOUNDING OFFENSE			
	G	Rebounds	Avg/G
1. ETSU	28	1065	38.0
2. UNCG	28	1031	36.8
3. The Citadel	27	994	36.8
4. Furman	28	979	35.0
5. Mercer	28	973	34.8
6. Western Carolina	28	965	34.5
7. VMI	26	870	33.5
8. Wofford	28	925	33.0
9. Chattanooga	29	932	32.1
10. Samford	29	876	30.2

REBOUNDING DEFENSE			
	G	Rebounds	Avg/G
1. Mercer	28	821	29.3
2. UNCG	28	848	30.3
3. Wofford	28	887	31.7
4. ETSU	28	923	33.0
5. Chattanooga	29	974	33.6
6. Furman	28	979	35.0
7. Samford	29	1036	35.7
8. Western Carolina	28	1046	37.4
9. VMI	26	974	37.5
10. The Citadel	27	1168	43.3

2017-18 Southern Conference
CONFERENCE BASKETBALL STATISTICS
Through games of Feb 19, 2018 (All games)

REBOUNDING MARGIN	G	Team	Avg.	Opp.	Avg.	Margin
1. UNCG	28	1031	36.8	848	30.3	+6.5
2. Mercer	28	973	34.8	821	29.3	+5.4
3. ETSU	28	1065	38.0	923	33.0	+5.1
4. Wofford	28	925	33.0	887	31.7	+1.4
5. Furman	28	979	35.0	979	35.0	+0.0
6. Chattanooga	29	932	32.1	974	33.6	-1.4
7. Western Carolina	28	965	34.5	1046	37.4	-2.9
8. VMI	26	870	33.5	974	37.5	-4.0
9. Samford	29	876	30.2	1036	35.7	-5.5
10. The Citadel	27	994	36.8	1168	43.3	-6.4

BLOCKED SHOTS	G	No.	Avg/G
1. ETSU	28	113	4.0
2. UNCG	28	104	3.7
3. The Citadel	27	86	3.2
4. Western Carolina	28	81	2.9
5. VMI	26	70	2.7
6. Wofford	28	73	2.6
7. Samford	29	66	2.3
8. Chattanooga	29	64	2.2
9. Furman	28	57	2.0
10. Mercer	28	50	1.8

ASSISTS	G	No.	Avg/G
1. The Citadel	27	455	16.9
2. Samford	29	479	16.5
3. Furman	28	461	16.5
4. Wofford	28	432	15.4
5. ETSU	28	416	14.9
6. Mercer	28	411	14.7
7. UNCG	28	399	14.3
8. Western Carolina	28	372	13.3
9. Chattanooga	29	382	13.2
10. VMI	26	314	12.1

STEALS	G	No.	Avg/G
1. The Citadel	27	270	10.0
2. UNCG	28	227	8.1
Western Carolina	28	227	8.1
4. Furman	28	225	8.0
5. ETSU	28	216	7.7
6. VMI	26	191	7.3
7. Samford	29	212	7.3
8. Wofford	28	183	6.5
9. Mercer	28	161	5.8
10. Chattanooga	29	142	4.9

TURNOVER MARGIN	G	Team	Avg.	Opp.	Avg.	Margin
1. Furman	28	319	11.4	421	15.0	+3.6
2. The Citadel	27	403	14.9	480	17.8	+2.9
3. ETSU	28	379	13.5	414	14.8	+1.2
UNCG	28	401	14.3	436	15.6	+1.2
5. Samford	29	393	13.6	411	14.2	+0.6
6. Western Carolina	28	426	15.2	439	15.7	+0.5
7. Wofford	28	356	12.7	368	13.1	+0.4
8. Mercer	28	349	12.5	346	12.4	-0.1
9. Chattanooga	29	402	13.9	387	13.3	-0.5
10. VMI	26	392	15.1	357	13.7	-1.3

ASSIST/TURNOVER RATIO	G	Ast.	Avg.	T/O	Avg.	Ratio
1. Furman	28	461	16.5	319	11.4	1.4
2. Samford	29	479	16.5	393	13.6	1.2
3. Wofford	28	432	15.4	356	12.7	1.2
4. Mercer	28	411	14.7	349	12.5	1.2
5. The Citadel	27	455	16.9	403	14.9	1.1
6. ETSU	28	416	14.9	379	13.5	1.1
7. UNCG	28	399	14.3	401	14.3	1.0
8. Chattanooga	29	382	13.2	402	13.9	1.0
9. Western Carolina	28	372	13.3	426	15.2	0.9
10. VMI	26	314	12.1	392	15.1	0.8

OFFENSIVE REBOUNDS	G	No.	Avg/G
1. The Citadel	27	318	11.8
2. Western Carolina	28	328	11.7
3. UNCG	28	326	11.6
4. ETSU	28	302	10.8
5. Mercer	28	280	10.0
6. Furman	28	278	9.9
7. VMI	26	234	9.0
8. Chattanooga	29	259	8.9
9. Wofford	28	235	8.4
10. Samford	29	242	8.3

DEFENSIVE REBOUNDS	G	No.	Avg/G
1. ETSU	28	763	27.3
2. UNCG	28	705	25.2
3. The Citadel	27	676	25.0
4. Furman	28	701	25.0
5. Mercer	28	693	24.8
6. Wofford	28	690	24.6
7. VMI	26	636	24.5
8. Chattanooga	29	673	23.2
9. Western Carolina	28	637	22.8
10. Samford	29	634	21.9

DEFENSIVE REB PCT.	G	D-Reb	Opp. OR	D-Reb%
1. UNCG	28	705	206	.774
2. Wofford	28	690	232	.748
3. Mercer	28	693	237	.745
4. Chattanooga	29	673	251	.728
5. ETSU	28	763	293	.723
6. Furman	28	701	272	.720
7. VMI	26	636	264	.707
8. Western Carolina	28	637	309	.673
9. The Citadel	27	676	328	.673
10. Samford	29	634	324	.662

OFFENSIVE REB PCT.	G	O-Reb	Opp. DR	O-Reb%
1. UNCG	28	326	642	.337
2. Mercer	28	280	584	.324
3. ETSU	28	302	630	.324
4. Western Carolina	28	328	737	.308
5. Furman	28	278	707	.282
6. The Citadel	27	318	840	.275
7. Wofford	28	235	655	.264
8. Chattanooga	29	259	723	.264
9. Samford	29	242	712	.254
10. VMI	26	234	710	.248

2017-18 Southern Conference
CONFERENCE BASKETBALL STATISTICS
Through games of Feb 19, 2018 (All games)

3-POINT FG MADE	G	No.	Avg/G
1. The Citadel	27	318	11.8
2. Wofford	28	301	10.8
3. Furman	28	294	10.5
4. UNCG	28	273	9.8
5. Samford	29	265	9.1
6. Mercer	28	241	8.6
7. Chattanooga	29	242	8.3
8. ETSU	28	212	7.6
9. VMI	26	194	7.5
10. Western Carolina	28	207	7.4

2017-18 Southern Conference
CONFERENCE BASKETBALL STATISTICS
Through games of Feb 19, 2018 (All games)

Team	Conference	Pct.	PF	PA	Overall	Pct.	PF	PA	Current unbeaten streak
ETSU	14-1	.933	76.1	63.1	23-5	.821	76.4	65.4	Mercer -- 5
UNCG	12-3	.800	73.5	64.7	21-7	.750	74.0	63.2	Furman -- 3
Furman	10-5	.667	80.0	69.0	19-9	.679	79.9	69.2	Wofford -- 2
Wofford	10-5	.667	77.2	71.5	19-9	.679	76.7	70.8	ETSU -- 1
Mercer	8-7	.533	71.9	69.3	15-13	.536	76.1	68.9	VMI -- 1
Western Carolina	7-8	.467	66.5	71.3	12-16	.429	68.1	74.6	
Samford	5-11	.312	79.9	85.1	9-20	.310	77.2	82.1	
The Citadel	4-11	.267	81.8	89.3	9-18	.333	84.2	89.6	
VMI	3-12	.200	61.1	75.5	8-18	.308	64.6	73.3	
Chattanooga	3-13	.188	70.1	78.4	9-20	.310	69.8	73.4	

TEAM SUMMARIES	G	PF-PA	Avg score	Margin	FG-FGA	Pct.	3FG-FGA	Pct.	FT-FTA	Pct.	RebF	RebA	Margin
Chattanooga	29	2025-2128	69.8-73.4	-3.6	690-1578	.437	242-685	.353	403-559	.721	932	974	-1.4
ETSU	28	2140-1830	76.4-65.4	+11.1	767-1623	.473	212-601	.353	394-546	.722	1065	923	+5.1
Furman	28	2237-1939	79.9-69.2	+10.6	806-1721	.468	294-830	.354	331-468	.707	979	979	+0.0
Mercer	28	2130-1929	76.1-68.9	+7.2	729-1533	.476	241-619	.389	431-575	.750	973	821	+5.4
Samford	29	2240-2380	77.2-82.1	-4.8	789-1680	.470	265-708	.374	397-517	.768	876	1036	-5.5
The Citadel	27	2274-2420	84.2-89.6	-5.4	773-1840	.420	318-933	.341	410-581	.706	994	1168	-6.4
UNCG	28	2072-1769	74.0-63.2	+10.8	737-1645	.448	273-751	.364	325-463	.702	1031	848	+6.5
VMI	26	1680-1906	64.6-73.3	-8.7	590-1472	.401	194-600	.323	306-415	.737	870	974	-4.0
Western Carolina	28	1906-2088	68.1-74.6	-6.5	671-1638	.410	207-607	.341	357-528	.676	965	1046	-2.9
Wofford	28	2147-1982	76.7-70.8	+5.9	747-1579	.473	301-717	.420	352-452	.779	925	887	+1.4

ATTENDANCE	Home	Average	Away	Average	Neutral	Average	Total	Average
Chattanooga	16-50811	3176	13-34256	2635	0-0	0	29-85067	2933
ETSU	13-54210	4170	15-60495	4033	0-0	0	28-114705	4097
Furman	15-24263	1618	11-49329	4484	2-400	200	28-73992	2643
Mercer	13-39191	3015	12-42359	3530	3-5901	1967	28-87451	3123
Samford	14-16237	1160	15-57371	3825	0-0	0	29-73608	2538
The Citadel	14-10253	732	13-49121	3779	0-0	0	27-59374	2199
UNCG	15-35511	2367	13-53062	4082	0-0	0	28-88573	3163
VMI	12-18361	1530	14-46840	3346	0-0	0	26-65201	2508
Western Carolina	11-15826	1439	14-62309	4451	3-2265	755	28-80400	2871
Wofford	14-29975	2141	13-49313	3793	1-1423	1423	28-80711	2883
Totals	137-294638	2151	133-504455	3793	9-9989	1110	279-809082	2900

2017-18 Southern Conference
INDIVIDUAL BASKETBALL STATISTICS
Through games of Feb 19, 2018 (All games)

To be ranked, a player must appear in at least 75.0% of their team's games.

SCORING							REBOUNDING						
	Cl	G	FG	3FG	FT	Pts Avg/G		Cl	G	Off	Def	Total	Avg/G
1. Fletcher Magee-WOF	Jr	28	218	125	79	640 22.9	1. James Dickey-UNCG	So	27	83	141	224	8.3
2. Francis Alonso-UNCG	Jr	28	145	94	71	455 16.3	2. Matt Rafferty-FUR	Jr	28	69	140	209	7.5
3. Desonta Bradford-ETSU	Sr	28	151	38	87	427 15.3	3. Stephon Jelks-MER	Sr	28	49	159	208	7.4
4. Zane Najdawi-CIT	Jr	26	145	32	73	395 15.2	4. Makinde London-UTC	Jr	25	35	137	172	6.9
5. Bubba Parham-VMI	Fr	26	130	51	83	394 15.2	5. Marc Gosselin-WCU	Jr	27	50	120	170	6.3
6. Devin Sibley-FUR	Sr	27	155	48	48	406 15.0	6. Eric Adams-SAM	Sr	29	75	103	178	6.1
7. D. Denzel-Dyson-SAM	Sr	29	144	71	77	436 15.0	7. Desonta Bradford-ETSU	Sr	28	20	144	164	5.9
8. Nat Dixon-UTC	Jr	27	126	59	81	392 14.5	8. Mike Amius-WCU	Jr	28	57	103	160	5.7
9. Matt Frierson-CIT	Jr	27	108	98	58	372 13.8	9. Cameron Jackson-WOF	Jr	25	48	94	142	5.7
10. Makinde London-UTC	Jr	25	112	39	78	341 13.6	10. Tyler Creammer-VMI	So	26	51	94	145	5.6
11. Justin Coleman-SAM	Jr	29	134	53	70	391 13.5	11. Mladen Armus-ETSU	Fr	28	75	81	156	5.6
12. Rodney Chatman-UTC	So	28	123	42	83	371 13.3	12. Marvin Smith-UNCG	Sr	28	46	103	149	5.3
13. Mike Amius-WCU	Jr	28	131	0	90	352 12.6	13. James Lewis, Jr.-UTC	Fr	23	47	75	122	5.3
14. Marvin Smith-UNCG	Sr	28	106	60	74	346 12.4	14. Desmond Ringer-MER	Sr	28	57	85	142	5.1
15. John Davis-FUR	Sr	28	123	38	49	333 11.9	15. Kaelon Harris-CIT	So	26	44	87	131	5.0
16. Jalan McCloud-ETSU	Sr	27	114	25	63	316 11.7	16. D. Denzel-Dyson-SAM	Sr	29	32	114	146	5.0
17. Trevor Stumpe-WOF	So	23	92	43	40	267 11.6	17. Peter Jurkin-ETSU	Sr	27	36	98	134	5.0
18. Matt Rafferty-FUR	Jr	28	130	12	50	322 11.5	18. David Burrell-ETSU	Sr	27	41	91	132	4.9
19. Alex Thompson-SAM	Sr	27	114	34	47	309 11.4	19. Derrick Brooks-WOF	Sr	22	20	86	106	4.8
20. Daniel Fowler-FUR	Sr	28	112	48	45	317 11.3	20. Devin Sibley-FUR	Sr	27	12	116	128	4.7
21. Cameron Jackson-WOF	Jr	25	114	0	46	274 11.0							
22. Deriece Parks-WCU	Sr	28	103	61	30	297 10.6							
23. Demetre Rivers-MER	Sr	28	97	34	64	292 10.4							
24. Austin Vereen-VMI	Jr	26	83	53	52	271 10.4							
25. Jordan Strawberry-MER	Sr	28	86	39	78	289 10.3							
26. Nathan Hoover-WOF	So	28	95	54	42	286 10.2							
27. Stephon Jelks-MER	Sr	28	99	39	44	281 10.0							
28. Kaelon Harris-CIT	So	26	80	28	68	256 9.8							
29. Devontavius Payne-ETSU	Sr	27	93	61	18	265 9.8							
30. Makale Foreman-UTC	So	29	93	63	30	279 9.6							

FIELD GOAL PCT						ASSISTS			
	Cl	G	FGM	FGA	Pct.		Cl	G	No. Avg/G
1. Zane Najdawi-CIT	Jr	26	145	277	.523	1. Justin Coleman-SAM	Jr	29	180 6.2
2. Fletcher Magee-WOF	Jr	28	218	436	.500	2. Josh Sharkey-SAM	So	27	140 5.2
3. Devin Sibley-FUR	Sr	27	155	326	.475	3. Rodney Chatman-UTC	So	28	130 4.6
4. Desonta Bradford-ETSU	Sr	28	151	319	.473	4. Jordan Strawberry-MER	Sr	28	128 4.6
5. Francis Alonso-UNCG	Jr	28	145	340	.426	5. Frankie Johnson-CIT	So	27	112 4.1
6. Bubba Parham-VMI	Fr	26	130	319	.408	6. Demetrius Troy-UNCG	Jr	28	115 4.1
						7. Storm Murphy-WOF	Fr	28	106 3.8
						8. Desonta Bradford-ETSU	Sr	28	99 3.5
						9. Jalan McCloud-ETSU	Sr	27	94 3.5
						10. Keith Smith-VMI	So	25	85 3.4
						11. Daniel Fowler-FUR	Sr	28	87 3.1
						12. Devin Peterson-WCU	Sr	26	76 2.9
						13. Francis Alonso-UNCG	Jr	28	80 2.9
						14. Marcus Cohen-MER	Fr	28	79 2.8
						15. Matt Rafferty-FUR	Jr	28	78 2.8
						Deriece Parks-WCU	Sr	28	78 2.8

2017-18 Southern Conference
INDIVIDUAL BASKETBALL STATISTICS
Through games of Feb 19, 2018 (All games)

FREE THROW PCT	Cl	G	FTM	FTA	Pct.
1. Fletcher Magee-WOF	Jr	28	79	86	.919
2. Francis Alonso-UNCG	Jr	28	71	80	.888
3. Jordan Strawberry-MER	Sr	28	78	90	.867
4. Bubba Parham-VMI	Fr	26	83	106	.783
5. Rodney Chatman-UTC	So	28	83	107	.776
6. Marvin Smith-UNCG	Sr	28	74	96	.771
7. D. Denzel-Dyson-SAM	Sr	29	77	100	.770
8. Nat Dixon-UTC	Jr	27	81	106	.764
9. Desonta Bradford-ETSU	Sr	28	87	114	.763
10. Josh Sharkey-SAM	So	27	76	100	.760
11. Makinde London-UTC	Jr	25	78	107	.729
12. Zane Najdawi-CIT	Jr	26	73	101	.723
13. Kaelon Harris-CIT	So	26	68	98	.694
14. Mike Amius-WCU	Jr	28	90	138	.652

STEALS	Cl	G	No.	Avg/G
1. Cameron Jackson-WOF	Jr	25	47	1.9
2. Desonta Bradford-ETSU	Sr	28	52	1.9
3. Frankie Johnson-CIT	So	27	46	1.7
4. Josh Sharkey-SAM	So	27	44	1.6
5. Deriece Parks-WCU	Sr	28	43	1.5
6. Daniel Fowler-FUR	Sr	28	42	1.5
John Davis-FUR	Sr	28	42	1.5
Isaiah Miller-UNCG	Fr	28	42	1.5
9. Demetrius Troy-UNCG	Jr	28	41	1.5
Matt Rafferty-FUR	Jr	28	41	1.5
11. Keith Smith-VMI	So	25	36	1.4
12. Desmond Johnson-WCU	Fr	27	37	1.4
13. Eric Adams-SAM	Sr	29	37	1.3
14. Marc Gosselin-WCU	Jr	27	33	1.2
15. Francis Alonso-UNCG	Jr	28	34	1.2
Rodney Chatman-UTC	So	28	34	1.2

3-POINT FG PCT	Cl	G	3FG	FGA	Pct.
1. Trevor Stumpe-WOF	So	23	43	93	.462
2. Triston Chambers-SAM	So	29	61	135	.452
3. Fletcher Magee-WOF	Jr	28	125	277	.451
4. Ross Cummings-MER	So	22	42	96	.438
5. Andrew Brown-FUR	Jr	27	49	117	.419
6. Francis Alonso-UNCG	Jr	28	94	225	.418
7. D. Denzel-Dyson-SAM	Sr	29	71	170	.418
8. Daniel Fowler-FUR	Sr	28	48	119	.403
9. Nat Dixon-UTC	Jr	27	59	148	.399
10. Nathan Hoover-WOF	So	28	54	137	.394
11. Devontavius Payne-ETSU	Sr	27	61	156	.391
12. Justin Coleman-SAM	Jr	29	53	138	.384
13. Makale Foreman-UTC	So	29	63	169	.373
14. Matt Frierson-CIT	Jr	27	98	264	.371
15. Austin Vereen-VMI	Jr	26	53	146	.363

3-POINT FG MADE	Cl	G	3FG	Avg/G
1. Fletcher Magee-WOF	Jr	28	125	4.5
2. Matt Frierson-CIT	Jr	27	98	3.6
3. Francis Alonso-UNCG	Jr	28	94	3.4
4. D. Denzel-Dyson-SAM	Sr	29	71	2.4
5. Devontavius Payne-ETSU	Sr	27	61	2.3
6. Nat Dixon-UTC	Jr	27	59	2.2
7. Deriece Parks-WCU	Sr	28	61	2.2
8. Makale Foreman-UTC	So	29	63	2.2
9. Marvin Smith-UNCG	Sr	28	60	2.1
10. Triston Chambers-SAM	So	29	61	2.1
11. Austin Vereen-VMI	Jr	26	53	2.0
12. Bubba Parham-VMI	Fr	26	51	2.0
13. Matt Halvorsen-WCU	Fr	28	54	1.9
Nathan Hoover-WOF	So	28	54	1.9
15. Ross Cummings-MER	So	22	42	1.9

BLOCKED SHOTS	Cl	G	No.	Avg/G
1. James Dickey-UNCG	So	27	59	2.2
2. Zane Najdawi-CIT	Jr	26	36	1.4
Fred Iruafemi-VMI	Sr	26	36	1.4
4. Cameron Jackson-WOF	Jr	25	34	1.4
5. Eric Adams-SAM	Sr	29	38	1.3
6. Peter Jurkin-ETSU	Sr	27	34	1.3
7. Mike Amius-WCU	Jr	28	25	0.9
8. Makinde London-UTC	Jr	25	20	0.8
9. Matt Rafferty-FUR	Jr	28	20	0.7
10. Marc Gosselin-WCU	Jr	27	16	0.6
11. Bo Hodges-ETSU	Fr	26	14	0.5
12. Rob Johnson-CIT	Fr	25	13	0.5
13. David Burrell-ETSU	Sr	27	14	0.5
14. Desonta Bradford-ETSU	Sr	28	14	0.5
Rodney Chatman-UTC	So	28	14	0.5

ASSIST/TURNOVER RATIO	Cl	G	Ast.	T/O	Ratio
1. Jordan Strawberry-MER	Sr	28	128	43	3.0
2. Justin Coleman-SAM	Jr	29	180	76	2.4
3. Storm Murphy-WOF	Fr	28	106	47	2.3
4. Daniel Fowler-FUR	Sr	28	87	40	2.2
5. Frankie Johnson-CIT	So	27	112	59	1.9
6. Demetrius Troy-UNCG	Jr	28	115	61	1.9
7. Josh Sharkey-SAM	So	27	140	85	1.6
8. Desonta Bradford-ETSU	Sr	28	99	64	1.5
9. Jalan McCloud-ETSU	Sr	27	94	61	1.5
10. Rodney Chatman-UTC	So	28	130	87	1.5
11. Keith Smith-VMI	So	25	85	60	1.4

2017-18 Southern Conference
INDIVIDUAL BASKETBALL STATISTICS
Through games of Feb 19, 2018 (All games)

OFFENSIVE REBOUNDS	Cl	G	No.	Avg/G
1. James Dickey-UNCG	So	27	83	3.1
2. Mladen Armus-ETSU	Fr	28	75	2.7
3. Eric Adams-SAM	Sr	29	75	2.6
4. Matt Rafferty-FUR	Jr	28	69	2.5
5. James Lewis, Jr.-UTC	Fr	23	47	2.0
6. Desmond Ringer-MER	Sr	28	57	2.0
Mike Amius-WCU	Jr	28	57	2.0
8. Tyler Creammer-VMI	So	26	51	2.0
9. Cameron Jackson-WOF	Jr	25	48	1.9
10. Marc Gosselin-WCU	Jr	27	50	1.9
11. Stephon Jelks-MER	Sr	28	49	1.8
12. Kaelon Harris-CIT	So	26	44	1.7
13. Marvin Smith-UNCG	Sr	28	46	1.6
14. Jalen Williams-FUR	So	25	41	1.6
15. David Burrell-ETSU	Sr	27	41	1.5

DEFENSIVE REBOUNDS	Cl	G	No.	Avg/G
1. Stephon Jelks-MER	Sr	28	159	5.7
2. Makinde London-UTC	Jr	25	137	5.5
3. James Dickey-UNCG	So	27	141	5.2
4. Desonta Bradford-ETSU	Sr	28	144	5.1
5. Matt Rafferty-FUR	Jr	28	140	5.0
6. Marc Gosselin-WCU	Jr	27	120	4.4
7. Devin Sibley-FUR	Sr	27	116	4.3
8. D. Denzel-Dyson-SAM	Sr	29	114	3.9
9. Rodney Chatman-UTC	So	28	110	3.9
10. Derrick Brooks-WOF	Sr	22	86	3.9
11. Cameron Jackson-WOF	Jr	25	94	3.8
12. Mike Amius-WCU	Jr	28	103	3.7
Marvin Smith-UNCG	Sr	28	103	3.7
14. Peter Jurkin-ETSU	Sr	27	98	3.6
15. Tyler Creammer-VMI	So	26	94	3.6

MINUTES PLAYED	Cl	G	No.	Avg/G
1. Nat Dixon-UTC	Jr	27	987	36.6
2. Makale Foreman-UTC	So	29	1029	35.5
3. Fletcher Magee-WOF	Jr	28	925	33.0
4. Rodney Chatman-UTC	So	28	922	32.9
5. Desonta Bradford-ETSU	Sr	28	906	32.4
6. Justin Coleman-SAM	Jr	29	929	32.0
7. Bubba Parham-VMI	Fr	26	790	30.4
8. D. Denzel-Dyson-SAM	Sr	29	880	30.3
9. Deriece Parks-WCU	Sr	28	849	30.3
10. Jordan Strawberry-MER	Sr	28	831	29.7

2017-18 Southern Conference
Conference Team Highs
Through games of Feb 19, 2018 (All games)

TEAM HIGHS (highest totals made by)

Points	116	The Citadel vs Trinity Baptist (11/21/17)
	116	Samford vs The Citadel (02/10/18)
	110	Mercer vs Toccoa Falls (11/12/17)
	110	The Citadel vs Point University (12/16/17)
	110	The Citadel vs Chattanooga (01/13/18)
Margin	67 (110-43)	Mercer vs Toccoa Falls (11/12/17)
	60 (108-48)	Western Carolina vs Southern Wesleyan (01/25/18)
	59 (104-45)	Wofford vs Johnson & Wales (12/09/17)
	56 (103-47)	Furman vs Montreat (12/14/17)
	53 (101-48)	Furman vs Bob Jones (11/10/17)
Field goals made	45	The Citadel vs Trinity Baptist (11/21/17)
	41	The Citadel vs Oglethorpe (11/10/17)
	41	Western Carolina vs Southern Wesleyan (01/25/18)
	40	Samford vs The Citadel (02/10/18)
	40	Furman at Samford (02/17/18)
Field goal attempts	87	The Citadel vs Oglethorpe (11/10/17)
	79	The Citadel at North Carolina A&T (11/15/17)
	79	Western Carolina vs Hiwassee (11/15/17)
	79	The Citadel vs Trinity Baptist (11/21/17)
	79	The Citadel vs Marist (12/01/17)
	79	UNCG at Liberty (12/02/17)
	79	Chattanooga at The Citadel (01/13/18)
Field goal percentage	.678 (40-59)	Samford vs The Citadel (02/10/18)
	.651 (28-43)	Mercer at Chattanooga (02/10/18)
	.642 (34-53)	UNCG at Samford (01/27/18)
	.632 (36-57)	Wofford vs Johnson & Wales (12/09/17)
	.619 (39-63)	Samford at The Citadel (01/11/18)
3-Pt FG made	21	The Citadel vs Oglethorpe (11/10/17)
	20	Wofford vs Johnson & Wales (12/09/17)
	18	Samford at The Citadel (01/11/18)
	18	The Citadel at Samford (02/10/18)
	17	Furman vs The Citadel (01/04/18)
	17	Chattanooga at The Citadel (01/13/18)
3-Pt FG attempts	47	The Citadel vs Oglethorpe (11/10/17)
	44	The Citadel vs Western Carolina (12/30/17)
	44	The Citadel at Samford (02/10/18)
	43	The Citadel at Ohio State (12/19/17)
	42	The Citadel vs Marist (12/01/17)
3-Pt percentage	.762 (16-21)	UNCG at Samford (01/27/18)
	.647 (11-17)	Mercer at Chattanooga (02/10/18)
	.640 (16-25)	Samford vs The Citadel (02/10/18)
	.609 (14-23)	Western Carolina vs Alabama A&M (11/25/17)
	.591 (13-22)	Wofford vs VMI (01/04/18)
Free throws made	29	Wofford vs The Citadel (01/06/18)
	29	Chattanooga vs UNCG (01/29/18)
	28	ETSU vs Fort Wayne (11/25/17)
	27	VMI at NC State (11/10/17)
	27	ETSU at The Citadel (01/29/18)
Free throw attempts	38	Chattanooga vs UNCG (01/29/18)
	37	Samford vs Thomas University (12/15/17)
	37	Wofford vs The Citadel (01/06/18)
	35	VMI at NC State (11/10/17)
	35	Western Carolina at The Citadel (12/30/17)
Free throw percentage	1.000 (7-7)	Wofford vs VMI (01/04/18)

	1.000	(6-6)	The Citadel vs Oglethorpe (11/10/17)
	.933	(14-15)	Samford at Wofford (02/07/18)
	.923	(12-13)	VMI at VCU (12/22/17)
	.917	(11-12)	Samford at Furman (01/20/18)
Rebounds	56		Western Carolina at The Citadel (12/30/17)
	55		Chattanooga vs Samford (01/24/18)
	54		Western Carolina vs Hiwassee (11/15/17)
	52		Furman vs Montreat (12/14/17)
	51		UNCG at Liberty (12/02/17)
	51		Western Carolina vs Samford (02/03/18)
Assists	32		The Citadel vs Trinity Baptist (11/21/17)
	31		Furman vs The Citadel (01/04/18)
	28		Mercer vs Toccoa Falls (11/12/17)
	28		Samford at The Citadel (01/11/18)
	27		The Citadel vs Oglethorpe (11/10/17)
	27		Wofford vs Bob Jones (11/18/17)
	27		Furman vs Montreat (12/14/17)
	27		Samford vs The Citadel (02/10/18)
Steals	25		The Citadel vs Trinity Baptist (11/21/17)
	22		ETSU vs Hiwassee (12/10/17)
	17		The Citadel vs Oglethorpe (11/10/17)
	17		UNCG vs Ferrum (11/17/17)
	17		The Citadel vs Point University (12/16/17)
	17		The Citadel at Wofford (01/06/18)
Blocked shots	14		UNCG vs ETSU (02/12/18)
	9		ETSU at Xavier (12/16/17)
	9		Western Carolina at VMI (02/08/18)
	8		ETSU at The Citadel (01/29/18)
	7		UNCG vs N.C. Wesleyan (11/15/17)
	7		UNCG vs Delaware (11/20/17)
	7		Mercer vs Hiwassee (11/26/17)
	7		ETSU vs Northern Kentucky (12/06/17)
	7		UNCG vs UNCW (12/13/17)
	7		Wofford at North Carolina (12/20/17)
	7		ETSU vs UNCG (01/11/18)
	7		The Citadel vs Chattanooga (01/13/18)
	7		The Citadel vs Wofford (02/01/18)
Turnovers	24		VMI at Duquesne (11/14/17)
	23		VMI at UNCG (02/01/18)
	22		Western Carolina at Cincinnati (11/13/17)
	22		Samford at Clemson (12/09/17)
	22		The Citadel vs Western Carolina (12/30/17)
	22		Chattanooga vs Samford (01/24/18)
	22		Samford vs The Citadel (02/10/18)
	22		ETSU at Western Carolina (02/17/18)
Fouls	33		UNCG at Liberty (12/02/17)
	30		Western Carolina at Minnesota (11/19/17)
	29		The Citadel at Virginia Tech (11/12/17)
	28		Mercer at UCF (11/10/17)
	28		The Citadel vs Western Carolina (12/30/17)
	28		UNCG at Chattanooga (01/29/18)

2017-18 Southern Conference
Conference Individual Highs
Through games of Feb 19, 2018 (All games)

INDIVIDUAL PLAYER GAME HIGHS

Points	45		Fletcher Magee (Wofford) at Chattanooga (02/17/18)
	37		Zane Najdawi (The Citadel) vs Chattanooga (01/13/18)
	36		Francis Alonso (UNCG) at Liberty (12/02/17)
	36		Fletcher Magee (Wofford) vs Georgia Tech (12/06/17)
	34		Triston Chambers (Samford) vs VMI (01/29/18)
Field goals made	17		Fletcher Magee (Wofford) at Chattanooga (02/17/18)
	15		Zane Najdawi (The Citadel) vs Chattanooga (01/13/18)
	12		Zane Najdawi (The Citadel) vs Trinity Baptist (11/21/17)
	12		Fletcher Magee (Wofford) vs Georgia Tech (12/06/17)
	12		Justin Coleman (Samford) vs Chattanooga (12/30/17)
	12		Mike Amius (Western Carolina) at Chattanooga (01/04/18)
	12		Desonta Bradford (ETSU) vs Samford (02/01/18)
	12		Mike Amius (Western Carolina) vs Samford (02/03/18)
	12		Zane Najdawi (The Citadel) at Samford (02/10/18)
Field goal attempts	31		Francis Alonso (UNCG) at Liberty (12/02/17)
	26		Fletcher Magee (Wofford) at Chattanooga (02/17/18)
	25		Bubba Parham (VMI) at Chattanooga (01/27/18)
	23		Fletcher Magee (Wofford) at North Carolina (12/20/17)
	22		Fletcher Magee (Wofford) vs Georgia Tech (12/06/17)
	22		Desonta Bradford (ETSU) at UNCG (02/12/18)
Field goal percentage	1.000	(9-9)	Desmond Ringer (Mercer) at ETSU (01/24/18)
	.909	(10-11)	Alex Thompson (Samford) vs The Citadel (02/10/18)
	.900	(9-10)	Hayden Brown (The Citadel) at Virginia Tech (11/12/17)
	.900	(9-10)	D. Denzel-Dyson (Samford) vs Southeastern La. (11/24/17)
	.889	(8-9)	Matt Rafferty (Furman) vs UNC Asheville (12/05/17)
	.889	(8-9)	Bo Hodges (ETSU) vs Hiwassee (12/10/17)
	.889	(8-9)	Desmond Ringer (Mercer) at Chattanooga (02/10/18)
3-Pt FG made	11		Fletcher Magee (Wofford) at Chattanooga (02/17/18)
	9		Matt Frierson (The Citadel) vs Chattanooga (01/13/18)
	8		Francis Alonso (UNCG) vs Delaware (11/20/17)
	8		Fletcher Magee (Wofford) vs Georgia Tech (12/06/17)
	8		Fletcher Magee (Wofford) at Samford (01/18/18)
	8		Francis Alonso (UNCG) at Samford (01/27/18)
	8		Triston Chambers (Samford) vs VMI (01/29/18)
3-Pt FG attempts	19		Francis Alonso (UNCG) at Liberty (12/02/17)
	19		Fletcher Magee (Wofford) at Chattanooga (02/17/18)
	18		Matt Frierson (The Citadel) vs Chattanooga (01/13/18)
	16		Francis Alonso (UNCG) at Chattanooga (01/29/18)
	16		Matt Frierson (The Citadel) at Samford (02/10/18)
3-Pt percentage	1.000	(5-5)	D. Denzel-Dyson (Samford) vs Southeastern La. (11/24/17)
	1.000	(5-5)	Fletcher Magee (Wofford) at Coastal Carolina (11/29/17)
	1.000	(5-5)	Keith Smith (VMI) vs Mercer (01/18/18)
	1.000	(5-5)	Garrett Gilkeson (VMI) at Chattanooga (01/27/18)
	.889	(8-9)	Francis Alonso (UNCG) at Samford (01/27/18)
Free throws made	16		Josh Sharkey (Samford) vs UNCG (01/27/18)
	12		Bubba Parham (VMI) at NC State (11/10/17)
	11		Ria'n Holland (Mercer) at UCF (11/10/17)
	11		Jordan Strawberry (Mercer) vs UNCG (02/17/18)
	10		Desonta Bradford (ETSU) vs Fort Wayne (11/25/17)
	10		Mike Amius (Western Carolina) at Col. of Charleston (11/30/17)
	10		Trevor Stumpe (Wofford) vs The Citadel (01/06/18)
Free throw attempts	18		Josh Sharkey (Samford) vs UNCG (01/27/18)
	13		Mike Amius (Western Carolina) vs UNCG (01/13/18)
	12		Bubba Parham (VMI) at NC State (11/10/17)
	12		Desonta Bradford (ETSU) vs Fort Wayne (11/25/17)

	12	Mike Amius (Western Carolina) at Col. of Charleston (11/30/17)
	12	Trevor Stumpe (Wofford) vs The Citadel (01/06/18)
Free throw percentage	1.000 (12-12)	Bubba Parham (VMI) at NC State (11/10/17)
	1.000 (11-11)	Ria'n Holland (Mercer) at UCF (11/10/17)
	1.000 (11-11)	Jordan Strawberry (Mercer) vs UNCG (02/17/18)
	1.000 (9-9)	Matt Halvorsen (Western Carolina) at Furman (01/27/18)
	1.000 (9-9)	Nat Dixon (Chattanooga) vs UNCG (01/29/18)
	1.000 (9-9)	Matt Frierson (The Citadel) vs Furman (02/03/18)
	1.000 (9-9)	Rodney Chatman (Chattanooga) vs Mercer (02/10/18)
	1.000 (9-9)	Josh Sharkey (Samford) vs Mercer (02/12/18)
	1.000 (8-8)	Matt Halvorsen (Western Carolina) vs Appalachian State (12/04/17)
	1.000 (8-8)	Desmond Ringer (Mercer) at Furman (01/06/18)
	1.000 (8-8)	Desonta Bradford (ETSU) at The Citadel (01/29/18)
Rebounds	19	Makinde London (Chattanooga) vs Samford (01/24/18)
	18	Makinde London (Chattanooga) at Marshall (12/05/17)
	16	Matt Rafferty (Furman) vs Bob Jones (11/10/17)
	14	Matt Rafferty (Furman) vs Tennessee Tech (12/02/17)
	14	James Dickey (UNCG) at Liberty (12/02/17)
	14	Mike Amius (Western Carolina) vs Samford (02/03/18)
	14	Zane Najdawi (The Citadel) vs VMI (02/17/18)
Assists	14	Rodney Chatman (Chattanooga) at Jacksonville State (12/21/17)
	13	Justin Coleman (Samford) at The Citadel (01/11/18)
	13	Justin Coleman (Samford) vs The Citadel (02/10/18)
	12	Justin Coleman (Samford) vs Wofford (01/18/18)
	11	Demetrius Troy (UNCG) at Samford (01/27/18)
	11	Frankie Johnson (The Citadel) at Chattanooga (02/08/18)
Steals	8	Desmond Johnson (Western Carolina) at The Citadel (12/30/17)
	6	Marcus Cohen (Mercer) vs Toccoa Falls (11/12/17)
	6	Cameron Jackson (Wofford) vs Washington & Lee (11/12/17)
	5	Ria'n Holland (Mercer) vs Jackson State (11/14/17)
	5	Frankie Johnson (The Citadel) vs Trinity Baptist (11/21/17)
	5	Matt Rafferty (Furman) vs Tennessee Tech (12/02/17)
	5	Isaiah Miller (UNCG) at Liberty (12/02/17)
	5	Matt Frierson (The Citadel) vs Point University (12/16/17)
	5	Jalan McCloud (ETSU) vs Tusculum (12/28/17)
	5	Quayson Williams (The Citadel) at Wofford (01/06/18)
	5	Frankie Johnson (The Citadel) at VMI (01/20/18)
	5	Quayson Williams (The Citadel) at Samford (02/10/18)
	5	Marc Gosselin (Western Carolina) vs ETSU (02/17/18)
Blocked shots	8	James Dickey (UNCG) vs ETSU (02/12/18)
	6	Cameron Jackson (Wofford) at North Carolina (12/20/17)
	6	Zane Najdawi (The Citadel) vs Western Carolina (12/30/17)
	5	James Dickey (UNCG) vs Longwood (11/21/17)
	5	James Dickey (UNCG) vs UNCW (12/13/17)
	5	Peter Jurkin (ETSU) at Xavier (12/16/17)
Turnovers	12	Rodney Chatman (Chattanooga) vs UNCG (01/29/18)
	8	Frankie Johnson (The Citadel) vs Western Carolina (12/30/17)
	8	Josh Sharkey (Samford) vs The Citadel (02/10/18)
	8	Mike Amius (Western Carolina) vs ETSU (02/17/18)
	7	James Dickey (UNCG) vs UNCW (12/13/17)
	7	Keith Smith (VMI) at VCU (12/22/17)

2017-18 Southern Conference
CONFERENCE BASKETBALL STATISTICS
Through games of Feb 19, 2018 (Conference games only)

SCORING OFFENSE	G	W-L	Pts	Avg/G
1. The Citadel	15	4-11	1227	81.8
2. Furman	15	10-5	1200	80.0
3. Samford	16	5-11	1279	79.9
4. Wofford	15	10-5	1158	77.2
5. ETSU	15	14-1	1141	76.1
6. UNCG	15	12-3	1102	73.5
7. Mercer	15	8-7	1078	71.9
8. Chattanooga	16	3-13	1122	70.1
9. Western Carolina	15	7-8	997	66.5
10. VMI	15	3-12	916	61.1

SCORING DEFENSE	G	Pts	Avg/G
1. ETSU	15	946	63.1
2. UNCG	15	970	64.7
3. Furman	15	1035	69.0
4. Mercer	15	1039	69.3
5. Western Carolina	15	1070	71.3
6. Wofford	15	1072	71.5
7. VMI	15	1132	75.5
8. Chattanooga	16	1254	78.4
9. Samford	16	1362	85.1
10. The Citadel	15	1340	89.3

SCORING MARGIN	G	Offense	Defense	Margin
1. ETSU	15	76.1	63.1	+13.0
2. Furman	15	80.0	69.0	+11.0
3. UNCG	15	73.5	64.7	+8.8
4. Wofford	15	77.2	71.5	+5.7
5. Mercer	15	71.9	69.3	+2.6
6. Western Carolina	15	66.5	71.3	-4.9
7. Samford	16	79.9	85.1	-5.2
8. The Citadel	15	81.8	89.3	-7.5
9. Chattanooga	16	70.1	78.4	-8.2
10. VMI	15	61.1	75.5	-14.4

FREE THROW PCT	G	FTM	FTA	Pct.
1. Samford	16	247	302	.818
2. Wofford	15	196	252	.778
3. Mercer	15	213	282	.755
4. ETSU	15	197	266	.741
5. VMI	15	157	214	.734
6. UNCG	15	184	252	.730
7. Chattanooga	16	227	313	.725
8. The Citadel	15	260	364	.714
9. Western Carolina	15	210	295	.712
10. Furman	15	166	247	.672

FIELD GOAL PERCENTAGE	G	FGM	FGA	Pct.
1. ETSU	15	412	840	.490
2. Furman	15	436	904	.482
3. Samford	16	442	919	.481
4. Wofford	15	400	852	.469
5. Mercer	15	377	810	.465
6. UNCG	15	389	872	.446
7. Chattanooga	16	383	876	.437
8. The Citadel	15	395	945	.418
9. Western Carolina	15	346	840	.412
10. VMI	15	323	854	.378

FIELD GOAL PCT DEFENSE	G	FGM	FGA	Pct.
1. ETSU	15	330	859	.384
2. UNCG	15	319	774	.412
3. Mercer	15	346	802	.431
4. Furman	15	362	835	.434
5. Western Carolina	15	366	840	.436
6. Wofford	15	370	837	.442
7. VMI	15	390	872	.447
8. The Citadel	15	465	962	.483
9. Samford	16	497	1008	.493
10. Chattanooga	16	458	923	.496

3-POINT FG PCT	G	3FGM	3FGA	Pct.
1. Wofford	15	162	398	.407
2. ETSU	15	120	307	.391
3. Samford	16	148	386	.383
4. Furman	15	162	446	.363
5. UNCG	15	140	388	.361
6. Mercer	15	111	323	.344
7. Chattanooga	16	129	379	.340
8. The Citadel	15	177	523	.338
9. VMI	15	113	356	.317
10. Western Carolina	15	95	302	.315

3-POINT FG PCT DEFENSE	G	3FGM	3FGA	Pct.
1. ETSU	15	99	320	.309
2. Western Carolina	15	134	409	.328
3. Furman	15	112	334	.335
4. VMI	15	135	386	.350
5. Wofford	15	134	383	.350
6. UNCG	15	112	315	.356
7. Mercer	15	147	403	.365
8. Chattanooga	16	138	362	.381
9. The Citadel	15	164	429	.382
10. Samford	16	182	467	.390

REBOUNDING OFFENSE	G	Rebounds	Avg/G
1. ETSU	15	573	38.2
2. UNCG	15	554	36.9
3. The Citadel	15	544	36.3
4. Mercer	15	530	35.3
5. Wofford	15	525	35.0
6. Western Carolina	15	521	34.7
7. Furman	15	505	33.7
8. VMI	15	488	32.5
9. Chattanooga	16	492	30.8
10. Samford	16	471	29.4

REBOUNDING DEFENSE	G	Rebounds	Avg/G
1. Mercer	15	427	28.5
2. UNCG	15	450	30.0
3. ETSU	15	464	30.9
4. Wofford	15	476	31.7
5. Chattanooga	16	544	34.0
6. Furman	15	510	34.0
7. Western Carolina	15	535	35.7
8. Samford	16	587	36.7
9. VMI	15	596	39.7
10. The Citadel	15	614	40.9

2017-18 Southern Conference
CONFERENCE BASKETBALL STATISTICS
Through games of Feb 19, 2018 (Conference games only)

REBOUNDING MARGIN	G	Team	Avg.	Opp.	Avg.	Margin
1.	ETSU	15	573	38.2	464	30.9 +7.3
2.	UNCG	15	554	36.9	450	30.0 +6.9
3.	Mercer	15	530	35.3	427	28.5 +6.9
4.	Wofford	15	525	35.0	476	31.7 +3.3
5.	Furman	15	505	33.7	510	34.0 -0.3
6.	Western Carolina	15	521	34.7	535	35.7 -0.9
7.	Chattanooga	16	492	30.8	544	34.0 -3.2
8.	The Citadel	15	544	36.3	614	40.9 -4.7
9.	VMI	15	488	32.5	596	39.7 -7.2
10.	Samford	16	471	29.4	587	36.7 -7.2

BLOCKED SHOTS	G	No.	Avg/G
1.	UNCG	15	64 4.3
2.	ETSU	15	62 4.1
3.	The Citadel	15	53 3.5
4.	Western Carolina	15	46 3.1
5.	VMI	15	43 2.9
6.	Wofford	15	41 2.7
7.	Samford	16	41 2.6
8.	Chattanooga	16	39 2.4
9.	Mercer	15	27 1.8
	Furman	15	27 1.8

ASSISTS	G	No.	Avg/G
1.	Furman	15	256 17.1
2.	Samford	16	273 17.1
3.	The Citadel	15	242 16.1
4.	ETSU	15	233 15.5
5.	Wofford	15	231 15.4
6.	UNCG	15	218 14.5
7.	Mercer	15	196 13.1
8.	Chattanooga	16	201 12.6
9.	Western Carolina	15	183 12.2
10.	VMI	15	160 10.7

STEALS	G	No.	Avg/G
1.	The Citadel	15	131 8.7
2.	Western Carolina	15	121 8.1
3.	Furman	15	115 7.7
4.	Samford	16	122 7.6
5.	VMI	15	106 7.1
6.	ETSU	15	102 6.8
7.	UNCG	15	101 6.7
8.	Wofford	15	95 6.3
9.	Mercer	15	80 5.3
10.	Chattanooga	16	84 5.3

TURNOVER MARGIN	G	Team	Avg.	Opp.	Avg.	Margin
1.	Furman	15	154	10.3	211	14.1 +3.8
2.	Samford	16	216	13.5	226	14.1 +0.6
3.	The Citadel	15	224	14.9	233	15.5 +0.6
4.	UNCG	15	206	13.7	213	14.2 +0.5
5.	Western Carolina	15	236	15.7	230	15.3 -0.4
6.	Chattanooga	16	215	13.4	207	12.9 -0.5
7.	Wofford	15	194	12.9	185	12.3 -0.6
8.	ETSU	15	209	13.9	197	13.1 -0.8
9.	VMI	15	223	14.9	200	13.3 -1.5
10.	Mercer	15	189	12.6	164	10.9 -1.7

ASSIST/TURNOVER RATIO	G	Ast.	Avg.	T/O	Avg.	Ratio
1.	Furman	15	256	17.1	154	10.3 1.7
2.	Samford	16	273	17.1	216	13.5 1.3
3.	Wofford	15	231	15.4	194	12.9 1.2
4.	ETSU	15	233	15.5	209	13.9 1.1
5.	The Citadel	15	242	16.1	224	14.9 1.1
6.	UNCG	15	218	14.5	206	13.7 1.1
7.	Mercer	15	196	13.1	189	12.6 1.0
8.	Chattanooga	16	201	12.6	215	13.4 0.9
9.	Western Carolina	15	183	12.2	236	15.7 0.8
10.	VMI	15	160	10.7	223	14.9 0.7

OFFENSIVE REBOUNDS	G	No.	Avg/G
1.	UNCG	15	173 11.5
2.	Western Carolina	15	171 11.4
3.	The Citadel	15	167 11.1
4.	Mercer	15	159 10.6
5.	ETSU	15	152 10.1
6.	Wofford	15	142 9.5
7.	Chattanooga	16	148 9.3
8.	VMI	15	132 8.8
	Furman	15	132 8.8
10.	Samford	16	109 6.8

DEFENSIVE REBOUNDS	G	No.	Avg/G
1.	ETSU	15	421 28.1
2.	Wofford	15	383 25.5
3.	UNCG	15	381 25.4
4.	The Citadel	15	377 25.1
5.	Furman	15	373 24.9
6.	Mercer	15	371 24.7
7.	VMI	15	356 23.7
8.	Western Carolina	15	350 23.3
9.	Samford	16	362 22.6
10.	Chattanooga	16	344 21.5

DEFENSIVE REB PCT.	G	D-Reb	Opp. OR	D-Reb%
1.	UNCG	15	381	117 .765
2.	Mercer	15	371	118 .759
3.	Wofford	15	383	129 .748
4.	Furman	15	373	129 .743
5.	ETSU	15	421	157 .728
6.	Chattanooga	16	344	149 .698
7.	VMI	15	356	161 .689
8.	The Citadel	15	377	173 .685
9.	Western Carolina	15	350	165 .680
10.	Samford	16	362	187 .659

OFFENSIVE REB PCT.	G	O-Reb	Opp. DR	O-Reb%
1.	UNCG	15	173	333 .342
2.	Mercer	15	159	309 .340
3.	ETSU	15	152	307 .331
4.	Western Carolina	15	171	370 .316
5.	Wofford	15	142	347 .290
6.	The Citadel	15	167	441 .275
7.	Chattanooga	16	148	395 .273
8.	Furman	15	132	381 .257
9.	VMI	15	132	435 .233
10.	Samford	16	109	400 .214

2017-18 Southern Conference
CONFERENCE BASKETBALL STATISTICS
Through games of Feb 19, 2018 (Conference games only)

3-POINT FG MADE	G	No.	Avg/G
1. The Citadel	15	177	11.8
2. Wofford	15	162	10.8
Furman	15	162	10.8
4. UNCG	15	140	9.3
5. Samford	16	148	9.3
6. Chattanooga	16	129	8.1
7. ETSU	15	120	8.0
8. VMI	15	113	7.5
9. Mercer	15	111	7.4
10. Western Carolina	15	95	6.3

2017-18 Southern Conference
CONFERENCE BASKETBALL STATISTICS
Through games of Feb 19, 2018 (Conference games only)

Team	Conference	Pct.	PF	PA	Overall	Pct.	PF	PA	Current unbeaten streak
ETSU	14-1	.933	76.1	63.1	14-1	.933	76.1	63.1	Mercer -- 5
UNCG	12-3	.800	73.5	64.7	12-3	.800	73.5	64.7	Furman -- 3
Furman	10-5	.667	80.0	69.0	10-5	.667	80.0	69.0	Wofford -- 2
Wofford	10-5	.667	77.2	71.5	10-5	.667	77.2	71.5	ETSU -- 1
Mercer	8-7	.533	71.9	69.3	8-7	.533	71.9	69.3	VMI -- 1
Western Carolina	7-8	.467	66.5	71.3	7-8	.467	66.5	71.3	
Samford	5-11	.312	79.9	85.1	5-11	.312	79.9	85.1	
The Citadel	4-11	.267	81.8	89.3	4-11	.267	81.8	89.3	
VMI	3-12	.200	61.1	75.5	3-12	.200	61.1	75.5	
Chattanooga	3-13	.188	70.1	78.4	3-13	.188	70.1	78.4	

TEAM SUMMARIES	G	PF-PA	Avg score	Margin	FG-FGA	Pct.	3FG-FGA	Pct.	FT-FTA	Pct.	RebF	RebA	Margin
Chattanooga	16	1122-1254	70.1-78.4	-8.2	383-876	.437	129-379	.340	227-313	.725	492	544	-3.2
ETSU	15	1141-946	76.1-63.1	+13.0	412-840	.490	120-307	.391	197-266	.741	573	464	+7.3
Furman	15	1200-1035	80.0-69.0	+11.0	436-904	.482	162-446	.363	166-247	.672	505	510	-0.3
Mercer	15	1078-1039	71.9-69.3	+2.6	377-810	.465	111-323	.344	213-282	.755	530	427	+6.9
Samford	16	1279-1362	79.9-85.1	-5.2	442-919	.481	148-386	.383	247-302	.818	471	587	-7.2
The Citadel	15	1227-1340	81.8-89.3	-7.5	395-945	.418	177-523	.338	260-364	.714	544	614	-4.7
UNCG	15	1102-970	73.5-64.7	+8.8	389-872	.446	140-388	.361	184-252	.730	554	450	+6.9
VMI	15	916-1132	61.1-75.5	-14.4	323-854	.378	113-356	.317	157-214	.734	488	596	-7.2
Western Carolina	15	997-1070	66.5-71.3	-4.9	346-840	.412	95-302	.315	210-295	.712	521	535	-0.9
Wofford	15	1158-1072	77.2-71.5	+5.7	400-852	.469	162-398	.407	196-252	.778	525	476	+3.3

ATTENDANCE	Home	Average	Away	Average	Neutral	Average	Total	Average
Chattanooga	9-32133	3570	7-16868	2410	0-0	0	16-49001	3063
ETSU	6-30606	5101	9-23293	2588	0-0	0	15-53899	3593
Furman	8-14963	1870	7-14857	2122	0-0	0	15-29820	1988
Mercer	8-24684	3086	7-17186	2455	0-0	0	15-41870	2791
Samford	9-11796	1311	7-17655	2522	0-0	0	16-29451	1841
The Citadel	8-7537	942	7-18147	2592	0-0	0	15-25684	1712
UNCG	7-19767	2824	8-15916	1990	0-0	0	15-35683	2379
VMI	7-10847	1550	8-21788	2724	0-0	0	15-32635	2176
Western Carolina	7-9574	1368	8-17312	2164	0-0	0	15-26886	1792
Wofford	7-18014	2573	8-16899	2112	0-0	0	15-34913	2328
Totals	76-179921	2367	76-179921	2367	0-0	0	152-359842	2367

2017-18 Southern Conference
INDIVIDUAL BASKETBALL STATISTICS
Through games of Feb 19, 2018 (Conference games only)

To be ranked, a player must appear in at least 75.0% of their team's games.

SCORING							REBOUNDING							
	Cl	G	FG	3FG	FT	Pts	Avg/G		Cl	G	Off	Def	Total	Avg/G
1. Fletcher Magee-WOF	Jr	15	111	66	41	329	21.9	1. James Dickey-UNCG	So	15	43	77	120	8.0
2. Zane Najdawi-CIT	Jr	15	106	27	61	300	20.0	2. Stephon Jelks-MER	Sr	15	29	84	113	7.5
3. Bubba Parham-VMI	Fr	15	90	34	47	261	17.4	3. Matt Rafferty-FUR	Jr	15	37	68	105	7.0
4. Desonta Bradford-ETSU	Sr	15	89	21	46	245	16.3	Marc Gosselin-WCU	Jr	15	30	75	105	7.0
5. Matt Frierson-CIT	Jr	15	66	62	48	242	16.1	5. Desmond Ringer-MER	Sr	15	41	63	104	6.9
6. Nat Dixon-UTC	Jr	14	74	34	43	225	16.1	6. Mike Amius-WCU	Jr	15	31	63	94	6.3
7. Francis Alonso-UNCG	Jr	15	71	46	36	224	14.9	7. Joshua Phillips-UTC	Sr	16	38	62	100	6.3
8. Rodney Chatman-UTC	So	15	74	25	49	222	14.8	8. Eric Adams-SAM	Sr	16	33	66	99	6.2
9. Justin Coleman-SAM	Jr	16	76	30	53	235	14.7	9. Kaelon Harris-CIT	So	14	29	57	86	6.1
D. Denzel-Dyson-SAM	Sr	16	79	40	37	235	14.7	10. Makinde London-UTC	Jr	13	19	60	79	6.1
11. Mike Amius-WCU	Jr	15	83	0	53	219	14.6	11. Zane Najdawi-CIT	Jr	15	17	73	90	6.0
12. Devin Sibley-FUR	Sr	14	76	20	24	196	14.0	12. Marvin Smith-UNCG	Sr	15	26	62	88	5.9
13. Makinde London-UTC	Jr	13	60	16	45	181	13.9	13. Mladen Armus-ETSU	Fr	15	42	45	87	5.8
14. Trevor Stumpe-WOF	So	15	69	31	33	202	13.5	14. Desonta Bradford-ETSU	Sr	15	9	75	84	5.6
15. Marvin Smith-UNCG	Sr	15	56	33	51	196	13.1	15. Austin Vereen-VMI	Jr	15	19	63	82	5.5
16. Jalan McCloud-ETSU	Sr	14	61	22	27	171	12.2	16. Devin Sibley-FUR	Sr	14	6	64	70	5.0
17. Alex Thompson-SAM	Sr	14	63	17	26	169	12.1	Cameron Jackson-WOF	Jr	13	24	41	65	5.0
18. Ross Cummings-MER	So	13	49	36	18	152	11.7	18. Peter Jurkin-ETSU	Sr	15	22	52	74	4.9
19. Eric Adams-SAM	Sr	16	74	0	38	186	11.6	19. D. Denzel-Dyson-SAM	Sr	16	15	63	78	4.9
20. Triston Chambers-SAM	So	16	58	42	26	184	11.5	20. Tyler Creammer-VMI	So	15	26	47	73	4.9
21. John Davis-FUR	Sr	15	64	22	22	172	11.5							
Matt Rafferty-FUR	Jr	15	70	5	27	172	11.5							
23. Austin Vereen-VMI	Jr	15	52	33	31	168	11.2							
Daniel Fowler-FUR	Sr	15	60	25	23	168	11.2							
25. Jordan Strawberry-MER	Sr	15	50	15	52	167	11.1							
26. Desmond Ringer-MER	Sr	15	62	1	37	162	10.8							
27. Demetre Rivers-MER	Sr	15	56	17	31	160	10.7							
28. Makale Foreman-UTC	So	16	57	37	18	169	10.6							
29. Nathan Hoover-WOF	So	15	53	27	22	155	10.3							
30. Deriece Parks-WCU	Sr	15	52	30	20	154	10.3							

FIELD GOAL PCT						ASSISTS				
	Cl	G	FGM	FGA	Pct.		Cl	G	No.	Avg/G
1. Zane Najdawi-CIT	Jr	15	106	185	.573	1. Justin Coleman-SAM	Jr	16	113	7.1
2. Mike Amius-WCU	Jr	15	83	149	.557	2. Josh Sharkey-SAM	So	16	97	6.1
3. Desonta Bradford-ETSU	Sr	15	89	176	.506	3. Frankie Johnson-CIT	So	15	84	5.6
4. Fletcher Magee-WOF	Jr	15	111	239	.464	4. Rodney Chatman-UTC	So	15	78	5.2
5. Devin Sibley-FUR	Sr	14	76	169	.450	5. Demetrius Troy-UNCG	Jr	15	72	4.8
6. Nat Dixon-UTC	Jr	14	74	174	.425	6. Jordan Strawberry-MER	Sr	15	71	4.7
7. Bubba Parham-VMI	Fr	15	90	212	.425	7. Desonta Bradford-ETSU	Sr	15	59	3.9
						8. Storm Murphy-WOF	Fr	15	58	3.9
						9. Daniel Fowler-FUR	Sr	15	52	3.5
						10. Jalan McCloud-ETSU	Sr	14	46	3.3
						11. Jermaine Long-ETSU	Sr	15	49	3.3
						12. Deriece Parks-WCU	Sr	15	43	2.9
						13. Marcus Cohen-MER	Fr	15	42	2.8
						14. John Davis-FUR	Sr	15	41	2.7
						Matt Rafferty-FUR	Jr	15	41	2.7
						Bubba Parham-VMI	Fr	15	41	2.7

2017-18 Southern Conference
INDIVIDUAL BASKETBALL STATISTICS
Through games of Feb 19, 2018 (Conference games only)

FREE THROW PCT					
	Cl	G	FTM	FTA	Pct.
1. Jordan Strawberry-MER	Sr	15	52	56	.929
2. Matt Halvorsen-WCU	Fr	15	43	47	.915
3. Matt Frierson-CIT	Jr	15	48	54	.889
4. Fletcher Magee-WOF	Jr	15	41	47	.872
5. Desonta Bradford-ETSU	Sr	15	46	53	.868
6. Justin Coleman-SAM	Jr	16	53	62	.855
7. Rodney Chatman-UTC	So	15	49	59	.831
8. Makinde London-UTC	Jr	13	45	56	.804
9. Josh Sharkey-SAM	So	16	51	65	.785
10. Bubba Parham-VMI	Fr	15	47	64	.734
11. Marvin Smith-UNCG	Sr	15	51	70	.729
12. Zane Najdawi-CIT	Jr	15	61	84	.726
13. Nat Dixon-UTC	Jr	14	43	60	.717
14. Kaelon Harris-CIT	So	14	38	58	.655
15. Mike Amius-WCU	Jr	15	53	84	.631

STEALS				
	Cl	G	No.	Avg/G
1. Frankie Johnson-CIT	So	15	29	1.9
Desonta Bradford-ETSU	Sr	15	29	1.9
3. Josh Sharkey-SAM	So	16	28	1.8
4. Desmond Johnson-WCU	Fr	15	26	1.7
5. Deriece Parks-WCU	Sr	15	25	1.7
6. Cameron Jackson-WOF	Jr	13	21	1.6
7. Daniel Fowler-FUR	Sr	15	23	1.5
8. Isaiah Miller-UNCG	Fr	15	22	1.5
Demetrius Troy-UNCG	Jr	15	22	1.5
Quayson Williams-CIT	Jr	15	22	1.5
11. Rodney Chatman-UTC	So	15	21	1.4
John Davis-FUR	Sr	15	21	1.4
13. Kaelon Harris-CIT	So	14	18	1.3
14. Matt Rafferty-FUR	Jr	15	19	1.3
Marc Gosselin-WCU	Jr	15	19	1.3

3-POINT FG PCT					
	Cl	G	3FG	FGA	Pct.
1. Jalan McCloud-ETSU	Sr	14	22	42	.524
2. Zane Najdawi-CIT	Jr	15	27	57	.474
3. Triston Chambers-SAM	So	16	42	89	.472
4. Andrew Brown-FUR	Jr	14	30	64	.469
5. Trevor Stumpe-WOF	So	15	31	67	.463
6. Ross Cummings-MER	So	13	36	79	.456
7. Devontavius Payne-ETSU	Sr	15	36	83	.434
8. D. Denzel-Dyson-SAM	Sr	16	40	97	.412
9. Fletcher Magee-WOF	Jr	15	66	162	.407
10. Daniel Fowler-FUR	Sr	15	25	63	.397
11. Nathan Hoover-WOF	So	15	27	69	.391
12. Francis Alonso-UNCG	Jr	15	46	119	.387
13. Quayson Williams-CIT	Jr	15	26	68	.382
14. Justin Coleman-SAM	Jr	16	30	79	.380
15. Nat Dixon-UTC	Jr	14	34	90	.378

3-POINT FG MADE				
	Cl	G	3FG	Avg/G
1. Fletcher Magee-WOF	Jr	15	66	4.4
2. Matt Frierson-CIT	Jr	15	62	4.1
3. Francis Alonso-UNCG	Jr	15	46	3.1
4. Ross Cummings-MER	So	13	36	2.8
5. Triston Chambers-SAM	So	16	42	2.6
6. D. Denzel-Dyson-SAM	Sr	16	40	2.5
7. Nat Dixon-UTC	Jr	14	34	2.4
8. Devontavius Payne-ETSU	Sr	15	36	2.4
9. Makale Foreman-UTC	So	16	37	2.3
10. Bubba Parham-VMI	Fr	15	34	2.3
11. Marvin Smith-UNCG	Sr	15	33	2.2
Austin Vereen-VMI	Jr	15	33	2.2
13. Andrew Brown-FUR	Jr	14	30	2.1
14. Jordan Lyons-FUR	So	15	32	2.1
15. Trevor Stumpe-WOF	So	15	31	2.1

BLOCKED SHOTS				
	Cl	G	No.	Avg/G
1. James Dickey-UNCG	So	15	33	2.2
2. Zane Najdawi-CIT	Jr	15	32	2.1
3. Fred Iruafemi-VMI	Sr	15	24	1.6
4. Eric Adams-SAM	Sr	16	24	1.5
5. Cameron Jackson-WOF	Jr	13	18	1.4
6. Peter Jurkin-ETSU	Sr	15	18	1.2
7. Mike Amius-WCU	Jr	15	14	0.9
8. Makinde London-UTC	Jr	13	10	0.8
9. Rodney Chatman-UTC	So	15	11	0.7
10. Matt Rafferty-FUR	Jr	15	10	0.7
Desonta Bradford-ETSU	Sr	15	10	0.7
Kyrin Galloway-UNCG	So	15	10	0.7
13. Bo Hodges-ETSU	Fr	14	9	0.6
14. Marc Gosselin-WCU	Jr	15	9	0.6
Marvin Smith-UNCG	Sr	15	9	0.6

ASSIST/TURNOVER RATIO					
	Cl	G	Ast.	T/O	Ratio
1. Jordan Strawberry-MER	Sr	15	71	24	3.0
2. Daniel Fowler-FUR	Sr	15	52	19	2.7
3. Justin Coleman-SAM	Jr	16	113	45	2.5
4. Demetrius Troy-UNCG	Jr	15	72	31	2.3
5. Frankie Johnson-CIT	So	15	84	38	2.2
6. Storm Murphy-WOF	Fr	15	58	27	2.1
7. Josh Sharkey-SAM	So	16	97	48	2.0
8. Jermaine Long-ETSU	Sr	15	49	27	1.8
9. Desonta Bradford-ETSU	Sr	15	59	35	1.7
10. Rodney Chatman-UTC	So	15	78	52	1.5
11. Jalan McCloud-ETSU	Sr	14	46	35	1.3

2017-18 Southern Conference
INDIVIDUAL BASKETBALL STATISTICS
Through games of Feb 19, 2018 (Conference games only)

OFFENSIVE REBOUNDS	Cl	G	No.	Avg/G
1. James Dickey-UNCG	So	15	43	2.9
2. Mladen Armus-ETSU	Fr	15	42	2.8
3. Desmond Ringer-MER	Sr	15	41	2.7
4. Matt Rafferty-FUR	Jr	15	37	2.5
5. Joshua Phillips-UTC	Sr	16	38	2.4
6. Kaelon Harris-CIT	So	14	29	2.1
7. Mike Amius-WCU	Jr	15	31	2.1
8. Eric Adams-SAM	Sr	16	33	2.1
9. Marc Gosselin-WCU	Jr	15	30	2.0
10. Stephon Jelks-MER	Sr	15	29	1.9
11. Cameron Jackson-WOF	Jr	13	24	1.8
12. Isaiah Miller-UNCG	Fr	15	26	1.7
Marvin Smith-UNCG	Sr	15	26	1.7
Tyler Creammer-VMI	So	15	26	1.7
15. Trevor Stumpe-WOF	So	15	25	1.7

DEFENSIVE REBOUNDS	Cl	G	No.	Avg/G
1. Stephon Jelks-MER	Sr	15	84	5.6
2. James Dickey-UNCG	So	15	77	5.1
3. Marc Gosselin-WCU	Jr	15	75	5.0
Desonta Bradford-ETSU	Sr	15	75	5.0
5. Zane Najdawi-CIT	Jr	15	73	4.9
6. Makinde London-UTC	Jr	13	60	4.6
7. Devin Sibley-FUR	Sr	14	64	4.6
8. Matt Rafferty-FUR	Jr	15	68	4.5
9. Mike Amius-WCU	Jr	15	63	4.2
Desmond Ringer-MER	Sr	15	63	4.2
Austin Vereen-VMI	Jr	15	63	4.2
12. Marvin Smith-UNCG	Sr	15	62	4.1
13. Eric Adams-SAM	Sr	16	66	4.1
14. Kaelon Harris-CIT	So	14	57	4.1
15. Rodney Chatman-UTC	So	15	61	4.1

MINUTES PLAYED	Cl	G	No.	Avg/G
1. Nat Dixon-UTC	Jr	14	543	38.8
2. Makale Foreman-UTC	So	16	605	37.8
3. Rodney Chatman-UTC	So	15	547	36.5
4. Justin Coleman-SAM	Jr	16	545	34.1
5. Desonta Bradford-ETSU	Sr	15	504	33.6
6. Deriece Parks-WCU	Sr	15	501	33.4
7. Fletcher Magee-WOF	Jr	15	500	33.3
8. Bubba Parham-VMI	Fr	15	494	32.9
9. Austin Vereen-VMI	Jr	15	488	32.5
10. D. Denzel-Dyson-SAM	Sr	16	497	31.1

2017-18 Southern Conference
Conference Team Highs
Through games of Feb 19, 2018 (Conference games only)

TEAM HIGHS (highest totals made by)

Points	116	Samford vs The Citadel (02/10/18)
	110	The Citadel vs Chattanooga (01/13/18)
	109	Wofford vs The Citadel (01/06/18)
	107	Furman vs The Citadel (01/04/18)
	107	Samford at The Citadel (01/11/18)
Margin	41 (89-48)	ETSU vs VMI (01/13/18)
	40 (107-67)	Furman vs The Citadel (01/04/18)
	39 (92-53)	Wofford vs VMI (01/04/18)
	34 (100-66)	Furman vs Western Carolina (01/27/18)
	31 (81-50)	Mercer vs Samford (01/13/18)
Field goals made	40	Samford vs The Citadel (02/10/18)
	40	Furman at Samford (02/17/18)
	39	Furman vs The Citadel (01/04/18)
	39	Samford at The Citadel (01/11/18)
	38	ETSU vs Samford (02/01/18)
Field goal attempts	79	Chattanooga at The Citadel (01/13/18)
	76	Western Carolina at The Citadel (12/30/17)
	76	VMI at Samford (01/29/18)
	76	UNCG at Chattanooga (01/29/18)
	75	The Citadel at Wofford (01/06/18)
Field goal percentage	.678 (40-59)	Samford vs The Citadel (02/10/18)
	.651 (28-43)	Mercer at Chattanooga (02/10/18)
	.642 (34-53)	UNCG at Samford (01/27/18)
	.619 (39-63)	Samford at The Citadel (01/11/18)
	.617 (29-47)	Samford vs Chattanooga (12/30/17)
3-Pt FG made	18	Samford at The Citadel (01/11/18)
	18	The Citadel at Samford (02/10/18)
	17	Furman vs The Citadel (01/04/18)
	17	Chattanooga at The Citadel (01/13/18)
	16	Furman at VMI (12/30/17)
	16	UNCG at Samford (01/27/18)
	16	Samford vs The Citadel (02/10/18)
3-Pt FG attempts	44	The Citadel vs Western Carolina (12/30/17)
	44	The Citadel at Samford (02/10/18)
	42	The Citadel vs Samford (01/11/18)
	40	Furman vs The Citadel (01/04/18)
	40	The Citadel at Wofford (01/06/18)
3-Pt percentage	.762 (16-21)	UNCG at Samford (01/27/18)
	.647 (11-17)	Mercer at Chattanooga (02/10/18)
	.640 (16-25)	Samford vs The Citadel (02/10/18)
	.591 (13-22)	Wofford vs VMI (01/04/18)
	.563 (18-32)	Samford at The Citadel (01/11/18)
Free throws made	.563 (9-16)	ETSU vs Chattanooga (02/03/18)
	29	Wofford vs The Citadel (01/06/18)
	29	Chattanooga vs UNCG (01/29/18)
	27	ETSU at The Citadel (01/29/18)
	25	Samford vs UNCG (01/27/18)
Free throw attempts	25	Samford vs VMI (01/29/18)
	25	The Citadel at Chattanooga (02/08/18)
	38	Chattanooga vs UNCG (01/29/18)
	37	Wofford vs The Citadel (01/06/18)
	35	Western Carolina at The Citadel (12/30/17)
	33	The Citadel vs Western Carolina (12/30/17)

	33		The Citadel at Wofford (01/06/18)
	33		ETSU at The Citadel (01/29/18)
Free throw percentage	1.000	(7-7)	Wofford vs VMI (01/04/18)
	.933	(14-15)	Samford at Wofford (02/07/18)
	.917	(11-12)	Samford at Furman (01/20/18)
	.900	(18-20)	ETSU at VMI (02/10/18)
	.900	(9-10)	ETSU at Western Carolina (02/17/18)
Rebounds	56		Western Carolina at The Citadel (12/30/17)
	55		Chattanooga vs Samford (01/24/18)
	51		Western Carolina vs Samford (02/03/18)
	50		The Citadel vs Western Carolina (12/30/17)
	50		Mercer at VMI (01/18/18)
Assists	31		Furman vs The Citadel (01/04/18)
	28		Samford at The Citadel (01/11/18)
	27		Samford vs The Citadel (02/10/18)
	25		UNCG at Samford (01/27/18)
	24		ETSU at Samford (01/04/18)
	24		The Citadel vs Samford (01/11/18)
	24		The Citadel vs Chattanooga (01/13/18)
	24		Furman at Samford (02/17/18)
Steals	17		The Citadel at Wofford (01/06/18)
	13		Samford vs The Citadel (02/10/18)
	13		The Citadel at Samford (02/10/18)
	12		Western Carolina at The Citadel (12/30/17)
	12		Western Carolina at Chattanooga (01/04/18)
	12		Mercer at Western Carolina (01/10/18)
	12		VMI at Samford (01/29/18)
	12		VMI vs Western Carolina (02/08/18)
	12		Western Carolina vs ETSU (02/17/18)
Blocked shots	14		UNCG vs ETSU (02/12/18)
	9		Western Carolina at VMI (02/08/18)
	8		ETSU at The Citadel (01/29/18)
	7		ETSU vs UNCG (01/11/18)
	7		The Citadel vs Chattanooga (01/13/18)
	7		The Citadel vs Wofford (02/01/18)
Turnovers	23		VMI at UNCG (02/01/18)
	22		The Citadel vs Western Carolina (12/30/17)
	22		Chattanooga vs Samford (01/24/18)
	22		Samford vs The Citadel (02/10/18)
	22		ETSU at Western Carolina (02/17/18)
Fouls	28		The Citadel vs Western Carolina (12/30/17)
	28		UNCG at Chattanooga (01/29/18)
	26		Western Carolina at The Citadel (12/30/17)
	26		The Citadel at Wofford (01/06/18)
	26		Mercer at UNCG (01/20/18)

2017-18 Southern Conference
Conference Individual Highs
Through games of Feb 19, 2018 (Conference games only)

INDIVIDUAL PLAYER GAME HIGHS

Points	45	Fletcher Magee (Wofford) at Chattanooga (02/17/18)
	37	Zane Najdawi (The Citadel) vs Chattanooga (01/13/18)
	34	Triston Chambers (Samford) vs VMI (01/29/18)
	33	Zane Najdawi (The Citadel) at Samford (02/10/18)
	31	Matt Frierson (The Citadel) vs Chattanooga (01/13/18)
	31	Fletcher Magee (Wofford) at Samford (01/18/18)
Field goals made	31	Desonta Bradford (ETSU) vs Samford (02/01/18)
	17	Fletcher Magee (Wofford) at Chattanooga (02/17/18)
	15	Zane Najdawi (The Citadel) vs Chattanooga (01/13/18)
	12	Justin Coleman (Samford) vs Chattanooga (12/30/17)
	12	Mike Amius (Western Carolina) at Chattanooga (01/04/18)
	12	Desonta Bradford (ETSU) vs Samford (02/01/18)
Field goal attempts	12	Mike Amius (Western Carolina) vs Samford (02/03/18)
	12	Zane Najdawi (The Citadel) at Samford (02/10/18)
	26	Fletcher Magee (Wofford) at Chattanooga (02/17/18)
	25	Bubba Parham (VMI) at Chattanooga (01/27/18)
	22	Desonta Bradford (ETSU) at UNCG (02/12/18)
	21	Francis Alonso (UNCG) at Chattanooga (01/29/18)
Field goal percentage	21	Bubba Parham (VMI) vs Western Carolina (02/08/18)
	21	Zane Najdawi (The Citadel) at Samford (02/10/18)
	1.000 (9-9)	Desmond Ringer (Mercer) at ETSU (01/24/18)
	.909 (10-11)	Alex Thompson (Samford) vs The Citadel (02/10/18)
	.889 (8-9)	Desmond Ringer (Mercer) at Chattanooga (02/10/18)
	.882 (15-17)	Zane Najdawi (The Citadel) vs Chattanooga (01/13/18)
3-Pt FG made	.857 (12-14)	Mike Amius (Western Carolina) vs Samford (02/03/18)
	11	Fletcher Magee (Wofford) at Chattanooga (02/17/18)
	9	Matt Frierson (The Citadel) vs Chattanooga (01/13/18)
	8	Fletcher Magee (Wofford) at Samford (01/18/18)
	8	Francis Alonso (UNCG) at Samford (01/27/18)
	8	Triston Chambers (Samford) vs VMI (01/29/18)
3-Pt FG attempts	19	Fletcher Magee (Wofford) at Chattanooga (02/17/18)
	18	Matt Frierson (The Citadel) vs Chattanooga (01/13/18)
	16	Francis Alonso (UNCG) at Chattanooga (01/29/18)
	16	Matt Frierson (The Citadel) at Samford (02/10/18)
	15	Fletcher Magee (Wofford) at Samford (01/18/18)
	15	Matt Frierson (The Citadel) vs VMI (02/17/18)
3-Pt percentage	1.000 (5-5)	Keith Smith (VMI) vs Mercer (01/18/18)
	1.000 (5-5)	Garrett Gilkeson (VMI) at Chattanooga (01/27/18)
	.889 (8-9)	Francis Alonso (UNCG) at Samford (01/27/18)
	.857 (6-7)	Jalan McCloud (ETSU) vs Mercer (01/24/18)
	.857 (6-7)	Devontavius Payne (ETSU) at Western Carolina (02/17/18)
Free throws made	16	Josh Sharkey (Samford) vs UNCG (01/27/18)
	11	Jordan Strawberry (Mercer) vs UNCG (02/17/18)
	10	Trevor Stumpe (Wofford) vs The Citadel (01/06/18)
	9	Desonta Bradford (ETSU) vs Mercer (01/24/18)
	9	Matt Halvorsen (Western Carolina) at Furman (01/27/18)
	9	Jordan Strawberry (Mercer) vs The Citadel (01/27/18)
	9	Bo Hodges (ETSU) at The Citadel (01/29/18)
	9	Nat Dixon (Chattanooga) vs UNCG (01/29/18)
	9	Rodney Chatman (Chattanooga) vs UNCG (01/29/18)
	9	Matt Frierson (The Citadel) vs Furman (02/03/18)
	9	Rodney Chatman (Chattanooga) vs Mercer (02/10/18)
	9	Josh Sharkey (Samford) vs Mercer (02/12/18)
	Free throw attempts	18
13		Mike Amius (Western Carolina) vs UNCG (01/13/18)

		12	Trevor Stumpe (Wofford) vs The Citadel (01/06/18)
		11	Joshua Phillips (Chattanooga) vs ETSU (01/06/18)
		11	Rodney Chatman (Chattanooga) vs UNCG (01/29/18)
		11	Zane Najdawi (The Citadel) vs Furman (02/03/18)
		11	Joshua Phillips (Chattanooga) vs Mercer (02/10/18)
		11	Jordan Strawberry (Mercer) vs UNCG (02/17/18)
Free throw percentage	1.000	(11-11)	Jordan Strawberry (Mercer) vs UNCG (02/17/18)
	1.000	(9-9)	Matt Halvorsen (Western Carolina) at Furman (01/27/18)
	1.000	(9-9)	Nat Dixon (Chattanooga) vs UNCG (01/29/18)
	1.000	(9-9)	Matt Frierson (The Citadel) vs Furman (02/03/18)
	1.000	(9-9)	Rodney Chatman (Chattanooga) vs Mercer (02/10/18)
	1.000	(9-9)	Josh Sharkey (Samford) vs Mercer (02/12/18)
	1.000	(8-8)	Desmond Ringer (Mercer) at Furman (01/06/18)
	1.000	(8-8)	Desonta Bradford (ETSU) at The Citadel (01/29/18)
Rebounds		19	Makinde London (Chattanooga) vs Samford (01/24/18)
		14	Mike Amius (Western Carolina) vs Samford (02/03/18)
		14	Zane Najdawi (The Citadel) vs VMI (02/17/18)
		13	Cameron Jackson (Wofford) vs The Citadel (01/06/18)
		13	Alex Thompson (Samford) vs Wofford (01/18/18)
		13	Peter Jurkin (ETSU) vs Chattanooga (02/03/18)
		13	Joshua Phillips (Chattanooga) at Furman (02/15/18)
		13	Marc Gosselin (Western Carolina) vs Wofford (02/15/18)
Assists		13	Justin Coleman (Samford) at The Citadel (01/11/18)
		13	Justin Coleman (Samford) vs The Citadel (02/10/18)
		12	Justin Coleman (Samford) vs Wofford (01/18/18)
		11	Demetrius Troy (UNCG) at Samford (01/27/18)
		11	Frankie Johnson (The Citadel) at Chattanooga (02/08/18)
Steals		8	Desmond Johnson (Western Carolina) at The Citadel (12/30/17)
		5	Quayson Williams (The Citadel) at Wofford (01/06/18)
		5	Frankie Johnson (The Citadel) at VMI (01/20/18)
		5	Quayson Williams (The Citadel) at Samford (02/10/18)
		5	Marc Gosselin (Western Carolina) vs ETSU (02/17/18)
Blocked shots		8	James Dickey (UNCG) vs ETSU (02/12/18)
		6	Zane Najdawi (The Citadel) vs Western Carolina (12/30/17)
		4	Zane Najdawi (The Citadel) vs Wofford (02/01/18)
		4	Mike Amius (Western Carolina) at VMI (02/08/18)
		3	Eric Adams (Samford) vs Chattanooga (12/30/17)
		3	James Dickey (UNCG) vs Wofford (12/30/17)
		3	Cameron Jackson (Wofford) at UNCG (12/30/17)
		3	Matt Rafferty (Furman) at VMI (12/30/17)
		3	Peter Jurkin (ETSU) at Chattanooga (01/06/18)
		3	Nat Dixon (Chattanooga) vs ETSU (01/06/18)
		3	Kaelon Harris (The Citadel) vs Chattanooga (01/13/18)
		3	Zane Najdawi (The Citadel) vs Chattanooga (01/13/18)
		3	Eric Adams (Samford) at Mercer (01/13/18)
		3	Marc Gosselin (Western Carolina) vs VMI (01/15/18)
		3	James Dickey (UNCG) vs The Citadel (01/18/18)
		3	Fred Iruafemi (VMI) vs Mercer (01/18/18)
		3	Eric Adams (Samford) at Chattanooga (01/24/18)
		3	Devontavious Payne (ETSU) at Wofford (01/27/18)
		3	Zane Najdawi (The Citadel) vs ETSU (01/29/18)
		3	James Dickey (UNCG) at Chattanooga (01/29/18)
		3	Zane Najdawi (The Citadel) vs Furman (02/03/18)
		3	Rodney Chatman (Chattanooga) vs The Citadel (02/08/18)
		3	Zane Najdawi (The Citadel) at Samford (02/10/18)
		3	Fred Iruafemi (VMI) vs ETSU (02/10/18)
		3	Kyrin Galloway (UNCG) vs ETSU (02/12/18)
		3	Zane Najdawi (The Citadel) vs UNCG (02/15/18)

	3	Fred Iruafemi (VMI) at Mercer (02/15/18)
	3	Cameron Jackson (Wofford) at Western Carolina (02/15/18)
	3	James Dickey (UNCG) at Mercer (02/17/18)
Turnovers	12	Rodney Chatman (Chattanooga) vs UNCG (01/29/18)
	8	Frankie Johnson (The Citadel) vs Western Carolina (12/30/17)
	8	Josh Sharkey (Samford) vs The Citadel (02/10/18)
	8	Mike Amius (Western Carolina) vs ETSU (02/17/18)
	6	Makinde London (Chattanooga) at Samford (12/30/17)
	6	D. Denzel-Dyson (Samford) vs Chattanooga (12/30/17)
	6	Quayson Williams (The Citadel) at Furman (01/04/18)
	6	Marc Gosselin (Western Carolina) vs Mercer (01/10/18)
	6	Fletcher Magee (Wofford) vs Furman (01/13/18)
	6	Makinde London (Chattanooga) at Wofford (01/20/18)
	6	Marcus Cohen (Mercer) vs The Citadel (01/27/18)
	6	Zane Najdawi (The Citadel) at Samford (02/10/18)