



SOUTHERN CONFERENCE MEN'S BASKETBALL 2019-20

702 North Pine Street, Spartanburg, SC 29303 • 864-591-5100 • Fax: 864-591-3448

Phil Perry, Assistant Commissioner for Media Relations (MBK contact)

facebook.com/SouthernConference • twitter.com/SoConSports • instagram.com/SouthernConference

2019-20 SOUTHERN CONFERENCE BASKETBALL STANDINGS

	Conference					Overall					
	W-L	Pct.	H	A	ST	W-L	Pct.	H	A	N	ST
ETSU	13-2	0.867	7-1	6-1	W6	24-4	0.857	15-1	9-3	0-0	W6
Furman	12-3	0.800	6-1	6-2	L1	22-6	0.786	12-1	9-5	1-0	L1
UNCG	12-3	0.800	7-1	5-2	W5	22-6	0.786	14-3	8-3	0-0	W5
Western Carolina	8-7	0.533	3-4	5-3	L1	16-10	0.615	8-4	8-6	0-0	L1
Chattanooga	8-7	0.533	4-3	4-4	W1	17-11	0.607	9-3	6-8	2-0	W1
Wofford	8-7	0.533	5-3	3-4	L4	16-12	0.571	10-4	6-8	0-0	L4
Mercer	8-7	0.533	4-4	4-3	W1	14-14	0.500	8-6	6-6	0-2	W1
Samford	3-12	0.200	1-6	2-6	L1	9-20	0.310	6-7	3-13	0-0	L1
VMI	3-12	0.200	1-6	2-6	W1	8-20	0.286	5-8	2-11	1-1	W1
The Citadel	0-15	0.000	0-8	0-7	L15	6-20	0.231	3-10	3-10	0-0	L15

UPCOMING SCHEDULE (ALL TIMES EASTERN)

Feb. 22 (Saturday)

- *Wofford at Furman, 12 p.m. Nexstar/ESPN3
(Bon Secours Wellness Arena; Greenville, S.C.)
- *UNCG at VMI, 1 p.m. ESPN3
- *ETSU at Samford, 3 p.m. ESPN3
- *Mercer at Chattanooga, 4:30 p.m. ESPN3
- *The Citadel at Western Carolina, 7:30 p.m. ESPN3

Ingles SoCon Game of the Week Nexstar affiliates

- EJHL (Tri-Cities)
- WMUB (Macon)
- WWCW (Lynchburg/Roanoke)
- WYCW (Greenville/Spartanburg/Asheville)

Feb. 26 (Wednesday)

- *Mercer at The Citadel, 7 p.m. ESPN+
- *Furman at UNCG, 7 p.m. ESPN+
- *Chattanooga at VMI, 7 p.m. ESPN+
- *Samford at Western Carolina, 7 p.m. ESPN+
- *ETSU at Wofford, 7 p.m. ESPN+

Feb. 29 (Saturday)

- *Western Carolina at ETSU, 4 p.m. ESPN+
- *The Citadel at Furman, 4 p.m. Nexstar/ESPN+
- *Wofford at Mercer, 4:30 p.m. ESPN+
- *UNCG at Chattanooga, 4:30 p.m. ESPN+
- *VMI at Samford, 5 p.m. ESPN3

Ingles SoCon Game of the Week Nexstar affiliates

- ECBD (Charleston)
- EJHL (Tri-Cities)
- WMUB (Macon)
- WWCW (Lynchburg/Roanoke)
- WYCW (Greenville/Spartanburg/Asheville)

SoCon PLAYER OF THE WEEK (2/18)

PRESENTED BY **GEICO**

Carlos Dotson, Sr., F Western Carolina

For the week, Dotson averaged 28.5 points, 12.0 rebounds and 2.5 assists and shot 62.2 percent from the floor as the Catamounts went 1-1.

In Western Carolina's 82-62 loss at UNC Greensboro on Wednesday, Dotson scored more than half of the Catamounts' points with a career-high 32, adding 12 rebounds and shooting 55.0 percent (11-for-20) from the floor. The senior from Riverdale, Maryland, was 10-for-15 (66.7 percent) from the free-throw line on the night and added two assists.

Dotson followed that up with 25 points and another 12 rebounds in the Catamounts' 80-74 win at Wofford, which completed the season sweep over the Terriers for the first time since the 2006-07 season. The forward was 12-for-17 from the floor (70.6 percent) and had three assists, two blocked shots and two steals to help Western Carolina move into a tie for fourth in the league standings.



NOTES

- The penultimate Saturday of Southern Conference regular-season action sees teams jockeying for position in the seeding race for the annual postseason tournament.

- Furman hosts Wofford at Bon Secours Wellness Arena in the Ingles SoCon Game of the Week. The Terriers topped the Paladins 66-52 on Jan. 17 in their first meeting this season, on ESPNU.

- ETSU downed Furman 75-66 on Wednesday in a battle of first-place teams. The Bucs, who outrebounded Furman 42-24, took over sole possession of the top spot in the standings by snapping the Paladins' seven-game winning streak. ETSU, which has won six straight and 16 of its last 18, visits Samford on Saturday.

- In a contest with major seeding implications, Mercer visits Chattanooga on Saturday. Those squads are part of a four-way logjam at 8-7 in SoCon play, joining Western Carolina and Wofford in a tie for fourth. One of those four squads will fall to the No. 7 seed in the upcoming Ingles SoCon Basketball Championship presented by General Shale, while the other three will finish in the top six and earn first-round byes.

- Mercer shot 61.1 percent from the floor and got a career-high 32 points from Jeff Gary in its 106-66 win over Samford on Wednesday, with the 40-point margin of victory its largest ever in a SoCon contest. Djordje Dimitrijevic notched his second career double-double with 21 points and 10 assists.

- Chattanooga downed The Citadel 91-68 on Wednesday, with the 23-point spread accounting for its biggest margin of victory in a road win over the Bulldogs since 2004. Matt Ryan scored 27 points and Ramon Vila added 20.

- ETSU, UNCG and Furman are all in the top 100 of the NCAA Evaluation Tool (NET) rankings. Among conferences eligible for the mid-major poll, the SoCon trails only the West Coast Conference (four) in number of schools in the top 100.

- UNCG and Wofford went to overtime for the second time this season on Wednesday, with the Spartans evening the season series with their 83-79 win. Coupled with Furman's loss to ETSU, UNCG moved into a tie for second in the SoCon standings.

- UNCG's James Dickey is 28 points away from becoming just the second player in SoCon history to notch 1,000 points, 1,000 rebounds and 200 blocks in his career. The only league player to do so thus far is Spartan great Kyle Hines (2004-08), who finished with 2,187 points, 1,047 rebounds and a SoCon-record 349 blocked shots. Dickey needs just 23 more rebounds to pass Hines for the UNCG program rebounding record.

- VMI picked up its first league win over a team other than The Citadel on Wednesday, taking down Western Carolina 74-71 on the road. Freshman Travis Eevee scored a game-high 25 points for his seventh game of 20 points or more this season.

- Western Carolina's Carlos Dotson is the only SoCon player averaging a double-double this season, as he is scoring 15.4 points and grabbing 10.0 rebounds per game. He has a league-best 16 double-doubles, including 12 in his last 14 games.

CONFERENCE NEWS AND NOTES

• With its 96-94, double-overtime win over Jacksonville on Nov. 21, Western Carolina became one of just 10 Division I schools to erase a 22-point second-half deficit and the only team to do it with under nine minutes remaining in regulation.

• Wofford (30), UNCG (29) and Furman (25) all set school records for wins last season. The Terriers became just the third team to record 30 wins in league history, joining the 1945-46 North Carolina squad and the 1950-51 NC State team.

• ETSU notched 24 wins last season to give the SoCon four teams with 20 wins for the third straight season. The Bucs have reached 20 wins for four straight seasons, becoming the first SoCon team to post four consecutive 20-win seasons since Davidson turned in five straight from 2004-09. ETSU's 100 wins in the last four seasons are a school record over a four-year span.

• Four Southern Conference teams – ETSU, Furman, UNCG and Wofford – earned postseason invites last season, giving the league multiple teams in postseason play for the 11th consecutive year. It marked the ninth time in the last 11 seasons with at least three SoCon teams in postseason play. SoCon regular-season and tournament champion Wofford earned its first-ever NCAA tournament win with a victory over Seton Hall in the first round. UNCG was the No. 1 seed in the NIT and advanced to the second round, while Furman joined the Spartans in the NIT. ETSU hosted a Colleg Insider.com Postseason Tournament contest.

• As a league, the SoCon finished 12th in the final NET rankings last year. Four teams finished in the top 100 in Wofford (14), Furman (58), UNCG (68) and ETSU (90). The first NET rankings this season will be released Dec. 16.

• Wofford entered the 2019-20 campaign riding an 18-game winning streak in regular-season league games after going 18-0 in SoCon play last season. The Terriers posted an overall 21-game winning streak last season that spanned from Dec. 29 to March 21. The streak ended in the second round of the NCAA Championship against No. 2 seed Kentucky.

• Fifth-year ETSU coach Steve Forbes is third in SoCon history in career wins per season, as he has averaged 25.0 in his first four campaigns with the Bucs. Forbes led ETSU to 24 wins in 2015-16, 27 in 2016-17, 25 in 2017-18 and 24 last year. Third-year Furman coach Bob Richey is fifth on that list with an average of 24.0 wins per game, as he led the Paladins to 23 wins in his first season and 25 last year.

• Furman and Wofford appeared in the Associated Press Top 25, each for the first time, last season, giving the SoCon two different ranked teams in a season for the first time since the 1959-60 season.

• SoCon players set two NCAA records last season, with Wofford's Fletcher Magee finishing his career with a Division I-record 509 career 3-pointers and Furman's Jordan Lyons matching the NCAA single-game mark with 15 3-pointers against North Greenville on Nov. 15. Lyons had 54 points in that contest, tied for 10th in a game in league history.

SoCON COACHING RECORDS

Coach, school	Career (yrs.)	School (yrs.)	SoCon (yrs.)
Duggar Baucom, The Citadel	239-280 (17th)	51-102 (5th)	23-83 (6th)
Steve Forbes, ETSU	290-103 (12th)	124-43 (5th)	68-19 (5th)
Bob Richey, Furman	70-25 (3rd)	Same	38-13 (3rd)
Greg Gary, Mercer	30-58 (3rd)	14-14 (1st)	8-7 (1st)
Wes Miller, UNCG	163-123 (9th)	Same	95-59 (9th)
Scott Padgett, Samford	83-112 (6th)	Same	33-72 (6th)
Lamont Paris, Chattanooga	39-54 (3rd)	Same	18-33 (3rd)
Dan Earl, VMI	43-107 (5th)	Same	18-69 (5th)
Mark Prosser, Western Carolina	28-58 (3rd)	23-35 (2nd)	12-21 (2nd)
Jay McAuley, Wofford	16-12 (1st)	Same	8-7 (1st)

SoCON PLAYERS OF THE WEEK

PRESENTED BY **GEICO**

Nov. 12.....	Kaleb Hunter, So., G, UNCG
Nov. 19.....	Mason Faulkner, R-Jr., G, WCU
Nov. 26.....	Mason Faulkner, R-Jr., G, WCU
Dec. 3.....	Clay Mounce, Jr., F, FUR
Dec. 10.....	Carlos Dotson, Sr., F, WCU
Dec. 17.....	Ethan Stair, R-Sr., G, MER
Dec. 24.....	Jeremy Rodriguez, R-Sr., F, ETSU
Jan. 7.....	Jordan Lyons, Sr., G, FUR
Jan. 14.....	Kaelon Harris, Sr., F/G, CIT
Jan. 21.....	Djordje Dimitrijevic, Sr., G, MER
Jan. 28.....	Bo Hodges, Jr., G, ETSU
Feb. 4.....	Chevez Goodwin, Jr., F/C, WOF
Feb. 11.....	Jordan Lyons, Sr., G, FUR
Feb. 18.....	Carlos Dotson, Sr., F, WCU
Feb. 25.....	
March 2.....	

SoCON PLAYERS OF THE MONTH

November.....	Ethan Stair, R-Sr., G, MER
December.....	Josh Sharkey, Sr., G, SAM
January.....	Isaiah Miller, Jr., G, UNCG
February.....	

GENERAL SHALE SoCON STUDENT-ATHLETE OF THE WEEK

Dec. 18.....	Ethan Stair, R-Sr., G, MER
Jan. 15.....	Djordje Dimitrijevic, Sr., G, MER

Did you know?

• ETSU's win at LSU on Dec. 18, coupled with Wofford's 68-64 win over then-No. 17 North Carolina on Dec. 14, gave the SoCon two wins over Power 5 schools in the span of four days, a feat the league has now accomplished twice in three seasons. In 2017, UNCG beat NC State 81-76 on Dec. 16, followed by Wofford defeating No. 5 North Carolina 79-75 on Dec. 20.

• Western Carolina guard Mason Faulkner's triple-double against North Carolina A&T on Nov. 12 (13 points, 10 rebounds, 10 assists) was the first by a SoCon player since Chattanooga's Keegan Bell went for 12 points, 10 boards and 10 assists at College of Charleston on Dec. 3, 2011.

• Southern Conference Commissioner Jim Schaus has a familial connection to the Southern Conference, as his father, former Los Angeles Lakers coach Fred Schaus, was the men's basketball coach at West Virginia from 1954-60, earning SoCon Coach of the Year honors four times in that six-year span and still ranking in the top 20 in career wins by a league coach.

SoCON 20-WIN SUCCESS

• The SoCon boasts three 20-game winners in ETSU, Furman and UNCG.

• ETSU has reached the milestone in a school-record five straight seasons, a streak that is tied for the fifth-longest in SoCon history. Furman and UNCG have both turned in four straight 20-win seasons, school records for both squads and tied for seventh in SoCon history.

Consecutive 20-win seasons, SoCon history

School	No.	From	To
West Virginia	8	1955-56	1962-63
Chattanooga	8	1980-81	1987-88
NC State	7	1946-47	1953-54
College of Charleston	6	1998-99	2003-04
Davidson	5	2004-05	2008-09
ETSU	5	2015-16	present
Davidson	4	1962-63	1965-66
ETSU	4	1988-89	1991-92
Furman	4	2016-17	present
UNCG	4	2016-17	present

• That level of collective success is unprecedented in league history. Since the SoCon's first season in 1921-22, there had never been an instance of the same three teams reaching the 20-win mark in consecutive seasons until ETSU, Furman and UNCG did so in 2016-17 and again 2017-18; now, they've run that streak to a collective four straight seasons.

• Should another team join them with 20 wins, that would give the SoCon four teams with 20 wins for the fourth straight season, a feat that has never been accomplished in league history. In fact, prior to the recent run, the SoCon only had two other seasons in which four teams reached the plateau – 1952-53 (Furman, NC State, Richmond and Wake Forest) and 2009-10 (Appalachian State, College of Charleston, Western Carolina and Wofford).

Preseason predictions

ETSU is the preseason favorite to win the 2019-20 Southern Conference men's basketball title in polling of the league's 10 men's basketball coaches and media. UNC Greensboro junior guard Isaiah Miller is the coaches' pick for preseason player of the year.

Preseason Player of the Year

Isaiah Miller, Jr., G, UNCG

Preseason All-Southern Conference Team

Bo Hodges, Jr., G, ETSU
 Jeremy Rodriguez, R-Sr., F, ETSU
 Daivien Williamson, So., G, ETSU
 Jordan Lyons, Sr., G, Furman
 Ross Cummings, Sr., G, Mercer
 James Dickey, R-Sr., F, UNCG
 Isaiah Miller, Jr., G, UNCG
 Josh Sharkey, Sr., G, Samford
 Carlos Dotson, Sr., F, Western Carolina
 Nathan Hoover, Sr., G, Wofford

Coaches poll	Media poll		
Team (1st)	Total	Team (1st)	Total
1. ETSU (8)	80	1. ETSU (20)	286
2. UNCG (2)	74	2. UNCG (6)	264
3. Furman	61	3. Furman (4)	245
4. Wofford	52	4. Wofford	216
5. Samford	48	5. Samford	169
6. Chattanooga	41	6. Chattanooga	128
7. Western Carolina	38	7. Western Carolina	117
8. Mercer	29	8. Mercer	115
9. The Citadel	16	9. The Citadel	70
10. VMI	11	10. VMI	40

MID-MAJOR TOP 25

Team	PS	N11	N18	N25	D2	D9	D16	D23	D30	J6	J13	J20	J27	F3	F10	F17
Gonzaga (31)	1	1	1	1	1	1	1	1	1	1	1	1	1	1	1	1
ETSU	3	3	2	3	3	5	5	5	5	7	6	6	4	5	3	2
Northern Iowa	-	-	14	7	5	3	3	3	4	5	3	3	5	3	2	3
Saint Mary's	2	2	5	4	4	4	4	4	3	4	5	5	2	4	5	4
Yale	-	-	-	-	20	11	11	6	6	6	4	4	3	2	4	5
Liberty	6	5	4	2	2	2	2	2	2	2	2	2	7	6	6	6
BYU	13	14	7	10	10	16	16	11	10	10	10	11	13	10	8	7
Furman	15	7	6	8	6	10	10	9	9	3	7	8	8	7	7	8
Stephen F. Austin	-	-	-	-	8	9	9	8	8	8	11	9	9	8	9	9
UNCG	16	16	-	25	19	12	12	7	7	9	9	7	6	9	10	10
New Mexico State	5	6	12	13	14	-	-	-	25	22	20	18	14	11	11	11
Wright State	12	10	17	12	12	17	17	13	13	11	15	10	10	12	12	12
Vermont	4	4	3	5	9	13	14	16	17	15	25	25	20	18	13	13
Akron	-	-	-	-	-	-	-	-	-	19	14	16	12	16	15	14
Hofstra	-	-	-	-	22	25	-	-	24	-	24	-	-	24	21	15
Belmont	8	21	9	9	15	7	7	12	12	17	17	15	-	-	20	16
Murray State	18	17	20	16	-	-	-	-	-	-	24	19	13	16	17	17
Bowling Green	9	9	8	6	7	6	6	18	19	24	22	21	18	15	17	18
Austin Peay	-	-	-	-	-	-	-	-	-	-	-	-	21	17	22	19
Loyola Chicago	-	-	-	-	-	-	-	-	-	-	-	23	-	-	-	20
Little Rock	-	-	-	-	-	-	-	-	-	-	-	-	25	19	14	21
Winthrop	-	-	-	-	-	-	-	-	-	-	-	-	24	21	18	22
South Dakota State	-	-	-	-	-	-	-	-	-	-	-	-	-	-	-	23
Colgate	11	11	16	17	11	25	23	20	20	18	16	17	15	20	19	24
Harvard	7	8	13	11	24	18	18	14	14	14	13	13	11	23	24	25
Pacific	-	-	-	-	-	-	-	24	-	16	18	20	-	-	23	-
Northern Illinois	-	-	-	-	-	-	-	-	-	-	-	-	-	-	25	-
Kent State	-	-	22	14	16	8	8	10	11	13	8	12	16	14	-	-
Santa Clara	-	-	-	-	-	-	21	15	15	12	12	14	17	22	-	-
William & Mary	-	-	-	-	-	-	-	-	25	19	22	23	25	-	-	-
San Francisco	-	-	-	20	21	23	20	21	16	-	21	19	22	-	-	-
Stony Brook	-	-	-	-	-	-	-	-	-	23	-	-	-	-	-	-
Delaware	-	-	24	19	13	14	15	17	18	20	-	-	-	-	-	-
UCSB	21	22	25	-	-	21	-	-	-	21	-	-	-	-	-	-
Drake	-	-	-	-	-	22	-	-	22	23	-	-	-	-	-	-
Penn	20	20	15	15	18	-	25	22	21	-	-	-	-	-	-	-
Buffalo	22	-	-	24	22	19	24	23	23	-	-	-	-	-	-	-
Toledo	23	23	18	18	17	15	13	19	-	-	-	-	-	-	-	-
Evansville	-	-	10	23	23	20	19	25	-	-	-	-	-	-	-	-
Northern Kentucky	-	-	-	-	-	24	22	-	-	-	-	-	-	-	-	-
Charleston	17	13	19	21	-	-	-	-	-	-	-	-	-	-	-	-
UC Irvine	14	15	11	-	-	-	-	-	-	-	-	-	-	-	-	-
Missouri State	10	12	21	-	-	-	-	-	-	-	-	-	-	-	-	-
Illinois State	-	18	23	-	-	-	-	-	-	-	-	-	-	-	-	-
North Dakota State	19	19	-	-	-	-	-	-	-	-	-	-	-	-	-	-
South Alabama	25	24	-	-	-	-	-	-	-	-	-	-	-	-	-	-
Northeastern	-	25	-	-	-	-	-	-	-	-	-	-	-	-	-	-
Iona	24	-	-	-	-	-	-	-	-	-	-	-	-	-	-	-

NET RANKINGS (AS OF FEB. 22)

38.....	ETSU
60.....	UNC Greensboro
76.....	Furman
145.....	Western Carolina
154.....	Chattanooga
162.....	Wofford
207.....	Mercer
287.....	VMI
316.....	Samford
338.....	The Citadel

THE SoCON vs. RANKED TEAMS

Wofford's 68-64 win at No. 17 North Carolina on Dec. 15 was the Southern Conference's third road win over a top-25 team in as many seasons and the Terriers' second over a ranked UNC squad in the last three seasons.

Last season, Furman beat No. 8 Villanova and in 2017, Wofford downed then-No. 5 North Carolina. Coincidentally, Villanova and North Carolina were both defending national champions in those games.

Southern Conference ranked wins since 1997-98			
SoCon	Opp.	Score	Date
Wofford	#17 North Carolina	68-64	12/15/19
Furman	#8 Villanova	76-68 (OT)	11/17/18
Wofford	#5 North Carolina	79-75	12/20/17
Col. of Charleston	#21 Baylor	63-59	11/24/12
Davidson	#12 Kansas	80-74	12/19/11
Col. of Charleston	#9 North Carolina	82-79 (OT)	1/4/10
#23 Davidson	#24 Gonzaga	82-76	3/21/08
#23 Davidson	#8 Georgetown	74-70	3/23/08
#23 Davidson	#6 Wisconsin	73-56	3/28/08
Col. of Charleston	#3 North Carolina	66-64	12/5/98

NATIONAL/REGIONAL RECOGNITION

CoSIDA Academic All-District

District 3

Onno Steger, Sr., F, Western Carolina

District 4

Djordje Dimitrijevic, Sr., G, Mercer

Storm Murphy, Jr., G, Wofford

Lou Henson Award preseason watch list

Jeromy Rodriguez, R-Sr., F, ETSU

Jordan Lyons, Sr., G, Furman

Isaiah Miller, Jr., G, UNCG

Lou Henson Award midseason watch list

Jeromy Rodriguez, R-Sr., F, ETSU

Jordan Lyons, Sr., G, Furman

Isaiah Miller, Jr., G, UNCG

Josh Sharkey, Sr., G, Samford

Mason Faulkner, R-Jr., G, Western Carolina

Lou Henson Award National Player of the Week

Mason Faulkner, R-Jr., G, WCU

Nov. 25, 2019

Lute Olson Award midseason watch list

Isaiah Miller, Jr., G, UNCG

NABC Team of the Week

Mercer

Feb. 4, 2020

Senior CLASS Award candidate

Ethan Stair, R-Sr., G, Mercer

SoCon RECORD BOOK

INDIVIDUAL

Coaching wins at a SoCon school

1.	447	Bob McKillip, DAV (1992-14)
2.	299	Mike Young, WOF (2002-19)
3.	243	Mack McCarthy, UTC (1985-97)
	243	Burton Shipley, MD (1923-47)
5.	230	Bill Reinhart, GW (1935-42; 1949-66)
6.	226	Eddie Cameron, Duke (1928-42)
	226	Bobby Cremins, APP (1975-81); CofC (2006-12)
8.	223	Lyles Alley, FUR (1945-49; 1950-66)
9.	213	Les Robinson, CIT (1974-85); ETSU (1985-90)
10.	205	Murray Greason, WF (1935-53)
11.	194	Norman Shepard, UNC (1923-24); DAV (1937-49)
12.	193	Larry Hunter, WCU (2005-18)
13.	187	Everett Case, NCSU (1946-53)
14.	176	Lefty Driesell, DAV (1960-69)
15.	168	Malcolm U. Pitt, RICH (1928-52)
16.	163	Wes Miller, UNCG (2011-present)
17.	148	Herman J. Stegeman, UGA (1921-31)
18.	147	Lester Hooker Jr., RICH (1952-63)
19.	146	Fred Schaus, WVU (1954-60)
20.	145	Steve Cottrell, WCU (1977-87)
	145	John Shulman, UTC (2004-13)
22.	142	Joe Williams, FUR (1970-78)
23.	141	Tom Scott, UNC (1946-52); DAV (1955-60)
24.	139	Ron Shumate, UTC (1972-79)
	139	Tom Apke, APP (1986-96)

Coaching wins per season (min. two seasons)

Avg.	Wins	Yrs.		
1.	26.7	187	7	Everett Case, NCSU 1946-53
2.	26.0	52	2	Ben Carnevale, UNC 1944-46
3.	24.8	124	5	Steve Forbes, ETSU 2015-pr.
4.	24.3	146	6	Fred Schaus, WVU 1954-60
5.	23.8	95	4	John Kresse, CofC 1998-02
6.	23.3	70	3	Bob Richey, FUR 2017-pr.

3-point field goals made

Game			
1.	15	Keith Veney, MAR vs. Morehead*	12/16/96
	15	Jordan Lyons, FUR vs. NGU*	11/15/18
3.	11	Elton Nesbitt, GSU vs. UTC	1/17/05
	11	Fletcher Magee, WOF at UTC	2/17/18
	11	Patrick Good, ETSU at WCU	1/26/19
6.	10	10 times. Last:	
		Jordan Lyons, FUR at VMI	1/1/20

Career

1.	509	Fletcher Magee, WOF*	2015-19
2.	414	Stephen Curry, DAV	2006-09
3.	396	Andrew Goude-lock, CofC	2007-11
	396	Francis Alonso, UNCG	2015-19
3.	358	Donald Sims, APP	2007-11
6.	324	Matt Frierson, CIT	2015-19
7.	312	Karl Cochran, WOF	2011-15
8.	299	Ian Chadwick, WOF	1997-01
9.	295	Zach Urbanus, CIT	2007-11
10.	286	Nathan Hoover, WOF	2016-pr.
11.	284	Jordan Lyons, FUR	2016-pr.

Blocked shots

Career			
1.	349	Kyle Hines, UNCG	2004-08
2.	308	Rans Brempong, WCU	2001-05
3.	270	Justin Tuoyo, UTC	2014-17
4.	269	George Singleton, FUR	1981-84
5.	238	Jody Lumpkin, CofC	1998-01
6.	220	Jeremy Clayton, APP	2004-08
7.	216	James Dickey, UNCG	2016-pr.
8.	215	Kirill Misyuchenko, CIT	1995-98
9.	213	Lucas Troutman, Elon	2010-14
10.	202	Lewis Preston, VMI	1990-93

Steals

Game			
1.	11	Ali Ton, DAV vs. Tufts	11/29/97
2.	10	Shawn Moore, MAR vs. ETSU	1/29/94
	10	Brandon Born, UTC vs. USC Aiken	11/26/94
	10	Jason Bell, VMI vs. Furman	2/10/98
	10	Zakee Wadood, ETSU vs. Clemson	12/15/03
6.	9	D.J. Thompson, APP vs. UNCG	2/22/07
	9	Stephen Curry, DAV vs. Guilford	11/14/08
9	9	Isaiah Miller, UNCG vs. Mercer	1/1/20
9.	8	21 times. Last:	
		Tray Boyd III, ETSU vs. Mars Hill	12/19/19

Career

1.	334	Keith Jennings, ETSU	1988-91
2.	293	D.J. Thompson, APP	2003-06
3.	285	Brigham Waginger, WCU	2006-10
4.	276	Josh Sharkey, SAM	2016-pr.
5.	250	Derek Rucker, DAV	1985-88
6.	247	Tyson Patterson, APP	1996-00
7.	246	Zakee Wadood, ETSU	2001-02
8.	240	Jason Bell, VMI	1995-98
9.	236	Ricky Hickman, UNCG	2003-07
	236	Rodney Peel, APP	1988-92
230	Isaiah Miller, UNCG	2017-pr.	

Assists

Career			
1.	983	Keith Jennings, ETSU	1988-91
2.	729	Josh Sharkey, SAM	2016-pr.
3.	701	Greg White, MAR	1978-81
4.	668	Guilherme Da Luz, FUR	2000-03
5.	663	Jason Richards, DAV	2004-08

* NCAA record

ACTIVE SoCon CAREER LEADERS

Points scored

	(SoCon career rank)
1,545	Nathan Hoover, Wofford, Sr.
1,503	Josh Sharkey, Samford, Sr.
1,481	Jordan Lyons, Furman, Sr.
1,345	Isaiah Miller, UNCG, Jr.
1,125	Ethan Stair, Mercer, R-Sr.

Points scored per game (min. 800 points)

14.54	Carlos Dotson, Western Carolina, Sr.
13.59	Isaiah Miller, UNCG, Jr.
13.16	Brandon Austin, Samford, R-Sr.
12.02	Josh Sharkey, Samford, Sr.
11.88	Nathan Hoover, Wofford, Sr.

Field-goal percentage (min. 240 made)

.623	Ramon Vila, Chattanooga, Jr.
.603	Carlos Dotson, Western Carolina, Sr.
.544	James Dickey, UNCG, Sr.
.525	Clay Mounce, Furman, Jr.
.501	Noah Gurley, Furman, So.

3-point field goals made

286	Nathan Hoover, Wofford, Sr.	(10)
284	Jordan Lyons, Furman, Sr.	(11)
204	Matt Halvorsen, Western Carolina, Jr.	
178	Kaiden Rice, The Citadel, Jr.	
178	Onno Steger, Western Carolina, Sr.	

3-point field-goal percentage (min. 120 made)

.424	Storm Murphy, Wofford, Jr.
.412	Brandon Austin, Samford, R-Sr.
.404	Ross Cummings, Mercer, Sr.
.389	Onno Steger, Western Carolina, Sr.
.380	Nathan Hoover, Wofford, Sr.

Free-throw percentage (min. 110 made)

.888	Nathan Hoover, Wofford, Sr.
.856	Matt Halvorsen, Western Carolina, Jr.
.854	Myron Gordon, Samford, Sr.
.823	Daivien Williamson, ETSU, So.
.818	Djordje Dimitrijevic, Mercer, Sr.

Rebounds

1025	James Dickey, UNCG, Sr.
599	Ethan Stair, Mercer, R-Sr.
544	Carlos Dotson, Western Carolina, Sr.
532	Garrett Gilkeson, VMI, Sr.
499	Kaelon Harris, The Citadel, Jr.

Rebounds per game (min. 280 rebounds)

9.98	Jeremy Rodriguez, ETSU, R-Sr.
9.71	Carlos Dotson, Western Carolina, Sr.
8.20	James Dickey, UNCG, Jr.
7.61	Robert Allen, Samford, So.
5.30	Ethan Stair, Mercer, R-Sr.

Blocked shots

216	James Dickey, UNCG, Sr.	(7)
111	Kyrin Galloway, UNCG, Sr.	
67	Bo Hodges, ETSU, Jr.	
64	Clay Mounce, Furman, Jr.	
64	Robert Allen, Samford, So.	

Steals

276	Josh Sharkey, Samford, Sr.	(4)
230	Isaiah Miller, UNCG, Jr.	
136	Garrett Gilkeson, VMI, Sr.	
120	Ethan Stair, Mercer, R-Sr.	
109	Jordan Lyons, Furman, Sr.	

Assists

729	Josh Sharkey, Samford, Sr.	(2)
336	Storm Murphy, Wofford, Jr.	
245	Garrett Gilkeson, VMI, Sr.	
243	Alex Hunter, Furman, Jr.	
205	Isaiah Miller, UNCG, Jr.	

Assists per game (min. 150 assists)

5.83	Josh Sharkey, Samford, Sr.
3.54	Storm Murphy, Wofford, Jr.
2.90	Isaiah Tisdale, ETSU, Sr.
2.72	Djordje Dimitrijevic, Mercer, Sr.
2.59	Alex Hunter, Furman, Jr.

SPECIALTY STATS LEADERS

40-point games	Ovr.	SoCon
Jordan Lyons, FUR	1	1

30-point games	Ovr.	SoCon
Jordan Lyons, FUR	3	2
Kaelon Harris, CIT	1	1
Kaiden Rice, CIT	1	1
Tray Boyd III, ETSU	1	1
Djordje Dimitrijevic, MER	1	1
Jeff Gary, MER	1	1
Isaiah Miller, UNCG	1	1
Josh Sharkey, SAM	1	1
Greg Parham, VMI	1	1
Carlos Dotson, WCU	1	1
Mason Faulkner, WCU	1	1
Nathan Hoover, WOF	1	1

20-point games	Ovr.	SoCon
Isaiah Miller, UNCG	11	7
Mason Faulkner, WCU	11	6
Djordje Dimitrijevic, MER	10	8
Jordan Lyons, FUR	9	6
Josh Sharkey, SAM	9	5
Matt Ryan, UTC	8	5
Travis Eeve, VMI	7	3
Carlos Dotson, WCU	7	7
Nathan Hoover, WOF	7	5
Brandon Austin, SAM	6	2
Kaiden Rice, CIT	5	2
Tray Boyd III, ETSU	5	2
Ethan Stair, MER	5	1
Kaelon Harris, CIT	4	2
Noah Gurley, FUR	4	1
Clay Mounce, FUR	4	2
Bo Hodges, ETSU	3	1
Mike Bothwell, FUR	3	1
Robert Allen, SAM	3	2
Ramon Vila, UTC	3	3
Garrett Gilkeson, VMI	3	3
Fletcher Abee, CIT	2	1
Daivien Williamson, ETSU	2	1
Jeff Gary, MER	2	2
Kaleb Hunter, UNCG	2	1
Jalen Dupree, SAM	2	1
Greg Parham, VMI	2	1
Onno Steger, WCU	2	2
Chevez Goodwin, WOF	2	2
Storm Murphy, WOF	2	0
Hayden Brown, CIT	1	0
Rudy Fitzgibbons III, CIT	1	0
Patrick Good, ETSU	1	0
Jeremy Rodriguez, ETSU	1	1
Isaiah Tisdale, ETSU	1	1
Alex Hunter, FUR	1	1
James Glisson III, MER	1	1
Deandre Thomas, SAM	1	0
Maurice Commander, UTC	1	1
David Jean-Baptiste, UTC	1	0
Kamdyn Curfman, VMI	1	0
Matt Halvorsen, WCU	1	1
Marcus Thomas, WCU	1	0
Isaiah Bigelow, WOF	1	0

20-rebound games	Ovr.	SoCon
James Dickey, UNCG	1	1

15-rebound games	Ovr.	SoCon
Ethan Stair, MER	2	1
James Dickey, UNCG	2	2
Jeremy Rodriguez, ETSU	1	1
Tyler Creammer, VMI	1	0
Carlos Dotson, WCU	1	0

10-rebound games	Ovr.	SoCon
Carlos Dotson, WCU	17	13
James Dickey, UNCG	11	8
Kaelon Harris, CIT	10	4
Ethan Stair, MER	10	3
Robert Allen, SAM	7	5
Jalen Dupree, SAM	6	4
Jeremy Rodriguez, ETSU	5	1
Chevez Goodwin, WOF	4	3
Clay Mounce, FUR	3	1
Maciej Bender, MER	3	2
Mason Faulkner, WCU	3	1
Eddie Davis III, CIT	2	0
Noah Gurley, FUR	2	1
Jalen Slawson, FUR	2	1
Kaleb Hunter, UNCG	2	0
Rod Johnson, UTC	2	1
Tyler Creammer, VMI	2	1
Garrett Gilkeson, VMI	2	2
Jake Stephens, VMI	2	1
Brady Spence, CIT	1	0
Bo Hodges, ETSU	1	1
Lucas N'Guessan, ETSU	1	1
Vonnie Paterson, ETSU	1	0
Isaiah Tisdale, ETSU	1	1
Victor Bafutto, MER	1	0
Djordje Dimitrijevic, MER	1	0
Mohammed Abdulsala, UNCG	1	1
Isaiah Miller, UNCG	1	1
Brandon Austin, SAM	1	0
Josh Sharkey, SAM	1	1
Matt Ryan, UTC	1	1
Ramon Vila, UTC	1	0
Sean Conway, VMI	1	1
Messiah Jones, WOF	1	1

15-assist games	Ovr.	SoCon
Josh Sharkey, SAM	2	0

10-assist games	Ovr.	SoCon
Josh Sharkey, SAM	5	1
Djordje Dimitrijevic, MER	2	2
Mason Faulkner, WCU	2	1
Tyson Batiste, CIT	1	0
Daivien Williamson, ETSU	1	1

5-block games	Ovr.	SoCon
Mohammed Abdulsala, UNCG	1	1

Double-doubles	Ovr.	SoCon
Carlos Dotson, WCU	16	12
Ethan Stair, MER	10	3
Kaelon Harris, CIT	9	4
Robert Allen, SAM	7	5
James Dickey, UNCG	5	4
Jalen Dupree, SAM	5	3
Jeremy Rodriguez, ETSU	4	1
Josh Sharkey, SAM*	4	2

Mason Faulkner, WCU^	4	2
Chevez Goodwin, WOF	4	3
Clay Mounce, FUR	3	1
Eddie Davis III, CIT	2	0
Noah Gurley, FUR	2	1
Maciej Bender, MER	2	1
Djordje Dimitrijevic, MER^	2	1
Kaleb Hunter, UNCG	2	0
Rod Johnson, UTC	2	1
Brady Spence, CIT	1	0
Bo Hodges, ETSU	1	1
Lucas N'Guessan, ETSU	1	1
Isaiah Tisdale, ETSU	1	1
Daivien Williamson, ETSU^	1	1
Jalen Slawson, FUR	1	1
Victor Bafutto, MER	1	0
Isaiah Miller, UNCG	1	1
Matt Ryan, UTC	1	1
Sean Conway, VMI	1	1
Tyler Creammer, VMI	1	0
Garrett Gilkeson, VMI	1	1
Jake Stephens, VMI	1	1
Messiah Jones, WOF	1	1

20/15 games	Ovr.	SoCon
Jeremy Rodriguez, ETSU	1	1

20/10 games	Ovr.	SoCon
Carlos Dotson, WCU	7	7
Kaelon Harris, CIT	4	2
Ethan Stair, MER	2	0
Robert Allen, SAM	2	2
Josh Sharkey, SAM^	2	2
Jeremy Rodriguez, ETSU	1	1
Isaiah Tisdale, ETSU	1	1
Matt Ryan, UTC	1	1
Garrett Gilkeson, VMI	1	1
Mason Faulkner, WCU	1	1

30/10 games	Ovr.	SoCon
Kaelon Harris, CIT	1	1
Carlos Dotson, WCU	1	1

Triple-doubles	Ovr.	SoCon
Mason Faulkner, WCU	1	0

* three are points/assists; ^ one is points/assists

3-POINTER STREAKS

Seven SoCon student-athletes have streaks of at least 10 games with a made 3-pointer, led by Mercer's Djordje Dimitrijevic and his 25-game streak.

Consecutive games with a 3-pointer	Player, school	'19-20	'18-19	Total
	Djordje Dimitrijevic, MER, Sr.	25	x	25
	Matt Ryan, UTC, Gr.	17	x	17
	Fletcher Abee, CIT, Fr.	14	x	14
	Nathan Hoover, WOF, Sr.	14	x	14
	Ross Cummings, MER, Sr.	6	7	13
	Kamdyn Curfman, VMI, Fr.	12	x	12
	Trevor Stump, WOF, R-Sr.	11	x	11
	Ethan Stair, MER, R-Sr.	10	x	10

America East (1-0)

12/18 UNCG 54, Vermont 53

American Athletic (0-3)

11/5 East Carolina 80, VMI 68
 11/21 South Florida 69, Wofford 55
 12/2 South Florida 65, Furman 55

ASUN (7-1)

11/11 Mercer 74, Kennesaw State 62
 11/15 Mercer 84, FGCU 68
 11/16 North Alabama 61, Samford 55
 11/21 Western Carolina 96, Jacksonville 94 (2OT)
 11/24 Western Carolina 70, Stetson 64
 12/4 UNCG 72, Kennesaw State 54
 (Fleming Gym; Greensboro, N.C.)
 12/7 VMI 88, Stetson 61
 12/22 Wofford 83, Kennesaw State 70

Atlantic 10 (0-2)

11/26 St. Bonaventure 56, Mercer 51
 12/4 Duquesne 71, VMI 58

Atlantic Coast (1-7)

11/15 Florida State 79, Western Carolina 74
 11/20 Florida State 89, Chattanooga 53
 12/11 Virginia Tech 63, Chattanooga 58
 12/15 NC State 80, UNCG 77
 12/15 Wofford 68, #17 North Carolina 64
 12/19 #4 Duke 86, Wofford 57
 12/21 Virginia Tech 64, VMI 55
 12/22 NC State 83, The Citadel 63

Big 12 (0-2)

11/8 #3 Kansas 74, UNCG 62
 11/19 #4 Kansas 75, ETSU 63

Big East (1-4)

11/6 St. John's 109, Mercer 79
 11/16 Butler 80, Wofford 61
 11/30 UNCG 65, Georgetown 61
 12/18 Xavier 74, Western Carolina 61
 12/21 Georgetown 99, Samford 71

Big Sky (1-2)

11/15 Idaho 68, VMI 67
 (Jonesboro, Ark.)
 11/16 Montana State 67, UNCG 66
 (Fleming Gym; Greensboro, N.C.)
 11/24 ETSU 70, Southern Utah 58

Big South (12-4)

11/5 Furman 70, Gardner-Webb 63
 11/9 UNC Asheville 91, The Citadel 76
 11/9 Western Carolina 71, Gardner-Webb 59
 11/9 Wofford 89, High Point 61
 11/11 Presbyterian 80, VMI 77 (OT)
 11/12 Furman 91, Charleston Southern 47
 11/14 ETSU 61, Winthrop 58
 11/16 Campbell 87, The Citadel 73
 12/7 UNCG 60, Radford 58
 12/7 Western Carolina 78, UNC Asheville 77
 12/7 Wofford 81, Gardner-Webb 77
 12/8 Furman 84, USC Upstate 72
 12/14 Furman 80, Winthrop 73
 (Bon Secours Wellness Arena; Greenville, S.C.)
 12/19 The Citadel 102, Longwood 99 (3OT)
 12/21 Chattanooga 68, UNC Asheville 64
 12/29 USC Upstate 91, VMI 82

Big Ten (0-1)

11/20 Illinois 85, The Citadel 57

Big West (1-1)

11/17 VMI 89, UC Davis 84 (2OT)
 (Jonesboro, Ark.)
 12/15 Hawaii 94, Samford 73

Colonial (2-1)

11/12 William & Mary 80, Wofford 79
 11/26 Furman 97, Elon 61
 12/16 Mercer 72, UNCW 63

Conference USA (0-2)

11/30 Louisiana Tech 78, Samford 57
 12/22 Florida Atlantic 65, Mercer 50

Horizon (3-0)

11/23 Mercer 72, UIC 68
 12/21 ETSU 80, Cleveland State 55
 12/21 UNCG 67, Northern Kentucky 50
 (Fleming Gym; Greensboro, N.C.)

Metro Atlantic Athletic (2-2)

11/8 Marist 58, VMI 56
 11/19 Samford 70, Manhattan 57
 11/23 The Citadel 79, Marist 75
 12/1 Canisius 76, Mercer 66
 (Boca Raton, Fla.)

Mid-Eastern Athletic (5-0)

11/5 UNCG 83, North Carolina A&T 50
 11/12 Western Carolina 90, North Carolina A&T 64
 11/23 ETSU 98, Delaware State 66
 11/26 Wofford 67, Maryland Eastern Shore 42
 12/2 Wofford 77, North Carolina Central 59

Missouri Valley (1-0)

11/8 Furman 87, Loyola-Chicago 63

Non-Division I (25-0)

11/5 Wofford 86, Erskine 63
 11/6 ETSU 79, Newberry 50
 11/7 Samford 68, Kentucky Wesleyan 42
 11/8 Mercer 84, Columbia International 76
 11/11 UNCG 109, Averett 51
 11/13 Samford 102, UVa-Wise 64
 11/15 Furman 83, Southern Wesleyan 61
 11/20 VMI 96, Christendom 20
 11/22 Furman 90, Columbia International 45
 11/26 The Citadel 90, Brevard 47
 11/26 VMI 98, Goucher 32
 11/27 Western Carolina 78, Bryan 54
 12/3 Samford 97, Auburn-Montgomery 64
 12/7 The Citadel 108, Carver 40
 12/8 Chattanooga 99, Tennessee Wesleyan 51
 12/10 The Citadel 129, Piedmont 83
 12/11 Furman 90, North Greenville 65
 12/11 VMI 78, Ferrum 60
 12/13 Wofford 112, North Greenville 66
 12/15 ETSU 97, Milligan 41
 12/28 Western Carolina 108, Piedmont 47
 12/28 Mercer 104, Milligan 52
 12/28 UNCG 106, William Peace 34
 12/29 Chattanooga 72, Cumberland 42
 12/29 ETSU 117, Mars Hill 48

Ohio Valley (6-3)

11/5 Morehead State 90, Samford 86 (2OT)
 11/5 Eastern Kentucky 79, Chattanooga 68
 11/9 Chattanooga 59, Tennessee State 57
 11/9 ETSU 92, UT Martin 75
 11/11 Belmont 95, Samford 63
 11/15 UNCG 64, Tennessee Tech 30
 (Fleming Gym; Greensboro, N.C.)
 11/19 The Citadel 74, Southeast Missouri 69
 11/30 Chattanooga 63, Jacksonville State 60
 (Niceville, Fla.)

America East.....	1-0
American Athletic.....	0-3
ASUN.....	7-1
Atlantic 10.....	0-2
Atlantic Coast.....	1-7
Big 12.....	0-2
Big East.....	1-4
Big Sky.....	1-2
Big South.....	12-4
Big Ten.....	0-1
Big West.....	1-1
Colonial.....	2-1
Conference USA.....	0-2
Horizon.....	3-0
Metro Atlantic Athletic.....	2-2
Mid-Eastern Athletic.....	5-0
Missouri Valley.....	1-0
Non-Division I.....	25-0
Ohio Valley.....	6-3
Patriot.....	0-1
Southeastern.....	1-7
Southland.....	1-0
Southwestern Athletic.....	1-0
Summit.....	0-2
Sun Belt.....	8-3
Total.....	79-48
Home.....	52-10
Away.....	23-35
Neutral.....	4-3
vs. Top 25.....	1-5

12/21 Western Carolina 89, Tennessee Tech 76

Patriot (0-1)

12/2 Holy Cross 81, Mercer 67
 (Boca Raton, Fla.)

Southeastern (1-7)

11/5 Georgia 91, Western Carolina 72
 11/12 Georgia 95, The Citadel 86
 11/18 Missouri 75, Wofford 56
 11/19 Alabama 81, Furman 73
 11/25 #17 Tennessee 58, Chattanooga 46
 12/5 #14 Auburn 81, Furman 78 (OT)
 12/18 Alabama 105, Samford 87
 (Legacy Arena; Birmingham, Ala.)
 12/18 ETSU 74, LSU 63

Southland (1-0)

12/7 Samford 113, Houston Baptist 90

Southwestern Athletic (1-0)


11/29 Chattanooga 74, Alabama State 56
 (Niceville, Fla.)

Summit (0-2)

11/27 South Dakota State 86, Samford 77
 12/7 North Dakota State 78, ETSU 68

Sun Belt (8-3)

11/12 Chattanooga 74, Troy 68
 11/14 Arkansas State 71, VMI 56
 11/15 Chattanooga 90, South Alabama 72
 11/18 UNCG 55, Appalachian State 41
 11/19 Georgia Southern 98, Mercer 88
 11/23 Samford 72, Troy 60
 11/26 ETSU 78, Appalachian State 69
 11/27 Furman 58, UT Arlington 57
 (Elon, N.C.)
 11/30 ETSU 67, Little Rock 63
 12/7 Georgia State 73, Mercer 61
 12/15 Chattanooga 84, Troy 80 (OT)



The Citadel

(6-20, 0-15 SoCon)

N9	UNC ASHEVILLE (ESPN3)	L, 76-91
N12	at Georgia (SEC Network+)	L, 86-95
N16	CAMPBELL (ESPN3)	L, 73-87
N19	at Southeast Missouri (ESPN+)	W, 74-69
N20	at Illinois# (Big Ten Network)	L, 57-85
N23	at Marist (ESPN+)	W, 79-75
N26	BREVARD# (ESPN+)	W, 90-47
D4	*ETSU (ESPN+)	L, 84-96
D7	CARVER (ESPN3)	W, 108-40
D10	PIEDMONT (ESPN3)	W, 129-83
D19	at Longwood (ESPN+)	W, 102-99 (3OT)
D22	at NC State (ACC Network)	L, 63-83
J1	*at Samford (ESPN+)	L, 68-69
J4	*WESTERN CAROLINA (ESPN+)	L, 82-86
J11	*at Wofford (ESPN3)	L, 71-73
J15	*UNCG (ESPN+)	L, 69-79
J18	*at VMI (ESPN+)	L, 79-88
J22	*at Chattanooga (ESPN+)	L, 69-92
J25	*FURMAN (ESPN3)	L, 54-78
J29	*WOFFORD (ESPN+)	L, 56-79
F1	*at Mercer (Nexstar/ESPN3)	L, 71-76
F5	*at UNCG (ESPN3)	L, 68-88
F8	*VMI (ESPN+)	L, 64-75
F12	*at ETSU (ESPN+)	L, 67-91
F15	*SAMFORD (Nexstar/ESPN3)	L, 62-74
F19	*CHATTANOOGA (ESPN+)	L, 68-91
F22	*at Western Carolina (ESPN3)	7:30 p.m.
F26	*MERCER (ESPN+)	7 p.m.
F29	*at Furman (Nexstar/ESPN+)	4 p.m.
M6-9	at SoCon Championship (Asheville, N.C.)	

- Illinois Classic (campus sites)



ETSU

(24-4, 13-2 SoCon)

N6	NEWBERRY (ESPN+)	W, 79-50
N9	at UT Martin (ESPN+)	W, 92-75
N14	WINTHROP (ESPN+)	W, 61-58
N19	at No. 4 Kansas# (ESPN+)	L, 63-75
N23	DELAWARE STATE# (ESPN3)	W, 98-66
N24	SOUTHERN UTAH# (ESPN+)	W, 70-58
N26	APPALACHIAN STATE (ESPN+)	W, 78-69
N30	at Little Rock (ESPN+)	W, 67-63
D4	*at The Citadel (ESPN+)	W, 96-84
D7	at North Dakota State (ESPN+)	L, 68-78
D15	MILLIGAN (ESPN3)	W, 97-41
D18	at LSU (SEC Network)	W, 74-63
D21	CLEVELAND STATE (ESPN3)	W, 80-55
D29	MARS HILL (ESPN3)	W, 117-48
J1	*WOFFORD (ESPN+)	W, 49-48
J4	*at Furman (ESPN3)	L, 56-65
J8	*at UNCG (ESPN+)	W, 64-57
J11	*VMI (Nexstar/ESPN3)	W, 61-55
J15	*SAMFORD (ESPN+)	W, 88-63
J18	*at Western Carolina (Nexstar/ESPN+)	W, 85-66
J25	*CHATTANOOGA (ESPN+)	W, 75-64
J29	*MERCER (ESPN+)	L, 55-71
F1	*UNCG (ESPN+)	W, 82-65
F5	*at Chattanooga (ESPN+)	W, 80-64
F8	*at Mercer (ESPN+)	W, 73-60
F12	*THE CITADEL (ESPN+)	W, 91-67
F15	*at VMI (ESPN3)	W, 72-67
F19	*FURMAN (ESPN+)	W, 75-66
F22	*at Samford (ESPN3)	3 p.m.
F26	*at Wofford (ESPN+)	7 p.m.
F29	*WESTERN CAROLINA (ESPN+)	4 p.m.
M6-9	at SoCon Championship (Asheville, N.C.)	

- Maui Jim Maui Invitational (campus sites)



Furman

(22-6, 12-3 SoCon)

N5	at Gardner-Webb (ESPN+)	W, 70-63
N8	LOYOLA CHICAGO (ESPN3)	W, 87-63
N12	at Charleston Southern (ESPN+)	W, 91-47
N15	SOUTHERN WESLEYAN# (ESPN3)	W, 83-61
N19	at Alabama# (SEC Network+)	L, 73-81
N22	COLUMBIA INTERNATIONAL (ESPN3)	W, 90-45
N26	at Elon# (FloHoops)	W, 97-61
N27	vs. UT Arlington^	W, 58-57
D2	at South Florida (ESPN3)	L, 55-65
D5	at No. 14 Auburn (SEC Network)	L, 78-81 (OT)
D8	USC UPSTATE (ESPN+)	W, 84-72
D11	NORTH GREENVILLE (ESPN3)	W, 90-65
D14	WINTHROP& (ESPN+)	W, 80-73
D20	*at Mercer (ESPN3)	W, 64-62
J1	*at VMI (ESPN+)	W, 89-73
J4	*ETSU (ESPN3)	W, 65-56
J8	*at Chattanooga (ESPN+)	W, 73-66
J11	*UNCG& (ESPN3)	L, 73-86
J15	*WESTERN CAROLINA (ESPN+)	W, 83-79
J17	*at Wofford (ESPN3)	L, 52-66
J22	*SAMFORD (ESPN+)	W, 101-78
J25	*at The Citadel (ESPN3)	W, 78-54
J29	*VMI (ESPN+)	W, 74-72 (OT)
F5	*MERCER (ESPN+)	W, 79-57
F8	*at Western Carolina (ESPN+)	W, 82-73
F12	*at Samford (ESPN+)	W, 86-71
F15	*CHATTANOOGA (ESPN3)	W, 58-53
F19	*at ETSU (ESPN+)	L, 66-75
F22	*WOFFORD& (Nexstar/ESPN3)	12 p.m.
F26	*at UNCG (ESPN+)	7 p.m.
F29	*THE CITADEL (Nexstar/ESPN+)	4 p.m.
M6-9	at SoCon Championship (Asheville, N.C.)	

- Bad Boy Mowers Battle 4 Atlantis (campus sites)
 ^ - Bad Boy Mowers Battle 4 Atlantis (Elon, N.C.)
 & - Bon Secours Wellness Arena (Greenville, S.C.)




Mercer

(14-14, 8-7 SoCon)

N6	at St. John's (FS1)	L, 79-109
N8	COLUMBIA INTERNATIONAL (ESPN3)	W, 84-76
N11	KENNESAW STATE (ESPN+)	W, 74-62
N15	FGCU (ESPN3)	W, 84-68
N19	at Georgia Southern (ESPN+)	L, 88-98
N23	at UIC# (ESPN+)	W, 72-68
N26	at St. Bonaventure# (ESPN+)	L, 51-56
D1	vs. Canisius^ (CUSA.TV)	L, 66-76
D2	vs. Holy Cross^ (CUSA.TV)	L, 67-81
D7	GEORGIA STATE (ESPN+)	L, 61-73
D16	at UNCW (FloHoops)	W, 72-63
D20	*FURMAN (ESPN3)	L, 62-64
D22	FLORIDA ATLANTIC (ESPN+)	L, 50-65
D28	MILLIGAN (ESPN3)	W, 104-52
J1	*at UNCG (ESPN+)	L, 63-72
J4	*CHATTANOOGA (ESPN3)	L, 61-70
J11	*at Western Carolina (ESPN+)	L, 71-79
J15	*VMI (ESPN+)	W, 73-62
J18	*at Samford (ESPN3)	W, 90-75
J22	*WESTERN CAROLINA (ESPN+)	W, 83-79
J25	*at VMI (Nexstar/ESPN3)	W, 69-66
J29	*at ETSU (ESPN+)	W, 71-55
F1	*THE CITADEL (Nexstar/ESPN3)	W, 76-71
F5	*at Furman (ESPN+)	L, 57-79
F8	*ETSU (ESPN+)	L, 60-73
F12	*at Wofford (ESPN+)	W, 70-68
F15	*UNCG (ESPN3)	L, 55-67
F19	*SAMFORD (ESPN+)	W, 106-66
F22	*at Chattanooga (ESPN3)	4:30 p.m.
F26	*at The Citadel (ESPN+)	7 p.m.
F29	*WOFFORD (ESPN+)	4:30 p.m.
M6-9	at SoCon Championship (Asheville, N.C.)	

- Boca Raton Beach Classic (campus sites)
 ^ - Boca Raton Beach Classic (Boca Raton, Fla.)



UNC Greensboro

(22-6, 12-3 SoCon)

N5	North Carolina A&T (ESPN3)	W, 83-50
N8	at No. 3 Kansas (ESPN3)	L, 62-74
N11	AVERETT# (ESPN+)	W, 109-51
N15	TENNESSEE TECH#^ (ESPN3)	W, 64-30
N16	MONTANA STATE#^ (ESPN3)	L, 66-67
N18	APPALACHIAN STATE# (ESPN+)	W, 55-41
N24	*VMI (ESPN+)	W, 74-63
N30	at Georgetown (FS2)	W, 65-61
D4	KENNESAW STATE^ (ESPN+)	W, 72-54
D7	at Radford (ESPN+)	W, 60-58
D15	NC STATE (ESPN+)	L, 77-80
D18	at Vermont (ESPN+)	W, 54-53
D21	NORTHERN KENTUCKY^ (ESPN+)	W, 67-50
D28	WILLIAM PEACE (ESPN3)	W, 106-34
J1	*MERCER (ESPN+)	W, 72-63
J4	*at Wofford (Nexstar/ESPN+)	L, 92-98 (2OT)
J8	*ETSU (ESPN+)	L, 57-64
J11	*at Furman& (ESPN3)	W, 86-73
J15	*at The Citadel (ESPN+)	W, 79-69
J18	*CHATTANOOGA (ESPN+)	W, 72-52
J25	*at Samford (ESPN3)	W, 70-63
J29	*at Western Carolina (ESPN+)	W, 72-58
F1	*at ETSU (ESPN+)	L, 65-82
F5	*THE CITADEL (ESPN3)	W, 88-68
F9	*SAMFORD (ESPN+)	W, 95-67
F12	*WESTERN CAROLINA (ESPN+)	W, 82-62
F15	*at Mercer (ESPN3)	W, 67-55
F19	*WOFFORD (ESPN+)	W, 83-79 (OT)
F22	*at VMI (ESPN3)	1 p.m.
F26	*FURMAN (ESPN+)	7 p.m.
F29	*at Chattanooga (ESPN+)	4:30 p.m.
M6-9	at SoCon Championship (Asheville, N.C.)	

- Spartan Invitational
 ^ - Fleming Gymnasium (Greensboro, N.C.)
 & - Bon Secours Wellness Arena (Greenville, S.C.)




Samford

(9-20, 3-12 SoCon)

N5	at Morehead State (ESPN+)	L, 86-90 (2OT)
N7	KENTUCKY WESLEYAN (ESPN+)	W, 68-42
N11	at Belmont (ESPN+)	L, 63-95
N13	UVA-WISE (ESPN3)	W, 102-64
N16	at North Alabama (ESPN+)	L, 55-61
N19	MANHATTAN (ESPN+)	W, 70-57
N23	TROY (ESPN3)	W, 72-60
N27	at South Dakota State (ESPN3)	L, 77-86
N30	at Louisiana Tech (CUSA.TV)	L, 57-78
D3	AUBURN-MONTGOMERY (ESPN3)	W, 97-64
D7	at Houston Baptist	W, 113-90
D15	at Hawaii (Spectrum Sports)	L, 73-94
D18	ALABAMA# (ESPN+)	L, 87-105
D21	at Georgetown (FS1)	L, 71-99
J1	*THE CITADEL (ESPN+)	W, 69-68
J4	*at VMI (ESPN+)	W, 78-75
J8	*WOFFORD (ESPN+)	L, 62-67
J11	*at Chattanooga (ESPN3)	L, 67-105
J15	*at ETSU (ESPN+)	L, 63-88
J18	*MERCER (ESPN3)	L, 75-90
J22	*at Furman (ESPN+)	L, 78-101
J25	*UNCG (ESPN3)	L, 63-70
J29	*CHATTANOOGA (ESPN+)	L, 84-92
F1	*at Wofford (ESPN3)	L, 56-80
F5	*WESTERN CAROLINA (ESPN3)	L, 70-78
F9	*at UNCG (ESPN+)	L, 67-95
F12	*FURMAN (ESPN+)	L, 71-86
F15	*at The Citadel (Nexstar/ESPN3)	W, 74-62
F19	*at Mercer (ESPN+)	L, 66-106
F22	*ETSU (ESPN3)	3 p.m.
F26	*at Western Carolina (ESPN+)	7 p.m.
F29	*VMI (ESPN3)	5 p.m.
M6-9	at SoCon Championship (Asheville, N.C.)	


- Legacy Arena at Birmingham-Jefferson Convention Complex (Birmingham, Ala.)



Chattanooga
(17-11, 8-7 SoCon)

N5	at Eastern Kentucky (ESPN+)	L, 68-79
N9	TENNESSEE STATE (SDN)	W, 59-57
N12	at Troy (ESPN+)	W, 74-68
N15	SOUTH ALABAMA (SDN)	W, 90-72
N20	at Florida State# (Fox Sports South/ACCNE)	L, 53-89
N25	at No. 17 Tennessee# (SEC Network)	L, 46-58
N29	vs. Alabama State^ (EmeraldCoast.TV)	W, 74-56
N30	vs. Jacksonville State^ (EmeraldCoast.TV)	W, 63-60
D3	*at Western Carolina (ESPN3)	L, 77-87
D8	TENNESSEE WESLEYAN (ESPN3)	W, 99-51
D11	at Virginia Tech (ACC Network)	L, 58-63
D15	TROY (ESPN+)	W, 84-80 (OT)
D21	at UNC Asheville (ESPN+)	W, 68-64
D29	CUMBERLAND (ESPN3)	W, 72-42
J4	*at Mercer (ESPN3)	W, 70-61
J8	*FURMAN (ESPN+)	L, 66-73
J11	*SAMFORD (ESPN3)	W, 105-67
J15	*WOFFORD (ESPN+)	W, 72-59
J18	*at UNCG (ESPN+)	L, 52-72
J22	*THE CITADEL (ESPN+)	W, 92-69
J25	*at ETSU (ESPN+)	L, 64-75
J29	*at Samford (ESPN+)	W, 92-84
F1	*WESTERN CAROLINA (ESPN3)	L, 61-64
F5	*ETSU (ESPN+)	L, 64-80
F8	*at Wofford (Nexstar/ESPN+)	W, 84-77
F12	*VMI (ESPN+)	W, 86-67
F15	*at Furman (ESPN3)	L, 53-58
F19	*at The Citadel (ESPN+)	W, 91-68
F22	*MERCER (ESPN3)	4:30 p.m.
F26	*at VMI (ESPN+)	7 p.m.
F29	*UNCG (ESPN+)	4:30 p.m.
M6-9	at SoCon Championship (Asheville, N.C.)	


- Emerald Coast Classic (campus sites)
^ - Emerald Coast Classic (Niceville, Fla.)



VMI
(8-20, 3-12 SoCon)


N5	at East Carolina (ESPN3)	L, 68-80
N8	MARIST (ESPN3)	L, 56-58
N11	PRESBYTERIAN (ESPN+)	L, 77-80 (OT)
N14	at Arkansas State# (ESPN+)	L, 56-71
N15	vs. Idaho^	L, 67-68
N17	vs. UC Davis^	W, 89-84 (2OT)
N20	CHRISTENDOM# (ESPN3)	W, 96-20
N24	*at UNCG (ESPN+)	L, 63-74
N26	GOUCHER (ESPN3)	W, 98-32
D4	at Duquesne (ESPN+)	L, 58-71
D7	STETSON (ESPN+)	W, 88-61
D11	FERRUM (ESPN3)	W, 78-60
D21	at Virginia Tech (ACC Network)	L, 55-64
D29	at USC Upstate (ESPN+)	L, 82-91
J1	*FURMAN (ESPN+)	L, 73-89
J4	*SAMFORD (ESPN+)	L, 75-78
J8	*WESTERN CAROLINA (ESPN3)	L, 85-97
J11	*at ETSU (Nexstar/ESPN3)	L, 55-61
J15	*at Mercer (ESPN+)	L, 62-73
J18	*THE CITADEL (ESPN+)	W, 88-79
J22	*at Wofford (ESPN+)	L, 54-66
J25	*MERCER (Nexstar/ESPN3)	L, 66-69
J29	*at Furman (ESPN+)	L, 72-74 (OT)
F5	*WOFFORD (ESPN+)	L, 73-79
F8	*at The Citadel (ESPN+)	W, 75-64
F12	*at Chattanooga (ESPN+)	L, 67-86
F15	*ETSU (ESPN3)	L, 67-72
F19	*at Western Carolina (ESPN+)	W, 74-71
F22	*UNCG (ESPN3)	1 p.m.
F26	*CHATTANOOGA (ESPN+)	7 p.m.
F29	*at Samford (ESPN3)	5 p.m.
M6-9	at SoCon Championship (Asheville, N.C.)	

- Red Wolves Classic (campus sites)
^ - Red Wolves Classic (Jonesboro, Ark.)



Western Carolina
(16-10, 8-7 SoCon)

N5	at Georgia (SEC Network+)	L, 72-91
N9	GARDNER-WEBB (ESPN3)	W, 71-59
N12	NORTH CAROLINA A&T (ESPN+)	W, 90-64
N15	at Florida State (Fox Sports South/ACCNE)	L, 74-79
N21	at Jacksonville (ESPN+)	W, 96-94 (2OT)
N24	at Stetson (ESPN+)	W, 70-64
N27	BRYAN (SDN)	W, 78-54
D3	*CHATTANOOGA (ESPN3)	W, 87-77
D7	UNC ASHEVILLE (Nexstar/ESPN3)	W, 78-77
D18	at Xavier (FS1)	L, 61-74
D21	at Tennessee Tech (ESPN+)	W, 89-76
D28	PIEDMONT (SDN)	W, 108-47
J4	*at The Citadel (ESPN+)	W, 86-82
J8	*at VMI (ESPN3)	W, 97-85
J11	*MERCER (ESPN+)	W, 79-71
J15	*at Furman (ESPN+)	L, 79-83
J18	*ETSU (Nexstar/ESPN+)	L, 66-85
J22	*at Mercer (ESPN+)	L, 79-83
J25	*WOFFORD (ESPN3)	W, 81-72
J29	*UNCG (ESPN+)	L, 58-72
F1	*at Chattanooga (ESPN3)	W, 64-61
F5	*at Samford (ESPN3)	W, 78-70
F8	*FURMAN (ESPN+)	L, 73-82
F12	*at UNCG (ESPN+)	L, 62-82
F15	*at Wofford (ESPN+)	W, 80-74
F19	*VMI (ESPN+)	L, 71-74
F22	*THE CITADEL (ESPN3)	7:30 p.m.
F26	*SAMFORD (ESPN+)	7 p.m.
F29	*at ETSU (ESPN+)	4 p.m.
M6-9	at SoCon Championship (Asheville, N.C.)	



Wofford
(16-12, 8-7 SoCon)

N5	ERSKINE (ESPN3)	W, 86-63
N9	HIGH POINT (SDN)	W, 89-61
N12	WILLIAM & MARY (ESPN+)	L, 79-80
N16	at Butler# (FS2)	L, 61-80
N18	at Missouri# (SEC Network+)	L, 56-75
N21	at South Florida (ESPN3)	L, 55-69
N26	at Maryland Eastern Shore#	W, 67-42
D2	NORTH CAROLINA CENTRAL (ESPN+)	W, 77-59
D7	GARDNER-WEBB (ESPN3)	W, 81-77
D13	NORTH GREENVILLE (ESPN3)	W, 112-66
D15	at No. 17 North Carolina (ACC Network)	W, 68-64
D19	at No. 4 Duke (ESPN2)	L, 57-86
D22	at Kennesaw State (ESPN+)	W, 83-70
J1	*at ETSU (ESPN+)	L, 48-49
J4	*UNCG (Nexstar/ESPN+)	W, 98-92 (2OT)
J8	*at Samford (ESPN+)	W, 67-762
J11	*THE CITADEL (ESPN3)	W, 73-71
J15	*at Chattanooga (ESPN+)	L, 59-72
J17	*FURMAN (ESPN3)	W, 66-52
J22	*VMI (ESPN+)	W, 66-54
J25	*at Western Carolina (ESPN3)	L, 72-81
J29	*at The Citadel (ESPN+)	W, 79-56
F1	*SAMFORD (ESPN3)	W, 80-56
F5	*at VMI (ESPN+)	W, 79-73
F8	*CHATTANOOGA (Nexstar/ESPN+)	L, 77-84
F12	*MERCER (ESPN+)	L, 68-70
F15	*WESTERN CAROLINA (ESPN+)	L, 74-80
F19	*at UNCG (ESPN+)	L, 79-83 (OT)
F22	*at Furman& (Nexstar/ESPN3)	12 p.m.
F26	*ETSU (ESPN+)	7 p.m.
F29	*at Mercer (ESPN+)	4:30 p.m.
M6-9	at SoCon Championship (Asheville, N.C.)	

- Hall of Fame Classic (campus sites)
& - Bon Secours Wellness Arena (Greenville, S.C.)

**Southern Conference men's basketball
media relations information**

<p>The Citadel (CitadelSports.com) Milledge Austin (maustin7@citadel.edu) Office: 843-953-6567</p> <p>ETSU (ETSUBucs.com) Kevin Brown (brownk@etsu.edu) Office: 423-439-5263</p> <p>Furman (FurmanPaladins.com) Jordan Caskey (jordan.caskey@furman.edu) Office: 864-294-3065</p> <p>Mercer (MercerBears.com) Travis Rae (rae_tj@mercerc.edu) Office: 478-301-5219</p> <p>UNCG (UNCGSpartans.com) Mark Pinkerton (mdpinker@uncg.edu) Office: 757-812-1926</p> <p>Samford (SamfordSports.com) Joey Mullins (jimmulli1@samford.edu) Office: 205-726-2799</p>	<p>Chattanooga (GoMocs.com) Jim Horten (jameshorten@utc.edu) Office: 423-425-2350</p> <p>VMI (VMIKeydets.com) Wade Branner (brannerwh@vmi.edu) Office: 540-464-7515</p> <p>Western Carolina (CatamountSports.com) Steven Grandy (sgrandy@email.wcu.edu) Office: 828-227-2655</p> <p>Wofford (WoffordTerriers.com) Phil Marcello (marcellopr@wofford.edu) Office: 864-597-4092</p> <p>Southern Conference (SoConSports.com) Phil Perry (pperry@socon.org) Office: 864-591-5100 // Cell: 864-525-5174</p>
--	--

2019-20 Southern Conference
CONFERENCE BASKETBALL STATISTICS
Through games of Feb 21, 2020 (All games)

SCORING OFFENSE	G	W-L	Pts	Avg/G
1. Western Carolina	26	16-10	2027	78.0
2. Furman	28	22-6	2159	77.1
3. ETSU	28	24-4	2146	76.6
4. The Citadel	26	6-20	1969	75.7
5. UNC Greensboro	28	22-6	2094	74.8
6. Samford	29	9-20	2134	73.6
7. Wofford	28	16-12	2056	73.4
8. Chattanooga	28	17-11	2037	72.8
9. Mercer	28	14-14	2021	72.2
10. VMI	28	8-20	2017	72.0

SCORING DEFENSE	G	Pts	Avg/G
1. UNC Greensboro	28	1719	61.4
2. ETSU	28	1761	62.9
3. Furman	28	1855	66.2
4. Chattanooga	28	1900	67.9
5. Wofford	28	1927	68.8
6. VMI	28	1972	70.4
7. Mercer	28	1993	71.2
8. Western Carolina	26	1934	74.4
9. The Citadel	26	2089	80.3
10. Samford	29	2348	81.0

SCORING MARGIN	G	Offense	Defense	Margin
1. ETSU	28	76.6	62.9	+13.8
2. UNC Greensboro	28	74.8	61.4	+13.4
3. Furman	28	77.1	66.2	+10.9
4. Chattanooga	28	72.8	67.9	+4.9
5. Wofford	28	73.4	68.8	+4.6
6. Western Carolina	26	78.0	74.4	+3.6
7. VMI	28	72.0	70.4	+1.6
8. Mercer	28	72.2	71.2	+1.0
9. The Citadel	26	75.7	80.3	-4.6
10. Samford	29	73.6	81.0	-7.4

FREE THROW PCT	G	FTM	FTA	Pct.
1. Samford	29	437	593	.737
2. Mercer	28	319	441	.723
3. Chattanooga	28	318	442	.719
4. Wofford	28	309	431	.717
5. VMI	28	285	402	.709
6. Western Carolina	26	376	533	.705
7. Furman	28	336	488	.689
8. ETSU	28	420	612	.686
9. The Citadel	26	336	491	.684
10. UNC Greensboro	28	296	472	.627

FIELD GOAL PERCENTAGE	G	FGM	FGA	Pct.
1. Furman	28	777	1624	.478
2. ETSU	28	757	1594	.475
3. Western Carolina	26	699	1512	.462
4. Wofford	28	737	1604	.459
5. Mercer	28	745	1644	.453
6. Chattanooga	28	738	1631	.452
7. The Citadel	26	695	1592	.437
8. Samford	29	756	1733	.436
9. UNC Greensboro	28	778	1792	.434
10. VMI	28	716	1670	.429

FIELD GOAL PCT DEFENSE	G	FGM	FGA	Pct.
1. UNC Greensboro	28	591	1430	.413
2. ETSU	28	627	1491	.421
3. Furman	28	688	1584	.434
4. Western Carolina	26	695	1600	.434
5. Mercer	28	708	1629	.435
6. VMI	28	677	1545	.438
7. Wofford	28	680	1541	.441
8. Chattanooga	28	709	1593	.445
9. The Citadel	26	761	1682	.452
10. Samford	29	864	1901	.454

3-POINT FG PCT	G	3FGM	3FGA	Pct.
1. Western Carolina	26	253	686	.369
2. Mercer	28	212	592	.358
3. Furman	28	269	754	.357
4. Chattanooga	28	243	683	.356
5. VMI	28	300	844	.355
6. Wofford	28	273	778	.351
7. ETSU	28	212	623	.340
8. Samford	29	185	552	.335
9. The Citadel	26	243	745	.326
10. UNC Greensboro	28	242	758	.319

3-POINT FG PCT DEFENSE	G	3FGM	3FGA	Pct.
1. ETSU	28	163	559	.292
2. Western Carolina	26	194	643	.302
3. Furman	28	195	643	.303
4. Chattanooga	28	176	577	.305
5. Mercer	28	206	637	.323
6. Wofford	28	219	669	.327
7. UNC Greensboro	28	188	571	.329
8. The Citadel	26	237	710	.334
9. VMI	28	206	617	.334
10. Samford	29	303	858	.353

REBOUNDING OFFENSE	G	Rebounds	Avg/G
1. Western Carolina	26	985	37.9
2. UNC Greensboro	28	1042	37.2
3. Samford	29	1068	36.8
4. Mercer	28	1013	36.2
5. ETSU	28	1009	36.0
6. Chattanooga	28	990	35.4
7. VMI	28	985	35.2
8. The Citadel	26	905	34.8
9. Furman	28	894	31.9
10. Wofford	28	869	31.0

REBOUNDING DEFENSE	G	Rebounds	Avg/G
1. ETSU	28	871	31.1
2. Wofford	28	887	31.7
3. Chattanooga	28	910	32.5
4. Mercer	28	911	32.5
5. Western Carolina	26	868	33.4
6. UNC Greensboro	28	967	34.5
7. Furman	28	971	34.7
8. VMI	28	989	35.3
9. The Citadel	26	990	38.1
10. Samford	29	1110	38.3

2019-20 Southern Conference
CONFERENCE BASKETBALL STATISTICS
Through games of Feb 21, 2020 (All games)

REBOUNDING MARGIN	G	Team	Avg.	Opp.	Avg.	Margin
1.	ETSU	28	1009	36.0	871	31.1 +4.9
2.	Western Carolina	26	985	37.9	868	33.4 +4.5
3.	Mercer	28	1013	36.2	911	32.5 +3.6
4.	Chattanooga	28	990	35.4	910	32.5 +2.9
5.	UNC Greensboro	28	1042	37.2	967	34.5 +2.7
6.	VMI	28	985	35.2	989	35.3 -0.1
7.	Wofford	28	869	31.0	887	31.7 -0.6
8.	Samford	29	1068	36.8	1110	38.3 -1.4
9.	Furman	28	894	31.9	971	34.7 -2.7
10.	The Citadel	26	905	34.8	990	38.1 -3.3

BLOCKED SHOTS	G	No.	Avg/G
1.	UNC Greensboro	28	120 4.3
2.	ETSU	28	105 3.8
3.	Samford	29	94 3.2
4.	Furman	28	78 2.8
5.	Mercer	28	76 2.7
6.	The Citadel	26	68 2.6
7.	Wofford	28	73 2.6
8.	VMI	28	67 2.4
9.	Western Carolina	26	47 1.8
10.	Chattanooga	28	41 1.5

ASSISTS	G	No.	Avg/G
1.	VMI	28	447 16.0
2.	Furman	28	425 15.2
3.	The Citadel	26	391 15.0
4.	Mercer	28	405 14.5
5.	Chattanooga	28	404 14.4
6.	Western Carolina	26	369 14.2
7.	ETSU	28	393 14.0
8.	Wofford	28	381 13.6
9.	UNC Greensboro	28	357 12.8
10.	Samford	29	340 11.7

STEALS	G	No.	Avg/G
1.	UNC Greensboro	28	275 9.8
2.	ETSU	28	239 8.5
3.	Furman	28	226 8.1
4.	Samford	29	198 6.8
5.	VMI	28	191 6.8
6.	The Citadel	26	177 6.8
7.	Mercer	28	190 6.8
8.	Wofford	28	166 5.9
9.	Western Carolina	26	133 5.1
10.	Chattanooga	28	134 4.8

TURNOVER MARGIN	G	Team	Avg.	Opp.	Avg.	Margin
1.	UNC Greensboro	28	320	11.4	529	18.9 +7.5
2.	Furman	28	329	11.8	451	16.1 +4.4
3.	ETSU	28	332	11.9	438	15.6 +3.8
4.	Wofford	28	327	11.7	367	13.1 +1.4
5.	VMI	28	350	12.5	374	13.4 +0.9
6.	Chattanooga	28	344	12.3	340	12.1 -0.1
7.	The Citadel	26	407	15.7	373	14.3 -1.3
8.	Mercer	28	417	14.9	366	13.1 -1.8
9.	Samford	29	470	16.2	413	14.2 -2.0
10.	Western Carolina	26	376	14.5	320	12.3 -2.2

ASSIST/TURNOVER RATIO	G	Ast.	Avg.	T/O	Avg.	Ratio
1.	Furman	28	425	15.2	329	11.8 1.3
2.	VMI	28	447	16.0	350	12.5 1.3
3.	ETSU	28	393	14.0	332	11.9 1.2
4.	Chattanooga	28	404	14.4	344	12.3 1.2
5.	Wofford	28	381	13.6	327	11.7 1.2
6.	UNC Greensboro	28	357	12.8	320	11.4 1.1
7.	Western Carolina	26	369	14.2	376	14.5 1.0
8.	Mercer	28	405	14.5	417	14.9 1.0
9.	The Citadel	26	391	15.0	407	15.7 1.0
10.	Samford	29	340	11.7	470	16.2 0.7

OFFENSIVE REBOUNDS	G	No.	Avg/G
1.	UNC Greensboro	28	364 13.0
2.	ETSU	28	313 11.2
3.	Samford	29	308 10.6
4.	VMI	28	290 10.4
5.	Mercer	28	284 10.1
6.	Western Carolina	26	260 10.0
7.	Chattanooga	28	261 9.3
8.	The Citadel	26	225 8.7
9.	Wofford	28	222 7.9
10.	Furman	28	220 7.9

DEFENSIVE REBOUNDS	G	No.	Avg/G
1.	Western Carolina	26	725 27.9
2.	Samford	29	760 26.2
3.	The Citadel	26	680 26.2
4.	Mercer	28	729 26.0
-4.	Chattanooga	28	729 26.0
6.	ETSU	28	696 24.9
7.	VMI	28	695 24.8
8.	UNC Greensboro	28	678 24.2
9.	Furman	28	674 24.1
10.	Wofford	28	647 23.1

DEFENSIVE REB PCT.	G	D-Reb	Opp. OR	D-Reb%
1.	Chattanooga	28	729	217 .771
2.	Western Carolina	26	725	242 .750
3.	Wofford	28	647	227 .740
4.	ETSU	28	696	245 .740
5.	UNC Greensboro	28	678	251 .730
6.	Mercer	28	729	271 .729
7.	VMI	28	695	268 .722
8.	The Citadel	26	680	271 .715
9.	Furman	28	674	269 .715
10.	Samford	29	760	357 .680

OFFENSIVE REB PCT.	G	O-Reb	Opp. DR	O-Reb%
1.	UNC Greensboro	28	364	716 .337
2.	ETSU	28	313	626 .333
3.	Mercer	28	284	640 .307
4.	Western Carolina	26	260	626 .293
5.	Samford	29	308	753 .290
6.	VMI	28	290	721 .287
7.	Chattanooga	28	261	693 .274
8.	Wofford	28	222	660 .252
9.	Furman	28	220	702 .239
10.	The Citadel	26	225	719 .238

2019-20 Southern Conference
CONFERENCE BASKETBALL STATISTICS
Through games of Feb 21, 2020 (All games)

3-POINT FG MADE	G	No.	Avg/G
1. VMI	28	300	10.7
2. Wofford	28	273	9.8
3. Western Carolina	26	253	9.7
4. Furman	28	269	9.6
5. The Citadel	26	243	9.3
6. Chattanooga	28	243	8.7
7. UNC Greensboro	28	242	8.6
8. ETSU	28	212	7.6
-8. Mercer	28	212	7.6
10. Samford	29	185	6.4

2019-20 Southern Conference
CONFERENCE BASKETBALL STATISTICS
Through games of Feb 21, 2020 (All games)

Team	Conference	Pct.	PF	PA	Overall	Pct.	PF	PA	Current unbeaten streak
ETSU	13-2	.867	73.5	64.1	24-4	.857	76.6	62.9	ETSU -- 6
Furman	12-3	.800	74.9	68.1	22-6	.786	77.1	66.2	UNC Greensboro -- 5
UNC Greensboro	12-3	.800	76.9	67.7	22-6	.786	74.8	61.4	Chattanooga -- 1
Western Carolina	8-7	.533	76.0	77.0	16-10	.615	78.0	74.4	Mercer -- 1
Chattanooga	8-7	.533	75.3	70.7	17-11	.607	72.8	67.9	VMI -- 1
Wofford	8-7	.533	72.3	69.0	16-12	.571	73.4	68.8	
Mercer	8-7	.533	71.3	69.7	14-14	.500	72.2	71.2	
Samford	3-12	.200	69.5	84.2	9-20	.310	73.6	81.0	
VMI	3-12	.200	69.9	75.5	8-20	.286	72.0	70.4	
The Citadel	0-15	.000	68.8	82.3	6-20	.231	75.7	80.3	

TEAM SUMMARIES	G	PF-PA	Avg score	Margin	FG-FGA	Pct.	3FG-FGA	Pct.	FT-FTA	Pct.	RebF	RebA	Margin
Chattanooga	28	2037-1900	72.8-67.9	+4.9	738-1631	.452	243-683	.356	318-442	.719	990	910	+2.9
ETSU	28	2146-1761	76.6-62.9	+13.8	757-1594	.475	212-623	.340	420-612	.686	1009	871	+4.9
Furman	28	2159-1855	77.1-66.2	+10.9	777-1624	.478	269-754	.357	336-488	.689	894	971	-2.7
Mercer	28	2021-1993	72.2-71.2	+1.0	745-1644	.453	212-592	.358	319-441	.723	1013	911	+3.6
Samford	29	2134-2348	73.6-81.0	-7.4	756-1733	.436	185-552	.335	437-593	.737	1068	1110	-1.4
The Citadel	26	1969-2089	75.7-80.3	-4.6	695-1592	.437	243-745	.326	336-491	.684	905	990	-3.3
UNC Greensboro	28	2094-1719	74.8-61.4	+13.4	778-1792	.434	242-758	.319	296-472	.627	1042	967	+2.7
VMI	28	2017-1972	72.0-70.4	+1.6	716-1670	.429	300-844	.355	285-402	.709	985	989	-0.1
Western Carolina	26	2027-1934	78.0-74.4	+3.6	699-1512	.462	253-686	.369	376-533	.705	985	868	+4.5
Wofford	28	2056-1927	73.4-68.8	+4.6	737-1604	.459	273-778	.351	309-431	.717	869	887	-0.6

ATTENDANCE	Home	Average	Away	Average	Neutral	Average	Total	Average
Chattanooga	12-31602	2634	14-62824	4487	2-345	172	28-94771	3385
ETSU	16-73827	4614	12-47947	3996	0-0	0	28-121774	4349
Furman	13-28143	2165	14-44767	3198	1-0	0	28-72910	2604
Mercer	14-37052	2647	12-27285	2274	2-0	0	28-64337	2298
Samford	13-12237	941	16-39600	2475	0-0	0	29-51837	1787
The Citadel	13-12907	993	13-57255	4404	0-0	0	26-70162	2699
UNC Greensboro	17-58952	3468	11-46438	4222	0-0	0	28-105390	3764
VMI	13-18744	1442	13-34955	2689	2-204	102	28-53903	1925
Western Carolina	12-24609	2051	14-45753	3268	0-0	0	26-70362	2706
Wofford	14-25089	1792	14-54296	3878	0-0	0	28-79385	2835
Totals	137-323162	2359	133-461120	3467	7-549	78	277-784831	2833

2019-20 Southern Conference
INDIVIDUAL BASKETBALL STATISTICS
Through games of Feb 21, 2020 (All games)

To be ranked, a player must appear in at least 75.0% of their team's games.

SCORING								REBOUNDING							
	Cl	G	FG	3FG	FT	Pts	Avg/G		Cl	G	Off	Def	Total	Avg/G	
1. Isaiah Miller-UNCG	Jr	28	209	25	61	504	18.0	1. Carlos Dotson-WCU	Sr	25	73	178	251	10.0	
2. Mason Faulkner-WCU	Jr	26	136	54	132	458	17.6	2. James Dickey-UNCG	Sr	28	85	177	262	9.4	
3. Djordje Dimitrijevic-MER	Sr	26	146	61	98	451	17.3	3. Ethan Stair-MER	Sr	28	52	194	246	8.8	
-3. Josh Sharkey-SAM	Sr	26	142	32	135	451	17.3	4. Jalen Dupree-SAM	Sr	29	75	136	211	7.3	
5. Jordan Lyons-FUR	Sr	28	147	73	109	476	17.0	5. Kaelon Harris-CIT	Sr	25	44	135	179	7.2	
6. Matt Ryan-UTC	Sr	28	146	76	72	440	15.7	6. Robert Allen-SAM	So	28	55	136	191	6.8	
-6. Nathan Hoover-WOF	Sr	28	143	71	83	440	15.7	7. Clay Mounce-FUR	Jr	28	51	127	178	6.4	
8. Carlos Dotson-WCU	Sr	25	152	0	80	384	15.4	8. Chevez Goodwin-WOF	Jr	28	68	108	176	6.3	
9. Ethan Stair-MER	Sr	28	153	54	61	421	15.0	9. Bo Hodges-ETSU	Jr	27	40	120	160	5.9	
10. Noah Gurley-FUR	So	28	150	19	72	391	14.0	10. Garrett Gilkeson-VMI	Sr	28	39	124	163	5.8	
11. Robert Allen-SAM	So	28	146	29	61	382	13.6	11. Lucas N'Guessan-ETSU	Sr	28	45	114	159	5.7	
12. Brandon Austin-SAM	Sr	28	128	65	58	379	13.5	12. Mason Faulkner-WCU	Jr	26	19	128	147	5.7	
13. Tray Boyd III-ETSU	Sr	28	130	66	52	378	13.5	13. Eddie Davis III-CIT	Sr	20	34	79	113	5.7	
14. Clay Mounce-FUR	Jr	28	140	54	43	377	13.5	14. Ramon Vila-UTC	Jr	28	66	89	155	5.5	
15. Bo Hodges-ETSU	Jr	27	139	15	70	363	13.4	15. Maciej Bender-MER	Jr	28	47	101	148	5.3	
16. Kaelon Harris-CIT	Sr	25	109	23	91	332	13.3	16. Jalen Slawson-FUR	So	28	39	100	139	5.0	
17. Kaiden Rice-CIT	Jr	26	116	75	31	338	13.0	17. Isaiah Miller-UNCG	Jr	28	56	82	138	4.9	
18. Travis Eeve-VMI	Fr	28	123	69	44	359	12.8	18. Rod Johnson-UTC	Jr	26	24	104	128	4.9	
19. David Jean-Baptiste-UTC	Jr	28	133	48	41	355	12.7	19. Onno Steger-WCU	Sr	26	39	87	126	4.8	
20. Ramon Vila-UTC	Jr	28	153	1	42	349	12.5	20. Tyler Creammer-VMI	Sr	28	50	85	135	4.8	
21. Storm Murphy-WOF	Jr	27	121	53	32	327	12.1								
22. Onno Steger-WCU	Sr	26	101	64	48	314	12.1								
23. Jalen Dupree-SAM	Sr	29	124	11	84	343	11.8								
24. Fletcher Abee-CIT	Fr	26	101	67	38	307	11.8								
25. Chevez Goodwin-WOF	Jr	28	140	0	50	330	11.8								
26. Garrett Gilkeson-VMI	Sr	28	93	41	69	296	10.6								
27. Mike Bothwell-FUR	So	28	103	40	40	286	10.2								
28. Daivien Williamson-ETSU	So	28	96	32	60	284	10.1								
29. Kaleb Hunter-UNCG	So	23	85	13	49	232	10.1								
30. Matt Halvorsen-WCU	Jr	26	77	68	33	255	9.8								
FIELD GOAL PCT						ASSISTS									
	Cl	G	FGM	FGA	Pct.		Cl	G	No.	Avg/G					
1. Lucas N'Guessan-ETSU	Sr	28	88	137	.642	1. Josh Sharkey-SAM	Sr	26	188	7.2					
2. Chevez Goodwin-WOF	Jr	28	140	223	.628	2. Mason Faulkner-WCU	Jr	26	155	6.0					
3. Ramon Vila-UTC	Jr	28	153	246	.622	3. Tyson Batiste-CIT	Sr	26	142	5.5					
4. Carlos Dotson-WCU	Sr	25	152	249	.610	4. Djordje Dimitrijevic-MER	Sr	26	95	3.7					
5. James Dickey-UNCG	Sr	28	100	175	.571	5. Alex Hunter-FUR	Jr	28	98	3.5					
6. Jalen Dupree-SAM	Sr	29	124	229	.541	6. Garrett Gilkeson-VMI	Sr	28	93	3.3					
7. Noah Gurley-FUR	So	28	150	280	.536	7. Storm Murphy-WOF	Jr	27	89	3.3					
8. Clay Mounce-FUR	Jr	28	140	270	.519	8. Greg Parham-VMI	Jr	27	78	2.9					
9. Kaleb Hunter-UNCG	So	23	85	167	.509	9. Isaiah Tisdale-ETSU	Sr	28	79	2.8					
10. Bo Hodges-ETSU	Jr	27	139	274	.507	-9. Isaiah Miller-UNCG	Jr	28	79	2.8					
11. Mike Bothwell-FUR	So	28	103	206	.500	11. Bo Hodges-ETSU	Jr	27	71	2.6					
12. Storm Murphy-WOF	Jr	27	121	252	.480	12. Maurice Commander-UTC	So	27	70	2.6					
13. Ethan Stair-MER	Sr	28	153	321	.477	13. Daivien Williamson-ETSU	So	28	72	2.6					
14. Daivien Williamson-ETSU	So	28	96	204	.471	14. David Jean-Baptiste-UTC	Jr	28	67	2.4					
15. Myles Lewis-VMI	Jr	28	85	182	.467	15. Malik Massey-UNCG	Sr	28	63	2.3					
						-15. Travis Eeve-VMI	Fr	28	63	2.3					

2019-20 Southern Conference
INDIVIDUAL BASKETBALL STATISTICS
Through games of Feb 21, 2020 (All games)

FREE THROW PCT					
	Cl	G	FTM	FTA	Pct.
1. Nathan Hoover-WOF	Sr	28	83	89	.933
2. Matt Ryan-UTC	Sr	28	72	81	.889
3. Ethan Stair-MER	Sr	28	61	70	.871
4. Brandon Austin-SAM	Sr	28	58	67	.866
5. Djordje Dimitrijevic-MER	Sr	26	98	117	.838
6. Jordan Lyons-FUR	Sr	28	109	132	.826
7. Jalen Dupree-SAM	Sr	29	84	102	.824
8. Daivien Williamson-ETSU	So	28	60	73	.822
9. Stefan Kenic-UTC	Jr	22	44	54	.815
10. Josh Sharkey-SAM	Sr	26	135	174	.776
11. Mason Faulkner-WCU	Jr	26	132	171	.772
12. Garrett Gilkeson-VMI	Sr	28	69	90	.767
13. Kaelon Harris-CIT	Sr	25	91	126	.722
14. Kaleb Hunter-UNCG	So	23	49	69	.710
15. Lucas N'Guessan-ETSU	Sr	28	70	100	.700

STEALS				
	Cl	G	No.	Avg/G
1. Josh Sharkey-SAM	Sr	26	73	2.8
2. Isaiah Miller-UNCG	Jr	28	78	2.8
3. Djordje Dimitrijevic-MER	Sr	26	42	1.6
4. Isaiah Tisdale-ETSU	Sr	28	45	1.6
5. Clay Mounce-FUR	Jr	28	43	1.5
-5. Tray Boyd III-ETSU	Sr	28	43	1.5
7. Bo Hodges-ETSU	Jr	27	41	1.5
8. Garrett Gilkeson-VMI	Sr	28	41	1.5
9. Patrick Good-ETSU	Jr	27	38	1.4
10. Travis Eeve-VMI	Fr	28	38	1.4
11. Ethan Stair-MER	Sr	28	35	1.3
-11. Keyshaun Langley-UNCG	Fr	28	35	1.3
-11. Jordan Lyons-FUR	Sr	28	35	1.3
14. Ryan Larson-WOF	So	26	31	1.2
15. Tyson Batiste-CIT	Sr	26	30	1.2
-15. Mason Faulkner-WCU	Jr	26	30	1.2

3-POINT FG PCT					
	Cl	G	3FG	FGA	Pct.
1. Onno Steger-WCU	Sr	26	64	149	.430
2. Storm Murphy-WOF	Jr	27	53	127	.417
3. Matt Halvorsen-WCU	Jr	26	68	166	.410
4. Brandon Austin-SAM	Sr	28	65	159	.409
5. Clay Mounce-FUR	Jr	28	54	134	.403
6. Isaiah Bigelow-WOF	Fr	28	31	78	.397
7. Mike Bothwell-FUR	So	28	40	103	.388
8. Trevor Stumpe-WOF	Sr	28	42	109	.385
9. Djordje Dimitrijevic-MER	Sr	26	61	159	.384
10. Travis Eeve-VMI	Fr	28	69	181	.381
11. Fletcher Abee-CIT	Fr	26	67	178	.376
12. Kamdyn Curfman-VMI	Fr	28	70	186	.376
13. Tray Boyd III-ETSU	Sr	28	66	176	.375
14. Greg Parham-VMI	Jr	27	37	99	.374
15. Keyshaun Langley-UNCG	Fr	28	35	95	.368

3-POINT FG MADE				
	Cl	G	3FG	Avg/G
1. Kaiden Rice-CIT	Jr	26	75	2.9
2. Matt Ryan-UTC	Sr	28	76	2.7
3. Matt Halvorsen-WCU	Jr	26	68	2.6
4. Jordan Lyons-FUR	Sr	28	73	2.6
5. Fletcher Abee-CIT	Fr	26	67	2.6
6. Nathan Hoover-WOF	Sr	28	71	2.5
7. Kamdyn Curfman-VMI	Fr	28	70	2.5
8. Travis Eeve-VMI	Fr	28	69	2.5
9. Onno Steger-WCU	Sr	26	64	2.5
10. Tray Boyd III-ETSU	Sr	28	66	2.4
11. Djordje Dimitrijevic-MER	Sr	26	61	2.3
12. Brandon Austin-SAM	Sr	28	65	2.3
13. Kyrin Galloway-UNCG	Sr	23	49	2.1
14. Mason Faulkner-WCU	Jr	26	54	2.1
15. Alex Hunter-FUR	Jr	28	55	2.0

BLOCKED SHOTS				
	Cl	G	No.	Avg/G
1. James Dickey-UNCG	Sr	28	47	1.7
2. Kyrin Galloway-UNCG	Sr	23	38	1.7
3. Robert Allen-SAM	So	28	34	1.2
4. Lucas N'Guessan-ETSU	Sr	28	32	1.1
-4. Chevez Goodwin-WOF	Jr	28	32	1.1
6. Maciej Bender-MER	Jr	28	30	1.1
7. Jalen Dupree-SAM	Sr	29	29	1.0
8. Brady Spence-CIT	Fr	20	19	1.0
9. Messiah Jones-WOF	Fr	28	25	0.9
-9. Jalen Slawson-FUR	So	28	25	0.9
-9. Jake Stephens-VMI	So	28	25	0.9
12. Bo Hodges-ETSU	Jr	27	24	0.9
13. Clay Mounce-FUR	Jr	28	19	0.7
14. Derek Webster Jr.-CIT	Jr	24	15	0.6
15. Noah Gurley-FUR	So	28	16	0.6

ASSIST/TURNOVER RATIO					
	Cl	G	Ast.	T/O	Ratio
1. Alex Hunter-FUR	Jr	28	98	31	3.2
2. Garrett Gilkeson-VMI	Sr	28	93	36	2.6
3. Tyson Batiste-CIT	Sr	26	142	77	1.8
4. Mason Faulkner-WCU	Jr	26	155	92	1.7
5. Storm Murphy-WOF	Jr	27	89	56	1.6
6. Djordje Dimitrijevic-MER	Sr	26	95	69	1.4
7. Josh Sharkey-SAM	Sr	26	188	156	1.2

2019-20 Southern Conference
INDIVIDUAL BASKETBALL STATISTICS
Through games of Feb 21, 2020 (All games)

OFFENSIVE REBOUNDS	Cl	G	No.	Avg/G
1. James Dickey-UNCG	Sr	28	85	3.0
2. Carlos Dotson-WCU	Sr	25	73	2.9
3. Jalen Dupree-SAM	Sr	29	75	2.6
4. Chevez Goodwin-WOF	Jr	28	68	2.4
5. Ramon Vila-UTC	Jr	28	66	2.4
6. Isaiah Miller-UNCG	Jr	28	56	2.0
7. Robert Allen-SAM	So	28	55	2.0
8. Messiah Jones-WOF	Fr	28	53	1.9
9. Ethan Stair-MER	Sr	28	52	1.9
10. Clay Mounce-FUR	Jr	28	51	1.8
11. Tyler Creammer-VMI	Sr	28	50	1.8
12. Kaelon Harris-CIT	Sr	25	44	1.8
13. Eddie Davis III-CIT	Sr	20	34	1.7
14. Maciej Bender-MER	Jr	28	47	1.7
15. Lucas N'Guessan-ETSU	Sr	28	45	1.6

DEFENSIVE REBOUNDS	Cl	G	No.	Avg/G
1. Carlos Dotson-WCU	Sr	25	178	7.1
2. Ethan Stair-MER	Sr	28	194	6.9
3. James Dickey-UNCG	Sr	28	177	6.3
4. Kaelon Harris-CIT	Sr	25	135	5.4
5. Mason Faulkner-WCU	Jr	26	128	4.9
6. Robert Allen-SAM	So	28	136	4.9
7. Jalen Dupree-SAM	Sr	29	136	4.7
8. Clay Mounce-FUR	Jr	28	127	4.5
9. Bo Hodges-ETSU	Jr	27	120	4.4
10. Garrett Gilkeson-VMI	Sr	28	124	4.4
11. Lucas N'Guessan-ETSU	Sr	28	114	4.1
12. Rod Johnson-UTC	Jr	26	104	4.0
13. Eddie Davis III-CIT	Sr	20	79	4.0
14. Matt Ryan-UTC	Sr	28	109	3.9
15. Chevez Goodwin-WOF	Jr	28	108	3.9

MINUTES PLAYED	Cl	G	No.	Avg/G
1. Ethan Stair-MER	Sr	28	972	34.7
2. Mason Faulkner-WCU	Jr	26	884	34.0
3. Djordje Dimitrijevic-MER	Sr	26	883	34.0
4. Nathan Hoover-WOF	Sr	28	940	33.6
5. Josh Sharkey-SAM	Sr	26	871	33.5
6. Jordan Lyons-FUR	Sr	28	922	32.9
7. Robert Allen-SAM	So	28	919	32.8
8. Brandon Austin-SAM	Sr	28	916	32.7
9. Matt Halvorsen-WCU	Jr	26	846	32.5
10. Garrett Gilkeson-VMI	Sr	28	907	32.4

2019-20 Southern Conference
Conference Team Highs
Through games of Feb 21, 2020 (All games)

TEAM HIGHS (highest totals made by)

Points	129	The Citadel vs Piedmont (12/10/19)
	117	ETSU vs Mars Hill (12/29/19)
	113	Samford at Houston Baptist (12/07/19)
	112	Wofford vs North Greenville (12/13/19)
	109	UNC Greensboro vs Averett (11/11/19)
Margin	76 (96-20)	VMI vs Christendom (11/20/19)
	72 (106-34)	UNC Greensboro vs William Peace (12/28/19)
	69 (117-48)	ETSU vs Mars Hill (12/29/19)
	68 (108-40)	The Citadel vs Carver (12/07/19)
	66 (98-32)	VMI vs Goucher (11/26/19)
Field goals made	46	The Citadel vs Piedmont (12/10/19)
	44	ETSU vs Mars Hill (12/29/19)
	44	Mercer vs Samford (02/19/20)
	43	Western Carolina vs Piedmont (12/28/19)
	41	Samford vs UVa-Wise (11/13/19)
	41	Mercer vs Milligan (12/28/19)
Field goal attempts	85	UNC Greensboro vs Samford (02/09/20)
	80	The Citadel vs Piedmont (12/10/19)
	79	Samford at Morehead State (11/05/19)
	79	Mercer vs Milligan (12/28/19)
	79	ETSU vs Mars Hill (12/29/19)
Field goal percentage	.698 (37-53)	VMI vs Christendom (11/20/19)
	.661 (39-59)	Wofford vs North Greenville (12/13/19)
	.649 (37-57)	Samford at Houston Baptist (12/07/19)
	.644 (38-59)	Furman vs Columbia Int'l (11/22/19)
	.643 (27-42)	Mercer at ETSU (01/29/20)
3-Pt FG made	19	Wofford vs North Greenville (12/13/19)
	18	VMI vs Stetson (12/07/19)
	17	Furman at Elon (11/26/19)
	17	VMI vs Goucher (11/26/19)
	17	Chattanooga vs Samford (01/11/20)
	17	Furman vs Samford (01/22/20)
3-Pt FG attempts	45	The Citadel at NC State (12/22/19)
	45	UNC Greensboro at Wofford (01/04/20)
	41	Furman at Alabama (11/19/19)
	41	The Citadel at Longwood (12/19/19)
	40	VMI vs Goucher (11/26/19)
	40	Wofford at North Carolina (12/15/19)
3-Pt percentage	.619 (13-21)	Samford at Houston Baptist (12/07/19)
	.615 (16-26)	VMI vs Christendom (11/20/19)
	.600 (9-15)	The Citadel vs UNC Asheville (11/09/19)
	.600 (6-10)	Mercer at UNC Greensboro (01/01/20)
	.594 (19-32)	Wofford vs North Greenville (12/13/19)
Free throws made	31	ETSU at VMI (02/15/20)
	28	ETSU vs Delaware State (11/23/19)
	26	Samford at Houston Baptist (12/07/19)
	26	ETSU at UNC Greensboro (01/08/20)
	26	Western Carolina vs Mercer (01/11/20)
	26	Wofford at VMI (02/05/20)
Free throw attempts	43	Wofford at VMI (02/05/20)
	36	ETSU vs Delaware State (11/23/19)
	35	Western Carolina vs Mercer (01/11/20)
	35	ETSU at VMI (02/15/20)
	34	Western Carolina at Jacksonville (11/21/19)
Free throw percentage	1.000 (13-13)	Wofford vs William & Mary (11/12/19)

	1.000	(6-6)	VMI vs Christendom (11/20/19)
	1.000	(6-6)	Wofford at Samford (01/08/20)
	1.000	(5-5)	VMI vs Samford (01/04/20)
	1.000	(4-4)	Chattanooga vs Wofford (01/15/20)
	1.000	(2-2)	Chattanooga at The Citadel (02/19/20)
Rebounds	57		The Citadel vs Carver (12/07/19)
	56		ETSU vs Mars Hill (12/29/19)
	53		The Citadel vs Brevard (11/26/19)
	52		Samford vs Auburn Montgomery (12/03/19)
	50		Western Carolina vs Piedmont (12/28/19)
Assists	30		Furman vs Samford (01/22/20)
	30		Mercer vs Samford (02/19/20)
	29		Chattanooga vs Tennessee Wesleyan (12/08/19)
	28		Chattanooga vs Samford (01/11/20)
	27		Wofford vs North Greenville (12/13/19)
Steals	23		UNC Greensboro vs William Peace (12/28/19)
	20		ETSU vs Milligan (12/15/19)
	18		Samford vs Auburn Montgomery (12/03/19)
	17		VMI vs Goucher (11/26/19)
	17		Mercer vs Milligan (12/28/19)
	17		ETSU vs Mars Hill (12/29/19)
	17		UNC Greensboro vs Mercer (01/01/20)
	17		UNC Greensboro at The Citadel (01/15/20)
Blocked shots	9		UNC Greensboro vs Western Carolina (02/12/20)
	8		UNC Greensboro vs Averett (11/11/19)
	8		The Citadel vs Brevard (11/26/19)
	8		UNC Greensboro vs Kennesaw State (12/04/19)
	7		Samford at Morehead State (11/05/19)
	7		ETSU vs Newberry (11/06/19)
	7		ETSU at UT Martin (11/09/19)
	7		Wofford vs High Point (11/09/19)
	7		UNC Greensboro vs Appalachian State (11/18/19)
	7		ETSU vs Delaware State (11/23/19)
	7		Mercer at Samford (01/18/20)
	7		UNC Greensboro vs Samford (02/09/20)
Turnovers	32		The Citadel vs UNC Greensboro (01/15/20)
	26		Samford vs Troy (11/23/19)
	24		Mercer at St. John's (11/06/19)
	24		Mercer at UNC Greensboro (01/01/20)
	24		Samford at UNC Greensboro (02/09/20)
Fouls	28		Mercer at St. John's (11/06/19)
	28		UNC Greensboro vs Kennesaw State (12/04/19)
	28		UNC Greensboro vs ETSU (01/08/20)
	28		VMI vs ETSU (02/15/20)
	27		Furman at Auburn (12/05/19)
	27		VMI vs Wofford (02/05/20)

2019-20 Southern Conference
Conference Individual Highs
Through games of Feb 21, 2020 (All games)

INDIVIDUAL PLAYER GAME HIGHS

Points	40		Jordan Lyons (Furman) at VMI (01/01/20)
	36		Greg Parham (VMI) at The Citadel (02/08/20)
	35		Josh Sharkey (Samford) vs Chattanooga (01/29/20)
	34		Djordje Dimitrijevic (Mercer) at Western Carolina (01/11/20)
	33		Jordan Lyons (Furman) at Alabama (11/19/19)
	33		Jordan Lyons (Furman) at Western Carolina (02/08/20)
Field goals made	14		Josh Sharkey (Samford) vs Chattanooga (01/29/20)
	13		Jeromy Rodriguez (ETSU) at The Citadel (12/04/19)
	13		Isaiah Miller (UNC Greensboro) vs Mercer (01/01/20)
	13		Greg Parham (VMI) at The Citadel (02/08/20)
	12		Isaiah Miller (UNC Greensboro) vs Kennesaw State (12/04/19)
	12		Isaiah Miller (UNC Greensboro) at Radford (12/07/19)
	12		Mike Bothwell (Furman) at Chattanooga (01/08/20)
	12		Isaiah Miller (UNC Greensboro) vs Chattanooga (01/18/20)
	12		Bo Hodges (ETSU) vs Chattanooga (01/25/20)
	12		Carlos Dotson (Western Carolina) at Wofford (02/15/20)
	12		Jeff Gary (Mercer) vs Samford (02/19/20)
Field goal attempts	25		Isaiah Miller (UNC Greensboro) vs Mercer (01/01/20)
	25		Isaiah Miller (UNC Greensboro) at Mercer (02/15/20)
	25		Nathan Hoover (Wofford) at UNC Greensboro (02/19/20)
	24		Josh Sharkey (Samford) at Morehead State (11/05/19)
	24		Josh Sharkey (Samford) vs Chattanooga (01/29/20)
Field goal percentage	1.000	(10-10)	Noah Gurley (Furman) vs Southern Wesleyan (11/15/19)
	.929	(13-14)	Greg Parham (VMI) at The Citadel (02/08/20)
	.917	(11-12)	Chevez Goodwin (Wofford) at The Citadel (01/29/20)
	.909	(10-11)	Carlos Dotson (Western Carolina) vs Chattanooga (12/03/19)
	.909	(10-11)	James Glisson III (Mercer) vs Samford (02/19/20)
3-Pt FG made	10		Jordan Lyons (Furman) at VMI (01/01/20)
	8		Onno Steger (Western Carolina) at The Citadel (01/04/20)
	8		Jeff Gary (Mercer) vs Samford (02/19/20)
	7		Patrick Good (ETSU) at UT Martin (11/09/19)
	7		Deandre Thomas (Samford) vs Troy (11/23/19)
	7		Isaiah Bigelow (Wofford) vs North Greenville (12/13/19)
	7		Onno Steger (Western Carolina) vs Furman (02/08/20)
	7		Matt Ryan (Chattanooga) at The Citadel (02/19/20)
3-Pt FG attempts	16		Jordan Lyons (Furman) at Alabama (11/19/19)
	15		Kaiden Rice (The Citadel) at NC State (12/22/19)
	14		Kaiden Rice (The Citadel) at Longwood (12/19/19)
	13		Angelo Allegri (UNC Greensboro) at Wofford (01/04/20)
	13		Matt Ryan (Chattanooga) at Samford (01/29/20)
	13		Nathan Hoover (Wofford) at UNC Greensboro (02/19/20)
3-Pt percentage	1.000	(6-6)	Greg Parham (VMI) at The Citadel (02/08/20)
	1.000	(5-5)	Stefan Kenic (Chattanooga) vs Samford (01/11/20)
	.875	(7-8)	Isaiah Bigelow (Wofford) vs North Greenville (12/13/19)
	.857	(6-7)	Matt Ryan (Chattanooga) vs Samford (01/11/20)
	.833	(10-12)	Jordan Lyons (Furman) at VMI (01/01/20)
	.833	(5-6)	Clay Mounce (Furman) vs Loyola Chicago (11/08/19)
	.833	(5-6)	Fletcher Abee (The Citadel) vs UNC Asheville (11/09/19)
	.833	(5-6)	David Jean-Baptiste (Chattanooga) vs South Alabama (11/15/19)
	.833	(5-6)	Daivien Williamson (ETSU) at Little Rock (11/30/19)
	.833	(5-6)	Kamdyn Curfman (VMI) at Virginia Tech (12/21/19)
	.833	(5-6)	Matt Halvorsen (Western Carolina) vs Piedmont (12/28/19)
Free throws made	13		Jordan Lyons (Furman) at Alabama (11/19/19)
	13		Kaelon Harris (The Citadel) at Longwood (12/19/19)
	12		Mason Faulkner (Western Carolina) vs Chattanooga (12/03/19)

	12	Djordje Dimitrijevic (Mercer) at Western Carolina (01/11/20)
	11	Mason Faulkner (Western Carolina) at Stetson (11/24/19)
	11	Josh Sharkey (Samford) vs Auburn Montgomery (12/03/19)
	11	Chevez Goodwin (Wofford) at VMI (02/05/20)
	11	Daivien Williamson (ETSU) at VMI (02/15/20)
Free throw attempts	20	Chevez Goodwin (Wofford) at VMI (02/05/20)
	16	Mason Faulkner (Western Carolina) vs Chattanooga (12/03/19)
	15	Noah Gurley (Furman) vs UNC Greensboro (01/11/20)
	15	Carlos Dotson (Western Carolina) at UNC Greensboro (02/12/20)
	14	Kaelon Harris (The Citadel) at Longwood (12/19/19)
	14	Djordje Dimitrijevic (Mercer) at Western Carolina (01/11/20)
Free throw percentage	1.000 (13-13)	Jordan Lyons (Furman) at Alabama (11/19/19)
	1.000 (11-11)	Daivien Williamson (ETSU) at VMI (02/15/20)
	1.000 (10-10)	Nathan Hoover (Wofford) at Western Carolina (01/25/20)
	1.000 (9-9)	Garrett Gilkeson (VMI) vs Western Carolina (01/08/20)
	1.000 (9-9)	Nathan Hoover (Wofford) vs The Citadel (01/11/20)
	1.000 (9-9)	Matt Ryan (Chattanooga) at Samford (01/29/20)
	1.000 (9-9)	Brandon Austin (Samford) vs Furman (02/12/20)
	1.000 (8-8)	Lucas N'Guessan (ETSU) vs Southern Utah (11/24/19)
	1.000 (8-8)	Jalen Dupree (Samford) at Houston Baptist (12/07/19)
	1.000 (8-8)	Jordan Lyons (Furman) at VMI (01/01/20)
	1.000 (8-8)	Eddie Davis III (The Citadel) at VMI (01/18/20)
	1.000 (8-8)	Jalen Dupree (Samford) vs Western Carolina (02/05/20)
	1.000 (8-8)	Matt Ryan (Chattanooga) at Wofford (02/08/20)
	1.000 (8-8)	Stefan Kenic (Chattanooga) vs VMI (02/12/20)
	1.000 (8-8)	Mason Faulkner (Western Carolina) vs VMI (02/19/20)
Rebounds	20	James Dickey (UNC Greensboro) at Mercer (02/15/20)
	17	Tyler Creammer (VMI) vs UC Davis (11/17/19)
	16	Jeromy Rodriguez (ETSU) at The Citadel (12/04/19)
	16	Ethan Stair (Mercer) at UNCW (12/16/19)
	16	James Dickey (UNC Greensboro) vs Samford (02/09/20)
Assists	15	Josh Sharkey (Samford) at Houston Baptist (12/07/19)
	15	Josh Sharkey (Samford) vs Alabama (12/18/19)
	14	Josh Sharkey (Samford) vs Troy (11/23/19)
	11	Tyson Batiste (The Citadel) at Southeast Missouri (11/19/19)
	10	Josh Sharkey (Samford) vs Kentucky Wesleyan (11/07/19)
	10	Mason Faulkner (Western Carolina) vs North Carolina A&T (11/12/19)
	10	Djordje Dimitrijevic (Mercer) vs Furman (12/20/19)
	10	Mason Faulkner (Western Carolina) at The Citadel (01/04/20)
	10	Josh Sharkey (Samford) at VMI (01/04/20)
	10	Mason Faulkner (Western Carolina) at Furman (01/15/20)
	10	Daivien Williamson (ETSU) at Chattanooga (02/05/20)
	10	Djordje Dimitrijevic (Mercer) vs Samford (02/19/20)
Steals	9	Isaiah Miller (UNC Greensboro) vs Mercer (01/01/20)
	8	Tray Boyd III (ETSU) vs Mars Hill (12/29/19)
	7	Mohammed Abdulsalam (UNC Greensboro) at Georgetown (11/30/19)
	7	Josh Sharkey (Samford) vs Auburn Montgomery (12/03/19)
	6	Keyshaun Langley (UNC Greensboro) vs Averett (11/11/19)
	6	Djordje Dimitrijevic (Mercer) at Georgia Southern (11/19/19)
	6	Tray Boyd III (ETSU) vs Delaware State (11/23/19)
	6	Josh Sharkey (Samford) at South Dakota State (11/27/19)
	6	Josh Sharkey (Samford) at Hawaii (12/15/19)
	6	Isaiah Miller (UNC Greensboro) at Furman (01/11/20)
Blocked shots	5	Mohammed Abdulsalam (UNC Greensboro) vs Western Carolina (02/12/20)
	4	Chevez Goodwin (Wofford) vs High Point (11/09/19)
	4	James Dickey (UNC Greensboro) vs Appalachian State (11/18/19)
	4	Logan Dye (Samford) vs Manhattan (11/19/19)
	4	Onno Steger (Western Carolina) at Jacksonville (11/21/19)

	4	James Dickey (UNC Greensboro) vs Kennesaw State (12/04/19)
	4	Maciej Bender (Mercer) vs Furman (12/20/19)
	4	James Dickey (UNC Greensboro) vs Northern Kentucky (12/21/19)
	4	Jake Stephens (VMI) at USC Upstate (12/29/19)
	4	Chevez Goodwin (Wofford) vs The Citadel (01/11/20)
	4	Derek Webster Jr. (The Citadel) vs VMI (02/08/20)
	4	Kyrin Galloway (UNC Greensboro) vs Samford (02/09/20)
	4	Maciej Bender (Mercer) vs Samford (02/19/20)
	4	Jake Stephens (VMI) at Western Carolina (02/19/20)
Turnovers	10	Josh Sharkey (Samford) at The Citadel (02/15/20)
	9	Josh Sharkey (Samford) vs UNC Greensboro (01/25/20)
	8	Josh Sharkey (Samford) at South Dakota State (11/27/19)
	8	Josh Sharkey (Samford) at Georgetown (12/21/19)
	8	Josh Sharkey (Samford) vs The Citadel (01/01/20)
	8	Josh Sharkey (Samford) at Furman (01/22/20)

2019-20 Southern Conference
CONFERENCE BASKETBALL STATISTICS
Through games of Feb 21, 2020 (Conference games only)

SCORING OFFENSE	G	W-L	Pts	Avg/G
1. UNC Greensboro	15	12-3	1154	76.9
2. Western Carolina	15	8-7	1140	76.0
3. Chattanooga	15	8-7	1129	75.3
4. Furman	15	12-3	1123	74.9
5. ETSU	15	13-2	1102	73.5
6. Wofford	15	8-7	1085	72.3
7. Mercer	15	8-7	1069	71.3
8. VMI	15	3-12	1049	69.9
9. Samford	15	3-12	1043	69.5
10. The Citadel	15	0-15	1032	68.8

SCORING DEFENSE	G	Pts	Avg/G
1. ETSU	15	962	64.1
2. UNC Greensboro	15	1016	67.7
3. Furman	15	1021	68.1
4. Wofford	15	1035	69.0
5. Mercer	15	1046	69.7
6. Chattanooga	15	1061	70.7
7. VMI	15	1132	75.5
8. Western Carolina	15	1155	77.0
9. The Citadel	15	1235	82.3
10. Samford	15	1263	84.2

SCORING MARGIN	G	Offense	Defense	Margin
1. ETSU	15	73.5	64.1	+9.3
2. UNC Greensboro	15	76.9	67.7	+9.2
3. Furman	15	74.9	68.1	+6.8
4. Chattanooga	15	75.3	70.7	+4.5
5. Wofford	15	72.3	69.0	+3.3
6. Mercer	15	71.3	69.7	+1.5
7. Western Carolina	15	76.0	77.0	-1.0
8. VMI	15	69.9	75.5	-5.5
9. The Citadel	15	68.8	82.3	-13.5
10. Samford	15	69.5	84.2	-14.7

FREE THROW PCT	G	FTM	FTA	Pct.
1. Samford	15	246	312	.788
2. Chattanooga	15	181	241	.751
3. Mercer	15	158	212	.745
4. Western Carolina	15	229	321	.713
5. VMI	15	156	219	.712
6. ETSU	15	227	324	.701
7. Wofford	15	165	244	.676
8. The Citadel	15	189	282	.670
9. Furman	15	186	280	.664
10. UNC Greensboro	15	179	283	.633

FIELD GOAL PERCENTAGE	G	FGM	FGA	Pct.
1. Furman	15	400	839	.477
2. Mercer	15	398	842	.473
3. Chattanooga	15	407	862	.472
4. ETSU	15	388	832	.466
5. Wofford	15	395	865	.457
6. Western Carolina	15	387	848	.456
7. UNC Greensboro	15	425	979	.434
8. The Citadel	15	361	857	.421
9. VMI	15	373	902	.414
10. Samford	15	357	865	.413

FIELD GOAL PCT DEFENSE	G	FGM	FGA	Pct.
1. Mercer	15	371	871	.426
2. Wofford	15	363	844	.430
3. Western Carolina	15	413	944	.438
4. ETSU	15	340	777	.438
5. UNC Greensboro	15	349	795	.439
6. Furman	15	373	847	.440
7. VMI	15	369	826	.447
8. Chattanooga	15	397	866	.458
9. The Citadel	15	446	940	.474
10. Samford	15	470	981	.479

3-POINT FG PCT	G	3FGM	3FGA	Pct.
1. Western Carolina	15	137	374	.366
2. Chattanooga	15	134	369	.363
3. Mercer	15	115	324	.355
4. Furman	15	137	390	.351
5. VMI	15	147	443	.332
6. UNC Greensboro	15	125	390	.321
7. Wofford	15	130	413	.315
8. ETSU	15	99	317	.312
9. Samford	15	83	272	.305
10. The Citadel	15	121	406	.298

3-POINT FG PCT DEFENSE	G	3FGM	3FGA	Pct.
1. Chattanooga	15	99	329	.301
2. Western Carolina	15	125	412	.303
3. Wofford	15	125	406	.308
4. Mercer	15	111	355	.313
5. Furman	15	114	362	.315
6. ETSU	15	94	294	.320
7. VMI	15	120	359	.334
8. UNC Greensboro	15	111	320	.347
9. The Citadel	15	146	398	.367
10. Samford	15	183	463	.395

REBOUNDING OFFENSE	G	Rebounds	Avg/G
1. Western Carolina	15	560	37.3
2. UNC Greensboro	15	545	36.3
3. Mercer	15	531	35.4
4. Samford	15	524	34.9
5. VMI	15	521	34.7
6. ETSU	15	515	34.3
7. Chattanooga	15	513	34.2
8. Wofford	15	485	32.3
9. Furman	15	467	31.1
10. The Citadel	15	459	30.6

REBOUNDING DEFENSE	G	Rebounds	Avg/G
1. ETSU	15	462	30.8
2. Chattanooga	15	464	30.9
3. Wofford	15	481	32.1
4. Mercer	15	486	32.4
5. Western Carolina	15	501	33.4
6. Furman	15	515	34.3
7. UNC Greensboro	15	535	35.7
8. VMI	15	544	36.3
9. Samford	15	556	37.1
10. The Citadel	15	576	38.4

2019-20 Southern Conference
CONFERENCE BASKETBALL STATISTICS
Through games of Feb 21, 2020 (Conference games only)

REBOUNTING MARGIN	G	Team	Avg.	Opp.	Avg.	Margin
1. Western Carolina	15	560	37.3	501	33.4	+3.9
2. ETSU	15	515	34.3	462	30.8	+3.5
3. Chattanooga	15	513	34.2	464	30.9	+3.3
4. Mercer	15	531	35.4	486	32.4	+3.0
5. UNC Greensboro	15	545	36.3	535	35.7	+0.7
6. Wofford	15	485	32.3	481	32.1	+0.3
7. VMI	15	521	34.7	544	36.3	-1.5
8. Samford	15	524	34.9	556	37.1	-2.1
9. Furman	15	467	31.1	515	34.3	-3.2
10. The Citadel	15	459	30.6	576	38.4	-7.8

BLOCKED SHOTS	G	No.	Avg/G
1. UNC Greensboro	15	60	4.0
2. Samford	15	52	3.5
3. Mercer	15	48	3.2
4. ETSU	15	45	3.0
5. The Citadel	15	42	2.8
6. Furman	15	39	2.6
7. Wofford	15	37	2.5
8. VMI	15	27	1.8
9. Western Carolina	15	24	1.6
10. Chattanooga	15	21	1.4

ASSISTS	G	No.	Avg/G
1. VMI	15	228	15.2
2. Furman	15	221	14.7
3. Chattanooga	15	218	14.5
4. Mercer	15	211	14.1
5. Western Carolina	15	206	13.7
6. The Citadel	15	197	13.1
7. Wofford	15	194	12.9
8. ETSU	15	191	12.7
9. UNC Greensboro	15	183	12.2
10. Samford	15	147	9.8

STEALS	G	No.	Avg/G
1. UNC Greensboro	15	157	10.5
2. ETSU	15	118	7.9
3. Furman	15	110	7.3
4. Samford	15	92	6.1
5. Mercer	15	88	5.9
6. The Citadel	15	87	5.8
7. Wofford	15	86	5.7
-7. VMI	15	86	5.7
9. Chattanooga	15	68	4.5
10. Western Carolina	15	64	4.3

TURNOVER MARGIN	G	Team	Avg.	Opp.	Avg.	Margin
1. UNC Greensboro	15	172	11.5	285	19.0	+7.5
2. ETSU	15	168	11.2	216	14.4	+3.2
3. Furman	15	184	12.3	223	14.9	+2.6
4. Wofford	15	181	12.1	197	13.1	+1.1
5. VMI	15	193	12.9	185	12.3	-0.5
6. Chattanooga	15	177	11.8	158	10.5	-1.3
7. The Citadel	15	232	15.5	194	12.9	-2.5
8. Samford	15	236	15.7	194	12.9	-2.8
9. Mercer	15	222	14.8	175	11.7	-3.1
10. Western Carolina	15	207	13.8	145	9.7	-4.1

ASSIST/TURNOVER RATIO	G	Ast.	Avg.	T/O	Avg.	Ratio
1. Chattanooga	15	218	14.5	177	11.8	1.2
2. Furman	15	221	14.7	184	12.3	1.2
3. VMI	15	228	15.2	193	12.9	1.2
4. ETSU	15	191	12.7	168	11.2	1.1
5. Wofford	15	194	12.9	181	12.1	1.1
6. UNC Greensboro	15	183	12.2	172	11.5	1.1
7. Western Carolina	15	206	13.7	207	13.8	1.0
8. Mercer	15	211	14.1	222	14.8	1.0
9. The Citadel	15	197	13.1	232	15.5	0.8
10. Samford	15	147	9.8	236	15.7	0.6

OFFENSIVE REBOUNDS	G	No.	Avg/G
1. UNC Greensboro	15	187	12.5
2. ETSU	15	155	10.3
3. VMI	15	154	10.3
4. Samford	15	151	10.1
5. Western Carolina	15	140	9.3
6. Mercer	15	129	8.6
7. Chattanooga	15	121	8.1
8. Wofford	15	114	7.6
9. Furman	15	111	7.4
10. The Citadel	15	105	7.0

DEFENSIVE REBOUNDS	G	No.	Avg/G
1. Western Carolina	15	420	28.0
2. Mercer	15	402	26.8
3. Chattanooga	15	392	26.1
4. Samford	15	373	24.9
5. Wofford	15	371	24.7
6. VMI	15	367	24.5
7. ETSU	15	360	24.0
8. UNC Greensboro	15	358	23.9
9. Furman	15	356	23.7
10. The Citadel	15	354	23.6

DEFENSIVE REB PCT.	G	D-Reb	Opp. OR	D-Reb%
1. Chattanooga	15	392	107	.786
2. Wofford	15	371	112	.768
3. ETSU	15	360	117	.755
4. Western Carolina	15	420	137	.754
5. Mercer	15	402	151	.727
6. VMI	15	367	140	.724
7. UNC Greensboro	15	358	139	.720
8. Furman	15	356	140	.718
9. The Citadel	15	354	156	.694
10. Samford	15	373	168	.689

OFFENSIVE REB PCT.	G	O-Reb	Opp. DR	O-Reb%
1. UNC Greensboro	15	187	396	.321
2. ETSU	15	155	345	.310
3. Samford	15	151	388	.280
4. Mercer	15	129	335	.278
5. Western Carolina	15	140	364	.278
6. VMI	15	154	404	.276
7. Chattanooga	15	121	357	.253
8. Wofford	15	114	369	.236
9. Furman	15	111	375	.228
10. The Citadel	15	105	420	.200

2019-20 Southern Conference
CONFERENCE BASKETBALL STATISTICS
Through games of Feb 21, 2020 (Conference games only)

<u>3-POINT FG MADE</u>	<u>G</u>	<u>No.</u>	<u>Avg/G</u>
1. VMI	15	147	9.8
2. Furman	15	137	9.1
-2. Western Carolina	15	137	9.1
4. Chattanooga	15	134	8.9
5. Wofford	15	130	8.7
6. UNC Greensboro	15	125	8.3
7. The Citadel	15	121	8.1
8. Mercer	15	115	7.7
9. ETSU	15	99	6.6
10. Samford	15	83	5.5

2019-20 Southern Conference
CONFERENCE BASKETBALL STATISTICS
Through games of Feb 21, 2020 (Conference games only)

Team	Conference	Pct.	PF	PA	Overall	Pct.	PF	PA	Current unbeaten streak
ETSU	13-2	.867	73.5	64.1	13-2	.867	73.5	64.1	ETSU -- 6
UNC Greensboro	12-3	.800	76.9	67.7	12-3	.800	76.9	67.7	UNC Greensboro -- 5
Furman	12-3	.800	74.9	68.1	12-3	.800	74.9	68.1	Chattanooga -- 1
Western Carolina	8-7	.533	76.0	77.0	8-7	.533	76.0	77.0	Mercer -- 1
Chattanooga	8-7	.533	75.3	70.7	8-7	.533	75.3	70.7	VMI -- 1
Wofford	8-7	.533	72.3	69.0	8-7	.533	72.3	69.0	
Mercer	8-7	.533	71.3	69.7	8-7	.533	71.3	69.7	
VMI	3-12	.200	69.9	75.5	3-12	.200	69.9	75.5	
Samford	3-12	.200	69.5	84.2	3-12	.200	69.5	84.2	
The Citadel	0-15	.000	68.8	82.3	0-15	.000	68.8	82.3	

TEAM SUMMARIES	G	PF-PA	Avg score	Margin	FG-FGA	Pct.	3FG-FGA	Pct.	FT-FTA	Pct.	RebF	RebA	Margin
Chattanooga	15	1129-1061	75.3-70.7	+4.5	407-862	.472	134-369	.363	181-241	.751	513	464	+3.3
ETSU	15	1102-962	73.5-64.1	+9.3	388-832	.466	99-317	.312	227-324	.701	515	462	+3.5
Furman	15	1123-1021	74.9-68.1	+6.8	400-839	.477	137-390	.351	186-280	.664	467	515	-3.2
Mercer	15	1069-1046	71.3-69.7	+1.5	398-842	.473	115-324	.355	158-212	.745	531	486	+3.0
Samford	15	1043-1263	69.5-84.2	-14.7	357-865	.413	83-272	.305	246-312	.788	524	556	-2.1
The Citadel	15	1032-1235	68.8-82.3	-13.5	361-857	.421	121-406	.298	189-282	.670	459	576	-7.8
UNC Greensboro	15	1154-1016	76.9-67.7	+9.2	425-979	.434	125-390	.321	179-283	.633	545	535	+0.7
VMI	15	1049-1132	69.9-75.5	-5.5	373-902	.414	147-443	.332	156-219	.712	521	544	-1.5
Western Carolina	15	1140-1155	76.0-77.0	-1.0	387-848	.456	137-374	.366	229-321	.713	560	501	+3.9
Wofford	15	1085-1035	72.3-69.0	+3.3	395-865	.457	130-413	.315	165-244	.676	485	481	+0.3

ATTENDANCE	Home	Average	Away	Average	Neutral	Average	Total	Average
Chattanooga	7-19485	2784	8-22124	2766	0-0	0	15-41609	2774
ETSU	8-41490	5186	7-18126	2589	0-0	0	15-59616	3974
Furman	7-15850	2264	8-20714	2589	0-0	0	15-36564	2438
Mercer	8-25015	3127	7-15593	2228	0-0	0	15-40608	2707
Samford	7-3791	542	8-19415	2427	0-0	0	15-23206	1547
The Citadel	8-10017	1252	7-19623	2803	0-0	0	15-29640	1976
UNC Greensboro	8-26841	3355	7-18753	2679	0-0	0	15-45594	3040
VMI	7-11381	1626	8-20715	2589	0-0	0	15-32096	2140
Western Carolina	7-17608	2515	8-14956	1870	0-0	0	15-32564	2171
Wofford	8-17040	2130	7-18499	2643	0-0	0	15-35539	2369
Totals	75-188518	2514	75-188518	2514	0-0	0	150-377036	2514

2019-20 Southern Conference
INDIVIDUAL BASKETBALL STATISTICS
Through games of Feb 21, 2020 (Conference games only)

To be ranked, a player must appear in at least 75.0% of their team's games.

SCORING								REBOUNDING							
	Cl	G	FG	3FG	FT	Pts	Avg/G		Cl	G	Off	Def	Total	Avg/G	
1. Isaiah Miller-UNCG	Jr	15	122	15	40	299	19.9	1. Carlos Dotson-WCU	Sr	14	45	112	157	11.2	
2. Djordje Dimitrijevic-MER	Sr	14	89	39	51	268	19.1	2. James Dickey-UNCG	Sr	15	47	106	153	10.2	
3. Jordan Lyons-FUR	Sr	15	85	46	61	277	18.5	3. Ethan Stair-MER	Sr	15	26	93	119	7.9	
4. Mason Faulkner-WCU	Jr	15	79	29	82	269	17.9	4. Jalen Dupree-SAM	Sr	15	39	76	115	7.7	
5. Carlos Dotson-WCU	Sr	14	99	0	48	246	17.6	5. Robert Allen-SAM	So	15	26	83	109	7.3	
6. Nathan Hoover-WOF	Sr	15	87	41	48	263	17.5	6. Lucas N'Guessan-ETSU	Sr	15	27	69	96	6.4	
7. Josh Sharkey-SAM	Sr	15	84	21	69	258	17.2	-6. Chevez Goodwin-WOF	Jr	15	34	62	96	6.4	
-7. Matt Ryan-UTC	Sr	15	87	43	41	258	17.2	8. Kaelon Harris-CIT	Sr	14	20	69	89	6.4	
9. Ramon Vila-UTC	Jr	15	93	0	29	215	14.3	9. Maciej Bender-MER	Jr	15	26	67	93	6.2	
10. Chevez Goodwin-WOF	Jr	15	90	0	30	210	14.0	10. Bo Hodges-ETSU	Jr	14	14	71	85	6.1	
-10. Onno Steger-WCU	Sr	15	68	45	29	210	14.0	11. Garrett Gilkeson-VMI	Sr	15	22	69	91	6.1	
12. Robert Allen-SAM	So	15	77	16	36	206	13.7	-11. Clay Mounce-FUR	Jr	15	26	65	91	6.1	
13. Tray Boyd III-ETSU	Sr	15	67	36	29	199	13.3	13. Mason Faulkner-WCU	Jr	15	13	72	85	5.7	
14. Noah Gurley-FUR	So	15	76	8	34	194	12.9	14. Ramon Vila-UTC	Jr	15	36	44	80	5.3	
15. Kaelon Harris-CIT	Sr	14	61	12	46	180	12.9	15. Isaiah Miller-UNCG	Jr	15	29	50	79	5.3	
16. Clay Mounce-FUR	Jr	15	72	25	23	192	12.8	16. Isaiah Tisdale-ETSU	Sr	15	27	50	77	5.1	
17. Kaiden Rice-CIT	Jr	15	63	39	23	188	12.5	17. Matt Ryan-UTC	Sr	15	8	66	74	4.9	
18. David Jean-Baptiste-UTC	Jr	15	72	26	17	187	12.5	18. Onno Steger-WCU	Sr	15	24	48	72	4.8	
19. Ethan Stair-MER	Sr	15	70	20	23	183	12.2	-18. Jalen Slawson-FUR	So	15	24	48	72	4.8	
-19. Travis Eeve-VMI	Fr	15	61	30	31	183	12.2	20. Rod Johnson-UTC	Jr	13	11	50	61	4.7	
21. Garrett Gilkeson-VMI	Sr	15	56	25	43	180	12.0								
22. Brandon Austin-SAM	Sr	14	51	27	38	167	11.9								
-22. Bo Hodges-ETSU	Jr	14	63	6	35	167	11.9								
24. Fletcher Abee-CIT	Fr	15	57	37	26	177	11.8								
25. Jeff Gary-MER	Jr	15	63	31	17	174	11.6								
26. Jalen Dupree-SAM	Sr	15	59	2	44	164	10.9								
27. Greg Parham-VMI	Jr	15	63	24	11	161	10.7								
28. Mike Bothwell-FUR	So	15	54	21	27	156	10.4								
29. Lucas N'Guessan-ETSU	Sr	15	57	2	37	153	10.2								
30. Daivien Williamson-ETSU	So	15	52	12	36	152	10.1								

FIELD GOAL PCT						ASSISTS				
	Cl	G	FGM	FGA	Pct.		Cl	G	No.	Avg/G
1. Chevez Goodwin-WOF	Jr	15	90	130	.692	1. Mason Faulkner-WCU	Jr	15	85	5.7
2. Lucas N'Guessan-ETSU	Sr	15	57	85	.671	2. Josh Sharkey-SAM	Sr	15	84	5.6
3. Carlos Dotson-WCU	Sr	14	99	157	.631	3. Tyson Batiste-CIT	Sr	15	73	4.9
4. Ramon Vila-UTC	Jr	15	93	148	.628	4. Storm Murphy-WOF	Jr	15	61	4.1
5. James Dickey-UNCG	Sr	15	56	97	.577	5. Djordje Dimitrijevic-MER	Sr	14	55	3.9
6. Jalen Dupree-SAM	Sr	15	59	113	.522	6. Greg Parham-VMI	Jr	15	56	3.7
7. Clay Mounce-FUR	Jr	15	72	140	.514	7. Alex Hunter-FUR	Jr	15	52	3.5
8. Noah Gurley-FUR	So	15	76	149	.510	8. Garrett Gilkeson-VMI	Sr	15	49	3.3
9. Jordan Lyons-FUR	Sr	15	85	170	.500	9. Isaiah Tisdale-ETSU	Sr	15	44	2.9
-9. Maciej Bender-MER	Jr	15	52	104	.500	10. Maurice Commander-UTC	So	14	40	2.9
11. Ethan Stair-MER	Sr	15	70	143	.490	11. David Jean-Baptiste-UTC	Jr	15	42	2.8
12. Mike Bothwell-FUR	So	15	54	111	.486	12. Isaiah Miller-UNCG	Jr	15	39	2.6
13. Daivien Williamson-ETSU	So	15	52	108	.481	13. Mike Bothwell-FUR	So	15	38	2.5
14. Isaiah Tisdale-ETSU	Sr	15	50	104	.481	14. Bo Hodges-ETSU	Jr	14	34	2.4
15. Onno Steger-WCU	Sr	15	68	145	.469	15. Ethan Stair-MER	Sr	15	35	2.3
						-15. Malik Massey-UNCG	Sr	15	35	2.3
						-15. Daivien Williamson-ETSU	So	15	35	2.3

2019-20 Southern Conference
INDIVIDUAL BASKETBALL STATISTICS
Through games of Feb 21, 2020 (Conference games only)

FREE THROW PCT					
	Cl	G	FTM	FTA	Pct.
1. Matt Ryan-UTC	Sr	15	41	43	.953
2. Brandon Austin-SAM	Sr	14	38	41	.927
3. Nathan Hoover-WOF	Sr	15	48	52	.923
4. Djordje Dimitrijevic-MER	Sr	14	51	59	.864
5. Daivien Williamson-ETSU	So	15	36	42	.857
6. Jalen Dupree-SAM	Sr	15	44	52	.846
7. Travis Eeve-VMI	Fr	15	31	38	.816
8. Josh Sharkey-SAM	Sr	15	69	87	.793
9. Jordan Lyons-FUR	Sr	15	61	78	.782
10. Mason Faulkner-WCU	Jr	15	82	106	.774
11. Garrett Gilkeson-VMI	Sr	15	43	56	.768
12. Kaelon Harris-CIT	Sr	14	46	66	.697
13. Robert Allen-SAM	So	15	36	52	.692
14. Bo Hodges-ETSU	Jr	14	35	52	.673
15. Lucas N'Guessan-ETSU	Sr	15	37	56	.661

STEALS				
	Cl	G	No.	Avg/G
1. Isaiah Miller-UNCG	Jr	15	53	3.5
2. Josh Sharkey-SAM	Sr	15	31	2.1
3. Bo Hodges-ETSU	Jr	14	24	1.7
4. Djordje Dimitrijevic-MER	Sr	14	21	1.5
-4. Patrick Good-ETSU	Jr	14	21	1.5
6. Isaiah Tisdale-ETSU	Sr	15	21	1.4
-6. Ethan Stair-MER	Sr	15	21	1.4
8. Malik Massey-UNCG	Sr	15	20	1.3
-8. Mike Bothwell-FUR	So	15	20	1.3
10. Keyshaun Langley-UNCG	Fr	15	19	1.3
-10. Travis Eeve-VMI	Fr	15	19	1.3
12. Tray Boyd III-ETSU	Sr	15	18	1.2
-12. Tre Clark-FUR	Jr	15	18	1.2
-12. Jordan Lyons-FUR	Sr	15	18	1.2
15. Garrett Gilkeson-VMI	Sr	15	17	1.1
-15. Fletcher Abee-CIT	Fr	15	17	1.1

3-POINT FG PCT					
	Cl	G	3FG	FGA	Pct.
1. Onno Steger-WCU	Sr	15	45	95	.474
2. Jordan Lyons-FUR	Sr	15	46	110	.418
3. Greg Parham-VMI	Jr	15	24	58	.414
4. Djordje Dimitrijevic-MER	Sr	14	39	97	.402
5. Jeff Gary-MER	Jr	15	31	79	.392
6. Mike Bothwell-FUR	So	15	21	54	.389
7. Matt Halvorsen-WCU	Jr	15	35	91	.385
8. Alex Hunter-FUR	Jr	15	29	76	.382
9. Matt Ryan-UTC	Sr	15	43	113	.381
10. Brandon Austin-SAM	Sr	14	27	72	.375
11. Clay Mounce-FUR	Jr	15	25	68	.368
12. Keyshaun Langley-UNCG	Fr	15	18	49	.367
13. David Jean-Baptiste-UTC	Jr	15	26	71	.366
14. Garrett Gilkeson-VMI	Sr	15	25	69	.362
15. Josh Sharkey-SAM	Sr	15	21	58	.362

3-POINT FG MADE				
	Cl	G	3FG	Avg/G
1. Jordan Lyons-FUR	Sr	15	46	3.1
2. Onno Steger-WCU	Sr	15	45	3.0
3. Matt Ryan-UTC	Sr	15	43	2.9
4. Djordje Dimitrijevic-MER	Sr	14	39	2.8
5. Nathan Hoover-WOF	Sr	15	41	2.7
6. Kaiden Rice-CIT	Jr	15	39	2.6
7. Fletcher Abee-CIT	Fr	15	37	2.5
8. Tray Boyd III-ETSU	Sr	15	36	2.4
9. Matt Halvorsen-WCU	Jr	15	35	2.3
10. Jeff Gary-MER	Jr	15	31	2.1
11. Travis Eeve-VMI	Fr	15	30	2.0
12. Mason Faulkner-WCU	Jr	15	29	1.9
-12. Alex Hunter-FUR	Jr	15	29	1.9
14. Brandon Austin-SAM	Sr	14	27	1.9
15. Kamdyn Curfman-VMI	Fr	15	27	1.8

BLOCKED SHOTS				
	Cl	G	No.	Avg/G
1. Maciej Bender-MER	Jr	15	24	1.6
2. James Dickey-UNCG	Sr	15	21	1.4
3. Robert Allen-SAM	So	15	20	1.3
4. Jalen Slawson-FUR	So	15	18	1.2
5. Lucas N'Guessan-ETSU	Sr	15	16	1.1
-5. Messiah Jones-WOF	Fr	15	16	1.1
7. Jalen Dupree-SAM	Sr	15	14	0.9
8. Chevez Goodwin-WOF	Jr	15	13	0.9
9. Derek Webster Jr.-CIT	Jr	14	11	0.8
10. Bo Hodges-ETSU	Jr	14	10	0.7
11. Jake Stephens-VMI	So	15	10	0.7
-11. Mohammed Abdulsalam-UNCG	So	15	10	0.7
13. Stephen Clark-CIT	Fr	13	8	0.6
14. Victor Bafutto-MER	So	15	9	0.6
15. Logan Dye-SAM	So	15	7	0.5
-15. Clay Mounce-FUR	Jr	15	7	0.5

ASSIST/TURNOVER RATIO					
	Cl	G	Ast.	T/O	Ratio
1. Alex Hunter-FUR	Jr	15	52	23	2.3
2. Garrett Gilkeson-VMI	Sr	15	49	23	2.1
3. Storm Murphy-WOF	Jr	15	61	32	1.9
4. Greg Parham-VMI	Jr	15	56	31	1.8
5. Mason Faulkner-WCU	Jr	15	85	53	1.6
6. Tyson Batiste-CIT	Sr	15	73	46	1.6
7. Djordje Dimitrijevic-MER	Sr	14	55	37	1.5
8. Josh Sharkey-SAM	Sr	15	84	94	0.9

2019-20 Southern Conference
INDIVIDUAL BASKETBALL STATISTICS
Through games of Feb 21, 2020 (Conference games only)

OFFENSIVE REBOUNDS	Cl	G	No.	Avg/G
1. Carlos Dotson-WCU	Sr	14	45	3.2
2. James Dickey-UNCG	Sr	15	47	3.1
3. Jalen Dupree-SAM	Sr	15	39	2.6
4. Ramon Vila-UTC	Jr	15	36	2.4
5. Chevez Goodwin-WOF	Jr	15	34	2.3
6. Messiah Jones-WOF	Fr	15	30	2.0
7. Isaiah Miller-UNCG	Jr	15	29	1.9
8. Isaiah Tisdale-ETSU	Sr	15	27	1.8
-8. Lucas N'Guessan-ETSU	Sr	15	27	1.8
10. Clay Mounce-FUR	Jr	15	26	1.7
-10. Robert Allen-SAM	So	15	26	1.7
-10. Maciej Bender-MER	Jr	15	26	1.7
-10. Ethan Stair-MER	Sr	15	26	1.7
14. Kaleb Hunter-UNCG	So	13	22	1.7
15. Vonnie Patterson-ETSU	Jr	15	24	1.6
-15. Onno Steger-WCU	Sr	15	24	1.6
-15. Jalen Slawson-FUR	So	15	24	1.6

DEFENSIVE REBOUNDS	Cl	G	No.	Avg/G
1. Carlos Dotson-WCU	Sr	14	112	8.0
2. James Dickey-UNCG	Sr	15	106	7.1
3. Ethan Stair-MER	Sr	15	93	6.2
4. Robert Allen-SAM	So	15	83	5.5
5. Bo Hodges-ETSU	Jr	14	71	5.1
6. Jalen Dupree-SAM	Sr	15	76	5.1
7. Kaelon Harris-CIT	Sr	14	69	4.9
8. Mason Faulkner-WCU	Jr	15	72	4.8
9. Lucas N'Guessan-ETSU	Sr	15	69	4.6
-9. Garrett Gilkeson-VMI	Sr	15	69	4.6
11. Maciej Bender-MER	Jr	15	67	4.5
12. Matt Ryan-UTC	Sr	15	66	4.4
13. Clay Mounce-FUR	Jr	15	65	4.3
14. Chevez Goodwin-WOF	Jr	15	62	4.1
15. Rod Johnson-UTC	Jr	13	50	3.8

MINUTES PLAYED	Cl	G	No.	Avg/G
1. Djordje Dimitrijevic-MER	Sr	14	492	35.1
2. Nathan Hoover-WOF	Sr	15	522	34.8
3. Jordan Lyons-FUR	Sr	15	511	34.1
4. Fletcher Abee-CIT	Fr	15	510	34.0
5. Mason Faulkner-WCU	Jr	15	507	33.8
-5. Garrett Gilkeson-VMI	Sr	15	507	33.8
7. Ethan Stair-MER	Sr	15	504	33.6
8. Robert Allen-SAM	So	15	503	33.5
9. Brandon Austin-SAM	Sr	14	460	32.9
10. Matt Halvorsen-WCU	Jr	15	492	32.8

2019-20 Southern Conference
Conference Team Highs
Through games of Feb 21, 2020 (Conference games only)

TEAM HIGHS (highest totals made by)

Points	106	Mercer vs Samford (02/19/20)
	105	Chattanooga vs Samford (01/11/20)
	101	Furman vs Samford (01/22/20)
	98	Wofford vs UNC Greensboro (01/04/20)
	97	Western Carolina at VMI (01/08/20)
Margin	40 (106-66)	Mercer vs Samford (02/19/20)
	38 (105-67)	Chattanooga vs Samford (01/11/20)
	28 (95-67)	UNC Greensboro vs Samford (02/09/20)
	25 (88-63)	ETSU vs Samford (01/15/20)
	24 (78-54)	Furman at The Citadel (01/25/20)
	24 (80-56)	Wofford vs Samford (02/01/20)
Field goals made	24 (91-67)	ETSU vs The Citadel (02/12/20)
	44	Mercer vs Samford (02/19/20)
	40	Chattanooga vs Samford (01/11/20)
	39	Chattanooga at The Citadel (02/19/20)
	38	Furman vs Samford (01/22/20)
Field goal attempts	37	UNC Greensboro vs Samford (02/09/20)
	85	UNC Greensboro vs Samford (02/09/20)
	78	UNC Greensboro at Wofford (01/04/20)
	76	VMI vs Western Carolina (01/08/20)
	74	UNC Greensboro at The Citadel (01/15/20)
Field goal percentage	74	VMI vs Mercer (01/25/20)
	.643 (27-42)	Mercer at ETSU (01/29/20)
	.611 (44-72)	Mercer vs Samford (02/19/20)
	.600 (27-45)	Chattanooga at Wofford (02/08/20)
	.580 (29-50)	Wofford vs Chattanooga (02/08/20)
3-Pt FG made	.571 (28-49)	Furman at VMI (01/01/20)
	.571 (28-49)	Furman vs Mercer (02/05/20)
	17	Chattanooga vs Samford (01/11/20)
	17	Furman vs Samford (01/22/20)
	16	VMI vs Samford (01/04/20)
	15	Western Carolina at The Citadel (01/04/20)
	14	UNC Greensboro at Wofford (01/04/20)
	14	Wofford vs UNC Greensboro (01/04/20)
	14	Chattanooga at Samford (01/29/20)
	14	Western Carolina vs Furman (02/08/20)
3-Pt FG attempts	14	Furman at Samford (02/12/20)
	14	Mercer vs Samford (02/19/20)
	45	UNC Greensboro at Wofford (01/04/20)
	39	Furman vs Samford (01/22/20)
	39	VMI vs Mercer (01/25/20)
3-Pt percentage	39	UNC Greensboro at Western Carolina (01/29/20)
	38	VMI vs Samford (01/04/20)
	.600 (6-10)	Mercer at UNC Greensboro (01/01/20)
	.563 (9-16)	ETSU vs UNC Greensboro (02/01/20)
	.548 (17-31)	Chattanooga vs Samford (01/11/20)
Free throws made	.542 (13-24)	Furman at VMI (01/01/20)
	.538 (14-26)	Furman at Samford (02/12/20)
	31	ETSU at VMI (02/15/20)
	26	ETSU at UNC Greensboro (01/08/20)
	26	Western Carolina vs Mercer (01/11/20)
Free throw attempts	26	Wofford at VMI (02/05/20)
	25	Samford vs Mercer (01/18/20)
	43	Wofford at VMI (02/05/20)
	35	Western Carolina vs Mercer (01/11/20)

	35		ETSU at VMI (02/15/20)
	33		ETSU at UNC Greensboro (01/08/20)
	33		UNC Greensboro vs Wofford (02/19/20)
Free throw percentage	1.000	(6-6)	Wofford at Samford (01/08/20)
	1.000	(5-5)	VMI vs Samford (01/04/20)
	1.000	(4-4)	Chattanooga vs Wofford (01/15/20)
	1.000	(2-2)	Chattanooga at The Citadel (02/19/20)
	.958	(23-24)	Chattanooga vs VMI (02/12/20)
Rebounds	48		UNC Greensboro vs Samford (02/09/20)
	47		Western Carolina at VMI (01/08/20)
	46		VMI vs The Citadel (01/18/20)
	45		ETSU at The Citadel (12/04/19)
	45		Chattanooga vs The Citadel (01/22/20)
	45		UNC Greensboro at Mercer (02/15/20)
Assists	30		Furman vs Samford (01/22/20)
	30		Mercer vs Samford (02/19/20)
	28		Chattanooga vs Samford (01/11/20)
	26		Chattanooga at Samford (01/29/20)
	23		Furman at Samford (02/12/20)
Steals	17		UNC Greensboro vs Mercer (01/01/20)
	17		UNC Greensboro at The Citadel (01/15/20)
	16		UNC Greensboro at Furman (01/11/20)
	13		ETSU at Furman (01/04/20)
	13		Furman at The Citadel (01/25/20)
	13		UNC Greensboro vs The Citadel (02/05/20)
	13		UNC Greensboro vs Samford (02/09/20)
Blocked shots	9		UNC Greensboro vs Western Carolina (02/12/20)
	7		Mercer at Samford (01/18/20)
	7		UNC Greensboro vs Samford (02/09/20)
	6		UNC Greensboro vs VMI (11/24/19)
	6		Mercer vs Furman (12/20/19)
	6		ETSU vs Wofford (01/01/20)
	6		Samford at Chattanooga (01/11/20)
	6		Wofford vs The Citadel (01/11/20)
	6		The Citadel vs Furman (01/25/20)
	6		UNC Greensboro at Samford (01/25/20)
	6		Samford vs UNC Greensboro (01/25/20)
	6		UNC Greensboro vs The Citadel (02/05/20)
	6		Samford at The Citadel (02/15/20)
	6		UNC Greensboro vs Wofford (02/19/20)
Turnovers	32		The Citadel vs UNC Greensboro (01/15/20)
	24		Mercer at UNC Greensboro (01/01/20)
	24		Samford at UNC Greensboro (02/09/20)
	21		Samford at Furman (01/22/20)
	21		The Citadel vs Furman (01/25/20)
	21		The Citadel at UNC Greensboro (02/05/20)
	21		Mercer vs UNC Greensboro (02/15/20)
Fouls	28		UNC Greensboro vs ETSU (01/08/20)
	28		VMI vs ETSU (02/15/20)
	27		VMI vs Wofford (02/05/20)
	25		The Citadel at Samford (01/01/20)
	25		Mercer at Western Carolina (01/11/20)
	25		The Citadel at Wofford (01/11/20)
	25		Mercer vs ETSU (02/08/20)

2019-20 Southern Conference
Conference Individual Highs
Through games of Feb 21, 2020 (Conference games only)

INDIVIDUAL PLAYER GAME HIGHS

Points	40	Jordan Lyons (Furman) at VMI (01/01/20)
	36	Greg Parham (VMI) at The Citadel (02/08/20)
	35	Josh Sharkey (Samford) vs Chattanooga (01/29/20)
	34	Djordje Dimitrijevic (Mercer) at Western Carolina (01/11/20)
	33	Jordan Lyons (Furman) at Western Carolina (02/08/20)
Field goals made	14	Josh Sharkey (Samford) vs Chattanooga (01/29/20)
	13	Jeromy Rodriguez (ETSU) at The Citadel (12/04/19)
	13	Isaiah Miller (UNC Greensboro) vs Mercer (01/01/20)
	13	Greg Parham (VMI) at The Citadel (02/08/20)
	12	Mike Bothwell (Furman) at Chattanooga (01/08/20)
	12	Isaiah Miller (UNC Greensboro) vs Chattanooga (01/18/20)
	12	Bo Hodges (ETSU) vs Chattanooga (01/25/20)
	12	Carlos Dotson (Western Carolina) at Wofford (02/15/20)
	12	Jeff Gary (Mercer) vs Samford (02/19/20)
Field goal attempts	25	Isaiah Miller (UNC Greensboro) vs Mercer (01/01/20)
	25	Isaiah Miller (UNC Greensboro) at Mercer (02/15/20)
	25	Nathan Hoover (Wofford) at UNC Greensboro (02/19/20)
	24	Josh Sharkey (Samford) vs Chattanooga (01/29/20)
	23	Isaiah Miller (UNC Greensboro) at Wofford (01/04/20)
	23	Isaiah Miller (UNC Greensboro) vs Chattanooga (01/18/20)
Field goal percentage	.929 (13-14)	Greg Parham (VMI) at The Citadel (02/08/20)
	.917 (11-12)	Chevez Goodwin (Wofford) at The Citadel (01/29/20)
	.909 (10-11)	Carlos Dotson (Western Carolina) vs Chattanooga (12/03/19)
	.909 (10-11)	James Glisson III (Mercer) vs Samford (02/19/20)
	.900 (9-10)	Ramon Vila (Chattanooga) vs VMI (02/12/20)
3-Pt FG made	10	Jordan Lyons (Furman) at VMI (01/01/20)
	8	Onno Steger (Western Carolina) at The Citadel (01/04/20)
	8	Jeff Gary (Mercer) vs Samford (02/19/20)
	7	Onno Steger (Western Carolina) vs Furman (02/08/20)
	7	Matt Ryan (Chattanooga) at The Citadel (02/19/20)
3-Pt FG attempts	13	Angelo Allegri (UNC Greensboro) at Wofford (01/04/20)
	13	Matt Ryan (Chattanooga) at Samford (01/29/20)
	13	Nathan Hoover (Wofford) at UNC Greensboro (02/19/20)
	12	Jordan Lyons (Furman) at VMI (01/01/20)
	12	Onno Steger (Western Carolina) at The Citadel (01/04/20)
	12	Jordan Lyons (Furman) vs Samford (01/22/20)
	12	Fletcher Abee (The Citadel) vs Furman (01/25/20)
	12	Onno Steger (Western Carolina) vs Furman (02/08/20)
	12	Matt Ryan (Chattanooga) at The Citadel (02/19/20)
3-Pt percentage	1.000 (6-6)	Greg Parham (VMI) at The Citadel (02/08/20)
	1.000 (5-5)	Stefan Kenic (Chattanooga) vs Samford (01/11/20)
	.857 (6-7)	Matt Ryan (Chattanooga) vs Samford (01/11/20)
	.833 (10-12)	Jordan Lyons (Furman) at VMI (01/01/20)
	.800 (8-10)	Jeff Gary (Mercer) vs Samford (02/19/20)
Free throws made	12	Mason Faulkner (Western Carolina) vs Chattanooga (12/03/19)
	12	Djordje Dimitrijevic (Mercer) at Western Carolina (01/11/20)
	11	Chevez Goodwin (Wofford) at VMI (02/05/20)
	11	Daivien Williamson (ETSU) at VMI (02/15/20)
	10	Mason Faulkner (Western Carolina) vs Mercer (01/11/20)
	10	Nathan Hoover (Wofford) at Western Carolina (01/25/20)
	10	Carlos Dotson (Western Carolina) at UNC Greensboro (02/12/20)
	10	Matt Ryan (Chattanooga) at Furman (02/15/20)
Free throw attempts	20	Chevez Goodwin (Wofford) at VMI (02/05/20)
	16	Mason Faulkner (Western Carolina) vs Chattanooga (12/03/19)
	15	Noah Gurley (Furman) vs UNC Greensboro (01/11/20)

	15	Carlos Dotson (Western Carolina) at UNC Greensboro (02/12/20)
	14	Djordje Dimitrijevic (Mercer) at Western Carolina (01/11/20)
Free throw percentage	1.000 (11-11)	Daivien Williamson (ETSU) at VMI (02/15/20)
	1.000 (10-10)	Nathan Hoover (Wofford) at Western Carolina (01/25/20)
	1.000 (9-9)	Garrett Gilkeson (VMI) vs Western Carolina (01/08/20)
	1.000 (9-9)	Nathan Hoover (Wofford) vs The Citadel (01/11/20)
	1.000 (9-9)	Matt Ryan (Chattanooga) at Samford (01/29/20)
	1.000 (9-9)	Brandon Austin (Samford) vs Furman (02/12/20)
	1.000 (8-8)	Jordan Lyons (Furman) at VMI (01/01/20)
	1.000 (8-8)	Eddie Davis III (The Citadel) at VMI (01/18/20)
	1.000 (8-8)	Jalen Dupree (Samford) vs Western Carolina (02/05/20)
	1.000 (8-8)	Matt Ryan (Chattanooga) at Wofford (02/08/20)
	1.000 (8-8)	Stefan Kenic (Chattanooga) vs VMI (02/12/20)
	1.000 (8-8)	Mason Faulkner (Western Carolina) vs VMI (02/19/20)
Rebounds	20	James Dickey (UNC Greensboro) at Mercer (02/15/20)
	16	Jeromy Rodriguez (ETSU) at The Citadel (12/04/19)
	16	James Dickey (UNC Greensboro) vs Samford (02/09/20)
	15	Ethan Stair (Mercer) at ETSU (01/29/20)
	14	Jalen Dupree (Samford) vs Wofford (01/08/20)
	14	Carlos Dotson (Western Carolina) at Chattanooga (02/01/20)
	14	Carlos Dotson (Western Carolina) at Samford (02/05/20)
	14	Matt Ryan (Chattanooga) at Furman (02/15/20)
Assists	10	Djordje Dimitrijevic (Mercer) vs Furman (12/20/19)
	10	Mason Faulkner (Western Carolina) at The Citadel (01/04/20)
	10	Josh Sharkey (Samford) at VMI (01/04/20)
	10	Mason Faulkner (Western Carolina) at Furman (01/15/20)
	10	Daivien Williamson (ETSU) at Chattanooga (02/05/20)
	10	Djordje Dimitrijevic (Mercer) vs Samford (02/19/20)
Steals	9	Isaiah Miller (UNC Greensboro) vs Mercer (01/01/20)
	6	Isaiah Miller (UNC Greensboro) at Furman (01/11/20)
	5	Sean Conway (VMI) vs Furman (01/01/20)
	5	Josh Sharkey (Samford) at Chattanooga (01/11/20)
	5	Bo Hodges (ETSU) vs Chattanooga (01/25/20)
Blocked shots	5	Mohammed Abdulsalam (UNC Greensboro) vs Western Carolina (02/12/20)
	4	Maciej Bender (Mercer) vs Furman (12/20/19)
	4	Chevez Goodwin (Wofford) vs The Citadel (01/11/20)
	4	Derek Webster Jr. (The Citadel) vs VMI (02/08/20)
	4	Kyrin Galloway (UNC Greensboro) vs Samford (02/09/20)
	4	Maciej Bender (Mercer) vs Samford (02/19/20)
	4	Jake Stephens (VMI) at Western Carolina (02/19/20)
Turnovers	10	Josh Sharkey (Samford) at The Citadel (02/15/20)
	9	Josh Sharkey (Samford) vs UNC Greensboro (01/25/20)
	8	Josh Sharkey (Samford) vs The Citadel (01/01/20)
	8	Josh Sharkey (Samford) at Furman (01/22/20)
	7	Mason Faulkner (Western Carolina) at VMI (01/08/20)
	7	Tyson Batiste (The Citadel) vs UNC Greensboro (01/15/20)
	7	Josh Sharkey (Samford) at ETSU (01/15/20)
	7	Josh Sharkey (Samford) at Wofford (02/01/20)
	7	Robert Allen (Samford) at UNC Greensboro (02/09/20)
	7	Josh Sharkey (Samford) at UNC Greensboro (02/09/20)
	7	Josh Sharkey (Samford) vs Furman (02/12/20)