

# Southern Conference Men's Basketball

702 North Pine Street, Spartanburg, SC 29303 • 864-591-5100 • Fax: 864-591-3448  
Phil Perry, Assistant Commissioner for Media Relations (MBK contact)



# 2017-18

#SoConHoops

facebook.com/SouthernConference

twitter.com/SoConSports

instagram.com/SouthernConference

## 2017-18 SoCON MEN'S BASKETBALL STANDINGS — (THROUGH GAMES JAN. 24, 2018)

	Conference					Overall					
	W-L	Pct.	H	A	ST	W-L	Pct.	H	A	N	ST
ETSU	8-0	1.000	4-0	4-0	W8	17-4	.810	10-1	7-3	0-0	W11
UNCG	6-1	.857	4-0	2-1	W4	15-5	.750	11-1	4-4	0-0	W4
Wofford	6-1	.857	4-0	2-1	W6	15-5	.750	10-1	4-4	1-0	W7
Furman	5-3	.625	3-1	2-2	L1	14-7	.667	9-2	3-5	2-0	L1
Western Carolina	4-3	.571	2-1	2-2	L1	8-11	.421	4-2	2-8	2-1	L1
Mercer	3-5	.375	2-1	1-4	L2	10-11	.476	7-1	2-8	1-2	L2
Samford	3-5	.375	2-2	1-3	L4	7-14	.333	6-3	1-11	0-0	L4
The Citadel	1-6	.143	1-2	0-4	L2	6-13	.316	5-4	1-9	0-0	L2
Chattanooga	1-7	.125	1-3	0-4	W1	7-14	.333	6-5	1-9	0-0	W1
VMI	1-7	.125	1-4	0-3	L1	6-13	.316	5-5	1-8	0-0	L1

## UPCOMING SCHEDULE (ALL TIMES EASTERN)

### Jan. 25 (Thursday)

Southern Wesleyan at Western Carolina, 7 p.m.

### Jan. 27 (Saturday)

\*Western Carolina at Furman, 4 p.m.

ESPN3

\*The Citadel at Mercer, 4 p.m.

ESPN3

\*VMI at Chattanooga, 5 p.m.

ESPN3

\*ETSU at Wofford, 7 p.m.

ESPN3

\*UNCG at Samford, 8 p.m.

ESPN3

### Jan. 29 (Monday)

\*ETSU at The Citadel, 6 p.m.

ESPN3

\*UNCG at Chattanooga, 7 p.m.

ESPN3

\*Western Carolina at Wofford, 7 p.m.

^Stadium

\*VMI at Samford, 8 p.m.

ESPN3

### Feb. 1 (Thursday)

\*Wofford at The Citadel, 6 p.m.

ESPN3

\*Samford at ETSU, 7 p.m.

ESPN3

\*VMI at UNCG, 7 p.m.

ESPN3

\*Furman at Mercer, 7:30 p.m.

ESPN3

\*Chattanooga at Western Carolina, 7:30 p.m.

ESPN3

### Feb. 3 (Saturday)

\*Furman at The Citadel, 1 p.m.

ESPN3

\*Chattanooga at ETSU, 4 p.m.

ESPN3

\*Wofford at Mercer, 4:40 p.m.

ESPN3

\*Samford at Western Carolina, 7:30 p.m.

ESPN3

### Feb. 7 (Wednesday)

\*UNCG at Furman, 7 p.m.

ESPN3

\*Samford at Wofford, 7 p.m.

ESPN3

### Feb. 8 (Thursday)

\*The Citadel at Chattanooga, 7 p.m.

ESPN3

\*Western Carolina at VMI, 7 p.m.

ESPN3

^Stadium affiliates on Page 8

## CONFERENCE NEWS AND NOTES

• Western Carolina's contest against Southern Wesleyan on Thursday is the league's final nonconference game of the regular season. SoCon teams are 67-59 against nonconference foes so far this season. A win would put Catamount coach Larry Hunter just two shy of 700 for his career.

• Four SoCon teams appear in this week's CollegeInsider.com Mid-Major Top 25, which is the most of any conference in the poll. ETSU (5), Furman (12), Wofford (13) and UNCG (18) represent the league in the poll, with the Spartans moving up two spots from last week.

• Wednesday's schedule saw league-leading ETSU down Mercer, the SoCon coaches' preseason favorite, and UNCG top media preseason favorite Furman.

• UNCG coach Wes Miller earned his 100th career win Thursday with the Spartans' 71-61 victory over the Paladins. Wofford coach Mike Young picked up his 150th career SoCon win in Saturday's 71-67 win over Chattanooga.

• Chattanooga picked up its first league win Thursday night, getting 21 points and 19 rebounds off the bench from Makinde London in its 78-71 win over Samford. Coupled with his 18 boards against Marshall on Dec. 5, London now has the top two rebounding games in the league this season.

• Mercer senior forward Stephon Jelks leads the league with six double-doubles on the season and has recorded four in a row in his last five games. Jelks, who leads the league in 3-point field-goal percentage at 49.2 on the season, reached the 1,000-point plateau in Saturday's overtime loss at UNCG.

• VMI's 88-81 win over rival The Citadel on Saturday was its sixth victory of the season, matching last season's total. The Keydets had four double-figure scorers for the first time this season.

• So far this season, SoCon games have either been tight affairs or blowouts, with not much in between. With 38 league games in the books so far, just 17 have been decided by single digits. The other 21 games were decided by an average of 20.0 points per game.

• All 10 SoCon teams are .500 or better at home for the season, and four teams have just one loss at home: ETSU, Mercer, UNCG and Wofford, who are a combined 38-4 on their home courts. Together, home teams are 24-14 so far in league play.

• Furman is 20-2 at home versus SoCon foes since the start of the 2015-16 season. UNCG is 25-5 at home over the last two years, including 11-2 at home in league play.

• Citadel juniors Zane Najdawi and Matt Frierson have caught fire in recent weeks. Najdawi has averaged 27.5 points and 7.3 rebounds per game over the last four games. Frierson has averaged 20.5 points and 5.3 3-pointers per game over the same stretch.

• Samford guard Justin Coleman is on pace to reach 199 assists by the conclusion of the 2017-18 campaign. Coleman's estimated total would rank as the second-highest in school history, trailing only Christen Cunningham's school-record mark of 225 from last year.

## SoCON PLAYER OF THE WEEK

### Justin Coleman, Jr., G Samford

Coleman averaged a double-double last week, scoring 20.0 points per game and dishing off 10.0 assists per contest against Wofford and Furman.

Against the Terriers on Thursday, Coleman scored 20 points, 17 of which came in the second half as the Bulldogs rallied from a late nine-point deficit to get within two in the final three seconds of a 93-89 loss. Coleman handed out 12 assists, good for his league-best third game of 10 assists or more this season, and pulled down four rebounds.

Two days later against Furman, Coleman again scored an even 20 points, giving him consecutive 20-point outings for the first time this season. He assisted on eight baskets and had two rebounds.

Coleman went 8-for-14 from the floor (57.1 percent) in both contests and was 5-for-6 (83.3 percent) from the free-throw line for the week. He totaled 20 assists against just eight turnovers and averaged 3.0 rebounds per game.



## CONFERENCE NEWS AND NOTES

### Coaching milestones

Three league coaches are approaching career win milestones. In addition to Mercer coach Bob Hoffman earning his 500th career victory last week and UNCG coach Wes Miller getting win No. 100 on Wednesday, Western Carolina coach Larry Hunter is also closing in history. Already having moved ahead of legendary NC State coach Everett Case on the SoCon's all-time wins list this season, Hunter needs three more to reach 700 overall for his career. He is 697-445 in 38 years on the sidelines.

### 1,000-point scorers

Four league players have hit the 1,000-point milestone for their careers so far this season. UNCG junior Francis Alonso reached the mark on Nov. 20 against Delaware, and Furman senior Daniel Fowler joined the club on Dec. 30 against VMI. ETSU senior Desonta Bradford reached 1,000 points on Jan. 13, also against VMI, and Mercer's Stephon Jelks hit the milestone on Jan. 20 against UNCG. Furman senior Devin Sibley, Samford senior Christen Cunningham and Wofford junior Fletcher Magee entered the season over 1,000 for their careers, giving the SoCon seven active players with at least 1,000 points. Mercer's Jordan Strawberry (974), UNCG's Marvin Smith (966) and The Citadel's Zane Najdawi (962) are also on pace to hit the mark within the next few weeks.

### Magee's double figures streak

Wofford's Fletcher Magee has scored in double figures in 65 consecutive contests, good for the second-longest active streak in NCAA Division I, according to research by STATS.

### One-possession games

This season, nine SoCon games out of 38 have been decided by one possession or gone to overtime (24 percent).

- In 2016, the league had 21 of 90 (23 percent) conference games decided by one possession.
- In 2015, the league had 23 of 90 (26 percent) conference games decided by one possession.
- In 2014, the league had 17 of 88 (19 percent) conference games decided by one possession.

### Sharpshooting Bulldogs

The Citadel finished second in Division I with 397 made 3-pointers last season, a SoCon record. The Bulldogs are on pace for approximately 362 3-pointers this season, which would be third in SoCon history. If it reaches that mark, The Citadel will have accomplished the top three 3-point totals in league history in the last three seasons, as it previously set the SoCon record with 363 in 2015-16.

### Ten wins before the New Year

For the second consecutive year, three SoCon teams had 10 wins at the turn of the calendar. This season, ETSU, Furman and UNCG were each 10-4 after games of Dec. 31. In 2016-17, it was ETSU, Samford and Chattanooga each with at least 10 wins before the New Year. Prior to last year, the league hadn't had three teams reach double digits in wins prior to January in at least 20 seasons, according to available research.

### The SoCon vs. the ACC

Wofford's 79-75 win over No. 5 North Carolina on Dec. 20 gave the SoCon three wins over Atlantic Coast Conference schools in a season for the first time since 2001-02. Also this year, Wofford has beaten Georgia Tech (63-60 on Dec. 6) and UNCG has beaten NC State (81-76 on Dec. 16). The only leagues to own more wins over the ACC this season are Power 5 conferences the Big 12, Big Ten and SEC, each with six.

### Close encounters

Southern Conference teams are 9-6 this season in nonconference games that have been decided by one possession or have gone into overtime. League teams have gone 42-44 in those games since the start of the 2013-14 season.

### Postseason experience

Four teams reached postseason play last season. ETSU won the SoCon Championship and the league's automatic bid to the NCAA tournament, where it fell in the first round to Florida. UNCG made its first NIT appearance since 2002, falling to Syracuse, while Furman and Samford participated in the Collegians.com Tournament, with the Paladins reaching the semifinals.

### Southern Conference Championship presented by General Shale

The 2018 Southern Conference Men's Basketball Championship presented by General Shale will take place March 2-5 at the U.S. Cellular Center in Asheville, North Carolina.

## SoCon COACHING RECORDS

Coach, school	Career (yrs.)	School (yrs.)	SoCon (yrs.)
Duggar Baucom, The Citadel	179-215 (13)	28-56 (3)	15-46 (4)
Steve Forbes, ETSU	68-24 (3)	Same	36-8 (3)
Bob Richey, Furman	14-8 (1)	Same	5-3 (1)
Bob Hoffman, Mercer	500-296 (24)	189-141 (10)	32-30 (4)
Wes Miller, UNCG	100-107 (7)	Same	59-51 (7)
Scott Padgett, Samford	54-68 (4)	Same	21-41 (4)
Lamont Paris, Chattanooga	7-14 (1)	Same	1-7 (1)
Dan Earl, VMI	21-58 (3)	Same	8-36 (3)
Larry Hunter, Western Carolina	697-445 (38)	188-221 (13)	108-113 (13)
Mike Young, Wofford	264-231 (16)	Same	151-118 (16)

## SoCon RECORD BOOK

### Coaching victories at SoCon school

1.	447	Bob McKillop, DAV	1992-2014
2.	264	<b>Mike Young, WOF</b>	<b>2002-present</b>
3.	243	Mack McCarthy, UTC	1985-97
		Burton Shipley, MD	1923-47
5.	230	Bill Reinhart, GW	1935-42; 49-66
6.	226	Eddie Cameron, Duke	1928-42
		Bobby Cremins, APP, CofC	1975-81; 2006-12
8.	223	Lyles Alley, FUR	1945-49; 50-66
9.	213	Les Robinson, CIT, ETSU	1974-90
10.	205	Murray Greason, WF	1935-53
11.	194	Norman Shepard, UNC, DAV	1923-24; 37-49
12.	188	<b>Larry Hunter, WCU</b>	<b>2005-present</b>
13.	187	Everett Case, NCSU	1946-53
14.	176	Lefty Driesell, DAV	1960-69

### Coaching wins per season (min. two seasons)

Avg.	Wins	Yrs.		
1.	26.7	187	7	Everett Case, NCSU 1946-53
2.	26.0	52	2	Ben Carnevale, UNC 1944-46
3.	24.3	146	6	Fred Schaus, WVU 1954-60
4.	23.8	95	4	John Kresse, CofC 1998-02
5.	22.7	68	3	<b>Steve Forbes, ETSU 2015-pr.</b>
6.	22.5	135	6	Murray Arnold, UTC 1979-85

### Career 3-point field goals made

1.	414	Stephen Curry, DAV	2006-09
2.	396	Andrew Goudelock, CofC	2007-11
3.	358	Donald Sims, APP	2007-11
4.	312	Karl Cochran, WOF	2011-15
5.	299	Ian Chadwick, WOF	1997-01
6.	295	Zach Urbanus, CIT	2007-11
7.	292	<b>Fletcher Magee, WOF</b>	<b>2015-pr.</b>
8.	278	Jack Robinson, WCU	2006-10
9.	273	Eric Webb, FUR	2004-07
10.	270	D.J. Thompson, APP	2003-06
		<b>256 Francis Alonso, UNCG</b>	<b>2015-pr.</b>

### Career 3-point percentage (min. 120 made)

Pct.	3FG-3FGA		
1.	49.3	223-452	Keith Jennings, ETSU 1989-91
2.	45.5	292-642	<b>Fletcher Magee, WOF 2015-pr.</b>
3.	45.2	126-279	Alan Puckett, CIT 1999-02
4.	45.0	146-324	Shawn Reid, FUT 1984-88
5.	44.9	136-303	<b>D. Denzel-Dyson, SAM 2016-pr.</b>
6.	44.7	159-356	Brandon Born, UTC 1991-95
7.	44.5	154-346	Derek Rucker, DAV 1985-88
8.	44.0	131-298	David Donerlson, WCU 1989-90
9.	43.4	190-438	Peter Anderer, DAV 2000-03
10.	43.3	256-591	<b>Francis Alonso, UNCG 2015-pr.</b>
11.	43.2	189-427	Kemp Phillips, APP 1987-90

### Career free-throw percentage (min. 200 made)

Pct.	FT-FTA		
1.	92.0	254-276	<b>Fletcher Magee, WOF 2015-pr.</b>
2.	89.3	358-401	Nik Cochran, DAV 2009-13
3.	89.2	545-611	Donald Sims, APP 2007-11
4.	88.9	281-316	Chad Copeland, UTC 1993-94
5.	87.6	479-857	Stephen Curry, DAV 2007-09
6.	86.7	254-293	<b>Francis Alonso, UNCG 2015-pr.</b>
7.	86.6	214-247	Johnny Mitchell, VMI 1967-69
8.	86.4	260-301	Greg White, MAR 1978-81
9.	86.1	490-569	Keith Jennings, ETSU 1988-91
10.	85.6	554-647	Greg Dennis, WCU 1979-82

### Career assists

1.	983	Keith Jennings, ETSU	1988-91
...			
8.	584	Courtney Eldridge, UNCG	1999-02
9.	542	Chris Alpert, DAV	1992-96
10.	538	Keegan Bell, UTC	2009-12

**514 Christen Cunningham, SAM 2014-pr.**

## ACTIVE SoCON LEADERS

### Points scored

1,663	Devin Sibley, Furman, Sr.
1,510	Fletcher Magee, Wofford, Jr.
1,307	Francis Alonso, UNCG, Jr.
1,283	Christen Cunningham, Samford, Sr.
1,081	Daniel Fowler, Furman, Sr.

### Points scored per game

17.81	Ria'n Holland, Mercer, Sr.
17.76	Fletcher Magee, Wofford, Jr.
15.56	Demetrius Denzel-Dyson, Samford, Sr.
14.67	Francis Alonso, UNCG, Jr.
13.63	Devin Sibley, Furman, Sr.

### Field-goal percentage (min. 240 made)

.586	Cameron Jackson, Wofford, Sr.
.580	Wyatt Walker, Samford, Jr.
.543	Matt Rafferty, Furman, Jr.
.485	Zane Najdawi, The Citadel, Jr.
.480	Demetrius Denzel-Dyson, Samford, Sr.

### 3-point field goals made

292	Fletcher Magee, Wofford, Jr.	(7)
256	Francis Alonso, UNCG, Jr.	
196	Devin Sibley, Furman, Sr.	
174	Matt Frierson, The Citadel, Jr.	
167	Marvin Smith, UNCG, Sr.	

### 3-point field-goal percentage (min. 120 made)

.455	Fletcher Magee, Wofford, Jr.	(2)
.449	Demetrius Denzel-Dyson, Samford, Sr.	(5)
.433	Francis Alonso, UNCG, Jr.	(10)
.410	Ria'n Holland, Mercer, Sr.	
.384	Devin Sibley, Furman, Sr.	

### Free-throw percentage (min. 110 made)

.920	Fletcher Magee, Wofford, Jr.	(1)
.867	Francis Alonso, UNCG, Jr.	(6)
.850	Demetre Rivers, Mercer, Sr.	
.844	Jordan Strawberry, Mercer, Sr.	
.840	Ria'n Holland, Mercer, Sr.	

(Number in parentheses indicates SoCon career rank)

### Rebounds

763	Stephon Jelks, Mercer, Sr.
531	Wyatt Walker, Samford, Jr.
494	Marvin Smith, UNCG, Sr.
491	Daniel Fowler, Furman, Sr.
478	Matt Rafferty, Furman, Jr.

### Rebounds per game (min. 280 rebounds)

7.81	Wyatt Walker, Samford, Jr.
7.60	James Dickey, UNCG, So.
6.73	Matt Rafferty, Furman, Jr.
6.47	Stephon Jelks, Mercer, Sr.
5.45	Marc Gosselin, Western Carolina, Jr.

### Blocked shots

114	Zane Najdawi, The Citadel, Jr.
101	Fred Iruafemi, VMI, Sr.
83	James Dickey, UNCG, So.
71	Cameron Jackson, Wofford, Sr.
66	Peter Jurkin, ETSU, Sr.
66	Eric Adams, Samford, R-Sr.

### Steals

141	Daniel Fowler, Furman, Sr.
119	Desonta Bradford, ETSU, Sr.
116	John Davis III, Furman, Sr.
108	Christen Cunningham, Samford, Sr.
100	Marvin Smith, UNCG, Sr.
100	Cameron Jackson, Wofford, Sr.

### Assists

514	Christen Cunningham, Samford, Sr.
414	Jordan Strawberry, Mercer, Sr.
325	Daniel Fowler, Furman, Sr.
310	Desonta Bradford, ETSU, Sr.
252	Demetrius Troy, UNCG, Jr.

### Assists per game (min. 150 assists)

4.67	Christen Cunningham, Samford, Sr.
4.35	Josh Sharkey, Samford, So.
3.45	Jordan Strawberry, Mercer, Sr.
3.42	Frankie Johnson, The Citadel, So.
3.21	Rodney Chatman, Chattanooga, So.

## TRIPLE THREATS – SoCON 3-POINT PROWESS

• The Citadel is fourth in NCAA Division I in made 3-pointers per game at 11.7, while Wofford is second in 3-point percentage at 43.7.

• Wofford junior guard Fletcher Magee is currently second in DI with 89 made 3-pointers and second with 4.45 per game. UNCG junior guard Francis Alonso's 69 3-pointers are good for 13th, while his 3.45 per game are good for 12th. Citadel junior Matt Frierson is 14th with 68 made 3s and seventh with 3.58 per game.

• Mercer senior forward Stephon Jelks – the league's active leader in career rebounds – leads the league with a 49.2 percentage this season, a mark that would rank 10th in league history.

### Single-season 3-point percentage, SoCon history

59.2	Keith Jennings, ETSU	1990-91
54.2	Quentin Moore, Western Carolina	1983-84
52.7	Joe Stafford, Western Carolina	1995-96
51.8	Keith Gray, Western Carolina	1988-89
50.5	Brendan Winters, Davidson	2002-03
49.7	Derek Rucker, Davidson	1986-87
49.62	Brandon Born, Chattanooga	1993-94
49.60	Keith Jennings, ETSU	1989-90
49.5	Ryan Nesbit, The Citadel	1988-89
48.8	Colby Wohlleb, Georgia Southern	2009-10

• Magee is second in SoCon annals with a career 3-point percentage of 45.5, while Samford senior guard Demetrius Denzel-Dyson is fifth all-time at 44.9 percent (see chart on previous page). UNCG's Alonso is 10th in league lore at 43.3 percent.

• Magee has 292 career 3s, good for seventh in SoCon history (see chart on previous page). Alonso (256) is on pace to move into the top 10 later this season.

• If Magee were to continue his current pace of 4.45 made 3s per game this season, he would finish the year with at least 345 for his career, putting him fourth in league annals behind Davidson's Stephen Curry (414), College of Charleston's Andrew Goudelock (396) and Appalachian State's Donald Sims (358). At 3.45 per game, Alonso is on pace to finish the season with approximately 297, which would slot him sixth behind Wofford's Ian Chadwick (299).

• Magee is on pace to finish with at least 142 3-pointers this season, a total that would trail only Curry's NCAA-record 162 in 2007-08 in SoCon history. Alonso and Frierson is also flirting with a spot in the top 10, as he's on pace for at nearly 111.

### Single-season 3-pointers, SoCon history

162	Stephen Curry, Davidson	2007-08
135	Stephen McDowell, Chattanooga	2008-09
131	Andrew Goudelock, Col. of Charleston	2010-11
130	Keith Veney, Marshall	1996-97
130	Stephen Curry, Davidson	2008-09
123	Donald Sims, Appalachian State	2009-10
122	Stephen Curry, Davidson	2006-07
118	Keddrick Mays, Chattanooga	2006-07
112	Fletcher Magee, Wofford	2016-17
111	Keith Veney, Marshall	1995-96

<b>89</b>	<b>Fletcher Magee, Wofford</b>	<b>2017-18</b>
<b>69</b>	<b>Francis Alonso, UNCG</b>	<b>2017-18</b>
<b>68</b>	<b>Matt Frierson, The Citadel</b>	<b>2017-18</b>

## SoCON PLAYERS OF THE WEEK

Nov. 14.....	Ria'n Holland, Sr., G, Mercer
Nov. 21.....	Fletcher Magee, Jr., G, Wofford
Nov. 28.....	Devin Sibley, Sr., G, Furman
Dec. 5.....	Francis Alonso, Jr., G, UNCG
Dec. 12.....	Fletcher Magee, Jr., G, Wofford
Dec. 19.....	Marvin Smith, Sr., F, UNCG
Jan. 2.....	Cameron Jackson, Jr., F, Wofford
Jan. 9.....	Peter Jurkin, Sr., C, ETSU
Jan. 16.....	Zane Najdawi, Jr., F, The Citadel
Jan. 23.....	Justin Coleman, Jr., G, Samford
Jan. 30.....	.....
Feb. 6.....	.....
Feb. 13.....	.....
Feb. 20.....	.....
Feb. 27.....	.....

## SoCON PLAYERS OF THE MONTH

November.....	Fletcher Magee, Jr., G, Wofford
December.....	Fletcher Magee, Jr., G, Wofford
January.....	.....
February.....	.....

## Preseason predictions

The Mercer Bears were the preseason favorites to win the league in balloting of the SoCon's 10 head coaches, while Furman was the media's pick to win the conference in 2017-18. The Paladins' Devin Sibley, the defending SoCon Player of the Year, was the preseason selection to win that award again in 2017-18.

### Preseason Player of the Year

Devin Sibley, Sr., G, Furman

### Preseason All-Southern Conference Team

Preston Parks, So., G, The Citadel  
 Desonta Bradford, Sr., G, ETSU  
 Daniel Fowler, Sr., G, Furman  
 Devin Sibley, Sr., G, Furman  
 Ria'n Holland, Sr., G, Mercer  
 Francis Alonso, Jr., G, UNCG  
 Demetrius Denzel-Dyson, Sr., F, Samford  
 Wyatt Walker, Jr., C, Samford  
 Cameron Jackson, Jr., F, Wofford  
 Fletcher Magee, Jr., G, Wofford

Coaches poll		Media poll	
Team (1st)	Total	Team (1st)	Total
1. Mercer (4)	71	1. Furman (8)	197
2. Samford (3)	70	2. Samford (4)	184
3. Furman (1)	65	3. UNCG (4)	183
4. ETSU (2)	64	4. ETSU (4)	178
5. UNCG	52	5. Wofford (2)	165
6. Wofford	43	6. Mercer (2)	154
7. The Citadel	27	7. Chattanooga	97
Chattanooga	27	8. The Citadel	70
9. Western Carolina	22	9. Western Carolina	66
10. VMI	9	10. VMI	26



## SoCon Specialty Stats Leaders

30-point games	Ovr.	SoCon
Fletcher Magee, WOF.....	4	1
Francis Alonso, UNCG.....	3	0
Ria'n Holland, Mercer.....	2	0
Matt Frierson, CIT.....	1	1
Zane Najdawi, CIT.....	1	1
Makale Foreman, UTC.....	1	1

20-point games	Ovr.	SoCon
Fletcher Magee, WOF.....	13	4
Devin Sibley, FUR.....	8	1
Ria'n Holland, MER.....	7	1
Makinde London, UTC.....	7	3
Francis Alonso, UNCG.....	6	2
Demetrius Denzel-Dyson, SAM.....	6	3
Zane Najdawi, CIT.....	5	4
Bubba Parham, VMI.....	5	3
Justin Coleman, SAM.....	4	3
Nat Dixon, UTC.....	4	4
Desonta Bradford, ETSU.....	3	0
Jalan McCloud, ETSU.....	3	2
Alex Thompson, SAM.....	3	1
Mike Amius, WCU.....	3	2
Matt Frierson, CIT.....	2	1
John Davis III, FUR.....	2	0
Desmond Ringer, MER.....	2	2
Randy Chatman, UTC.....	2	0
Austin Vereen, VMI.....	2	0
Cameron Jackson, WOF.....	2	1
Hayden Brown, CIT.....	1	0
Preston Parks, CIT.....	1	0
Tariq Simmons, CIT.....	1	0
Quayson Williams, CIT.....	1	0
Bo Hodges, ETSU.....	1	0
Devontavius Payne, ETSU.....	1	0
Daniel Fowler, FUR.....	1	1
Jordan Lyons, FUR.....	1	1
Matt Rafferty, FUR.....	1	0
Stephon Jelks, MER.....	1	0
Demetre Rivers, MER.....	1	0
Jordan Strawberry, MER.....	1	0
Marvin Smith, UNCG.....	1	1
Triston Chambers, SAM.....	1	1
Makale Foreman, UTC.....	1	1
Matt Halvorsen, WCU.....	1	1
Deriece Parks, WCU.....	1	0
Devin Peterson, WCU.....	1	0
Marcus Thomas, WCU.....	1	0
Nathan Hoover, WOF.....	1	1
Trevor Stumpe, WOF.....	1	1

10-rebound games	Ovr.	SoCon
Stephon Jelks, MER.....	7	4
Matt Rafferty, FUR.....	5	1
Desmond Ringer, MER.....	5	5
James Dickey, UNCG.....	4	0
Marc Gosselin, WCU.....	4	2
David Burrell, ETSU.....	3	0
Devin Sibley, FUR.....	3	2
Makinde London, UTC.....	3	1
Cameron Jackson, WOF.....	3	1
Desonta Bradford, ETSU.....	2	0
Peter Jurkin, ETSU.....	2	1
Marvin Smith, UNCG.....	2	1
Tyler Creamer, VMI.....	2	1
Zane Najdawi, CIT.....	1	1
Derek Webster Jr., CIT.....	1	0
Mladen Armus, ETSU.....	1	0
Jalen Williams, FUR.....	1	0
Jordan Strawberry, MER.....	1	0
Kyrin Galloway, UNCG.....	1	0
Jordy Kuiper, UNCG.....	1	0
Eric Adams, SAM.....	1	0
Demetrius Denzel-Dyson, SAM.....	1	0
Alex Thompson, SAM.....	1	1
James Lewis Jr., UTC.....	1	0
Mike Amius, WCU.....	1	1
Keve Aluma, WOF.....	1	0
Derrick Brooks, WOF.....	1	1

10+ assists	Ovr.	SoCon
Justin Coleman, SAM.....	3	2
Rodney Chatman, UTC.....	1	0

Double-doubles	Ovr.	SoCon
Stephon Jelks, MER.....	6	1
Matt Rafferty, FUR.....	4	1
Justin Coleman, SAM.....	3	2
Marc Gosselin, WCU.....	3	1
Desonta Bradford, ETSU.....	2	0
Devin Sibley, FUR.....	2	1
Desmond Ringer, MER.....	2	2
Marvin Smith, UNCG.....	2	1
Makinde London, UTC.....	2	1
Tyler Creamer, VMI.....	2	1
Cameron Jackson, WOF.....	2	1
Zane Najdawi, CIT.....	1	1
Derek Webster Jr., CIT.....	1	0
David Burrell, ETSU.....	1	0
Peter Jurkin, ETSU.....	1	1
James Dickey, UNCG.....	1	0
Eric Adams, SAM.....	1	0
Demetrius Denzel-Dyson, SAM.....	1	0
Alex Thompson, SAM.....	1	1
Rodney Chatman, UTC.....	1	0
James Lewis Jr., UTC.....	1	0
Mike Amius, WCU.....	1	1
Derrick Brooks, WOF.....	1	1

## MID-MAJOR TOP 25 (JAN. 22)

For the fourth straight week, the Southern Conference has four teams ranked in the Colleg Insider.com Mid-Major Top 25 this week, which is the most of any conference in the poll.

Colleg Insider.com Mid-Major Top 25	Rank	School (1st-place)	Record	Points	LW	Conf.
1.	Saint Mary's (28)	19-2	772	2	West Coast	
2.	Gonzaga	17-4	746	1	West Coast	
3.	New Mexico State	17-3	712	3	WAC	
4.	Louisiana	17-3	664	4	Sun Belt	
5.	ETSU	16-4	640	5	SoCon	
6.	South Dakota State	17-5	601	6	Summit	
7.	BYU	17-4	582	7	West Coast	
8.	Loyola Chicago	16-4	526	9	MVC	
9.	South Dakota	17-5	481	11	Summit	
10.	Stephen F. Austin	16-3	453	10	Southland	
11.	Buffalo	14-5	380	19	MAC	
12.	Furman	14-6	376	8	SoCon	
13.	Wofford	14-5	366	13	SoCon	
14.	Vermont	16-5	359	16	America East	
15.	Charleston	14-6	286	15	Colonial	
16.	Missouri State	15-6	251	12	MVC	
17.	UC Santa Barbara	14-5	221	18	Big West	
18.	UNCG	14-5	191	20	SoCon	
19.	Georgia Southern	14-6	159	14	Sun Belt	
20.	Albany	16-6	155	21	America East	
21.	Montana	14-5	153	24	Big Sky	
22.	Belmont	15-6	152	NR	Ohio Valley	
23.	Northern Kentucky	14-6	106	NR	Horizon	
24.	Northeastern	13-7	103	NR	Colonial	
25.	Wright State	15-6	67	25	Horizon	

## THE SoCon vs. RANKED TEAMS

Wofford's 79-75 win over No. 5 North Carolina on Dec. 20 was its first ever over a ranked opponent and the SoCon's first over a top-25 team since College of Charleston beat No. 21 Baylor on Nov. 24, 2012, by a score of 63-59. It was the league's first win over a top-five opponent since CofC beat No. 3 North Carolina on Dec. 5, 1998.

Southern Conference ranked wins since 1997-98	SoCon	Opp.	Score	Date
Wofford	#5 North Carolina	79-75	12/20/17	
Col. of Charleston	#21 Baylor	63-59	11/24/12	
Davidson	#12 Kansas	80-74	12/19/11	
Col. of Charleston	#9 North Carolina	82-79 (OT)	1/4/10	
#23 Davidson	#24 Gonzaga	82-76	3/21/08	
#23 Davidson	#2 Georgetown	74-70	3/23/08	
#23 Davidson	#6 Wisconsin	73-56	3/28/08	
Col. of Charleston	#3 North Carolina	66-64	12/5/98	

## NATIONAL RECOGNITION

### Lou Henson Award (top DI mid-major player)

**Preseason watch list**  
Devin Sibley, Furman, Sr., G  
Ria'n Holland, Mercer, Sr., G  
Wyatt Walker, Samford, Jr., C  
Fletcher Magee, Wofford, Jr., G

**Midseason watch list**  
Devin Sibley, Furman, Sr., G  
Fletcher Magee, Wofford, Jr., G

### Lute Olson Award (top DI player who has played at least two seasons)

**Midseason watch list**  
Fletcher Magee, Wofford, Jr., G

### Lute Olson Award National Player of the Week

Cameron Jackson, Wofford, Jr., F Dec. 25

## DECEMBER TO REMEMBER

It was a December to remember for the SoCon, which proved it can be a force on the national stage with a few big wins and several more near upsets. A time line of significant performances:

**Dec. 2:** Mercer takes Memphis to double overtime on the road before succumbing, 83-81. Jordan Strawberry's 3-point attempt at the buzzer goes long for the Bears.

**Dec. 5:** Samford, decimated by injuries this season, also flirts with knocking off the Tigers, falling 65-64 in Memphis. The Bulldogs hold a 64-60 lead with 18 seconds to go but see Memphis get a layup with 11 seconds left and a three-point play with 2.5 ticks left to steal the win.

**Dec. 6:** Wofford's Fletcher Magee hits a step-back 3-pointer with 1.9 seconds left to cap a 36-point effort as the Terriers down Georgia Tech, 63-60, for their first signature win in Jerry Richardson Indoor Stadium.

**Dec. 16:** UNCG picks up its first-ever win over NC State and just its third over an ACC opponent as the Spartans get 17 points from Francis Alonso and a double-double from Marvin Smith in an 81-76 win in Raleigh.

**Dec. 16:** That same day, ETSU has No. 10 Xavier on the ropes, leading by 22 early in the second half before seeing the Musketeers rally for the 68-66 win.

**Dec. 19:** Mercer nearly pulls off a miraculous comeback against Alabama, rallying from an eight-point deficit with 27 seconds left to put up what would have been a game-winning 3-pointer at the buzzer. Ria'n Holland's attempt is off the mark as the Crimson Tide escape, 80-79.

**Dec. 20:** Wofford picks up what might be the biggest upset of the season nationally, shocking No. 5 North Carolina, 79-75. The Terriers never trail in the second half and get 27 points from Fletcher Magee.

**Dec. 20:** At the same time Wofford is dropping UNC, Furman is putting a scare into No. 21 Tennessee, as the squads are tied at 61 in the final minute before the Vols finish the game on a 5-0 run. Devin Sibley has 22 points but is the only Paladin in double digits.

# SoCON vs. OTHER CONFERENCES

## America East (1-1)

11/24 Furman 78, New Hampshire 64  
(Nashville, Tenn.)  
12/2 UMBC 98, The Citadel 72

## American Athletic (0-4)

11/10 UCF 88, Mercer 79  
11/13 #12 Cincinnati 102, Western Carolina 51  
12/2 Memphis 83, Mercer 81 (2OT)  
12/5 Memphis 65, Samford 64

## Atlantic 10 (1-5)

11/14 Duquesne 77, VMI 61  
11/21 Massachusetts 85, Western Carolina 76  
11/29 ETSU 82, Fordham 77  
12/5 Davidson 74, VMI 51  
12/17 La Salle 95, Mercer 85  
12/22 VCU 75, VMI 65

## Atlantic Coast (3-9)

11/10 Virginia 60, UNCG 48  
11/10 NC State 102, VMI 67  
11/10 Clemson 85, Western Carolina 57  
11/12 Virginia Tech 132, The Citadel 93  
11/20 #1 Duke 92, Furman 63  
11/24 Wake Forest 81, UNCG 75  
11/24 Florida State 113, The Citadel 78  
12/6 #11 North Carolina 104, Western Carolina 61  
12/6 Wofford 63, Georgia Tech 60  
12/9 Clemson 81, Samford 59  
12/16 UNCG 81, NC State 76  
12/20 Wofford 79, #5 North Carolina 75

## Atlantic Sun (2-1)

11/19 Wofford 86, North Florida 83  
12/21 Kennesaw State 71, Samford 66  
12/28 Mercer 89, Kennesaw State 56

## Big 12 (0-1)

11/22 Texas Tech 79, Wofford 56

## Big East (0-2)

11/18 Butler 82, Furman 65  
12/16 #10 Xavier 68, ETSU 66

## Big South (10-7)

11/17 Mercer 63, Liberty 48  
11/18 VMI 78, Presbyterian 58  
11/18 The Citadel 79, High Point 77  
11/21 UNCG 71, Longwood 40  
11/26 UNC Asheville 85, Wofford 65  
11/28 Presbyterian 74, UNCG 72  
11/28 VMI 76, Charleston Southern 68  
11/29 Winthrop 93, Furman 74  
12/2 UNCG 75, Liberty 73 (3OT)  
12/2 Radford 63, VMI 50  
12/5 Furman 83, UNC Asheville 72  
12/9 VMI 81, Longwood 70  
12/14 Campbell 87, The Citadel 77  
12/17 Wofford 70, High Point 57  
(Asheville, N.C.)  
12/17 Western Carolina 76, UNC Asheville 72  
(Asheville, N.C.)  
12/19 UNC Asheville 67, UNCG 60  
12/19 High Point 72, Western Carolina 61

## Big Ten (0-2)

11/19 #14 Minnesota 92, Western Carolina 64  
12/19 Ohio State 94, The Citadel 65

## Colonial (8-1)

11/14 Furman 76, Elon 67  
11/18 Mercer 78, Drexel 59  
(Lynchburg, Va.)  
11/20 UNCG 79, Delaware 66  
11/25 Furman 78, Northeastern 67  
(Nashville, Tenn.)  
11/30 College of Charleston 69, Western Carolina 60  
12/5 The Citadel 84, James Madison 82  
12/7 UNCG 75, Elon 44  
12/13 UNCG 71, UNCW 58  
12/17 Furman 90, UNCW 84

## Conference USA (1-2)

11/13 UAB 89, Chattanooga 47  
12/5 Marshall 70, Chattanooga 66  
12/10 Chattanooga 64, Charlotte 50

## Horizon (2-1)

11/10 Northern Kentucky 81, ETSU 63  
12/6 ETSU 84, Northern Kentucky 71  
12/19 ETSU 81, Detroit Mercy 73

## Ivy (1-0)

1/10 Wofford 63, Harvard 62

## Metro Atlantic (0-1)

12/1 Marist 100, The Citadel 91

## Mid-American (0-1)

11/28 Akron 75, Chattanooga 70

## Mid-Eastern Athletic (4-1)

11/13 ETSU 76, Savannah State 61  
11/15 North Carolina A&T 92, The Citadel 73  
11/20 ETSU 81, Delaware State 57  
12/9 Furman 101, South Carolina State 72  
12/9 Mercer 82, Florida A&M 64

## Missouri Valley (0-2)

11/19 Loyola Chicago 88, Samford 67  
11/21 Valparaiso 88, Samford 67

## Mountain West (0-1)

11/10 Wyoming 84, Chattanooga 65

## Non-Division I (22-0)

11/10 The Citadel 109, Oglethorpe 73  
11/10 Furman 101, Bob Jones 48  
11/12 Mercer 110, Toccoa Falls 43  
11/12 Wofford 103, Washington & Lee 66  
11/15 UNCG 82, North Carolina Wesleyan 48  
(Fleming Gymnasium)  
11/15 Western Carolina 76, Hiwassee 57  
11/16 Chattanooga 94, Hiwassee 46  
11/17 UNCG 95, Ferrum 43  
(at Fleming Gymnasium)  
11/18 Wofford 96, Bob Jones 65  
11/21 The Citadel 116, Trinity Baptist 66  
11/21 VMI 81, Ohio Valley 66  
11/25 Chattanooga 95, Tennessee Wesleyan 60  
11/26 Mercer 90, Hiwassee 53  
12/9 Wofford 104, Johnson & Wales 45  
12/10 ETSU 94, Hiwassee 48  
12/14 Furman 103, Montreat 47  
12/14 VMI 90, Southern Wesleyan 52  
12/15 Samford 98, Thomas University 51  
12/16 The Citadel 110, Point 66  
12/18 Samford 99, Asbury 70  
12/21 UNCG 85, Southeastern 67  
12/28 ETSU 84, Tusculum 65  
1/25 Southern Wesleyan at Western Carolina, 7 p.m.

## Ohio Valley (3-3)

11/21 Jacksonville State 77, Chattanooga 75 (OT)  
12/2 Furman 64, Tennessee Tech 50  
12/2 Chattanooga 66, UT Martin 63  
12/3 Jacksonville State 89, Samford 58  
12/17 Tennessee Tech 82, Chattanooga 76  
12/21 Chattanooga 70, Jacksonville State 67

## Pac-12 (0-2)

11/16 California 79, Wofford 65  
11/19 Colorado 79, Mercer 70  
(Lynchburg, Va.)

## Patriot (0-1)

11/25 American 69, VMI 64

America East.....	1-1
American Athletic.....	0-4
Atlantic 10.....	1-5
Atlantic Coast.....	3-9
Atlantic Sun.....	2-1
Big 12.....	0-1
Big East.....	0-2
Big South.....	10-7
Big Ten.....	0-2
Colonial.....	8-1
Conference USA.....	1-2
Horizon.....	2-1
Ivy.....	1-0
Metro Atlantic.....	0-1
Mid-American.....	0-1
Mid-Eastern Athletic.....	4-1
Missouri Valley.....	0-2
Mountain West.....	0-1
Non-Division I.....	22-0
Ohio Valley.....	3-3
Pac-12.....	0-2
Patriot.....	0-1
Southeastern.....	0-7
Southland.....	0-1
Southwestern Athletic.....	5-0
Summit.....	1-0
Sun Belt.....	3-3

<b>Total.....</b>	<b>67-59</b>
Home.....	49-11
Away.....	12-45
Neutral.....	6-3
vs. Top 25.....	1-6

## Southeastern (0-7)

11/10 South Carolina 73, Wofford 52  
11/10 Arkansas 95, Samford 56  
11/16 LSU 105, Samford 86  
11/17 #7 Kentucky 78, ETSU 61  
11/29 Tennessee 84, Mercer 60  
12/19 Alabama 80, Mercer 79  
(Huntsville, Ala.)  
12/20 #21 Tennessee 66, Furman 61

## Southland (0-1)

11/24 Southeastern Louisiana 77, Samford 71

## Southwestern Athletic (5-0)

11/13 Samford 87, Alabama A&M 68  
11/14 Mercer 86, Jackson State 58  
11/20 Chattanooga 67, Alabama State 50  
11/25 Western Carolina 82, Alabama A&M 72  
(Niagara University, N.Y.)  
11/26 Samford 83, Mississippi Valley State 70

## Summit (1-0)

11/25 ETSU 83, Fort Wayne 73


## Sun Belt (3-3)

11/22 Troy 73, ETSU 65  
11/24 UT Arlington 89, Western Carolina 65  
(Niagara University, N.Y.)  
11/29 Wofford 87, Coastal Carolina 81  
12/4 Western Carolina 72, Appalachian State 71  
12/22 ETSU 79, Georgia Southern 59  
12/23 Georgia State 71, Chattanooga 48

## Home teams underlined

## All times Eastern


# 2017-18 SoCon BASKETBALL SCHEDULES



## The Citadel (6-13, 1-6 SoCon)

N10	OGLETHORPE# (SDN)	W, 109-73
N12	at Virginia Tech (ACC Network Extra)	L, 93-132
N15	at North Carolina A&T (Lock TV)	L, 73-92
N18	at High Point (Big South Network)	W, 79-77
N21	TRINITY BAPTIST# (SDN)	W, 116-66
N24	at Florida State# (ACC Network Extra)	L, 78-113
D1	MARIST% (ESPN3)	L, 91-100
D2	UMBC% (ESPN3)	L, 72-98
D5	JAMES MADISON (ESPN3)	W, 84-82
D14	at Campbell (Big South Network)	L, 77-87
D16	POINT (SDN)	W, 110-66
D19	at Ohio State (Big Ten Network)	L, 65-94
D30	*WESTERN CAROLINA (ESPN3)	L, 79-81
J4	*at Furman (ESPN3)	L, 67-107
J6	*at Wofford (ESPN3)	L, 92-109
J11	*SAMFORD (ESPN3)	L, 91-107
J13	*CHATTANOOGA (ESPN3)	W, 110-101 (OT)
J18	*at UNCG (ESPN3)	L, 58-72
J20	*at VMI (Stadium)	L, 81-88
J27	*at Mercer (ESPN3)	4 p.m.
J29	*ETSU (ESPN3)	6 p.m.
F1	*WOFFORD (ESPN3)	6 p.m.
F3	*FURMAN (ESPN3)	1 p.m.
F8	*at Chattanooga (ESPN3)	7 p.m.
F10	*at Samford (ESPN3)	8 p.m.
F15	*UNCG (ESPN3)	6 p.m.
F17	*VMI (ESPN3)	1 p.m.
F20	*at ETSU (ESPN3)	7 p.m.
F23	*MERCER (ESPN3)	6 p.m.
F25	*at Western Carolina (ESPN3)	2 p.m.
M2-5	at SoCon Championship (Asheville, N.C.)	


\* - Southern Conference game  
# - Jamaica Classic (campus sites)  
% - The Bulldog Bash (Charleston, S.C.)



## ETSU (17-4, 8-0 SoCon)

N10	at Northern Kentucky (ESPN3)	L, 63-81
N13	at Savannah State	W, 76-61
N17	at No. 7 Kentucky# (SEC Network)	L, 61-78
N20	DELAWARE STATE# (ESPN3)	W, 81-57
N22	TROY# (ESPN3)	L, 65-73
N25	FORT WAYNE# (ESPN3)	W, 83-73
N29	at Fordham (A-10 Network)	W, 82-77
D6	NORTHERN KENTUCKY (ESPN3)	W, 84-71
D10	HIWASSEE (ESPN3)	W, 94-48
D16	at No. 10 Xavier (Fox Regional)	L, 66-68
D19	at Detroit Mercy (ESPN3)	W, 81-73
D22	GEORGIA SOUTHERN (ESPN3)	W, 79-59
D28	TUSCULUM (ESPN3)	W, 84-65
D31	*at Mercer (ESPN3)	W, 74-55
J4	*at Samford (ESPN3)	W, 90-72
J6	*at Chattanooga (ESPN3)	W, 85-66
J11	*UNCG (ESPN3)	W, 68-58
J13	*VMI (ESPN3)	W, 89-48
J18	*at Furman (ESPN3)	W, 62-61
J20	*WESTERN CAROLINA (ESPN3)	W, 66-50
J24	*MERCER (ESPN3)	W, 84-75
J27	*at Wofford (ESPN3)	7 p.m.
J29	*at The Citadel (ESPN3)	6 p.m.
F1	*SAMFORD (ESPN3)	7 p.m.
F3	*CHATTANOOGA (ESPN3)	4 p.m.
F10	*at VMI (ESPN3)	1 p.m.
F12	*at UNCG (ESPN3)	7 p.m.
F17	*at Western Carolina (ESPN3)	2 p.m.
F20	*THE CITADEL (ESPN3)	7 p.m.
F23	*WOFFORD (ESPN3)	7 p.m.
F25	*FURMAN (ESPN3)	2 p.m.
M2-5	at SoCon Championship (Asheville, N.C.)	

\* - Southern Conference game  
# - Adolph Rupp Classic (campus sites)



## Furman (14-7, 5-3 SoCon)

N10	BOB JONES (SDN)	W, 101-48
N14	ELON (ESPN3)	W, 76-67
N18	at Butler# (Fox Sports 2)	L, 65-82
N20	at No. 1 Duke# (ACC Network Extra)	L, 63-92
N24	vs. New Hampshire^	W, 78-64
N25	vs. Northeastern^	W, 78-67
N29	WINTHROP (ESPN3)	L, 74-93
D2	TENNESSEE TECH (ESPN3)	W, 64-50
D5	UNC ASHEVILLE (ESPN3)	W, 83-72
D9	SOUTH CAROLINA STATE (ESPN3)	W, 101-72
D14	MONTREAT (ESPN3)	W, 103-47
D17	at UNCW (CAA.TV)	W, 90-84
D20	at No. 21 Tennessee (SEC Network)	L, 61-66
D30	*at VMI (ESPN3)	W, 87-57
J4	*THE CITADEL (ESPN3)	W, 107-67
J6	*MERCER (ESPN3)	W, 74-71
J10	*at Chattanooga (ESPN3)	W, 73-55
J13	*at Wofford (ESPN3)	L, 70-79
J18	*ETSU (ESPN3)	L, 61-62
J20	*SAMFORD (ESPN3)	W, 78-67
J24	*at UNCG (ESPN3)	L, 61-71
J27	*WESTERN CAROLINA (ESPN3)	4 p.m.
F1	*at Mercer (ESPN3)	7:30 p.m.
F3	*at The Citadel (ESPN3)	1 p.m.
F7	*UNCG (ESPN3)	7 p.m.
F10	*WOFFORD (ESPN3)	4:30 p.m.
F15	*CHATTANOOGA (ESPN3)	7 p.m.
F17	*at Samford (ESPN3)	2 p.m.
F20	*VMI (ESPN3)	7 p.m.
F23	*at Western Carolina (ESPN3)	7 p.m.
F25	*at ETSU (ESPN3)	2 p.m.
M2-5	at SoCon Championship (Asheville, N.C.)	


\* - Southern Conference game  
# PK80-Phil Knight Invitational (campus sites)  
^ PK80-Phil Knight Invitational (Nashville, Tenn.)



## Mercer (10-11, 3-5 SoCon)

N10	at UCF (ESPN3)	L, 79-88
N12	TOCCOA FALLS (ESPN3)	W, 110-43
N14	JACKSON STATE (ESPN3)	W, 86-58
N17	at Liberty# (FloHoops.com)	W, 63-48
N18	vs. Drexel# (FloHoops.com)	W, 78-59
N19	vs. Colorado# (FloHoops.com)	L, 70-79
N26	HIWASSEE (ESPN3)	W, 90-53
N29	at Tennessee (SEC Network+)	L, 60-84
D2	at Memphis (ESPN3)	L, 81-83 (2OT)
D9	FLORIDA A&M (ESPN3)	W, 82-64
D17	at La Salle (A-10 Network)	L, 85-95
D19	vs. Alabama^ (SEC Network)	L, 79-80
D28	KENNESAW STATE (ESPN3)	W, 89-56
D31	*ETSU (ESPN3)	L, 55-74
J6	*at Furman (ESPN3)	L, 71-74
J10	*at Western Carolina (ESPN3)	L, 56-58
J13	*SAMFORD (ESPN3)	W, 81-50
J15	*CHATTANOOGA (Stadium)	W, 75-71 (OT)
J18	*at VMI (ESPN3)	W, 62-56
J20	*at UNCG (ESPN3)	L, 66-70 (OT)
J24	*at ETSU (ESPN3)	L, 75-84
J27	*THE CITADEL (ESPN3)	4 p.m.
F1	*FURMAN (ESPN3)	7:30 p.m.
F3	*WOFFORD (ESPN3)	4:40 p.m.
F10	*at Chattanooga (ESPN3)	5 p.m.
F12	*at Samford (ESPN3)	8 p.m.
F15	*VMI (ESPN3)	7 p.m.
F17	*UNCG (ESPN3)	4 p.m.
F20	*WESTERN CAROLINA (ESPN3)	7 p.m.
F23	*at The Citadel (ESPN3)	6 p.m.
F25	*at Wofford (ESPN3)	7 p.m.
M2-5	at SoCon Championship (Asheville, N.C.)	


\* - Southern Conference game  
# - U.S. Virgin Islands Paradise Jam (Lynchburg, Va.)  
^ - Huntsville, Ala.



## UNCG (15-5, 6-1 SoCon)

N10	at Virginia (ACC Network Extra)	L, 48-60
N15	NORTH CAROLINA WESLEYAN#& (SDN)	W, 82-48
N17	FERRUM#&, (SDN)	W, 95-43
N20	DELAWARE# (ESPN3)	W, 79-66
N21	LONGWOOD# (ESPN3)	W, 71-40
N24	at Wake Forest (ACC Network Extra)	L, 75-81
N28	at Presbyterian (Big South Network)	L, 72-74
D2	at Liberty (ESPN3/Big South Network)	W, 76-75 (3OT)
D7	ELON (ESPN3)	W, 75-44
D13	UNCW (ESPN3)	W, 71-58
D16	at NC State (Fox Sports South)	W, 81-76
D19	UNC ASHEVILLE (ESPN3)	L, 60-67
D21	SOUTHEASTERN#& (SDN)	W, 85-67
D30	*WOFFORD (ESPN3)	W, 71-67
J6	*at VMI (ESPN3)	W, 63-61
J11	*at ETSU (ESPN3)	L, 58-68
J13	*at Western Carolina (ESPN3)	W, 66-55
J18	*THE CITADEL (ESPN3)	W, 72-58
J20	*MERCER (ESPN3)	W, 70-66 (OT)
J24	*FURMAN (ESPN3)	W, 71-61
J27	*at Samford (ESPN3)	8 p.m.
J29	*at Chattanooga (ESPN3)	7 p.m.
F1	*VMI (ESPN3)	7 p.m.
F7	*at Furman (ESPN3)	7 p.m.
F10	*WESTERN CAROLINA& (ESPN3)	5 p.m.
F12	*ETSU (ESPN3)	7 p.m.
F15	*at The Citadel (ESPN3)	6 p.m.
F17	*at Mercer (ESPN3)	4 p.m.
F20	*at Wofford (ESPN3)	7 p.m.
F23	*CHATTANOOGA (ESPN3)	7 p.m.
F25	*SAMFORD (Stadium)	4 p.m.
M2-5	at SoCon Championship (Asheville, N.C.)	

\* - Southern Conference game  
# - UNCG Showcase (Greensboro, N.C.)  
& - Fleming Gymnasium



## Samford (7-14, 3-5 SoCon)

N10	at Arkansas (SEC Network Plus)	L, 56-95
N13	ALABAMA A&M (SDN)	W, 87-68
N16	at LSU (SEC Network Plus)	L, 86-105
N19	at Loyola Chicago# (ESPN3)	L, 67-88
N21	at Valparaiso# (ESPN3)	L, 67-88
N24	SOUTHEASTERN LOUISIANA# (ESPN3)	L, 71-77
N26	MISSISSIPPI VALLEY STATE# (ESPN3)	W, 83-70
D3	at Jacksonville State (OVC Digital Network)	L, 58-89
D5	at Memphis (ESPN3)	L, 64-65
D9	at Clemson (ACC Network Extra)	L, 59-81
D15	THOMAS UNIVERSITY (ESPN3)	W, 98-51
D18	ASBURY (ESPN3)	W, 99-70
D21	at Kennesaw State (ESPN3)	L, 66-71
D30	*CHATTANOOGA (ESPN3)	W, 73-56
J4	*ETSU (ESPN3)	L, 72-90
J6	*WESTERN CAROLINA (ESPN3)	W, 85-71
J11	*at The Citadel (ESPN3)	W, 107-91
J13	*at Mercer (ESPN3)	L, 50-81
J18	*WOFFORD (ESPN3)	L, 89-93
J20	*at Furman (ESPN3)	L, 67-78
J24	*at Chattanooga (ESPN3)	7 p.m.
J27	*UNCG (ESPN3)	8 p.m.
J29	*VMI (ESPN3)	8 p.m.
F1	*at ETSU (ESPN3)	7 p.m.
F3	*at Western Carolina (ESPN3)	7:30 p.m.
F7	*at Wofford (ESPN3)	7 p.m.
F10	*THE CITADEL (ESPN3)	8 p.m.
F12	*MERCER (ESPN3)	8 p.m.
F17	*FURMAN (ESPN3)	2 p.m.
F23	*at VMI (ESPN3)	7 p.m.
F25	*at UNCG (Stadium)	4 p.m.
M2-5	at SoCon Championship (Asheville, N.C.)	

\* - Southern Conference game  
# - Savannah Invitational (campus sites)



# 2017-18 SoCon BASKETBALL SCHEDULES



## Chattanooga (7-14, 1-7 SoCon)

N10	at Wyoming# (Mountain West Network)	L, 65-74
N13	at UAB#	L, 47-89
N16	HIWASSEE (ESPN3)	W, 94-46
N20	#ALABAMA STATE (ESPN3)	W, 67-50
N21	#JACKSONVILLE STATE (ESPN3)	L, 75-77 (OT)
N25	TENNESSEE WESLEYAN (ESPN3)	W, 95-60
N28	at Akron (ESPN3)	L, 70-75
D2	UT MARTIN (ESPN3)	W, 66-63
D5	at Marshall (CUSA.TV)	L, 66-70
D10	CHARLOTTE (ESPN3)	W, 64-50
D17	at Tennessee Tech	L, 76-82
D21	at Jacksonville State	W, 70-67
D23	GEORGIA STATE (ESPN3)	L, 48-71
D30	*at Samford (ESPN3)	L, 56-73
J4	*WESTERN CAROLINA (ESPN3)	L, 63-75
J6	*ETSU (ESPN3)	L, 66-85
J10	*FURMAN (ESPN3)	L, 55-73
J13	*at The Citadel (ESPN3)	L, 101-110 (OT)
J15	*at Mercer (Stadium)	L, 71-75 (OT)
J20	*at Wofford (ESPN3)	L, 67-71
J24	*SAMFORD (ESPN3)	W, 78-71
J27	*VMI (ESPN3)	5 p.m.
J29	*UNCG (ESPN3)	7 p.m.
F1	*at Western Carolina (ESPN3)	7:30 p.m.
F3	*at ETSU (ESPN3)	4 p.m.
F8	*THE CITADEL (ESPN3)	7 p.m.
F10	*MERCER (ESPN3)	5 p.m.
F15	*at Furman (ESPN3)	7 p.m.
F17	*WOFFORD (ESPN3)	5 p.m.
F23	*at UNCG (ESPN3)	7 p.m.
F25	*at VMI (ESPN3)	1 p.m.
M2-5	at SoCon Championship (Asheville, N.C.)	

\* - Southern Conference game  
# - Cayman Islands Classic (campus sites)



## VMI (6-13, 1-7 SoCon)

N10	at NC State (ACC Network Extra)	L, 67-102
N14	at Duquesne (Atlantic-10 Network)	L, 61-77
N18	PRESBYTERIAN (ESPN3)	W, 78-58
N21	OHIO VALLEY (ESPN3)	W, 81-66
N25	at American (Patriot League Network)	L, 64-69
N28	at Charleston Southern (Big South Network)	W, 76-68
D2	RADFORD (ESPN3)	L, 50-63
D5	at Davidson (A-10 Network)	L, 51-74
D9	LONGWOOD (ESPN3)	W, 81-70
D14	SOUTHERN WESLEYAN (ESPN3)	W, 90-52
D22	at VCU (CBS 6 Richmond)	L, 65-75
D30	*FURMAN (ESPN3)	L, 57-87
J4	*at Wofford (ESPN3)	L, 53-92
J6	*UNCG (ESPN3)	L, 61-63
J13	*at ETSU (ESPN3)	L, 48-89
J15	*at Western Carolina (ESPN3)	L, 58-65
J18	*MERCER (ESPN3)	L, 56-62
J20	*THE CITADEL (Stadium)	W, 88-81
J24	*WOFFORD (ESPN3)	L, 46-63
J27	*at Chattanooga (ESPN3)	5 p.m.
J29	*at Samford (ESPN3)	8 p.m.
F1	*at UNCG (ESPN3)	7 p.m.
F8	*WESTERN CAROLINA (ESPN3)	7 p.m.
F10	*ETSU (ESPN3)	1 p.m.
F15	*at Mercer (ESPN3)	7 p.m.
F17	*at The Citadel (ESPN3)	1 p.m.
F20	*at Furman (ESPN3)	7 p.m.
F23	*SAMFORD (ESPN3)	7 p.m.
F25	*CHATTANOOGA (ESPN3)	1 p.m.
M2-5	at SoCon Championship (Asheville, N.C.)	

\* - Southern Conference game



## Western Carolina (8-11, 4-3 SoCon)

N10	at Clemson (ACC Network Extra)	L, 57-85
N13	at No. 12 Cincinnati (ESPN3)	L, 51-102
N15	HIWASSEE	W, 76-57
N19	at No. 14 Minnesota# (Fox Sports 1)	L, 64-92
N21	at Massachusetts#	L, 76-85
N24	vs. UT-Arlington^	L, 65-89
N25	vs. Alabama A&M^	W, 82-72
N30	at College of Charleston (CAA.TV)	L, 60-69
D4	APPALACHIAN STATE (ESPN3)	W, 72-71
D6	at No. 11 North Carolina (Fox Sports South)	L, 61-104
D8	SOUTHERN WESLEYAN	ppd. (1/25)
D17	vs. UNC Asheville% (Big South Network)	W, 76-72
D19	HIGH POINT (ESPN3)	L, 61-72
D30	*at The Citadel (ESPN3)	W, 81-79
J4	*at Chattanooga (ESPN3)	W, 75-63
J6	*at Samford (ESPN3)	L, 71-85
J10	*MERCER (ESPN3)	W, 58-56
J13	*UNCG (ESPN3)	L, 55-66
J15	*VMI (ESPN3)	W, 65-58
J20	*at ETSU (ESPN3)	L, 50-66
J25	SOUTHERN WESLEYAN	7 p.m.
J27	*at Furman (ESPN3)	4 p.m.
J29	*at Wofford (Stadium)	7 p.m.
F1	*CHATTANOOGA (ESPN3)	7:30 p.m.
F3	*SAMFORD (ESPN3)	7:30 p.m.
F8	*at VMI (ESPN3)	7 p.m.
F10	*at UNCG (at Fleming Gymnasium) (ESPN3)	5 p.m.
F15	*WOFFORD (ESPN3)	7:30 p.m.
F17	*ETSU (ESPN3)	2 p.m.
F20	*at Mercer (ESPN3)	7 p.m.
F23	*FURMAN (ESPN3)	7 p.m.
F25	*THE CITADEL (ESPN3)	2 p.m.
M2-5	at SoCon Championship (Asheville, N.C.)	

\* - Southern Conference game  
# - Barclays Center Classic (campus sites)  
^ - Barclays Center Classic (Niagara University, N.Y.)  
% - Mountain Invitational (U.S. Cellular Center, Asheville, N.C.)



## Wofford (15-5, 6-1 SoCon)

N10	SOUTH CAROLINA (WMYA My 40/ESPN3)	L, 52-73
N12	WASHINGTON & LEE# (SDN)	W, 103-66
N16	at California# (Pac-12 Networks)	L, 65-79
N18	BOB JONES# (SDN)	W, 96-65
N19	NORTH FLORIDA# (ESPN3)	W, 86-83
N22	at Texas Tech (Fox Sports Southwest Plus)	L, 56-79
N26	at UNC Asheville (Big South Network)	L, 65-85
N29	at Coastal Carolina (Chant Vision)	W, 87-81
D6	GEORGIA TECH (ESPN3)	W, 63-60
D9	JOHNSON & WALES (SDN)	W, 104-45
D17	vs. High Point% (Big South Network)	W, 70-57
D20	at No. 5 North Carolina (ESPN2)	W, 79-75
D30	*at UNCG (ESPN3)	L, 67-71
J4	*VMI (ESPN3)	W, 92-53
J6	*THE CITADEL (ESPN3)	W, 109-92
J10	HARVARD (ESPN3)	W, 63-62
J13	*FURMAN (ESPN3)	W, 79-70
J18	*at Samford (ESPN3)	W, 93-89
J20	*CHATTANOOGA (ESPN3)	W, 71-67
J24	*at VMI (ESPN3)	W, 63-46
J27	*ETSU (ESPN3)	7 p.m.
J29	*WESTERN CAROLINA (Stadium)	7 p.m.
F1	*at The Citadel (ESPN3)	6 p.m.
F3	*at Mercer (ESPN3)	4:40 p.m.
F7	*SAMFORD (ESPN3)	7 p.m.
F10	*at Furman (ESPN3)	4:30 p.m.
F15	*at Western Carolina (ESPN3)	7:30 p.m.
F17	*at Chattanooga (ESPN3)	5 p.m.
F20	*UNCG (ESPN3)	7 p.m.
F23	*at ETSU (ESPN3)	7 p.m.
F25	*MERCER (ESPN3)	7 p.m.
M2-5	at SoCon Championship (Asheville, N.C.)	

\* - Southern Conference game  
# - Maui on the Mainland (campus sites)  
% - Mountain Invitational (U.S. Cellular Center, Asheville, N.C.)

## Southern Conference men's basketball media relations information

### The Citadel (CitadelSports.com)

Milledge Austin (maustin7@citadel.edu)  
Office: 843-953-6567

### ETSU (ETSUBucs.com)

Michael White (whitem@etsu.edu)  
Office: 423-439-4220

### Furman (FurmanPaladins.com)

Jordan Caskey (jordan.caskey@furman.edu)  
Office: 864-294-3065

### Mercer (MercerBears.com)

Will Tharp (tharp\_wb@mercer.edu)  
Office: 478-301-5218

### UNCG (UNCGSpartans.com)

Matt McCollester (matt.mccollester@uncg.edu)  
Office: 336-334-5615

### Samford (SamfordSports.com)

Zac Schrieber (zdschrie@samford.edu)  
Office: 205-726-2802

### Chattanooga (GoMocs.com)

Jim Horten (jameshorten@utc.edu)  
Office: 423-425-2350

### VMI (VMIKeydets.com)

Wade Branner (brannerwh@vmi.edu)  
Office: 540-464-7515

### Western Carolina (CatamountSports.com)

Sean Forrester (stforrester@email.wcu.edu)  
Office: 828-227-2655

### Wofford (WoffordTerriers.com)

Hannah Bradley (bradleyhm@wofford.edu)  
Office: 864-597-4092

### Southern Conference (SoConSports.com)

Phil Perry (pperry@socon.org)  
Office: 864-591-5100 // Cell: 864-525-5174

## STADIUM AFFILIATES – WESTERN CAROLINA AT WOFFORD (MONDAY, JAN. 29)

Station	AFFIL	Channel	DMA name	ST	Station	AFFIL	Channel	DMA name	ST
Verizon Fios	Stadium	820	New York	NY	WNYO-2	Stadium	49.2	Buffalo	NY
KHIZ LD-4	Stadium	39.4	Los Angeles	CA	Verizon Fios	Stadium	820	Buffalo	NY
Verizon Fios	Stadium	820	Los Angeles	CA	KMPH-4	Stadium	26.4	Fresno	CA
Verizon Fios	Stadium	820	Philadelphia	PA	Verizon Fios	Stadium	820	Richmond-Petersburg	VA
KPFW LD-4	Stadium	18.4	Dallas-Ft. Worth	TX	WSWB-4	Stadium	38.4	Wilkes Barre-Scranton-Hztn	PA
Verizon Fios	Stadium	820	Dallas-Ft. Worth	TX	KZLL LD-3	Stadium	39.3	Tulsa	OK
Verizon Fios	Stadium	820	Washington DC (Hagrstwn)	DC	Verizon Fios	Stadium	820	Albany-Schenectady-Troy	NY
KEHO LD-5	Stadium	32.5	Houston	TX	WCWN-4	Stadium	45.4	Albany-Schenectady-Troy	NY
Verizon Fios	Stadium	820	Boston (Manchester)	MA	WPMI-3	Stadium	15.3	Mobile	AL
WDWW LD-3	Stadium	28.3	Atlanta	GA	WKEF-2	Stadium	22.2	Dayton	OH
Verizon Fios	Stadium	820	Tampa-St. Pete (Sarasota)	FL	KMTW-2	Stadium	36.2	Wichita-Hutchinson	KS
KUNS-3	Stadium	51.3	Seattle-Tacoma	WA	WSET-2	Stadium	13.2	Roanoke-Lynchburg	VA
WFEF LD-3	Stadium	50.3	Orlando	FL	WCWF-4	Stadium	14.4	Green Bay	WI
WSWF-2	Stadium	10.3	Orlando	FL	KCYM LD-4	Stadium	45.4	Des Moines-Ames	IA
WQDI D-4	Stadium	20.4	Cleveland-Akron	OH	WVAH-2	Stadium	11.2	Charleston-Huntington	WV
KAHC LD-1	Stadium	43.1	Sacramento	CA	WSMH-4	Stadium	66.4	Flint	MI
KDNL-4	Stadium	30.4	St. Louis	MO	KXVO-4	Stadium	15.4	Omaha	NE
WODK LD-5	Stadium	45.5	St. Louis	MO	WACH-2	Stadium	57.2	Columbia	SC
WVEB LD-3	Stadium	40.3	Charlotte	NC	WNWO-2	Stadium	24.2	Toledo	OH
WPNT-2	Stadium	22.2	Pittsburgh	PA	WIFS-4	Stadium	57.4	Madison	WI
Verizon Fios	Stadium	820	Pittsburgh	PA	WZCK LP-4	Stadium	8.4	Madison	WI
WFL-2	Stadium	22.2	Raleigh-Durham (Fayetvll)	NC	WGME-3	Stadium	13.3	Portland-Auburn	ME
KATU-4	Stadium	2.4	Portland	OR	WDKA-4	Stadium	49.4	Paducah-Cape Girard	KY
WUTB-3	Stadium	24.3	Baltimore	MD	Verizon Fios	Stadium	820	Syracuse	NY
Verizon Fios	Stadium	820	Baltimore	MD	WBUI-3	Stadium	23.3	Champaign & Springfield-Decatur	IL
WSDI LD-6	Stadium	30.6	Indianapolis	IN	KFXA-4	Stadium	28.4	Cedar Rapids	IA
WNAB-2	Stadium	58.2	Nashville	TN	KFOX-4	Stadium	14.4	El Paso	TX
WKUW-LD-3	Stadium	40.3	Nashville	TN	KAJL LD-1	Stadium	16.1	Ft. Smith-Fay-Sprngdl-Rgrs	AR
KMYS-2	Stadium	35.2	San Antonio	TX	WWMB-3	Stadium	21.3	Myrtle Beach-Florence	FL
WCCT-4	Stadium	20.4	Hartford-New Haven	CT	KYUU-4	Stadium	35.4	Boise	ID
KCMN LD-4	Stadium	42.4	Kansas City	MO	WTLF-4	Stadium	24.4	Tallahassee	FL
WTTE-3	Stadium	28.3	Columbus	OH	KRXI-3	Stadium	11.3	Reno	NV
WKRC-3	Stadium	12.3	Cincinnati	OH	KXKW	Stadium	32.1	Lafayette	LA
WLOS-4	Stadium	13.4	Greenville-Spartanburg-Asheville	SC	KIMA-3	Stadium	29.3	Yakima-Pasco	WA
WWHB-3	Stadium	48.3	West Palm Beach	FL	KBFX-4	Stadium	29.4	Bakersfield	CA
KSNV-4	Stadium	33.4	Las Vegas	NV	WILM-3	Stadium	10.3	Wilmington	NC
KOKH-3	Stadium	25.3	Oklahoma City	OK	KVII-4/KVII-4	Stadium	7.4/12.4	Amarillo	TX
KBZC LD-1	Stadium	42.1	Oklahoma City	OK	KBTU-4	Stadium	4.4	Beaumont/Port Arthur	TX
WTVZ-2	Stadium	33.2	Norfolk-Portsmth-Newpt Nws	VA	KPTH-4	Stadium	44.4	Sioux City	IA
Verizon Fios	Stadium	820	Norfolk-Portsmth-Newpt Nws	VA	WRNN-2	Stadium	48.2	Dutchess, Ulster, Orange, Westchester, Columbia, Sullivan, Fairfield Counties	NY
WBMA-3	Stadium	58.3	Birmingham (Ann and Tusc)	AL	Verizon Fios	Stadium	820	ASN available in following packages: Prime, Extreme, Ultimate, Custom Sports, Custom Sports & More	USA
WXLV-2	Stadium	45.2	Greensboro-H.Point-W.Salem	NC					
WRCZ LD-2	Stadium	35.2	Jacksonville	FL					
WQDT LD-4	Stadium	33.4	New Orleans	LA					
WQEK LD-4	Stadium	36.4	Memphis	TN					
Verizon Fios	Stadium	820	Providence-New Bedford	RI					



2017-18 Southern Conference  
CONFERENCE BASKETBALL STATISTICS  
Through games of Jan 24, 2018 (All games)

SCORING OFFENSE	G	W-L	Pts	Avg/G
1. The Citadel	19	6-13	1625	85.5
2. Furman	21	14-7	1648	78.5
3. Wofford	20	15-5	1563	78.2
4. ETSU	21	17-4	1617	77.0
5. Mercer	21	10-11	1593	75.9
6. Samford	21	7-14	1575	75.0
7. UNCG	20	15-5	1441	72.1
8. Chattanooga	21	7-14	1460	69.5
9. Western Carolina	19	8-11	1256	66.1
10. VMI	19	6-13	1231	64.8

SCORING DEFENSE	G	Pts	Avg/G
1. UNCG	20	1235	61.8
2. ETSU	21	1369	65.2
3. Mercer	21	1427	68.0
4. Furman	21	1433	68.2
5. Wofford	20	1398	69.9
6. Chattanooga	21	1507	71.8
7. VMI	19	1376	72.4
8. Western Carolina	19	1443	75.9
9. Samford	21	1656	78.9
10. The Citadel	19	1745	91.8

SCORING MARGIN	G	Offense	Defense	Margin
1. ETSU	21	77.0	65.2	+11.8
2. UNCG	20	72.1	61.8	+10.3
3. Furman	21	78.5	68.2	+10.2
4. Wofford	20	78.2	69.9	+8.2
5. Mercer	21	75.9	68.0	+7.9
6. Chattanooga	21	69.5	71.8	-2.2
7. Samford	21	75.0	78.9	-3.9
8. The Citadel	19	85.5	91.8	-6.3
9. VMI	19	64.8	72.4	-7.6
10. Western Carolina	19	66.1	75.9	-9.8

FREE THROW PCT	G	FTM	FTA	Pct.
1. Wofford	20	247	317	.779
2. Mercer	21	314	421	.746
3. Samford	21	259	349	.742
4. VMI	19	243	330	.736
5. Furman	21	255	359	.710
6. ETSU	21	306	434	.705
7. Chattanooga	21	263	376	.699
8. UNCG	20	227	334	.680
9. The Citadel	19	257	386	.666
10. Western Carolina	19	238	364	.654

FIELD GOAL PERCENTAGE	G	FGM	FGA	Pct.
1. Wofford	20	548	1131	.485
2. ETSU	21	576	1206	.478
3. Mercer	21	549	1168	.470
4. Samford	21	563	1201	.469
5. Furman	21	591	1285	.460
6. UNCG	20	511	1166	.438
7. Chattanooga	21	507	1166	.435
8. The Citadel	19	573	1347	.425
9. VMI	19	422	1041	.405
10. Western Carolina	19	441	1122	.393

FIELD GOAL PCT DEFENSE	G	FGM	FGA	Pct.
1. ETSU	21	481	1199	.401
2. UNCG	20	412	990	.416
3. Mercer	21	487	1137	.428
4. Furman	21	528	1203	.439
5. VMI	19	486	1092	.445
6. Wofford	20	488	1089	.448
7. Western Carolina	19	499	1056	.473
8. Chattanooga	21	562	1181	.476
9. Samford	21	598	1248	.479
10. The Citadel	19	640	1307	.490

3-POINT FG PCT	G	3FGM	3FGA	Pct.
1. Wofford	20	220	503	.437
2. Mercer	21	181	458	.395
3. Samford	21	190	504	.377
4. Chattanooga	21	183	513	.357
5. UNCG	20	192	540	.356
6. ETSU	21	159	450	.353
7. Furman	21	211	611	.345
8. The Citadel	19	222	657	.338
9. Western Carolina	19	136	405	.336
10. VMI	19	144	432	.333

3-POINT FG PCT DEFENSE	G	3FGM	3FGA	Pct.
1. UNCG	20	119	387	.307
2. ETSU	21	149	484	.308
3. Furman	21	142	446	.318
4. Chattanooga	21	124	366	.339
5. VMI	19	142	419	.339
6. Wofford	20	156	451	.346
7. Samford	21	199	560	.355
8. Mercer	21	186	519	.358
9. Western Carolina	19	155	427	.363
10. The Citadel	19	218	565	.386

REBOUNDING OFFENSE	G	Rebounds	Avg/G
1. The Citadel	19	712	37.5
2. ETSU	21	774	36.9
3. UNCG	20	728	36.4
4. Furman	21	741	35.3
5. Mercer	21	740	35.2
6. Western Carolina	19	650	34.2
7. VMI	19	643	33.8
8. Chattanooga	21	683	32.5
9. Wofford	20	649	32.5
10. Samford	21	642	30.6

REBOUNDING DEFENSE	G	Rebounds	Avg/G
1. Mercer	21	623	29.7
2. UNCG	20	609	30.5
3. Wofford	20	628	31.4
4. ETSU	21	711	33.9
5. Chattanooga	21	716	34.1
6. Furman	21	731	34.8
7. Samford	21	733	34.9
8. VMI	19	690	36.3
9. Western Carolina	19	721	37.9
10. The Citadel	19	857	45.1

2017-18 Southern Conference  
CONFERENCE BASKETBALL STATISTICS  
Through games of Jan 24, 2018 (All games)

REBOUNDING MARGIN	G	Team	Avg.	Opp.	Avg.	Margin
1. UNCG	20	728	36.4	609	30.5	+5.9
2. Mercer	21	740	35.2	623	29.7	+5.6
3. ETSU	21	774	36.9	711	33.9	+3.0
4. Wofford	20	649	32.5	628	31.4	+1.0
5. Furman	21	741	35.3	731	34.8	+0.5
6. Chattanooga	21	683	32.5	716	34.1	-1.6
7. VMI	19	643	33.8	690	36.3	-2.5
8. Western Carolina	19	650	34.2	721	37.9	-3.7
9. Samford	21	642	30.6	733	34.9	-4.3
10. The Citadel	19	712	37.5	857	45.1	-7.6

BLOCKED SHOTS	G	No.	Avg/G
1. ETSU	21	88	4.2
2. UNCG	20	66	3.3
3. The Citadel	19	53	2.8
4. Western Carolina	19	51	2.7
5. Wofford	20	53	2.7
6. VMI	19	49	2.6
7. Samford	21	48	2.3
8. Furman	21	46	2.2
9. Chattanooga	21	45	2.1
10. Mercer	21	38	1.8

ASSISTS	G	No.	Avg/G
1. The Citadel	19	333	17.5
2. Samford	21	341	16.2
3. Furman	21	335	16.0
4. Wofford	20	312	15.6
5. ETSU	21	323	15.4
6. Mercer	21	315	15.0
7. Chattanooga	21	294	14.0
8. UNCG	20	266	13.3
9. Western Carolina	19	241	12.7
10. VMI	19	240	12.6

STEALS	G	No.	Avg/G
1. The Citadel	19	200	10.5
2. Western Carolina	19	162	8.5
3. Furman	21	179	8.5
4. UNCG	20	168	8.4
5. ETSU	21	170	8.1
6. VMI	19	131	6.9
7. Wofford	20	136	6.8
8. Samford	21	142	6.8
9. Mercer	21	125	6.0
10. Chattanooga	21	101	4.8

TURNOVER MARGIN	G	Team	Avg.	Opp.	Avg.	Margin
1. The Citadel	19	293	15.4	365	19.2	+3.8
2. Furman	21	257	12.2	332	15.8	+3.6
3. ETSU	21	278	13.2	326	15.5	+2.3
4. UNCG	20	289	14.5	325	16.3	+1.8
5. Wofford	20	260	13.0	283	14.2	+1.1
6. Western Carolina	19	293	15.4	308	16.2	+0.8
7. Samford	21	294	14.0	297	14.1	+0.1
8. Mercer	21	272	13.0	273	13.0	+0.0
9. Chattanooga	21	298	14.2	293	14.0	-0.2
10. VMI	19	299	15.7	255	13.4	-2.3

ASSIST/TURNOVER RATIO	G	Ast.	Avg.	T/O	Avg.	Ratio
1. Furman	21	335	16.0	257	12.2	1.3
2. Wofford	20	312	15.6	260	13.0	1.2
3. ETSU	21	323	15.4	278	13.2	1.2
4. Samford	21	341	16.2	294	14.0	1.2
5. Mercer	21	315	15.0	272	13.0	1.2
6. The Citadel	19	333	17.5	293	15.4	1.1
7. Chattanooga	21	294	14.0	298	14.2	1.0
8. UNCG	20	266	13.3	289	14.5	0.9
9. Western Carolina	19	241	12.7	293	15.4	0.8
10. VMI	19	240	12.6	299	15.7	0.8

OFFENSIVE REBOUNDS	G	No.	Avg/G
1. Western Carolina	19	236	12.4
2. The Citadel	19	228	12.0
3. UNCG	20	239	12.0
4. Furman	21	220	10.5
5. ETSU	21	219	10.4
6. Mercer	21	218	10.4
7. Chattanooga	21	191	9.1
8. VMI	19	167	8.8
9. Samford	21	184	8.8
10. Wofford	20	158	7.9

DEFENSIVE REBOUNDS	G	No.	Avg/G
1. ETSU	21	555	26.4
2. The Citadel	19	484	25.5
3. VMI	19	476	25.1
4. Mercer	21	522	24.9
5. Furman	21	521	24.8
6. Wofford	20	491	24.6
7. UNCG	20	489	24.5
8. Chattanooga	21	492	23.4
9. Samford	21	458	21.8
10. Western Carolina	19	414	21.8

DEFENSIVE REB PCT.	G	D-Reb	Opp. OR	D-Reb%
1. UNCG	20	489	145	.771
2. Wofford	20	491	163	.751
3. Mercer	21	522	183	.740
4. Chattanooga	21	492	178	.734
5. Furman	21	521	205	.718
6. VMI	19	476	189	.716
7. ETSU	21	555	235	.703
8. Western Carolina	19	414	205	.669
9. The Citadel	19	484	243	.666
10. Samford	21	458	233	.663

OFFENSIVE REB PCT.	G	O-Reb	Opp. DR	O-Reb%
1. UNCG	20	239	464	.340
2. Mercer	21	218	440	.331
3. ETSU	21	219	476	.315
4. Western Carolina	19	236	516	.314
5. Furman	21	220	526	.295
6. The Citadel	19	228	614	.271
7. Samford	21	184	500	.269
8. Chattanooga	21	191	538	.262
9. Wofford	20	158	465	.254
10. VMI	19	167	501	.250

2017-18 Southern Conference  
CONFERENCE BASKETBALL STATISTICS  
Through games of Jan 24, 2018 (All games)

3-POINT FG MADE	G	No.	Avg/G
1. The Citadel	19	222	11.7
2. Wofford	20	220	11.0
3. Furman	21	211	10.0
4. UNCG	20	192	9.6
5. Samford	21	190	9.0
6. Chattanooga	21	183	8.7
7. Mercer	21	181	8.6
8. VMI	19	144	7.6
9. ETSU	21	159	7.6
10. Western Carolina	19	136	7.2



2017-18 Southern Conference  
CONFERENCE BASKETBALL STATISTICS  
Through games of Jan 24, 2018 (All games)

Team	Conference	Pct.	PF	PA	Overall	Pct.	PF	PA	Current unbeaten streak
ETSU	8-0	1.000	77.2	60.6	17-4	.810	77.0	65.2	ETSU -- 11
Wofford	6-1	.857	82.0	69.7	15-5	.750	78.2	69.9	Wofford -- 7
UNCG	6-1	.857	67.3	62.3	15-5	.750	72.1	61.8	UNCG -- 4
Furman	5-3	.625	76.4	66.1	14-7	.667	78.5	68.2	Chattanooga -- 1
Western Carolina	4-3	.571	65.0	67.6	8-11	.421	66.1	75.9	
Mercer	3-5	.375	67.6	67.1	10-11	.476	75.9	68.0	
Samford	3-5	.375	76.8	79.8	7-14	.333	75.0	78.9	
The Citadel	1-6	.143	82.6	95.0	6-13	.316	85.5	91.8	
Chattanooga	1-7	.125	69.6	79.1	7-14	.333	69.5	71.8	
VMI	1-7	.125	58.4	75.2	6-13	.316	64.8	72.4	

TEAM SUMMARIES	G	PF-PA	Avg score	Margin	FG-FGA	Pct.	3FG-FGA	Pct.	FT-FTA	Pct.	RebF	RebA	Margin
Chattanooga	21	1460-1507	69.5-71.8	-2.2	507-1166	.435	183-513	.357	263-376	.699	683	716	-1.6
ETSU	21	1617-1369	77.0-65.2	+11.8	576-1206	.478	159-450	.353	306-434	.705	774	711	+3.0
Furman	21	1648-1433	78.5-68.2	+10.2	591-1285	.460	211-611	.345	255-359	.710	741	731	+0.5
Mercer	21	1593-1427	75.9-68.0	+7.9	549-1168	.470	181-458	.395	314-421	.746	740	623	+5.6
Samford	21	1575-1656	75.0-78.9	-3.9	563-1201	.469	190-504	.377	259-349	.742	642	733	-4.3
The Citadel	19	1625-1745	85.5-91.8	-6.3	573-1347	.425	222-657	.338	257-386	.666	712	857	-7.6
UNCG	20	1441-1235	72.1-61.8	+10.3	511-1166	.438	192-540	.356	227-334	.680	728	609	+5.9
VMI	19	1231-1376	64.8-72.4	-7.6	422-1041	.405	144-432	.333	243-330	.736	643	690	-2.5
Western Carolina	19	1256-1443	66.1-75.9	-9.8	441-1122	.393	136-405	.336	238-364	.654	650	721	-3.7
Wofford	20	1563-1398	78.2-69.9	+8.3	548-1131	.485	220-503	.437	247-317	.779	649	628	+1.0

ATTENDANCE	Home	Average	Away	Average	Neutral	Average	Total	Average
Chattanooga	11-32506	2955	10-25487	2549	0-0	0	21-57993	2762
ETSU	11-43042	3913	10-47415	4742	0-0	0	21-90457	4307
Furman	11-16828	1530	8-43584	5448	2-400	200	21-60812	2896
Mercer	8-24579	3072	10-36614	3661	3-5901	1967	21-67094	3195
Samford	9-8703	967	12-48846	4070	0-0	0	21-57549	2740
The Citadel	9-4158	462	10-42196	4220	0-0	0	19-46354	2440
UNCG	12-26777	2231	8-43992	5499	0-0	0	20-70769	3538
VMI	10-14065	1406	9-32569	3619	0-0	0	19-46634	2454
Western Carolina	6-8787	1464	10-55686	5569	3-2265	755	19-66738	3513
Wofford	11-23301	2118	8-37130	4641	1-1423	1423	20-61854	3093
Totals	98-202746	2069	95-413519	4353	9-9989	1110	202-626254	3100

2017-18 Southern Conference  
INDIVIDUAL BASKETBALL STATISTICS  
Through games of Jan 24, 2018 (All games)

To be ranked, a player must appear in at least 75.0% of their team's games.

SCORING							REBOUNDING						
	Cl	G	FG	3FG	FT	Pts Avg/G		Cl	G	Off	Def	Total	Avg/G
1. Fletcher Magee-WOF	Jr	20	153	89	59	454 22.7	1. James Dickey-UNCG	So	19	64	95	159	8.4
2. Ria'n Holland-MER	Sr	16	100	48	56	304 19.0	2. Makinde London-UTC	Jr	17	24	111	135	7.9
3. Francis Alonso-UNCG	Jr	20	107	69	60	343 17.2	3. Stephon Jelks-MER	Sr	21	41	124	165	7.9
4. Devin Sibley-FUR	Sr	20	114	37	34	299 15.0	4. Matt Rafferty-FUR	Jr	21	53	108	161	7.7
5. D. Denzel-Dyson-SAM	Sr	21	99	50	59	307 14.6	5. Cameron Jackson-WOF	Jr	18	39	75	114	6.3
6. Nat Dixon-UTC	Jr	21	97	47	63	304 14.5	6. Marc Gosselin-WCU	Jr	19	34	77	111	5.8
7. Bubba Parham-VMI	Fr	19	85	39	64	273 14.4	7. Tyler Creammer-VMI	So	19	39	70	109	5.7
8. Makinde London-UTC	Jr	17	84	30	45	243 14.3	8. Eric Adams-SAM	Sr	21	57	63	120	5.7
9. Desonta Bradford-ETSU	Sr	21	100	27	67	294 14.0	9. Desonta Bradford-ETSU	Sr	21	13	105	118	5.6
10. Matt Frierson-CIT	Jr	19	75	68	31	249 13.1	10. Mike Amius-WCU	Jr	19	38	66	104	5.5
11. Justin Coleman-SAM	Jr	21	99	35	42	275 13.1	11. Marvin Smith-UNCG	Sr	20	36	72	108	5.4
12. Zane Najdawi-CIT	Jr	18	95	15	30	235 13.1	12. Peter Jurkin-ETSU	Sr	20	25	79	104	5.2
13. Jalan McCloud-ETSU	Sr	20	90	17	50	247 12.4	13. Jordy Kuiper-UNCG	Sr	20	33	69	102	5.1
14. Mike Amius-WCU	Jr	19	85	0	63	233 12.3	David Burrell-ETSU	Sr	20	31	71	102	5.1
15. Trevor Stumpe-WOF	So	15	64	28	27	183 12.2	15. Mladen Armus-ETSU	Fr	21	50	57	107	5.1
16. Cameron Jackson-WOF	Jr	18	94	0	31	219 12.2	16. Desmond Ringer-MER	Sr	21	42	63	105	5.0
17. Rodney Chatman-UTC	So	21	87	31	50	255 12.1	17. D. Denzel-Dyson-SAM	Sr	21	24	77	101	4.8
18. Marvin Smith-UNCG	Sr	20	75	42	48	240 12.0	18. Nat Dixon-UTC	Jr	21	26	71	97	4.6
19. Matt Rafferty-FUR	Jr	21	99	10	38	246 11.7	19. Devin Sibley-FUR	Sr	20	9	83	92	4.6
20. Alex Thompson-SAM	Sr	21	88	28	41	245 11.7	20. Kaelon Harris-CIT	So	18	28	53	81	4.5
21. John Davis-FUR	Sr	21	90	25	38	243 11.6							
22. Daniel Fowler-FUR	Sr	21	83	36	39	241 11.5							
23. Stephon Jelks-MER	Sr	21	81	32	32	226 10.8							
24. Demetre Rivers-MER	Sr	21	73	25	48	219 10.4							
25. Austin Vereen-VMI	Jr	19	59	38	41	197 10.4							
Deriece Parks-WCU	Sr	19	68	43	18	197 10.4							
27. Tariq Simmons-CIT	Fr	19	73	23	25	194 10.2							
28. Nathan Hoover-WOF	So	20	63	39	27	192 9.6							
29. Devontavius Payne-ETSU	Sr	20	68	42	12	190 9.5							
30. Makale Foreman-UTC	So	21	65	44	22	196 9.3							
Kaelon Harris-CIT	So	18	54	18	42	168 9.3							

FIELD GOAL PCT						ASSISTS			
	Cl	G	FGM	FGA	Pct.		Cl	G	No. Avg/G
1. Cameron Jackson-WOF	Jr	18	94	156	.603	1. Justin Coleman-SAM	Jr	21	127 6.0
2. Zane Najdawi-CIT	Jr	18	95	173	.549	2. Josh Sharkey-SAM	So	19	89 4.7
3. Fletcher Magee-WOF	Jr	20	153	302	.507	3. Rodney Chatman-UTC	So	21	98 4.7
4. Ria'n Holland-MER	Sr	16	100	203	.493	4. Jordan Strawberry-MER	Sr	21	86 4.1
5. Devin Sibley-FUR	Sr	20	114	241	.473	5. Keith Smith-VMI	So	19	73 3.8
6. Francis Alonso-UNCG	Jr	20	107	243	.440	6. Jalan McCloud-ETSU	Sr	20	76 3.8
						7. Storm Murphy-WOF	Fr	20	74 3.7
						Demetrius Troy-UNCG	Jr	20	74 3.7
						9. Desonta Bradford-ETSU	Sr	21	77 3.7
						10. Matt Rafferty-FUR	Jr	21	63 3.0
						Francis Alonso-UNCG	Jr	20	60 3.0
						Frankie Johnson-CIT	So	19	57 3.0
						13. Marcus Cohen-MER	Fr	21	61 2.9
						14. Devin Peterson-WCU	Sr	17	48 2.8
						15. Daniel Fowler-FUR	Sr	21	58 2.8

2017-18 Southern Conference  
INDIVIDUAL BASKETBALL STATISTICS  
Through games of Jan 24, 2018 (All games)

FREE THROW PCT					CI	G	FTM	FTA	Pct.
1.	Fletcher Magee-WOF	Jr	20	59	61	.967			
2.	Francis Alonso-UNCG	Jr	20	60	69	.870			
3.	Bubba Parham-VMI	Fr	19	64	76	.842			
4.	Ria'n Holland-MER	Sr	16	56	67	.836			
5.	Nat Dixon-UTC	Jr	21	63	83	.759			
6.	D. Denzel-Dyson-SAM	Sr	21	59	79	.747			
7.	Desonta Bradford-ETSU	Sr	21	67	91	.736			
8.	Jalan McCloud-ETSU	Sr	20	50	69	.725			
9.	Makinde London-UTC	Jr	17	45	66	.682			
10.	Mike Amius-WCU	Jr	19	63	94	.670			

STEALS				CI	G	No.	Avg/G
1.	Cameron Jackson-WOF	Jr	18	39	2.2		
2.	Ria'n Holland-MER	Sr	16	27	1.7		
3.	John Davis-FUR	Sr	21	35	1.7		
	Matt Rafferty-FUR	Jr	21	35	1.7		
	Desonta Bradford-ETSU	Sr	21	35	1.7		
	Desmond Johnson-WCU	Fr	18	30	1.7		
7.	Frankie Johnson-CIT	So	19	31	1.6		
8.	Daniel Fowler-FUR	Sr	21	32	1.5		
9.	Deriece Parks-WCU	Sr	19	27	1.4		
10.	Jalan McCloud-ETSU	Sr	20	28	1.4		
11.	Josh Sharkey-SAM	So	19	26	1.4		
	Keith Smith-VMI	So	19	26	1.4		
13.	Isaiah Miller-UNCG	Fr	20	26	1.3		
14.	Justin Coleman-SAM	Jr	21	27	1.3		
15.	Demetrius Troy-UNCG	Jr	20	25	1.3		

3-POINT FG PCT					CI	G	3FG	FGA	Pct.
1.	Stephon Jelks-MER	Sr	21	32	65	.492			
2.	Triston Chambers-SAM	So	21	40	84	.476			
3.	Fletcher Magee-WOF	Jr	20	89	187	.476			
4.	Ria'n Holland-MER	Sr	16	48	101	.475			
5.	Trevor Stumpe-WOF	So	15	28	61	.459			
6.	Francis Alonso-UNCG	Jr	20	69	155	.445			
7.	D. Denzel-Dyson-SAM	Sr	21	50	116	.431			
8.	Nat Dixon-UTC	Jr	21	47	115	.409			
9.	Nathan Hoover-WOF	So	20	39	96	.406			
10.	Andrew Brown-FUR	Jr	21	33	82	.402			
11.	Matt Frierson-CIT	Jr	19	68	173	.393			
12.	Austin Vereen-VMI	Jr	19	38	97	.392			
13.	Daniel Fowler-FUR	Sr	21	36	92	.391			
14.	Makale Foreman-UTC	So	21	44	114	.386			
15.	Justin Coleman-SAM	Jr	21	35	93	.376			

3-POINT FG MADE				CI	G	3FG	Avg/G
1.	Fletcher Magee-WOF	Jr	20	89	4.5		
2.	Matt Frierson-CIT	Jr	19	68	3.6		
3.	Francis Alonso-UNCG	Jr	20	69	3.5		
4.	Ria'n Holland-MER	Sr	16	48	3.0		
5.	D. Denzel-Dyson-SAM	Sr	21	50	2.4		
6.	Deriece Parks-WCU	Sr	19	43	2.3		
7.	Nat Dixon-UTC	Jr	21	47	2.2		
8.	Devontavius Payne-ETSU	Sr	20	42	2.1		
	Marvin Smith-UNCG	Sr	20	42	2.1		
10.	Makale Foreman-UTC	So	21	44	2.1		
11.	Bubba Parham-VMI	Fr	19	39	2.1		
12.	Matt Halvorsen-WCU	Fr	19	38	2.0		
	Austin Vereen-VMI	Jr	19	38	2.0		
14.	Nathan Hoover-WOF	So	20	39	2.0		
15.	Triston Chambers-SAM	So	21	40	1.9		

BLOCKED SHOTS				CI	G	No.	Avg/G
1.	James Dickey-UNCG	So	19	40	2.1		
2.	Cameron Jackson-WOF	Jr	18	26	1.4		
3.	Fred Iruafemi-VMI	Sr	19	26	1.4		
4.	Peter Jurkin-ETSU	Sr	20	27	1.4		
5.	Eric Adams-SAM	Sr	21	28	1.3		
6.	Makinde London-UTC	Jr	17	16	0.9		
7.	Zane Najdawi-CIT	Jr	18	16	0.9		
8.	Matt Rafferty-FUR	Jr	21	17	0.8		
9.	Marc Gosselin-WCU	Jr	19	13	0.7		
10.	Mike Amius-WCU	Jr	19	12	0.6		
11.	Kaelon Harris-CIT	So	18	11	0.6		
12.	David Burrell-ETSU	Sr	20	12	0.6		
13.	Desonta Bradford-ETSU	Sr	21	12	0.6		
14.	Rob Johnson-CIT	Fr	19	10	0.5		
	Tyler Creammer-VMI	So	19	10	0.5		

ASSIST/TURNOVER RATIO					CI	G	Ast.	T/O	Ratio
1.	Matt Rafferty-FUR	Jr	21	63	21	3.0			
2.	Jordan Strawberry-MER	Sr	21	86	33	2.6			
3.	Storm Murphy-WOF	Fr	20	74	34	2.2			
4.	Justin Coleman-SAM	Jr	21	127	60	2.1			
5.	Demetrius Troy-UNCG	Jr	20	74	42	1.8			
6.	Jalan McCloud-ETSU	Sr	20	76	44	1.7			
7.	Desonta Bradford-ETSU	Sr	21	77	47	1.6			
8.	Rodney Chatman-UTC	So	21	98	60	1.6			
9.	Josh Sharkey-SAM	So	19	89	58	1.5			
10.	Keith Smith-VMI	So	19	73	50	1.5			
11.	Frankie Johnson-CIT	So	19	57	40	1.4			
12.	Francis Alonso-UNCG	Jr	20	60	57	1.1			



2017-18 Southern Conference  
INDIVIDUAL BASKETBALL STATISTICS  
Through games of Jan 24, 2018 (All games)

OFFENSIVE REBOUNDS	Cl	G	No.	Avg/G
1. James Dickey-UNCG	So	19	64	3.4
2. Eric Adams-SAM	Sr	21	57	2.7
3. Matt Rafferty-FUR	Jr	21	53	2.5
4. Mladen Armus-ETSU	Fr	21	50	2.4
5. Cameron Jackson-WOF	Jr	18	39	2.2
6. Tyler Creammer-VMI	So	19	39	2.1
7. Desmond Ringer-MER	Sr	21	42	2.0
Mike Amius-WCU	Jr	19	38	2.0
9. Stephon Jelks-MER	Sr	21	41	2.0
10. Marvin Smith-UNCG	Sr	20	36	1.8
11. Marc Gosselin-WCU	Jr	19	34	1.8
12. Jordy Kuiper-UNCG	Sr	20	33	1.7
13. Daniel Fowler-FUR	Sr	21	34	1.6
14. Jalen Williams-FUR	So	21	33	1.6
15. Kaelon Harris-CIT	So	18	28	1.6

DEFENSIVE REBOUNDS	Cl	G	No.	Avg/G
1. Makinde London-UTC	Jr	17	111	6.5
2. Stephon Jelks-MER	Sr	21	124	5.9
3. Matt Rafferty-FUR	Jr	21	108	5.1
4. Desonta Bradford-ETSU	Sr	21	105	5.0
James Dickey-UNCG	So	19	95	5.0
6. Cameron Jackson-WOF	Jr	18	75	4.2
7. Devin Sibley-FUR	Sr	20	83	4.2
8. Marc Gosselin-WCU	Jr	19	77	4.1
9. Rodney Chatman-UTC	So	21	83	4.0
10. Peter Jurkin-ETSU	Sr	20	79	4.0
11. Tyler Creammer-VMI	So	19	70	3.7
12. D. Denzel-Dyson-SAM	Sr	21	77	3.7
13. Marvin Smith-UNCG	Sr	20	72	3.6
14. Derrick Brooks-WOF	Sr	19	68	3.6
15. David Burrell-ETSU	Sr	20	71	3.6

MINUTES PLAYED	Cl	G	No.	Avg/G
1. Nat Dixon-UTC	Jr	21	760	36.2
2. Makale Foreman-UTC	So	21	734	35.0
3. Fletcher Magee-WOF	Jr	20	653	32.7
4. Rodney Chatman-UTC	So	21	668	31.8
5. Desonta Bradford-ETSU	Sr	21	663	31.6
6. Ria'n Holland-MER	Sr	16	495	30.9
7. Justin Coleman-SAM	Jr	21	649	30.9
8. D. Denzel-Dyson-SAM	Sr	21	630	30.0
9. Francis Alonso-UNCG	Jr	20	589	29.5
10. Daniel Fowler-FUR	Sr	21	616	29.3

2017-18 Southern Conference  
Conference Team Highs  
Through games of Jan 24, 2018 (All games)

TEAM HIGHS (highest totals made by)

Points	116	The Citadel vs Trinity Baptist (11/21/17)
	110	Mercer vs Toccoa Falls (11/12/17)
	110	The Citadel vs Point University (12/16/17)
	110	The Citadel vs Chattanooga (01/13/18)
	109	The Citadel vs Oglethorpe (11/10/17)
	109	Wofford vs The Citadel (01/06/18)
Margin	67 (110-43)	Mercer vs Toccoa Falls (11/12/17)
	59 (104-45)	Wofford vs Johnson & Wales (12/09/17)
	56 (103-47)	Furman vs Montreat (12/14/17)
	53 (101-48)	Furman vs Bob Jones (11/10/17)
	52 (95-43)	UNCG vs Ferrum (11/17/17)
Field goals made	45	The Citadel vs Trinity Baptist (11/21/17)
	41	The Citadel vs Oglethorpe (11/10/17)
	39	Mercer vs Toccoa Falls (11/12/17)
	39	Furman vs Montreat (12/14/17)
	39	Furman vs The Citadel (01/04/18)
	39	Samford at The Citadel (01/11/18)
Field goal attempts	87	The Citadel vs Oglethorpe (11/10/17)
	79	The Citadel at North Carolina A&T (11/15/17)
	79	Western Carolina vs Hiwassee (11/15/17)
	79	The Citadel vs Trinity Baptist (11/21/17)
	79	The Citadel vs Marist (12/01/17)
	79	UNCG at Liberty (12/02/17)
	79	Chattanooga at The Citadel (01/13/18)
Field goal percentage	.632 (36-57)	Wofford vs Johnson & Wales (12/09/17)
	.619 (39-63)	Samford at The Citadel (01/11/18)
	.617 (29-47)	Samford vs Chattanooga (12/30/17)
	.617 (37-60)	The Citadel vs Chattanooga (01/13/18)
	.608 (31-51)	ETSU at Samford (01/04/18)
3-Pt FG made	21	The Citadel vs Oglethorpe (11/10/17)
	20	Wofford vs Johnson & Wales (12/09/17)
	18	Samford at The Citadel (01/11/18)
	17	Furman vs The Citadel (01/04/18)
	17	Chattanooga at The Citadel (01/13/18)
3-Pt FG attempts	47	The Citadel vs Oglethorpe (11/10/17)
	44	The Citadel vs Western Carolina (12/30/17)
	43	The Citadel at Ohio State (12/19/17)
	42	The Citadel vs Marist (12/01/17)
	42	The Citadel vs Samford (01/11/18)
3-Pt percentage	.609 (14-23)	Western Carolina vs Alabama A&M (11/25/17)
	.591 (13-22)	Wofford vs VMI (01/04/18)
	.588 (20-34)	Wofford vs Johnson & Wales (12/09/17)
	.563 (18-32)	Samford at The Citadel (01/11/18)
	.560 (14-25)	Wofford at Coastal Carolina (11/29/17)
Free throws made	29	Wofford vs The Citadel (01/06/18)
	28	ETSU vs Fort Wayne (11/25/17)
	27	VMI at NC State (11/10/17)
	25	Furman vs Winthrop (11/29/17)
	24	Western Carolina at Massachusetts (11/21/17)
	24	Samford vs Thomas University (12/15/17)
Free throw attempts	37	Samford vs Thomas University (12/15/17)
	37	Wofford vs The Citadel (01/06/18)
	35	VMI at NC State (11/10/17)
	35	Western Carolina at The Citadel (12/30/17)
	33	ETSU vs Fort Wayne (11/25/17)

	33		The Citadel vs Western Carolina (12/30/17)
	33		The Citadel at Wofford (01/06/18)
Free throw percentage	1.000	(7-7)	Wofford vs VMI (01/04/18)
	1.000	(6-6)	The Citadel vs Oglethorpe (11/10/17)
	.923	(12-13)	VMI at VCU (12/22/17)
	.917	(11-12)	Samford at Furman (01/20/18)
	.889	(16-18)	Wofford at North Carolina (12/20/17)
	.889	(8-9)	VMI at Western Carolina (01/15/18)
Rebounds	56		Western Carolina at The Citadel (12/30/17)
	55		Chattanooga vs Samford (01/24/18)
	54		Western Carolina vs Hiwassee (11/15/17)
	52		Furman vs Montreat (12/14/17)
	51		UNCG at Liberty (12/02/17)
Assists	32		The Citadel vs Trinity Baptist (11/21/17)
	31		Furman vs The Citadel (01/04/18)
	28		Mercer vs Toccoa Falls (11/12/17)
	28		Samford at The Citadel (01/11/18)
	27		The Citadel vs Oglethorpe (11/10/17)
	27		Wofford vs Bob Jones (11/18/17)
	27		Furman vs Montreat (12/14/17)
Steals	25		The Citadel vs Trinity Baptist (11/21/17)
	22		ETSU vs Hiwassee (12/10/17)
	17		The Citadel vs Oglethorpe (11/10/17)
	17		UNCG vs Ferrum (11/17/17)
	17		The Citadel vs Point University (12/16/17)
	17		The Citadel at Wofford (01/06/18)
Blocked shots	9		ETSU at Xavier (12/16/17)
	7		UNCG vs N.C. Wesleyan (11/15/17)
	7		UNCG vs Delaware (11/20/17)
	7		Mercer vs Hiwassee (11/26/17)
	7		ETSU vs Northern Kentucky (12/06/17)
	7		UNCG vs UNCW (12/13/17)
	7		Wofford at North Carolina (12/20/17)
	7		ETSU vs UNCG (01/11/18)
	7		The Citadel vs Chattanooga (01/13/18)
Turnovers	24		VMI at Duquesne (11/14/17)
	22		Western Carolina at Cincinnati (11/13/17)
	22		Samford at Clemson (12/09/17)
	22		The Citadel vs Western Carolina (12/30/17)
	22		Chattanooga vs Samford (01/24/18)
Fouls	33		UNCG at Liberty (12/02/17)
	30		Western Carolina at Minnesota (11/19/17)
	29		The Citadel at Virginia Tech (11/12/17)
	28		Mercer at UCF (11/10/17)
	28		The Citadel vs Western Carolina (12/30/17)



2017-18 Southern Conference  
Conference Individual Highs  
Through games of Jan 24, 2018 (All games)

INDIVIDUAL PLAYER GAME HIGHS

Points	37		Zane Najdawi (The Citadel) vs Chattanooga (01/13/18)
	36		Francis Alonso (UNCG) at Liberty (12/02/17)
	36		Fletcher Magee (Wofford) vs Georgia Tech (12/06/17)
	33		Ria'n Holland (Mercer) at La Salle (12/17/17)
	32		Fletcher Magee (Wofford) at California (11/16/17)
	32		Francis Alonso (UNCG) vs Delaware (11/20/17)
Field goals made	15		Zane Najdawi (The Citadel) vs Chattanooga (01/13/18)
	12		Zane Najdawi (The Citadel) vs Trinity Baptist (11/21/17)
	12		Fletcher Magee (Wofford) vs Georgia Tech (12/06/17)
	12		Justin Coleman (Samford) vs Chattanooga (12/30/17)
	12		Mike Amius (Western Carolina) at Chattanooga (01/04/18)
Field goal attempts	31		Francis Alonso (UNCG) at Liberty (12/02/17)
	23		Fletcher Magee (Wofford) at North Carolina (12/20/17)
	22		Fletcher Magee (Wofford) vs Georgia Tech (12/06/17)
	20		Makinde London (Chattanooga) at Marshall (12/05/17)
	19		Devontavius Payne (ETSU) at Savannah State (11/13/17)
	19		Devin Sibley (Furman) vs Elon (11/14/17)
	19		Fletcher Magee (Wofford) vs North Florida (11/19/17)
	19		Ria'n Holland (Mercer) at La Salle (12/17/17)
	19		Fletcher Magee (Wofford) at UNCG (12/30/17)
	19		Fletcher Magee (Wofford) at Samford (01/18/18)
	19		Fletcher Magee (Wofford) vs Chattanooga (01/20/18)
	19		D. Denzel-Dyson (Samford) at Chattanooga (01/24/18)
Field goal percentage	1.000	(9-9)	Desmond Ringer (Mercer) at ETSU (1/24/18)
	.900	(9-10)	Hayden Brown (The Citadel) at Virginia Tech (11/12/17)
	.900	(9-10)	D. Denzel-Dyson (Samford) vs Southeastern La. (11/24/17)
	.889	(8-9)	Matt Rafferty (Furman) vs UNC Asheville (12/05/17)
	.889	(8-9)	Bo Hodges (ETSU) vs Hiwassee (12/10/17)
3-Pt FG made	9		Matt Frierson (The Citadel) vs Chattanooga (01/13/18)
	8		Francis Alonso (UNCG) vs Delaware (11/20/17)
	8		Fletcher Magee (Wofford) vs Georgia Tech (12/06/17)
	8		Fletcher Magee (Wofford) at Samford (01/18/18)
	7		Fletcher Magee (Wofford) at California (11/16/17)
	7		Francis Alonso (UNCG) at Wake Forest (11/24/17)
	7		Francis Alonso (UNCG) at Liberty (12/02/17)
3-Pt FG attempts	19		Francis Alonso (UNCG) at Liberty (12/02/17)
	18		Matt Frierson (The Citadel) vs Chattanooga (01/13/18)
	15		Fletcher Magee (Wofford) at Samford (01/18/18)
	14		Devontavius Payne (ETSU) at Savannah State (11/13/17)
	14		Matt Frierson (The Citadel) vs Marist (12/01/17)
	14		Fletcher Magee (Wofford) vs Georgia Tech (12/06/17)
	14		Matt Halvorsen (Western Carolina) at Samford (01/06/18)
3-Pt percentage	1.000	(5-5)	D. Denzel-Dyson (Samford) vs Southeastern La. (11/24/17)
	1.000	(5-5)	Fletcher Magee (Wofford) at Coastal Carolina (11/29/17)
	1.000	(5-5)	Keith Smith (VMI) vs Mercer (01/18/18)
	.857	(6-7)	Jalan McCloud (ETSU) vs Mercer (1/24/18)
	.833	(5-6)	Preston Parks (The Citadel) vs Oglethorpe (11/10/17)
Free throws made	12		Bubba Parham (VMI) at NC State (11/10/17)
	11		Ria'n Holland (Mercer) at UCF (11/10/17)
	10		Desonta Bradford (ETSU) vs Fort Wayne (11/25/17)
	10		Mike Amius (Western Carolina) at Col. of Charleston (11/30/17)
	10		Trevor Stumpe (Wofford) vs The Citadel (01/06/18)
Free throw attempts	13		Mike Amius (Western Carolina) vs UNCG (01/13/18)
	12		Bubba Parham (VMI) at NC State (11/10/17)
	12		Desonta Bradford (ETSU) vs Fort Wayne (11/25/17)

	12	Mike Amius (Western Carolina) at Col. of Charleston (11/30/17)
	12	Trevor Stumpe (Wofford) vs The Citadel (01/06/18)
Free throw percentage	1.000 (12-12)	Bubba Parham (VMI) at NC State (11/10/17)
	1.000 (11-11)	Ria'n Holland (Mercer) at UCF (11/10/17)
	1.000 (8-8)	Matt Halvorsen (Western Carolina) vs Appalachian State (12/04/17)
	1.000 (8-8)	Desmond Ringer (Mercer) at Furman (01/06/18)
	.900 (9-10)	Demetre Rivers (Mercer) vs Alabama (12/19/17)
	.900 (9-10)	Desonta Bradford (ETSU) vs Mercer (1/24/18)
Rebounds	19	Makinde London (Chattanooga) vs Samford (01/24/18)
	18	Makinde London (Chattanooga) at Marshall (12/05/17)
	16	Matt Rafferty (Furman) vs Bob Jones (11/10/17)
	14	Matt Rafferty (Furman) vs Tennessee Tech (12/02/17)
	14	James Dickey (UNCG) at Liberty (12/02/17)
Assists	14	Rodney Chatman (Chattanooga) at Jacksonville State (12/21/17)
	13	Justin Coleman (Samford) at The Citadel (01/11/18)
	12	Justin Coleman (Samford) vs Wofford (01/18/18)
	10	Justin Coleman (Samford) vs Miss. Valley State (11/26/17)
	9	Justin Coleman (Samford) vs Alabama A&M (11/13/17)
	9	Keith Smith (VMI) vs Presbyterian (11/18/17)
	9	Preston Parks (The Citadel) vs Trinity Baptist (11/21/17)
	9	Christen Cunningham (Samford) vs Southeastern La. (11/24/17)
	9	Justin Coleman (Samford) vs Asbury (12/18/17)
	9	Jermaine Long (ETSU) at Samford (01/04/18)
	9	Josh Sharkey (Samford) vs ETSU (01/04/18)
	9	Justin Coleman (Samford) vs Western Carolina (01/06/18)
	9	Rodney Chatman (Chattanooga) at Wofford (01/20/18)
	9	Desonta Bradford (ETSU) vs Mercer (1/24/18)
Steals	8	Desmond Johnson (Western Carolina) at The Citadel (12/30/17)
	6	Marcus Cohen (Mercer) vs Toccoa Falls (11/12/17)
	6	Cameron Jackson (Wofford) vs Washington & Lee (11/12/17)
	5	Ria'n Holland (Mercer) vs Jackson State (11/14/17)
	5	Frankie Johnson (The Citadel) vs Trinity Baptist (11/21/17)
	5	Matt Rafferty (Furman) vs Tennessee Tech (12/02/17)
	5	Isaiah Miller (UNCG) at Liberty (12/02/17)
	5	Matt Frierson (The Citadel) vs Point University (12/16/17)
	5	Jalan McCloud (ETSU) vs Tusculum (12/28/17)
	5	Quayson Williams (The Citadel) at Wofford (01/06/18)
	5	Frankie Johnson (The Citadel) at VMI (01/20/18)
Blocked shots	6	Cameron Jackson (Wofford) at North Carolina (12/20/17)
	6	Zane Najdawi (The Citadel) vs Western Carolina (12/30/17)
	5	James Dickey (UNCG) vs Longwood (11/21/17)
	5	James Dickey (UNCG) vs UNCW (12/13/17)
	5	Peter Jurkin (ETSU) at Xavier (12/16/17)
Turnovers	8	Frankie Johnson (The Citadel) vs Western Carolina (12/30/17)
	7	James Dickey (UNCG) vs UNCW (12/13/17)
	7	Keith Smith (VMI) at VCU (12/22/17)
	6	Josh Sharkey (Samford) at Arkansas (11/10/17)
	6	Desonta Bradford (ETSU) at Savannah State (11/13/17)
	6	Christen Cunningham (Samford) vs Southeastern La. (11/24/17)
	6	Rodney Chatman (Chattanooga) at Marshall (12/05/17)
	6	Josh Sharkey (Samford) at Clemson (12/09/17)
	6	Desmond Ringer (Mercer) vs Alabama (12/19/17)
	6	D. Denzel-Dyson (Samford) vs Chattanooga (12/30/17)
	6	Makinde London (Chattanooga) at Samford (12/30/17)
	6	Quayson Williams (The Citadel) at Furman (01/04/18)
	6	Marc Gosselin (Western Carolina) vs Mercer (01/10/18)
	6	Fletcher Magee (Wofford) vs Furman (01/13/18)
	6	Makinde London (Chattanooga) at Wofford (01/20/18)

2017-18 Southern Conference  
CONFERENCE BASKETBALL STATISTICS  
Through games of Jan 24, 2018 (Conference games only)

SCORING OFFENSE	G	W-L	Pts	Avg/G
1. The Citadel	7	1-6	578	82.6
2. Wofford	7	6-1	574	82.0
3. ETSU	8	8-0	618	77.2
4. Samford	8	3-5	614	76.8
5. Furman	8	5-3	611	76.4
6. Chattanooga	8	1-7	557	69.6
7. Mercer	8	3-5	541	67.6
8. UNCG	7	6-1	471	67.3
9. Western Carolina	7	4-3	455	65.0
10. VMI	8	1-7	467	58.4

SCORING DEFENSE	G	Pts	Avg/G
1. ETSU	8	485	60.6
2. UNCG	7	436	62.3
3. Furman	8	529	66.1
4. Mercer	8	537	67.1
5. Western Carolina	7	473	67.6
6. Wofford	7	488	69.7
7. VMI	8	602	75.2
8. Chattanooga	8	633	79.1
9. Samford	8	638	79.8
10. The Citadel	7	665	95.0

SCORING MARGIN	G	Offense	Defense	Margin
1. ETSU	8	77.2	60.6	+16.6
2. Wofford	7	82.0	69.7	+12.3
3. Furman	8	76.4	66.1	+10.2
4. UNCG	7	67.3	62.3	+5.0
5. Mercer	8	67.6	67.1	+0.5
6. Western Carolina	7	65.0	67.6	-2.6
7. Samford	8	76.8	79.8	-3.0
8. Chattanooga	8	69.6	79.1	-9.5
9. The Citadel	7	82.6	95.0	-12.4
10. VMI	8	58.4	75.2	-16.9

FREE THROW PCT	G	FTM	FTA	Pct.
1. Samford	8	109	134	.813
2. Wofford	7	91	117	.778
3. Mercer	8	96	128	.750
4. VMI	8	94	129	.729
5. ETSU	8	109	154	.708
6. UNCG	7	86	123	.699
7. Chattanooga	8	87	130	.669
8. Western Carolina	7	103	155	.665
9. Furman	8	90	138	.652
10. The Citadel	7	107	169	.633

FIELD GOAL PERCENTAGE	G	FGM	FGA	Pct.
1. ETSU	8	221	423	.522
2. Wofford	7	201	404	.498
3. Samford	8	216	440	.491
4. Furman	8	221	468	.472
5. Mercer	8	197	445	.443
6. The Citadel	7	195	452	.431
7. Chattanooga	8	200	464	.431
8. UNCG	7	163	393	.415
9. Western Carolina	7	157	400	.393
10. VMI	8	155	423	.366

FIELD GOAL PCT DEFENSE	G	FGM	FGA	Pct.
1. ETSU	8	170	453	.375
2. UNCG	7	147	346	.425
3. Mercer	8	180	420	.429
4. Wofford	7	170	392	.434
5. Furman	8	186	428	.435
6. Western Carolina	7	163	371	.439
7. VMI	8	214	472	.453
8. Samford	8	228	491	.464
9. The Citadel	7	232	477	.486
10. Chattanooga	8	236	462	.511

3-POINT FG PCT	G	3FGM	3FGA	Pct.
1. Wofford	7	81	184	.440
2. ETSU	8	67	156	.429
3. Samford	8	73	182	.401
4. Furman	8	79	227	.348
5. Chattanooga	8	70	207	.338
6. VMI	8	63	188	.335
7. UNCG	7	59	177	.333
8. The Citadel	7	81	247	.328
9. Mercer	8	51	162	.315
10. Western Carolina	7	38	132	.288

3-POINT FG PCT DEFENSE	G	3FGM	3FGA	Pct.
1. ETSU	8	46	169	.272
2. Western Carolina	7	57	182	.313
3. Wofford	7	59	184	.321
4. Chattanooga	8	57	161	.354
5. UNCG	7	50	138	.362
6. Mercer	8	73	200	.365
7. Furman	8	62	169	.367
8. Samford	8	89	239	.372
9. VMI	8	74	197	.376
10. The Citadel	7	95	223	.426

REBOUNDING OFFENSE	G	Rebounds	Avg/G
1. The Citadel	7	262	37.4
2. Mercer	8	297	37.1
3. Western Carolina	7	254	36.3
4. UNCG	7	251	35.9
5. Wofford	7	249	35.6
6. ETSU	8	282	35.2
7. Furman	8	267	33.4
8. VMI	8	261	32.6
9. Chattanooga	8	243	30.4
10. Samford	8	237	29.6

REBOUNDING DEFENSE	G	Rebounds	Avg/G
1. Mercer	8	229	28.6
2. UNCG	7	211	30.1
3. Wofford	7	217	31.0
4. ETSU	8	252	31.5
5. Furman	8	262	32.8
6. Western Carolina	7	247	35.3
7. Samford	8	284	35.5
8. Chattanooga	8	286	35.8
9. VMI	8	312	39.0
10. The Citadel	7	303	43.3



2017-18 Southern Conference  
CONFERENCE BASKETBALL STATISTICS  
Through games of Jan 24, 2018 (Conference games only)

REBOUNDING MARGIN	G	Team	Avg.	Opp.	Avg.	Margin
1.	8	Mercer	297	37.1	229	28.6 +8.5
2.	7	UNCG	251	35.9	211	30.1 +5.7
3.	7	Wofford	249	35.6	217	31.0 +4.6
4.	8	ETSU	282	35.2	252	31.5 +3.7
5.	7	Western Carolina	254	36.3	247	35.3 +1.0
6.	8	Furman	267	33.4	262	32.8 +0.6
7.	8	Chattanooga	243	30.4	286	35.8 -5.4
8.	7	The Citadel	262	37.4	303	43.3 -5.9
9.	8	Samford	237	29.6	284	35.5 -5.9
10.	8	VMI	261	32.6	312	39.0 -6.4

BLOCKED SHOTS	G	No.	Avg/G
1.	8	ETSU	37 4.6
2.	7	UNCG	26 3.7
3.	7	Wofford	21 3.0
4.	8	Samford	23 2.9
5.	7	The Citadel	20 2.9
	7	Western Carolina	20 2.9
7.	8	VMI	22 2.8
8.	8	Chattanooga	20 2.5
9.	8	Furman	16 2.0
10.	8	Mercer	15 1.9

ASSISTS	G	No.	Avg/G
1.	8	ETSU	140 17.5
2.	7	The Citadel	120 17.1
3.	8	Samford	135 16.9
4.	8	Furman	130 16.3
5.	7	Wofford	111 15.9
6.	8	Chattanooga	113 14.1
7.	8	Mercer	100 12.5
8.	7	UNCG	85 12.1
9.	7	Western Carolina	78 11.1
10.	8	VMI	86 10.8

STEALS	G	No.	Avg/G
1.	7	Western Carolina	70 10.0
2.	7	The Citadel	61 8.7
3.	8	Furman	69 8.6
4.	8	ETSU	56 7.0
5.	7	Wofford	48 6.9
6.	8	Samford	52 6.5
7.	7	UNCG	42 6.0
8.	8	VMI	46 5.8
9.	8	Mercer	44 5.5
10.	8	Chattanooga	43 5.4

TURNOVER MARGIN	G	Team	Avg.	Opp.	Avg.	Margin
1.	8	Furman	92	11.5	122	15.3 +3.8
2.	7	Western Carolina	112	16.0	123	17.6 +1.6
3.	7	UNCG	94	13.4	102	14.6 +1.1
4.	7	The Citadel	114	16.3	118	16.9 +0.6
5.	7	Wofford	98	14.0	100	14.3 +0.3
6.	8	Chattanooga	111	13.9	113	14.1 +0.2
7.	8	ETSU	108	13.5	109	13.6 +0.1
8.	8	Samford	117	14.6	112	14.0 -0.6
9.	8	Mercer	112	14.0	91	11.4 -2.6
10.	8	VMI	130	16.3	98	12.3 -4.0

ASSIST/TURNOVER RATIO	G	Ast.	Avg.	T/O	Avg.	Ratio
1.	8	Furman	130	16.3	92	11.5 1.4
2.	8	ETSU	140	17.5	108	13.5 1.3
3.	8	Samford	135	16.9	117	14.6 1.2
4.	7	Wofford	111	15.9	98	14.0 1.1
5.	7	The Citadel	120	17.1	114	16.3 1.1
6.	8	Chattanooga	113	14.1	111	13.9 1.0
7.	7	UNCG	85	12.1	94	13.4 0.9
8.	8	Mercer	100	12.5	112	14.0 0.9
9.	7	Western Carolina	78	11.1	112	16.0 0.7
10.	8	VMI	86	10.8	130	16.3 0.7

OFFENSIVE REBOUNDS	G	No.	Avg/G
1.	7	Western Carolina	96 13.7
2.	7	UNCG	86 12.3
3.	8	Mercer	97 12.1
4.	7	The Citadel	77 11.0
5.	8	Chattanooga	80 10.0
6.	7	Wofford	65 9.3
7.	8	Furman	74 9.3
8.	8	ETSU	69 8.6
9.	8	VMI	65 8.1
10.	8	Samford	51 6.4

DEFENSIVE REBOUNDS	G	No.	Avg/G
1.	8	ETSU	213 26.6
2.	7	The Citadel	185 26.4
3.	7	Wofford	184 26.3
4.	8	Mercer	200 25.0
5.	8	VMI	196 24.5
6.	8	Furman	193 24.1
7.	7	UNCG	165 23.6
8.	8	Samford	186 23.3
9.	7	Western Carolina	158 22.6
10.	8	Chattanooga	163 20.4

DEFENSIVE REB PCT.	G	D-Reb	Opp. OR	D-Reb%
1.	8	Mercer	200	64 .758
2.	8	Furman	193	62 .757
3.	7	Wofford	184	60 .754
4.	7	UNCG	165	56 .747
5.	8	VMI	196	86 .695
6.	7	Western Carolina	158	73 .684
7.	8	ETSU	213	99 .683
8.	8	Chattanooga	163	76 .682
9.	7	The Citadel	185	88 .678
10.	8	Samford	186	96 .660

OFFENSIVE REB PCT.	G	O-Reb	Opp. DR	O-Reb%
1.	8	Mercer	97	165 .370
2.	7	UNCG	86	155 .357
3.	7	Western Carolina	96	174 .356
4.	8	ETSU	69	153 .311
5.	7	Wofford	65	157 .293
6.	8	Chattanooga	80	210 .276
7.	8	Furman	74	200 .270
8.	7	The Citadel	77	215 .264
9.	8	VMI	65	226 .223
10.	8	Samford	51	188 .213

2017-18 Southern Conference  
CONFERENCE BASKETBALL STATISTICS  
Through games of Jan 24, 2018 (Conference games only)

3-POINT FG MADE	G	No.	Avg/G
1. Wofford	7	81	11.6
The Citadel	7	81	11.6
3. Furman	8	79	9.9
4. Samford	8	73	9.1
5. Chattanooga	8	70	8.8
6. UNCG	7	59	8.4
7. ETSU	8	67	8.4
8. VMI	8	63	7.9
9. Mercer	8	51	6.4
10. Western Carolina	7	38	5.4

2017-18 Southern Conference  
CONFERENCE BASKETBALL STATISTICS  
Through games of Jan 24, 2018 (Conference games only)

Team	Conference	Pct.	PF	PA	Overall	Pct.	PF	PA	Current unbeaten streak
ETSU	8-0	1.000	77.2	60.6	8-0	1.000	77.2	60.6	ETSU -- 8
Wofford	6-1	.857	82.0	69.7	6-1	.857	82.0	69.7	Wofford -- 6
UNCG	6-1	.857	67.3	62.3	6-1	.857	67.3	62.3	UNCG -- 4
Furman	5-3	.625	76.4	66.1	5-3	.625	76.4	66.1	Chattanooga -- 1
Western Carolina	4-3	.571	65.0	67.6	4-3	.571	65.0	67.6	
Samford	3-5	.375	76.8	79.8	3-5	.375	76.8	79.8	
Mercer	3-5	.375	67.6	67.1	3-5	.375	67.6	67.1	
The Citadel	1-6	.143	82.6	95.0	1-6	.143	82.6	95.0	
Chattanooga	1-7	.125	69.6	79.1	1-7	.125	69.6	79.1	
VMI	1-7	.125	58.4	75.2	1-7	.125	58.4	75.2	

TEAM SUMMARIES	G	PF-PA	Avg score	Margin	FG-FGA	Pct.	3FG-FGA	Pct.	FT-FTA	Pct.	RebF	RebA	Margin
Chattanooga	8	557-633	69.6-79.1	-9.5	200-464	.431	70-207	.338	87-130	.669	243	286	-5.4
ETSU	8	618-485	77.2-60.6	+16.6	221-423	.522	67-156	.429	109-154	.708	282	252	+3.7
Furman	8	611-529	76.4-66.1	+10.3	221-468	.472	79-227	.348	90-138	.652	267	262	+0.6
Mercer	8	541-537	67.6-67.1	+0.5	197-445	.443	51-162	.315	96-128	.750	297	229	+8.5
Samford	8	614-638	76.8-79.8	-3.0	216-440	.491	73-182	.401	109-134	.813	237	284	-5.9
The Citadel	7	578-665	82.6-95.0	-12.4	195-452	.431	81-247	.328	107-169	.633	262	303	-5.9
UNCG	7	471-436	67.3-62.3	+5.0	163-393	.415	59-177	.333	86-123	.699	251	211	+5.7
VMI	8	467-602	58.4-75.2	-16.9	155-423	.366	63-188	.335	94-129	.729	261	312	-6.4
Western Carolina	7	455-473	65.0-67.6	-2.6	157-400	.393	38-132	.288	103-155	.665	254	247	+1.0
Wofford	7	574-488	82.0-69.7	+12.3	201-404	.498	81-184	.440	91-117	.778	249	217	+4.6

ATTENDANCE	Home	Average	Away	Average	Neutral	Average	Total	Average
Chattanooga	4-13828	3457	4-8099	2025	0-0	0	8-21927	2741
ETSU	4-19438	4860	4-10213	2553	0-0	0	8-29651	3706
Furman	4-7528	1882	4-9112	2278	0-0	0	8-16640	2080
Mercer	3-10072	3357	5-11441	2288	0-0	0	8-21513	2689
Samford	4-4262	1066	4-9130	2282	0-0	0	8-13392	1674
The Citadel	3-1442	481	4-11222	2806	0-0	0	7-12664	1809
UNCG	4-11033	2758	3-6846	2282	0-0	0	7-17879	2554
VMI	5-6551	1310	3-7517	2506	0-0	0	8-14068	1758
Western Carolina	3-3491	1164	4-10689	2672	0-0	0	7-14180	2026
Wofford	4-11340	2835	3-4716	1572	0-0	0	7-16056	2294
Totals	38-88985	2342	38-88985	2342	0-0	0	76-177970	2342

2017-18 Southern Conference  
INDIVIDUAL BASKETBALL STATISTICS  
Through games of Jan 24, 2018 (Conference games only)

To be ranked, a player must appear in at least 75.0% of their team's games.

SCORING							REBOUNDING						
	Cl	G	FG	3FG	FT	Pts Avg/G		Cl	G	Off	Def	Total	Avg/G
1. Fletcher Magee-WOF	Jr	7	46	30	21	143 20.4	1. Stephon Jelks-MER	Sr	8	21	49	70	8.8
2. Zane Najdawi-CIT	Jr	7	56	10	18	140 20.0	2. Desmond Ringer-MER	Sr	8	26	41	67	8.4
3. Bubba Parham-VMI	Fr	8	45	22	28	140 17.5	3. James Dickey-UNCG	So	7	24	31	55	7.9
4. Nat Dixon-UTC	Jr	8	45	22	25	137 17.1	4. Matt Rafferty-FUR	Jr	8	21	36	57	7.1
5. Matt Frierson-CIT	Jr	7	33	32	21	119 17.0	5. Marvin Smith-UNCG	Sr	7	16	31	47	6.7
6. Trevor Stumpe-WOF	So	7	41	16	20	118 16.9	6. Marc Gosselin-WCU	Jr	7	14	32	46	6.6
7. Mike Amius-WCU	Jr	7	43	0	27	113 16.1	7. Mike Amius-WCU	Jr	7	14	30	44	6.3
8. Francis Alonso-UNCG	Jr	7	33	21	25	112 16.0	8. Cameron Jackson-WOF	Jr	6	15	22	37	6.2
9. Justin Coleman-SAM	Jr	8	41	12	25	119 14.9	9. Kaelon Harris-CIT	So	6	13	23	36	6.0
10. Jalan McCloud-ETSU	Sr	7	37	14	14	102 14.6	10. Derrick Brooks-WOF	Sr	7	11	30	41	5.9
11. Ria'n Holland-MER	Sr	6	33	10	9	85 14.2	11. Austin Vereen-VMI	Jr	8	9	37	46	5.8
12. Desonta Bradford-ETSU	Sr	8	38	10	26	112 14.0	12. Zane Najdawi-CIT	Jr	7	6	33	39	5.6
13. Rodney Chatman-UTC	So	8	38	14	16	106 13.3	13. Peter Jurkin-ETSU	Sr	8	11	33	44	5.5
D. Denzel-Dyson-SAM	Sr	8	34	19	19	106 13.3	14. Eric Adams-SAM	Sr	8	15	26	41	5.1
15. Alex Thompson-SAM	Sr	8	37	11	20	105 13.1	15. Joshua Phillips-UTC	Sr	8	20	20	40	5.0
16. Marvin Smith-UNCG	Sr	7	25	15	25	90 12.9	16. Devin Sibley-FUR	Sr	7	3	31	34	4.9
17. Cameron Jackson-WOF	Jr	6	34	0	9	77 12.8	Trevor Stumpe-WOF	So	7	13	21	34	4.9
18. Devin Sibley-FUR	Sr	7	35	9	10	89 12.7	18. Desonta Bradford-ETSU	Sr	8	2	36	38	4.8
19. Matt Rafferty-FUR	Jr	8	39	3	15	96 12.0	Mladen Armus-ETSU	Fr	8	17	21	38	4.8
20. Austin Vereen-VMI	Jr	8	28	18	20	94 11.8	20. Tyler Creammer-VMI	So	8	14	23	37	4.6
21. Daniel Fowler-FUR	Sr	8	31	13	17	92 11.5							
22. Desmond Ringer-MER	Sr	8	36	1	18	91 11.4							
23. Stephon Jelks-MER	Sr	8	33	13	11	90 11.3							
24. Demetre Rivers-MER	Sr	8	32	8	15	87 10.9							
25. Makale Foreman-UTC	So	8	29	18	10	86 10.8							
26. Triston Chambers-SAM	So	8	28	21	7	84 10.5							
27. Jordan Lyons-FUR	So	8	25	18	14	82 10.3							
John Davis-FUR	Sr	8	31	9	11	82 10.3							
29. Bo Hodges-ETSU	Fr	7	29	3	8	69 9.9							
30. Devontavius Payne-ETSU	Sr	8	25	17	5	72 9.0							
Andrew Brown-FUR	Jr	8	26	14	6	72 9.0							

FIELD GOAL PCT						ASSISTS			
	Cl	G	FGM	FGA	Pct.		Cl	G	No. Avg/G
1. Cameron Jackson-WOF	Jr	6	34	49	.694	1. Justin Coleman-SAM	Jr	8	60 7.5
2. Zane Najdawi-CIT	Jr	7	56	81	.691	2. Rodney Chatman-UTC	So	8	46 5.8
3. Trevor Stumpe-WOF	So	7	41	77	.532	Josh Sharkey-SAM	So	8	46 5.8
4. Mike Amius-WCU	Jr	7	43	83	.518	4. Desonta Bradford-ETSU	Sr	8	37 4.6
5. Jalan McCloud-ETSU	Sr	7	37	73	.507	5. Demetrius Troy-UNCG	Jr	7	31 4.4
6. Bubba Parham-VMI	Fr	8	45	96	.469	6. Frankie Johnson-CIT	So	7	29 4.1
7. Justin Coleman-SAM	Jr	8	41	90	.456	7. Jalan McCloud-ETSU	Sr	7	28 4.0
8. Fletcher Magee-WOF	Jr	7	46	105	.438	8. Storm Murphy-WOF	Fr	7	26 3.7
9. Nat Dixon-UTC	Jr	8	45	104	.433	9. Jordan Strawberry-MER	Sr	8	29 3.6
10. Devin Sibley-FUR	Sr	7	35	84	.417	10. Jermaine Long-ETSU	Sr	8	26 3.3
11. Ria'n Holland-MER	Sr	6	33	86	.384	Matt Rafferty-FUR	Jr	8	26 3.3
						12. Marcus Cohen-MER	Fr	8	24 3.0
						Keith Smith-VMI	So	8	24 3.0
						14. Daniel Fowler-FUR	Sr	8	23 2.9
						15. Deriece Parks-WCU	Sr	7	20 2.9
						Trevor Stumpe-WOF	So	7	20 2.9

2017-18 Southern Conference  
INDIVIDUAL BASKETBALL STATISTICS  
Through games of Jan 24, 2018 (Conference games only)

FREE THROW PCT					
	Cl	G	FTM	FTA	Pct.
1. Fletcher Magee-WOF	Jr	7	21	22	.955
2. Alex Thompson-SAM	Sr	8	20	21	.952
3. Trevor Stumpe-WOF	So	7	20	23	.870
4. Desonta Bradford-ETSU	Sr	8	26	30	.867
5. Justin Coleman-SAM	Jr	8	25	29	.862
Francis Alonso-UNCG	Jr	7	25	29	.862
7. Bubba Parham-VMI	Fr	8	28	34	.824
8. Matt Frierson-CIT	Jr	7	21	27	.778
9. Nat Dixon-UTC	Jr	8	25	37	.676
10. Austin Vereen-VMI	Jr	8	20	30	.667
Zane Najdawi-CIT	Jr	7	18	27	.667
12. Marvin Smith-UNCG	Sr	7	25	39	.641
13. Mike Amius-WCU	Jr	7	27	44	.614

STEALS				
	Cl	G	No.	Avg/G
1. Desmond Johnson-WCU	Fr	7	21	3.0
2. Cameron Jackson-WOF	Jr	6	13	2.2
3. Frankie Johnson-CIT	So	7	14	2.0
4. Deriece Parks-WCU	Sr	7	13	1.9
5. John Davis-FUR	Sr	8	14	1.8
6. Daniel Fowler-FUR	Sr	8	13	1.6
Matt Rafferty-FUR	Jr	8	13	1.6
8. Quayson Williams-CIT	Jr	7	11	1.6
Jalan McCloud-ETSU	Sr	7	11	1.6
Mike Amius-WCU	Jr	7	11	1.6
11. Desonta Bradford-ETSU	Sr	8	12	1.5
Ria'n Holland-MER	Sr	6	9	1.5
13. Marvin Smith-UNCG	Sr	7	9	1.3
14. Josh Sharkey-SAM	So	8	10	1.3
15. Storm Murphy-WOF	Fr	7	8	1.1

3-POINT FG PCT					
	Cl	G	3FG	FGA	Pct.
1. Jalan McCloud-ETSU	Sr	7	14	25	.560
2. Triston Chambers-SAM	So	8	21	38	.553
3. Storm Murphy-WOF	Fr	7	11	22	.500
4. Andrew Brown-FUR	Jr	8	14	29	.483
5. Trevor Stumpe-WOF	So	7	16	35	.457
6. Stephon Jelks-MER	Sr	8	13	29	.448
7. D. Denzel-Dyson-SAM	Sr	8	19	43	.442
8. Bubba Parham-VMI	Fr	8	22	51	.431
9. Francis Alonso-UNCG	Jr	7	21	49	.429
Keith Smith-VMI	So	8	12	28	.429
Nathan Hoover-WOF	So	7	12	28	.429
12. Fletcher Magee-WOF	Jr	7	30	72	.417
13. Devontavius Payne-ETSU	Sr	8	17	43	.395
14. Nat Dixon-UTC	Jr	8	22	57	.386
15. Matt Frierson-CIT	Jr	7	32	83	.386

3-POINT FG MADE				
	Cl	G	3FG	Avg/G
1. Matt Frierson-CIT	Jr	7	32	4.6
2. Fletcher Magee-WOF	Jr	7	30	4.3
3. Francis Alonso-UNCG	Jr	7	21	3.0
4. Bubba Parham-VMI	Fr	8	22	2.8
Nat Dixon-UTC	Jr	8	22	2.8
6. Triston Chambers-SAM	So	8	21	2.6
7. D. Denzel-Dyson-SAM	Sr	8	19	2.4
8. Trevor Stumpe-WOF	So	7	16	2.3
9. Jordan Lyons-FUR	So	8	18	2.3
Austin Vereen-VMI	Jr	8	18	2.3
Makale Foreman-UTC	So	8	18	2.3
12. Marvin Smith-UNCG	Sr	7	15	2.1
13. Devontavius Payne-ETSU	Sr	8	17	2.1
14. Deriece Parks-WCU	Sr	7	14	2.0
Jalan McCloud-ETSU	Sr	7	14	2.0

BLOCKED SHOTS				
	Cl	G	No.	Avg/G
1. James Dickey-UNCG	So	7	14	2.0
2. Eric Adams-SAM	Sr	8	14	1.8
Fred Iruafemi-VMI	Sr	8	14	1.8
4. Zane Najdawi-CIT	Jr	7	12	1.7
5. Cameron Jackson-WOF	Jr	6	10	1.7
6. Peter Jurkin-ETSU	Sr	8	11	1.4
7. Desonta Bradford-ETSU	Sr	8	8	1.0
8. Matt Rafferty-FUR	Jr	8	7	0.9
9. Marc Gosselin-WCU	Jr	7	6	0.9
10. Kaelon Harris-CIT	So	6	5	0.8
11. Stephon Jelks-MER	Sr	8	6	0.8
12. Nat Dixon-UTC	Jr	8	5	0.6
13. Kyrin Galloway-UNCG	So	7	4	0.6
14. Alex Peters-SAM	Sr	8	4	0.5
Joshua Phillips-UTC	Sr	8	4	0.5
Jalen Williams-FUR	So	8	4	0.5
Rodney Chatman-UTC	So	8	4	0.5
Cory Kilby-MER	Jr	8	4	0.5
Adam Sledd-WCU	So	6	3	0.5

ASSIST/TURNOVER RATIO					
	Cl	G	Ast.	T/O	Ratio
1. Matt Rafferty-FUR	Jr	8	26	10	2.6
2. Demetrius Troy-UNCG	Jr	7	31	12	2.6
3. Josh Sharkey-SAM	So	8	46	21	2.2
4. Jordan Strawberry-MER	Sr	8	29	14	2.1
5. Justin Coleman-SAM	Jr	8	60	29	2.1
6. Desonta Bradford-ETSU	Sr	8	37	18	2.1
7. Storm Murphy-WOF	Fr	7	26	14	1.9
8. Rodney Chatman-UTC	So	8	46	25	1.8
9. Jermaine Long-ETSU	Sr	8	26	16	1.6
10. Jalan McCloud-ETSU	Sr	7	28	18	1.6
11. Frankie Johnson-CIT	So	7	29	19	1.5
12. Marcus Cohen-MER	Fr	8	24	19	1.3
13. Keith Smith-VMI	So	8	24	25	1.0

2017-18 Southern Conference  
INDIVIDUAL BASKETBALL STATISTICS  
Through games of Jan 24, 2018 (Conference games only)

OFFENSIVE REBOUNDS	Cl	G	No.	Avg/G
1. James Dickey-UNCG	So	7	24	3.4
2. Desmond Ringer-MER	Sr	8	26	3.3
3. Matt Rafferty-FUR	Jr	8	21	2.6
Stephon Jelks-MER	Sr	8	21	2.6
5. Joshua Phillips-UTC	Sr	8	20	2.5
Cameron Jackson-WOF	Jr	6	15	2.5
7. Marvin Smith-UNCG	Sr	7	16	2.3
8. Kaelon Harris-CIT	So	6	13	2.2
9. Mladen Armus-ETSU	Fr	8	17	2.1
10. Isaiah Miller-UNCG	Fr	7	14	2.0
Marc Gosselin-WCU	Jr	7	14	2.0
Mike Amius-WCU	Jr	7	14	2.0
13. Eric Adams-SAM	Sr	8	15	1.9
14. Trevor Stumpe-WOF	So	7	13	1.9
15. Tyler Creammer-VMI	So	8	14	1.8

DEFENSIVE REBOUNDS	Cl	G	No.	Avg/G
1. Stephon Jelks-MER	Sr	8	49	6.1
2. Desmond Ringer-MER	Sr	8	41	5.1
3. Zane Najdawi-CIT	Jr	7	33	4.7
4. Austin Vereen-VMI	Jr	8	37	4.6
5. Marc Gosselin-WCU	Jr	7	32	4.6
6. Matt Rafferty-FUR	Jr	8	36	4.5
Desonta Bradford-ETSU	Sr	8	36	4.5
8. Devin Sibley-FUR	Sr	7	31	4.4
James Dickey-UNCG	So	7	31	4.4
Marvin Smith-UNCG	Sr	7	31	4.4
11. Mike Amius-WCU	Jr	7	30	4.3
Derrick Brooks-WOF	Sr	7	30	4.3
13. Rodney Chatman-UTC	So	8	34	4.3
14. Peter Jurkin-ETSU	Sr	8	33	4.1
15. Alex Thompson-SAM	Sr	8	31	3.9

MINUTES PLAYED	Cl	G	No.	Avg/G
1. Nat Dixon-UTC	Jr	8	316	39.5
2. Makale Foreman-UTC	So	8	310	38.8
3. Rodney Chatman-UTC	So	8	293	36.6
4. Justin Coleman-SAM	Jr	8	265	33.1
5. Desonta Bradford-ETSU	Sr	8	261	32.6
6. Fletcher Magee-WOF	Jr	7	228	32.6
7. Deriece Parks-WCU	Sr	7	226	32.3
8. Austin Vereen-VMI	Jr	8	256	32.0
9. Bubba Parham-VMI	Fr	8	254	31.8
10. Ria'n Holland-MER	Sr	6	190	31.7



2017-18 Southern Conference  
 Conference Team Highs  
 Through games of Jan 24, 2018 (Conference games only)

TEAM HIGHS (highest totals made by)

Points	110	The Citadel vs Chattanooga (01/13/18)
	109	Wofford vs The Citadel (01/06/18)
	107	Furman vs The Citadel (01/04/18)
	107	Samford at The Citadel (01/11/18)
	101	Chattanooga at The Citadel (01/13/18)
Margin	41 (89-48)	ETSU vs VMI (01/13/18)
	40 (107-67)	Furman vs The Citadel (01/04/18)
	39 (92-53)	Wofford vs VMI (01/04/18)
	31 (81-50)	Mercer vs Samford (01/13/18)
	30 (87-57)	Furman at VMI (12/30/17)
Field goals made	39	Furman vs The Citadel (01/04/18)
	39	Samford at The Citadel (01/11/18)
	37	Chattanooga at The Citadel (01/13/18)
	37	The Citadel vs Chattanooga (01/13/18)
	36	Wofford vs VMI (01/04/18)
	36	Wofford at Samford (01/18/18)
Field goal attempts	79	Chattanooga at The Citadel (01/13/18)
	76	Western Carolina at The Citadel (12/30/17)
	75	The Citadel at Wofford (01/06/18)
	72	The Citadel vs Samford (01/11/18)
	71	Furman vs The Citadel (01/04/18)
Field goal percentage	.619 (39-63)	Samford at The Citadel (01/11/18)
	.617 (29-47)	Samford vs Chattanooga (12/30/17)
	.617 (37-60)	The Citadel vs Chattanooga (01/13/18)
	.608 (31-51)	ETSU at Samford (01/04/18)
	.590 (36-61)	Wofford vs VMI (01/04/18)
3-Pt FG made	18	Samford at The Citadel (01/11/18)
	17	Furman vs The Citadel (01/04/18)
	17	Chattanooga at The Citadel (01/13/18)
	16	Furman at VMI (12/30/17)
	15	The Citadel vs Chattanooga (01/13/18)
3-Pt FG attempts	44	The Citadel vs Western Carolina (12/30/17)
	42	The Citadel vs Samford (01/11/18)
	40	Furman vs The Citadel (01/04/18)
	40	The Citadel at Wofford (01/06/18)
	40	Chattanooga at The Citadel (01/13/18)
3-Pt percentage	.591 (13-22)	Wofford vs VMI (01/04/18)
	.563 (18-32)	Samford at The Citadel (01/11/18)
	.556 (10-18)	ETSU at Mercer (12/31/17)
	.550 (11-20)	ETSU at Samford (01/04/18)
	.526 (10-19)	Samford vs Western Carolina (01/06/18)
Free throws made	.526 (10-19)	Mercer at UNCG (01/20/18)
	29	Wofford vs The Citadel (01/06/18)
	23	Western Carolina at The Citadel (12/30/17)
	23	Samford vs Western Carolina (01/06/18)
	23	ETSU vs Mercer (1/24/18)
	21	The Citadel vs Chattanooga (01/13/18)
	21	UNCG vs Furman (01/24/18)
	21	Chattanooga vs Samford (01/24/18)
Free throw attempts	37	Wofford vs The Citadel (01/06/18)
	35	Western Carolina at The Citadel (12/30/17)
	33	The Citadel vs Western Carolina (12/30/17)
	33	The Citadel at Wofford (01/06/18)
	29	Samford vs Western Carolina (01/06/18)
29	Western Carolina vs UNCG (01/13/18)	

Free throw percentage	1.000	(7-7)	Wofford vs VMI (01/04/18)
	.917	(11-12)	Samford at Furman (01/20/18)
	.889	(8-9)	VMI at Western Carolina (01/15/18)
	.882	(15-17)	Samford vs Wofford (01/18/18)
	.875	(14-16)	Wofford vs Chattanooga (01/20/18)
Rebounds	56		Western Carolina at The Citadel (12/30/17)
	55		Chattanooga vs Samford (01/24/18)
	50		The Citadel vs Western Carolina (12/30/17)
	50		Mercer at VMI (01/18/18)
	48		Wofford vs The Citadel (01/06/18)
Assists	31		Furman vs The Citadel (01/04/18)
	28		Samford at The Citadel (01/11/18)
	24		ETSU at Samford (01/04/18)
	24		The Citadel vs Samford (01/11/18)
	24		The Citadel vs Chattanooga (01/13/18)
Steals	17		The Citadel at Wofford (01/06/18)
	12		Western Carolina at The Citadel (12/30/17)
	12		Western Carolina at Chattanooga (01/04/18)
	12		Mercer at Western Carolina (01/10/18)
	11		Furman at Wofford (01/13/18)
Blocked shots	11		Samford at Chattanooga (01/24/18)
	7		ETSU vs UNCG (01/11/18)
	7		The Citadel vs Chattanooga (01/13/18)
	6		The Citadel vs Western Carolina (12/30/17)
	6		Wofford vs Furman (01/13/18)
Turnovers	6		Western Carolina vs VMI (01/15/18)
	6		UNCG vs Furman (01/24/18)
	22		The Citadel vs Western Carolina (12/30/17)
	22		Chattanooga vs Samford (01/24/18)
	21		Samford at The Citadel (01/11/18)
Fouls	21		UNCG at Western Carolina (01/13/18)
	20		Samford vs Chattanooga (12/30/17)
	20		VMI vs Furman (12/30/17)
	20		VMI at Wofford (01/04/18)
	20		Wofford vs The Citadel (01/06/18)
	20		VMI at Western Carolina (01/15/18)
	20		VMI vs Wofford (01/24/18)
	28		The Citadel vs Western Carolina (12/30/17)
	26		Western Carolina at The Citadel (12/30/17)
	26		The Citadel at Wofford (01/06/18)
	26		Mercer at UNCG (01/20/18)
	24		ETSU at Chattanooga (01/06/18)
	24		Wofford vs The Citadel (01/06/18)

2017-18 Southern Conference  
Conference Individual Highs  
Through games of Jan 24, 2018 (Conference games only)

INDIVIDUAL PLAYER GAME HIGHS

Points	37		Zane Najdawi (The Citadel) vs Chattanooga (01/13/18)
	31		Matt Frierson (The Citadel) vs Chattanooga (01/13/18)
	31		Fletcher Magee (Wofford) at Samford (01/18/18)
	30		Makale Foreman (Chattanooga) at The Citadel (01/13/18)
	28		Justin Coleman (Samford) vs Chattanooga (12/30/17)
Field goals made	15		Zane Najdawi (The Citadel) vs Chattanooga (01/13/18)
	12		Justin Coleman (Samford) vs Chattanooga (12/30/17)
	12		Mike Amius (Western Carolina) at Chattanooga (01/04/18)
	11		Makale Foreman (Chattanooga) at The Citadel (01/13/18)
	11		Zane Najdawi (The Citadel) at VMI (01/20/18)
Field goal attempts	19		Fletcher Magee (Wofford) at UNCG (12/30/17)
	19		Fletcher Magee (Wofford) at Samford (01/18/18)
	19		Fletcher Magee (Wofford) vs Chattanooga (01/20/18)
	19		D. Denzel-Dyson (Samford) at Chattanooga (01/24/18)
	18		Ria'n Holland (Mercer) at Western Carolina (01/10/18)
	18		Matt Frierson (The Citadel) vs Chattanooga (01/13/18)
	18		Ria'n Holland (Mercer) vs Chattanooga (01/15/18)
	18		Fletcher Magee (Wofford) at VMI (01/24/18)
Field goal percentage	1.000	(9-9)	Desmond Ringer (Mercer) at ETSU (1/24/18)
	.882	(15-17)	Zane Najdawi (The Citadel) vs Chattanooga (01/13/18)
	.818	(9-11)	Fletcher Magee (Wofford) vs VMI (01/04/18)
	.750	(12-16)	Justin Coleman (Samford) vs Chattanooga (12/30/17)
	.750	(12-16)	Mike Amius (Western Carolina) at Chattanooga (01/04/18)
	.750	(9-12)	Zane Najdawi (The Citadel) vs Samford (01/11/18)
3-Pt FG made	9		Matt Frierson (The Citadel) vs Chattanooga (01/13/18)
	8		Fletcher Magee (Wofford) at Samford (01/18/18)
	6		Fletcher Magee (Wofford) at UNCG (12/30/17)
	6		Francis Alonso (UNCG) vs Wofford (12/30/17)
	6		Fletcher Magee (Wofford) vs VMI (01/04/18)
	6		Matt Halvorsen (Western Carolina) at Samford (01/06/18)
	6		Triston Chambers (Samford) at The Citadel (01/11/18)
	6		Makale Foreman (Chattanooga) at The Citadel (01/13/18)
	6		Jalan McCloud (ETSU) vs Mercer (1/24/18)
3-Pt FG attempts	18		Matt Frierson (The Citadel) vs Chattanooga (01/13/18)
	15		Fletcher Magee (Wofford) at Samford (01/18/18)
	14		Matt Halvorsen (Western Carolina) at Samford (01/06/18)
	13		Matt Frierson (The Citadel) vs Western Carolina (12/30/17)
	13		Fletcher Magee (Wofford) at UNCG (12/30/17)
	13		Fletcher Magee (Wofford) vs Chattanooga (01/20/18)
3-Pt percentage	1.000	(5-5)	Keith Smith (VMI) vs Mercer (01/18/18)
	.857	(6-7)	Jalan McCloud (ETSU) vs Mercer (1/24/18)
	.750	(6-8)	Fletcher Magee (Wofford) vs VMI (01/04/18)
	.750	(6-8)	Triston Chambers (Samford) at The Citadel (01/11/18)
	.714	(5-7)	Quayson Williams (The Citadel) at Furman (01/04/18)
	.714	(5-7)	Triston Chambers (Samford) vs Western Carolina (01/06/18)
Free throws made	10		Trevor Stumpe (Wofford) vs The Citadel (01/06/18)
	9		Desonta Bradford (ETSU) vs Mercer (1/24/18)
	8		Desmond Ringer (Mercer) at Furman (01/06/18)
	7		Alex Reed (The Citadel) vs Western Carolina (12/30/17)
	7		Hayden Brown (The Citadel) vs Western Carolina (12/30/17)
	7		Justin Coleman (Samford) vs Western Carolina (01/06/18)
	7		Frankie Johnson (The Citadel) vs Chattanooga (01/13/18)
	7		Mike Amius (Western Carolina) vs UNCG (01/13/18)
	7		Tariq Simmons (The Citadel) at VMI (01/20/18)
	7		Francis Alonso (UNCG) vs Furman (01/24/18)

Free throw attempts	13		Mike Amius (Western Carolina) vs UNCG (01/13/18)
	12		Trevor Stumpe (Wofford) vs The Citadel (01/06/18)
	11		Joshua Phillips (Chattanooga) vs ETSU (01/06/18)
	10		Desonta Bradford (ETSU) vs Mercer (1/24/18)
	9		Hayden Brown (The Citadel) vs Western Carolina (12/30/17)
	9		Alex Reed (The Citadel) vs Western Carolina (12/30/17)
	9		Nat Dixon (Chattanooga) vs ETSU (01/06/18)
	9		Marvin Smith (UNCG) at ETSU (01/11/18)
	9		Marvin Smith (UNCG) vs Mercer (01/20/18)
Free throw percentage	1.000	(8-8)	Desmond Ringer (Mercer) at Furman (01/06/18)
	.900	(9-10)	Desonta Bradford (ETSU) vs Mercer (1/24/18)
	.833	(10-12)	Trevor Stumpe (Wofford) vs The Citadel (01/06/18)
Rebounds	19		Makinde London (Chattanooga) vs Samford (01/24/18)
	13		Cameron Jackson (Wofford) vs The Citadel (01/06/18)
	13		Alex Thompson (Samford) vs Wofford (01/18/18)
	12		Desmond Ringer (Mercer) vs ETSU (12/31/17)
	12		Desmond Ringer (Mercer) vs Samford (01/13/18)
	12		Stephon Jelks (Mercer) vs Chattanooga (01/15/18)
	12		Mike Amius (Western Carolina) vs VMI (01/15/18)
	12		Derrick Brooks (Wofford) at Samford (01/18/18)
	Assists	13	
12			Justin Coleman (Samford) vs Wofford (01/18/18)
9			Josh Sharkey (Samford) vs ETSU (01/04/18)
9			Jermaine Long (ETSU) at Samford (01/04/18)
9			Justin Coleman (Samford) vs Western Carolina (01/06/18)
9			Rodney Chatman (Chattanooga) at Wofford (01/20/18)
Steals	9		Desonta Bradford (ETSU) vs Mercer (1/24/18)
	8		Desmond Johnson (Western Carolina) at The Citadel (12/30/17)
	5		Quayson Williams (The Citadel) at Wofford (01/06/18)
	5		Frankie Johnson (The Citadel) at VMI (01/20/18)
	4		Mike Amius (Western Carolina) at Chattanooga (01/04/18)
	4		Ria'n Holland (Mercer) at Western Carolina (01/10/18)
	4		Devontavius Payne (ETSU) vs VMI (01/13/18)
	4		Cameron Jackson (Wofford) vs Furman (01/13/18)
	4		Desmond Johnson (Western Carolina) vs VMI (01/15/18)
	4		Garrett Gilkeson (VMI) at Western Carolina (01/15/18)
	4		Marvin Smith (UNCG) vs The Citadel (01/18/18)
Blocked shots	6		Zane Najdawi (The Citadel) vs Western Carolina (12/30/17)
	3		Eric Adams (Samford) vs Chattanooga (12/30/17)
	3		James Dickey (UNCG) vs Wofford (12/30/17)
	3		Cameron Jackson (Wofford) at UNCG (12/30/17)
	3		Matt Rafferty (Furman) at VMI (12/30/17)
	3		Peter Jurkin (ETSU) at Chattanooga (01/06/18)
	3		Kaelon Harris (The Citadel) vs Chattanooga (01/13/18)
	3		Zane Najdawi (The Citadel) vs Chattanooga (01/13/18)
	3		Eric Adams (Samford) at Mercer (01/13/18)
	3		Marc Gosselin (Western Carolina) vs VMI (01/15/18)
	3		James Dickey (UNCG) vs The Citadel (01/18/18)
	3		Fred Iruafemi (VMI) vs Mercer (01/18/18)
	3		Eric Adams (Samford) at Chattanooga (01/24/18)
Turnovers	8		Frankie Johnson (The Citadel) vs Western Carolina (12/30/17)
	6		D. Denzel-Dyson (Samford) vs Chattanooga (12/30/17)
	6		Makinde London (Chattanooga) at Samford (12/30/17)
	6		Quayson Williams (The Citadel) at Furman (01/04/18)
	6		Marc Gosselin (Western Carolina) vs Mercer (01/10/18)
	6		Fletcher Magee (Wofford) vs Furman (01/13/18)
6		Makinde London (Chattanooga) at Wofford (01/20/18)	