



2009 Southern Conference Football

Football Contact: Jonathan Caskey, Associate Director of Media Relations (jcaskey@socon.org); 864-591-5100



Week 8 - October 24, 2009

2009 SOCON Football Standings

(through Oct. 17)

| C/SN Team | CONFERENCE | | | | | | | | | OVERALL | | | | | | | |
|-----------------------|------------|---|-------|-----|-----|------|------|--------|---|---------|------|-----|-----|------|------|--------|--|
| | W | L | Pct. | PF | PA | Home | Road | Streak | W | L | Pct. | PF | PA | Home | Road | Streak | |
| 7/7 Elon | 3 | 0 | 1.000 | 90 | 33 | 2-0 | 1-0 | W3 | 5 | 1 | .833 | 194 | 75 | 3-0 | 2-1 | W3 | |
| 9/8 Appalachian State | 3 | 0 | 1.000 | 94 | 68 | 1-0 | 2-0 | W15 | 4 | 2 | .667 | 208 | 158 | 2-1 | 2-1 | W4 | |
| Furman | 3 | 1 | .750 | 109 | 77 | 1-1 | 2-0 | W1 | 4 | 2 | .667 | 166 | 150 | 2-1 | 2-1 | W1 | |
| Georgia Southern | 3 | 1 | .750 | 97 | 72 | 2-0 | 1-1 | W2 | 4 | 3 | .571 | 144 | 184 | 3-0 | 1-3 | W1 | |
| Chattanooga # | 2 | 2 | .500 | 92 | 84 | 1-1 | 1-1 | L1 | 4 | 2 | .667 | 151 | 110 | 2-1 | 2-1 | L1 | |
| Samford | 1 | 3 | .250 | 54 | 63 | 1-1 | 0-2 | L2 | 3 | 4 | .429 | 136 | 103 | 3-1 | 0-3 | L2 | |
| Western Carolina | 1 | 3 | .250 | 34 | 86 | 1-1 | 0-2 | W1 | 1 | 5 | .167 | 54 | 158 | 1-2 | 0-3 | W1 | |
| The Citadel | 0 | 3 | .000 | 44 | 87 | 0-1 | 0-2 | L3 | 2 | 4 | .333 | 134 | 155 | 1-1 | 1-3 | L3 | |
| Wofford | 0 | 3 | .000 | 64 | 108 | 0-2 | 0-1 | L3 | 1 | 5 | .167 | 127 | 206 | 1-2 | 0-3 | L4 | |

C - FCS Coaches Poll; SN - Sports Network Poll; # - Ineligible for Southern Conference championship.

THIS WEEK'S SCHEDULE

| October 24 (Saturday) | Series Record | Last Meeting | TV/Internet | Time (ET) |
|--|----------------------|----------------------|-------------------|-----------|
| *Chattanooga at No. 7 Elon | Elon leads 4-2 | Elon, 42-7, 2008 | SoCon.TV | 1:30 |
| *Furman at The Citadel | Furman leads 55-30-3 | Furman, 34-20, 2008 | SoCon.TV | 2:00 |
| *Ga. Southern at No. 8 Appalachian St. | ASU leads 12-11-1 | ASU, 37-36, 2008 | SPORTSOUTH | 3:00 |
| *Wofford at Western Carolina | Wofford leads 19-12 | Wofford, 42-14, 2008 | WMYA-TV "My 40" | 4:00 |

Idle: Samford

LAST WEEK'S RESULTS

October 17 (Saturday)

Furman 26, Samford 24

Blocked FG on final play preserves Furman win; Sorrells tosses 3 TDs.

No. 9 Appalachian State 44, Wofford 34

Edwards, Moore, Quick power ASU offense in come-from-behind win.

Western Carolina 14, The Citadel 10

Catamounts' defense thwarts two late drives to preserve first win of season.

Georgia Southern 30, Chattanooga 20


Urbano sets career high rushing while GSU defense limits Mocs in 10-point win.

QUICK HITS


Elon and Appalachian State remain the only ranked teams in the league this week, although Furman received the 31st highest vote total in the Sports Network poll followed by Chattanooga (34) and Georgia Southern (49) ... Armanti Edwards was named Sports Network national offensive player of the week following his 415-yard, 2-TD effort against Wofford ... As a team, the Mountaineers rolled up 611 yards of total offense, putting the team over the 600-yard mark for the second consecutive game ... ASU and Georgia Southern will be featured on the *SoCon Saturday* game of the week on SportSouth ... The past two meetings in this series have been decided by a total of four points with the road team winning each time.

PLAYERS OF THE WEEK


Offensive


Armanti Edwards, Appalachian State, Sr., QB
415 yards, 2 TDs, 1 rush TD


Defensive


Mark LeGree, Appalachian State, Jr., DB
2 INTs, 9 tackles

Freshman


Dion Wilson, Western Carolina, Fr., RB
2 TDs in WCU win

Special Teams


Jason Vitaris, Appalachian State, Jr., PK
3 FGs and 5 PATs, including 49-yard FG

2009 SOCON Composite Football Schedule

September 3 (Thursday)

Chattanooga 30, Glenville State 12

September 5 (Saturday)

East Carolina 29, No. 1 Appalachian State 24

Furman 45, Presbyterian 21

Georgia Southern 29, Albany 26

No. 21 North Carolina 40, The Citadel 6

No. 11 Elon 56, Davidson 0

South Florida 40, No. 10 Wofford 7

UCF 28, Samford 24

Vanderbilt 45, Western Carolina 0

September 12 (Saturday)

No. 10 Elon 41, Presbyterian 7

No. 16 McNeese State 40, No. 2 Appalachian State 35

*Furman 38, Chattanooga 20

Gardner-Webb 27, Western Carolina 20

No. 14 Wofford 42, Charleston Southern 14

No. 21 South Dakota State 44, Georgia Southern 6

Samford 27, Jacksonville 0

September 19 (Saturday)

Wisconsin 44, No. 15 Wofford 14

Chattanooga 29, Presbyterian 13

No. 25 Missouri 52, Furman 12

The Citadel 38, Princeton 7

Samford 31, Miles 12

Wake Forest 35, Elon 7

*Georgia Southern 27, Western Carolina 3

September 26 (Saturday)

*No. 13 Elon 28, Georgia Southern 14

*No. 10 Appalachian State 20, Samford 7

*Furman 33, Western Carolina 14

*Chattanooga 38, No. 17 Wofford 9

The Citadel 46, Presbyterian 21

October 3 (Saturday)

*No. 10 Appalachian State 30, The Citadel 27 (OT)

*Georgia Southern 26, Wofford 21

*No. 13 Elon 19, Furman 12

*Samford 16, Western Carolina 3

October 10 (Saturday)

*No. 10 Elon 43, The Citadel 7

No. 9 Appalachian State 55, N.C. Central 21

North Carolina 42, Georgia Southern 12

*Chattanooga 14, Samford 7

October 17 (Saturday)

*Furman 26, Samford 24

*No. 9 Appalachian State 44, Wofford 34

*Western Carolina 14, The Citadel 10

*Georgia Southern 30, Chattanooga 20

October 24 (Saturday)

*Chattanooga at No. 7 Elon 1:30

*Furman at The Citadel 2:00

*Ga. Southern at No. 8 Appalachian St. (SPSO) 3:00

*Wofford at Western Carolina (WMYA) 4:00

October 31 (Saturday)

*Appalachian State at Furman (WLOS) 12:00

*Samford at The Citadel 1:00

*Elon at Wofford 1:30

*Western Carolina at Chattanooga 2:00

November 7 (Saturday)

*Elon at Western Carolina 1:00

*Georgia Southern at Samford 3:00

*Wofford at The Citadel (SPSO) 3:00

*Chattanooga at Appalachian State 3:30

Furman at Auburn (TBA/SEC) TBA

November 14 (Saturday)

Western Carolina at Eastern Kentucky 1:00

*Samford at Wofford 1:30

*The Citadel at Chattanooga 2:00

*Furman at Georgia Southern 2:00

*Appalachian State at Elon (SPSO) 3:00

November 21 (Saturday)

*The Citadel at Georgia Southern 2:00

*Elon at Samford 3:00

*Wofford at Furman (SPSO) 3:00

*Western Carolina at Appalachian State 3:30

Chattanooga at Alabama (TBA/SEC) TBA

November 28 (Saturday)

NCAA FCS Playoffs (First Round)

December 5 (Saturday)

NCAA FCS Playoffs (Quarterfinals)

December 11 and 12 (Friday, Saturday)

NCAA FCS Playoffs (Semifinals)

December 18 (Friday)

NCAA FCS Playoffs (Championship) ESPN2 8:00

* Southern Conference game

HC – Homecoming

ALL TIMES EASTERN

Game times subject to change due to television.

BHSN – Bright House Sports Network

BTN – Big Ten Network

ESPN2 – ESPN 2

ESPN360 – ESPN360.com

FSN-PPV – Fox Sports Net Pay Per View

MASN – Mid-Atlantic Sports Network

SPSO – SportSouth

WLOS-TV – ABC 13, Asheville, N.C.

WMYA "My 40" – WMYA-TV, Asheville, N.C.

2009 SOCON Television Schedule

| | | | |
|----------|--|-------|------------|
| Sept. 5 | Appalachian State at East Carolina | 12:00 | MASN |
| Sept. 5 | Presbyterian at Furman | 5:00 | WMYA-TV |
| Sept. 5 | The Citadel at North Carolina | 6:00 | ESPN360 |
| Sept. 5 | Wofford at South Florida | 7:00 | BHSN |
| Sept. 5 | Samford at UCF | 7:30 | BHSN |
| Sept. 5 | Western Carolina at Vanderbilt | 7:30 | CSS |
| Sept. 19 | Wofford at Wisconsin | 12:00 | Big Ten |
| Sept. 26 | *Furman at Western Carolina | 6:00 | WMYA-TV |
| Oct. 3 | *Elon at Furman | 3:00 | SportSouth |
| Oct. 10 | Georgia Southern at North Carolina | 3:30 | ESPN360 |
| Oct. 10 | *Chattanooga at Samford | 4:00 | SportSouth |
| Oct. 17 | *Appalachian State at Wofford | 3:00 | SportSouth |
| Oct. 17 | *The Citadel at Western Carolina | 4:00 | WMYA-TV |
| Oct. 24 | *Georgia Southern at Appalachian State | 3:00 | SportSouth |
| Oct. 24 | *Wofford at Western Carolina | 4:00 | WMYA-TV |
| Oct. 31 | *Appalachian State at Furman | 12:00 | WLOS-TV |
| Nov. 7 | *Wofford at The Citadel | 3:00 | SportSouth |
| Nov. 7 | Furman at Auburn | TBA | SEC-TBA |
| Nov. 14 | *Appalachian State at Elon | 3:00 | SportSouth |
| Nov. 21 | *Wofford at Furman | 3:00 | SportSouth |
| Nov. 21 | Chattanooga at Alabama | TBA | SEC-TBA |



SOCON Streaks

Consecutive Wins

| | |
|---|-------------------|
| 4 | Appalachian State |
| 3 | Elon |

Consecutive SoCon Wins

| | |
|----|-------------------|
| 15 | Appalachian State |
| 3 | Elon |
| 2 | Georgia Southern |

Consecutive Home Wins

| | |
|---|-------------------|
| 4 | Elon |
| 3 | Georgia Southern |
| 2 | Appalachian State |

Consecutive Home SoCon Wins

| | |
|---|-------------------|
| 7 | Appalachian State |
| 2 | Elon |

All Times Eastern



Week 8 (Oct. 24, 2009)



Welcome Back, Defense: After the past two seasons in which SoCon offenses lit up the scoreboard, defense is making a comeback across the league in 2009. In conference games, scoring is down approximately 10 points per game from a year ago and an astounding 26.1 points per game from 2007.

While scoring 30 points only resulted in a win 65 percent of the time in 2007, teams are 6-1 when scoring 30 or more points this season. In addition, after recording a 1-24 record (.040) in 2007-08 when scoring fewer than 20 points, SoCon teams are 4-7 (.364) this season when held under 20.

For a detailed look at the return of strong defenses in the Southern Conference, see the data below.

2009 Southern Conference Defense (SoCon Games Only)

| | Avg. Score (Winning score 1st) | Avg. PPG | Record when scoring <20 pts. | Record when scoring ≥30 pts. |
|------|-----------------------------------|----------|---------------------------------|---------------------------------|
| 2007 | 41-28 | 68.5 | 0-6 | 22-12 |
| 2008 | 35-18 | 52.3 | 1-18 | 21-4 |
| 2009 | 28-15 | 42.4 | 4-7 | 6-1 |

Note: 28 games in 2007, 36 games in 2008 and 16 games in 2009.

Chattanooga Resurgent Under Huesman: Chattanooga has experienced a quick turnaround under first-year head coach Russ Huesman. The Mocs, who were 3-20 overall and 2-13 in SoCon play over the past two seasons, have darted out to a 4-2 start, including a 2-2 mark in SoCon play.

While Chattanooga's offense has improved from league lows in both scoring offense (12.8 ppg) and total offense (224.9 ypg) to fourth- and fifth-place rankings in both this season (25.2 ppg, 325.0 ypg), UTC's defense can be credited with a large part of the team's early success.

The Mocs surrendered a SoCon-worst 37.9 points and 442.5 yards per contest in 2008. However, in 2009, UTC is third in the conference at 18.3 points per game allowed and 287.5 yards per game. The Mocs' defense currently ranks 25th in the nation in scoring defense and 24th in total defense after ranking 112th and 111th, respectively, in the same categories in 2008.

Chattanooga's 2009 Turnaround

| | Total Off. (ypg.) | Scoring Off. (ppg.) | Total Def. (ypg.) | Scoring Def. (ppg.) |
|------------|----------------------|------------------------|----------------------|------------------------|
| 2008 | 224.9 | 12.8 | 442.5 | 37.9 |
| 2009 | 341.8 | 26.2 | 281.0 | 16.0 |
| Difference | +116.9 | +13.4 | -161.5 | -21.9 |

Hudgins, Roberts Rewriting Record Books: Elon's Terrell Hudgins and The Citadel's Andre Roberts will likely end their careers as the top two receivers in Southern Conference history.

Hudgins holds the career records for receptions, receiving yards and touchdowns, and he is now taking aim at the NCAA marks in each category. On Saturday, Oct. 3, Hudgins became the NCAA Division I (FCS and FBS) career leader in receptions, and he needs 262 more yards to top Hall of Famer Jerry Rice's career total of 4,693 yards.

Roberts is now in the top three in each category as well, ranking second in receptions, second in receiving touchdowns and third in receiving yards.

SoCon Career Receptions

1. **337, Terrell Hudgins (Elon), 2006-present (NCAA DIVISION I RECORD)**
2. **249, Andre Roberts (The Citadel), 2006-present**
3. 223, Michael Mayers (Elon), 2004-07

SoCon Career Receiving Touchdowns

NCAA record - 58, David Ball (New Hampshire), 2003-06

1. **43, Terrell Hudgins (Elon), 2006-present**
2. **34, Andre Roberts (The Citadel), 2006-present**
3. 28, Chas Fox (Furman), 1982-85

SoCon Career Receiving Yards

NCAA record - 4,693, Jerry Rice (Mississippi Valley State), 1981-84

1. **4,432, Terrell Hudgins (Elon), 2006-present**
2. 3,520, Mike Barber (Marshall), 1985-88
3. **3,359, Andre Roberts (The Citadel), 2006-present**

Appalachian Builds SoCon Win Streak: After starting with three consecutive wins to open SoCon play in 2009, Appalachian State currently boasts a 15-game conference win streak. The Mountaineers' run is the longest streak of its kind in school history and is tied for the sixth-longest win streak all-time in the Southern Conference. One more win would equal East Carolina (1971-74) for the longest SoCon win streak in the past 50 seasons.

West Virginia holds the record with 30-straight SoCon wins from 1952-59.

Southern Conference Win Streaks

| | |
|-----------|--|
| 30 | West Virginia, 1952-59 |
| 20 | Alabama, 1924-26 |
| 20 | Tulane, 1929-32 |
| 17 | Duke, 1934-37 |
| 16 | East Carolina, 1971-74 |
| 15 | Georgia Southern, 1997-99 |
| 15 | Appalachian State, 2007-current |

Edwards, Riddle Rank as Top SoCon QBs in League History: Appalachian State quarterback Armanti Edwards' 415-yard passing effort against Wofford on Saturday vaulted him to the top of the SoCon's all-time passing list with 8,509 yards.

Edwards passed Elon quarterback Scott Riddle, who broke the previous record of ETSU's Greg Ryan on Sept. 26. Riddle has amassed 8,487 passing yards and holds the league's all-time passing records in completions (758) and passing touchdowns (68).

Riddle also set a new SoCon standard for pass attempts without an interception, tossing 218 straight passes without a pick prior to a second half interception against Georgia Southern.

SoCon Career Passing Leaders

| | Gms | Comp.-Att. | Pct. | Yards | TD | INT |
|----------------------|-----|------------|------|-------|----|-----|
| Armanti Edwards, ASU | 44 | 615-947 | 64.9 | 8,509 | 67 | 27 |
| Scott Riddle, Elon | 28 | 758-1,169 | 64.8 | 8,487 | 68 | 30 |

Edwards a Dual Threat: In addition to his exploits as a passer, Armanti Edwards also ranks as one of the greatest rushing quarterbacks of all time. Already the SoCon's career leader in total offense with 12,474 yards, Edwards recently entered the SoCon top 10 list in career rushing as well with 3,965 yards.

The southpaw is currently seventh on the NCAA Division I FCS all-time chart for total offense, needing just 65 yards on Saturday to move into the sixth spot. Former Alcorn State and NFL legend Steve McNair is the all-time leader in total offense with 16,823 yards.

NCAA Division I FCS Career Total Offense Leaders

| | | | |
|----|---------------|--|---------------------|
| 1. | 16,823 | Steve McNair (Alcorn State) | 1991-94 |
| 2. | 14,720 | Bruce Eugene (Grambling) | 2001-05 |
| 3. | 14,615 | Ricky Santos (New Hampshire) | 2004-07 |
| 4. | 13,095 | Marcus Brady (Cal State Northridge) | 1998-01 |
| 5. | 13,007 | Willie Totten (Mississippi Valley State) | 1982-85 |
| 6. | 12,538 | Robert Kent (Jackson State) | 2000-03 |
| 7. | 12,474 | Armanti Edwards (Appalachian State) | 2006-present |



SoCon News and Notes

Edwards Vies For Payton Award Double in 2009: Appalachian State quarterback Armanti Edwards was named as the recipient of the 2008 Walter Payton Award, which recognizes the top offensive player in FCS football. Edwards was the second straight SoCon QB to win the award, following Jayson Foster (Georgia Southern) in 2007. In total, five SoCon student-athletes have been honored with the award. A senior, Edwards is aiming to become the first player in the award's history to win it twice.

Elon's Terrell Hudgins, Samford's Chris Evans and The Citadel's Andre Roberts were also named the preseason watch list for the 2009 Walter Payton Award.

Southern Conference Walter Payton Award Winners

- 1992 - Michael Payton, QB, Marshall
- 1999 - Adrian Peterson, RB, Georgia Southern
- 2000 - Louis Ivory, RB, Furman
- 2007 - Jayson Foster, QB, Georgia Southern
- 2008 - Armanti Edwards, QB, Appalachian State

Appalachian Joins SoCon Record Books: Appalachian State completed a perfect 8-0 Southern Conference season in 2008, wrapping up its fourth consecutive league title. Appalachian State joins a short list of four-time champions, and if it wins the league crown again in 2009, Appalachian would become just the second-ever SoCon team to win five league titles in a row.

SoCon Football Championship Streak (Since 1933)

| Team | Seasons | Consecutive Championships |
|--------------------------|----------------|---------------------------|
| Georgia Southern | 1997-2002 | 6 |
| West Virginia | 1953-56 | 4 |
| Furman | 1980-83 | 4 |
| Appalachian State | 2005-08 | 4 |

SoCon Teams Set Winning Standard This Decade: The Southern Conference boasts three of the top 10 winningest teams in FCS football (among playoff-qualifiers) this decade (2000-present). Appalachian State's 94 overall victories during that span trail only Montana (111) while Furman (81) and Georgia Southern (80) sit in the sixth and eighth spots, respectively.

Winningest FCS Teams This Decade (2000-present)

| | | |
|-----------------------------|--------------|--------------|
| 1. Montana | 111-22 | .835 |
| 2. Appalachian State | 94-32 | .746 |
| 3. Northern Iowa | 87-34 | .719 |
| 4. Colgate | 80-33 | .708 |
| 5. McNeese State | 77-35 | .688 |
| 6. Furman | 81-37 | .686 |
| 7. Hampton | 74-35 | .6788 |
| 8. Georgia Southern | 80-38 | .6779 |
| 9. Lehigh | 73-37 | .6636 |
| 10. North Dakota State | 71-36 | .6635 |

Rebuilding and Reloading: SoCon teams return 65 percent of their starters from last season (148-of-228), up from just 57 percent returnees in 2008 ... the most experienced group are the specialists (73%) followed by defense (65%) and offense (63%) ... Elon has the most experienced group of returning starters for the second year in a row as 20-of-25 (80%) return from a Phoenix team which finished 8-4 overall and 6-2 in the SoCon last season ... Elon is the only league team to return 9 of its starters on offense while Appalachian State and The Citadel join the Phoenix with nine starting defenders back ... Wofford (46% starters returning) and Furman (52%) have the most holes to fill in the starting 25.

SoCon Returning Starters

| Team | Offense | Defense | Specialists | Total (Pct.) |
|-------------------|--------------|--------------|-------------|----------------------|
| Appalachian State | 7/4 | 9/2 | 2/1 | 18/7 (72%) |
| The Citadel | 5/6 | 9/2 | 2/1 | 16/9 (64%) |
| Elon | 9/2 | 9/2 | 2/1 | 20/5 (80%) |
| Furman | 7/4 | 4/7 | 2/1 | 13/12 (52%) |
| Georgia Southern | 7/4 | 7/4 | 3/0 | 17/8 (68%) |
| Samford | 8/3 | 6/5 | 2/0 | 16/8 (67%) |
| Chattanooga | 8/3 | 8/3 | 3/1 | 19/7 (73%) |
| Western Carolina | 7/4 | 7/4 | 3/2 | 17/10 (63%) |
| Wofford | 4/7 | 5/6 | 3/1 | 12/14 (46%) |
| Total | 62/37 | 64/35 | 22/8 | 148/228 (65%) |

Experienced Coaches: Appalachian State head coach Jerry Moore and Wofford head coach Mike Ayers are the deans of SoCon coaches, having combined for 274 victories while coaching in the Southern Conference ... Moore's 182 wins at Appalachian are the most in league history ... Ayers (96) is third on the list behind Moore and Duke's Wallace Wade ... Furman's Bobby Lamb (60 victories) needs four more victories to enter the top 10.

SoCon Players Make NFL Impact: 16 players with SoCon ties are currently on NFL rosters ... the list includes Pro Bowl DB Courtland Finnegan of Samford who played in the OVC and three Marshall players who competed in the SoCon ... Appalachian State leads the way with four players each Chattanooga, Furman and Georgia Southern each have two ... Rob Bironas, Jerome Felton, Courtland Finnegan, Chris Hanson, Jason Hunter, Randy Moss, Terrell Owens and Chad Pennington were all in the starting lineup on week one.

NFL Players with Southern Conference Ties

| | | | |
|----------------------|----|-------------------|----------------------|
| Jason Hunter | DE | Appalachian State | Detroit Lions |
| Dexter Jackson | WR | Appalachian State | Carolina Panthers |
| Corey Lynch | DB | Appalachian State | Tampa Bay Buccaneers |
| Marques Murrell | LB | Appalachian State | New York Jets |
| Eldra Buckley | RB | Chattanooga | Philadelphia Eagles |
| Terrell Owens | WR | Chattanooga | Buffalo Bills |
| Jerome Felton | RB | Furman | Detroit Lions |
| William Middleton | DB | Furman | Jacksonville Jaguars |
| Rob Bironas | PK | Georgia Southern | Tennessee Titans |
| Adrian Peterson | RB | Georgia Southern | Chicago Bears |
| Courtland Finnegan * | DB | Samford | Tennessee Titans |
| Brad Hoover | RB | Western Carolina | Carolina Panthers |

Former Members (played in SoCon)

| | | | |
|-------------------|----|----------------------|----------------------|
| Gerald Sensabaugh | S | East Tennessee State | Jacksonville Jaguars |
| Chris Hanson | P | Marshall | New England Patriots |
| Randy Moss | WR | Marshall | New England Patriots |
| Chad Pennington | QB | Marshall | Miami Dolphins |

\$ Practice Squad

* Competed in the OVC

Facilities Improve Throughout the Conference: Both Kidd Brewer Stadium at Appalachian State and Seibert Stadium at Samford will look different to visitors this season as each stadium received significant upgrades during the offseason.

At ASU, a seven story, 120,000-square foot building behind the west stands at Kidd Brewer Stadium was officially opened this month. The facility is a part of ASU's \$50 million facilities enhancement campaign, which also included an indoor practice facility, baseball, softball and soccer stadiums. It provides office space in addition to locker rooms, club seating and a new press box.

Samford's home opener on Sept. 12 showcased the newly-constructed Cooney Family Field House, a \$7.5 million, 39,000 square-foot structure in the south end zone of Seibert Stadium.


Elsewhere around the league, Furman installed a new scoreboard with video replay capabilities and Wofford opened a new building adjacent to Gibbs Stadium that houses a new weight room and coaches offices.



Week 8 (Oct. 24, 2009)



2009 SOCON Football Schedules



Appalachian State (4-2, 3-0)

| | | |
|-------|--------------------------|---------------|
| S. 5 | at East Carolina | L, 29-24 |
| S. 12 | No. 16 MCNEESE STATE | L, 40-35 |
| S. 26 | *SAMFORD | W, 20-7 |
| O. 3 | *at The Citadel | W, 30-27 (OT) |
| O. 10 | N.C. CENTRAL | W, 55-21 |
| O. 17 | *at Wofford | W, 44-34 |
| O. 24 | *GEORGIA SOUTHERN (SPSO) | 3:00 |
| O. 31 | *at Furman (WLOS) | 12:00 |
| N. 7 | *CHATTANOOGA | 3:30 |
| N. 14 | *at Elon (SPSO) | 3:00 |
| N. 21 | *WESTERN CAROLINA | 3:30 |



The Citadel (2-4, 0-3)

| | | |
|-------|--------------------------|---------------|
| S. 5 | at No. 21 North Carolina | L, 40-6 |
| S. 19 | at Princeton | W, 38-7 |
| S. 26 | PRESBYTERIAN | W, 46-21 |
| O. 3 | *No. 10 APP. STATE | L, 30-27 (OT) |
| O. 10 | *at No. 10 Elon | L, 43-7 |
| O. 17 | *at Western Carolina | L, 14-10 |
| O. 24 | *FURMAN | 2:00 |
| O. 31 | *SAMFORD | 1:00 |
| N. 7 | *WOFFORD (SPSO) | 3:00 |
| N. 14 | *at Chattanooga | 2:00 |
| N. 21 | *at Georgia Southern | 2:00 |



Elon (5-1, 3-0)

| | | |
|-------|---------------------------|----------|
| S. 5 | DAVIDSON | W, 56-0 |
| S. 12 | at Presbyterian | W, 41-7 |
| S. 19 | at Wake Forest | L, 35-7 |
| S. 26 | *GEORGIA SOUTHERN | W, 28-14 |
| O. 3 | *at Furman | W, 19-12 |
| O. 10 | *THE CITADEL | W, 43-7 |
| O. 24 | *CHATTANOOGA | 1:30 |
| O. 31 | *at Wofford | 1:30 |
| N. 7 | *at Western Carolina | 1:00 |
| N. 14 | *APPALACHIAN STATE (SPSO) | 3:00 |
| N. 21 | *at Samford | 3:00 |



Furman (4-2, 3-1)

| | | |
|-------|---------------------------|----------|
| S. 5 | PRESBYTERIAN | W, 45-21 |
| S. 12 | *at Chattanooga | W, 38-20 |
| S. 19 | at No. 25 Missouri | L, 52-12 |
| S. 26 | *at Western Carolina | W, 33-14 |
| O. 3 | *No. 13 ELON | L, 19-12 |
| O. 17 | *SAMFORD | W, 26-24 |
| O. 24 | *at The Citadel | 2:00 |
| O. 31 | *APPALACHIAN STATE (WLOS) | 12:00 |
| N. 7 | at Auburn (TBA) | TBA |
| N. 14 | *at Georgia Southern | 2:00 |
| N. 21 | *WOFFORD (SPSO) | 3:00 |



Georgia Southern (4-3, 3-1)

| | | |
|-------|----------------------------------|----------|
| S. 5 | ALBANY | W, 29-26 |
| S. 12 | at No. 21 South Dakota State | L, 44-6 |
| S. 19 | *WESTERN CAROLINA | W, 27-3 |
| S. 26 | *at No. 13 Elon | L, 28-14 |
| O. 3 | *at Wofford | W, 26-21 |
| O. 10 | at North Carolina | L, 42-12 |
| O. 17 | *CHATTANOOGA | W, 30-20 |
| O. 24 | *at No. 8 Appalachian St. (SPSO) | 3:00 |
| N. 7 | *at Samford | 3:30 |
| N. 14 | *FURMAN | 2:00 |
| N. 21 | *THE CITADEL | 2:00 |



Samford (3-4, 1-3)

| | | |
|-------|------------------------------|----------|
| S. 5 | at UCF | L, 28-24 |
| S. 12 | JACKSONVILLE | W, 27-0 |
| S. 19 | MILES | W, 31-12 |
| S. 26 | *at No. 10 Appalachian State | L, 20-7 |
| O. 3 | *WESTERN CAROLINA | W, 16-3 |
| O. 10 | *CHATTANOOGA | L, 14-7 |
| O. 17 | *at Furman | L, 26-24 |
| O. 31 | *at The Citadel | 1:00 |
| N. 7 | *GEORGIA SOUTHERN | 3:30 |
| N. 14 | *at Wofford | 1:30 |
| N. 21 | *ELON | 3:00 |



Chattanooga (4-2, 2-2)

| | | |
|-------|-----------------------|----------|
| S. 3 | GLENVILLE STATE | W, 30-12 |
| S. 12 | *FURMAN | L, 38-20 |
| S. 19 | at Presbyterian | W, 29-13 |
| S. 26 | *No. 17 WOFFORD | W, 38-9 |
| O. 10 | *at Samford | W, 14-7 |
| O. 17 | *at Georgia Southern | L, 30-20 |
| O. 24 | *at No. 7 Elon | 1:30 |
| O. 31 | *WESTERN CAROLINA | 2:00 |
| N. 7 | *at Appalachian State | 3:30 |
| N. 14 | *THE CITADEL | 2:00 |
| N. 21 | at Alabama (TBA) | TBA |



Western Carolina (1-5, 1-3)

| | | |
|-------|-----------------------|----------|
| S. 5 | at Vanderbilt | L, 45-0 |
| S. 12 | GARDNER-WEBB | L, 27-20 |
| S. 19 | *at Georgia Southern | L, 27-3 |
| S. 26 | *FURMAN | L, 33-14 |
| O. 3 | *at Samford | L, 16-3 |
| O. 17 | *THE CITADEL | W, 14-10 |
| O. 24 | *WOFFORD (WMYA) | 4:00 |
| O. 31 | *at Chattanooga | 2:00 |
| N. 7 | *ELON | 1:00 |
| N. 14 | at Eastern Kentucky | 1:00 |
| N. 21 | *at Appalachian State | 3:30 |



Wofford (1-5, 0-3)

| | | |
|-------|-----------------------------|----------|
| S. 5 | at South Florida | L, 40-7 |
| S. 12 | CHARLESTON SOUTHERN | W, 42-14 |
| S. 19 | at Wisconsin | L, 44-14 |
| S. 26 | *at Chattanooga | L, 38-9 |
| O. 3 | *GEORGIA SOUTHERN | L, 26-21 |
| O. 17 | *APPALACHIAN STATE | L, 44-34 |
| O. 24 | *at Western Carolina (WMYA) | 4:00 |
| O. 31 | *ELON | 1:30 |
| N. 7 | *at The Citadel (SPSO) | 3:00 |
| N. 14 | *SAMFORD | 1:30 |
| N. 21 | *at Furman (SPSO) | 3:00 |

All times Eastern • Schedules and times are subject to change



Week 8 (Oct. 24, 2009)



Game Capsules



Chattanooga at No. 7 Elon
(4-2, 2-2 SoCon) (5-1, 3-0 SoCon)
Rhodes Stadium (11,250), Elon, N.C.
Oct. 24 • 1:30 p.m. (ET)
Internet: SoCon.TV



Capsule Summary

Series Record Elon leads 4-2
Last Meeting Elon won 42-7 (Oct. 18, 2008 in Chattanooga)
Series Streak Elon has won 3
Chattanooga on the Web www.gomocs.com
SID Contact..... Jay Blackman (jay-blackman@utc.edu)
Coach Russ Huesman
Overall Record (Years) 4-2 (1st)
Record at Chattanooga (Years) same
Elon on the Web www.elonphoenix.com
SID Contact..... Chris Rash (crash@elon.edu)
Coach Pete Lembo
Overall Record (Years) 69-29 (9th)
Record at Elon (Years) 25-15 (4th)

Last Game

Oct. 17 - Georgia Southern 30, Chattanooga 20
 Georgia Southern's defense limited Chattanooga to 33 yards rushing while running for a season-high 188 yards of its own in the 30-20 win. UTC was led by B.J. Coleman who passed for 208 yards and a pair of touchdowns, as the Mocs fell to 2-2 in SoCon play.

Oct. 10 - No. 9 Elon 43, The Citadel 7
 The Phoenix defense limited the Bulldogs to 120 total yards on 46 plays while recording four sacks and picking off two passes. Meanwhile, the Elon offense scored twice in the first five minutes of the game and saw Jamal Shuman rush for 167 yards on 25 carries.

Game Notes

Chattanooga is 2-1 against Elon at Rhodes Stadium ... A win would move Elon to 6-1 for the second straight season and just the second time since 1986 - it would also give Elon its second straight 4-0 SoCon start ... Elon is the only team in the country to rank in the top 10 in both total offense and total defense ... UTC's B.J. Coleman leads all SoCon QBs with an 11-to-1 touchdown-to-interception ratio.

Tale of the Tape

| UTC | Category | Elon |
|---------------|-----------------|---------------|
| 25.2 (4 of 9) | Scoring Offense | 32.3 (2 of 9) |
| 100.0 (8) | Rushing Offense | 153.8 (3) |
| 225.0 (4) | Passing Offense | 319.7 (1) |
| 325.0 (5) | Total Offense | 473.5 (1) |
| 18.3 (3) | Scoring Defense | 12.5 (1) |
| 135.3 (5) | Rushing Defense | 55.7 (1) |
| 152.2 (2) | Passing Defense | 144.5 (1) |
| 287.5 (3) | Total Defense | 200.2 (1) |

Southern Conference rank in parenthesis.



Furman at The Citadel
(4-2, 3-1 SoCon) (2-4, 0-3 SoCon)
Johnson Hagood Stadium (21,000), Charleston, S.C.
Oct. 24 • 2:00 p.m. (ET)
Internet: SoCon.TV



Capsule Summary

Series Record Furman leads 55-30-3
Last Meeting Furman won 34-20 (Oct. 18, 2008 in Greenville)
Series Streak Furman has won 1
Furman on the Web www.furmanpaladins.com
SID Contact..... Hunter Reid (hunter.reid@furman.edu)
Coach Bobby Lamb
Overall Record (Years) 60-31 (8th)
Record at Furman (Years) same
The Citadel on the Web www.citadelsports.com
SID Contact..... Noelle Orr Blaney (noelle.orr@citadel.edu)
Coach Kevin Higgins
Overall Record (Years) 78-54-1 (12th)
Record at The Citadel (Years) 22-29 (5th)

Last Game

Oct. 17 - Furman 26, Samford 24
 Kyle McKinney blocked a 38-yard field goal attempt on the final play of the game to deliver a 26-24 Furman homecoming day victory over Samford. QB Jordan Sorrells completed 21-of-28 passes for 208 yards and 3 TDs while Kadarron Anderson (19 tackles) and Ryan Steed (10 tackles, 1 INT, 1 FF) led the defensive effort.

Oct. 17 - Western Carolina 14, The Citadel 10
 Western Carolina scored a pair of second half touchdowns to erase a 10-0 deficit and defeat The Citadel in Cullowhee. The Bulldogs were led by Andre Roberts' 78 yards receiving and a touchdown while the defense recorded seven tackles for loss, led by two from Terrence Reese.

Game Notes

Saturday's game is the 89th meeting in the most often played rivalry in the Southern Conference ... The Citadel is looking for its first back-to-back wins over Furman in Charleston since 1991 and '93 ... This marks just the second time since 1995 (2007) that neither team is ranked entering the contest.

Tale of the Tape

| FUR | Category | CIT |
|---------------|-----------------|---------------|
| 27.7 (3 of 9) | Scoring Offense | 22.3 (5 of 9) |
| 149.5 (4) | Rushing Offense | 112.8 (6) |
| 229.7 (3) | Passing Offense | 170.0 (7) |
| 379.2 (3) | Total Offense | 282.8 (7) |
| 25.0 (4) | Scoring Defense | 25.8 (5) |
| 125.7 (3) | Rushing Defense | 184.0 (8) |
| 274.8 (9) | Passing Defense | 215.3 (7) |
| 400.5 (9) | Total Defense | 399.3 (8) |

Southern Conference rank in parenthesis.

Game Capsules



Georgia Southern at No. 8 Appalachian State
 (4-3, 3-1 SoCon) (4-2, 3-0 SoCon)
Kidd Brewer Stadium (21,650), Boone, N.C.

Oct. 24 • 3:00 p.m. (ET)
TV: >>SPORTSOUTH



Capsule Summary

Series Record Appalachian State leads 12-11-1
Last Meeting ASU won 37-36 (Oct. 18, 2008 in Statesboro)
Series Streak Appalachian State has won 1
Georgia Southern on the Web www.georgiasoutherneagles.com
SID Contact.....Patrick Osterman (prosterman@georgiasouthern.edu)
Coach Chris Hatcher
Overall Record (Years)93-24 (10th)
Record at Georgia Southern (Years) 17-12 (3rd)
Appalachian State on the Webwww.goasu.com
SID Contact.....Mike Flynn (flynmh@appstate.edu)
Coach Jerry Moore
Overall Record (Years)209-123-2 (28th)
Record at Appalachian State (Years)182-75 (21st)

Last Game

Oct. 17 - Georgia Southern 30, Chattanooga 20

GSU's defense limited Chattanooga to 33 yards rushing while running for a season-high 188 yards of its own in the 30-20 win. Adam Urbano led the way with 153 yards rushing and two TDs while Dion DuBose had 10 tackles and Brent Russell added a pair of sacks for the Eagles' defense.

Oct. 17 - No. 9 Appalachian State 44, Wofford 34

ASU rallied from a 34-20 second half deficit by scoring the game's final 24 points to claim its 15th consecutive SoCon win. Armanti Edwards passed for 415 yards and two TDs while adding another score on the ground. Mark LeGree picked off two passes to stifle Wofford's chance at the upset.

Game Notes

The home team has won the last three meetings in this series after the home team won 12 of the previous 15 meetings during the FCS era ... ASU's offense has gone over 600 yards of total offense in each of the past two games ... Either ASU or GSU has won at least a share of the SoCon title in 11 of the past 12 seasons and in 13 of the 16 years since the Eagles joined the league in 1993.

Tale of the Tape

| GSU | Category | ASU |
|---------------|-----------------|---------------|
| 20.6 (7 of 9) | Scoring Offense | 34.7 (1 of 9) |
| 102.7 (7) | Rushing Offense | 214.3 (2) |
| 182.9 (5) | Passing Offense | 258.7 (2) |
| 285.6 (7) | Total Offense | 473.0 (2) |
| 26.3 (6) | Scoring Defense | 26.3 (t-7) |
| 129.4 (4) | Rushing Defense | 179.2 (7) |
| 179.3 (5) | Passing Defense | 176.0 (4) |
| 308.7 (4) | Total Defense | 355.2 (5) |

Southern Conference rank in parenthesis.



Wofford at Western Carolina
 (1-5, 0-3 SoCon) (1-5, 1-3 SoCon)
E.J. Whitmire Stadium (13,782), Cullowhee, N.C.

Oct. 24 • 4:00 p.m. (ET)
TV: WMYA-TV "My 40"



Capsule Summary

Series Record Wofford leads 19-12
Last Meeting Wofford won 42-14 (Oct. 18, 2008 in Spartanburg)
Series Streak Wofford has won 3
Wofford on the Web..... www.woffordterriers.com
SID Contact..... Brent Williamson (williamsondb@wofford.edu)
Coach Mike Ayers
Overall Record (Years) 153-122-2 (25th)
Record at Wofford (Years)..... 142-101-1 (22nd)
Western Carolina on the Web www.catamountsports.com
SID Contact..... Daniel Hooker (dhooker@email.wcu.edu)
Coach Dennis Wagner
Overall Record (Years)48-51-1 (11th)
Record at Western Carolina (Years) 4-14 (2nd)

Last Game

Oct. 17 - No. 9 Appalachian State 44, Wofford 34

Wofford held a 14-point second half lead, but Appalachian State rallied to score the game's final 24 points and seal the win. Four different Wofford players scored a rushing touchdown and the team had three plays of 64 yards or longer on the afternoon.

Oct. 17 - Western Carolina 14, The Citadel 10

Dion Wilson rushed for a pair of touchdowns as Western Carolina rallied from a 10-0 halftime deficit to pick up its first win of the 2009 season. The Catamounts' defense limited The Citadel to 256 yards of total offense and stopped a pair of Bulldogs drives on fourth down in WCU territory to seal the win in the waning moments.

Game Notes

Wofford's 1-5 start is its worst since 1987 while the 0-3 SoCon record equals the program's most league losses to open the season (1998) ... After giving up 33 points and 462 yards per game to its first four opponents, WCU has limited the opposition to 13 points and 261 yards per contest in the last two outings.

Tale of the Tape

| WOF | Category | WCU |
|---------------|-----------------|--------------|
| 21.2 (6 of 9) | Scoring Offense | 9.0 (9 of 9) |
| 257.3 (1) | Rushing Offense | 64.3 (9) |
| 81.3 (9) | Passing Offense | 158.5 (8) |
| 338.7 (4) | Total Offense | 222.8 (9) |
| 34.3 (9) | Scoring Defense | 26.3 (t-7) |
| 176.5 (6) | Rushing Defense | 192.2 (9) |
| 217.0 (8) | Passing Defense | 203.0 (6) |
| 393.5 (6) | Total Defense | 395.2 (7) |

Southern Conference rank in parenthesis.

National Polls

2009 FCS Coaches Poll

| School | PS | S | S | S | S | O | O | O | O | N | N | N | N | N | F |
|--------------------------|-----------|-----------|-----------|-----------|-----------|-----------|-----------|----------|----|---|---|----|----|---|---|
| | | 7 | 14 | 21 | 28 | 5 | 12 | 19 | 26 | 2 | 9 | 16 | 23 | | |
| Richmond | 2 | 1 | 1 | 1 | 1 | 1 | 1 | 1 | | | | | | | |
| Montana | 3 | 4 | 3 | 3 | 3 | 3 | 2 | 2 | | | | | | | |
| Southern Illinois | 7 | 8 | 8 | 8 | 8 | 6 | 5 | 3 | | | | | | | |
| Villanova | 5 | 3 | 2 | 2 | 2 | 2 | 6 | 4 | | | | | | | |
| William & Mary | 14 | 7 | 5 | 5 | 5 | 8 | 7 | 5 | | | | | | | |
| Northern Iowa | 4 | 5 | 4 | 4 | 4 | 4 | 3 | 6 | | | | | | | |
| Elon | 11 | 11 | 11 | 13 | 13 | 11 | 9 | 7 | | | | | | | |
| New Hampshire | 8 | 9 | 7 | 7 | 7 | 5 | 4 | 8 | | | | | | | |
| Appalachian State | 1 | 2 | 9 | 10 | 10 | 10 | 10 | 9 | | | | | | | |
| South Carolina State | 16 | 15 | 16 | 16 | 14 | 16 | 12 | 10 | | | | | | | |
| McNeese State | 15 | 16 | 10 | 9 | 9 | 7 | 11 | 11 | | | | | | | |
| Jacksonville State | 19t | 21 | 22 | 21 | 20 | 18 | 13 | 12 | | | | | | | |
| South Dakota State | 23 | 25 | 21 | 18 | 16 | 19 | 14 | 13 | | | | | | | |
| Central Arkansas | 12 | 12 | 13 | 12 | 12 | 9 | 8 | 14 | | | | | | | |
| Weber State | 9 | 10 | 12 | 11 | 11 | 21 | 15 | 15 | | | | | | | |
| Massachusetts | 18 | 18 | 17 | 15 | 15 | 13 | 20 | 16 | | | | | | | |
| Colgate | - | - | - | - | - | 24 | 18 | 17 | | | | | | | |
| Cal Poly | 13 | 13 | 14 | 14 | 17 | 14 | 19 | 18 | | | | | | | |
| Stephen F. Austin | - | - | - | - | - | - | 21 | 19 | | | | | | | |
| Eastern Kentucky | - | 23 | 23 | 22 | 21 | 17 | 23 | 20 | | | | | | | |
| Eastern Washington | 17 | 17 | 20 | 20 | 19 | 15 | 17 | 21 | | | | | | | |
| Holy Cross | - | - | - | 23 | 22 | 20 | 24 | 22 | | | | | | | |
| Delaware | - | - | - | - | - | - | - | 23 | | | | | | | |
| Eastern Illinois | - | - | - | - | 24 | 25 | 25 | 24 | | | | | | | |
| Northern Arizona | - | - | - | - | - | - | - | 25 | | | | | | | |
| James Madison | 6 | 6 | 6 | 6 | 6 | 12 | 16 | - | | | | | | | |
| Florida A&M | - | - | - | 25 | 23 | 22 | 22 | - | | | | | | | |
| Montana State | - | - | - | - | 25 | 23 | - | - | | | | | | | |
| Texas State | 21 | 19 | 18 | 19 | 18 | - | - | - | | | | | | | |
| Wofford | 10 | 14 | 15 | 17 | - | - | - | - | | | | | | | |
| Liberty | - | 24 | 24 | 24 | - | - | - | - | | | | | | | |
| Maine | 19t | 20 | 19 | - | - | - | - | - | | | | | | | |
| Harvard | 22 | 22 | 25 | - | - | - | - | - | | | | | | | |
| Hofstra | 24 | - | - | - | - | - | - | - | | | | | | | |
| Grambling State | 25 | - | - | - | - | - | - | - | | | | | | | |

2009 The Sports Network Poll

| School | PS | S | S | S | S | O | O | O | O | N | N | N | N | N | F |
|--------------------------|-----------|-----------|-----------|-----------|-----------|-----------|----------|----------|----|---|---|----|----|---|---|
| | | 7 | 14 | 21 | 28 | 5 | 12 | 19 | 26 | 2 | 9 | 16 | 23 | | |
| Richmond | 2 | 1 | 1 | 1 | 1 | 1 | 1 | 1 | | | | | | | |
| Montana | 3 | 5 | 4 | 4 | 4 | 4 | 3 | 2 | | | | | | | |
| Southern Illinois | 7 | 8 | 9 | 9 | 8 | 6 | 5 | 3 | | | | | | | |
| Villanova | 5 | 3 | 2 | 2 | 2 | 2 | 6 | 4 | | | | | | | |
| William & Mary | 14 | 7 | 5 | 5 | 5 | 8 | 7 | 5 | | | | | | | |
| Northern Iowa | 4 | 4 | 3 | 3 | 3 | 3 | 2 | 6 | | | | | | | |
| Elon | 11 | 10 | 11 | 13 | 12 | 10 | 8 | 7 | | | | | | | |
| Appalachian State | 1 | 2 | 10 | 10 | 10 | 9 | 9 | 8 | | | | | | | |
| New Hampshire | 8 | 9 | 6 | 6 | 6 | 5 | 4 | 9 | | | | | | | |
| South Carolina State | 16 | 15 | 15 | 14 | 15 | 17 | 11 | 10 | | | | | | | |
| South Dakota State | 22 | 21 | 18 | 17 | 16 | 20 | 14 | 11 | | | | | | | |
| McNeese State | 15 | 16 | 8 | 8 | 9 | 7 | 13 | 12 | | | | | | | |
| Jacksonville State | 21 | 23 | 24 | 22 | 20 | 18 | 12 | 13 | | | | | | | |
| Massachusetts | 17 | 17 | 17 | 15 | 14 | 12 | 18 | 14 | | | | | | | |
| Stephen F. Austin | - | - | - | - | - | - | 20 | 15 | | | | | | | |
| Weber State | 9 | 11 | 13 | 11 | 11 | 21 | 15 | 16 | | | | | | | |
| Colgate | - | - | - | - | - | 25 | 23 | 17 | | | | | | | |
| Central Arkansas | 13 | 13 | 16 | 12 | 13 | 11 | 10 | 18 | | | | | | | |
| Delaware | - | - | - | - | - | - | 23 | 19 | | | | | | | |
| Cal Poly | 12 | 12 | 12 | 16 | 19 | 15 | 19 | 20 | | | | | | | |
| Eastern Kentucky | 23 | 22 | 22 | 20 | 18 | 16 | 24 | 21 | | | | | | | |
| Holy Cross | 25 | 25 | 23 | 21 | 21 | 19 | 25 | 22 | | | | | | | |
| Liberty | - | - | - | 25 | - | - | - | 23 | | | | | | | |
| Northern Arizona | - | - | - | - | - | - | - | 24 | | | | | | | |
| Eastern Illinois | - | - | - | 24 | 23 | 25 | - | 25 | | | | | | | |
| James Madison | 6 | 6 | 7 | 7 | 7 | 13 | 16 | - | | | | | | | |
| Eastern Washington | 18 | 18 | 21 | 19 | 17 | 14 | 21 | - | | | | | | | |
| Florida A&M | - | - | - | - | 24 | 22 | 22 | - | | | | | | | |
| Montana State | - | - | - | - | - | 24 | - | - | | | | | | | |
| Texas State | 20 | 19 | 19 | 23 | 22 | - | - | - | | | | | | | |
| Wofford | 10 | 14 | 14 | 18 | - | - | - | - | | | | | | | |
| Maine | 19 | 20 | 20 | - | - | - | - | - | | | | | | | |
| Harvard | 23 | 24 | 25 | - | - | - | - | - | | | | | | | |

This Date in SoCon History

Oct. 24, 1981

Western Carolina's defense was the story, limiting Chattanooga to 180 yards and forcing six turnovers in a 24-10 upset of the Mocs in Cullowhee.

Oct. 24, 1987

Despite gaining less than 200 yards on offense, No. 2 Appalachian State remained perfect in the SoCon by forcing three Chattanooga turnovers in a 17-3 win.

Oct. 24, 1992

Despite being out-gained 493-256, No. 6 The Citadel escaped Cullowhee with a 36-31 victory thanks in large part to a pair of fourth quarter defensive touchdowns that came just 16 seconds apart.

Appearing in his first collegiate game, freshman walk-on kick Jim Richter booted three field goals, including the game-winning 42-yarder with four seconds remaining, to lead Furman to a 16-13 win over Appalachian State in Boone.

Oct. 24, 1998

DeNorris Burton intercepted a Brian Hampton pass in the end zone with less than 20 seconds remaining to seal a 24-21 Western Carolina victory over Chattanooga in Cullowhee.

Freshman Adrian Peterson rushed for 231 yards and 5 touchdowns in No. 1 Georgia Southern's 51-34 victory over The Citadel in Charleston. The Eagles, which trailed 20-7 at halftime, scored 44 second half points.

Justin Cella passed for 179 yards and provided the winning margin with a 15-yard touchdown scamper in the third quarter of Western Carolina's 24-21 win over Chattanooga.

No. 7 Appalachian State stayed perfect at home with a 31-6 win over Wofford. Four different ASU players rushed for a touchdown in the victory.

SoCon Coaching Records

| Coch, School | Years at School | Record at School | SoCon Record | SoCon Pct. | Career Record | Career Pct. |
|---------------------------------|-----------------|------------------|--------------|------------|---------------|-------------|
| Jerry Moore, Appalachian State | 21 | 182-75 | 120-35 | .774 | 209-123-2 | .629 |
| Kevin Higgins, The Citadel | 5 | 22-29 | 12-20 | .375 | 78-54-1 | .590 |
| Pete Lembo, Elon | 4 | 25-15 | 15-10 | .600 | 69-29 | .704 |
| Bobby Lamb, Furman | 8 | 60-31 | 38-18 | .679 | 60-31 | .659 |
| Chris Hatcher, Georgia Southern | 3 | 17-12 | 11-8 | .579 | 93-24 | .795 |
| Pat Sullivan, Samford | 3 | 12-16 | 5-7 | .417 | 37-58-1 | .391 |
| Russ Huesman, Chattanooga | 1 | 4-2 | 2-2 | .500 | 4-2 | .667 |
| Dennis Wagner, Western Carolina | 2 | 4-14 | 2-10 | .167 | 48-51-1 | .485 |
| Mike Ayers, Wofford | 22 | 142-101-1 | 62-54 | .534 | 153-122-2 | .556 |



Week 8 (Oct. 24, 2009)



SOCON vs. Other Conferences (12-12)

FBS Opponents (0-9)



Atlantic Coast (0-3)

No. 21 North Carolina 40, The Citadel 6
Wake Forest 35, Elon 7
North Carolina 42, Georgia Southern 12



Big East (0-1)

South Florida 40, No. 10 Wofford 7



Big Ten (0-1)

Wisconsin 44, Wofford 14



Big 12 (0-1)

No. 25 Missouri 52, Furman 12



Conference USA (0-2)

East Carolina 29, No. 1 Appalachian State 24
UCF 28, Samford 24



Southeastern (0-1)

Vanderbilt 45, Western Carolina 0
Furman at Auburn, TBA
Chattanooga at Alabama, TBA

Nov. 7
Nov. 21

FCS Opponents (10-3)



Big South (5-1)

Furman 45, Presbyterian 21
Elon 41, Presbyterian 7
Gardner-Webb 27, Western Carolina 20
Wofford 42, Charleston Southern 14
Chattanooga 29, Presbyterian 13
The Citadel 46, Presbyterian 21



Independents (1-0)

Appalachian State 55, North Carolina Central 21



Ivy (1-0)

The Citadel 38, Princeton 7



Missouri Valley (0-1)

South Dakota State 44, Georgia Southern 6



Northeast (1-0)

Georgia Southern 29, Albany 26



Ohio Valley (0-0)

Western Carolina at Eastern Kentucky, 1 p.m. Nov. 14



Pioneer (2-0)

No. 11 Elon 56, Davidson 0
Samford 27, Jacksonville 0



Southland (0-1)

McNeese State 40, Appalachian State 35

Non-Division I Opponents (2-0)

Chattanooga 30, Glenville State 12
Samford 31, Miles 12

All Times Eastern

2009 NCAA Statistical Leaders

Individual

Rushing

| | | |
|----|---------------------|------------|
| 8 | Devon Moore (ASU) | 111.33 ypg |
| 17 | Chris Evans (SAM) | 92.57 ypg |
| 22 | Jamal Shuman (Elon) | 87.50 ypg |
| 42 | Adam Urbano (GSU) | 75.43 ypg |
| 50 | Mike Rucker (WOF) | 69.17 ypg |

Passing Yards

| | | |
|----|-----------------------|------------|
| 7 | Scott Riddle (Elon) | 299.83 ypg |
| 8 | Armanti Edwards (ASU) | 281.60 ypg |
| 27 | B.J. Coleman (UTC) | 223.33 ypg |
| 28 | Jordan Sorrells (FUR) | 220.50 ypg |

Passes Completed

| | | |
|----|-------------------------|-----------|
| 6 | Scott Riddle (Elon) | 24.83 cpg |
| 14 | Lee Chapple (GSU) | 22.00 cpg |
| 20 | Armanti Edwards (ASU) | 20.80 cpg |
| 21 | Jordan Sorrells (FUR) | 20.50 cpg |
| 22 | B.J. Coleman (UTC) | 20.00 cpg |
| 35 | Dustin Taliaferro (SAM) | 17.50 cpg |

Passing Efficiency

| | | |
|----|-----------------------|--------|
| 6 | Armanti Edwards (ASU) | 163.29 |
| 20 | Scott Riddle (Elon) | 144.88 |
| 36 | B.J. Coleman (UTC) | 134.78 |
| 37 | Jordan Sorrells (FUR) | 134.29 |

Total Offense

| | | |
|----|-----------------------|------------|
| 3 | Armanti Edwards (ASU) | 338.20 ypg |
| 7 | Scott Riddle (Elon) | 299.00 ypg |
| 33 | Jordan Sorrells (FUR) | 235.00 ypg |
| 44 | B.J. Coleman (UTC) | 213.83 ypg |

Receptions per Game

| | | |
|----|------------------------|-----------|
| 1 | Terrell Hudgins (Elon) | 10.83 rpg |
| 11 | Adam Mims (FUR) | 7.00 rpg |
| 13 | Andre Roberts (CIT) | 6.83 rpg |
| 21 | Blue Cooper (UTC) | 6.17 rpg |

Receiving Yards per Game

| | | |
|----|------------------------|------------|
| 1 | Terrell Hudgins (Elon) | 135.83 ypg |
| 37 | Adam Mims (FUR) | 74.00 ypg |
| 48 | Andre Roberts (CIT) | 68.00 ypg |

All-Purpose Yards per Game

| | | |
|----|------------------------|------------|
| 17 | Jamal Shuman (Elon) | 153.00 ypg |
| 23 | Devon Moore (ASU) | 144.33 ypg |
| 27 | Mike Rucker (WOF) | 137.50 ypg |
| 28 | Terrell Hudgins (Elon) | 135.83 ypg |
| 41 | Adam Mims (FUR) | 122.33 ypg |
| 47 | CoCo Hillary (ASU) | 117.17 ypg |

Punting

| | | |
|----|-----------------------|------------|
| 20 | Bob Hooper (SAM) | 40.30 avg. |
| 26 | Cass Couey (CIT) | 39.87 avg. |
| 27 | Blake Cain (WCU) | 39.84 avg. |
| 31 | Charlie Edwards (GSU) | 39.58 avg. |
| 46 | Scott Riddle (Elon) | 38.69 avg. |
| 48 | Trent Hawk (FUR) | 38.64 avg. |

Punt Returns

| | | |
|----|------------------------|-----------|
| 32 | Travaris Cadet (ASU) | 7.07 avg. |
| 33 | Richie Fordham (SAM) | 7.00 avg. |
| 45 | Karlos Sullivan (Elon) | 5.75 avg. |
| 48 | Ronnie Wiggins (GSU) | 4.91 avg. |

Kickoff Returns

| | | |
|----|-----------------------|------------|
| 27 | CoCo Hillary (ASU) | 25.07 avg. |
| 29 | Stephon Shelton (WOF) | 25.00 avg. |
| 44 | Jamal Shuman (Elon) | 23.50 avg. |

Field Goals per Game

| | | |
|----|----------------------|----------|
| 5 | Jason Vitaris (ASU) | 1.83 fpg |
| 7 | Adrian Mora (GSU) | 1.71 fpg |
| 14 | Adam Shreiner (ELON) | 1.50 fpg |
| 21 | Matthew Cesari (FUR) | 1.33 fpg |
| 34 | Cameron Yaw (SAM) | 1.14 fpg |
| 35 | Sam Keeler (CIT) | 1.00 fpg |
| 35 | Craig Camay (UTC) | 1.00 fpg |

Scoring

| | | |
|----|------------------------|----------|
| 10 | Jason Vitaris (ASU) | 9.67 ppg |
| 11 | Armanti Edwards (ASU) | 9.60 ppg |
| 21 | Tersoo Uhaa (FUR) | 8.00 ppg |
| 21 | Adam Shreiner (Elon) | 8.00 ppg |
| 33 | Adrian Mora (GSU) | 7.14 ppg |
| 36 | Terrell Hudgins (Elon) | 7.00 ppg |

Tackles

| | | |
|----|-------------------------|-----------|
| 4 | Kadarron Anderson (FUR) | 13.00 tpg |
| 9 | Adrian McLeod (WCU) | 11.33 tpg |
| 15 | D.J. Smith (ASU) | 10.67 tpg |
| 15 | Chris Collins (WCU) | 10.67 tpg |
| 29 | Joseph Thornton (UTC) | 9.67 tpg |
| 34 | Bryce Smith (SAM) | 9.33 tpg |
| 34 | Jordon Gilmore (CIT) | 9.33 tpg |

Sacks

| | | |
|----|-----------------------|----------|
| 2 | Josh Beard (UTC) | 1.25 spg |
| 7 | Andre Campbell (Elon) | 1.00 spg |
| 29 | Brent Russell (GSU) | 0.71 spg |
| 32 | Joshua Williams (UTC) | 0.67 spg |

Interceptions

| | | |
|----|------------------------|----------|
| 21 | Jordan Tippet (UTC) | 0.50 ipg |
| 21 | Cameron McGlenn (Elon) | 0.50 ipg |

Team

| Team | Rushing Off./Def. | Passing Off./Def. | Scoring Off./Def. | Total Off./Def. |
|-------------------|-------------------|-------------------|-------------------|-----------------|
| Appalachian State | 7/95 | 18/35 | 11/76 | 4/69 |
| The Citadel | 86/98 | 81/79 | 61/74 | 92/96 |
| Elon | 34/1 | 4/7 | 16/3 | 3/1 |
| Furman | 43/43 | 31/113 | 35/68 | 30/98 |
| Georgia Southern | 94/47 | 68/44 | 75/75 | 89/35 |
| Samford | 77/8 | 78/19 | 84/10 | 85/4 |
| Chattanooga | 97/54 | 33/16 | 44/25 | 65/24 |
| Western Carolina | 112/105 | 92/66 | 115/76 | 113/94 |
| Wofford | 2/93 | 118/82 | 69/108 | 53/92 |



Week 8 (Oct. 24, 2009)



SOCON By the Numbers

SOCON Players of the Week

Offense

| | | |
|-------|---------------------------|----------------------------------|
| S. 7 | Jordan Sorrells, FUR, QB | 285 pass, 51 rush, 4 TDS |
| S. 14 | Jamal Shuman, Elon, RB | 190 rush yards, 1 TD |
| S. 21 | Bryan Fitzgerald, UTC, RB | 181 rush yards, 2 TDS |
| S. 28 | Scott Riddle, Elon, QB | 338 yards, 1 pass TD, 1 rush TD |
| | Bart Blanchard, CIT, QB | 263 yards, 6 TDS |
| O. 5 | Terrell Hudgins, Elon, WR | 16 catches, 209 yards, 1 TD |
| O. 12 | Devon Moore, ASU, RB | 124 rush yards, 2 TDS |
| O. 19 | Armanti Edwards, ASU, QB | 415 pass yards, 2 TDS, 1 rush TD |

Freshman

| | | |
|-------|---------------------------|----------------------------------|
| S. 7 | Jamere Valentine, GSU, WR | 6 rec., 79 yards, 2 TDS |
| S. 14 | Chris Awuah, UTC, RB | 93 total yards, 1 TD |
| S. 21 | SeQuan Stanley, WOF, LB | 12 tackles, 2 FF |
| S. 28 | Ryan Consiglio, UTC, LB | 9 tackles, held WOF to 226 yards |
| O. 5 | Van Dyke Jones, CIT, RB | 102 total yards, 1 TD |
| O. 12 | Adam Shreiner, Elon, PK | 3-of-4 FGs, 13 points |
| O. 19 | Dion Wilson, WCU, RB | 2 rushing TDs |

Defense

| | | |
|-------|----------------------------|-----------------------------|
| S. 7 | Joseph Boateng, CIT, DB | 2 INTs, team-high 7 tackles |
| S. 14 | Max Lerner, FUR, DB | INT return for TD, 1.5 TFL |
| S. 21 | Ryan Consiglio, UTC, LB | 12 tackles, INT, sack |
| S. 28 | D.J. Smith, ASU, LB | 16 tackles, 0.5 TFL |
| O. 5 | Kadarron Anderson, FUR, LB | 14 tackles, 1 TFL |
| O. 12 | Josh Beard, UTC, DL | 7 tackles, 2 sacks, 2 QBH |
| O. 19 | Mark LeGree, ASU, DB | 2 INTs, 9 tackles |

Special Teams

| | | |
|-------|-------------------------|---------------------------------------|
| S. 7 | Lance Camp, Elon, PR | 6 ret., 79 yards, 1 TD |
| S. 14 | Craig Camay, UTC, PK | 2 FGs, 2 PATs, onsidies kick |
| S. 21 | Mike Hammons, UTC, P | 41.8 avg., 0 returns on 4 punts |
| S. 28 | Matthew Cesari, FUR, PK | 4-for-4 FGs, 3-for-3 PATs |
| O. 5 | Adrian Mora, GSU, PK | 8 pts., 48- and 50-yard FGs |
| O. 12 | Bob Hooper, SAM, P | 54.2 avg., 4-of-5 punts 50+ yards |
| O. 19 | Jason Vitaris, ASU, PK | 3-for-4 FGs, 5-for-5 PATs, 49-yard FG |

2009 National Weekly Awards Winners

College Sporting News National All Stars

| | |
|----------|---------------------------------|
| Sept. 7 | Jordan Sorrells, Furman, QB |
| Sept. 21 | Ryan Consiglio, Chattanooga, LB |
| Oct. 5 | Terrell Hudgins, Elon, WR |

The Sports Network National Players of the Week

| | |
|----------|--|
| Sept. 28 | D.J. Smith, Appalachian State, LB (Defensive) |
| Oct. 5 | Terrell Hudgins, Elon, WR (Offensive) |
| Oct. 19 | Armanti Edwards, Appalachian State, QB (Offensive) |



Appalachian State linebacker D.J. Smith

Career SOCON Weekly Award Winners

(since 2005, among active players)

- 12 - Armanti Edwards (ASU, QB, 6 Off., 5 FR)
- 7 - Scott Riddle (Elon, QB, 4 Off., 3 Fr.)
- 4 - Jordan Sorrells (FUR, QB, 1 Off., 3 Fr.)
- 3 - Bob Hooper (SAM, P, 2 ST); Terrell Hudgins (Elon, WR, 3 Off.); Andre Roberts (CIT, WR/RS, 1 Fr., 2 ST); D.J. Smith (ASU, LB, 3 Def.)
- 2 - Bart Blanchard (CIT, QB, 1 Off., 1 Fr.); Craig Camay (UTC, PK, 2 ST); Ryan Consiglio (UTC, LB, 1 Def., 1 Fr.); Mark LeGree (ASU, DB, 2 Def.); DeAndre Presley (ASU, QB, 1 Off., 1 Fr.); Jamal Shuman (Elon, RB, 1 Off., 1 Fr.); Karlos Sullivan (Elon, DB/RS, 1 Fr., 1 ST); Dustin Taliaferro (SAM, QB, 2 Fr.)
- 1 - Mitch Allen (WOF, QB, 1 Fr.); Kadarron Anderson (FUR, LB, 1 Def.); Chris Awuah (UTC, RB, 1 Fr.); Josh Beard (UTC, DL, 1 Def.); Joseph Boateng (CIT, DB, 1 Def.); Mike Brown (FUR, RB, 1 Fr.); Blake Cain (WCU, P, 1 ST); Lance Camp (Elon, WR/PR, 1 ST); Matthew Cesari (FUR, PK, 1 ST); Lee Chapple (GSU, QB, 1 Off.); Terrell Dallas (CIT, RB, 1 Fr.); Andy Davis (SAM, DB, 1 Def.); Dion Dubose (GSU, LB, 1 Def.); Chris Evans (SAM, RB, 1 Off.); Bryan Fitzgerald (UTC, RB, 1 Off.); Cortez Gilbert (ASU, CB, 1 Def.); Mike Hammons (UTC, P, 1 ST); A.J. Harris (Elon, RB, 1 Fr.); Patrick Hatcher (SAM, DL, 1 Def.); Julian Hicks (FUR, S, 1 Def.); Zack Jaynes (WCU, QB, 1 Fr.); Van Dyke Jones (CIT, RB, 1 Fr.); Max Lerner (FUR, DB, 1 Def.); Adrian McLeod (WCU, LB, 1 Def.); Devon Moore (ASU, RB, 1 Off.); Adrian Mora (GSU, PK, 1 ST); Marquel Pittman (WCU, WR, 1 Fr.); Brian Quick (ASU, WR, 1 Fr.); Devin Radford (ASU, RB, 1 Off.); Jacque Roman (ASU, LB, 1 Def.); Zeke Rozier (GSU, RB, 1 Fr.); Adam Shreiner (Elon, PK, 1 Fr.); Se-Quan Stanley (WOF, LB, 1 Fr.); Chris Teal (GSU, WR, 1 Fr.); Jamere Valentine (GSU, WR, 1 Fr.); Jason Vitaris (ASU, PK, 1 ST); Nolan Ward (Elon, LB, 1 Fr.); E.J. Webb (GSU, LB, 1 Fr.); Robert Welton (ASU, RB, 1 Off.); Brandon Wiggins (Elon, LB, 1 Fr.); Anthony Williams (ASU, DE, 1 Def.); Dion Wilson (WCU, RB, 1 Fr.); Erroll Wynn (UTC, RB, 1 Fr.).

SOCON By the Numbers

Wins vs. FBS (I-A) Teams

| | |
|------|--|
| 1982 | Furman 28, South Carolina 23 |
| 1982 | Furman 17, Georgia Tech 14 |
| 1983 | Chattanooga 38, Louisiana-Lafayette 14 |
| 1983 | Appalachian State 27, Wake Forest 25 |
| 1984 | Chattanooga 9, Louisiana-Lafayette 7 |
| 1984 | Furman 34, North Carolina State 30 |
| 1985 | Furman 42, North Carolina State 20 |
| 1986 | Furman 17, Georgia Tech 17 (tie) |
| 1987 | East Tennessee State 29, North Carolina State 14 |
| 1988 | The Citadel 42, Navy 35 |
| 1988 | Appalachian State 34, Wake Forest 34 |
| 1989 | Appalachian State 15, Wake Forest 10 |
| 1989 | The Citadel 14, Navy 10 |
| 1990 | The Citadel 38, South Carolina 35 |
| 1991 | The Citadel 20, Army 14 |
| 1991 | Appalachian State 17, Wake Forest 3 |
| 1992 | The Citadel 10, Arkansas 3 |
| 1992 | The Citadel 15, Army 14 |
| 1995 | Appalachian State 24, Wake Forest 22 |
| 1998 | Appalachian State 30, Wake Forest 27 |
| 1999 | Furman 28, North Carolina 3 |
| 2000 | Wofford 24, Louisiana-Monroe 6 |
| 2000 | Appalachian State 20, Wake Forest 16 |
| 2004 | Georgia Southern 53, Florida International 32 |
| 2007 | Appalachian State 34, Michigan 32 |

2009 Attendance

SoCon teams attracted 673,283 fans in 56 contests last season. Average attendance through seven weeks in 2009 is down 455 fans per game.

| Rank | Team | 2007 Avg. | 2008 Avg. | 2009 Avg. | Change |
|------|----------------------|--------------------|--------------------|--------------------|-------------|
| 2 | Appalachian State | 24,219 (9) | 25,161 (8) | 25,023 (3) | -138 |
| 6 | Georgia Southern | 18,925 (6) | 18,168 (6) | 17,703 (3) | -465 |
| 18 | The Citadel | 13,757 (6) | 12,261 (6) | 13,636 (2) | +1,375 |
| 26 | Furman | 12,590 (5) | 10,073 (6) | 11,406 (3) | +1,333 |
| 28 | Chattanooga | 6,264 (6) | 5,748 (6) | 11,218 (3) | +5,470 |
| 44 | Elon | 7,734 (6) | 9,220 (6) | 8,657 (3) | -563 |
| 48 | Wofford | 8,345 (7) | 7,812 (6) | 7,946 (3) | +134 |
| 65 | Western Carolina | 6,760 (5) | 8,320 (6) | 6,176 (3) | -2,144 |
| 78 | Samford | 5,764 (6) | 7,064 (6) | 5,166 (4) | -1,898 |
| | SoCon Average | 13,073 (50) | 12,023 (56) | 11,568 (27) | -455 |

Overtime Games

| Date | Result |
|----------------|--|
| Dec. 1, 1990 | Nevada-Reno 42, Furman 35 (3 OT) |
| Oct. 19, 1991 | Appalachian State 26, Furman 23 (3 OT) |
| Nov. 2, 1991 | Marshall 27, Western Carolina 24 (3 OT) |
| Nov. 21, 1992 | VMI 37, Chattanooga 34 |
| Oct. 16, 1993 | VMI 35, Chattanooga 29 (2 OT) |
| Nov. 19, 1994 | VMI 26, Appalachian State 23 |
| Nov. 26, 1994 | Appalachian State 17, New Hampshire 10 |
| Nov. 16, 1996 | VMI 34, The Citadel 27 (2 OT) |
| Oct. 11, 1997 | The Citadel 23, East Tennessee State 20 |
| Sept. 26, 1998 | Western Carolina 31, East Tennessee State 24 |
| Oct. 3, 1998 | Appalachian State 30, Wake Forest 27 |
| Oct. 24, 1998 | East Tennessee State 22, Furman 19 (2 OT) |
| Nov. 6, 1999 | Samford 35, Western Carolina 32 |
| Nov. 6, 1999 | Chattanooga 30, The Citadel 27 |
| Nov. 27, 1999 | Massachusetts 30, Furman 23 |
| Nov. 4, 2000 | Chattanooga 20, The Citadel 13 |
| Nov. 18, 2000 | Furman 45, Chattanooga 44 |
| Dec. 9, 2000 | Montana 19, Appalachian State 16 |
| Oct. 13, 2001 | VMI 19, Chattanooga 16 |
| Nov. 3, 2001 | The Citadel 20, Chattanooga 17 (2 OT) |
| Oct. 5, 2002 | Wofford 27, Chattanooga 21 |
| Sept. 11, 2003 | East Tennessee State 14, Tennessee-Martin 7 |
| Sept. 25, 2004 | Gardner-Webb 26, Western Carolina 20 |
| Sept. 25, 2004 | Pittsburgh 41, Furman 38 |
| Sept. 3, 2005 | Chattanooga 30, Tennessee Tech 23 |
| Sept. 3, 2005 | Georgia Southern 41, Northeastern 38 |
| Sept. 25, 2005 | Furman 44, Hofstra 41 (2 OT) |
| Oct. 15, 2005 | Furman 39, The Citadel 31 (3 OT) |
| Sept. 9, 2006 | Charleston Southern 38, The Citadel 35 (2 OT) |
| Oct. 14, 2006 | Chattanooga 17, Western Carolina 14 |
| Oct. 21, 2006 | Appalachian State 27, Georgia Southern 20 (2 OT) |
| Oct. 21, 2006 | Furman 28, Chattanooga 22 |
| Oct. 21, 2006 | The Citadel 30, Western Carolina 27 |
| Nov. 18, 2006 | Central Arkansas 34, Georgia Southern 31 |
| Sept. 22, 2007 | Chattanooga 45, Georgia Southern 38 |
| Oct. 13, 2007 | The Citadel 54, Furman 51 |
| Oct. 13, 2007 | Elon 36, Georgia Southern 33 (2 OT) |
| Sept. 13, 2008 | Georgia Southern 34, Northeastern 27 |
| Sept. 27, 2008 | Wofford 38, Georgia Southern 37 |
| Oct. 25, 2008 | Georgia Southern 38, Western Carolina 31 |
| Nov. 1, 2008 | Georgia Southern 44, The Citadel 41 (3 OT) |
| Oct. 3, 2009 | Appalachian State 30, The Citadel 27 |

Shutout Chart

| Team | Last SHO Win | Gms Ago | Last SHO Loss | Gms Ago |
|------|---------------------------|---------|---------------------------|---------|
| ASU | 41-0, Mars Hill, 2006 | 48 | 24-0, LSU, 2005 | 57 |
| CIT | 76-0, Webber Int'l., 2007 | 28 | 61-0, Maryland, 2003 | 80 |
| Elon | 56-0, Davidson, 2009 | 6 | 21-0, Citadel, 2005 | 41 |
| FUR | 10-0, Elon, 2004 | 61 | 33-0, Clemson, 1998 | 141 |
| GSU | 35-0, Savannah St., 2003 | 75 | 45-0, Montana, 1995 | 175 |
| SAM | 27-0, Jacksonville, 2009 | 6 | 29-0, Tenn. Tech, 2000 | 95 |
| UTC | 38-0, Western Caro., 2003 | 67 | 55-0, Wofford, 2006 | 30 |
| WCU | 35-0, Shorter, 2008 | 17 | 45-0, Vanderbilt, 2009 | 6 |
| WOF | 55-0, Chatt., 2006 | 32 | 24-0, Western Caro., 2005 | 45 |

Current League Members Overtime Records

| | | |
|-------------------|--------------|-------------|
| Appalachian State | 5-2 | .714 |
| The Citadel | 4-6 | .400 |
| Elon | 1-0 | 1.000 |
| Furman | 4-6 | .400 |
| Georgia Southern | 4-5 | .444 |
| Samford | 0-0 | .000 |
| Chattanooga | 5-7 | .417 |
| Western Carolina | 1-6 | .143 |
| Wofford | 2-0 | 1.000 |
| Total | 25-31 | .446 |



Week 8 (Oct. 24, 2009)



SOCON By the Numbers

Home Field Records

| Team | W | L | T | Pct. | Yrs. | Stadium Name |
|-------------------|-----|-----|---|------|------|----------------|
| Appalachian State | 198 | 61 | 5 | .759 | 47th | Kidd Brewer |
| The Citadel | 201 | 125 | 3 | .616 | 62nd | Johnson Hagood |
| Elon | 24 | 25 | 0 | .490 | 9th | Rhodes |
| Furman | 143 | 36 | 1 | .797 | 29th | Paladin |
| Georgia Southern | 152 | 28 | 0 | .844 | 26th | Paulson |
| Samford | 131 | 67 | 4 | .658 | 42nd | Seibert |
| Chattanooga | 26 | 40 | 0 | .394 | 13th | Finley |
| Western Carolina | 106 | 74 | 2 | .588 | 36th | E.J. Whitmire |
| Wofford | 53 | 21 | 0 | .716 | 14th | Gibbs |

All-Time Conference Record

| Team | Years | W | L | T | Pct. |
|-------------------|-------|-----|-----|----|------|
| Appalachian State | 39 | 176 | 78 | 5 | .689 |
| The Citadel | 67 | 173 | 259 | 5 | .402 |
| Elon | 7 | 18 | 29 | 0 | .383 |
| Furman | 71 | 234 | 175 | 11 | .570 |
| Georgia Southern | 17 | 91 | 37 | 0 | .711 |
| Samford | 2 | 5 | 7 | 0 | .417 |
| Chattanooga | 34 | 99 | 128 | 2 | .437 |
| Western Carolina | 34 | 94 | 138 | 1 | .406 |
| Wofford | 13 | 56 | 39 | 0 | .589 |

Overall Football Records Last Five Seasons (2005-09)

| Team | (All Games) | | | | |
|-------------------|-------------|----|------|--------|----------|
| | W | L | Pct. | Titles | Playoffs |
| Appalachian State | 54 | 11 | .831 | 4 | 4 |
| Furman | 36 | 19 | .655 | 0 | 2 |
| Wofford | 32 | 21 | .604 | 1 | 2 |
| Elon | 28 | 23 | .549 | 0 | 0 |
| Georgia Southern | 28 | 24 | .538 | 0 | 1 |
| The Citadel | 22 | 29 | .431 | 0 | 0 |
| Samford | 21 | 30 | .412 | 0 | 0 |
| Chattanooga | 16 | 35 | .314 | 0 | 0 |
| Western Carolina | 12 | 37 | .245 | 0 | 0 |

Overall Football Records Last 10 Seasons (2000-09)

| Team | (All Games) | | | | |
|-------------------|-------------|----|------|--------|----------|
| | W | L | Pct. | Titles | Playoffs |
| Appalachian State | 94 | 32 | .746 | 4 | 7 |
| Furman | 81 | 37 | .686 | 2 | 6 |
| Georgia Southern | 80 | 38 | .678 | 4 | 5 |
| Wofford | 72 | 41 | .637 | 2 | 3 |
| Elon | 46 | 61 | .430 | 0 | 0 |
| Samford | 45 | 60 | .429 | 0 | 0 |
| The Citadel | 39 | 67 | .368 | 0 | 0 |
| Western Carolina | 37 | 68 | .352 | 0 | 0 |
| Chattanooga | 31 | 77 | .287 | 0 | 0 |

SoCon Football Records Last Five Seasons (2005-09)

| Team | (SoCon Games) | | | | |
|-------------------|---------------|----|------|--------|----------|
| | W | L | Pct. | Titles | Playoffs |
| Appalachian State | 29 | 3 | .906 | 4 | 4 |
| Furman | 22 | 11 | .667 | 0 | 2 |
| Wofford | 20 | 12 | .625 | 1 | 2 |
| Georgia Southern | 18 | 15 | .545 | 0 | 1 |
| Elon | 15 | 17 | .469 | 0 | 0 |
| Samford | 5 | 7 | .417 | 0 | 0 |
| The Citadel | 12 | 20 | .375 | 0 | 0 |
| Chattanooga | 9 | 24 | .273 | 0 | 0 |
| Western Carolina | 6 | 27 | .182 | 0 | 0 |

SoCon Football Records Last 10 Seasons (2000-09)

| Team | (SoCon Games) | | | | |
|----------------------|---------------|----|------|--------|----------|
| | W | L | Pct. | Titles | Playoffs |
| Appalachian State | 57 | 14 | .803 | 4 | 7 |
| Furman | 51 | 21 | .708 | 2 | 6 |
| Georgia Southern | 50 | 22 | .694 | 4 | 5 |
| Wofford | 46 | 25 | .648 | 2 | 3 |
| Samford (since 2008) | 5 | 7 | .417 | 0 | 0 |
| Elon (since 2003) | 18 | 29 | .383 | 0 | 0 |
| The Citadel | 22 | 49 | .310 | 0 | 0 |
| Western Carolina | 22 | 50 | .306 | 0 | 0 |
| Chattanooga | 20 | 52 | .278 | 0 | 0 |

SOCON Active Career Leaders

Rushing

| | Gms | Att | Yards | TD | YPC | Yds/gm |
|--------------------------|-----|-----|-------|----|-----|--------|
| (5) Armanti Edwards, ASU | 44 | 678 | 3,965 | 55 | 5.8 | 90.1 |
| (8) Chris Evans, SAM# | 29 | 587 | 2,965 | 25 | 5.1 | 102.2 |
| Erroll Wynn, UTC \$ | 32 | 460 | 1,804 | 7 | 3.9 | 56.4 |
| Devon Moore, ASU | 38 | 297 | 1,565 | 17 | 5.3 | 41.2 |
| Brandon Newsome, Elon | 28 | 279 | 1,258 | 5 | 4.5 | 44.9 |
| Mike Brown, FUR | 24 | 220 | 1,172 | 6 | 5.3 | 48.8 |
| Bryan Fitzgerald, UTC \$ | 15 | 182 | 1,140 | 5 | 6.3 | 76.0 |
| Mike Rucker, WOF | 28 | 126 | 987 | 8 | 7.8 | 35.3 |
| Jamal Shuman, Elon | 15 | 149 | 864 | 4 | 5.8 | 57.6 |
| Adam Urbano, GSU | 16 | 156 | 832 | 12 | 5.3 | 52.0 |

Passing

| | Gms | Comp. | Att. | Pct. | Yards | TD | INT |
|---------------------------|-----|-------|-------|------|-------|----|-----|
| (4) Armanti Edwards, ASU | 44 | 615 | 947 | 64.9 | 8,509 | 67 | 27 |
| (5) Scott Riddle, Elon | 28 | 758 | 1,169 | 64.8 | 8,487 | 68 | 30 |
| (18) Jordan Sorrells, FUR | 41 | 471 | 759 | 62.1 | 5,264 | 31 | 21 |
| Bart Blanchard, CIT | 25 | 354 | 585 | 60.5 | 4,147 | 37 | 19 |
| Dustin Taliaferro, SAM | 18 | 274 | 438 | 62.6 | 2,856 | 17 | 10 |
| Zack Jaynes, WCU | 16 | 215 | 386 | 55.7 | 2,114 | 12 | 10 |
| Lee Chapple, GSU | 14 | 232 | 357 | 65.0 | 1,975 | 12 | 13 |
| B.J. Coleman, UTC | 6 | 120 | 198 | 60.6 | 1,340 | 11 | 1 |
| Jare Gault, UTC | 12 | 99 | 191 | 51.8 | 961 | 7 | 6 |
| Tony Pastore, UTC | 9 | 44 | 93 | 47.3 | 706 | 6 | 9 |

Receiving

| | Gms | Rec. | Yards | YPC | YPG | CPG | TD |
|---------------------------|-----|------|-------|------|-------|-----|----|
| (1) Terrell Hudgins, Elon | 39 | 337 | 4,432 | 13.2 | 113.6 | 8.6 | 43 |
| (2) Andre Roberts, CIT | 40 | 249 | 3,359 | 13.5 | 84.0 | 6.2 | 34 |
| Jonathan Lowery, SAM# | 38 | 118 | 1,417 | 12.0 | 37.3 | 3.1 | 11 |
| Marquell Pittman, WCU | 26 | 93 | 1,415 | 15.2 | 54.4 | 3.6 | 11 |
| CoCo Hillary, ASU | 35 | 103 | 1,398 | 13.6 | 39.9 | 2.9 | 6 |
| Blue Cooper, UTC | 36 | 105 | 1,339 | 12.8 | 37.2 | 2.9 | 10 |
| Adam Mims, FUR | 32 | 111 | 1,275 | 11.5 | 39.8 | 3.5 | 5 |
| Clint Woods, UTC | 36 | 118 | 1,201 | 10.2 | 33.6 | 3.3 | 7 |
| Brian Quick, ASU | 19 | 47 | 934 | 19.9 | 49.2 | 2.5 | 10 |
| R.J. Webb, FUR | 25 | 70 | 897 | 12.8 | 35.9 | 2.8 | 6 |

Field Goals

| | FGM | FGA | Pct. |
|---------------------|-----|-----|------|
| Adrian Mora, GSU | 22 | 25 | 88.0 |
| Jason Vitaris, ASU | 19 | 27 | 70.4 |
| Sam Keeler, CIT | 18 | 29 | 62.1 |
| Matthew Cesari, FUR | 17 | 22 | 77.3 |
| Craig Camay, UTC | 17 | 27 | 63.0 |
| Blake Bostic, WCU | 14 | 19 | 73.7 |
| Adam Shreiner, Elon | 9 | 12 | 75.0 |
| Cameron Yaw, SAM | 8 | 10 | 80.0 |

PAT

| | PATM | PATA | Pct. |
|-------------------------|------|------|-------|
| (14) Jason Vitaris, ASU | 91 | 96 | 94.8 |
| Matthew Cesari, FUR | 53 | 57 | 93.0 |
| Sam Keeler, CIT | 50 | 57 | 87.7 |
| Craig Camay, UTC | 50 | 54 | 92.6 |
| Adrian Mora, GSU | 45 | 45 | 100.0 |
| Blake Bostic, WCU | 24 | 28 | 85.7 |
| Adam Shreiner, Elon | 21 | 23 | 91.3 |
| Christian Reed, WOF | 16 | 17 | 94.1 |
| Cameron Yaw, SAM | 14 | 14 | 100.0 |

Touchdowns

| | No. | Total Points | Points |
|---------------------------|-----|----------------------------|--------|
| (2) Armanti Edwards, ASU | 55 | (2) Armanti Edwards, ASU | 332 |
| (6) Terrell Hudgins, Elon | 43 | (10) Terrell Hudgins, Elon | 262 |
| (8) Andre Roberts, CIT | 38 | (15) Andre Roberts, CIT | 228 |
| Chris Evans, SAM # | 25 | Chris Evans, SAM | 152 |
| Tersoo Uhaa, FUR | 17 | Jason Vitaris, ASU | 148 |
| Devon Moore, ASU | 17 | Matthew Cesari, FUR | 102 |

Punt Return Yards

| | No | Yds | TD | Avg. |
|---------------------------|----|-------|----|------|
| (1) Andre Roberts, CIT | 74 | 1,015 | 3 | 13.7 |
| (9) Karlos Sullivan, Elon | 63 | 639 | 2 | 10.1 |
| Richie Fordham, SAM | 29 | 270 | 0 | 9.3 |
| Adam Mims, FUR | 25 | 268 | 0 | 10.7 |
| B.J. Frazier, ASU | 29 | 183 | 0 | 6.3 |

Kickoff Returns

| | No-Yds | TD | Avg. |
|------------------------|----------|----|------|
| (7) CoCo Hillary, ASU | 88-2,107 | 1 | 23.9 |
| (11) Mike Rucker, WOF | 80-1,810 | 1 | 22.6 |
| Mike Brown, FUR | 39-895 | 1 | 22.9 |
| Stephone LaFrance, FUR | 32-776 | 0 | 24.3 |
| Darrell Pasco, GSU | 31-706 | 0 | 22.8 |
| Riley Hawkins, SAM | 30-641 | 0 | 21.4 |
| Lance Camp, Elon | 28-572 | 0 | 20.4 |
| Kevin Hardy, CIT | 24-550 | 0 | 22.9 |
| Sean Lees, WOF | 22-525 | 1 | 23.9 |

Tackles

| | No |
|-------------------------|-----|
| (1) Jacque Roman, ASU | 349 |
| (5) D.J. Smith, ASU | 307 |
| (18) Chris Collins, WCU | 258 |
| Joseph Thornton, UTC | 232 |
| Brandon Wiggins, Elon | 197 |
| Nolan Ward, Elon | 183 |
| Jordan Gilmore, CIT | 168 |
| Adrian McLeod, WCU | 168 |
| Anthony Williams, ASU | 164 |
| Justin Brown, FUR | 153 |
| Gary Blount, WOF | 153 |

Interceptions

| | No |
|----------------------------|----|
| (3) Mark LeGree, ASU | 12 |
| (19) Karlos Sullivan, Elon | 8 |
| (19) Nolan Ward, Elon | 8 |
| Max Lerner, FUR | 6 |
| Ty Levie, SAM# | 6 |
| Bryce Smith, SAM# | 6 |
| Antoine George, WCU | 6 |
| Cameron McGlenn, Elon | 5 |
| Joseph Thornton, UTC | 5 |
| Mitchell Bell, WCU | 5 |

Sacks

| | No |
|-------------------------|------|
| Mitch Clark, WOF | 10.5 |
| Tony Robertson, ASU | 10.0 |
| Andre Campbell, Elon | 9.0 |
| Anthony Williams, ASU | 8.5 |
| John Michael Clay, SAM | 8.5 |
| Josh Beard, UTC | 8.5 |
| Jabari Fletcher, ASU | 8.0 |
| Shaun van Rensburg, FUR | 8.0 |
| Patrick Hatcher, SAM | 8.0 |
| Lanston Tanyi, ASU | 7.5 |

Tackles for Loss

| | No |
|-----------------------|------|
| Terrence Reese, CIT | 27.0 |
| Joseph Thornton, UTC | 25.0 |
| Justin Brown, FUR | 23.5 |
| Tony Robertson, ASU | 22.0 |
| Jabari Fletcher, ASU | 21.0 |
| Eric Ludwig, Elon | 21.0 |
| Dewitt Jones, CIT | 19.5 |
| Gene Singletary, WCU | 19.5 |
| Anthony Williams, ASU | 19.0 |
| Mitch Clark, WOF | 18.5 |

() - NCAA Ranking.

- Samford stats prior to 2008 are listed here, but those stats obtained in the Ohio Valley Conference do not count towards Southern Conference career records.

\$ - Inactive.

SOCON Media Services

Press Releases

The Southern Conference utilizes e-mail and the league's website (www.soconsports.com) to distribute information, press releases, notes and statistics. If you wish to be added to the distribution list, please contact a member of the media relations staff.

SoCon.TV

In July 2005, the Southern Conference launched SoCon.TV, a live video streaming network designed to bring SoCon sports to fans around the world through the internet. The network includes not only Southern Conference Championship events but also regular season events from around the league.

SoCon Football Media Center

A new feature on SoConSports.com this season is the SoCon Football Media Center. This is your one-stop location for all pertinent information regarding SoCon football, including audio and video clips, rosters and other team information, media guides, game notes and more. This will be updated throughout the season to keep all media fully informed about SoCon football.

SoCon Players of the Week

Each week, the league office will select an Offensive, Defensive, Special Teams and Freshman Player of the Week. Honorees will be released to the media on Monday afternoons via the conference website (www.soconsports.com) and by e-mail.

Postseason Awards

Following the conclusion of the regular season, two all-conference teams are selected. Voting will be conducted by the league's coaches and the Southern Conference Sports Media Association (SCSMA). Each group selects a first-team and a second-team as well as an Offensive Player of the Year, Defensive

Player of the Year, Freshman of the Year and Coach of the Year. The conference coaches also select a recipient of the Jacobs Blocking Trophy, awarded to the top lineman in the conference.

Coaches Teleconference

The Southern Conference will host a weekly teleconference featuring the league's head coaches each Tuesday morning throughout the season beginning on September 1 through November 24. The teleconferences will continue throughout the FCS postseason, as needed.

Each teleconference is recorded and will be available through the conference web-site (www.soconsports.com) on Tuesday afternoons.

Weekly Teleconference Schedule

| Time (ET) | Coach, School |
|-------------|--------------------|
| 10:00-10:07 | Jerry Moore, ASU |
| 10:07-10:14 | Kevin Higgins, CIT |
| 10:14-10:21 | Pete Lembo, Elon |
| 10:21-10:28 | Bobby Lamb, FUR |
| 10:28-10:35 | Chris Hatcher, GSU |
| 10:35-10:42 | Pat Sullivan, SAM |
| 10:42-10:49 | Russ Huesman, UTC |
| 10:49-10:56 | Dennis Wagner, WCU |
| 10:56-11:03 | Mike Ayers, WOF |

SoCon Football on the Air (Flagship Stations)

| | |
|-------------------|-----------------|
| Appalachian State | WKBC-FM (97.3) |
| The Citadel | WTMZ-AM (910) |
| Elon | WPCM-AM (920) |
| Furman | WOLT-FM (103.3) |
| Georgia Southern | WPMX-FM (102.9) |
| Samford | WVSU-FM (91.1) |
| Chattanooga | WTZO-FM (105.1) |
| Western Carolina | WWCU-FM (90.5) |
| Wofford | WSPG-AM (1400) |

SoCon Media Relations Staff



Jason Yaman
Assistant Commissioner
for Media Relations
Office: (864) 591-5100
Cell: (864) 380-1166
Fax: (864) 591-3448
jyaman@socon.org

Responsibilities:
Administration, Men's Basketball, Men's and Women's Soccer, Men's and Women's Tennis



Jonathan Caskey
Associate Director of
Media Relations
Office: (864) 591-5100
Cell: (864) 525-5174
Fax: (864) 591-3448
Home: (864) 599-8842
jcaskey@socon.org

Responsibilities:
Publications, Football, Wrestling, Baseball, Men's and Women's Golf

JoAnne Cannell Media Relations Assistant

Office: (864) 591-5100
Cell: (864) 525-5157
Fax: (864) 591-3448
jcannell@socon.org

Responsibilities:
Volleyball, Men's and Women's Cross Country, Women's Basketball, Men's and Women's Indoor and Outdoor Track and Field, Softball

Additional Staff

John Iamarino Commissioner
Geoff Cabe Senior Associate Commissioner
Sue Arakas Associate Commissioner
Doug King Associate Commissioner
Jamie Severns Dir. of Multimedia Services
Mike Mitchell Sr. Account Executive/IMG College
Brandon Neff Director of Championships
Laura Hayes Assistant to the Commissioner
Caroline Sanker Championships/Operations Assistant
Don Lucas Coordinator of Officials

SoCon Media Relations Directory

| School | Website | Media Relations | E-mail | Office Phone | Press Box Phone |
|-------------------|--------------------------------|-------------------|--------------------------------|----------------|------------------|
| Appalachian State | www.goasu.com | Mike Flynn | flynnmh@appstate.edu | (828) 262-2845 | (828) 262-3172 |
| The Citadel | www.citadelsports.com | Noelle Orr Blaney | noelle.orr@citadel.edu | (843) 953-5353 | (843) 953-5004/8 |
| Elon | www.elonphoenix.com | Chris Rash | crash@elon.edu | (336) 278-6712 | (336) 278-6777 |
| Furman | www.furmanpaladins.com | Hunter Reid | hunter.reid@furman.edu | (864) 294-2061 | (864) 294-3066 |
| Georgia Southern | www.georgiasouthern eagles.com | Patrick Osterman | prosterman@georgiasouthern.edu | (912) 478-0352 | (912) 478-3896 |
| Samford | www.samfordsports.com | Joey Mullins | jmmulli1@samford.edu | (205) 726-2799 | (205) 726-2143 |
| Chattanooga | www.gomocs.com | Jay Blackman | jay-blackman@utc.edu | (423) 425-5292 | (423) 757-9332 |
| Western Carolina | www.catamountsports.com | Daniel Hooker | dhooker@email.wcu.edu | (828) 227-2339 | (828) 227-2116 |
| Wofford | www.woffordterriers.com | Brent Williamson | williamsondb@wofford.edu | (864) 597-4093 | (864) 597-4487 |



Week 8 (Oct. 24, 2009)



**2009 Southern Conference
Team Statistics Through games of Oct 19, 2009**



| SCORING OFFENSE | G | TD | FG | XPT | 2XP | DXP | Saf | Pts | Avg/G |
|----------------------|---|----|----|-----|-----|-----|-----|-----|-------|
| 1. Appalachian State | 6 | 25 | 11 | 25 | 0 | 0 | 0 | 208 | 34.7 |
| 2. Elon | 6 | 24 | 9 | 21 | 0 | 0 | 1 | 194 | 32.3 |
| 3. Furman | 6 | 21 | 8 | 16 | 0 | 0 | 0 | 166 | 27.7 |
| 4. Chattanooga | 6 | 19 | 6 | 17 | 0 | 1 | 0 | 151 | 25.2 |
| 5. The Citadel | 6 | 17 | 6 | 14 | 0 | 0 | 0 | 134 | 22.3 |
| 6. Wofford | 6 | 18 | 0 | 17 | 0 | 0 | 1 | 127 | 21.2 |
| 7. Georgia Southern | 7 | 15 | 12 | 14 | 0 | 1 | 1 | 144 | 20.6 |
| 8. Samford | 7 | 16 | 8 | 14 | 1 | 0 | 0 | 136 | 19.4 |
| 9. Western Carolina | 6 | 6 | 4 | 4 | 1 | 0 | 0 | 54 | 9.0 |

| RUSHING DEFENSE | G | Att. | Yards | Avg/A | Long | TD | Avg/G |
|----------------------|---|------|-------|-------|------|----|-------|
| 1. Elon | 6 | 170 | 334 | 2.0 | 27 | 3 | 55.7 |
| 2. Samford | 7 | 234 | 571 | 2.4 | 25 | 6 | 81.6 |
| 3. Furman | 6 | 202 | 754 | 3.7 | 40 | 7 | 125.7 |
| 4. Georgia Southern | 7 | 264 | 906 | 3.4 | 65 | 12 | 129.4 |
| 5. Chattanooga | 6 | 230 | 812 | 3.5 | 34 | 8 | 135.3 |
| 6. Wofford | 6 | 230 | 1059 | 4.6 | 48 | 12 | 176.5 |
| 7. Appalachian State | 6 | 227 | 1075 | 4.7 | 74 | 11 | 179.2 |
| 8. The Citadel | 6 | 242 | 1104 | 4.6 | 40 | 10 | 184.0 |
| 9. Western Carolina | 6 | 263 | 1153 | 4.4 | 23 | 11 | 192.2 |

| SCORING DEFENSE | G | TD | FG | XPT | 2XP | DXP | Saf | Pts | Avg/G |
|---------------------|---|----|----|-----|-----|-----|-----|-----|-------|
| 1. Elon | 6 | 10 | 2 | 9 | 0 | 0 | 0 | 75 | 12.5 |
| 2. Samford | 7 | 14 | 3 | 8 | 1 | 0 | 0 | 103 | 14.7 |
| 3. Chattanooga | 6 | 13 | 6 | 12 | 0 | 0 | 1 | 110 | 18.3 |
| 4. Furman | 6 | 19 | 6 | 16 | 1 | 0 | 0 | 150 | 25.0 |
| 5. The Citadel | 6 | 19 | 8 | 17 | 0 | 0 | 0 | 155 | 25.8 |
| 6. Georgia Southern | 7 | 22 | 10 | 20 | 0 | 0 | 1 | 184 | 26.3 |
| 7. Western Carolina | 6 | 17 | 13 | 17 | 0 | 0 | 0 | 158 | 26.3 |
| Appalachian State | 6 | 20 | 5 | 17 | 1 | 0 | 2 | 158 | 26.3 |
| 9. Wofford | 6 | 26 | 8 | 24 | 0 | 0 | 1 | 206 | 34.3 |

| PASS OFFENSE | G | Comp-Att-Int | Pct. | Yds | Avg/A | TD | Avg/G |
|----------------------|---|--------------|------|------|-------|----|-------|
| 1. Elon | 6 | 157-246-2 | 63.8 | 1918 | 7.8 | 14 | 319.7 |
| 2. Appalachian State | 6 | 118-170-2 | 69.4 | 1552 | 9.1 | 5 | 258.7 |
| 3. Furman | 6 | 124-193-3 | 64.2 | 1378 | 7.1 | 9 | 229.7 |
| 4. Chattanooga | 6 | 121-201-1 | 60.2 | 1350 | 6.7 | 11 | 225.0 |
| 5. Georgia Southern | 7 | 166-259-11 | 64.1 | 1280 | 4.9 | 7 | 182.9 |
| 6. Samford | 7 | 128-224-5 | 57.1 | 1218 | 5.4 | 5 | 174.0 |
| 7. The Citadel | 6 | 109-181-7 | 60.2 | 1020 | 5.6 | 11 | 170.0 |
| 8. Western Carolina | 6 | 88-158-7 | 55.7 | 951 | 6.0 | 2 | 158.5 |
| 9. Wofford | 6 | 30-63-6 | 47.6 | 488 | 7.7 | 5 | 81.3 |

| TOTAL OFFENSE | G | Rush | Pass | Plays | Yards | Avg/P | TD | Avg/G |
|----------------------|---|------|------|-------|-------|-------|----|-------|
| 1. Elon | 6 | 923 | 1918 | 477 | 2841 | 6.0 | 21 | 473.5 |
| 2. Appalachian State | 6 | 1286 | 1552 | 425 | 2838 | 6.7 | 25 | 473.0 |
| 3. Furman | 6 | 897 | 1378 | 391 | 2275 | 5.8 | 19 | 379.2 |
| 4. Wofford | 6 | 1544 | 488 | 361 | 2032 | 5.6 | 18 | 338.7 |
| 5. Chattanooga | 6 | 600 | 1350 | 393 | 1950 | 5.0 | 18 | 325.0 |
| 6. Samford | 7 | 857 | 1218 | 478 | 2075 | 4.3 | 15 | 296.4 |
| 7. Georgia Southern | 7 | 719 | 1280 | 483 | 1999 | 4.1 | 13 | 285.6 |
| 8. The Citadel | 6 | 677 | 1020 | 365 | 1697 | 4.6 | 16 | 282.8 |
| 9. Western Carolina | 6 | 386 | 951 | 319 | 1337 | 4.2 | 6 | 222.8 |

| PASS DEFENSE | G | Comp-Att-Int | Pct. | Yds | Avg/A | TD | Avg/G |
|----------------------|---|--------------|------|------|-------|----|-------|
| 1. Elon | 6 | 89-178-8 | 50.0 | 867 | 4.9 | 6 | 144.5 |
| 2. Chattanooga | 6 | 98-154-7 | 63.6 | 913 | 5.9 | 3 | 152.2 |
| 3. Samford | 7 | 105-184-3 | 57.1 | 1120 | 6.1 | 7 | 160.0 |
| 4. Appalachian State | 6 | 84-151-6 | 55.6 | 1056 | 7.0 | 9 | 176.0 |
| 5. Georgia Southern | 7 | 111-202-5 | 55.0 | 1255 | 6.2 | 8 | 179.3 |
| 6. Western Carolina | 6 | 123-198-0 | 62.1 | 1218 | 6.2 | 6 | 203.0 |
| 7. The Citadel | 6 | 114-193-6 | 59.1 | 1292 | 6.7 | 7 | 215.3 |
| 8. Wofford | 6 | 129-166-2 | 77.7 | 1302 | 7.8 | 12 | 217.0 |
| 9. Furman | 6 | 149-235-5 | 63.4 | 1649 | 7.0 | 10 | 274.8 |

| TOTAL DEFENSE | G | Rush | Pass | Plays | Yards | Avg/P | TD | Avg/G |
|----------------------|---|------|------|-------|-------|-------|----|-------|
| 1. Elon | 6 | 334 | 867 | 348 | 1201 | 3.5 | 9 | 200.2 |
| 2. Samford | 7 | 571 | 1120 | 418 | 1691 | 4.0 | 13 | 241.6 |
| 3. Chattanooga | 6 | 812 | 913 | 384 | 1725 | 4.5 | 11 | 287.5 |
| 4. Georgia Southern | 7 | 906 | 1255 | 466 | 2161 | 4.6 | 20 | 308.7 |
| 5. Appalachian State | 6 | 1075 | 1056 | 378 | 2131 | 5.6 | 20 | 355.2 |
| 6. Wofford | 6 | 1059 | 1302 | 396 | 2361 | 6.0 | 24 | 393.5 |
| 7. Western Carolina | 6 | 1153 | 1218 | 461 | 2371 | 5.1 | 17 | 395.2 |
| 8. The Citadel | 6 | 1104 | 1292 | 435 | 2396 | 5.5 | 17 | 399.3 |
| 9. Furman | 6 | 754 | 1649 | 437 | 2403 | 5.5 | 17 | 400.5 |

| PASS EFFICIENCY | G | Comp-Att-Int | Pct. | Yds | Avg/G | TD | Effic. |
|----------------------|---|--------------|------|------|-------|----|--------|
| 1. Appalachian State | 6 | 118-170-2 | 69.4 | 1552 | 258.7 | 5 | 153.5 |
| 2. Elon | 6 | 157-246-2 | 63.8 | 1918 | 319.7 | 14 | 146.5 |
| 3. Furman | 6 | 124-193-3 | 64.2 | 1378 | 229.7 | 9 | 136.5 |
| 4. Chattanooga | 6 | 121-201-1 | 60.2 | 1350 | 225.0 | 11 | 133.7 |
| 5. The Citadel | 6 | 109-181-7 | 60.2 | 1020 | 170.0 | 11 | 119.9 |
| 6. Wofford | 6 | 30-63-6 | 47.6 | 488 | 81.3 | 5 | 119.8 |
| 7. Georgia Southern | 7 | 166-259-11 | 64.1 | 1280 | 182.9 | 7 | 106.0 |
| 8. Samford | 7 | 128-224-5 | 57.1 | 1218 | 174.0 | 5 | 105.7 |
| 9. Western Carolina | 6 | 88-158-7 | 55.7 | 951 | 158.5 | 2 | 101.6 |

| RUSHING OFFENSE | G | Att. | Yards | Avg/A | Long | TD | Avg/G |
|----------------------|---|------|-------|-------|------|----|-------|
| 1. Wofford | 6 | 298 | 1544 | 5.2 | 80 | 13 | 257.3 |
| 2. Appalachian State | 6 | 255 | 1286 | 5.0 | 73 | 20 | 214.3 |
| 3. Elon | 6 | 231 | 923 | 4.0 | 30 | 7 | 153.8 |
| 4. Furman | 6 | 198 | 897 | 4.5 | 46 | 10 | 149.5 |
| 5. Samford | 7 | 254 | 857 | 3.4 | 51 | 10 | 122.4 |
| 6. The Citadel | 6 | 184 | 677 | 3.7 | 69 | 5 | 112.8 |
| 7. Georgia Southern | 7 | 224 | 719 | 3.2 | 45 | 6 | 102.7 |
| 8. Chattanooga | 6 | 192 | 600 | 3.1 | 37 | 7 | 100.0 |
| 9. Western Carolina | 6 | 161 | 386 | 2.4 | 26 | 4 | 64.3 |

| PASS DEFENSE EFFIC. | G | Comp-Att-Int | Pct. | Yds | Avg/G | TD | Effic. |
|----------------------|---|--------------|------|------|-------|----|--------|
| 1. Elon | 6 | 89-178-8 | 50.0 | 867 | 144.5 | 6 | 93.0 |
| 2. Chattanooga | 6 | 98-154-7 | 63.6 | 913 | 152.2 | 3 | 110.8 |
| 3. Georgia Southern | 7 | 111-202-5 | 55.0 | 1255 | 179.3 | 8 | 115.3 |
| 4. Samford | 7 | 105-184-3 | 57.1 | 1120 | 160.0 | 7 | 117.5 |
| 5. The Citadel | 6 | 114-193-6 | 59.1 | 1292 | 215.3 | 7 | 121.1 |
| 6. Western Carolina | 6 | 123-198-0 | 62.1 | 1218 | 203.0 | 6 | 123.8 |
| 7. Appalachian State | 6 | 84-151-6 | 55.6 | 1056 | 176.0 | 9 | 126.1 |
| 8. Furman | 6 | 149-235-5 | 63.4 | 1649 | 274.8 | 10 | 132.1 |
| 9. Wofford | 6 | 129-166-2 | 77.7 | 1302 | 217.0 | 12 | 165.0 |

2009 Southern Conference
Team Statistics Through games of Oct 19, 2009



| KICKOFF RETURNS | G | No. | Yards | TD | Long | Avg. |
|----------------------|---|-----|-------|----|------|------|
| 1. Appalachian State | 6 | 24 | 508 | 0 | 47 | 21.2 |
| 2. Wofford | 6 | 31 | 651 | 0 | 62 | 21.0 |
| 3. Samford | 7 | 20 | 418 | 0 | 46 | 20.9 |
| 4. Georgia Southern | 7 | 31 | 623 | 0 | 45 | 20.1 |
| 5. The Citadel | 6 | 29 | 575 | 0 | 58 | 19.8 |
| 6. Chattanooga | 6 | 21 | 409 | 0 | 33 | 19.5 |
| 7. Elon | 6 | 18 | 350 | 0 | 47 | 19.4 |
| 8. Furman | 6 | 23 | 429 | 0 | 33 | 18.7 |
| 9. Western Carolina | 6 | 35 | 614 | 0 | 34 | 17.5 |

| FIELD GOALS | G | Made | Att | Pct. |
|----------------------|---|------|-----|-------|
| 1. Western Carolina | 6 | 4 | 4 | 1.000 |
| 2. Georgia Southern | 7 | 12 | 14 | .857 |
| 3. Furman | 6 | 8 | 10 | .800 |
| 4. Elon | 6 | 9 | 12 | .750 |
| 5. Appalachian State | 6 | 11 | 15 | .733 |
| 6. Samford | 7 | 8 | 11 | .727 |
| 7. Chattanooga | 6 | 6 | 9 | .667 |
| 8. The Citadel | 6 | 6 | 10 | .600 |
| 9. Wofford | 6 | 0 | 2 | .000 |

| PUNT RETURN AVG | G | No. | Yards | TD | Long | Avg. |
|----------------------|---|-----|-------|----|------|------|
| 1. The Citadel | 6 | 6 | 76 | 0 | 29 | 12.7 |
| 2. Furman | 6 | 5 | 50 | 0 | 25 | 10.0 |
| 3. Elon | 6 | 14 | 125 | 1 | 54 | 8.9 |
| 4. Wofford | 6 | 7 | 53 | 0 | 16 | 7.6 |
| 5. Appalachian State | 6 | 16 | 113 | 0 | 24 | 7.1 |
| 6. Samford | 7 | 13 | 91 | 0 | 20 | 7.0 |
| 7. Chattanooga | 6 | 8 | 46 | 0 | 16 | 5.8 |
| 8. Georgia Southern | 7 | 15 | 86 | 0 | 30 | 5.7 |
| 9. Western Carolina | 6 | 9 | 34 | 0 | 18 | 3.8 |

| PAT KICKING | G | Made | Att | Pct. |
|----------------------|---|------|-----|-------|
| 1. Appalachian State | 6 | 25 | 25 | 1.000 |
| Georgia Southern | 7 | 14 | 14 | 1.000 |
| Samford | 7 | 14 | 14 | 1.000 |
| 4. Wofford | 6 | 17 | 18 | .944 |
| 5. Elon | 6 | 21 | 23 | .913 |
| 6. Chattanooga | 6 | 17 | 19 | .895 |
| 7. The Citadel | 6 | 14 | 16 | .875 |
| 8. Furman | 6 | 16 | 20 | .800 |
| Western Carolina | 6 | 4 | 5 | .800 |

| INTERCEPTIONS | G | No. | Yards | TD | Long | Avg. |
|----------------------|---|-----|-------|----|------|------|
| 1. Elon | 6 | 8 | 97 | 1 | 48 | 12.1 |
| 2. Chattanooga | 6 | 7 | 86 | 0 | 21 | 12.3 |
| 3. Appalachian State | 6 | 6 | 115 | 0 | 54 | 19.2 |
| 4. The Citadel | 6 | 6 | 199 | 1 | 89 | 33.2 |
| 5. Furman | 6 | 5 | 64 | 1 | 43 | 12.8 |
| 6. Georgia Southern | 7 | 5 | 23 | 1 | 15 | 4.6 |
| 7. Samford | 7 | 3 | 41 | 1 | 41 | 13.7 |
| 8. Wofford | 6 | 2 | 16 | 0 | 16 | 8.0 |
| 9. Western Carolina | 6 | 0 | 0 | 0 | 0 | 0.0 |

| SACKS BY | G | No. | Yards | Avg/G |
|----------------------|---|-----|-------|-------|
| 1. Elon | 6 | 23 | 143 | 3.83 |
| 2. Samford | 7 | 19 | 137 | 2.71 |
| 3. Chattanooga | 6 | 17 | 81 | 2.83 |
| 4. Wofford | 6 | 15 | 91 | 2.50 |
| 5. Georgia Southern | 7 | 13 | 87 | 1.86 |
| 6. Appalachian State | 6 | 10 | 59 | 1.67 |
| 7. Western Carolina | 6 | 7 | 37 | 1.17 |
| 8. The Citadel | 6 | 6 | 33 | 1.00 |
| 9. Furman | 6 | 5 | 37 | 0.83 |

| PUNTING | G | No. | Yards | Avg/P | Ret. | Avg/R | TB | Net/P |
|----------------------|---|-----|-------|-------|------|-------|----|-------|
| 1. Georgia Southern | 7 | 40 | 1583 | 39.6 | 44 | 1.1 | 2 | 37.5 |
| 2. Furman | 6 | 25 | 966 | 38.6 | 32 | 1.3 | 0 | 37.4 |
| 3. Wofford | 6 | 21 | 867 | 41.3 | 118 | 5.6 | 1 | 34.7 |
| 4. Samford | 7 | 47 | 1894 | 40.3 | 233 | 5.0 | 2 | 34.5 |
| 5. Elon | 6 | 34 | 1280 | 37.6 | 53 | 1.6 | 3 | 34.3 |
| 6. Chattanooga | 6 | 26 | 941 | 36.2 | 0 | 0.0 | 3 | 33.9 |
| 7. Western Carolina | 6 | 35 | 1300 | 37.1 | 64 | 1.8 | 3 | 33.6 |
| 8. Appalachian State | 6 | 19 | 724 | 38.1 | 30 | 1.6 | 3 | 33.4 |
| 9. The Citadel | 6 | 31 | 1236 | 39.9 | 202 | 6.5 | 1 | 32.7 |

| SACKS AGAINST | G | No. | Yards | Avg/G |
|----------------------|---|-----|-------|-------|
| 1. Furman | 6 | 4 | 31 | 0.67 |
| 2. Wofford | 6 | 5 | 34 | 0.83 |
| 3. Chattanooga | 6 | 8 | 62 | 1.33 |
| 4. Appalachian State | 6 | 9 | 85 | 1.50 |
| 5. Western Carolina | 6 | 12 | 89 | 2.00 |
| Elon | 6 | 12 | 75 | 2.00 |
| 7. The Citadel | 6 | 15 | 101 | 2.50 |
| 8. Samford | 7 | 17 | 127 | 2.43 |
| 9. Georgia Southern | 7 | 26 | 183 | 3.71 |

| KICKOFF COVERAGE | G | No. | Yards | Avg. | Ret. | TB | NetAvg |
|----------------------|---|-----|-------|------|------|----|--------|
| 1. Appalachian State | 6 | 40 | 2563 | 64.1 | 778 | 3 | 43.1 |
| 2. Wofford | 6 | 25 | 1593 | 63.7 | 457 | 3 | 43.0 |
| 3. Georgia Southern | 7 | 35 | 2136 | 61.0 | 632 | 1 | 42.4 |
| 4. The Citadel | 6 | 28 | 1621 | 57.9 | 426 | 1 | 42.0 |
| 5. Chattanooga | 6 | 29 | 1660 | 57.2 | 312 | 8 | 41.0 |
| 6. Furman | 6 | 34 | 2036 | 59.9 | 652 | 0 | 40.7 |
| 7. Western Carolina | 6 | 16 | 999 | 62.4 | 362 | 0 | 39.8 |
| 8. Elon | 6 | 37 | 2023 | 54.7 | 558 | 0 | 39.6 |
| 9. Samford | 7 | 31 | 1832 | 59.1 | 678 | 1 | 36.6 |

| FIRST DOWNS | G | Rush | Pass | Pen | Total | Avg/G |
|----------------------|---|------|------|-----|-------|-------|
| 1. Appalachian State | 6 | 79 | 71 | 5 | 155 | 25.8 |
| 2. Elon | 6 | 54 | 84 | 5 | 143 | 23.8 |
| 3. Furman | 6 | 51 | 67 | 11 | 129 | 21.5 |
| 4. Samford | 7 | 50 | 55 | 15 | 121 | 17.3 |
| 5. Georgia Southern | 7 | 46 | 65 | 4 | 115 | 16.4 |
| 6. Chattanooga | 6 | 43 | 56 | 9 | 108 | 18.0 |
| 7. Wofford | 6 | 66 | 19 | 9 | 94 | 15.7 |
| 8. The Citadel | 6 | 47 | 38 | 5 | 90 | 15.0 |
| 9. Western Carolina | 6 | 23 | 36 | 4 | 63 | 10.5 |

2009 Southern Conference
Team Statistics Through games of Oct 19, 2009



| OPPONENT 1ST DOWNS | G | Rush | Pass | Pen | Total | Avg/G |
|----------------------|---|------|------|-----|-------|-------|
| 1. Elon | 6 | 26 | 30 | 7 | 63 | 10.5 |
| 2. Samford | 7 | 34 | 56 | 5 | 95 | 13.6 |
| 3. Chattanooga | 6 | 50 | 40 | 9 | 99 | 16.5 |
| 4. Appalachian State | 6 | 49 | 46 | 9 | 104 | 17.3 |
| 5. Georgia Southern | 7 | 57 | 47 | 11 | 115 | 16.4 |
| 6. Wofford | 6 | 61 | 58 | 4 | 123 | 20.5 |
| 7. The Citadel | 6 | 67 | 59 | 5 | 131 | 21.8 |
| 8. Western Carolina | 6 | 70 | 62 | 6 | 138 | 23.0 |
| 9. Furman | 6 | 48 | 83 | 9 | 141 | 23.5 |

| 3RD-DOWN CONVERSIONS | G | Conv. | Att. | Pct. |
|----------------------|---|-------|------|------|
| 1. Elon | 6 | 49 | 100 | 49.0 |
| 2. Furman | 6 | 34 | 75 | 45.3 |
| 3. Chattanooga | 6 | 33 | 78 | 42.3 |
| 4. Wofford | 6 | 34 | 82 | 41.5 |
| 5. Appalachian State | 6 | 27 | 70 | 38.6 |
| 6. Georgia Southern | 7 | 40 | 109 | 36.7 |
| 7. Samford | 7 | 40 | 115 | 34.8 |
| 8. The Citadel | 6 | 25 | 80 | 31.2 |
| 9. Western Carolina | 6 | 24 | 79 | 30.4 |

| OPP 3RD-DN CONVERT | G | Conv. | Att. | Pct. |
|----------------------|---|-------|------|------|
| 1. Elon | 6 | 18 | 86 | 20.9 |
| 2. Georgia Southern | 7 | 34 | 104 | 32.7 |
| 3. Samford | 7 | 35 | 99 | 35.4 |
| 4. Western Carolina | 6 | 36 | 95 | 37.9 |
| 5. Wofford | 6 | 31 | 71 | 43.7 |
| 6. Appalachian State | 6 | 39 | 88 | 44.3 |
| 7. Chattanooga | 6 | 43 | 91 | 47.3 |
| 8. The Citadel | 6 | 47 | 92 | 51.1 |
| 9. Furman | 6 | 46 | 90 | 51.1 |

| 4TH-DOWN CONVERSIONS | G | Conv. | Att. | Pct. |
|----------------------|---|-------|------|------|
| 1. Furman | 6 | 4 | 5 | 80.0 |
| 2. Samford | 7 | 8 | 12 | 66.7 |
| 3. The Citadel | 6 | 5 | 9 | 55.6 |
| 4. Chattanooga | 6 | 6 | 11 | 54.5 |
| 5. Appalachian State | 6 | 4 | 8 | 50.0 |
| 6. Georgia Southern | 7 | 4 | 10 | 40.0 |
| Wofford | 6 | 8 | 20 | 40.0 |
| 8. Elon | 6 | 1 | 4 | 25.0 |
| 9. Western Carolina | 6 | 2 | 9 | 22.2 |

| OPP 4TH-DN CONVERT | G | Conv. | Att. | Pct. |
|----------------------|---|-------|------|------|
| 1. Samford | 7 | 0 | 4 | 0.0 |
| 2. Furman | 6 | 2 | 11 | 18.2 |
| 3. Chattanooga | 6 | 5 | 13 | 38.5 |
| 4. The Citadel | 6 | 5 | 10 | 50.0 |
| 5. Elon | 6 | 5 | 8 | 62.5 |
| 6. Western Carolina | 6 | 7 | 11 | 63.6 |
| 7. Georgia Southern | 7 | 8 | 12 | 66.7 |
| 8. Appalachian State | 6 | 5 | 7 | 71.4 |
| 9. Wofford | 6 | 7 | 8 | 87.5 |

| PENALTIES | G | No. | Yards | Avg/G |
|----------------------|---|-----|-------|-------|
| 1. Samford | 7 | 34 | 277 | 39.6 |
| 2. The Citadel | 6 | 32 | 257 | 42.8 |
| 3. Wofford | 6 | 33 | 285 | 47.5 |
| 4. Elon | 6 | 32 | 290 | 48.3 |
| 5. Chattanooga | 6 | 31 | 291 | 48.5 |
| 6. Furman | 6 | 34 | 294 | 49.0 |
| 7. Western Carolina | 6 | 35 | 315 | 52.5 |
| 8. Georgia Southern | 7 | 50 | 441 | 63.0 |
| 9. Appalachian State | 6 | 46 | 425 | 70.8 |

| OPPONENT PENALTIES | G | No. | Yards | Avg/G |
|----------------------|---|-----|-------|-------|
| 1. Wofford | 6 | 36 | 395 | 65.8 |
| 2. Samford | 7 | 50 | 447 | 63.9 |
| 3. Furman | 6 | 37 | 376 | 62.7 |
| 4. Appalachian State | 6 | 36 | 353 | 58.8 |
| 5. Chattanooga | 6 | 34 | 321 | 53.5 |
| 6. The Citadel | 6 | 33 | 300 | 50.0 |
| 7. Georgia Southern | 7 | 47 | 304 | 43.4 |
| 8. Western Carolina | 6 | 28 | 247 | 41.2 |
| 9. Elon | 6 | 31 | 234 | 39.0 |

| TIME OF POSSESSION | G | Total possession | Average/game |
|----------------------|---|------------------|--------------|
| 1. Elon | 6 | 199:17 | 33:12 |
| 2. Samford | 7 | 217:41 | 31:05 |
| 3. Georgia Southern | 7 | 216:32 | 30:56 |
| 4. Chattanooga | 6 | 181:43 | 30:17 |
| 5. Furman | 6 | 179:54 | 29:59 |
| 6. Appalachian State | 6 | 179:50 | 29:58 |
| 7. The Citadel | 6 | 174:56 | 29:09 |
| 8. Wofford | 6 | 172:32 | 28:45 |
| 9. Western Carolina | 6 | 160:47 | 26:47 |

| TURNOVER MARGIN | G | Gained | | | Lost | | | Margin | Per/G |
|----------------------|---|--------|-----|-----|------|-----|-----|--------|-------|
| | | Fum | Int | Tot | Fum | Int | Tot | | |
| 1. Chattanooga | 6 | 5 | 7 | 12 | 4 | 1 | 5 | +7 | 1.17 |
| 2. Elon | 6 | 4 | 8 | 12 | 6 | 2 | 8 | +4 | 0.67 |
| 3. Appalachian State | 6 | 2 | 6 | 8 | 3 | 2 | 5 | +3 | 0.50 |
| 4. The Citadel | 6 | 5 | 6 | 11 | 2 | 7 | 9 | +2 | 0.33 |
| 5. Furman | 6 | 4 | 5 | 9 | 5 | 3 | 8 | +1 | 0.17 |
| 6. Samford | 7 | 4 | 3 | 7 | 2 | 5 | 7 | +0 | 0.00 |
| 7. Georgia Southern | 7 | 9 | 5 | 14 | 6 | 11 | 17 | -3 | -0.43 |
| 8. Wofford | 6 | 7 | 2 | 9 | 9 | 6 | 15 | -6 | -1.00 |
| 9. Western Carolina | 6 | 3 | 0 | 3 | 9 | 7 | 16 | -13 | -2.17 |

| RED ZONE OFFENSE | G | Scores | Pct. | TDs | (R-P) | FGs | TurnO |
|----------------------|---|--------|------|-----|-------|-----|-------|
| 1. Georgia Southern | 7 | 15-17 | 88.2 | 9 | 4-5 | 6-6 | 1 |
| 2. Furman | 6 | 24-28 | 85.7 | 17 | 9-8 | 7-8 | 1 |
| 3. Appalachian State | 6 | 23-27 | 85.2 | 17 | 16-1 | 6-8 | 1 |
| 4. Elon | 6 | 21-26 | 80.8 | 15 | 6-9 | 6-7 | 3 |
| 5. The Citadel | 6 | 14-18 | 77.8 | 12 | 4-8 | 2-3 | 1 |
| 6. Western Carolina | 6 | 9-12 | 75.0 | 6 | 4-2 | 3-3 | 3 |
| 7. Chattanooga | 6 | 16-22 | 72.7 | 14 | 6-8 | 2-4 | 0 |
| 8. Samford | 7 | 18-25 | 72.0 | 12 | 10-2 | 6-8 | 3 |
| 9. Wofford | 6 | 10-14 | 71.4 | 10 | 9-1 | 0-1 | 2 |

2009 Southern Conference
Team Statistics Through games of Oct 19, 2009



| RED ZONE DEFENSE | G | Scores | Pct. | TDs | (R-P) | FGs | TurnO |
|---------------------|---|--------|------|-----|-------|-------|-------|
| 1. Furman | 6 | 15-22 | 68.2 | 11 | 6-5 | 4-5 | 1 |
| 2. Elon | 6 | 7-10 | 70.0 | 6 | 3-3 | 1-1 | 3 |
| 3. Samford | 7 | 14-19 | 73.7 | 13 | 6-7 | 1-4 | 2 |
| 4. The Citadel | 6 | 17-23 | 73.9 | 12 | 9-3 | 5-9 | 0 |
| 5. Western Carolina | 6 | 27-34 | 79.4 | 16 | 11-5 | 11-15 | 1 |
| 6. Chattanooga | 6 | 12-15 | 80.0 | 7 | 5-2 | 5-5 | 2 |
| Appalachian State | 6 | 12-15 | 80.0 | 9 | 5-4 | 3-4 | 2 |
| 8. Georgia Southern | 7 | 20-24 | 83.3 | 15 | 10-5 | 5-5 | 4 |
| 9. Wofford | 6 | 23-26 | 88.5 | 19 | 10-9 | 4-4 | 1 |

| ON-SIDE KICKS BY | G | Recovered | Attempts | Success% |
|-------------------|---|-----------|----------|----------|
| 1. Elon | 6 | 1 | 1 | 100.0 |
| 2. Chattanooga | 6 | 1 | 2 | 50.0 |
| 3. The Citadel | 6 | 0 | 1 | 0.0 |
| Appalachian State | 6 | 0 | 0 | 0.0 |
| Georgia Southern | 7 | 0 | 0 | 0.0 |
| Wofford | 6 | 0 | 0 | 0.0 |
| Western Carolina | 6 | 0 | 0 | 0.0 |
| Samford | 7 | 0 | 0 | 0.0 |
| Furman | 6 | 0 | 0 | 0.0 |

| ON-SIDE KICKS AGAINST | G | Recovered | Attempts | Success% |
|-----------------------|---|-----------|----------|----------|
| 1. Elon | 6 | 0 | 0 | 0.0 |
| Chattanooga | 6 | 0 | 0 | 0.0 |
| The Citadel | 6 | 0 | 0 | 0.0 |
| Appalachian State | 6 | 0 | 0 | 0.0 |
| Georgia Southern | 7 | 0 | 0 | 0.0 |
| Wofford | 6 | 0 | 0 | 0.0 |
| Western Carolina | 6 | 0 | 0 | 0.0 |
| Samford | 7 | 0 | 0 | 0.0 |
| 9. Furman | 6 | 1 | 2 | 50.0 |

**2009 Southern Conference
Individual Statistics Through games of Oct 19, 2009**



| RUSHING | | | | | | | | |
|------------------------|----|---|------|-----|------|----|----|-------|
| | Cl | G | Att. | Yds | Avg. | TD | Lg | Avg/G |
| 1. Devon Moore-ASU | Jr | 6 | 119 | 668 | 5.6 | 6 | 73 | 111.3 |
| 2. Chris Evans-SAM | Jr | 7 | 142 | 648 | 4.6 | 6 | 51 | 92.6 |
| 3. Jamal Shuman-ELON | So | 6 | 96 | 525 | 5.5 | 2 | 30 | 87.5 |
| 4. Adam Urbano-GSU | So | 7 | 104 | 528 | 5.1 | 5 | 45 | 75.4 |
| 5. Mike Rucker-WOF | Jr | 6 | 42 | 415 | 9.9 | 3 | 80 | 69.2 |
| 6. Armanti Edwards-ASU | Sr | 5 | 60 | 283 | 4.7 | 8 | 40 | 56.6 |
| 7. Tersoo Uhaa-FUR | So | 6 | 83 | 325 | 3.9 | 8 | 34 | 54.2 |
| 8. A.J. Harris-ELON | So | 6 | 64 | 307 | 4.8 | 1 | 28 | 51.2 |
| 9. Mitch Allen-WOF | So | 6 | 73 | 293 | 4.0 | 3 | 35 | 48.8 |
| 10. Jerry Williams-FUR | Fr | 6 | 57 | 276 | 4.8 | 1 | 28 | 46.0 |

| PASSING AVG/GAME | | | | | | | |
|--------------------------|----|---|--------------|------|----|-------|--|
| | Cl | G | Comp-Att-Int | Yds | TD | Avg/G | |
| 1. Scott Riddle-ELON | Jr | 6 | 149-234-2 | 1799 | 13 | 299.8 | |
| 2. Armanti Edwards-ASU | Sr | 5 | 104-145-1 | 1408 | 5 | 281.6 | |
| 3. B.J. Coleman-UTC | So | 6 | 120-198-1 | 1340 | 11 | 223.3 | |
| 4. Jordan Sorrells-FUR | Sr | 6 | 123-192-3 | 1323 | 9 | 220.5 | |
| 5. Lee Chapple-GSU | So | 7 | 154-235-9 | 1188 | 7 | 169.7 | |
| 6. Dustin Taliaferro-SAM | So | 7 | 123-213-5 | 1111 | 4 | 158.7 | |
| 7. Zack Jaynes-WCU | So | 6 | 88-157-6 | 951 | 2 | 158.5 | |
| 8. Bart Blanchard-CIT | Jr | 6 | 91-149-7 | 887 | 11 | 147.8 | |
| 9. Mitch Allen-WOF | So | 6 | 24-52-5 | 409 | 5 | 68.2 | |
| 10. Miguel Starks-CIT | Fr | 6 | 17-28-0 | 121 | 0 | 20.2 | |

| PASS EFFICIENCY | | | | | | | |
|--------------------------|----|---|--------------|------|----|-------|--|
| | Cl | G | Comp-Att-Int | Yds | TD | Eff. | |
| 1. Armanti Edwards-ASU | Sr | 5 | 104-145-1 | 1408 | 5 | 163.3 | |
| 2. Scott Riddle-ELON | Jr | 6 | 149-234-2 | 1799 | 13 | 144.9 | |
| 3. B.J. Coleman-UTC | So | 6 | 120-198-1 | 1340 | 11 | 134.8 | |
| 4. Jordan Sorrells-FUR | Sr | 6 | 123-192-3 | 1323 | 9 | 134.3 | |
| 5. Bart Blanchard-CIT | Jr | 6 | 91-149-7 | 887 | 11 | 126.0 | |
| 6. Mitch Allen-WOF | So | 6 | 24-52-5 | 409 | 5 | 124.7 | |
| 7. Lee Chapple-GSU | So | 7 | 154-235-9 | 1188 | 7 | 110.2 | |
| 8. Zack Jaynes-WCU | So | 6 | 88-157-6 | 951 | 2 | 103.5 | |
| 9. Dustin Taliaferro-SAM | So | 7 | 123-213-5 | 1111 | 4 | 103.1 | |

| RECEPTIONS/GAME | | | | | | | | |
|-------------------------|----|---|-----|-----|----|----|-------|-------|
| | Cl | G | No. | Yds | TD | Lg | Yds/G | Rec/G |
| 1. Terrell Hudgins-ELON | Sr | 6 | 65 | 815 | 7 | 55 | 135.8 | 10.8 |
| 2. Adam Mims-FUR | Jr | 6 | 42 | 444 | 1 | 55 | 74.0 | 7.0 |
| 3. Andre Roberts-CIT | Sr | 6 | 41 | 408 | 5 | 40 | 68.0 | 6.8 |
| 4. Blue Cooper-UTC | Sr | 6 | 37 | 373 | 3 | 39 | 62.2 | 6.2 |
| 5. Jamere Valentine-GSU | Fr | 7 | 34 | 294 | 4 | 36 | 42.0 | 4.9 |
| 6. Matt Cline-ASU | Sr | 6 | 29 | 323 | 0 | 35 | 53.8 | 4.8 |
| 7. Brian Quick-ASU | So | 6 | 24 | 438 | 3 | 74 | 73.0 | 4.0 |
| Marquel Pittman-WCU | Jr | 6 | 24 | 368 | 2 | 44 | 61.3 | 4.0 |
| CoCo Hillary-ASU | Jr | 6 | 24 | 327 | 1 | 57 | 54.5 | 4.0 |
| Adam Urbano-GSU | So | 7 | 28 | 235 | 0 | 46 | 33.6 | 4.0 |

| RECEIVE YDS/GAME | | | | | | | | |
|-------------------------|----|---|-----|-----|----|----|-------|-------|
| | Cl | G | No. | Yds | TD | Lg | Avg/C | Yds/G |
| 1. Terrell Hudgins-ELON | Sr | 6 | 65 | 815 | 7 | 55 | 12.5 | 135.8 |
| 2. Adam Mims-FUR | Jr | 6 | 42 | 444 | 1 | 55 | 10.6 | 74.0 |
| 3. Brian Quick-ASU | So | 6 | 24 | 438 | 3 | 74 | 18.2 | 73.0 |
| 4. Andre Roberts-CIT | Sr | 6 | 41 | 408 | 5 | 40 | 10.0 | 68.0 |
| 5. Blue Cooper-UTC | Sr | 6 | 37 | 373 | 3 | 39 | 10.1 | 62.2 |
| 6. Marquel Pittman-WCU | Jr | 6 | 24 | 368 | 2 | 44 | 15.3 | 61.3 |
| 7. CoCo Hillary-ASU | Jr | 6 | 24 | 327 | 1 | 57 | 13.6 | 54.5 |
| 8. Matt Cline-ASU | Sr | 6 | 29 | 323 | 0 | 35 | 11.1 | 53.8 |
| 9. Sean Jeffcoat-ELON | Jr | 6 | 21 | 317 | 3 | 55 | 15.1 | 52.8 |
| 10. Chris Pitchford-UTC | Jr | 6 | 22 | 295 | 3 | 54 | 13.4 | 49.2 |

| TOTAL OFFENSE | | | | | | | |
|--------------------------|----|---|------|------|-------|-------|-------|
| | Cl | G | Rush | Pass | Plays | Total | Yds/G |
| 1. Armanti Edwards-ASU | Sr | 5 | 283 | 1408 | 205 | 1691 | 338.2 |
| 2. Scott Riddle-ELON | Jr | 6 | -5 | 1799 | 257 | 1794 | 299.0 |
| 3. Jordan Sorrells-FUR | Sr | 6 | 87 | 1323 | 208 | 1410 | 235.0 |
| 4. B.J. Coleman-UTC | So | 6 | -57 | 1340 | 214 | 1283 | 213.8 |
| 5. Dustin Taliaferro-SAM | So | 7 | 50 | 1111 | 272 | 1161 | 165.9 |
| 6. Zack Jaynes-WCU | So | 6 | -16 | 951 | 199 | 935 | 155.8 |
| 7. Bart Blanchard-CIT | Jr | 6 | 37 | 887 | 182 | 924 | 154.0 |
| 8. Lee Chapple-GSU | So | 7 | -115 | 1188 | 274 | 1073 | 153.3 |
| 9. Mitch Allen-WOF | So | 6 | 293 | 409 | 125 | 702 | 117.0 |
| 10. Devon Moore-ASU | Jr | 6 | 668 | 0 | 119 | 668 | 111.3 |

| SCORING | | | | | | | | | | |
|-------------------------|----|---|----|----|-----|-----|-----|-------|--|--|
| | Cl | G | TD | FG | XPT | 2XP | Pts | Pts/G | | |
| 1. Jason Vitaris-ASU | Jr | 6 | 0 | 11 | 25 | 0 | 58 | 9.7 | | |
| 2. Armanti Edwards-ASU | Sr | 5 | 8 | 0 | 0 | 0 | 48 | 9.6 | | |
| 3. Tersoo Uhaa-FUR | So | 6 | 8 | 0 | 0 | 0 | 48 | 8.0 | | |
| Adam Shreiner-ELON | Fr | 6 | 0 | 9 | 21 | 0 | 48 | 8.0 | | |
| 5. Adrian Mora-GSU | So | 7 | 0 | 12 | 14 | 0 | 50 | 7.1 | | |
| 6. Terrell Hudgins-ELON | Sr | 6 | 7 | 0 | 0 | 0 | 42 | 7.0 | | |
| 7. Matthew Cesari-FUR | Sr | 6 | 0 | 8 | 16 | 0 | 40 | 6.7 | | |
| 8. Devon Moore-ASU | Jr | 6 | 6 | 0 | 0 | 0 | 36 | 6.0 | | |
| 9. Craig Camay-UTC | Sr | 6 | 0 | 6 | 17 | 0 | 35 | 5.8 | | |
| 10. Cameron Yaw-SAM | Fr | 7 | 0 | 8 | 14 | 0 | 38 | 5.4 | | |

| SCORING (TDs) | | | | | | | | | | |
|-------------------------|----|---|----|-----|------|-----|-----|-----|-------|--|
| | Cl | G | TD | Run | Pass | Ret | Pat | Pts | Avg/G | |
| 1. Armanti Edwards-ASU | Sr | 5 | 8 | 8 | 0 | 0 | 0 | 48 | 9.6 | |
| 2. Tersoo Uhaa-FUR | So | 6 | 8 | 8 | 0 | 0 | 0 | 48 | 8.0 | |
| 3. Terrell Hudgins-ELON | Sr | 6 | 7 | 0 | 7 | 0 | 0 | 42 | 7.0 | |
| 4. Devon Moore-ASU | Jr | 6 | 6 | 6 | 0 | 0 | 0 | 36 | 6.0 | |
| 5. Chris Evans-SAM | Jr | 7 | 6 | 6 | 0 | 0 | 0 | 36 | 5.1 | |
| 6. Andre Roberts-CIT | Sr | 6 | 5 | 0 | 5 | 0 | 0 | 30 | 5.0 | |
| 7. Adam Urbano-GSU | So | 7 | 5 | 5 | 0 | 0 | 0 | 30 | 4.3 | |
| 8. Chris Awuah-UTC | Fr | 6 | 4 | 3 | 1 | 0 | 0 | 24 | 4.0 | |
| Alex Sellars-CIT | Jr | 6 | 4 | 0 | 4 | 0 | 0 | 24 | 4.0 | |
| 10. Dion Wilson-WCU | Fr | 5 | 3 | 3 | 0 | 0 | 0 | 18 | 3.6 | |

| SCORING (KICK) | | | | | | | |
|-----------------------|----|---|-------|-------|-----|-------|--|
| | Cl | G | PAT | FG | Pts | Avg/G | |
| 1. Jason Vitaris-ASU | Jr | 6 | 25-25 | 11-15 | 58 | 9.7 | |
| 2. Adam Shreiner-ELON | Fr | 6 | 21-23 | 9-12 | 48 | 8.0 | |
| 3. Adrian Mora-GSU | So | 7 | 14-14 | 12-14 | 50 | 7.1 | |
| 4. Matthew Cesari-FUR | Sr | 6 | 16-20 | 8-10 | 40 | 6.7 | |
| 5. Craig Camay-UTC | Sr | 6 | 17-19 | 6-9 | 35 | 5.8 | |
| 6. Cameron Yaw-SAM | Fr | 7 | 14-14 | 8-10 | 38 | 5.4 | |
| 7. Sam Keeler-CIT | So | 6 | 14-16 | 6-10 | 32 | 5.3 | |
| 8. Christian Reed-WOF | Fr | 5 | 16-17 | 0-1 | 16 | 3.2 | |
| 9. Blake Bostic-WCU | Jr | 6 | 4-5 | 4-4 | 16 | 2.7 | |
| 10. Chris Tommie-WOF | Sr | 6 | 1-1 | 0-1 | 1 | 0.2 | |

| PUNT RETURN AVG | | | | | | | |
|--------------------------|----|---|-----|-----|----|------|-------|
| | Cl | G | No. | Yds | TD | Long | Avg/G |
| 1. Lance Camp-ELON | Jr | 6 | 6 | 79 | 1 | 54 | 13.2 |
| 2. Travaris Cadet-ASU | So | 6 | 15 | 106 | 0 | 24 | 7.1 |
| 3. Richie Fordham-SAM | So | 7 | 13 | 91 | 0 | 20 | 7.0 |
| 4. Joel Bradford-UTC | So | 6 | 6 | 39 | 0 | 16 | 6.5 |
| 5. Karlos Sullivan-ELON | Sr | 5 | 8 | 46 | 0 | 28 | 5.8 |
| 6. George Richardson-WCU | Fr | 6 | 6 | 32 | 0 | 18 | 5.3 |
| 7. Ronnie Wiggins-GSU | Sr | 7 | 11 | 54 | 0 | 15 | 4.9 |

2009 Southern Conference
Individual Statistics Through games of Oct 19, 2009



| KICK RETURN AVG | | | | | | | |
|--------------------------|----|---|-----|-----|----|------|-------|
| | Cl | G | No. | Yds | TD | Long | Avg/G |
| 1. CoCo Hillary-ASU | Jr | 6 | 15 | 376 | 0 | 47 | 25.1 |
| 2. Jamal Shuman-ELON | So | 6 | 12 | 282 | 0 | 47 | 23.5 |
| 3. Kevin Hardy-CIT | So | 6 | 22 | 491 | 0 | 58 | 22.3 |
| 4. Mike Rucker-WOF | Jr | 6 | 18 | 372 | 0 | 36 | 20.7 |
| 5. Buster Skrine-UTC | Jr | 6 | 12 | 240 | 0 | 33 | 20.0 |
| 6. Ronnie Wiggins-GSU | Sr | 7 | 16 | 313 | 0 | 44 | 19.6 |
| 7. George Richardson-WCU | Fr | 6 | 25 | 488 | 0 | 34 | 19.5 |

| ALL PURPOSE | | | | | | | | |
|--------------------------|----|---|------|-----|----|-----|-----|-------|
| | Cl | G | Rush | Rcv | PR | KR | Yds | Avg/G |
| 1. Jamal Shuman-ELON | So | 6 | 525 | 111 | 0 | 282 | 918 | 153.0 |
| 2. Devon Moore-ASU | Jr | 6 | 668 | 198 | 0 | 0 | 866 | 144.3 |
| 3. Mike Rucker-WOF | Jr | 6 | 415 | 38 | 0 | 372 | 825 | 137.5 |
| 4. Terrell Hudgins-ELON | Sr | 6 | 0 | 815 | 0 | 0 | 815 | 135.8 |
| 5. Adam Mims-FUR | Jr | 6 | 24 | 444 | 50 | 216 | 734 | 122.3 |
| 6. CoCo Hillary-ASU | Jr | 6 | 0 | 327 | 0 | 376 | 703 | 117.2 |
| 7. Chris Evans-SAM | Jr | 7 | 648 | 140 | 0 | 0 | 788 | 112.6 |
| 8. Adam Urbano-GSU | So | 7 | 528 | 235 | 0 | 0 | 763 | 109.0 |
| 9. George Richardson-WCU | Fr | 6 | 29 | 65 | 32 | 488 | 614 | 102.3 |
| 10. Kevin Hardy-CIT | So | 6 | 0 | 63 | 0 | 491 | 554 | 92.3 |

| PUNTING | | | | | | | | | |
|------------------------|----|---|-----|------|----|-----|-----|----|------|
| | Cl | G | No. | Yds | Lg | I20 | 50+ | TB | Avg. |
| 1. Chris Tommie-WOF | Sr | 6 | 19 | 827 | 60 | 2 | 2 | 1 | 43.5 |
| 2. Bob Hooper-SAM | Jr | 7 | 47 | 1894 | 59 | 16 | 8 | 2 | 40.3 |
| 3. Cass Couey-CIT | Fr | 6 | 31 | 1236 | 55 | 7 | 5 | 1 | 39.9 |
| 4. Charlie Edwards-GSU | So | 7 | 40 | 1583 | 64 | 10 | 5 | 2 | 39.6 |
| 5. Scott Riddle-ELON | Jr | 6 | 29 | 1122 | 50 | 10 | 1 | 3 | 38.7 |
| 6. Trent Hawk-FUR | Sr | 6 | 25 | 966 | 56 | 8 | 3 | 0 | 38.6 |
| 7. Blake Cain-WCU | So | 6 | 33 | 1266 | 49 | 5 | 0 | 2 | 38.4 |
| 8. Sam Martin-ASU | Fr | 6 | 19 | 724 | 74 | 7 | 1 | 3 | 38.1 |
| 9. Mike Hammons-UTC | So | 6 | 24 | 913 | 53 | 7 | 3 | 3 | 38.0 |

| FIELD GOALS | | | | | | | |
|-----------------------|----|---|------|------|------|-------|------|
| | Cl | G | Made | Att. | Long | Pct. | FG/G |
| 1. Jason Vitaris-ASU | Jr | 6 | 11 | 15 | 49 | 73.3 | 1.83 |
| 2. Adrian Mora-GSU | So | 7 | 12 | 14 | 50 | 85.7 | 1.71 |
| 3. Adam Shreiner-ELON | Fr | 6 | 9 | 12 | 43 | 75.0 | 1.50 |
| 4. Matthew Cesari-FUR | Sr | 6 | 8 | 10 | 46 | 80.0 | 1.33 |
| 5. Cameron Yaw-SAM | Fr | 7 | 8 | 10 | 47 | 80.0 | 1.14 |
| 6. Craig Camay-UTC | Sr | 6 | 6 | 9 | 52 | 66.7 | 1.00 |
| Sam Keeler-CIT | So | 6 | 6 | 10 | 50 | 60.0 | 1.00 |
| 8. Blake Bostic-WCU | Jr | 6 | 4 | 4 | 44 | 100.0 | 0.67 |

| FIELD GOAL PCT | | | | | | |
|-----------------------|----|---|------|------|------|------|
| | Cl | G | Made | Att. | Long | Pct. |
| 1. Adrian Mora-GSU | So | 7 | 12 | 14 | 50 | 85.7 |
| 2. Matthew Cesari-FUR | Sr | 6 | 8 | 10 | 46 | 80.0 |
| Cameron Yaw-SAM | Fr | 7 | 8 | 10 | 47 | 80.0 |
| 4. Adam Shreiner-ELON | Fr | 6 | 9 | 12 | 43 | 75.0 |
| 5. Jason Vitaris-ASU | Jr | 6 | 11 | 15 | 49 | 73.3 |
| 6. Craig Camay-UTC | Sr | 6 | 6 | 9 | 52 | 66.7 |
| 7. Sam Keeler-CIT | So | 6 | 6 | 10 | 50 | 60.0 |

| PAT KICKING PCT | | | | | |
|-----------------------|----|---|------|------|-------|
| | Cl | G | Made | Att. | Pct. |
| 1. Jason Vitaris-ASU | Jr | 6 | 25 | 25 | 100.0 |
| Adrian Mora-GSU | So | 7 | 14 | 14 | 100.0 |
| Cameron Yaw-SAM | Fr | 7 | 14 | 14 | 100.0 |
| 4. Christian Reed-WOF | Fr | 5 | 16 | 17 | 94.1 |
| 5. Adam Shreiner-ELON | Fr | 6 | 21 | 23 | 91.3 |
| 6. Craig Camay-UTC | Sr | 6 | 17 | 19 | 89.5 |
| 7. Sam Keeler-CIT | So | 6 | 14 | 16 | 87.5 |
| 8. Matthew Cesari-FUR | Sr | 6 | 16 | 20 | 80.0 |

2009 Southern Conference
Individual Statistics Through games of Oct 19, 2009



| TACKLES (All positions) | | | | | | | |
|--------------------------|----|---|-----|------|-----|-------|-------|
| | Cl | G | Pos | Solo | Ast | Total | Avg/G |
| 1. Kadarron Anderson-FUR | So | 6 | LB | 40 | 38 | 78 | 13.0 |
| 2. Adrian McLeod-WCU | Sr | 6 | LB | 33 | 35 | 68 | 11.3 |
| 3. D.J. Smith-ASU | Jr | 6 | LB | 22 | 42 | 64 | 10.7 |
| Chris Collins-WCU | Sr | 6 | DB | 40 | 24 | 64 | 10.7 |
| 5. Joseph Thornton-UTC | Sr | 6 | | 33 | 25 | 58 | 9.7 |
| 6. Jordon Gilmore-CIT | Sr | 6 | LB | 28 | 28 | 56 | 9.3 |
| Bryce Smith-SAM | Sr | 6 | LB | 36 | 20 | 56 | 9.3 |
| 8. Ricky Schwarz-WCU | So | 5 | LB | 21 | 23 | 44 | 8.8 |
| 9. Ryan Consiglio-UTC | Fr | 6 | | 30 | 20 | 50 | 8.3 |
| Chris Wiley-FUR | So | 6 | LB | 24 | 26 | 50 | 8.3 |
| 11. Dion DuBose-GSU | So | 7 | LB | 33 | 25 | 58 | 8.3 |
| 12. Jacque Roman-ASU | Sr | 6 | LB | 14 | 34 | 48 | 8.0 |
| 13. Joshua Jones-ELON | So | 6 | LB | 17 | 30 | 47 | 7.8 |
| 14. Steven Smigelsky-UTC | Sr | 6 | | 27 | 13 | 40 | 6.7 |
| 15. Jordan Griffin-FUR | So | 6 | CB | 23 | 15 | 38 | 6.3 |
| 16. Ryan Steed-FUR | So | 6 | CB | 26 | 11 | 37 | 6.2 |
| Antoine George-WCU | Sr | 6 | DB | 27 | 10 | 37 | 6.2 |
| Justin Lloyd-ASU | Fr | 6 | LB | 15 | 22 | 37 | 6.2 |
| 19. Mitchell Bell-WCU | Jr | 6 | DB | 24 | 12 | 36 | 6.0 |
| Angelo Brown-WCU | Jr | 6 | DB | 25 | 11 | 36 | 6.0 |
| Keaton Thompson-WOF | Jr | 6 | LB | 22 | 14 | 36 | 6.0 |
| 22. Mark LeGree-ASU | Jr | 6 | DB | 18 | 17 | 35 | 5.8 |
| 23. Brandon Wiggins-ELON | Jr | 6 | LB | 11 | 23 | 34 | 5.7 |
| Jordan Tippit-UTC | So | 6 | | 21 | 13 | 34 | 5.7 |
| Abram Scott-WCU | Jr | 6 | DB | 21 | 13 | 34 | 5.7 |
| 26. Dale Riley-ELON | Fr | 6 | LB | 15 | 18 | 33 | 5.5 |
| Josh Beard-UTC | Sr | 6 | | 20 | 13 | 33 | 5.5 |
| Tommy Irvin-WOF | Jr | 6 | DB | 22 | 11 | 33 | 5.5 |
| Lanston Tanyi-ASU | So | 6 | DL | 14 | 19 | 33 | 5.5 |
| 30. Derek Heyden-GSU | So | 7 | DB | 23 | 15 | 38 | 5.4 |
| 31. Jeremy Buncum-CIT | So | 6 | LB | 19 | 13 | 32 | 5.3 |
| Max Lerner-FUR | Jr | 6 | | 16 | 16 | 32 | 5.3 |
| 33. Nolan Ward-ELON | | 5 | | 10 | 16 | 26 | 5.2 |
| 34. Brent Russell-GSU | Fr | 7 | DL | 17 | 19 | 36 | 5.1 |
| 35. SeQuan Stanley-WOF | Fr | 6 | LB | 22 | 8 | 30 | 5.0 |
| Demetrius Jackson-CIT | Jr | 6 | DB | 12 | 18 | 30 | 5.0 |
| Nathan Wade-FUR | Fr | 6 | | 20 | 10 | 30 | 5.0 |
| Jabari Fletcher-ASU | Jr | 6 | DL | 14 | 16 | 30 | 5.0 |
| 39. Dewitt Jones-CIT | Sr | 6 | DL | 14 | 15 | 29 | 4.8 |
| Cortez Gilbert-ASU | Sr | 6 | DB | 12 | 17 | 29 | 4.8 |
| 41. Laron Scott-GSU | So | 7 | DB | 26 | 7 | 33 | 4.7 |
| C.J. Brown-SAM | Sr | 7 | LB | 26 | 7 | 33 | 4.7 |
| Darius Eubanks-GSU | Fr | 7 | DB | 18 | 15 | 33 | 4.7 |
| 44. Rod Harland-CIT | So | 6 | DB | 14 | 13 | 27 | 4.5 |
| 45. Thomas Broussard-SAM | Jr | 7 | DB | 23 | 8 | 31 | 4.4 |
| Ty Levie-SAM | Sr | 7 | SS | 24 | 7 | 31 | 4.4 |
| 47. Gary Blount-WOF | Sr | 6 | LB | 18 | 8 | 26 | 4.3 |
| Anthony Williams-ASU | Sr | 6 | DL | 5 | 21 | 26 | 4.3 |
| Cortez Allen-CIT | Jr | 6 | DB | 15 | 11 | 26 | 4.3 |
| Kyle Anderson-CIT | Jr | 6 | DL | 11 | 15 | 26 | 4.3 |

| SACKS | | | | | | | |
|------------------------|----|---|-----|------|-----|-------|-------|
| | Cl | G | Pos | Solo | Ast | Total | Avg/G |
| 1. Josh Beard-UTC | Sr | 6 | | 7 | 1 | 7.5 | 1.25 |
| 2. Andre Campbell-ELON | Sr | 6 | DL | 5 | 2 | 6.0 | 1.00 |
| 3. Brent Russell-GSU | Fr | 7 | DL | 5 | 0 | 5.0 | 0.71 |
| 4. Joshua Williams-UTC | Fr | 6 | | 4 | 0 | 4.0 | 0.67 |
| 5. Brandon Ward-ELON | Jr | 6 | DL | 3 | 1 | 3.5 | 0.58 |
| Eric Ludwig-ELON | Sr | 6 | DL | 3 | 1 | 3.5 | 0.58 |
| 7. Markeith Wylie-GSU | Sr | 7 | DL | 3 | 0 | 3.0 | 0.43 |
| Devyn Keith-SAM | So | 7 | DL | 3 | 0 | 3.0 | 0.43 |
| Erik Peterson-SAM | Jr | 7 | DE | 3 | 0 | 3.0 | 0.43 |
| John Michael Clay-SAM | Jr | 7 | DL | 3 | 0 | 3.0 | 0.43 |
| 11. Ameet Pall-WOF | So | 6 | DL | 3 | 0 | 3.0 | 0.50 |
| J.B. Shippy-GSU | So | 6 | LB | 3 | 0 | 3.0 | 0.50 |
| Alex Goltry-WOF | So | 6 | DL | 3 | 0 | 3.0 | 0.50 |
| Chris Collins-WCU | Sr | 6 | DB | 3 | 0 | 3.0 | 0.50 |
| 15. Austin Hayes-SAM | So | 7 | DL | 3 | 0 | 3.0 | 0.43 |
| 16. Jordan Daniel-ELON | Sr | 6 | DL | 1 | 3 | 2.5 | 0.42 |
| 17. Chris Wiley-FUR | So | 6 | LB | 2 | 0 | 2.0 | 0.33 |
| Terrence Reese-CIT | Sr | 6 | DL | 2 | 0 | 2.0 | 0.33 |
| Angelo Brown-WCU | Jr | 6 | DB | 2 | 0 | 2.0 | 0.33 |
| SeQuan Stanley-WOF | Fr | 6 | LB | 2 | 0 | 2.0 | 0.33 |

| TACKLES FOR LOSS | | | | | | | |
|---------------------------|----|---|-----|------|-----|-------|-------|
| | Cl | G | Pos | Solo | Ast | Total | Avg/G |
| 1. Andre Campbell-ELON | Sr | 6 | DL | 8 | 3 | 9.5 | 1.58 |
| Chris Collins-WCU | Sr | 6 | DB | 9 | 1 | 9.5 | 1.58 |
| 3. Brent Russell-GSU | Fr | 7 | DL | 7 | 2 | 8.0 | 1.14 |
| 4. Josh Beard-UTC | Sr | 6 | | 7 | 1 | 7.5 | 1.25 |
| 5. Gene Singletary-WCU | Sr | 6 | DL | 7 | 0 | 7.0 | 1.17 |
| Bryce Smith-SAM | Sr | 6 | LB | 6 | 2 | 7.0 | 1.17 |
| 7. Chris Wiley-FUR | So | 6 | LB | 6 | 1 | 6.5 | 1.08 |
| 8. C.J. Brown-SAM | Sr | 7 | LB | 5 | 3 | 6.5 | 0.93 |
| 9. Brandon Ward-ELON | Jr | 6 | DL | 4 | 4 | 6.0 | 1.00 |
| 10. Markeith Wylie-GSU | Sr | 7 | DL | 5 | 2 | 6.0 | 0.86 |
| 11. D.J. Smith-ASU | Jr | 6 | LB | 3 | 6 | 6.0 | 1.00 |
| 12. John Michael Clay-SAM | Jr | 7 | DL | 5 | 2 | 6.0 | 0.86 |
| 13. Joshua Jones-ELON | So | 6 | LB | 3 | 6 | 6.0 | 1.00 |
| 14. Terrence Reese-CIT | Sr | 6 | DL | 5 | 0 | 5.0 | 0.83 |
| Joshua Williams-UTC | Fr | 6 | | 5 | 0 | 5.0 | 0.83 |
| Ryan Consiglio-UTC | Fr | 6 | | 5 | 0 | 5.0 | 0.83 |
| Eric Ludwig-ELON | Sr | 6 | DL | 3 | 4 | 5.0 | 0.83 |
| 18. Jordan Daniel-ELON | Sr | 6 | DL | 3 | 3 | 4.5 | 0.75 |
| Kyle Anderson-CIT | Jr | 6 | DL | 4 | 1 | 4.5 | 0.75 |
| Angelo Brown-WCU | Jr | 6 | DB | 4 | 1 | 4.5 | 0.75 |

2009 Southern Conference
Individual Statistics Through games of Oct 19, 2009



| PASSES DEFENDED | | Cl | G | BrUp | Int. | Total | Avg/G |
|------------------------|------------------------|----|---|------|------|-------|-------|
| 1. | Ryan Steed-FUR | So | 6 | 8 | 2 | 10 | 1.67 |
| 2. | Ed Gainey-ASU | So | 6 | 5 | 2 | 7 | 1.17 |
| 3. | Bryce Smith-SAM | Sr | 6 | 5 | 1 | 6 | 1.00 |
| | Darrell Pasco-GSU | Sr | 7 | 5 | 2 | 7 | 1.00 |
| 5. | Chris Lewis-Harris-UTC | So | 6 | 5 | 0 | 5 | 0.83 |
| | Cameron McGlenn-ELON | Sr | 6 | 2 | 3 | 5 | 0.83 |
| | Jordan Griffin-FUR | So | 6 | 5 | 0 | 5 | 0.83 |
| | Buster Skrine-UTC | Jr | 6 | 3 | 2 | 5 | 0.83 |
| | Jordan Tippit-UTC | So | 6 | 2 | 3 | 5 | 0.83 |
| 10. | Karlos Sullivan-ELON | Sr | 5 | 2 | 2 | 4 | 0.80 |
| 11. | Laron Scott-GSU | So | 7 | 3 | 2 | 5 | 0.71 |
| 12. | Mark LeGree-ASU | Jr | 6 | 2 | 2 | 4 | 0.67 |
| | Joseph Boateng-CIT | Fr | 6 | 2 | 2 | 4 | 0.67 |
| | Joseph Thornton-UTC | Sr | 6 | 3 | 1 | 4 | 0.67 |
| | Cortez Allen-CIT | Jr | 6 | 3 | 1 | 4 | 0.67 |
| | Joshua Jones-ELON | So | 6 | 2 | 2 | 4 | 0.67 |
| 17. | Travis Greene-ELON | Jr | 5 | 3 | 0 | 3 | 0.60 |
| 18. | Nathan Wade-FUR | Fr | 6 | 3 | 0 | 3 | 0.50 |
| | Mitchell Bell-WCU | Jr | 6 | 3 | 0 | 3 | 0.50 |
| | Kendall Bratcher-WOF | So | 6 | 3 | 0 | 3 | 0.50 |

| INTERCEPTIONS | | Cl | G | No. | Yds | TD | Long | Avg/G |
|----------------------|----------------------|----|---|-----|-----|----|------|-------|
| 1. | Jordan Tippit-UTC | So | 6 | 3 | 56 | 0 | 21 | 0.50 |
| | Cameron McGlenn-ELON | Sr | 6 | 3 | 35 | 0 | 35 | 0.50 |
| 3. | Karlos Sullivan-ELON | Sr | 5 | 2 | 14 | 1 | 14 | 0.40 |
| 4. | Ed Gainey-ASU | So | 6 | 2 | 58 | 0 | 54 | 0.33 |
| | Max Lerner-FUR | Jr | 6 | 2 | 48 | 1 | 43 | 0.33 |
| | Mark LeGree-ASU | Jr | 6 | 2 | 28 | 0 | 15 | 0.33 |
| | Joseph Boateng-CIT | Fr | 6 | 2 | 20 | 0 | 18 | 0.33 |
| | Buster Skrine-UTC | Jr | 6 | 2 | 18 | 0 | 18 | 0.33 |
| | Ryan Steed-FUR | So | 6 | 2 | 12 | 0 | 8 | 0.33 |
| 10. | Laron Scott-GSU | So | 7 | 2 | 15 | 1 | 15 | 0.29 |

| FUMBLES FORCED | | Cl | G | No. | Avg/G |
|-----------------------|------------------------|----|---|-----|-------|
| 1. | Erik Peterson-SAM | Jr | 7 | 3 | 0.43 |
| 2. | SeQuan Stanley-WOF | Fr | 6 | 2 | 0.33 |
| | Ryan Steed-FUR | So | 6 | 2 | 0.33 |
| 4. | Brent Russell-GSU | Fr | 7 | 2 | 0.29 |
| 5. | DeAndre Smith-CIT | So | 5 | 1 | 0.20 |
| 6. | Tony Swafford-UTC | Sr | 6 | 1 | 0.17 |
| | Shaun Van Rensburg-FUR | Sr | 6 | 1 | 0.17 |
| | B.J. Taylor-UTC | Sr | 6 | 1 | 0.17 |
| | Stephon Shelton-WOF | Fr | 6 | 1 | 0.17 |
| | Blake Wylie-WOF | Fr | 6 | 1 | 0.17 |

| FUMBLES RECOVERED | | Cl | G | No. | Avg/G |
|--------------------------|----------------------|----|---|-----|-------|
| 1. | Tommy Irvin-WOF | Jr | 6 | 3 | 0.50 |
| 2. | Darrell Pasco-GSU | Sr | 7 | 2 | 0.29 |
| | Markeith Wylie-GSU | Sr | 7 | 2 | 0.29 |
| | Ty Levie-SAM | Sr | 7 | 2 | 0.29 |
| | Tavaris Williams-GSU | So | 7 | 2 | 0.29 |
| 6. | Travis Greene-ELON | Jr | 5 | 1 | 0.20 |
| | DeAndre Smith-CIT | So | 5 | 1 | 0.20 |
| 8. | Blake Wylie-WOF | Fr | 6 | 1 | 0.17 |
| | Charles Johnson-WCU | Jr | 6 | 1 | 0.17 |
| | Abram Scott-WCU | Jr | 6 | 1 | 0.17 |

**2009 Southern Conference
Conference Team Game Highs Through games of Oct 19, 2009**



TEAM HIGHS (highest totals made by)

| | | |
|--------------------------|------|--|
| Points | 56 | Elon vs DAVIDSON (Sep 05, 2009) |
| | 55 | Appalachian State vs N.C. CENTRAL (Oct 10, 2009) |
| Points scored kicking | 15 | Furman at Western Carolina (Sep 26, 2009) [4fg,3pat] |
| | 14 | Appalachian State at Wofford (Oct 17, 2009) [3fg,5pat] |
| Touchdowns | 8 | Elon vs DAVIDSON (Sep 05, 2009) |
| | 7 | The Citadel vs PRESBYTERIAN (Sep 26, 2009) |
| | 7 | Appalachian State vs N.C. CENTRAL (Oct 10, 2009) |
| Total offense yards | 644 | Appalachian State vs N.C. CENTRAL (Oct 10, 2009) [407r,237p] |
| | 614 | Elon at Presbyterian (Sep 12, 2009) [268r,346p] |
| Total offense plays | 90 | Elon at Presbyterian (Sep 12, 2009) [51r,39p] |
| | 89 | Elon vs THE CITADEL (Oct 10, 2009) [51r,38p] |
| Total offense yards/play | 9.1 | Wofford vs APPALACHIAN STATE (Oct 17, 2009) [59-537] |
| | 8.6 | Appalachian State vs N.C. CENTRAL (Oct 10, 2009) [75-644] |
| Rushing yards | 407 | Appalachian State vs N.C. CENTRAL (Oct 10, 2009) |
| | 384 | Wofford vs CSU (Sep 12, 2009) |
| | 384 | Wofford vs APPALACHIAN STATE (Oct 17, 2009) |
| Rushing attempts | 55 | Wofford at Wisconsin (Sep 19, 2009) |
| | 52 | Wofford vs CSU (Sep 12, 2009) |
| | 52 | Wofford vs GEORGIA SOUTHERN (Oct 03, 2009) |
| Yards per rush | 8.8 | Appalachian State vs N.C. CENTRAL (Oct 10, 2009) [46-407] |
| | 7.5 | Wofford vs APPALACHIAN STATE (Oct 17, 2009) [51-384] |
| Rushing TDs | 6 | Appalachian State vs N.C. CENTRAL (Oct 10, 2009) |
| | 5 | Appalachian State vs MCNEESE STATE (Sep 12, 2009) |
| | 5 | Wofford vs CSU (Sep 12, 2009) |
| Longest rush | 80 | Wofford vs CSU (Sep 12, 2009) |
| | 74 | Wofford vs APPALACHIAN STATE (Oct 17, 2009) |
| Passing yards | 415 | Appalachian State at Wofford (Oct 17, 2009) |
| | 389 | Elon vs DAVIDSON (Sep 05, 2009) |
| Passing attempts | 54 | Georgia Southern at South Dakota State (Sep 12, 2009) |
| | 48 | Elon at Furman (Oct 03, 2009) |
| | 48 | Samford at Furman (Oct 17, 2009) |
| Passing TDs | 6 | The Citadel vs PRESBYTERIAN (Sep 26, 2009) |
| | 5 | Elon vs DAVIDSON (Sep 05, 2009) |
| Longest pass | 74 | Appalachian State at The Citadel (Oct 03, 2009) |
| | 73 | Chattanooga vs GLENNVILLE STATE (Sep 03, 2009) |
| Passes completed | 35 | Elon at Furman (Oct 03, 2009) |
| | 31 | Georgia Southern at South Dakota State (Sep 12, 2009) |
| Had intercepted | 4 | Georgia Southern at North Carolina (Oct 10, 2009) |
| | 3 | The Citadel at North Carolina (Sep 05, 2009) |
| | 3 | Georgia Southern at South Dakota State (Sep 12, 2009) |
| | 3 | Georgia Southern at Elon (Sep 26, 2009) |
| Pass completion pct | 89.3 | Georgia Southern at Wofford (Oct 03, 2009) [25-28] |
| | 80.6 | Samford vs CHATTANOOGA (Oct 10, 2009) [25-31] |
| Passing yards/attempt | 19.1 | Wofford vs APPALACHIAN STATE (Oct 17, 2009) [8-153] |
| | 12.2 | Appalachian State at Wofford (Oct 17, 2009) [34-415] |
| Yards per catch | 38.2 | Wofford vs APPALACHIAN STATE (Oct 17, 2009) [4-153] |
| | 20.8 | Wofford vs GEORGIA SOUTHERN (Oct 03, 2009) [4-83] |
| Field goal attempts | 4 | Furman at Western Carolina (Sep 26, 2009) |
| | 4 | Appalachian State at The Citadel (Oct 03, 2009) |
| | 4 | The Citadel vs APPALACHIAN STATE (Oct 03, 2009) |
| | 4 | Samford vs WESTERN CAROLINA (Oct 03, 2009) |
| | 4 | Elon vs THE CITADEL (Oct 10, 2009) |
| | 4 | Appalachian State at Wofford (Oct 17, 2009) |
| Field goals made | 4 | Furman at Western Carolina (Sep 26, 2009) |
| | 3 | Appalachian State at The Citadel (Oct 03, 2009) |

**2009 Southern Conference
Team Game Highs Through games of Oct 19, 2009**



| | | |
|----------------------|-------|---|
| | 3 | Samford vs WESTERN CAROLINA (Oct 03, 2009) |
| | 3 | Elon vs THE CITADEL (Oct 10, 2009) |
| | 3 | Appalachian State at Wofford (Oct 17, 2009) |
| | 3 | Georgia Southern vs CHATTANOOGA (Oct 17, 2009) |
| Longest field goal | 52 | Chattanooga at Presbyterian (Sep 19, 2009) |
| | 50 | The Citadel vs APPALACHIAN STATE (Oct 03, 2009) |
| | 50 | Georgia Southern at Wofford (Oct 03, 2009) |
| Field goal pct | 100.0 | Furman at Western Carolina (Sep 26, 2009) [4-4] |
| | 100.0 | Georgia Southern vs CHATTANOOGA (Oct 17, 2009) [3-3] |
| | 100.0 | The Citadel at North Carolina (Sep 05, 2009) [2-2] |
| | 100.0 | Elon at Presbyterian (Sep 12, 2009) [2-2] |
| | 100.0 | Georgia Southern at South Dakota State (Sep 12, 2009) [2-2] |
| | 100.0 | Western Carolina vs GARDNER-WEBB (Sep 12, 2009) [2-2] |
| | 100.0 | Chattanooga vs FURMAN (Sep 12, 2009) [2-2] |
| | 100.0 | Appalachian State vs SAMFORD (Sep 26, 2009) [2-2] |
| | 100.0 | Elon vs GEORGIA SOUTHERN (Sep 26, 2009) [2-2] |
| | 100.0 | Furman vs ELON (Oct 03, 2009) [2-2] |
| | 100.0 | Georgia Southern at Wofford (Oct 03, 2009) [2-2] |
| | 100.0 | Appalachian State vs N.C. CENTRAL (Oct 10, 2009) [2-2] |
| | 100.0 | Chattanooga at Georgia Southern (Oct 17, 2009) [2-2] |
| PAT kicks attempted | 8 | Elon vs DAVIDSON (Sep 05, 2009) |
| | 7 | Appalachian State vs N.C. CENTRAL (Oct 10, 2009) |
| PAT kicks made | 8 | Elon vs DAVIDSON (Sep 05, 2009) |
| | 7 | Appalachian State vs N.C. CENTRAL (Oct 10, 2009) |
| PAT kicks pct | 100.0 | Elon vs DAVIDSON (Sep 05, 2009) [8-8] |
| | 100.0 | Appalachian State vs N.C. CENTRAL (Oct 10, 2009) [7-7] |
| | 100.0 | Furman vs PRESBYTERIAN (Sep 05, 2009) [6-6] |
| | 100.0 | Wofford vs CSU (Sep 12, 2009) [6-6] |
| | 100.0 | Appalachian State vs MCNEESE STATE (Sep 12, 2009) [5-5] |
| | 100.0 | Elon at Presbyterian (Sep 12, 2009) [5-5] |
| | 100.0 | Furman at Chattanooga (Sep 12, 2009) [5-5] |
| | 100.0 | The Citadel at Princeton (Sep 19, 2009) [5-5] |
| | 100.0 | Chattanooga vs WOFFORD (Sep 26, 2009) [5-5] |
| | 100.0 | Appalachian State at Wofford (Oct 17, 2009) [5-5] |
| | 100.0 | Chattanooga vs GLENVILLE STATE (Sep 03, 2009) [4-4] |
| | 100.0 | Samford vs MILES COLLEGE (Sep 19, 2009) [4-4] |
| | 100.0 | Appalachian State at East Carolina (Sep 05, 2009) [3-3] |
| | 100.0 | Georgia Southern vs ALBANY (Sep 05, 2009) [3-3] |
| | 100.0 | Samford at UCF (Sep 05, 2009) [3-3] |
| | 100.0 | Samford vs JACKSONVILLE (Sep 12, 2009) [3-3] |
| | 100.0 | Georgia Southern vs WESTERN CAROLINA (Sep 19, 2009) [3-3] |
| | 100.0 | Furman at Western Carolina (Sep 26, 2009) [3-3] |
| | 100.0 | The Citadel vs APPALACHIAN STATE (Oct 03, 2009) [3-3] |
| | 100.0 | Appalachian State at The Citadel (Oct 03, 2009) [3-3] |
| | 100.0 | Wofford vs GEORGIA SOUTHERN (Oct 03, 2009) [3-3] |
| | 100.0 | Georgia Southern vs CHATTANOOGA (Oct 17, 2009) [3-3] |
| | 100.0 | Chattanooga vs FURMAN (Sep 12, 2009) [2-2] |
| | 100.0 | Wofford at Wisconsin (Sep 19, 2009) [2-2] |
| | 100.0 | Appalachian State vs SAMFORD (Sep 26, 2009) [2-2] |
| | 100.0 | Georgia Southern at Elon (Sep 26, 2009) [2-2] |
| | 100.0 | Western Carolina vs FURMAN (Sep 26, 2009) [2-2] |
| | 100.0 | Georgia Southern at Wofford (Oct 03, 2009) [2-2] |
| | 100.0 | Chattanooga at Samford (Oct 10, 2009) [2-2] |
| | 100.0 | Chattanooga at Georgia Southern (Oct 17, 2009) [2-2] |
| | 100.0 | Western Carolina vs THE CITADEL (Oct 17, 2009) [2-2] |
| 2-point PAT attempts | 2 | Samford at Furman (Oct 17, 2009) |

**2009 Southern Conference
Team Game Highs Through games of Oct 19, 2009**



| | | |
|--------------------------|------|--|
| | 1 | Western Carolina vs GARDNER-WEBB (Sep 12, 2009) |
| | 1 | Furman at Missouri (Sep 19, 2009) |
| | 1 | The Citadel vs PRESBYTERIAN (Sep 26, 2009) |
| | 1 | Georgia Southern at Wofford (Oct 03, 2009) |
| 2-point PATs made | 1 | Western Carolina vs GARDNER-WEBB (Sep 12, 2009) |
| | 1 | Samford at Furman (Oct 17, 2009) |
| Punts | 10 | Western Carolina at Vanderbilt (09/05/2009) |
| | 9 | Samford at UCF (Sep 05, 2009) |
| | 9 | The Citadel at North Carolina (Sep 05, 2009) |
| | 9 | Elon at Wake Forest (Sep 19, 2009) |
| | 9 | Western Carolina at Georgia Southern (Sep 19, 2009) |
| | 9 | Samford at Appalachian State (Sep 26, 2009) |
| | 9 | Georgia Southern at Elon (Sep 26, 2009) |
| Longest punt | 74 | Appalachian State at Wofford (Oct 17, 2009) |
| | 64 | Georgia Southern vs ALBANY (Sep 05, 2009) |
| Yards punted | 395 | Western Carolina at Vanderbilt (09/05/2009) [10-395] |
| | 385 | Samford at Appalachian State (Sep 26, 2009) [9-385] |
| Punting avg | 54.2 | Samford vs CHATTANOOGA (Oct 10, 2009) [5-271] |
| | 48.2 | Georgia Southern vs CHATTANOOGA (Oct 17, 2009) [4-193] |
| Punt returns | 6 | Elon vs DAVIDSON (Sep 05, 2009) |
| | 6 | Appalachian State vs SAMFORD (Sep 26, 2009) |
| Punt return yards | 79 | Elon vs DAVIDSON (Sep 05, 2009) |
| | 59 | Samford vs MILES COLLEGE (Sep 19, 2009) |
| Punt return avg | 21.5 | Appalachian State at East Carolina (Sep 05, 2009) [2-43] |
| | 18.5 | The Citadel at Princeton (Sep 19, 2009) [2-37] |
| Punt return TDs | 1 | Elon vs DAVIDSON (Sep 05, 2009) |
| Longest punt return | 54 | Elon vs DAVIDSON (Sep 05, 2009) |
| | 30 | Georgia Southern vs WESTERN CAROLINA (Sep 19, 2009) |
| Kick returns | 8 | The Citadel at North Carolina (Sep 05, 2009) |
| | 8 | Western Carolina vs FURMAN (Sep 26, 2009) |
| Kick return yards | 179 | The Citadel at North Carolina (Sep 05, 2009) |
| | 169 | Western Carolina vs FURMAN (Sep 26, 2009) |
| Kick return avg | 34.5 | Samford vs WESTERN CAROLINA (Oct 03, 2009) [2-69] |
| | 31.5 | Georgia Southern vs WESTERN CAROLINA (Sep 19, 2009) [2-63] |
| Longest kick return | 62 | Wofford vs APPALACHIAN STATE (Oct 17, 2009) |
| | 58 | The Citadel vs APPALACHIAN STATE (Oct 03, 2009) |
| Interceptions | 3 | Elon vs GEORGIA SOUTHERN (Sep 26, 2009) |
| | 2 | Appalachian State at East Carolina (Sep 05, 2009) |
| | 2 | The Citadel at North Carolina (Sep 05, 2009) |
| | 2 | The Citadel at Princeton (Sep 19, 2009) |
| | 2 | Chattanooga at Presbyterian (Sep 19, 2009) |
| | 2 | Furman at Western Carolina (Sep 26, 2009) |
| | 2 | The Citadel vs PRESBYTERIAN (Sep 26, 2009) |
| | 2 | Chattanooga vs WOFFORD (Sep 26, 2009) |
| | 2 | Samford vs WESTERN CAROLINA (Oct 03, 2009) |
| | 2 | Elon vs THE CITADEL (Oct 10, 2009) |
| | 2 | Appalachian State at Wofford (Oct 17, 2009) |
| Interception return yds | 90 | The Citadel at Princeton (Sep 19, 2009) |
| | 89 | The Citadel vs PRESBYTERIAN (Sep 26, 2009) |
| Interception return avg | 45.0 | The Citadel at Princeton (Sep 19, 2009) [2-90] |
| | 44.5 | The Citadel vs PRESBYTERIAN (Sep 26, 2009) [2-89] |
| Longest interception rtn | 89 | The Citadel vs PRESBYTERIAN (Sep 26, 2009) |
| | 86 | The Citadel at Princeton (Sep 19, 2009) |
| Interception return TDs | 1 | Georgia Southern vs ALBANY (Sep 05, 2009) |
| | 1 | Samford at UCF (Sep 05, 2009) |
| | 1 | Furman at Chattanooga (Sep 12, 2009) |

**2009 Southern Conference
Team Game Highs Through games of Oct 19, 2009**



| | | |
|----------------------|-----|---|
| | 1 | The Citadel vs PRESBYTERIAN (Sep 26, 2009) |
| | 1 | Elon vs THE CITADEL (Oct 10, 2009) |
| Fumbles lost | 3 | Western Carolina at Vanderbilt (09/05/2009) |
| | 3 | Wofford at Wisconsin (Sep 19, 2009) |
| Fumbles recovered | 3 | Wofford at Wisconsin (Sep 19, 2009) |
| | 2 | The Citadel at North Carolina (Sep 05, 2009) |
| | 2 | Wofford vs CSU (Sep 12, 2009) |
| | 2 | Furman at Chattanooga (Sep 12, 2009) |
| | 2 | Georgia Southern at Elon (Sep 26, 2009) |
| | 2 | Elon at Furman (Oct 03, 2009) |
| | 2 | Georgia Southern at North Carolina (Oct 10, 2009) |
| | 2 | Appalachian State at Wofford (Oct 17, 2009) |
| | 2 | Chattanooga at Georgia Southern (Oct 17, 2009) |
| Sacked by opp | 9 | Georgia Southern at South Dakota State (Sep 12, 2009) |
| | 8 | Georgia Southern at Elon (Sep 26, 2009) |
| QB sacks | 8 | Samford vs MILES COLLEGE (Sep 19, 2009) |
| | 8 | Elon vs GEORGIA SOUTHERN (Sep 26, 2009) |
| Turnovers committed | 6 | Georgia Southern at North Carolina (Oct 10, 2009) |
| | 4 | Western Carolina at Vanderbilt (09/05/2009) |
| | 4 | The Citadel at North Carolina (Sep 05, 2009) |
| | 4 | Georgia Southern at South Dakota State (Sep 12, 2009) |
| | 4 | Wofford at Wisconsin (Sep 19, 2009) |
| | 4 | Wofford vs APPALACHIAN STATE (Oct 17, 2009) |
| Turnovers caused | 4 | The Citadel at North Carolina (Sep 05, 2009) |
| | 4 | Appalachian State at Wofford (Oct 17, 2009) |
| Kicks blocked | 1 | Chattanooga vs GLENNVILLE STATE (Sep 03, 2009) |
| | 1 | Georgia Southern vs ALBANY (Sep 05, 2009) |
| | 1 | Samford at UCF (Sep 05, 2009) |
| | 1 | Western Carolina vs GARDNER-WEBB (Sep 12, 2009) |
| | 1 | The Citadel at Princeton (Sep 19, 2009) |
| | 1 | Western Carolina at Georgia Southern (Sep 19, 2009) |
| | 1 | Georgia Southern at Elon (Sep 26, 2009) |
| | 1 | Appalachian State at The Citadel (Oct 03, 2009) |
| | 1 | The Citadel at Elon (Oct 10, 2009) |
| | 1 | Samford vs CHATTANOOGA (Oct 10, 2009) |
| | 1 | Furman vs SAMFORD (Oct 17, 2009) |
| | 1 | The Citadel at Western Carolina (Oct 17, 2009) |
| First downs | 34 | Appalachian State vs N.C. CENTRAL (Oct 10, 2009) |
| | 30 | Appalachian State vs MCNEESE STATE (Sep 12, 2009) |
| | 30 | Elon at Presbyterian (Sep 12, 2009) |
| 1st downs rushing | 20 | Appalachian State vs N.C. CENTRAL (Oct 10, 2009) |
| | 16 | Appalachian State vs MCNEESE STATE (Sep 12, 2009) |
| 1st downs passing | 18 | Elon at Furman (Oct 03, 2009) |
| | 17 | Elon vs DAVIDSON (Sep 05, 2009) |
| 1st downs by penalty | 4 | Samford at Appalachian State (Sep 26, 2009) |
| | 3 | Furman vs PRESBYTERIAN (Sep 05, 2009) |
| | 3 | Elon vs GEORGIA SOUTHERN (Sep 26, 2009) |
| | 3 | Furman vs ELON (Oct 03, 2009) |
| | 3 | Georgia Southern at North Carolina (Oct 10, 2009) |
| Penalties | 12 | Appalachian State vs SAMFORD (Sep 26, 2009) |
| | 11 | Georgia Southern at Elon (Sep 26, 2009) |
| Penalties yards | 112 | Appalachian State vs SAMFORD (Sep 26, 2009) |
| | 108 | Appalachian State at Wofford (Oct 17, 2009) |

**2009 Southern Conference
Conference Individual Game Highs Through games of Oct 19, 2009**



INDIVIDUAL PLAYER GAME HIGHS

| | | |
|--------------------------|------|--|
| Points scored | 24 | Andre Roberts (The Citadel) vs PRESBYTERIAN (Sep 26, 2009) |
| | 15 | Matthew Cesari (Furman) at Western Carolina (Sep 26, 2009) |
| Touchdowns | 4 | Andre Roberts (The Citadel) vs PRESBYTERIAN (Sep 26, 2009) |
| | 2 | Chris Awuah (Chattanooga) vs GLENVILLE STATE (Sep 03, 2009) |
| | 2 | Terrell Hudgins (Elon) vs DAVIDSON (Sep 05, 2009) |
| | 2 | Tersoo Uhaa (Furman) vs PRESBYTERIAN (Sep 05, 2009) |
| | 2 | Jamere Valentine (Georgia Southern) vs ALBANY (Sep 05, 2009) |
| | 2 | Riley Hawkins (Samford) at UCF (Sep 05, 2009) |
| | 2 | Armanti Edwards (Appalachian State) vs MCNEESE STATE (Sep 12, 2009) |
| | 2 | Terrell Hudgins (Elon) at Presbyterian (Sep 12, 2009) |
| | 2 | Sean Jeffcoat (Elon) at Presbyterian (Sep 12, 2009) |
| | 2 | Marquel Pittman (Western Carolina) vs GARDNER-WEBB (Sep 12, 2009) |
| | 2 | Eric Breitenstein (Wofford) vs CSU (Sep 12, 2009) |
| | 2 | Mike Rucker (Wofford) vs CSU (Sep 12, 2009) |
| | 2 | Tersoo Uhaa (Furman) at Chattanooga (Sep 12, 2009) |
| | 2 | Terrell Dallas (The Citadel) at Princeton (Sep 19, 2009) |
| | 2 | Dustin Taliaferro (Samford) vs MILES COLLEGE (Sep 19, 2009) |
| | 2 | Bryan Fitzgerald (Chattanooga) at Presbyterian (Sep 19, 2009) |
| | 2 | Austin Palmer (Wofford) at Wisconsin (Sep 19, 2009) |
| | 2 | Alex Sellars (The Citadel) vs PRESBYTERIAN (Sep 26, 2009) |
| | 2 | Blue Cooper (Chattanooga) vs WOFFORD (Sep 26, 2009) |
| | 2 | Armanti Edwards (Appalachian State) at The Citadel (Oct 03, 2009) |
| | 2 | Armanti Edwards (Appalachian State) vs N.C. CENTRAL (Oct 10, 2009) |
| | 2 | Devon Moore (Appalachian State) vs N.C. CENTRAL (Oct 10, 2009) |
| | 2 | Chris Evans (Samford) at Furman (Oct 17, 2009) |
| | 2 | Brian Quick (Appalachian State) at Wofford (Oct 17, 2009) |
| | 2 | Devon Moore (Appalachian State) at Wofford (Oct 17, 2009) |
| | 2 | Adam Urbano (Georgia Southern) vs CHATTANOOGA (Oct 17, 2009) |
| | 2 | Dion Wilson (Western Carolina) vs THE CITADEL (Oct 17, 2009) |
| TD responsibility | 6 | Bart Blanchard (The Citadel) vs PRESBYTERIAN (Sep 26, 2009) [0r,6p] |
| | 5 | Scott Riddle (Elon) vs DAVIDSON (Sep 05, 2009) [1r,4p] |
| Points scored kicking | 15 | Matthew Cesari (Furman) at Western Carolina (Sep 26, 2009) [4fg,3pat] |
| | 14 | Jason Vitaris (Appalachian State) at Wofford (Oct 17, 2009) [3fg,5pat] |
| Total offense yards | 432 | Armanti Edwards (Appalachian State) at Wofford (Oct 17, 2009) [17r,415p] |
| | 407 | Armanti Edwards (Appalachian State) at The Citadel (Oct 03, 2009) [80r,327p] |
| Total offense plays | 64 | Dustin Taliaferro (Samford) at Furman (Oct 17, 2009) [18r,46p] |
| | 55 | Scott Riddle (Elon) at Furman (Oct 03, 2009) [7r,48p] |
| Total offense yards/play | 38.0 | Derek Boyce (Wofford) vs APPALACHIAN STATE (Oct 17, 2009) [2-76] |
| | 20.4 | Mike Rucker (Wofford) vs CSU (Sep 12, 2009) [5-102] |
| Rushing yards | 190 | Jamal Shuman (Elon) at Presbyterian (Sep 12, 2009) |
| | 181 | Bryan Fitzgerald (Chattanooga) at Presbyterian (Sep 19, 2009) |
| Rushing attempts | 32 | Adam Urbano (Georgia Southern) vs CHATTANOOGA (Oct 17, 2009) |
| | 26 | Jamal Shuman (Elon) at Presbyterian (Sep 12, 2009) |
| | 26 | Devon Moore (Appalachian State) at The Citadel (Oct 03, 2009) |
| | 26 | Chris Evans (Samford) vs WESTERN CAROLINA (Oct 03, 2009) |
| Yards per rush | 38.0 | Derek Boyce (Wofford) vs APPALACHIAN STATE (Oct 17, 2009) [2-76] |
| | 20.4 | Mike Rucker (Wofford) vs CSU (Sep 12, 2009) [5-102] |
| Rushing TDs | 2 | Chris Awuah (Chattanooga) vs GLENVILLE STATE (Sep 03, 2009) |
| | 2 | Tersoo Uhaa (Furman) vs PRESBYTERIAN (Sep 05, 2009) |
| | 2 | Armanti Edwards (Appalachian State) vs MCNEESE STATE (Sep 12, 2009) |
| | 2 | Mike Rucker (Wofford) vs CSU (Sep 12, 2009) |
| | 2 | Eric Breitenstein (Wofford) vs CSU (Sep 12, 2009) |
| | 2 | Tersoo Uhaa (Furman) at Chattanooga (Sep 12, 2009) |
| | 2 | Terrell Dallas (The Citadel) at Princeton (Sep 19, 2009) |

**2009 Southern Conference
Individual Game Highs Through games of Oct 19, 2009**



| | | |
|---------------------|-------|--|
| | 2 | Dustin Taliaferro (Samford) vs MILES COLLEGE (Sep 19, 2009) |
| | 2 | Bryan Fitzgerald (Chattanooga) at Presbyterian (Sep 19, 2009) |
| | 2 | Austin Palmer (Wofford) at Wisconsin (Sep 19, 2009) |
| | 2 | Armanti Edwards (Appalachian State) at The Citadel (Oct 03, 2009) |
| | 2 | Armanti Edwards (Appalachian State) vs N.C. CENTRAL (Oct 10, 2009) |
| | 2 | Devon Moore (Appalachian State) vs N.C. CENTRAL (Oct 10, 2009) |
| | 2 | Chris Evans (Samford) at Furman (Oct 17, 2009) |
| | 2 | Devon Moore (Appalachian State) at Wofford (Oct 17, 2009) |
| | 2 | Adam Urbano (Georgia Southern) vs CHATTANOOGA (Oct 17, 2009) |
| | 2 | Dion Wilson (Western Carolina) vs THE CITADEL (Oct 17, 2009) |
| Longest rush | 80 | Mike Rucker (Wofford) vs CSU (Sep 12, 2009) |
| | 74 | Derek Boyce (Wofford) vs APPALACHIAN STATE (Oct 17, 2009) |
| Passing yards | 415 | Armanti Edwards (Appalachian State) at Wofford (Oct 17, 2009) |
| | 374 | Scott Riddle (Elon) at Furman (Oct 03, 2009) |
| Passing attempts | 48 | Scott Riddle (Elon) at Furman (Oct 03, 2009) |
| | 46 | Dustin Taliaferro (Samford) at Furman (Oct 17, 2009) |
| Passing TDs | 6 | Bart Blanchard (The Citadel) vs PRESBYTERIAN (Sep 26, 2009) |
| | 4 | Scott Riddle (Elon) vs DAVIDSON (Sep 05, 2009) |
| | 4 | Scott Riddle (Elon) at Presbyterian (Sep 12, 2009) |
| | 4 | B.J. Coleman (Chattanooga) vs WOFFORD (Sep 26, 2009) |
| Longest pass | 74 | Armanti Edwards (Appalachian State) at The Citadel (Oct 03, 2009) |
| | 73 | B.J. Coleman (Chattanooga) vs GLENVILLE STATE (Sep 03, 2009) |
| Passes completed | 35 | Scott Riddle (Elon) at Furman (Oct 03, 2009) |
| | 30 | Lee Chapple (Georgia Southern) vs ALBANY (Sep 05, 2009) |
| Had intercepted | 3 | Bart Blanchard (The Citadel) at North Carolina (Sep 05, 2009) |
| | 3 | Lee Chapple (Georgia Southern) at Elon (Sep 26, 2009) |
| | 3 | Lee Chapple (Georgia Southern) at North Carolina (Oct 10, 2009) |
| Pass completion pct | 100.0 | Thomas Wilson (Elon) vs DAVIDSON (Sep 05, 2009) [4-4] |
| | 100.0 | Stev Davitte (Wofford) vs CSU (Sep 12, 2009) [2-2] |
| | 100.0 | Kyle Collins (Georgia Southern) vs WESTERN CAROLINA (Sep 19, 2009) [4-4] |
| | 100.0 | Miguel Starks (The Citadel) vs APPALACHIAN STATE (Oct 03, 2009) [3-3] |
| Pass yards/attempt | 33.7 | Mitch Allen (Wofford) vs APPALACHIAN STATE (Oct 17, 2009) [3-101] |
| | 15.8 | Thomas Wilson (Elon) vs DAVIDSON (Sep 05, 2009) [4-63] |
| Pass yards/catch | 50.5 | Mitch Allen (Wofford) vs APPALACHIAN STATE (Oct 17, 2009) [2-101] |
| | 15.8 | Thomas Wilson (Elon) vs DAVIDSON (Sep 05, 2009) [4-63] |
| Receiving yards | 209 | Terrell Hudgins (Elon) at Furman (Oct 03, 2009) |
| | 184 | Andre Roberts (The Citadel) vs PRESBYTERIAN (Sep 26, 2009) |
| Receptions | 16 | Terrell Hudgins (Elon) at Furman (Oct 03, 2009) |
| | 13 | Blue Cooper (Chattanooga) vs FURMAN (Sep 12, 2009) |
| | 13 | Terrell Hudgins (Elon) at Wake Forest (Sep 19, 2009) |
| Yards per catch | 47.0 | Brenton Bersin (Wofford) vs APPALACHIAN STATE (Oct 17, 2009) [2-94] |
| | 35.7 | Riley Hawkins (Samford) at UCF (Sep 05, 2009) [3-107] |
| Receiving TDs | 4 | Andre Roberts (The Citadel) vs PRESBYTERIAN (Sep 26, 2009) |
| | 2 | Terrell Hudgins (Elon) vs DAVIDSON (Sep 05, 2009) |
| | 2 | Jamere Valentine (Georgia Southern) vs ALBANY (Sep 05, 2009) |
| | 2 | Riley Hawkins (Samford) at UCF (Sep 05, 2009) |
| | 2 | Sean Jeffcoat (Elon) at Presbyterian (Sep 12, 2009) |
| | 2 | Terrell Hudgins (Elon) at Presbyterian (Sep 12, 2009) |
| | 2 | Marquel Pittman (Western Carolina) vs GARDNER-WEBB (Sep 12, 2009) |
| | 2 | Alex Sellars (The Citadel) vs PRESBYTERIAN (Sep 26, 2009) |
| | 2 | Blue Cooper (Chattanooga) vs WOFFORD (Sep 26, 2009) |
| | 2 | Brian Quick (Appalachian State) at Wofford (Oct 17, 2009) |
| Longest reception | 74 | Brian Quick (Appalachian State) at The Citadel (Oct 03, 2009) |

**2009 Southern Conference
Individual Game Highs Through games of Oct 19, 2009**



| | | |
|---------------------|-------|---|
| | 73 | Garrett Hughes (Chattanooga) vs GLENVILLE STATE (Sep 03, 2009) |
| Field goal attempts | 4 | Matthew Cesari (Furman) at Western Carolina (Sep 26, 2009) |
| | 4 | Jason Vitaris (Appalachian State) at The Citadel (Oct 03, 2009) |
| | 4 | Sam Keeler (The Citadel) vs APPALACHIAN STATE (Oct 03, 2009) |
| | 4 | Cameron Yaw (Samford) vs WESTERN CAROLINA (Oct 03, 2009) |
| | 4 | Adam Shreiner (Elon) vs THE CITADEL (Oct 10, 2009) |
| | 4 | Jason Vitaris (Appalachian State) at Wofford (Oct 17, 2009) |
| Field goals made | 4 | Matthew Cesari (Furman) at Western Carolina (Sep 26, 2009) |
| | 3 | Jason Vitaris (Appalachian State) at The Citadel (Oct 03, 2009) |
| | 3 | Cameron Yaw (Samford) vs WESTERN CAROLINA (Oct 03, 2009) |
| | 3 | Adam Shreiner (Elon) vs THE CITADEL (Oct 10, 2009) |
| | 3 | Jason Vitaris (Appalachian State) at Wofford (Oct 17, 2009) |
| | 3 | Adrian Mora (Georgia Southern) vs CHATTANOOGA (Oct 17, 2009) |
| Longest field goal | 52 | Craig Camay (Chattanooga) at Presbyterian (Sep 19, 2009) |
| | 50 | Sam Keeler (The Citadel) vs APPALACHIAN STATE (Oct 03, 2009) |
| | 50 | Adrian Mora (Georgia Southern) at Wofford (Oct 03, 2009) |
| Field goal pct | 100.0 | Matthew Cesari (Furman) at Western Carolina (Sep 26, 2009) [4-4] |
| | 100.0 | Adrian Mora (Georgia Southern) vs CHATTANOOGA (Oct 17, 2009) [3-3] |
| | 100.0 | Sam Keeler (The Citadel) at North Carolina (Sep 05, 2009) [2-2] |
| | 100.0 | Adam Shreiner (Elon) at Presbyterian (Sep 12, 2009) [2-2] |
| | 100.0 | Adrian Mora (Georgia Southern) at South Dakota State (Sep 12, 2009) [2-2] |
| | 100.0 | Cameron Yaw (Samford) vs JACKSONVILLE (Sep 12, 2009) [2-2] |
| | 100.0 | Blake Bostic (Western Carolina) vs GARDNER-WEBB (Sep 12, 2009) [2-2] |
| | 100.0 | Craig Camay (Chattanooga) vs FURMAN (Sep 12, 2009) [2-2] |
| | 100.0 | Jason Vitaris (Appalachian State) vs SAMFORD (Sep 26, 2009) [2-2] |
| | 100.0 | Adam Shreiner (Elon) vs GEORGIA SOUTHERN (Sep 26, 2009) [2-2] |
| | 100.0 | Matthew Cesari (Furman) vs ELON (Oct 03, 2009) [2-2] |
| | 100.0 | Adrian Mora (Georgia Southern) at Wofford (Oct 03, 2009) [2-2] |
| | 100.0 | Jason Vitaris (Appalachian State) vs N.C. CENTRAL (Oct 10, 2009) [2-2] |
| | 100.0 | Craig Camay (Chattanooga) at Georgia Southern (Oct 17, 2009) [2-2] |
| PAT kicks attempted | 8 | Adam Shreiner (Elon) vs DAVIDSON (Sep 05, 2009) |
| | 7 | Jason Vitaris (Appalachian State) vs N.C. CENTRAL (Oct 10, 2009) |
| PAT kicks made | 8 | Adam Shreiner (Elon) vs DAVIDSON (Sep 05, 2009) |
| | 7 | Jason Vitaris (Appalachian State) vs N.C. CENTRAL (Oct 10, 2009) |
| PAT kicks pct | 100.0 | Adam Shreiner (Elon) vs DAVIDSON (Sep 05, 2009) [8-8] |
| | 100.0 | Jason Vitaris (Appalachian State) vs N.C. CENTRAL (Oct 10, 2009) [7-7] |
| | 100.0 | Matthew Cesari (Furman) vs PRESBYTERIAN (Sep 05, 2009) [6-6] |
| | 100.0 | Christian Reed (Wofford) vs CSU (Sep 12, 2009) [6-6] |
| | 100.0 | Jason Vitaris (Appalachian State) vs MCNEESE STATE (Sep 12, 2009) [5-5] |
| | 100.0 | Adam Shreiner (Elon) at Presbyterian (Sep 12, 2009) [5-5] |
| | 100.0 | Matthew Cesari (Furman) at Chattanooga (Sep 12, 2009) [5-5] |
| | 100.0 | Sam Keeler (The Citadel) at Princeton (Sep 19, 2009) [5-5] |
| | 100.0 | Craig Camay (Chattanooga) vs WOFFORD (Sep 26, 2009) [5-5] |
| | 100.0 | Jason Vitaris (Appalachian State) at Wofford (Oct 17, 2009) [5-5] |
| | 100.0 | Craig Camay (Chattanooga) vs GLENVILLE STATE (Sep 03, 2009) [4-4] |
| | 100.0 | Cameron Yaw (Samford) vs MILES COLLEGE (Sep 19, 2009) [4-4] |
| | 100.0 | Jason Vitaris (Appalachian State) at East Carolina (Sep 05, 2009) [3-3] |
| | 100.0 | Adrian Mora (Georgia Southern) vs ALBANY (Sep 05, 2009) [3-3] |
| | 100.0 | Cameron Yaw (Samford) at UCF (Sep 05, 2009) [3-3] |
| | 100.0 | Cameron Yaw (Samford) vs JACKSONVILLE (Sep 12, 2009) [3-3] |
| | 100.0 | Adrian Mora (Georgia Southern) vs WESTERN CAROLINA (Sep 19, 2009) [3-3] |
| | 100.0 | Matthew Cesari (Furman) at Western Carolina (Sep 26, 2009) [3-3] |
| | 100.0 | Sam Keeler (The Citadel) vs APPALACHIAN STATE (Oct 03, 2009) [3-3] |

**2009 Southern Conference
Individual Game Highs Through games of Oct 19, 2009**



| | | |
|--------------------------|-------|--|
| | 100.0 | Jason Vitaris (Appalachian State) at The Citadel (Oct 03, 2009) [3-3] |
| | 100.0 | Christian Reed (Wofford) vs GEORGIA SOUTHERN (Oct 03, 2009) [3-3] |
| | 100.0 | Adrian Mora (Georgia Southern) vs CHATTANOOGA (Oct 17, 2009) [3-3] |
| | 100.0 | Craig Camay (Chattanooga) vs FURMAN (Sep 12, 2009) [2-2] |
| | 100.0 | Christian Reed (Wofford) at Wisconsin (Sep 19, 2009) [2-2] |
| | 100.0 | Jason Vitaris (Appalachian State) vs SAMFORD (Sep 26, 2009) [2-2] |
| | 100.0 | Adrian Mora (Georgia Southern) at Elon (Sep 26, 2009) [2-2] |
| | 100.0 | Blake Bostic (Western Carolina) vs FURMAN (Sep 26, 2009) [2-2] |
| | 100.0 | Adrian Mora (Georgia Southern) at Wofford (Oct 03, 2009) [2-2] |
| | 100.0 | Craig Camay (Chattanooga) at Samford (Oct 10, 2009) [2-2] |
| | 100.0 | Craig Camay (Chattanooga) at Georgia Southern (Oct 17, 2009) [2-2] |
| | 100.0 | Blake Bostic (Western Carolina) vs THE CITADEL (Oct 17, 2009) [2-2] |
| Punts | 10 | Blake Cain (Western Carolina) at Vanderbilt (09/05/2009) |
| | 9 | Bob Hooper (Samford) at UCF (Sep 05, 2009) |
| | 9 | Cass Couey (The Citadel) at North Carolina (Sep 05, 2009) |
| | 9 | Blake Cain (Western Carolina) at Georgia Southern (Sep 19, 2009) |
| | 9 | Bob Hooper (Samford) at Appalachian State (Sep 26, 2009) |
| | 9 | Charlie Edwards (Georgia Southern) at Elon (Sep 26, 2009) |
| Yards punted | 395 | Blake Cain (Western Carolina) at Vanderbilt (09/05/2009) [10-395] |
| | 385 | Bob Hooper (Samford) at Appalachian State (Sep 26, 2009) [9-385] |
| Longest punt | 74 | Sam Martin (Appalachian State) at Wofford (Oct 17, 2009) |
| | 64 | Charlie Edwards (Georgia Southern) vs ALBANY (Sep 05, 2009) |
| Punting avg | 54.2 | Bob Hooper (Samford) vs CHATTANOOGA (Oct 10, 2009) [5-271] |
| | 48.2 | Charlie Edwards (Georgia Southern) vs CHATTANOOGA (Oct 17, 2009) [4-193] |
| Punt returns | 6 | Lance Camp (Elon) vs DAVIDSON (Sep 05, 2009) |
| | 6 | Travaris Cadet (Appalachian State) vs SAMFORD (Sep 26, 2009) |
| Punt return yards | 79 | Lance Camp (Elon) vs DAVIDSON (Sep 05, 2009) |
| | 59 | Richie Fordham (Samford) vs MILES COLLEGE (Sep 19, 2009) |
| Longest punt return | 54 | Lance Camp (Elon) vs DAVIDSON (Sep 05, 2009) |
| | 30 | Jamere Valentine (Georgia Southern) vs WESTERN CAROLINA (Sep 19, 2009) |
| Punt return TDs | 1 | Lance Camp (Elon) vs DAVIDSON (Sep 05, 2009) |
| Punt return avg | 21.5 | Travaris Cadet (Appalachian State) at East Carolina (Sep 05, 2009) [2-43] |
| | 18.5 | Andre Roberts (The Citadel) at Princeton (Sep 19, 2009) [2-37] |
| Kick returns | 6 | George Richardson (Western Carolina) at Vanderbilt (09/05/2009) |
| | 6 | Kevin Hardy (The Citadel) at North Carolina (Sep 05, 2009) |
| | 6 | George Richardson (Western Carolina) at Georgia Southern (Sep 19, 2009) |
| | 6 | George Richardson (Western Carolina) vs FURMAN (Sep 26, 2009) |
| | 6 | Kevin Hardy (The Citadel) vs APPALACHIAN STATE (Oct 03, 2009) |
| Kick return yards | 146 | Kevin Hardy (The Citadel) at North Carolina (Sep 05, 2009) |
| | 144 | George Richardson (Western Carolina) vs FURMAN (Sep 26, 2009) |
| Kick return avg | 33.0 | Darrell Pasco (Georgia Southern) at South Dakota State (Sep 12, 2009) [3-99] |
| | 32.3 | CoCo Hillary (Appalachian State) vs N.C. CENTRAL (Oct 10, 2009) [3-97] |
| Longest kick return | 62 | Stephon Shelton (Wofford) vs APPALACHIAN STATE (Oct 17, 2009) |
| | 58 | Kevin Hardy (The Citadel) vs APPALACHIAN STATE (Oct 03, 2009) |
| Combined PR/KR yards | 146 | Kevin Hardy (The Citadel) at North Carolina (Sep 05, 2009) [0pr-146kr] |
| | 141 | Kevin Hardy (The Citadel) vs APPALACHIAN STATE (Oct 03, 2009) [0pr-141kr] |
| Interceptions | 2 | Joseph Boateng (The Citadel) at North Carolina (Sep 05, 2009) |
| | 2 | Mark LeGree (Appalachian State) at Wofford (Oct 17, 2009) |
| Interception return yds | 89 | Keith Gamble (The Citadel) vs PRESBYTERIAN (Sep 26, 2009) |
| | 86 | Jonathan Glaspie (The Citadel) at Princeton (Sep 19, 2009) |
| Interception return avg | 14.0 | Mark LeGree (Appalachian State) at Wofford (Oct 17, 2009) [2-28] |
| | 10.0 | Joseph Boateng (The Citadel) at North Carolina (Sep 05, 2009) [2-20] |
| Longest interception rtn | 89 | Keith Gamble (The Citadel) vs PRESBYTERIAN (Sep 26, 2009) |

**2009 Southern Conference
Individual Game Highs Through games of Oct 19, 2009**



| | | |
|-------------------------|------|---|
| | 86 | Jonathan Glaspie (The Citadel) at Princeton (Sep 19, 2009) |
| Interception return TDs | 1 | Laron Scott (Georgia Southern) vs ALBANY (Sep 05, 2009) |
| | 1 | Ryan Anderson (Samford) at UCF (Sep 05, 2009) |
| | 1 | Max Lerner (Furman) at Chattanooga (Sep 12, 2009) |
| | 1 | Keith Gamble (The Citadel) vs PRESBYTERIAN (Sep 26, 2009) |
| | 1 | Karlos Sullivan (Elon) vs THE CITADEL (Oct 10, 2009) |
| All-purpose yards | 266 | Jamal Shuman (Elon) at Presbyterian (Sep 12, 2009) |
| | 218 | Devon Moore (Appalachian State) at Wofford (Oct 17, 2009) |
| Tackles | 19.0 | Kadarron Anderson (Furman) vs SAMFORD (Oct 17, 2009) [7-12] |
| | 17.0 | Joseph Thornton (Chattanooga) vs GLENVILLE STATE (Sep 03, 2009) [8-9] |
| | 17.0 | D.J. Smith (Appalachian State) vs SAMFORD (Sep 26, 2009) [5-12] |
| | 17.0 | Kadarron Anderson (Furman) at Western Carolina (Sep 26, 2009) [14-3] |
| Sacks | 2.5 | Eric Ludwig (Elon) vs GEORGIA SOUTHERN (Sep 26, 2009) [2-1] |
| | 2.0 | Austin Hayes (Samford) vs JACKSONVILLE (Sep 12, 2009) [2-0] |
| | 2.0 | Erik Peterson (Samford) vs JACKSONVILLE (Sep 12, 2009) [2-0] |
| | 2.0 | Ryan Anderson (Samford) vs MILES COLLEGE (Sep 19, 2009) [2-0] |
| | 2.0 | John Michael Clay (Samford) vs MILES COLLEGE (Sep 19, 2009) [2-0] |
| | 2.0 | Joshua Williams (Chattanooga) at Presbyterian (Sep 19, 2009) [2-0] |
| | 2.0 | Andre Campbell (Elon) vs GEORGIA SOUTHERN (Sep 26, 2009) [2-0] |
| | 2.0 | Ameet Pall (Wofford) vs GEORGIA SOUTHERN (Oct 03, 2009) [2-0] |
| | 2.0 | Brent Russell (Georgia Southern) at North Carolina (Oct 10, 2009) [2-0] |
| | 2.0 | J.B. Shippy (Georgia Southern) at North Carolina (Oct 10, 2009) [2-0] |
| | 2.0 | Josh Beard (Chattanooga) at Samford (Oct 10, 2009) [2-0] |
| | 2.0 | Josh Beard (Chattanooga) at Georgia Southern (Oct 17, 2009) [2-0] |
| | 2.0 | Brent Russell (Georgia Southern) vs CHATTANOOGA (Oct 17, 2009) [2-0] |
| | 2.0 | Terrence Reese (The Citadel) at Western Carolina (Oct 17, 2009) [2-0] |
| Tackles for loss | 3.5 | Eric Ludwig (Elon) vs GEORGIA SOUTHERN (Sep 26, 2009) [2-3] |
| | 3.0 | Brandon Ward (Elon) vs DAVIDSON (Sep 05, 2009) [2-2] |
| | 3.0 | Bryce Smith (Samford) at UCF (Sep 05, 2009) [3-0] |
| | 3.0 | Chris Collins (Western Carolina) vs GARDNER-WEBB (Sep 12, 2009) [3-0] |
| | 3.0 | Joshua Williams (Chattanooga) at Presbyterian (Sep 19, 2009) [3-0] |
| | 3.0 | Markeith Wylie (Georgia Southern) vs WESTERN CAROLINA (Sep 19, 2009) [3-0] |
| | 3.0 | Gene Singletary (Western Carolina) at Georgia Southern (Sep 19, 2009) [3-0] |
| | 3.0 | Tommy Irvin (Wofford) at Chattanooga (Sep 26, 2009) [3-0] |
| | 3.0 | Chris Collins (Western Carolina) vs THE CITADEL (Oct 17, 2009) [3-0] |

**2009 Southern Conference
Individual Steller Games Through games of Oct 19, 2009**



200-Yard Rushing Performances

None

100-Yard Rushing Performances

- 190 Jamal Shuman (Elon) at Presbyterian (Sep 12, 2009)
- 181 Bryan Fitzgerald (Chattanooga) at Presbyterian (Sep 19, 2009)
- 180 Devon Moore (Appalachian State) at Wofford (Oct 17, 2009)
- 167 Jamal Shuman (Elon) vs THE CITADEL (Oct 10, 2009)
- 162 Chris Evans (Samford) vs MILES COLLEGE (Sep 19, 2009)
- 155 Devon Moore (Appalachian State) vs MCNEESE STATE (Sep 12, 2009)
- 153 Adam Urbano (Georgia Southern) vs CHATTANOOGA (Oct 17, 2009)
- 140 Chris Evans (Samford) vs WESTERN CAROLINA (Oct 03, 2009)
- 124 Devon Moore (Appalachian State) vs N.C. CENTRAL (Oct 10, 2009)
- 121 Eric Breitenstein (Wofford) at USF (Sept 5, 2009)
- 115 Jamal Shuman (Elon) vs DAVIDSON (Sep 05, 2009)
- 114 A.J. Harris (Elon) at Presbyterian (Sep 12, 2009)
- 106 Devon Moore (Appalachian State) vs SAMFORD (Sep 26, 2009)
- 104 Mike Rucker (Wofford) vs APPALACHIAN STATE (Oct 17, 2009)
- 103 Miguel Starks (The Citadel) vs PRESBYTERIAN (Sep 26, 2009)
- 102 Mike Rucker (Wofford) vs CSU (Sep 12, 2009)

Number of 100-Yard Rushing Performances

- Devon Moore, Appalachian State - 4
- Jamal Shuman, Elon - 3
- Chris Evans, Samford - 2
- Mike Rucker, Wofford - 2
- Eric Breitenstein, Wofford - 1
- Bryan Fitzgerald, Chattanooga - 1
- A.J. Harris, Elon - 1
- Miguel Starks, The Citadel - 1
- Adam Urbano, Georgia Southern - 1

500-Yard Passing Performances

None

400-Yard Passing Performances

- 415 Armanti Edwards (Appalachian State) at Wofford (Oct 17, 2009)

300-Yard Passing Performances

- 415 Armanti Edwards (Appalachian State) at Wofford (Oct 17, 2009)
- 374 Scott Riddle (Elon) at Furman (Oct 03, 2009)
- 346 Scott Riddle (Elon) at Presbyterian (Sep 12, 2009)
- 338 Scott Riddle (Elon) vs GEORGIA SOUTHERN (Sep 26, 2009)
- 327 Armanti Edwards (Appalachian State) at The Citadel (Oct 03, 2009)
- 326 Scott Riddle (Elon) vs DAVIDSON (Sep 05, 2009)
- 306 Dustin Taliaferro (Samford) at Furman (Oct 17, 2009)

**2009 Southern Conference
Individual Steller Games Through games of Oct 19, 2009**



Number of 300-Yard Passing Performances

Scott Riddle, Elon - 4
Armanti Edwards, Appalachian State - 2
Dustin Taliaferro, Samford - 1

200-Yard Receiving Performances

209 Terrell Hudgins (Elon) at Furman (Oct 03, 2009)

100-Yard Receiving Performances

209 Terrell Hudgins (Elon) at Furman (Oct 03, 2009)
184 Andre Roberts (The Citadel) vs PRESBYTERIAN (Sep 26, 2009)
181 Brian Quick (Appalachian State) at Wofford (Oct 17, 2009)
156 Terrell Hudgins (Elon) vs DAVIDSON (Sep 05, 2009)
154 Adam Mims (Furman) at Missouri (Sep 19, 2009)
143 Jonathan Lowery (Samford) at Furman (Oct 17, 2009)
138 Terrell Hudgins (Elon) vs GEORGIA SOUTHERN (Sep 26, 2009)
135 Chris Pitchford (Chattanooga) at Samford (Oct 10, 2009)
134 Terrell Hudgins (Elon) at Presbyterian (Sep 12, 2009)
127 Blue Cooper (Chattanooga) vs GLENNVILLE STATE (Sep 03, 2009)
117 Brian Quick (Appalachian State) at The Citadel (Oct 03, 2009)
113 Marquel Pittman (Western Carolina) vs GARDNER-WEBB (Sep 12, 2009)
113 Terrell Hudgins (Elon) at Wake Forest (Sep 19, 2009)
109 Blue Cooper (Chattanooga) vs FURMAN (Sep 12, 2009)
107 Riley Hawkins (Samford) at UCF (Sep 05, 2009)
107 Matt Cline (Appalachian State) vs N.C. CENTRAL (Oct 10, 2009)
103 Sean Jeffcoat (Elon) at Presbyterian (Sep 12, 2009)
101 Riley Hawkins (Samford) vs JACKSONVILLE (Sep 12, 2009)

Number of 100-Yard Receiving Performances

Terrell Hudgins, Elon - 5
Blue Cooper, Chattanooga - 2
Riley Hawkins, Samford - 2
Brian Quick, Appalachian State - 2
Matt Cline, Appalachian State - 1
Sean Jeffcoat, Elon - 1
Jonathan Lowery, Samford - 1
Adam Mims, Furman - 1
Chris Pitchford, Chattanooga - 1
Marquel Pittman, Western Carolina - 1
Andre Roberts, The Citadel - 1

**2009 Southern Conference
Team Statistics Through games of Oct 19, 2009
(Conference games)**



| SCORING OFFENSE | G | TD | FG | XPT | 2XP | DXP | Saf | Pts | Avg/G |
|----------------------|---|----|----|-----|-----|-----|-----|-----|-------|
| 1. Appalachian State | 3 | 10 | 8 | 10 | 0 | 0 | 0 | 94 | 31.3 |
| 2. Elon | 3 | 10 | 7 | 7 | 0 | 0 | 1 | 90 | 30.0 |
| 3. Furman | 4 | 13 | 7 | 10 | 0 | 0 | 0 | 109 | 27.2 |
| 4. Georgia Southern | 4 | 11 | 7 | 10 | 0 | 0 | 0 | 97 | 24.2 |
| 5. Chattanooga | 4 | 11 | 5 | 11 | 0 | 0 | 0 | 92 | 23.0 |
| 6. Wofford | 3 | 9 | 0 | 8 | 0 | 0 | 1 | 64 | 21.3 |
| 7. The Citadel | 3 | 5 | 3 | 5 | 0 | 0 | 0 | 44 | 14.7 |
| 8. Samford | 4 | 6 | 4 | 4 | 1 | 0 | 0 | 54 | 13.5 |
| 9. Western Carolina | 4 | 4 | 2 | 4 | 0 | 0 | 0 | 34 | 8.5 |

| RUSHING DEFENSE | G | Att. | Yards | Avg/A | Long | TD | Avg/G |
|----------------------|---|------|-------|-------|------|----|-------|
| 1. Elon | 3 | 74 | 137 | 1.9 | 27 | 1 | 45.7 |
| 2. Georgia Southern | 4 | 125 | 340 | 2.7 | 65 | 3 | 85.0 |
| 3. Samford | 4 | 126 | 385 | 3.1 | 25 | 4 | 96.2 |
| 4. Furman | 4 | 130 | 418 | 3.2 | 24 | 5 | 104.5 |
| 5. Chattanooga | 4 | 157 | 580 | 3.7 | 34 | 5 | 145.0 |
| 6. Western Carolina | 4 | 154 | 636 | 4.1 | 23 | 4 | 159.0 |
| 7. The Citadel | 3 | 127 | 511 | 4.0 | 30 | 6 | 170.3 |
| 8. Wofford | 3 | 119 | 514 | 4.3 | 48 | 5 | 171.3 |
| 9. Appalachian State | 3 | 125 | 700 | 5.6 | 74 | 6 | 233.3 |

| SCORING DEFENSE | G | TD | FG | XPT | 2XP | DXP | Saf | Pts | Avg/G |
|----------------------|---|----|----|-----|-----|-----|-----|-----|-------|
| 1. Elon | 3 | 4 | 2 | 3 | 0 | 0 | 0 | 33 | 11.0 |
| 2. Samford | 4 | 8 | 3 | 6 | 0 | 0 | 0 | 63 | 15.8 |
| 3. Georgia Southern | 4 | 8 | 5 | 7 | 0 | 0 | 1 | 72 | 18.0 |
| 4. Furman | 4 | 9 | 5 | 6 | 1 | 0 | 0 | 77 | 19.2 |
| 5. Chattanooga | 4 | 10 | 4 | 10 | 0 | 0 | 1 | 84 | 21.0 |
| 6. Western Carolina | 4 | 8 | 10 | 8 | 0 | 0 | 0 | 86 | 21.5 |
| 7. Appalachian State | 3 | 9 | 2 | 8 | 0 | 0 | 0 | 68 | 22.7 |
| 8. The Citadel | 3 | 10 | 6 | 9 | 0 | 0 | 0 | 87 | 29.0 |
| 9. Wofford | 3 | 13 | 6 | 12 | 0 | 0 | 0 | 108 | 36.0 |

| PASS OFFENSE | G | Comp-Att-Int | Pct. | Yds | Avg/A | TD | Avg/G |
|----------------------|---|--------------|------|-----|-------|----|-------|
| 1. Elon | 3 | 82-127-2 | 64.6 | 988 | 7.8 | 4 | 329.3 |
| 2. Appalachian State | 3 | 68-91-0 | 74.7 | 936 | 10.3 | 4 | 312.0 |
| 3. Chattanooga | 4 | 87-138-1 | 63.0 | 868 | 6.3 | 8 | 217.0 |
| 4. Furman | 4 | 75-123-1 | 61.0 | 788 | 6.4 | 5 | 197.0 |
| 5. Georgia Southern | 4 | 89-130-3 | 68.5 | 714 | 5.5 | 5 | 178.5 |
| 6. Samford | 4 | 80-136-3 | 58.8 | 660 | 4.9 | 0 | 165.0 |
| 7. Western Carolina | 4 | 54-100-5 | 54.0 | 600 | 6.0 | 0 | 150.0 |
| 8. The Citadel | 3 | 50-84-2 | 59.5 | 426 | 5.1 | 4 | 142.0 |
| 9. Wofford | 3 | 15-31-5 | 48.4 | 311 | 10.0 | 4 | 103.7 |

| TOTAL OFFENSE | G | Rush | Pass | Plays | Yards | Avg/P | TD | Avg/G |
|----------------------|---|------|------|-------|-------|-------|----|-------|
| 1. Appalachian State | 3 | 519 | 936 | 211 | 1455 | 6.9 | 10 | 485.0 |
| 2. Elon | 3 | 401 | 988 | 243 | 1389 | 5.7 | 8 | 463.0 |
| 3. Wofford | 3 | 769 | 311 | 172 | 1080 | 6.3 | 9 | 360.0 |
| 4. Furman | 4 | 594 | 788 | 253 | 1382 | 5.5 | 11 | 345.5 |
| 5. Georgia Southern | 4 | 555 | 714 | 279 | 1269 | 4.5 | 10 | 317.2 |
| 6. Chattanooga | 4 | 333 | 868 | 265 | 1201 | 4.5 | 10 | 300.2 |
| 7. Samford | 4 | 425 | 660 | 281 | 1085 | 3.9 | 6 | 271.2 |
| 8. The Citadel | 3 | 323 | 426 | 181 | 749 | 4.1 | 5 | 249.7 |
| 9. Western Carolina | 4 | 302 | 600 | 212 | 902 | 4.3 | 4 | 225.5 |

| PASS DEFENSE | G | Comp-Att-Int | Pct. | Yds | Avg/A | TD | Avg/G |
|----------------------|---|--------------|------|------|-------|----|-------|
| 1. Chattanooga | 4 | 59-88-4 | 67.0 | 511 | 5.8 | 3 | 127.8 |
| 2. Appalachian State | 3 | 31-66-3 | 47.0 | 398 | 6.0 | 3 | 132.7 |
| 3. Elon | 3 | 53-104-5 | 51.0 | 443 | 4.3 | 2 | 147.7 |
| 4. Samford | 4 | 70-107-2 | 65.4 | 763 | 7.1 | 4 | 190.8 |
| 5. Western Carolina | 4 | 87-133-0 | 65.4 | 766 | 5.8 | 4 | 191.5 |
| 6. Georgia Southern | 4 | 65-126-3 | 51.6 | 835 | 6.6 | 5 | 208.8 |
| 7. The Citadel | 3 | 59-89-0 | 66.3 | 769 | 8.6 | 3 | 256.3 |
| 8. Furman | 4 | 101-155-5 | 65.2 | 1028 | 6.6 | 3 | 257.0 |
| 9. Wofford | 3 | 75-92-0 | 81.5 | 778 | 8.5 | 7 | 259.3 |

| TOTAL DEFENSE | G | Rush | Pass | Plays | Yards | Avg/P | TD | Avg/G |
|----------------------|---|------|------|-------|-------|-------|----|-------|
| 1. Elon | 3 | 137 | 443 | 178 | 580 | 3.3 | 3 | 193.3 |
| 2. Chattanooga | 4 | 580 | 511 | 245 | 1091 | 4.5 | 8 | 272.8 |
| 3. Samford | 4 | 385 | 763 | 233 | 1148 | 4.9 | 8 | 287.0 |
| 4. Georgia Southern | 4 | 340 | 835 | 251 | 1175 | 4.7 | 8 | 293.8 |
| 5. Western Carolina | 4 | 636 | 766 | 287 | 1402 | 4.9 | 8 | 350.5 |
| 6. Furman | 4 | 418 | 1028 | 285 | 1446 | 5.1 | 8 | 361.5 |
| 7. Appalachian State | 3 | 700 | 398 | 191 | 1098 | 5.7 | 9 | 366.0 |
| 8. The Citadel | 3 | 511 | 769 | 216 | 1280 | 5.9 | 9 | 426.7 |
| 9. Wofford | 3 | 514 | 778 | 211 | 1292 | 6.1 | 12 | 430.7 |

| PASS EFFICIENCY | G | Comp-Att-Int | Pct. | Yds | Avg/G | TD | Effic. |
|----------------------|---|--------------|------|-----|-------|----|--------|
| 1. Appalachian State | 3 | 68-91-0 | 74.7 | 936 | 312.0 | 4 | 175.6 |
| 2. Wofford | 3 | 15-31-5 | 48.4 | 311 | 103.7 | 4 | 143.0 |
| 3. Elon | 3 | 82-127-2 | 64.6 | 988 | 329.3 | 4 | 137.2 |
| 4. Chattanooga | 4 | 87-138-1 | 63.0 | 868 | 217.0 | 8 | 133.6 |
| 5. Furman | 4 | 75-123-1 | 61.0 | 788 | 197.0 | 5 | 126.6 |
| 6. Georgia Southern | 4 | 89-130-3 | 68.5 | 714 | 178.5 | 5 | 122.7 |
| 7. The Citadel | 3 | 50-84-2 | 59.5 | 426 | 142.0 | 4 | 113.1 |
| 8. Samford | 4 | 80-136-3 | 58.8 | 660 | 165.0 | 0 | 95.2 |
| 9. Western Carolina | 4 | 54-100-5 | 54.0 | 600 | 150.0 | 0 | 94.4 |

| RUSHING OFFENSE | G | Att. | Yards | Avg/A | Long | TD | Avg/G |
|----------------------|---|------|-------|-------|------|----|-------|
| 1. Wofford | 3 | 141 | 769 | 5.5 | 74 | 5 | 256.3 |
| 2. Appalachian State | 3 | 120 | 519 | 4.3 | 48 | 6 | 173.0 |
| 3. Furman | 4 | 130 | 594 | 4.6 | 34 | 6 | 148.5 |
| 4. Georgia Southern | 4 | 149 | 555 | 3.7 | 41 | 5 | 138.8 |
| 5. Elon | 3 | 116 | 401 | 3.5 | 30 | 4 | 133.7 |
| 6. The Citadel | 3 | 97 | 323 | 3.3 | 69 | 1 | 107.7 |
| 7. Samford | 4 | 145 | 425 | 2.9 | 23 | 6 | 106.2 |
| 8. Chattanooga | 4 | 127 | 333 | 2.6 | 37 | 2 | 83.2 |
| 9. Western Carolina | 4 | 112 | 302 | 2.7 | 26 | 4 | 75.5 |

| PASS DEFENSE EFFIC. | G | Comp-Att-Int | Pct. | Yds | Avg/G | TD | Effic. |
|----------------------|---|--------------|------|------|-------|----|--------|
| 1. Elon | 3 | 53-104-5 | 51.0 | 443 | 147.7 | 2 | 83.5 |
| 2. Appalachian State | 3 | 31-66-3 | 47.0 | 398 | 132.7 | 3 | 103.5 |
| 3. Georgia Southern | 4 | 65-126-3 | 51.6 | 835 | 208.8 | 5 | 115.6 |
| 4. Chattanooga | 4 | 59-88-4 | 67.0 | 511 | 127.8 | 3 | 118.0 |
| 5. Furman | 4 | 101-155-5 | 65.2 | 1028 | 257.0 | 3 | 120.8 |
| 6. Western Carolina | 4 | 87-133-0 | 65.4 | 766 | 191.5 | 4 | 123.7 |
| 7. Samford | 4 | 70-107-2 | 65.4 | 763 | 190.8 | 4 | 133.9 |
| 8. The Citadel | 3 | 59-89-0 | 66.3 | 769 | 256.3 | 3 | 150.0 |
| 9. Wofford | 3 | 75-92-0 | 81.5 | 778 | 259.3 | 7 | 177.7 |

2009 Southern Conference
Team Statistics Through games of Oct 19, 2009
(Conference games)



| KICKOFF RETURNS | G | No. | Yards | TD | Long | Avg. |
|----------------------|---|-----|-------|----|------|------|
| 1. Appalachian State | 3 | 8 | 196 | 0 | 34 | 24.5 |
| 2. Samford | 4 | 12 | 254 | 0 | 46 | 21.2 |
| 3. Chattanooga | 4 | 15 | 296 | 0 | 33 | 19.7 |
| 4. Georgia Southern | 4 | 12 | 235 | 0 | 41 | 19.6 |
| 5. Wofford | 3 | 16 | 308 | 0 | 62 | 19.2 |
| 6. Western Carolina | 4 | 22 | 420 | 0 | 34 | 19.1 |
| 7. Furman | 4 | 15 | 285 | 0 | 32 | 19.0 |
| 8. The Citadel | 3 | 16 | 283 | 0 | 58 | 17.7 |
| 9. Elon | 3 | 10 | 173 | 0 | 41 | 17.3 |

| FIELD GOALS | G | Made | Att | Pct. |
|----------------------|---|------|-----|-------|
| 1. Western Carolina | 4 | 2 | 2 | 1.000 |
| 2. Georgia Southern | 4 | 7 | 8 | .875 |
| Furman | 4 | 7 | 8 | .875 |
| 4. Chattanooga | 4 | 5 | 6 | .833 |
| 5. Appalachian State | 3 | 8 | 10 | .800 |
| 6. Elon | 3 | 7 | 9 | .778 |
| 7. Samford | 4 | 4 | 6 | .667 |
| 8. The Citadel | 3 | 3 | 7 | .429 |
| 9. Wofford | 3 | 0 | 0 | .000 |

| PUNT RETURN AVG | G | No. | Yards | TD | Long | Avg. |
|----------------------|---|-----|-------|----|------|------|
| 1. Furman | 4 | 4 | 50 | 0 | 25 | 12.5 |
| 2. Elon | 3 | 6 | 49 | 0 | 28 | 8.2 |
| 3. Georgia Southern | 4 | 8 | 59 | 0 | 30 | 7.4 |
| 4. Chattanooga | 4 | 3 | 19 | 0 | 16 | 6.3 |
| 5. Wofford | 3 | 1 | 6 | 0 | 6 | 6.0 |
| 6. Appalachian State | 3 | 10 | 58 | 0 | 16 | 5.8 |
| 7. Samford | 4 | 6 | 30 | 0 | 12 | 5.0 |
| 8. The Citadel | 3 | 3 | 10 | 0 | 6 | 3.3 |
| 9. Western Carolina | 4 | 4 | 7 | 0 | 15 | 1.8 |

| PAT KICKING | G | Made | Att | Pct. |
|-------------------|---|------|-----|-------|
| 1. Chattanooga | 4 | 11 | 11 | 1.000 |
| Appalachian State | 3 | 10 | 10 | 1.000 |
| Georgia Southern | 4 | 10 | 10 | 1.000 |
| The Citadel | 3 | 5 | 5 | 1.000 |
| Samford | 4 | 4 | 4 | 1.000 |
| Western Carolina | 4 | 4 | 4 | 1.000 |
| 7. Wofford | 3 | 8 | 9 | .889 |
| 8. Elon | 3 | 7 | 9 | .778 |
| 9. Furman | 4 | 10 | 13 | .769 |

| INTERCEPTIONS | G | No. | Yards | TD | Long | Avg. |
|----------------------|---|-----|-------|----|------|------|
| 1. Elon | 3 | 5 | 62 | 1 | 48 | 12.4 |
| 2. Furman | 4 | 5 | 64 | 1 | 43 | 12.8 |
| 3. Chattanooga | 4 | 4 | 56 | 0 | 21 | 14.0 |
| 4. Appalachian State | 3 | 3 | 82 | 0 | 54 | 27.3 |
| 5. Georgia Southern | 4 | 3 | 8 | 0 | 5 | 2.7 |
| 6. Samford | 4 | 2 | 0 | 0 | 0 | 0.0 |
| Western Carolina | 4 | 0 | 0 | 0 | 0 | 0.0 |
| The Citadel | 3 | 0 | 0 | 0 | 0 | 0.0 |
| Wofford | 3 | 0 | 0 | 0 | 0 | 0.0 |

| SACKS BY | G | No. | Yards | Avg/G |
|---------------------|---|-----|-------|-------|
| 1. Elon | 3 | 14 | 82 | 4.67 |
| 2. Chattanooga | 4 | 9 | 61 | 2.25 |
| Wofford | 3 | 9 | 62 | 3.00 |
| 4. Georgia Southern | 4 | 7 | 54 | 1.75 |
| Appalachian State | 3 | 7 | 46 | 2.33 |
| 6. Western Carolina | 4 | 4 | 20 | 1.00 |
| 7. The Citadel | 3 | 3 | 19 | 1.00 |
| Samford | 4 | 3 | 39 | 0.75 |
| 9. Furman | 4 | 2 | 17 | 0.50 |

| PUNTING | G | No. | Yards | Avg/P | Ret. | Avg/R | TB | Net/P |
|----------------------|---|-----|-------|-------|------|-------|----|-------|
| 1. Wofford | 3 | 11 | 495 | 45.0 | 40 | 3.6 | 1 | 39.5 |
| 2. Samford | 4 | 22 | 975 | 44.3 | 79 | 3.6 | 2 | 38.9 |
| 3. Furman | 4 | 19 | 726 | 38.2 | 11 | 0.6 | 0 | 37.6 |
| 4. Appalachian State | 3 | 11 | 441 | 40.1 | 0 | 0.0 | 2 | 36.5 |
| 5. The Citadel | 3 | 16 | 659 | 41.2 | 56 | 3.5 | 1 | 36.4 |
| 6. Georgia Southern | 4 | 22 | 840 | 38.2 | 20 | 0.9 | 1 | 36.4 |
| 7. Elon | 3 | 16 | 628 | 39.2 | 27 | 1.7 | 1 | 36.3 |
| 8. Chattanooga | 4 | 16 | 546 | 34.1 | 0 | 0.0 | 2 | 31.6 |
| 9. Western Carolina | 4 | 23 | 833 | 36.2 | 55 | 2.4 | 3 | 31.2 |

| SACKS AGAINST | G | No. | Yards | Avg/G |
|----------------------|---|-----|-------|-------|
| 1. Wofford | 3 | 1 | 7 | 0.33 |
| 2. Furman | 4 | 2 | 10 | 0.50 |
| 3. Appalachian State | 3 | 4 | 50 | 1.33 |
| 4. Elon | 3 | 5 | 32 | 1.67 |
| Chattanooga | 4 | 5 | 36 | 1.25 |
| Western Carolina | 4 | 5 | 42 | 1.25 |
| 7. Samford | 4 | 10 | 63 | 2.50 |
| 8. The Citadel | 3 | 11 | 65 | 3.67 |
| 9. Georgia Southern | 4 | 15 | 95 | 3.75 |

| KICKOFF COVERAGE | G | No. | Yards | Avg. | Ret. | TB | NetAvg |
|----------------------|---|-----|-------|------|------|----|--------|
| 1. Wofford | 3 | 12 | 781 | 65.1 | 202 | 2 | 44.9 |
| 2. Georgia Southern | 4 | 23 | 1398 | 60.8 | 359 | 1 | 44.3 |
| 3. The Citadel | 3 | 11 | 630 | 57.3 | 138 | 1 | 42.9 |
| 4. Appalachian State | 3 | 18 | 1116 | 62.0 | 366 | 0 | 41.7 |
| 5. Furman | 4 | 23 | 1387 | 60.3 | 444 | 0 | 41.0 |
| 6. Elon | 3 | 19 | 1024 | 53.9 | 250 | 0 | 40.7 |
| 7. Samford | 4 | 14 | 861 | 61.5 | 292 | 0 | 40.6 |
| 8. Chattanooga | 4 | 18 | 990 | 55.0 | 160 | 5 | 40.6 |
| 9. Western Carolina | 4 | 10 | 633 | 63.3 | 239 | 0 | 39.4 |

| FIRST DOWNS | G | Rush | Pass | Pen | Total | Avg/G |
|----------------------|---|------|------|-----|-------|-------|
| 1. Furman | 4 | 34 | 38 | 7 | 79 | 19.8 |
| 2. Appalachian State | 3 | 33 | 39 | 1 | 73 | 24.3 |
| Samford | 4 | 29 | 33 | 10 | 73 | 18.2 |
| 4. Chattanooga | 4 | 25 | 41 | 5 | 71 | 17.8 |
| 5. Elon | 3 | 24 | 41 | 5 | 70 | 23.3 |
| 6. Georgia Southern | 4 | 33 | 35 | 1 | 69 | 17.2 |
| 7. Western Carolina | 4 | 19 | 24 | 2 | 45 | 11.2 |
| 8. Wofford | 3 | 28 | 11 | 5 | 44 | 14.7 |
| 9. The Citadel | 3 | 21 | 17 | 2 | 40 | 13.3 |

2009 Southern Conference
Team Statistics Through games of Oct 19, 2009
(Conference games)



| OPPONENT 1ST DOWNS | G | Rush | Pass | Pen | Total | Avg/G |
|----------------------|---|------|------|-----|-------|-------|
| 1. Elon | 3 | 10 | 17 | 4 | 31 | 10.3 |
| 2. Appalachian State | 3 | 28 | 15 | 6 | 49 | 16.3 |
| 3. Georgia Southern | 4 | 21 | 29 | 7 | 57 | 14.2 |
| 4. Chattanooga | 4 | 36 | 21 | 5 | 62 | 15.5 |
| 5. Wofford | 3 | 28 | 33 | 2 | 63 | 21.0 |
| 6. Samford | 4 | 23 | 39 | 4 | 66 | 16.5 |
| 7. The Citadel | 3 | 33 | 32 | 2 | 67 | 22.3 |
| 8. Western Carolina | 4 | 40 | 40 | 4 | 84 | 21.0 |
| 9. Furman | 4 | 27 | 53 | 4 | 85 | 21.2 |

| PENALTIES | G | No. | Yards | Avg/G |
|----------------------|---|-----|-------|-------|
| 1. Chattanooga | 4 | 18 | 163 | 40.8 |
| 2. Furman | 4 | 20 | 167 | 41.8 |
| 3. Wofford | 3 | 15 | 126 | 42.0 |
| 4. Samford | 4 | 18 | 169 | 42.2 |
| 5. The Citadel | 3 | 15 | 128 | 42.7 |
| 6. Elon | 3 | 18 | 171 | 57.0 |
| 7. Western Carolina | 4 | 26 | 243 | 60.8 |
| 8. Georgia Southern | 4 | 33 | 298 | 74.5 |
| 9. Appalachian State | 3 | 24 | 245 | 81.7 |

| 3RD-DOWN CONVERSIONS | G | Conv. | Att. | Pct. |
|----------------------|---|-------|------|------|
| 1. Elon | 3 | 23 | 51 | 45.1 |
| 2. Samford | 4 | 31 | 70 | 44.3 |
| 3. Wofford | 3 | 17 | 40 | 42.5 |
| 4. Chattanooga | 4 | 22 | 53 | 41.5 |
| 5. Georgia Southern | 4 | 24 | 63 | 38.1 |
| 6. Western Carolina | 4 | 20 | 54 | 37.0 |
| 7. Furman | 4 | 18 | 50 | 36.0 |
| 8. Appalachian State | 3 | 13 | 37 | 35.1 |
| 9. The Citadel | 3 | 12 | 43 | 27.9 |

| OPPONENT PENALTIES | G | No. | Yards | Avg/G |
|----------------------|---|-----|-------|-------|
| 1. Wofford | 3 | 18 | 225 | 75.0 |
| 2. Furman | 4 | 23 | 248 | 62.0 |
| 3. Samford | 4 | 28 | 246 | 61.5 |
| 4. Elon | 3 | 23 | 184 | 61.3 |
| 5. Chattanooga | 4 | 22 | 208 | 52.0 |
| 6. The Citadel | 3 | 16 | 155 | 51.7 |
| 7. Appalachian State | 3 | 15 | 138 | 46.0 |
| 8. Western Carolina | 4 | 20 | 174 | 43.5 |
| 9. Georgia Southern | 4 | 22 | 132 | 33.0 |

| OPP 3RD-DN CONVERT | G | Conv. | Att. | Pct. |
|----------------------|---|-------|------|------|
| 1. Elon | 3 | 7 | 45 | 15.6 |
| 2. Georgia Southern | 4 | 15 | 59 | 25.4 |
| 3. Western Carolina | 4 | 17 | 57 | 29.8 |
| 4. Samford | 4 | 20 | 49 | 40.8 |
| 5. Wofford | 3 | 17 | 40 | 42.5 |
| 6. Appalachian State | 3 | 21 | 47 | 44.7 |
| 7. Furman | 4 | 28 | 60 | 46.7 |
| 8. The Citadel | 3 | 23 | 44 | 52.3 |
| 9. Chattanooga | 4 | 32 | 60 | 53.3 |

| TIME OF POSSESSION | G | Total possession | Average/game |
|----------------------|---|------------------|--------------|
| 1. Elon | 3 | 100:17 | 33:25 |
| 2. Georgia Southern | 4 | 131:27 | 32:51 |
| 3. Chattanooga | 4 | 125:42 | 31:25 |
| 4. Samford | 4 | 123:49 | 30:57 |
| 5. Appalachian State | 3 | 88:43 | 29:34 |
| 6. The Citadel | 3 | 87:37 | 29:12 |
| 7. Furman | 4 | 114:55 | 28:43 |
| 8. Western Carolina | 4 | 108:04 | 27:01 |
| 9. Wofford | 3 | 79:16 | 26:25 |

| 4TH-DOWN CONVERSIONS | G | Conv. | Att. | Pct. |
|----------------------|---|-------|------|-------|
| 1. Furman | 4 | 4 | 4 | 100.0 |
| 2. Samford | 4 | 5 | 8 | 62.5 |
| 3. Appalachian State | 3 | 3 | 5 | 60.0 |
| 4. Chattanooga | 4 | 5 | 10 | 50.0 |
| The Citadel | 3 | 3 | 6 | 50.0 |
| Georgia Southern | 4 | 3 | 6 | 50.0 |
| Elon | 3 | 1 | 2 | 50.0 |
| 8. Wofford | 3 | 3 | 10 | 30.0 |
| 9. Western Carolina | 4 | 1 | 5 | 20.0 |

| TURNOVER MARGIN | G | Gained | | | Lost | | | Margin | Per/G |
|----------------------|---|--------|-----|-----|------|-----|-----|--------|-------|
| | | Fum | Int | Tot | Fum | Int | Tot | | |
| 1. Appalachian State | 3 | 2 | 3 | 5 | 1 | 0 | 1 | +4 | 1.33 |
| 2. Furman | 4 | 3 | 5 | 8 | 3 | 1 | 4 | +4 | 1.00 |
| Chattanooga | 4 | 4 | 4 | 8 | 3 | 1 | 4 | +4 | 1.00 |
| Elon | 3 | 3 | 5 | 8 | 3 | 2 | 5 | +3 | 1.00 |
| 5. Georgia Southern | 4 | 5 | 3 | 8 | 3 | 3 | 6 | +2 | 0.50 |
| 6. Samford | 4 | 1 | 2 | 3 | 1 | 3 | 4 | -1 | -0.25 |
| 7. The Citadel | 3 | 2 | 0 | 2 | 1 | 2 | 3 | -1 | -0.33 |
| 8. Western Carolina | 4 | 2 | 0 | 2 | 4 | 5 | 9 | -7 | -1.75 |
| 9. Wofford | 3 | 1 | 0 | 1 | 4 | 5 | 9 | -8 | -2.67 |

| OPP 4TH-DN CONVERT | G | Conv. | Att. | Pct. |
|---------------------|---|-------|------|------|
| 1. Samford | 4 | 0 | 3 | 0.0 |
| 2. Furman | 4 | 2 | 7 | 28.6 |
| 3. Chattanooga | 4 | 3 | 8 | 37.5 |
| 4. Georgia Southern | 4 | 3 | 6 | 50.0 |
| Appalachian State | 3 | 2 | 4 | 50.0 |
| The Citadel | 3 | 3 | 6 | 50.0 |
| 7. Western Carolina | 4 | 6 | 10 | 60.0 |
| 8. Elon | 3 | 5 | 7 | 71.4 |
| 9. Wofford | 3 | 4 | 5 | 80.0 |

| RED ZONE OFFENSE | G | Scores | Pct. | TDs | (R-P) | FGs | TurnO |
|----------------------|---|--------|------|-----|-------|-----|-------|
| 1. Georgia Southern | 4 | 13-14 | 92.9 | 9 | 4-5 | 4-4 | 1 |
| 2. Appalachian State | 3 | 11-13 | 84.6 | 6 | 5-1 | 5-6 | 0 |
| 3. Furman | 4 | 16-20 | 80.0 | 10 | 5-5 | 6-7 | 1 |
| Wofford | 3 | 4-5 | 80.0 | 4 | 3-1 | 0-0 | 1 |
| 5. Elon | 3 | 10-13 | 76.9 | 6 | 3-3 | 4-5 | 2 |
| Chattanooga | 4 | 10-13 | 76.9 | 8 | 2-6 | 2-2 | 0 |
| 7. The Citadel | 3 | 4-6 | 66.7 | 3 | 0-3 | 1-2 | 0 |
| 8. Western Carolina | 4 | 5-8 | 62.5 | 4 | 4-0 | 1-1 | 3 |
| 9. Samford | 4 | 9-15 | 60.0 | 6 | 6-0 | 3-4 | 3 |

2009 Southern Conference
 Team Statistics Through games of Oct 19, 2009
 (Conference games)



| RED ZONE DEFENSE | G | Scores | Pct. | TDs | (R-P) | FGs | TurnO |
|----------------------|---|--------|------|-----|-------|------|-------|
| 1. Appalachian State | 3 | 4-6 | 66.7 | 4 | 3-1 | 0-0 | 2 |
| Elon | 3 | 4-6 | 66.7 | 3 | 1-2 | 1-1 | 2 |
| 3. Furman | 4 | 10-14 | 71.4 | 7 | 5-2 | 3-3 | 1 |
| 4. Georgia Southern | 4 | 8-11 | 72.7 | 5 | 2-3 | 3-3 | 3 |
| 5. Chattanooga | 4 | 9-12 | 75.0 | 6 | 4-2 | 3-3 | 2 |
| 6. The Citadel | 3 | 11-14 | 78.6 | 7 | 6-1 | 4-6 | 0 |
| 7. Western Carolina | 4 | 17-21 | 81.0 | 8 | 4-4 | 9-11 | 0 |
| 8. Samford | 4 | 9-11 | 81.8 | 8 | 4-4 | 1-2 | 1 |
| 9. Wofford | 3 | 10-12 | 83.3 | 8 | 3-5 | 2-2 | 0 |

| ON-SIDE KICKS BY | G | Recovered | Attempts | Success% |
|-------------------|---|-----------|----------|----------|
| 1. Chattanooga | 4 | 1 | 2 | 50.0 |
| 2. Elon | 3 | 0 | 0 | 0.0 |
| Furman | 4 | 0 | 0 | 0.0 |
| Georgia Southern | 4 | 0 | 0 | 0.0 |
| The Citadel | 3 | 0 | 0 | 0.0 |
| Western Carolina | 4 | 0 | 0 | 0.0 |
| Samford | 4 | 0 | 0 | 0.0 |
| Wofford | 3 | 0 | 0 | 0.0 |
| Appalachian State | 3 | 0 | 0 | 0.0 |

| ON-SIDE KICKS AGAINST | G | Recovered | Attempts | Success% |
|-----------------------|---|-----------|----------|----------|
| 1. Chattanooga | 4 | 0 | 0 | 0.0 |
| Elon | 3 | 0 | 0 | 0.0 |
| Appalachian State | 3 | 0 | 0 | 0.0 |
| Georgia Southern | 4 | 0 | 0 | 0.0 |
| The Citadel | 3 | 0 | 0 | 0.0 |
| Western Carolina | 4 | 0 | 0 | 0.0 |
| Samford | 4 | 0 | 0 | 0.0 |
| Wofford | 3 | 0 | 0 | 0.0 |
| 9. Furman | 4 | 1 | 2 | 50.0 |

**2009 Southern Conference
Individual Statistics Through games of Oct 19, 2009
(Conference games)**



| RUSHING | | | | | | | | | | |
|--------------------------|----|---|------|-----|------|----|----|-------|--|--|
| | Cl | G | Att. | Yds | Avg. | TD | Lg | Avg/G | | |
| 1. Devon Moore-ASU | Jr | 3 | 68 | 352 | 5.2 | 2 | 48 | 117.3 | | |
| 2. Adam Urbano-GSU | So | 4 | 76 | 360 | 4.7 | 4 | 19 | 90.0 | | |
| 3. Mike Rucker-WOF | Jr | 3 | 27 | 256 | 9.5 | 1 | 65 | 85.3 | | |
| 4. Chris Evans-SAM | Jr | 4 | 83 | 337 | 4.1 | 4 | 23 | 84.2 | | |
| 5. Jamal Shuman-ELON | So | 3 | 31 | 166 | 5.4 | 0 | 30 | 55.3 | | |
| 6. Bryan Fitzgerald-UTC | Sr | 3 | 43 | 161 | 3.7 | 0 | 22 | 53.7 | | |
| 7. Tersoo Uhaa-FUR | So | 4 | 48 | 194 | 4.0 | 5 | 34 | 48.5 | | |
| 8. Darreion Robinson-GSU | Fr | 4 | 36 | 188 | 5.2 | 1 | 24 | 47.0 | | |
| 9. Chris Awuah-UTC | Fr | 4 | 52 | 184 | 3.5 | 1 | 37 | 46.0 | | |
| 10. Jerry Williams-FUR | Fr | 4 | 40 | 180 | 4.5 | 1 | 27 | 45.0 | | |

| PASSING AVG/GAME | | | | | | | | | | |
|--------------------------|----|---|--------------|-----|----|-------|--|--|--|--|
| | Cl | G | Comp-Att-Int | Yds | TD | Avg/G | | | | |
| 1. Armanti Edwards-ASU | Sr | 3 | 68-91-0 | 936 | 4 | 312.0 | | | | |
| 2. Scott Riddle-ELON | Jr | 3 | 78-122-2 | 932 | 4 | 310.7 | | | | |
| 3. B.J. Coleman-UTC | So | 4 | 86-135-1 | 858 | 8 | 214.5 | | | | |
| 4. Jordan Sorrells-FUR | Sr | 4 | 75-123-1 | 788 | 5 | 197.0 | | | | |
| 5. Lee Chapple-GSU | So | 4 | 85-126-3 | 690 | 5 | 172.5 | | | | |
| 6. Dustin Taliaferro-SAM | So | 4 | 80-134-3 | 660 | 0 | 165.0 | | | | |
| 7. Zack Jaynes-WCU | So | 4 | 54-100-5 | 600 | 0 | 150.0 | | | | |
| 8. Bart Blanchard-CIT | Jr | 3 | 34-56-2 | 313 | 4 | 104.3 | | | | |
| 9. Mitch Allen-WOF | So | 3 | 13-26-4 | 259 | 4 | 86.3 | | | | |
| 10. Miguel Starks-CIT | Fr | 3 | 15-24-0 | 101 | 0 | 33.7 | | | | |

| PASS EFFICIENCY | | | | | | | | | | |
|--------------------------|----|---|--------------|-----|----|-------|--|--|--|--|
| | Cl | G | Comp-Att-Int | Yds | TD | Eff. | | | | |
| 1. Armanti Edwards-ASU | Sr | 3 | 68-91-0 | 936 | 4 | 175.6 | | | | |
| 2. Mitch Allen-WOF | So | 3 | 13-26-4 | 259 | 4 | 153.7 | | | | |
| 3. Scott Riddle-ELON | Jr | 3 | 78-122-2 | 932 | 4 | 135.6 | | | | |
| 4. B.J. Coleman-UTC | So | 4 | 86-135-1 | 858 | 8 | 135.2 | | | | |
| 5. Jordan Sorrells-FUR | Sr | 4 | 75-123-1 | 788 | 5 | 126.6 | | | | |
| 6. Bart Blanchard-CIT | Jr | 3 | 34-56-2 | 313 | 4 | 124.1 | | | | |
| 7. Lee Chapple-GSU | So | 4 | 85-126-3 | 690 | 5 | 121.8 | | | | |
| 8. Miguel Starks-CIT | Fr | 3 | 15-24-0 | 101 | 0 | 97.8 | | | | |
| 9. Dustin Taliaferro-SAM | So | 4 | 80-134-3 | 660 | 0 | 96.6 | | | | |
| 10. Zack Jaynes-WCU | So | 4 | 54-100-5 | 600 | 0 | 94.4 | | | | |

| RECEPTIONS/GAME | | | | | | | | | | |
|-------------------------|----|---|-----|-----|----|----|-------|-------|--|--|
| | Cl | G | No. | Yds | TD | Lg | Yds/G | Rec/G | | |
| 1. Terrell Hudgins-ELON | Sr | 3 | 34 | 412 | 2 | 46 | 137.3 | 11.3 | | |
| 2. Blue Cooper-UTC | Sr | 4 | 25 | 201 | 3 | 18 | 50.2 | 6.2 | | |
| 3. Adam Mims-FUR | Jr | 4 | 24 | 194 | 0 | 23 | 48.5 | 6.0 | | |
| 4. CoCo Hillary-ASU | Jr | 3 | 16 | 214 | 0 | 57 | 71.3 | 5.3 | | |
| Andre Roberts-CIT | Sr | 3 | 16 | 138 | 1 | 27 | 46.0 | 5.3 | | |
| 6. Chris Evans-SAM | Jr | 4 | 20 | 102 | 0 | 13 | 25.5 | 5.0 | | |
| 7. Jamere Valentine-GSU | Fr | 4 | 19 | 162 | 2 | 17 | 40.5 | 4.8 | | |
| 8. Brian Quick-ASU | So | 3 | 13 | 311 | 3 | 74 | 103.7 | 4.3 | | |
| Lance Camp-ELON | Jr | 3 | 13 | 163 | 0 | 53 | 54.3 | 4.3 | | |
| Matt Cline-ASU | Sr | 3 | 13 | 118 | 0 | 21 | 39.3 | 4.3 | | |

| RECEIVE YDS/GAME | | | | | | | | | | |
|-------------------------|----|---|-----|-----|----|----|-------|-------|--|--|
| | Cl | G | No. | Yds | TD | Lg | Avg/C | Yds/G | | |
| 1. Terrell Hudgins-ELON | Sr | 3 | 34 | 412 | 2 | 46 | 12.1 | 137.3 | | |
| 2. Brian Quick-ASU | So | 3 | 13 | 311 | 3 | 74 | 23.9 | 103.7 | | |
| 3. CoCo Hillary-ASU | Jr | 3 | 16 | 214 | 0 | 57 | 13.4 | 71.3 | | |
| 4. Chris Pitchford-UTC | Jr | 4 | 17 | 262 | 2 | 54 | 15.4 | 65.5 | | |
| 5. Sean Jeffcoat-ELON | Jr | 3 | 12 | 191 | 1 | 55 | 15.9 | 63.7 | | |
| 6. Marquel Pittman-WCU | Jr | 4 | 13 | 235 | 0 | 44 | 18.1 | 58.8 | | |
| 7. Lance Camp-ELON | Jr | 3 | 13 | 163 | 0 | 53 | 12.5 | 54.3 | | |
| 8. Blue Cooper-UTC | Sr | 4 | 25 | 201 | 3 | 18 | 8.0 | 50.2 | | |
| 9. Jonathan Lowery-SAM | Sr | 4 | 13 | 195 | 0 | 39 | 15.0 | 48.8 | | |
| 10. Adam Mims-FUR | Jr | 4 | 24 | 194 | 0 | 23 | 8.1 | 48.5 | | |

| TOTAL OFFENSE | | | | | | | | | | |
|--------------------------|----|---|------|------|-------|-------|-------|--|--|--|
| | Cl | G | Rush | Pass | Plays | Total | Yds/G | | | |
| 1. Armanti Edwards-ASU | Sr | 3 | 114 | 936 | 128 | 1050 | 350.0 | | | |
| 2. Scott Riddle-ELON | Jr | 3 | 25 | 932 | 137 | 957 | 319.0 | | | |
| 3. Jordan Sorrells-FUR | Sr | 4 | 45 | 788 | 134 | 833 | 208.2 | | | |
| 4. B.J. Coleman-UTC | So | 4 | -37 | 858 | 147 | 821 | 205.2 | | | |
| 5. Dustin Taliaferro-SAM | So | 4 | 27 | 660 | 175 | 687 | 171.8 | | | |
| 6. Lee Chapple-GSU | So | 4 | -64 | 690 | 151 | 626 | 156.5 | | | |
| 7. Zack Jaynes-WCU | So | 4 | 5 | 600 | 127 | 605 | 151.2 | | | |
| 8. Mitch Allen-WOF | So | 3 | 102 | 259 | 57 | 361 | 120.3 | | | |
| 9. Devon Moore-ASU | Jr | 3 | 352 | 0 | 68 | 352 | 117.3 | | | |
| 10. Bart Blanchard-CIT | Jr | 3 | 21 | 313 | 75 | 334 | 111.3 | | | |

| SCORING | | | | | | | | | | |
|------------------------|----|---|----|----|-----|-----|-----|-------|--|--|
| | Cl | G | TD | FG | XPT | 2XP | Pts | Pts/G | | |
| 1. Jason Vitaris-ASU | Jr | 3 | 0 | 8 | 10 | 0 | 34 | 11.3 | | |
| 2. Adam Shreiner-ELON | Fr | 3 | 0 | 7 | 7 | 0 | 28 | 9.3 | | |
| 3. Armanti Edwards-ASU | Sr | 3 | 4 | 0 | 0 | 0 | 24 | 8.0 | | |
| 4. Adrian Mora-GSU | So | 4 | 0 | 7 | 10 | 0 | 31 | 7.8 | | |
| Matthew Cesari-FUR | Sr | 4 | 0 | 7 | 10 | 0 | 31 | 7.8 | | |
| 6. Tersoo Uhaa-FUR | So | 4 | 5 | 0 | 0 | 0 | 30 | 7.5 | | |
| 7. Craig Camay-UTC | Sr | 4 | 0 | 5 | 11 | 0 | 26 | 6.5 | | |
| 8. Dion Wilson-WCU | Fr | 3 | 3 | 0 | 0 | 0 | 18 | 6.0 | | |
| Adam Urbano-GSU | So | 4 | 4 | 0 | 0 | 0 | 24 | 6.0 | | |
| Brian Quick-ASU | So | 3 | 3 | 0 | 0 | 0 | 18 | 6.0 | | |

| SCORING (TDs) | | | | | | | | | | |
|------------------------|----|---|----|-----|------|-----|-----|-----|-------|--|
| | Cl | G | TD | Run | Pass | Ret | Pat | Pts | Avg/G | |
| 1. Armanti Edwards-ASU | Sr | 3 | 4 | 4 | 0 | 0 | 0 | 24 | 8.0 | |
| 2. Tersoo Uhaa-FUR | So | 4 | 5 | 5 | 0 | 0 | 0 | 30 | 7.5 | |
| 3. Dion Wilson-WCU | Fr | 3 | 3 | 3 | 0 | 0 | 0 | 18 | 6.0 | |
| Chris Evans-SAM | Jr | 4 | 4 | 4 | 0 | 0 | 0 | 24 | 6.0 | |
| Brian Quick-ASU | So | 3 | 3 | 0 | 3 | 0 | 0 | 18 | 6.0 | |
| Adam Urbano-GSU | So | 4 | 4 | 4 | 0 | 0 | 0 | 24 | 6.0 | |
| 7. Blue Cooper-UTC | Sr | 4 | 3 | 0 | 3 | 0 | 0 | 18 | 4.5 | |
| Chris Truss-FUR | Sr | 4 | 3 | 0 | 3 | 0 | 0 | 18 | 4.5 | |
| 9. Justice Joslin-WOF | Sr | 3 | 2 | 0 | 2 | 0 | 0 | 12 | 4.0 | |
| Terrell Hudgins-ELON | Sr | 3 | 2 | 0 | 2 | 0 | 0 | 12 | 4.0 | |

| SCORING (KICK) | | | | | | | | | | |
|-----------------------|----|---|-------|------|-----|-------|--|--|--|--|
| | Cl | G | PAT | FG | Pts | Avg/G | | | | |
| 1. Jason Vitaris-ASU | Jr | 3 | 10-10 | 8-10 | 34 | 11.3 | | | | |
| 2. Adam Shreiner-ELON | Fr | 3 | 7-9 | 7-9 | 28 | 9.3 | | | | |
| 3. Matthew Cesari-FUR | Sr | 4 | 10-13 | 7-8 | 31 | 7.8 | | | | |
| Adrian Mora-GSU | So | 4 | 10-10 | 7-8 | 31 | 7.8 | | | | |
| 5. Craig Camay-UTC | Sr | 4 | 11-11 | 5-6 | 26 | 6.5 | | | | |
| 6. Sam Keeler-CIT | So | 3 | 5-5 | 3-7 | 14 | 4.7 | | | | |
| 7. Cameron Yaw-SAM | Fr | 4 | 4-4 | 4-6 | 16 | 4.0 | | | | |
| 8. Christian Reed-WOF | Fr | 3 | 8-9 | 0-0 | 8 | 2.7 | | | | |
| 9. Blake Bostic-WCU | Jr | 4 | 4-4 | 2-2 | 10 | 2.5 | | | | |

| PUNT RETURN AVG | | | | | | | | | | |
|--------------------------|----|---|-----|-----|----|------|-------|--|--|--|
| | Cl | G | No. | Yds | TD | Long | Avg/G | | | |
| 1. Adam Mims-FUR | Jr | 4 | 4 | 50 | 0 | 25 | 12.5 | | | |
| 2. Karlos Sullivan-ELON | Sr | 3 | 6 | 49 | 0 | 28 | 8.2 | | | |
| 3. Jamere Valentine-GSU | Fr | 4 | 4 | 32 | 0 | 30 | 8.0 | | | |
| 4. Ronnie Wiggins-GSU | Sr | 4 | 4 | 27 | 0 | 11 | 6.8 | | | |
| 5. Travaris Cadet-ASU | So | 3 | 10 | 58 | 0 | 16 | 5.8 | | | |
| 6. Richie Fordham-SAM | So | 4 | 6 | 30 | 0 | 12 | 5.0 | | | |
| 7. George Richardson-WCU | Fr | 4 | 4 | 7 | 0 | 15 | 1.8 | | | |

| KICK RETURN AVG | | | | | | | | | | |
|--------------------------|----|---|-----|-----|----|------|-------|--|--|--|
| | Cl | G | No. | Yds | TD | Long | Avg/G | | | |
| 1. CoCo Hillary-ASU | Jr | 3 | 6 | 156 | 0 | 34 | 26.0 | | | |
| 2. Jamal Shuman-ELON | So | 3 | 7 | 150 | 0 | 41 | 21.4 | | | |
| 3. Kevin Hardy-CIT | So | 3 | 13 | 278 | 0 | 58 | 21.4 | | | |
| 4. George Richardson-WCU | Fr | 4 | 18 | 369 | 0 | 34 | 20.5 | | | |
| 5. Buster Skrine-UTC | Jr | 4 | 10 | 185 | 0 | 33 | 18.5 | | | |
| 6. Mike Rucker-WOF | Jr | 3 | 9 | 144 | 0 | 32 | 16.0 | | | |

2009 Southern Conference
Individual Statistics Through games of Oct 19, 2009
(Conference games)



| ALL PURPOSE | | Cl | G | Rush | Rcv | PR | KR | Yds | Avg/G |
|--------------------------|----|----|-----|------|-----|-----|-----|-------|-------|
| 1. Devon Moore-ASU | Jr | 3 | 352 | 115 | 0 | 0 | 467 | 155.7 | |
| 2. Terrell Hudgins-ELON | Sr | 3 | 0 | 412 | 0 | 0 | 412 | 137.3 | |
| 3. Mike Rucker-WOF | Jr | 3 | 256 | 4 | 0 | 144 | 404 | 134.7 | |
| 4. Adam Urbano-GSU | So | 4 | 360 | 157 | 0 | 0 | 517 | 129.2 | |
| 5. CoCo Hillary-ASU | Jr | 3 | 0 | 214 | 0 | 156 | 370 | 123.3 | |
| 6. Jamal Shuman-ELON | So | 3 | 166 | 45 | 0 | 150 | 361 | 120.3 | |
| 7. Chris Evans-SAM | Jr | 4 | 337 | 102 | 0 | 0 | 439 | 109.8 | |
| 8. Brian Quick-ASU | So | 3 | 0 | 311 | 0 | 0 | 311 | 103.7 | |
| 9. George Richardson-WCU | Fr | 4 | 10 | 26 | 7 | 369 | 412 | 103.0 | |
| 10. Kevin Hardy-CIT | So | 3 | 0 | 14 | 0 | 278 | 292 | 97.3 | |

| PUNTING | | Cl | G | No. | Yds | Lg | I20 | 50+ | TB | Avg. |
|------------------------|----|----|----|-----|-----|----|-----|-----|------|------|
| 1. Chris Tommie-WOF | Sr | 3 | 11 | 495 | 60 | 2 | 1 | 1 | 45.0 | |
| 2. Bob Hooper-SAM | Jr | 4 | 22 | 975 | 59 | 5 | 5 | 2 | 44.3 | |
| 3. Cass Couey-CIT | Fr | 3 | 16 | 659 | 55 | 4 | 4 | 1 | 41.2 | |
| 4. Sam Martin-ASU | Fr | 3 | 11 | 441 | 74 | 6 | 1 | 2 | 40.1 | |
| 5. Scott Riddle-ELON | Jr | 3 | 16 | 628 | 47 | 4 | 0 | 1 | 39.2 | |
| 6. Trent Hawk-FUR | Sr | 4 | 19 | 726 | 56 | 8 | 3 | 0 | 38.2 | |
| 7. Charlie Edwards-GSU | So | 4 | 22 | 840 | 62 | 5 | 3 | 1 | 38.2 | |
| 8. Blake Cain-WCU | So | 4 | 21 | 799 | 49 | 1 | 0 | 2 | 38.0 | |
| 9. Mike Hammons-UTC | So | 4 | 14 | 518 | 53 | 4 | 1 | 2 | 37.0 | |

| FIELD GOALS | | Cl | G | Made | Att. | Long | Pct. | FG/G |
|-----------------------|----|----|---|------|------|-------|------|------|
| 1. Jason Vitaris-ASU | Jr | 3 | 8 | 10 | 49 | 80.0 | 2.67 | |
| 2. Adam Shreiner-ELON | Fr | 3 | 7 | 9 | 43 | 77.8 | 2.33 | |
| 3. Adrian Mora-GSU | So | 4 | 7 | 8 | 50 | 87.5 | 1.75 | |
| Matthew Cesari-FUR | Sr | 4 | 7 | 8 | 46 | 87.5 | 1.75 | |
| 5. Craig Camay-UTC | Sr | 4 | 5 | 6 | 42 | 83.3 | 1.25 | |
| 6. Cameron Yaw-SAM | Fr | 4 | 4 | 6 | 47 | 66.7 | 1.00 | |
| Sam Keeler-CIT | So | 3 | 3 | 7 | 50 | 42.9 | 1.00 | |
| 8. Blake Bostic-WCU | Jr | 4 | 2 | 2 | 44 | 100.0 | 0.50 | |

| FIELD GOAL PCT | | Cl | G | Made | Att. | Long | Pct. |
|-----------------------|----|----|---|------|------|------|------|
| 1. Adrian Mora-GSU | So | 4 | 7 | 8 | 50 | 87.5 | |
| Matthew Cesari-FUR | Sr | 4 | 7 | 8 | 46 | 87.5 | |
| 3. Craig Camay-UTC | Sr | 4 | 5 | 6 | 42 | 83.3 | |
| 4. Jason Vitaris-ASU | Jr | 3 | 8 | 10 | 49 | 80.0 | |
| 5. Adam Shreiner-ELON | Fr | 3 | 7 | 9 | 43 | 77.8 | |
| 6. Cameron Yaw-SAM | Fr | 4 | 4 | 6 | 47 | 66.7 | |
| 7. Sam Keeler-CIT | So | 3 | 3 | 7 | 50 | 42.9 | |

| PAT KICKING PCT | | Cl | G | Made | Att. | Pct. |
|------------------------|----|----|----|------|-------|------|
| 1. Craig Camay-UTC | Sr | 4 | 11 | 11 | 100.0 | |
| Jason Vitaris-ASU | Jr | 3 | 10 | 10 | 100.0 | |
| Adrian Mora-GSU | So | 4 | 10 | 10 | 100.0 | |
| 4. Christian Reed-WOF | Fr | 3 | 8 | 9 | 88.9 | |
| 5. Adam Shreiner-ELON | Fr | 3 | 7 | 9 | 77.8 | |
| 6. Matthew Cesari-FUR | Sr | 4 | 10 | 13 | 76.9 | |

2009 Southern Conference
Individual Statistics Through games of Oct 19, 2009
(Conference games)



| TACKLES (All positions) | | | | | | | SACKS | | | | | | | | |
|--------------------------|----|---|-----|------|-----|-------|-------|------------------------|----|---|-----|------|-----|-------|-------|
| | Cl | G | Pos | Solo | Ast | Total | Avg/G | | Cl | G | Pos | Solo | Ast | Total | Avg/G |
| 1. Kadarron Anderson-FUR | So | 4 | LB | 34 | 30 | 64 | 16.0 | 1. Josh Beard-UTC | Sr | 4 | | 5 | 0 | 5.0 | 1.25 |
| 2. Adrian McLeod-WCU | Sr | 4 | LB | 25 | 24 | 49 | 12.2 | 2. Andre Campbell-ELON | Sr | 3 | DL | 3 | 1 | 3.5 | 1.17 |
| 3. D.J. Smith-ASU | Jr | 3 | LB | 13 | 22 | 35 | 11.7 | Eric Ludwig-ELON | Sr | 3 | DL | 3 | 1 | 3.5 | 1.17 |
| 4. Chris Collins-WCU | Sr | 4 | DB | 26 | 18 | 44 | 11.0 | 4. Brent Russell-GSU | Fr | 4 | DL | 3 | 0 | 3.0 | 0.75 |
| 5. Jordon Gilmore-CIT | Sr | 3 | LB | 17 | 15 | 32 | 10.7 | Markeith Wylie-GSU | Sr | 4 | DL | 3 | 0 | 3.0 | 0.75 |
| 6. Bryce Smith-SAM | Sr | 4 | LB | 24 | 15 | 39 | 9.8 | 6. Ameet Pall-WOF | So | 3 | DL | 3 | 0 | 3.0 | 1.00 |
| 7. Keaton Thompson-WOF | Jr | 3 | LB | 18 | 9 | 27 | 9.0 | 7. Terrence Reese-CIT | Sr | 3 | DL | 2 | 0 | 2.0 | 0.67 |
| 8. Joseph Thornton-UTC | Sr | 4 | | 23 | 11 | 34 | 8.5 | Alex Goltry-WOF | So | 3 | DL | 2 | 0 | 2.0 | 0.67 |
| Chris Wiley-FUR | So | 4 | LB | 16 | 18 | 34 | 8.5 | 9. Chris Collins-WCU | Sr | 4 | DB | 2 | 0 | 2.0 | 0.50 |
| 10. Joshua Jones-ELON | So | 3 | LB | 9 | 16 | 25 | 8.3 | 10. Khirey Walker-ELON | So | 3 | DL | 2 | 0 | 2.0 | 0.67 |
| 11. Ryan Consiglio-UTC | Fr | 4 | | 21 | 10 | 31 | 7.8 | Keaton Thompson-WOF | Jr | 3 | LB | 2 | 0 | 2.0 | 0.67 |
| 12. Ricky Schwarz-WCU | So | 3 | LB | 10 | 13 | 23 | 7.7 | 12. Demery Brewer-ASU | So | 3 | DL | 1 | 1 | 1.5 | 0.50 |
| 13. Tommy Irvin-WOF | Jr | 3 | DB | 15 | 7 | 22 | 7.3 | Brandon Ward-ELON | Jr | 3 | DL | 1 | 1 | 1.5 | 0.50 |
| Justin Lloyd-ASU | Fr | 3 | LB | 11 | 11 | 22 | 7.3 | Jordan Daniel-ELON | Sr | 3 | DL | 1 | 1 | 1.5 | 0.50 |
| 15. Jordan Griffin-FUR | So | 4 | CB | 16 | 12 | 28 | 7.0 | 15. Erik Peterson-SAM | Jr | 4 | DE | 1 | 0 | 1.0 | 0.25 |
| Angelo Brown-WCU | Jr | 4 | DB | 20 | 8 | 28 | 7.0 | Rumiko Forrester-SAM | Sr | 4 | DE | 1 | 0 | 1.0 | 0.25 |
| 17. Brandon Wiggins-ELON | Jr | 3 | LB | 3 | 17 | 20 | 6.7 | Joshua Williams-UTC | Fr | 4 | | 1 | 0 | 1.0 | 0.25 |
| Jacque Roman-ASU | Sr | 3 | LB | 10 | 10 | 20 | 6.7 | Chris Wiley-FUR | So | 4 | LB | 1 | 0 | 1.0 | 0.25 |
| 19. Dion DuBose-GSU | So | 4 | LB | 14 | 12 | 26 | 6.5 | Nick Craig-UTC | So | 4 | | 1 | 0 | 1.0 | 0.25 |
| Steven Smigelsky-UTC | Sr | 4 | | 19 | 7 | 26 | 6.5 | 20. Terell Wilson-ELON | Jr | 3 | DB | 1 | 0 | 1.0 | 0.33 |
| 21. Nolan Ward-ELON | Sr | 3 | | 7 | 12 | 19 | 6.3 | | | | | | | | |
| 22. Thomas Broussard-SAM | Jr | 4 | DB | 19 | 6 | 25 | 6.2 | | | | | | | | |
| 23. Ryan Steed-FUR | So | 4 | CB | 17 | 7 | 24 | 6.0 | | | | | | | | |
| Dale Riley-ELON | Fr | 3 | LB | 7 | 11 | 18 | 6.0 | | | | | | | | |
| 25. Jordan Tippit-UTC | So | 4 | | 14 | 9 | 23 | 5.8 | | | | | | | | |
| Mitchell Bell-WCU | Jr | 4 | DB | 16 | 7 | 23 | 5.8 | | | | | | | | |
| 27. Blake Wylie-WOF | Fr | 3 | DB | 10 | 7 | 17 | 5.7 | | | | | | | | |
| Lanston Tanyi-ASU | So | 3 | DL | 8 | 9 | 17 | 5.7 | | | | | | | | |
| Sean Thompson-SAM | So | 3 | LB | 10 | 7 | 17 | 5.7 | | | | | | | | |
| Demetrius Jackson-CIT | Jr | 3 | DB | 8 | 9 | 17 | 5.7 | | | | | | | | |
| Dewitt Jones-CIT | Sr | 3 | DL | 7 | 10 | 17 | 5.7 | | | | | | | | |
| 32. Antoine George-WCU | Sr | 4 | DB | 15 | 7 | 22 | 5.5 | | | | | | | | |
| Nathan Wade-FUR | Fr | 4 | | 15 | 7 | 22 | 5.5 | | | | | | | | |
| 34. Mark LeGree-ASU | Jr | 3 | DB | 10 | 6 | 16 | 5.3 | | | | | | | | |
| Rod Harland-CIT | So | 3 | DB | 8 | 8 | 16 | 5.3 | | | | | | | | |
| Jabari Fletcher-ASU | Jr | 3 | DL | 9 | 7 | 16 | 5.3 | | | | | | | | |
| 37. Abram Scott-WCU | Jr | 4 | DB | 15 | 6 | 21 | 5.2 | | | | | | | | |
| Josh Beard-UTC | Sr | 4 | | 17 | 4 | 21 | 5.2 | | | | | | | | |
| 39. J.D. Dothard-UTC | So | 4 | | 14 | 6 | 20 | 5.0 | | | | | | | | |
| Max Lerner-FUR | Jr | 4 | | 10 | 10 | 20 | 5.0 | | | | | | | | |
| Darius Eubanks-GSU | Fr | 4 | DB | 14 | 6 | 20 | 5.0 | | | | | | | | |
| Cortez Gilbert-ASU | Sr | 3 | DB | 6 | 9 | 15 | 5.0 | | | | | | | | |
| Jeremy Buncum-CIT | So | 3 | LB | 7 | 8 | 15 | 5.0 | | | | | | | | |
| Tolu Akindele-CIT | So | 3 | LB | 6 | 9 | 15 | 5.0 | | | | | | | | |
| 45. Ty Levie-SAM | Sr | 4 | SS | 14 | 5 | 19 | 4.8 | | | | | | | | |
| 46. Gary Blount-WOF | Sr | 3 | LB | 11 | 3 | 14 | 4.7 | | | | | | | | |
| 47. Corey White-SAM | So | 4 | | 11 | 7 | 18 | 4.5 | | | | | | | | |
| Justin Brown-FUR | Sr | 4 | | 8 | 10 | 18 | 4.5 | | | | | | | | |
| C.J. Brown-SAM | Sr | 4 | LB | 11 | 7 | 18 | 4.5 | | | | | | | | |
| Laron Scott-GSU | So | 4 | DB | 16 | 2 | 18 | 4.5 | | | | | | | | |

| TACKLES FOR LOSS | | | | | | | |
|---------------------------|----|---|-----|------|-----|-------|-------|
| | Cl | G | Pos | Solo | Ast | Total | Avg/G |
| 1. Chris Collins-WCU | Sr | 4 | DB | 6 | 1 | 6.5 | 1.62 |
| 2. Markeith Wylie-GSU | Sr | 4 | DL | 5 | 1 | 5.5 | 1.38 |
| 3. Gene Singletary-WCU | Sr | 4 | DL | 5 | 0 | 5.0 | 1.25 |
| Josh Beard-UTC | Sr | 4 | | 5 | 0 | 5.0 | 1.25 |
| 5. Brent Russell-GSU | Fr | 4 | DL | 4 | 1 | 4.5 | 1.12 |
| 6. Eric Ludwig-ELON | Sr | 3 | DL | 3 | 3 | 4.5 | 1.50 |
| Andre Campbell-ELON | Sr | 3 | DL | 4 | 1 | 4.5 | 1.50 |
| 8. C.J. Brown-SAM | Sr | 4 | LB | 3 | 3 | 4.5 | 1.12 |
| 9. Terrence Reese-CIT | Sr | 3 | DL | 4 | 0 | 4.0 | 1.33 |
| 10. Rumiko Forrester-SAM | Sr | 4 | DE | 4 | 0 | 4.0 | 1.00 |
| 11. Chris Wiley-FUR | So | 4 | LB | 3 | 1 | 3.5 | 0.88 |
| Kadarron Anderson-FUR | So | 4 | LB | 2 | 3 | 3.5 | 0.88 |
| 13. Tommy Irvin-WOF | Jr | 3 | DB | 3 | 0 | 3.0 | 1.00 |
| 14. Bryce Smith-SAM | Sr | 4 | LB | 2 | 2 | 3.0 | 0.75 |
| 15. Ameet Pall-WOF | So | 3 | DL | 3 | 0 | 3.0 | 1.00 |
| Keaton Thompson-WOF | Jr | 3 | LB | 3 | 0 | 3.0 | 1.00 |
| 17. Darius Eubanks-GSU | Fr | 4 | DB | 3 | 0 | 3.0 | 0.75 |
| Ryan Consiglio-UTC | Fr | 4 | | 3 | 0 | 3.0 | 0.75 |
| 19. Kyle Anderson-CIT | Jr | 3 | DL | 3 | 0 | 3.0 | 1.00 |
| 20. John Michael Clay-SAM | Jr | 4 | DL | 2 | 2 | 3.0 | 0.75 |

2009 Southern Conference
Individual Statistics Through games of Oct 19, 2009
(Conference games)



| PASSES DEFENDED | | Cl | G | BrUp | Int. | Total | Avg/G |
|------------------------|------------------------|----|---|------|------|-------|-------|
| 1. | Ryan Steed-FUR | So | 4 | 5 | 2 | 7 | 1.75 |
| 2. | Darrell Pasco-GSU | Sr | 4 | 4 | 2 | 6 | 1.50 |
| 3. | Joshua Jones-ELON | So | 3 | 2 | 2 | 4 | 1.33 |
| | Ed Gainey-ASU | So | 3 | 3 | 1 | 4 | 1.33 |
| | Mark LeGree-ASU | Jr | 3 | 2 | 2 | 4 | 1.33 |
| 6. | Jordan Tippit-UTC | So | 4 | 2 | 3 | 5 | 1.25 |
| 7. | Karlos Sullivan-ELON | Sr | 3 | 1 | 2 | 3 | 1.00 |
| 8. | Max Lerner-FUR | Jr | 4 | 1 | 2 | 3 | 0.75 |
| | Corey White-SAM | So | 4 | 2 | 1 | 3 | 0.75 |
| | Bryce Smith-SAM | Sr | 4 | 2 | 1 | 3 | 0.75 |
| | Chris Lewis-Harris-UTC | So | 4 | 3 | 0 | 3 | 0.75 |
| 12. | Joseph Boateng-CIT | Fr | 3 | 2 | 0 | 2 | 0.67 |
| | Cortez Gilbert-ASU | Sr | 3 | 2 | 0 | 2 | 0.67 |
| | D.J. Smith-ASU | Jr | 3 | 2 | 0 | 2 | 0.67 |
| | Travis Greene-ELON | Jr | 3 | 2 | 0 | 2 | 0.67 |
| 16. | Nathan Wade-FUR | Fr | 4 | 2 | 0 | 2 | 0.50 |
| | Laron Scott-GSU | So | 4 | 2 | 0 | 2 | 0.50 |
| | Jamael Lett-SAM | Jr | 4 | 2 | 0 | 2 | 0.50 |
| | Mitchell Bell-WCU | Jr | 4 | 2 | 0 | 2 | 0.50 |
| | Jordan Griffin-FUR | So | 4 | 2 | 0 | 2 | 0.50 |

| INTERCEPTIONS | | Cl | G | No. | Yds | TD | Long | Avg/G |
|----------------------|----------------------|----|---|-----|-----|----|------|-------|
| 1. | Jordan Tippit-UTC | So | 4 | 3 | 56 | 0 | 21 | 0.75 |
| 2. | Mark LeGree-ASU | Jr | 3 | 2 | 28 | 0 | 15 | 0.67 |
| | Karlos Sullivan-ELON | Sr | 3 | 2 | 14 | 1 | 14 | 0.67 |
| 4. | Max Lerner-FUR | Jr | 4 | 2 | 48 | 1 | 43 | 0.50 |
| | Ryan Steed-FUR | So | 4 | 2 | 12 | 0 | 8 | 0.50 |
| | Darrell Pasco-GSU | Sr | 4 | 2 | 5 | 0 | 5 | 0.50 |
| 7. | Ed Gainey-ASU | So | 3 | 1 | 54 | 0 | 54 | 0.33 |
| | Joshua Jones-ELON | So | 3 | 1 | 48 | 0 | 48 | 0.33 |
| | Nolan Ward-ELON | Sr | 3 | 1 | 0 | 0 | 0 | 0.33 |
| 10. | Chris Wiley-FUR | So | 4 | 1 | 4 | 0 | 4 | 0.25 |

| FUMBLES FORCED | | Cl | G | No. | Avg/G |
|-----------------------|----------------------|----|---|-----|-------|
| 1. | Ryan Steed-FUR | So | 4 | 2 | 0.50 |
| 2. | Jabari Fletcher-ASU | Jr | 3 | 1 | 0.33 |
| | Blake Wylie-WOF | Fr | 3 | 1 | 0.33 |
| | Mark LeGree-ASU | Jr | 3 | 1 | 0.33 |
| 5. | Laron Scott-GSU | So | 4 | 1 | 0.25 |
| | Charles Johnson-WCU | Jr | 4 | 1 | 0.25 |
| | Tony Swafford-UTC | Sr | 4 | 1 | 0.25 |
| | Antoine George-WCU | Sr | 4 | 1 | 0.25 |
| | Joseph Thornton-UTC | Sr | 4 | 1 | 0.25 |
| | Thomas Broussard-SAM | Jr | 4 | 1 | 0.25 |

| FUMBLES RECOVERED | | Cl | G | No. | Avg/G |
|--------------------------|----------------------|----|---|-----|-------|
| 1. | Tavaris Williams-GSU | So | 4 | 2 | 0.50 |
| 2. | Jabari Fletcher-ASU | Jr | 3 | 1 | 0.33 |
| | D.J. Smith-ASU | Jr | 3 | 1 | 0.33 |
| | Demarrio Sims-CIT | Fr | 3 | 1 | 0.33 |
| | Blake Wylie-WOF | Fr | 3 | 1 | 0.33 |
| | Jordon Gilmore-CIT | Sr | 3 | 1 | 0.33 |
| | Brandon Wiggins-ELON | Jr | 3 | 1 | 0.33 |
| | Travis Greene-ELON | Jr | 3 | 1 | 0.33 |
| | Jordan Daniel-ELON | Sr | 3 | 1 | 0.33 |
| 10. | Abram Scott-WCU | Jr | 4 | 1 | 0.25 |