

Southern Conference Men's Basketball

702 North Pine Street, Spartanburg, SC 29303 • 864-591-5100 • Fax: 864-591-3448
Phil Perry, Assistant Commissioner for Media Relations (MBK contact)



2017-18

#SoConHoops

facebook.com/SouthernConference

twitter.com/SoConSports

instagram.com/SouthernConference

2017-18 SoCON MEN'S BASKETBALL STANDINGS — (AS OF MARCH 18)

	Conference					Overall					
	W-L	Pct.	H	A	ST	W-L	Pct.	H	A	N	ST
UNCG	15-3	.833	9-0	6-3	W3	27-8	.771	16-1	8-6	3-1	L1
ETSU	14-4	.778	6-3	8-1	L3	25-9	.735	12-4	11-4	2-1	L1
Furman	13-5	.722	7-2	6-3	W6	23-10	.697	13-3	7-6	3-1	L1
Wofford	11-7	.611	6-3	5-4	L1	21-13	.618	12-5	7-7	2-1	L2
Mercer	11-7	.611	6-3	5-4	W8	19-14	.576	11-3	7-8	1-3	W1
Western Carolina	8-10	.444	5-4	3-6	W1	13-19	.406	8-5	3-12	2-2	L1
Samford	6-12	.333	4-5	2-7	L1	10-22	.313	8-6	2-15	0-1	L2
The Citadel	5-13	.278	3-6	2-7	L2	11-21	.344	8-8	3-12	0-1	L1
VMI	4-14	.222	2-7	2-7	W1	9-21	.300	6-8	3-13	0-0	L1
Chattanooga	3-15	.167	3-6	0-9	L5	10-23	.303	8-8	1-14	1-1	L1

NOTES FROM AROUND THE SoCON

• Three Southern Conference teams – Mercer, UNCG and Wofford – earned postseason invites, giving the league multiple teams in postseason play for the 10th consecutive year. This year marks the eighth in the last 10 seasons with at least three SoCon teams in postseason play.

• Mercer, which accepted a bid to the College Basketball Invitational, is in the postseason for the sixth time in the last seven seasons. The Bears last appeared in the CBI in 2015, when they reached the quarterfinals.

• The Bears earned a 78-73 win at Grand Canyon University in the first round of the CBI on March 14, getting 21 points each from Jordan Strawberry and Ross Cummings. Mercer also saw the return of senior guard Ria'n Holland, who had been out with injury since Jan. 18.

• Mercer heads to Denton, Texas, to take on Conference USA's North Texas on Monday. The Mean Green is 16-17 overall and went 8-10 in league play to tie for seventh.

• Mercer is a veteran squad led by three seniors who have reached the 1,000-point threshold for their careers this season in Stephon Jelks, Strawberry and Demetre Rivers. Jelks is the SoCon's active leader with 830 career rebounds.

• SoCon teams are 6-8 (.429) in the CBI since College of Charleston made the league's first appearance in 2009, the second year of the tournament's existence.

• In the NCAA tournament, UNCG fell to No. 4 seed Gonzaga, 68-64. The Spartans held a two-point lead in the final two minutes of the game but saw the Bulldogs rally for the win.

• UNCG won its first SoCon tournament since 2001 to earn its first NCAA bid in 17 years. The Spartans made their third NCAA appearance at the Division I level (1996) and their third straight postseason appearance, as they earned an NIT bid last year and played in the College Basketball Invitational in 2016.

• UNCG's 13 seed was the highest in school history. The Spartans, then members of the Big South Conference,

were a No. 15 seed in 1996 when they fell to No. 2 seed Cincinnati. In its first NCAA appearance as a SoCon squad, UNCG was a No. 16 seed in 2001, when it lost to No. 1 seed Stanford.

• The Spartans are led by SoCon Coach of the Year Wes Miller. Sophomore James Dickey was named the league's Defensive Player of the Year, while junior guard Francis Alonso was a first-team all-conference selection and the Most Outstanding Player of the SoCon tournament.

• UNCG is ranked seventh nationally in the Collegelinsider.com Mid-Major Top 25.

• The Southern Conference is now 31-76 (.290) all-time in NCAA tournament play, with the current members sitting 8-35 (.186) as league members. The last time a SoCon team advanced out of the first round was in 2008, when Davidson made a memorable run to the Elite Eight behind sophomore Stephen Curry.

• Wofford accepted a bid to the Collegelinsider.com Postseason Tournament and made its fifth Division I postseason appearance, all of which have come in the last nine years. The Terriers were playing in the CIT for the first time.

• The Terriers, who earned a first-round bye, fell 98-94 to Central Michigan on Friday. Fletcher Magee scored a game-high 37 points for Wofford, going 8-for-14 from 3-point range.

• Magee, the SoCon media's player of the year, is one of the premier 3-point shooters in SoCon history. Already fourth in league history in career makes, Magee has made at least one 3 in 52 straight contests, is sixth in SoCon history in career 3-point percentage and is fifth in NCAA Division I single-season history with 148 3s this season. For more info, see page 5 of these notes.

• SoCon teams are 6-11 (.353) in the CIT since 2009, when The Citadel competed in the inaugural tournament. The SoCon has seen teams reach the semifinals of the tournament twice, with Appalachian State doing so in 2010 and Furman matching the feat last season.

POSTSEASON SCHEDULE (ALL TIMES EASTERN)

Wednesday, March 14 (ESPN3)
College Basketball Invitational
(Phoenix, Ariz.)
Mercer 78, Grand Canyon 73

Thursday, March 15 (TNT)
NCAA Championship first and second rounds
(Boise, Idaho)
No. 4 seed Gonzaga 68, No. 13 seed UNCG 64

Friday, March 16 (CBS Sports Digital)
Collegelinsider.com Postseason Tournament
(Spartanburg, S.C.)
Central Michigan 98, Wofford 94

Monday, March 19
College Basketball Invitational
(campus sites)
Mercer at North Texas 8 p.m.

SoCON CHAMPIONSHIP RECAP

ASHEVILLE, N.C. – UNCG won its first Southern Conference title since 2001 with a 62-47 triumph over ETSU on March 5 at the U.S. Cellular Center. The Spartans avenged their loss to the Bucs in last year's title game of the Southern Conference Men's Basketball Championship presented by General Shale.

Demetrius Troy and Jordy Kuiper led UNCG with 13 points apiece. Janan McCloud paced the Bucs with 15 points and eight rebounds.

ETSU held a slim 28-27 advantage with 18:16 to go on a Mladen Armus free throw. UNCG scored 10 straight before McCloud made the Bucs' first basket after intermission at the 12:04 mark. He went coast-to-coast after a defensive stop to make it a five-point game, 37-32.

The Spartans methodically put it away from there. The lead stayed in the six- to nine-point range over the next five minutes. McCloud's layup with 6:16 left cut it to six once again, 45-39.

UNCG clamped down on the defensive end, allowing just two field goals the rest of the way. James Dickey's layup was followed by a Kuiper jumped to get the lead to double figures, 51-40, at 4:40. It got no closer than nine the rest of the way.

Friday, March 2 (ESPN3)
(8) The Citadel 78, (9) VMI 70
(10) Chattanooga 89, (7) Samford 79

Saturday, March 3 (ESPN3)
(1) UNCG 72, (8) The Citadel 58
(5) Wofford 73, (4) Mercer 53
(2) ETSU 77, (10) Chattanooga 59
(3) Furman 97, (6) Western Carolina 73

Sunday, March 4 (ESPN3)
(1) UNCG 56, (5) Wofford 55
(2) ETSU 63, (3) Furman 52

Monday, March 5 (ESPN2)
(1) UNCG 62, (2) ETSU 47

2018 Southern Conference Men's Basketball Championship

presented by General Shale

March 2-5 • U.S. Cellular Center • Asheville, N.C.



**FRIDAY
MARCH 2**

**SATURDAY
MARCH 3**

**SUNDAY
MARCH 4**

**MONDAY
MARCH 5**

No. 8 The Citadel

Session 1, Game 1
March 2, 5 p.m.

ESPN 3

No. 9 VMI

No. 8 The Citadel, 78-70

Session 2, Game 3
March 3, 12 p.m.

ESPN 3

No. 1 UNCG

No. 4 Mercer

Session 2, Game 4
March 3, 2:30 p.m.

ESPN 3

No. 5 Wofford

No. 1 UNCG, 72-58

Session 4, Game 7
March 4, 4 p.m.

ESPN 3

No. 5 Wofford, 73-53

No. 1 UNCG, 56-55

CHAMPIONSHIP GAME
Session 5, Game 9
March 5, 9 p.m.

ESPN 2

No. 1 UNCG, 62-47

No. 7 Samford

Session 1, Game 2
March 2, 7:30 p.m.

ESPN 3

No. 10 Chattanooga

No. 10 Chattanooga, 89-79

Session 3, Game 5
March 3, 6 p.m.

ESPN 3

No. 2 ETSU

No. 3 Furman

Session 3, Game 6
March 3, 8:30 p.m.

ESPN 3

No. 6 Western Carolina

No. 2 ETSU, 77-59

Session 4, Game 8
March 4, 6:30 p.m.

ESPN 3

No. 3 Furman, 97-73

No. 2 ETSU, 63-52

Most Outstanding Player
Francis Alonso, UNCG

Pinnacle Award
(highest GPA on championship-winning team)
Justin Jordan, UNCG

All-Tournament First Team
Desonta Bradford, ETSU
Jalan McCloud, ETSU
Francis Alonso, UNCG
Demetrius Troy, UNCG
Makinde London, Chattanooga

All-Tournament Second Team
Zane Najdawi, The Citadel
Jordan Lyons, Furman
James Dickey, UNCG
Nathan Hoover, Wofford
Cameron Jackson, Wofford



PRESENTED BY: **General Shale**

SOUTHERN CONFERENCE HONORS

ALL-SOUTHERN CONFERENCE

Coaches

Player of the Year
Desonta Bradford, ETSU

Freshman of the Year
Bo Hodges, G, ETSU

Defensive Player of the Year
James Dickey, UNCG

Coach of the Year
Wes Miller, UNCG

First team all-conference
Zane Najdawi, The Citadel
Desonta Bradford, ETSU
Devin Sibley, Furman
Francis Alonso, UNCG
Fletcher Magee, Wofford

Second team all-conference
Jalan McCloud, ETSU
James Dickey, UNCG
Justin Coleman, Samford
Mike Amius, WCU
Cameron Jackson, Wofford

Third team all-conference
Daniel Fowler, Furman
Matt Rafferty, Furman
Jordan Strawberry, Mercer
Marvin Smith, UNCG
Demetrius Denzel-Dyson, Samford

All-freshman team
Mladen Armus, ETSU
Bo Hodges, ETSU
Isaiah Miller, UNCG
Bubba Parham, VMI
Storm Murphy, Wofford

Media

**Malcolm U. Pitt
Player of the Year**
Fletcher Magee, Wofford

Freshman of the Year
Bubba Parham, G, VMI

Anton Foy Coach of the Year
Wes Miller, UNCG

First team all-conference
Zane Najdawi, The Citadel
Desonta Bradford, ETSU
Devin Sibley, Furman
Francis Alonso, UNCG
Fletcher Magee, Wofford

Second team all-conference
Stephon Jelks, Mercer
Jordan Strawberry, Mercer
James Dickey, UNCG
Marvin Smith, UNCG
Demetrius Denzel-Dyson, Samford
Cameron Jackson, Wofford

Third team all-conference
Jalan McCloud, ETSU
Daniel Fowler, Furman
Matt Rafferty, Furman
Justin Coleman, Samford
Mike Amius, WCU

All-freshman team
Bo Hodges, ETSU
Isaiah Miller, UNCG
Bubba Parham, VMI
Matt Halvorsen, WCU
Storm Murphy, Wofford



**Player of the Year
(Coaches)**
Desonta Bradford, ETSU



**Malcolm U. Pitt
Player of the Year (Media)**
Fletcher Magee, Wofford




**Defensive Player of the
Year (Coaches)**
James Dickey, UNCG

**Freshman of the Year
(Coaches)**
Bo Hodges, ETSU



**Freshman of the Year
(Media)**
Bubba Parham, VMI



**Coach of the Year
(Consensus)**
Wes Miller, UNCG



Preseason predictions

The Mercer Bears were the preseason favorites to win the league in balloting of the SoCon's 10 head coaches, while Furman was the media's pick to win the conference in 2017-18. The Paladins' Devin Sibley, the defending SoCon Player of the Year, was the preseason selection to win that award again in 2017-18.

Preseason Player of the Year
Devin Sibley, Sr., G, Furman

Preseason All-Southern Conference Team
Preston Parks, So., G, The Citadel
Desonta Bradford, Sr., G, ETSU
Daniel Fowler, Sr., G, Furman
Devin Sibley, Sr., G, Furman
Ria'n Holland, Sr., G, Mercer
Francis Alonso, Jr., G, UNCG
Demetrius Denzel-Dyson, Sr., F, Samford
Wyatt Walker, Jr., C, Samford
Cameron Jackson, Jr., F, Wofford
Fletcher Magee, Jr., G, Wofford

Coaches poll

Team (1st)	Total
1. Mercer (4)	71
2. Samford (3)	70
3. Furman (1)	65
4. ETSU (2)	64
5. UNCG	52
6. Wofford	43
7. The Citadel	27
Chattanooga	27
9. Western Carolina	22
10. VMI	9

Media poll

Team (1st)	Total
1. Furman (8)	197
2. Samford (4)	184
3. UNCG (4)	183
4. ETSU (4)	178
5. Wofford (2)	165
6. Mercer (2)	154
7. Chattanooga	97
8. The Citadel	70
9. Western Carolina	66
10. VMI	26

SoCon PLAYERS OF THE WEEK

Nov. 14	Ria'n Holland, Sr., G, Mercer
Nov. 21	Fletcher Magee, Jr., G, Wofford
Nov. 28	Devin Sibley, Sr., G, Furman
Dec. 5	Francis Alonso, Jr., G, UNCG
Dec. 12	Fletcher Magee, Jr., G, Wofford
Dec. 19	Marvin Smith, Sr., F, UNCG
Jan. 2	Cameron Jackson, Jr., F, Wofford
Jan. 9	Peter Jurkin, Sr., C, ETSU
Jan. 16	Zane Najdawi, Jr., F, The Citadel
Jan. 23	Justin Coleman, Jr., G, Samford
Jan. 30	Desonta Bradford, Sr., G, ETSU
Feb. 6	Zane Najdawi, Jr., F, The Citadel
Feb. 13	James Dickey, So., F, UNCG
Feb. 20	Fletcher Magee, Jr., G, Wofford
Feb. 26	Andrew Brown, Jr., G, Furman

SoCon PLAYERS OF THE MONTH

November	Fletcher Magee, Jr., G, Wofford
December	Fletcher Magee, Jr., G, Wofford
January	Desonta Bradford, Sr., G, ETSU
February	Fletcher Magee, Jr., G, Wofford

CONFERENCE NEWS AND NOTES

Coaching milestones

Three league coaches have reached career win milestones this season. Mercer coach Bob Hoffman earned his 500th career victory Jan. 18, UNCG coach Wes Miller got win No. 100 on Jan. 24 and Western Carolina coach Larry Hunter notched his 700th career win Feb. 3, becoming one of just 40 NCAA men's basketball coaches with 700 victories.

1,000-point scorers

There are 12 active SoCon players who have hit the 1,000-point milestone for their careers. Furman senior Devin Sibley, Samford senior Christen Cunningham and Wofford junior Fletcher Magee entered the season over 1,000 for their careers, and another nine players have joined the club this season.

Players to reach 1,000 career points this season (date, opponent):

Francis Alonso, UNCG	Nov. 20	Delaware	Jordan Strawberry, MER	Feb. 1	Furman
Daniel Fowler, FUR	Dec. 30	VMI	Zane Najdawi, CIT	Feb. 1	Wofford
Desonta Bradford, ETSU	Jan. 13	VMI	Demetrius Denzel-Dyson, SAM	Feb. 17	Furman
Stephon Jelks, MER	Jan. 20	UNCG	Demetre Rivers, MER	Feb. 20	Western Carolina
Marvin Smith, UNCG	Feb. 1	VMI			

Magee's double figures streak

Wofford's Fletcher Magee was held to just nine points in the Terriers' 73-53 win over Mercer in the quarterfinal round of the SoCon Championship presented by General Shale, ending what had been the second-longest active double-digit scoring streak in NCAA Division I at 76 games.

Record-breaking performance

Samford junior Justin Coleman dished off a school-record 15 assists in the Bulldogs' 89-79 loss to Chattanooga in the first round of the SoCon Men's Basketball Championship presented by General Shale on March 2. Coleman's total was also good for a tournament record, supplanting the 13 assists by VMI's Richard Little on March 7, 2003.

Sharpshooting Bulldogs

The Citadel finished second in Division I with 397 made 3-pointers last season, a SoCon record. The Bulldogs followed that up with 386 3-pointers this season, the second-most in a season in SoCon history. The Citadel has now posted the top three 3-point totals in league history in the last three seasons, as it previously set the SoCon record with 363 in 2015-16.

Versatile in the Volunteer State

ETSU's Desonta Bradford and Chattanooga's Makinde London are the only two players in the SoCon to rank in the top 10 in the league in both scoring and rebounding. Bradford is fourth in scoring (15.4 points per game) and ninth in rebounding (5.8 rebounds per game), while London is ninth in scoring (13.6) and fourth in rebounding (6.9).

WINNING STREAKS

ETSU's 16-game overall winning streak that spanned from December to February was the second-longest in the SoCon in the last 10 seasons, trailing only Davidson's 17-game streak in 2012-13. The all-time record is 25, set by College of Charleston in 1998-99 and matched by Davidson in 2007-08. The 16 straight wins matched ETSU's school record and was the longest active streak in the nation when it came to an end.

Consecutive overall wins (last 10 seasons)

School	Games	Season
Davidson	17	2012-13
ETSU	16	2017-18
Davidson	13	2013-14
Wofford	13	2009-10
The Citadel	11	2008-09
Davidson	10	2008-09
Furman	10	2016-17
Chattanooga	10	2013-14

The Bucs won 13 consecutive league games to open their SoCon slate this season, a mark that ranks seventh in SoCon history.

Consecutive conference wins (regular-season)

School	Games	Season
West Virginia	44	1956-60
Davidson	43	2007-09
North Carolina	34	1923-25
Davidson	27	1968-71
Davidson	23	1963-64
College of Charleston	19	1998-00
ETSU	13	2017-18
The Citadel	11	2008-09

SOCON COACHING RECORDS

Coach, school	Career (yrs.)	School (yrs.)	SoCon (yrs.)
Duggar Baucom, The Citadel	184-223 (13)	33-64 (3)	19-53 (4)
Steve Forbes, ETSU	76-29 (3)	Same	42-12 (3)
Bob Richey, Furman	23-11 (1)	Same	13-5 (1)
Bob Hoffman, Mercer	509-299 (24)	198-144 (10)	40-32 (4)
Wes Miller, UNCG	112-110 (7)	Same	68-53 (7)
Scott Padgett, Samford	57-76 (4)	Same	24-48 (4)
Lamont Paris, Chattanooga	10-23 (1)	Same	3-15 (1)
Dan Earl, VMI	24-66 (3)	Same	11-43 (3)
Larry Hunter, Western Carolina	702-453 (38)	193-229 (13)	112-120 (13)
Mike Young, Wofford	269-239 (16)	Same	157-124 (16)

MID-MAJOR TOP 25 (MARCH 12)

The Southern Conference has two teams ranked in the CollegeInsider.com Mid-Major Top 25 this week.

CollegeInsider.com Mid-Major Top 25

Rank	School (1st-place)	Record	Points	LW	Conf.
1.	Gonzaga (31)	30-4	775	1	West Coast
2.	Loyola Chicago	28-5	738	3	Missouri Valley
3.	South Dakota State	28-6	703	4	Summit
4.	Murray State	26-5	641	5	Ohio Valley
5.	Saint Mary's	28-5	626	2	West Coast
6.	New Mexico State	28-5	597	8	WAC
7.	UNCG	27-7	591	10	Southern
8.	Buffalo	26-8	552	13	Mid-American
9.	Charleston	26-7	545	11	Colonial
10.	Louisiana	27-6	464	7	Sun Belt
11.	Montana	26-7	438	14	Big Sky
12.	South Dakota	26-8	432	6	Summit
13.	Bucknell	25-9	431	15	Patriot
14.	Stephen F. Austin	28-6	370	23	Southland
15.	Vermont	27-7	328	9	America East
16.	ETSU	25-9	290	12	Southern
17.	BYU	24-10	289	17	West Coast
18.	Penn	24-8	227	20	Ivy League
19.	Northeastern	23-10	172	18	Colonial
20.	Wright State	25-9	161	21	Horizon
21.	Belmont	24-9	108	16	Ohio Valley
22.	Georgia State	24-10	107	NR	Sun Belt
23.	UC Santa Barbara	23-9	104	19	Big West
24.	UMBC	24-10	67	NR	America East
25.	Northern Kentucky	22-9	62	24	Horizon

Others receiving votes: Lipscomb 58, Toledo 40, UC Davis 34, Harvard 31, Cal State Fullerton 17, Iona 15, Radford 12, Utah Valley 11, **Furman 10**, Eastern Michigan 8, FGCU 6, Southern Illinois 6, Idaho 4, Rider 4, Nichols State 2, UT Arlington 2, Wagner 2, Grambling 1, Grand Canyon 1, Hampton 1, Hartford 1, North Carolina Central 1, Northern Colorado 1, Southeastern Louisiana 1, William & Mary 1, **Wofford 1**.

THE SOCON VS. RANKED TEAMS

Wofford's 79-75 win over No. 5 North Carolina on Dec. 20 was its first ever over a ranked opponent and the SoCon's first over a top-25 team since College of Charleston beat No. 21 Baylor on Nov. 24, 2012, by a score of 63-59. It was the league's first win over a top-five opponent since CofC beat No. 3 North Carolina on Dec. 5, 1998.

Southern Conference ranked wins since 1997-98

SoCon	Opp.	Score	Date
Wofford	#5 North Carolina	79-75	12/20/17
Col. of Charleston	#21 Baylor	63-59	11/24/12
Davidson	#12 Kansas	80-74	12/19/11
Col. of Charleston	#9 North Carolina	82-79 (OT)	1/4/10
#23 Davidson	#24 Gonzaga	82-76	3/21/08
#23 Davidson	#8 Georgetown	74-70	3/23/08
#23 Davidson	#6 Wisconsin	73-56	3/28/08
Col. of Charleston	#3 North Carolina	66-64	12/5/98

ACTIVE SoCON CAREER LEADERS - (SoCON CAREER RANK)

Points scored

1,817	Devin Sibley, Furman, Sr.
1,807	Fletcher Magee, Wofford, Jr.
1,510	Francis Alonso, UNCG, Jr.
1,283	Christen Cunningham, Samford, Sr.
1,256	Desonta Bradford, ETSU, Sr.

Points scored per game

18.25	Fletcher Magee, Wofford, Jr.
17.65	Ria'n Holland, Mercer, Sr.
15.69	Demetrius Denzel-Dyson, Samford, Sr.
14.52	Francis Alonso, UNCG, Jr.
13.56	Devin Sibley, Furman, Sr.

Field-goal percentage (min. 240 made)

.594	Desmond Ringer, Mercer, R-Sr.
.588	Cameron Jackson, Wofford, Sr.
.580	Wyatt Walker, Samford, Jr.
.550	Matt Rafferty, Furman, Jr.
.483	Zane Najdawi, The Citadel, Jr.

3-point field goals made

351	Fletcher Magee, Wofford, Jr.	(4)
298	Francis Alonso, UNCG, Jr.	(7)
220	Matt Frierson, The Citadel, Jr.	
210	Devin Sibley, Furman, Sr.	
200	Marvin Smith, UNCG, Sr.	

3-point field-goal percentage (min. 120 made)

.443	Fletcher Magee, Wofford, Jr.	(6)
.440	Demetrius Denzel-Dyson, Samford, Sr.	(7)
.430	Triston Chambers, Samford, So.	
.423	Andrew Brown, Furman, Jr.	
.418	Francis Alonso, UNCG, Jr.	

Free-throw percentage (min. 110 made)

.907	Fletcher Magee, Wofford, Jr.	(1)
.867	Francis Alonso, UNCG, Jr.	(6)
.862	Demetre Rivers, Mercer, Sr.	(9)
.861	Jordan Strawberry, Mercer, Sr.	(11)
.840	Ria'n Holland, Mercer, Sr.	

Rebounds

838	Stephon Jelks, Mercer, Sr.
576	Marvin Smith, UNCG, Sr.
553	Matt Rafferty, Furman, Jr.
549	Marc Gosselin, Western Carolina, Jr.
536	Daniel Fowler, Furman, Sr.

Rebounds per game (min. 280 rebounds)

7.81	Wyatt Walker, Samford, Jr.
7.79	James Dickey, UNCG, So.
6.66	Matt Rafferty, Furman, Jr.
6.45	Stephon Jelks, Mercer, Sr.
5.72	Marc Gosselin, Western Carolina, Jr.

Blocked shots

140	Zane Najdawi, The Citadel, Jr.
115	Fred Iruafemi, VMI, Sr.
114	James Dickey, UNCG, So.
90	Cameron Jackson, Wofford, Sr.
84	Eric Adams, Samford, R-Sr.

Steals

153	Daniel Fowler, Furman, Sr.
146	Desonta Bradford, ETSU, Sr.
128	John Davis III, Furman, Sr.
117	Josh Sharkey, Samford, So.
116	Cameron Jackson, Wofford, Sr.

Assists

514	Christen Cunningham, Samford, Sr.
492	Jordan Strawberry, Mercer, Sr.
369	Daniel Fowler, Furman, Sr.
349	Desonta Bradford, ETSU, Sr.
310	Demetrius Troy, UNCG, Jr.

Assists per game (min. 150 assists)

6.56	Justin Coleman, Samford, R-Jr.
4.67	Christen Cunningham, Samford, Sr.
4.58	Josh Sharkey, Samford, So.
3.98	Frankie Johnson, The Citadel, So.
3.73	Jordan Strawberry, Mercer, Sr.

TRIPLE THREATS – SoCON 3-POINT PROWESS

• The Citadel finished its season averaging 12.1 made 3-pointers per game, which is second in NCAA Division I. Wofford is fifth in 3-point percentage at 41.3.

• Wofford junior guard Fletcher Magee finished his season first in DI with 148 made 3-pointers and second at 4.35 made 3s per game. Citadel junior Matt Frierson is seventh at 114 total 3s and sixth at 3.56 per game, while UNCG junior Francis Alonso is ninth with 111 total 3s and 19th at 3.17 per game.

• Magee is sixth in SoCon annals with a career 3-point percentage of 44.3, while Samford senior guard Demetrius Denzel-Dyson is seventh all-time at 44.0 percent (see chart at right).

• Magee has 351 career 3s, good for fourth in SoCon history (see chart at right), and Alonso (298) is seventh. Magee is currently seven back of third-place Donald Sims of Appalachian State (358), while Alonso is one back of Wofford's Ian Chadwick (299).

• Five SoCon student-athletes have streaks of at least 10 games with a made 3-pointer. Magee leads the way with at least one made 3 in 52 consecutive games and has made at least one in 95 of his 99 career games.

Consecutive games with a 3-pointer

Player, school	'17-18	'16-17	Total
Fletcher Magee, Wofford	34	18	52
Matt Frierson, The Citadel	32	6	38
Francis Alonso, UNCG	33	x	33
Bubba Parham, VMI	25	x	25
Austin Vereen, VMI	10	x	10

• With 148 made 3s this season, Magee finished second on the SoCon's single-season chart, trailing only Stephen Curry's NCAA-record 162 in 2007-08 in SoCon history. Magee's total is fifth in a season in NCAA Division I history.

Frierson is 10th in SoCon history with 114, while Alonso is tied for 13th place, just three 3-pointers behind him.

Single-season 3-pointers, SoCon history

162	Stephen Curry, Davidson	2007-08
148	Fletcher Magee, Wofford	2017-18
135	Stephen McDowell, Chattanooga	2008-09
131	Andrew Goudelock, Col. of Charleston	2010-11
130	Keith Veney, Marshall	1996-97
130	Stephen Curry, Davidson	2008-09
123	Donald Sims, Appalachian State	2009-10
122	Stephen Curry, Davidson	2006-07
118	Keddric Mays, Chattanooga	2006-07
114	Matt Frierson, The Citadel	2017-18
112	Fletcher Magee, Wofford	2016-17
111	Keith Veney, Marshall	1995-96
111	Francis Alonso, UNCG	2017-18

Single-season 3-pointers, NCAA history

162	Stephen Curry, Davidson	2007-08
158	Darrin Fitzgerald, Butler	1986-87
155	Akeem Richmond, East Carolina	2013-14
152	Freddie Banks, UNLV	1986-87
148	Fletcher Magee, Wofford	2017-18
147	David Holston, Chicago State	2008-09
147	Travis Bader, Oakland	2013-14
147	Buddy Hield, Oklahoma	2015-16
146	Randy Rutherford, Oklahoma St.	1994-95
145	Robert McKiver, Houston	2007-08

SoCON RECORD BOOK

Coaching victories at SoCon school

1.	447	Bob McKillop, DAV	1992-2014
2.	269	Mike Young, WOF	2002-present
3.	243	Mack McCarthy, UTC	1985-97
		Burton Shiple, MD	1923-47
5.	230	Bill Reinhart, GW	1935-42; 49-66
6.	226	Eddie Cameron, Duke	1928-42
		Bobby Cremins, APP, CofC	1975-81; 2006-12
8.	223	Lyles Alley, FUR	1945-49; 50-66
9.	213	Les Robinson, CIT, ETSU	1974-90
10.	205	Murray Greason, WF	1935-53
11.	194	Norman Shepard, UNC, DAV	1923-24; 37-49
12.	193	Larry Hunter, WCU	2005-18*
13.	187	Everett Case, NCSU	1946-53
14.	176	Lefty Driesell, DAV	1960-69

* stepped down at conclusion of WCU's season

Coaching wins per season (min. two seasons)

	Avg. Wins	Yrs.		
1.	26.7	187	7	Everett Case, NCSU 1946-53
2.	26.0	52	2	Ben Carnevale, UNC 1944-46
3.	25.3	76	3	Steve Forbes, ETSU 2015-pr.
4.	24.3	146	6	Fred Schaus, WVU 1954-60
5.	23.8	95	4	John Kresse, CofC 1998-02

Career 3-point field goals made

1.	414	Stephen Curry, DAV	2006-09
2.	396	Andrew Goudelock, CofC	2007-11
3.	358	Donald Sims, APP	2007-11
4.	351	Fletcher Magee, WOF	2015-pr.
5.	312	Karl Cochran, WOF	2011-15
6.	299	Ian Chadwick, WOF	1997-01
7.	298	Francis Alonso, UNCG	2015-pr.
8.	295	Zach Urbanus, CIT	2007-11
9.	278	Jake Robinson, WCU	2006-10
10.	273	Eric Webb, FUR	2004-07

Career 3-point percentage (min. 120 made)

Pct.	3FG-3FGA		
1.	49.3	223-452	Keith Jennings, ETSU 1989-91
2.	45.2	126-279	Alan Puckett, CIT 1999-02
3.	45.1	146-324	Shawn Reid, FUR 1984-88
4.	44.7	159-356	Brandon Born, UTC 1991-95
5.	44.5	154-346	Derek Rucker, DAV 1985-88
6.	44.3	351-792	Fletcher Magee, WOF 2015-pr.
7.	44.0	166-377	D. Denzel-Dyson, SAM 2016-pr.
8.	44.0	131-298	David Donerlson, WCU 1989-90
9.	43.4	190-438	Peter Anderer, DAV 2000-03
10.	43.2	189-437	Kemp Phillips, APP 1987-90

Career free-throw percentage (min. 200 made)

Pct.	FT-FTA		
1.	90.7	292-322	Fletcher Magee, WOF 2015-pr.
2.	89.3	358-401	Nik Cochran, DAV 2009-13
3.	89.2	545-611	Donald Sims, APP 2007-11
4.	88.9	281-316	Chad Copeland, UTC 1993-94
5.	87.6	479-857	Stephen Curry, DAV 2007-09
6.	86.7	280-323	Francis Alonso, UNCG 2015-pr.
7.	86.6	214-247	Johnny Mitchell, VMI 1967-69
8.	86.4	260-301	Greg White, MAR 1978-81
9.	86.2	200-232	Demetre Rivers, MER 2014-pr.
10.	86.1	490-569	Keith Jennings, ETSU 1988-91
11.	86.1	248-288	Jordan Strawberry, MER 2014-pr.
12.	85.6	554-647	Greg Dennis, WCU 1979-82

Blocked shots (game)

1.	13	Fessor Leonard, FUR vs. St. Peter's	1/9/74
...			
9.	8	Omar Roland, MAR vs. WCU	1989-90
	8	Scott VanSchaardenburg, CIT vs. Duke	1/16/91
	8	Ricky Nedd, APP vs. Tenn. Tech	12/6/93
	8	Kirill Misyuchenko, CIT vs. GSU	2/12/06
	8	Jeremy Clayton, APP vs. UTC	1/17/08
	8	Andrew Fisher, MER vs. UTC	2/8/16
8	8	James Dickey, UNCG vs. ETSU	2/12/18

SoCon Specialty Stats Season Leaders

40-point games	Ovr.	SoCon
Fletcher Magee, WOF	1	1

30-point games	Ovr.	SoCon
Fletcher Magee, WOF	6	2
Francis Alonzo, UNCG	3	0
Zane Najdawi, CIT	2	2
Ria'n Holland, MER	2	0
Matt Frierson, CIT	1	1
Desonta Bradford, ETSU	1	1
Triston Chambers, SAM	1	1
Nat Dixon, UTC	1	1
Makale Foreman, UTC	1	1

20-point games	Ovr.	SoCon
Fletcher Magee, WOF	21	11
Devin Sibley, FUR	10	3
Francis Alonzo, UNCG	10	6
Demetrius Denzel-Dyson, SAM	10	6
Zane Najdawi, CIT	9	8
Desonta Bradford, ETSU	8	4
Makinde London, UTC	8	3
Ria'n Holland, MER	7	1
Bubba Parham, VMI	7	5
Nat Dixon, UTC	6	6
Jalan McCloud, ETSU	5	3
Jordan Strawberry, MER	5	3
Rodney Chatman, UTC	5	3
Mike Amius, WCU	5	4
Matt Frierson, CIT	4	3
Ross Cummings, MER	4	3
Demetre Rivers, MER	4	3
Justin Coleman, SAM	4	3
Alex Thompson, SAM	4	2
Eric Adams, SAM	3	3
Austin Vereen, VMI	3	1
Nathan Hoover, WOF	3	2
Cameron Jackson, WOF	3	1
Devontavius Payne, ETSU	2	1
Andrew Brown, FUR	2	2
John Davis III, FUR	2	0
Desmond Ringer, MER	2	2
Marvin Smith, UNCG	2	2
Triston Chambers, SAM	2	2
Makale Foreman, UTC	2	2
Devin Peterson, WCU	2	1
Hayden Brown, CIT	1	0
Preston Parks, CIT	1	0
Alex Reed, CIT	1	1
Kaiden Rice, CIT	1	1
Tariq Simmons, CIT	1	0
Quayson Williams, CIT	1	0
Bo Hodges, ETSU	1	0
Daniel Fowler, FUR	1	1
Jordan Lyons, FUR	1	1
Matt Rafferty, FUR	1	0
Stephon Jelks, MER	1	0
Josh Sharkey, SAM	1	1
Matt Halvorsen, WCU	1	1
Deriece Parks, WCU	1	0
Marcus Thomas, WCU	1	0
Trevor Stumpe, WOF	1	1

15-rebound games	Ovr.	SoCon
Makinde London, UTC	3	1
Matt Rafferty, FUR	1	0

10-rebound games	Ovr.	SoCon
James Dickey, UNCG	10	4
Stephon Jelks, MER	9	5
Matt Rafferty, FUR	7	3
Marc Gosselin, WCU	7	5
Mladen Armus, ETSU	5	3
Desmond Ringer, MER	5	5
Eric Adams, SAM	5	3
Joshua Phillips, UTC	5	5
David Burrell, ETSU	4	1
Makinde London, UTC	4	1
Cameron Jackson, WOF	4	1
Zane Najdawi, CIT	3	3
Desonta Bradford, ETSU	3	1
Peter Jurkin, ETSU	3	2
Devin Sibley, FUR	3	2
Mike Amius, WCU	3	3

10-rebound games (cont.)	Ovr.	SoCon
Marvin Smith, UNCG	2	1
Demetrius Denzel-Dyson, SAM	2	1
James Lewis Jr., UTC	2	1
Tyler Creammer, VMI	2	1
Austin Vereen, VMI	2	1
Kaelon Harris, CIT	1	1
Derek Webster Jr., CIT	1	0
Jalen Williams, FUR	1	0
Jordan Strawberry, MER	1	0
Kyrin Galloway, UNCG	1	0
Jordy Kuiper, UNCG	1	0
Alex Thompson, SAM	1	1
Garrett Gilkeson, VMI	1	1
Keve Aluma, WOF	1	0
Derrick Brooks, WOF	1	1
Trevor Stumpe, WOF	1	1

15-assist games	Ovr.	SoCon
Justin Coleman, SAM	1	0

10-assist games	Ovr.	SoCon
Justin Coleman, SAM	5	3
Demetrius Troy, UNCG	2	2
Frankie Johnson, CIT	1	1
Josh Sharkey, SAM	1	1
Rodney Chatman, UTC	1	0

5-block games	Ovr.	SoCon
James Dickey, UNCG	4	1
Zane Najdawi, CIT	1	1
Peter Jurkin, ETSU	1	0
Cameron Jackson, WOF	1	0

Double-doubles	Ovr.	SoCon
Stephon Jelks, MER	7	4
James Dickey, UNCG	7	4
Matt Rafferty, FUR	5	2
Eric Adams, SAM	5	3
Justin Coleman, SAM	5*	3*
Marc Gosselin, WCU	5	3
Zane Najdawi, CIT	3	3
Desonta Bradford, ETSU	3	1
Makinde London, UTC	3	1
Joshua Phillips, UTC	3	3
Cameron Jackson, WOF	3	1
David Burrell, ETSU	2	1
Peter Jurkin, ETSU	2	2
Devin Sibley, FUR	2	1
Desmond Ringer, MER	2	2
Marvin Smith, UNCG	2	1
Demetrius Denzel-Dyson, SAM	2	1
Tyler Creammer, VMI	2	1
Mike Amius, WCU	2	2
Kaelon Harris, CIT	1	1
Derek Webster Jr., CIT	1	0
Mladen Armus, Fr., ETSU	1	0
Demetrius Troy, UNCG	1*	1*
Alex Thompson, SAM	1	1
Rodney Chatman, UTC	1*	0
James Lewis Jr., UTC	1	0
Garrett Gilkeson, VMI	1	1
Austin Vereen, VMI	1	1
Derrick Brooks, WOF	1	1
Trevor Stumpe, WOF	1	1

20/15 games	Ovr.	SoCon
Makinde London, UTC	3	1

20/10 games	Ovr.	SoCon
Zane Najdawi, CIT	3	3
Desonta Bradford, ETSU	2	1
Devin Sibley, FUR	2	1
Justin Coleman, SAM	2*	1*
Makinde London, UTC	3	1
Eric Adams, SAM	1	1
Alex Thompson, SAM	1	1
Mike Amius, WCU	1	1
Cameron Jackson, WOF	1	0

*points/assists

NATIONAL/REGIONAL RECOGNITION

Jerry West Shooting Guard of the Year Award Finalist
Fletcher Magee, Wofford, Jr., G

Lou Henson Award (top DI mid-major player) Preseason watch list
Devin Sibley, Furman, Sr., G
Ria'n Holland, Mercer, Sr., G
Wyatt Walker, Samford, Jr., C
Fletcher Magee, Wofford, Jr., G

Midseason watch list
Devin Sibley, Furman, Sr., G
Fletcher Magee, Wofford, Jr., G

Lute Olson Award (top DI player who has played at least two seasons) Midseason watch list
Fletcher Magee, Wofford, Jr., G

Lute Olson Award National Player of the Week
Cameron Jackson, Wofford, Jr., F Dec. 25

CoSIDA Academic All-District District 4
Desmond Ringer, Mercer, Sr., F

NABC All-District District 22 First Team
Zane Najdawi, The Citadel, Jr., F
Desonta Bradford, ETSU, Sr., G
Devin Sibley, Furman, Sr., G
Francis Alonzo, UNCG, Jr., G
Fletcher Magee, Wofford, Jr., G

Second Team
Jalan McCloud, ETSU, Sr., G
Daniel Fowler, Furman, Sr., G
Matt Rafferty, Furman, Jr., F
Justin Coleman, Samford, Jr., G
Demetrius Denzel-Dyson, Samford, Sr., G

DECEMBER TO REMEMBER

It was a December to remember for the SoCon, which proved it can be a force on the national stage with a few big wins and several more near upsets. A time line of significant performances:

Dec. 2: Mercer takes Memphis to double overtime on the road before succumbing, 83-81. Jordan Strawberry's 3-point attempt at the buzzer goes long for the Bears.

Dec. 5: Samford, decimated by injuries this season, also flirts with knocking off the Tigers, falling 65-64 in Memphis. The Bulldogs hold a 64-60 lead with 18 seconds to go but see Memphis get a layup with 11 seconds left and a three-point play with 2.5 ticks left to steal the win.

Dec. 6: Wofford's Fletcher Magee hits a step-back 3-pointer with 1.9 seconds left to cap a 36-point effort as the Terriers down Georgia Tech, 63-60, for their first signature win in Jerry Richardson Indoor Stadium.

Dec. 16: UNCG picks up its first-ever win over NC State and just its third over an ACC opponent as the Spartans get 17 points from Francis Alonzo and a double-double from Marvin Smith in an 81-76 win in Raleigh.

Dec. 16: That same day, ETSU has No. 10 Xavier on the ropes, leading by 22 early in the second half before seeing the Musketeers rally for the 68-66 win.

Dec. 19: Mercer nearly pulls off a miraculous comeback against Alabama, rallying from an eight-point deficit with 27 seconds left to put up what would have been a game-winning 3-pointer at the buzzer. Ria'n Holland's attempt is off the mark as the Crimson Tide escape, 80-79.

Dec. 20: Wofford picks up what might be the biggest upset of the season nationally, shocking No. 5 North Carolina, 79-75. The Terriers never trail in the second half and get 27 points from Fletcher Magee.

Dec. 20: At the same time Wofford is dropping UNC, Furman is putting a scare into No. 21 Tennessee, as the squads are tied at 61 in the final minute before the Vols finish the game on a 5-0 run. Devin Sibley has 22 points but is the only Paladin in double digits.

SoCON vs. OTHER CONFERENCES

America East (1-1)

11/24 Furman 78, New Hampshire 64
(Nashville, Tenn.)
12/2 UMBC 98, The Citadel 72

American Athletic (0-4)

11/10 UCF 88, Mercer 79
11/13 #12 Cincinnati 102, Western Carolina 51
12/2 Memphis 83, Mercer 81 (2OT)
12/5 Memphis 65, Samford 64

Atlantic 10 (1-5)

11/14 Duquesne 77, VMI 61
11/21 Massachusetts 85, Western Carolina 76
11/29 ETSU 82, Fordham 77
12/5 Davidson 74, VMI 51
12/17 La Salle 95, Mercer 85
12/22 VCU 75, VMI 65

Atlantic Coast (3-9)

11/10 Virginia 60, UNCG 48
11/10 NC State 102, VMI 67
11/10 Clemson 85, Western Carolina 57
11/12 Virginia Tech 132, The Citadel 93
11/20 #1 Duke 92, Furman 63
11/24 Wake Forest 81, UNCG 75
11/24 Florida State 113, The Citadel 78
12/6 #11 North Carolina 104, Western Carolina 61
12/6 Wofford 63, Georgia Tech 60
12/9 Clemson 81, Samford 59
12/16 UNCG 81, NC State 76
12/20 Wofford 79, #5 North Carolina 75

Atlantic Sun (2-1)

11/19 Wofford 86, North Florida 83
12/21 Kennesaw State 71, Samford 66
12/28 Mercer 89, Kennesaw State 56

Big 12 (0-1)

11/22 Texas Tech 79, Wofford 56

Big East (0-2)

11/18 Butler 82, Furman 65
12/16 #10 Xavier 68, ETSU 66

Big South (10-7)

11/17 Mercer 63, Liberty 48
11/18 VMI 78, Presbyterian 58
11/18 The Citadel 79, High Point 77
11/21 UNCG 71, Longwood 40
11/26 UNC Asheville 85, Wofford 65
11/28 Presbyterian 74, UNCG 72
11/28 VMI 76, Charleston Southern 68
11/29 Winthrop 93, Furman 74
12/2 UNCG 75, Liberty 73 (3OT)
12/2 Radford 63, VMI 50
12/5 Furman 83, UNC Asheville 72
12/9 VMI 81, Longwood 70
12/14 Campbell 87, The Citadel 77
12/17 Wofford 70, High Point 57
(Asheville, N.C.)
12/17 Western Carolina 76, UNC Asheville 72
(Asheville, N.C.)
12/19 UNC Asheville 67, UNCG 60
12/19 High Point 72, Western Carolina 61

Big Ten (0-2)

11/19 #14 Minnesota 92, Western Carolina 64
12/19 Ohio State 94, The Citadel 65

Colonial (8-1)

11/14 Furman 76, Elon 67
11/18 Mercer 78, Drexel 59
(Lynchburg, Va.)
11/20 UNCG 79, Delaware 66
11/25 Furman 78, Northeastern 67
(Nashville, Tenn.)
11/30 College of Charleston 69, Western Carolina 60
12/5 The Citadel 84, James Madison 82
12/7 UNCG 75, Elon 44
12/13 UNCG 71, UNCW 58
12/17 Furman 90, UNCW 84

Conference USA (1-2)

11/13 UAB 89, Chattanooga 47
12/5 Marshall 70, Chattanooga 66
12/10 Chattanooga 64, Charlotte 50
3/19 Mercer at North Texas

8 p.m.

Horizon (2-1)

11/10 Northern Kentucky 81, ETSU 63
12/6 ETSU 84, Northern Kentucky 71
12/19 ETSU 81, Detroit Mercy 73

Ivy (1-0)

1/10 Wofford 63, Harvard 62

Metro Atlantic (0-1)

12/1 Marist 100, The Citadel 91

Mid-American (0-2)

11/28 Akron 75, Chattanooga 70
3/16 Central Michigan 98, Wofford 94

Mid-Eastern Athletic (4-1)

11/13 ETSU 76, Savannah State 61
11/15 North Carolina A&T 92, The Citadel 73
11/20 ETSU 81, Delaware State 57
12/9 Furman 101, South Carolina State 72
12/9 Mercer 82, Florida A&M 64

Missouri Valley (0-2)

11/19 Loyola Chicago 88, Samford 67
11/21 Valparaiso 88, Samford 67

Mountain West (0-1)

11/10 Wyoming 84, Chattanooga 65

Non-Division I (23-0)

11/10 The Citadel 109, Oglethorpe 73
11/10 Furman 101, Bob Jones 48
11/12 Mercer 110, Toccoa Falls 43
11/12 Wofford 103, Washington & Lee 66
11/15 UNCG 82, North Carolina Wesleyan 48
(Fleming Gymnasium)
11/15 Western Carolina 76, Hiwassee 57
11/16 Chattanooga 94, Hiwassee 46
11/17 UNCG 95, Ferrum 43
(at Fleming Gymnasium)
11/18 Wofford 96, Bob Jones 65
11/21 The Citadel 116, Trinity Baptist 66
11/21 VMI 81, Ohio Valley 66
11/25 Chattanooga 95, Tennessee Wesleyan 60
11/26 Mercer 90, Hiwassee 53
12/9 Wofford 104, Johnson & Wales 45
12/10 ETSU 94, Hiwassee 48
12/14 Furman 103, Montreat 47
12/14 VMI 90, Southern Wesleyan 52
12/15 Samford 98, Thomas University 51
12/16 The Citadel 110, Point 66
12/18 Samford 99, Asbury 70
12/21 UNCG 85, Southeastern 67
12/28 ETSU 84, Tusculum 65
1/25 Western Carolina 108, Southern Wesleyan 48

Ohio Valley (3-3)

11/21 Jacksonville State 77, Chattanooga 75 (OT)
12/2 Furman 64, Tennessee Tech 50
12/2 Chattanooga 66, UT Martin 63
12/3 Jacksonville State 89, Samford 58
12/17 Tennessee Tech 82, Chattanooga 76
12/21 Chattanooga 70, Jacksonville State 67

Pac-12 (0-2)

11/16 California 79, Wofford 65
11/19 Colorado 79, Mercer 70
(Lynchburg, Va.)

Patriot (0-1)

11/25 American 69, VMI 64

America East.....	1-1
American Athletic.....	0-4
Atlantic 10.....	1-5
Atlantic Coast.....	3-9
Atlantic Sun.....	2-1
Big 12.....	0-1
Big East.....	0-2
Big South.....	10-7
Big Ten.....	0-2
Colonial.....	8-1
Conference USA.....	1-2
Horizon.....	2-1
Ivy.....	1-0
Metro Atlantic.....	0-1
Mid-American.....	0-2
Mid-Eastern Athletic.....	4-1
Missouri Valley.....	0-2
Mountain West.....	0-1
Non-Division I.....	23-0
Ohio Valley.....	3-3
Pac-12.....	0-2
Patriot.....	0-1
Southeastern.....	0-7
Southland.....	0-1
Southwestern Athletic.....	5-0
Summit.....	1-0
Sun Belt.....	3-3
West Coast.....	0-1
Western Athletic.....	1-0

Total.....	69-61
Home.....	50-12
Away.....	13-45
Neutral.....	6-4
vs. Top 25.....	1-7

Southeastern (0-7)

11/10 South Carolina 73, Wofford 52
11/10 Arkansas 95, Samford 56
11/16 LSU 105, Samford 86
11/17 #7 Kentucky 78, ETSU 61
11/29 Tennessee 84, Mercer 60
12/19 Alabama 80, Mercer 79
(Huntsville, Ala.)
12/20 #21 Tennessee 66, Furman 61

Southland (0-1)

11/24 Southeastern Louisiana 77, Samford 71

Southwestern Athletic (5-0)

11/13 Samford 87, Alabama A&M 88
11/14 Mercer 86, Jackson State 58
11/20 Chattanooga 67, Alabama State 50
11/25 Western Carolina 82, Alabama A&M 72
(Niagara University, N.Y.)
11/26 Samford 83, Mississippi Valley State 70

Summit (1-0)

11/25 ETSU 83, Fort Wayne 73

Sun Belt (3-3)

11/22 Troy 73, ETSU 65
11/24 UT Arlington 89, Western Carolina 65
(Niagara University, N.Y.)
11/29 Wofford 87, Coastal Carolina 81
12/4 Western Carolina 72, Appalachian State 71
12/22 ETSU 79, Georgia Southern 59
12/23 Georgia State 71, Chattanooga 48

West Coast (0-1)

3/15 #8 Gonzaga 68, UNCG 64
(Boise, Idaho)


Western Athletic (1-0)

3/14 Mercer 78, Grand Canyon 73

Home teams underlined

All times Eastern


2017-18 SoCon BASKETBALL SCHEDULES



The Citadel (11-21, 5-13 SoCon)

N10	OGLETHORPE# (SDN)	W, 109-73
N12	at Virginia Tech (ACC Network Extra)	L, 93-132
N15	at North Carolina A&T (Lock TV)	L, 73-92
N18	at High Point (Big South Network)	W, 79-77
N21	TRINITY BAPTIST# (SDN)	W, 116-66
N24	at Florida State# (ACC Network Extra)	L, 78-113
D1	MARIST% (ESPN3)	L, 91-100
D2	UMBC% (ESPN3)	L, 72-98
D5	JAMES MADISON (ESPN3)	W, 84-82
D14	at Campbell (Big South Network)	L, 77-87
D16	POINT (SDN)	W, 110-66
D19	at Ohio State (Big Ten Network)	L, 65-94
D30	*WESTERN CAROLINA (ESPN3)	L, 79-81
J4	*at Furman (ESPN3)	L, 67-107
J6	*at Wofford (ESPN3)	L, 92-109
J11	*SAMFORD (ESPN3)	L, 91-107
J13	*CHATTANOOGA (ESPN3)	W, 110-101 (OT)
J18	*at UNCG (ESPN3)	L, 58-72
J20	*at VMI (Stadium)	L, 81-88
J27	*at Mercer (ESPN3)	W, 76-74
J29	*ETSU (ESPN3)	L, 71-73
F1	*WOFFORD (ESPN3)	W, 80-78
F3	*FURMAN (ESPN3)	W, 100-92 (OT)
F8	*at Chattanooga (ESPN3)	L, 82-85
F10	*at Samford (ESPN3)	L, 103-116
F15	*UNCG (ESPN3)	L, 66-82
F17	*VMI (ESPN3)	L, 71-75
F20	*at ETSU (ESPN3)	W, 84-82
F23	*MERCER (ESPN3)	L, 70-83
F25	*at Western Carolina (ESPN3)	L, 75-92
M2	vs. VMI& (ESPN3)	W, 78-70
M3	vs. UNCG& (ESPN3)	L, 58-72


* - Southern Conference game
- Jamaica Classic (campus sites)
% - The Bulldog Bash (Charleston, S.C.)
& - SoCon Championship (Asheville, N.C.)



ETSU (25-9, 14-4 SoCon)

N10	at Northern Kentucky (ESPN3)	L, 63-81
N13	at Savannah State	W, 76-61
N17	at No. 7 Kentucky# (SEC Network)	L, 61-78
N20	DELAWARE STATE# (ESPN3)	W, 81-57
N22	TROY# (ESPN3)	L, 65-73
N25	FORT WAYNE# (ESPN3)	W, 83-73
N29	at Fordham (A-10 Network)	W, 82-77
D6	NORTHERN KENTUCKY (ESPN3)	W, 84-71
D10	HIWASSEE (ESPN3)	W, 94-48
D16	at No. 10 Xavier (Fox Regional)	L, 66-68
D19	at Detroit Mercy (ESPN3)	W, 81-73
D22	GEORGIA SOUTHERN (ESPN3)	W, 79-59
D28	TUSCULUM (ESPN3)	W, 84-65
D31	*at Mercer (ESPN3)	W, 74-55
J4	*at Samford (ESPN3)	W, 90-72
J6	*at Chattanooga (ESPN3)	W, 85-66
J11	*UNCG (ESPN3)	W, 68-58
J13	*VMI (ESPN3)	W, 89-48
J18	*at Furman (ESPN3)	W, 62-61
J20	*WESTERN CAROLINA (ESPN3)	W, 66-50
J24	*MERCER (ESPN3)	W, 84-75
J27	*at Wofford (ESPN3)	W, 75-62
J29	*at The Citadel (ESPN3)	W, 73-71
F1	*SAMFORD (ESPN3)	W, 96-76
F3	*CHATTANOOGA (ESPN3)	W, 81-61
F10	*at VMI (ESPN3)	W, 70-56
F12	*at UNCG (ESPN3)	L, 56-74
F17	*at Western Carolina (ESPN3)	W, 72-61
F20	*THE CITADEL (ESPN3)	L, 82-84
F23	*WOFFORD (ESPN3)	L, 71-75
F25	*FURMAN (ESPN3)	L, 76-79
M3	vs. Chattanooga& (ESPN3)	W, 77-59
M4	vs. Furman& (ESPN3)	W, 63-52
M5	vs. UNCG& (ESPN2)	L, 47-62


* - Southern Conference game
- Adolph Rupp Classic (campus sites)
& - SoCon Championship (Asheville, N.C.)



Furman (23-10, 13-5 SoCon)

N10	BOB JONES (SDN)	W, 101-48
N14	ELON (ESPN3)	W, 76-67
N18	at Butler# (Fox Sports 2)	L, 65-82
N20	at No. 1 Duke# (ACC Network Extra)	L, 63-92
N24	vs. New Hampshire^	W, 78-64
N25	vs. Northeastern^	W, 78-67
N29	WINTHROP (ESPN3)	L, 74-93
D2	TENNESSEE TECH (ESPN3)	W, 64-50
D5	UNC ASHEVILLE (ESPN3)	W, 83-72
D9	SOUTH CAROLINA STATE (ESPN3)	W, 101-72
D14	MONTREAT	W, 103-47
D17	at UNCW (CAA.TV)	W, 90-84
D20	at No. 21 Tennessee (SEC Network)	L, 61-66
D30	*at VMI (ESPN3)	W, 87-57
J4	*THE CITADEL (ESPN3)	W, 107-67
J6	*MERCER (ESPN3)	W, 74-71
J10	*at Chattanooga (ESPN3)	W, 73-55
J13	*at Wofford (ESPN3)	L, 70-79
J18	*ETSU (ESPN3)	L, 61-62
J20	*SAMFORD (ESPN3)	W, 78-67
J24	*at UNCG (ESPN3)	L, 61-71
J27	*WESTERN CAROLINA (ESPN3)	W, 100-66
F1	*at Mercer (ESPN3)	W, 85-73
F3	*at The Citadel (ESPN3)	L, 92-100 (OT)
F7	*UNCG (ESPN3)	L, 67-80
F10	*WOFFORD (WYCW-62/ESPN3)	W, 76-52
F15	*CHATTANOOGA (ESPN3)	W, 75-56
F17	*at Samford (ESPN3)	W, 94-79
F20	*VMI (ESPN3)	W, 76-54
F23	*at Western Carolina (WMYA My 40/ESPN3)	W, 78-55
F25	*at ETSU (ESPN3)	W, 79-76
M3	vs. Western Carolina& (ESPN3)	W, 97-73
M4	vs. ETSU& (ESPN3)	L, 52-63


* - Southern Conference game
PK80-Phil Knight Invitational (campus sites)
^ PK80-Phil Knight Invitational (Nashville, Tenn.)
& - SoCon Championship (Asheville, N.C.)



Mercer (19-14, 11-7 SoCon)

N10	at UCF (ESPN3)	L, 79-88
N12	TOCCOA FALLS (ESPN3)	W, 110-43
N14	JACKSON STATE (ESPN3)	W, 86-58
N17	at Liberty# (FloHoops.com)	W, 63-48
N18	vs. Drexel# (FloHoops.com)	W, 78-59
N19	vs. Colorado# (FloHoops.com)	L, 70-79
N26	HIWASSEE (ESPN3)	W, 90-53
N29	at Tennessee (SEC Network+)	L, 60-84
D2	at Memphis (ESPN3)	L, 81-83 (2OT)
D9	FLORIDA A&M (ESPN3)	W, 82-64
D17	at La Salle (A-10 Network)	L, 85-95
D19	vs. Alabama^ (SEC Network)	L, 79-80
D28	KENNESAW STATE (ESPN3)	W, 89-56
D31	*ETSU (ESPN3)	L, 55-74
J6	*at Furman (ESPN3)	L, 71-74
J10	*at Western Carolina (ESPN3)	L, 56-58
J13	*SAMFORD (ESPN3)	W, 81-50
J15	*CHATTANOOGA (Stadium)	W, 75-71 (OT)
J18	*at VMI (ESPN3)	W, 62-56
J20	*at UNCG (ESPN3)	L, 66-70 (OT)
J24	*at ETSU (ESPN3)	L, 75-84
J27	*THE CITADEL (ESPN3)	L, 74-76
F1	*FURMAN (ESPN3)	L, 73-85
F3	*WOFFORD (ESPN3)	W, 73-65
F10	*at Chattanooga (ESPN3)	W, 84-75
F12	*at Samford (ESPN3)	W, 74-69
F15	*VMI (ESPN3)	W, 82-58
F17	*UNCG (ESPN3)	W, 77-74
F20	*WESTERN CAROLINA (ESPN3)	W, 81-64
F23	*at The Citadel (ESPN3)	W, 83-70
F25	*at Wofford (ESPN3)	W, 69-68
M3	vs. Wofford& (ESPN3)	L, 53-73
M14	at Grand Canyon+	W, 78-73
M19	at North Texas+	8 p.m.

* - Southern Conference game
- U.S. Virgin Islands Paradise Jam (Lynchburg, Va.)
^ - Huntsville, Ala.
& - SoCon Championship (Asheville, N.C.)
+ - College Basketball Invitational (campus sites)



UNCG (27-8, 15-3 SoCon)

N10	at Virginia (ACC Network Extra)	L, 48-60
N15	NORTH CAROLINA WESLEYAN#& (SDN)	W, 82-48
N17	FERRUM#& (SDN)	W, 95-43
N20	DELAWARE# (ESPN3)	W, 79-66
N21	LONGWOOD# (ESPN3)	W, 71-40
N24	at Wake Forest (ACC Network Extra)	L, 75-81
N28	at Presbyterian (Big South Network)	L, 72-74
D2	at Liberty (ESPN3/Big South Network)	W, 76-75 (3OT)
D7	ELON (ESPN3)	W, 75-44
D13	UNCW (ESPN3)	W, 71-58
D16	at NC State (Fox Sports South)	W, 81-76
D19	UNC ASHEVILLE (ESPN3)	L, 60-67
D21	SOUTHEASTERN& (SDN)	W, 85-67
D30	*WOFFORD (ESPN3)	W, 71-67
J6	*at VMI (ESPN3)	W, 63-61
J11	*at ETSU (ESPN3)	L, 58-68
J13	*at Western Carolina (ESPN3)	W, 66-55
J18	*THE CITADEL (ESPN3)	W, 72-58
J20	*MERCER (ESPN3)	W, 70-66 (OT)
J24	*FURMAN (ESPN3)	W, 71-61
J27	*at Samford (ESPN3)	W, 98-82
J29	*at Chattanooga (ESPN3)	L, 85-87 (2OT)
F1	*VMI (ESPN3)	W, 73-51
F7	*at Furman (ESPN3)	W, 80-67
F10	*WESTERN CAROLINA& (ESPN3)	W, 65-48
F12	*ETSU (ESPN3)	W, 74-56
F15	*at The Citadel (ESPN3)	W, 82-66
F17	*at Mercer (ESPN3)	L, 74-77
F20	*at Wofford (ESPN3)	W, 76-66
F23	*CHATTANOOGA (ESPN3)	W, 72-51
F25	*SAMFORD (Stadium)	W, 88-75
M3	vs. The Citadel& (ESPN3)	W, 72-58
M4	vs. Wofford& (ESPN3)	W, 56-55
M5	vs. ETSU& (ESPN2)	W, 62-47
M15	vs. No. 8 Gonzaga+ (TNT)	L, 64-68

* - Southern Conference game
- UNCG Showcase (Greensboro, N.C.)
& - Fleming Gymnasium
& - SoCon Championship (Asheville, N.C.)
+ - NCAA Championship First Round (Boise, Idaho)



Samford (10-22, 6-12 SoCon)

N10	at Arkansas (SEC Network Plus)	L, 56-95
N13	ALABAMA A&M (SDN)	W, 87-68
N16	at LSU (SEC Network Plus)	L, 86-105
N19	at Loyola Chicago# (ESPN3)	L, 67-88
N21	at Valparaiso# (ESPN3)	L, 67-88
N24	SOUTHEASTERN LOUISIANA# (ESPN3)	L, 71-77
N26	MISSISSIPPI VALLEY STATE# (ESPN3)	W, 83-70
D3	at Jacksonville State (OVC Digital Network)	L, 58-89
D5	at Memphis (ESPN3)	L, 64-65
D9	at Clemson (ACC Network Extra)	L, 59-81
D15	THOMAS UNIVERSITY (ESPN3)	W, 98-51
D18	ASBURY (ESPN3)	W, 99-70
D21	at Kennesaw State (ESPN3)	L, 66-71
D30	*CHATTANOOGA (ESPN3)	W, 73-56
J4	*ETSU (ESPN3)	L, 72-90
J6	*WESTERN CAROLINA (ESPN3)	W, 85-71
J11	*at The Citadel (ESPN3)	W, 107-91
J13	*at Mercer (ESPN3)	W, 50-81
J18	*WOFFORD (ESPN3)	L, 89-93
J20	*at Furman (ESPN3)	L, 67-78
J24	*at Chattanooga (ESPN3)	L, 71-78
J27	*UNCG (ESPN3)	L, 82-98
J29	*VMI (ESPN3)	W, 93-79
F1	*at ETSU (ESPN3)	L, 76-96
F3	*at Western Carolina (ESPN3)	L, 71-88
F7	*at Wofford (ESPN3)	L, 79-92
F10	*THE CITADEL (ESPN3)	W, 116-103
F12	*MERCER (ESPN3)	L, 69-74
F17	*FURMAN (ESPN3)	L, 79-94
F23	*at VMI (ESPN3)	W, 89-82
F25	*at UNCG (Stadium)	L, 75-88
M2	vs. Chattanooga& (ESPN3)	L, 79-89

* - Southern Conference game
- Savannah Invitational (campus sites)
& - SoCon Championship (Asheville, N.C.)

2017-18 SoCon BASKETBALL SCHEDULES



Chattanooga (10-23, 3-15 SoCon)

N10	at Wyoming# (Mountain West Network)	L, 65-74
N13	at UAB#	L, 47-89
N16	HIWASSEE (ESPN3)	W, 94-46
N20	#ALABAMA STATE (ESPN3)	W, 67-50
N21	#JACKSONVILLE STATE (ESPN3)	L, 75-77 (OT)
N25	TENNESSEE WESLEYAN (ESPN3)	W, 95-60
N28	at Akron (ESPN3)	L, 70-75
D2	UT MARTIN (ESPN3)	W, 66-63
D5	at Marshall (CUSA.TV)	L, 66-70
D10	CHARLOTTE (ESPN3)	W, 64-50
D17	at Tennessee Tech	L, 76-82
D21	at Jacksonville State	W, 70-67
D23	GEORGIA STATE (ESPN3)	L, 48-71
D30	*at Samford (ESPN3)	L, 56-73
J4	*WESTERN CAROLINA (ESPN3)	L, 63-75
J6	*ETSU (ESPN3)	L, 66-85
J10	*FURMAN (ESPN3)	L, 55-73
J13	*at The Citadel (ESPN3)	L, 101-110 (OT)
J15	*at Mercer (Stadium)	L, 71-75 (OT)
J20	*at Wofford (ESPN3)	L, 67-71
J24	*SAMFORD (ESPN3)	W, 78-71
J27	*VMI (ESPN3)	L, 69-70
J29	*UNCG (ESPN3)	W, 87-85 (2OT)
F1	*at Western Carolina (ESPN3)	L, 68-70
F3	*at ETSU (ESPN3)	L, 61-81
F8	*THE CITADEL (ESPN3)	W, 85-82
F10	*MERCER (ESPN3)	L, 75-84
F15	*at Furman (ESPN3)	W, 75-56
F17	*WOFFORD (ESPN3)	L, 64-74
F23	*at UNCG (ESPN3)	L, 51-72
F25	*at VMI (ESPN3)	L, 65-68
M2	vs. Samford& (ESPN3)	W, 89-79
M3	vs. ETSU& (ESPN3)	L, 59-77

* - Southern Conference game
- Cayman Islands Classic (campus sites)
& - SoCon Championship (Asheville, N.C.)



VMI (9-21, 4-14 SoCon)

N10	at NC State (ACC Network Extra)	L, 67-102
N14	at Duquesne (Atlantic-10 Network)	L, 61-77
N18	PRESBYTERIAN (ESPN3)	W, 78-58
N21	OHIO VALLEY (ESPN3)	W, 81-66
N25	at American (Patriot League Network)	L, 64-69
N28	at Charleston Southern (Big South Network)	W, 76-68
D2	RADFORD (ESPN3)	L, 50-63
D5	at Davidson (A-10 Network)	L, 51-74
D9	LONGWOOD (ESPN3)	W, 81-70
D14	SOUTHERN WESLEYAN (ESPN3)	W, 90-52
D22	at VCU (CBS 6 Richmond)	L, 65-75
D30	*FURMAN (ESPN3)	L, 57-87
J4	*at Wofford (ESPN3)	L, 53-92
J6	*UNCG (ESPN3)	L, 61-63
J13	*at ETSU (ESPN3)	L, 48-89
J15	*at Western Carolina (ESPN3)	L, 58-65
J18	*MERCER (ESPN3)	L, 56-62
J20	*THE CITADEL (Stadium)	W, 88-81
J24	*WOFFORD (ESPN3)	L, 46-63
J27	*at Chattanooga (ESPN3)	W, 70-69
J29	*at Samford (ESPN3)	L, 79-93
F1	*at UNCG (ESPN3)	L, 51-73
F8	*WESTERN CAROLINA (ESPN3)	L, 60-72
F10	*ETSU (ESPN3)	L, 56-70
F15	*at Mercer (ESPN3)	L, 58-82
F17	*at The Citadel (ESPN3)	W, 75-71
F20	*at Furman (ESPN3)	L, 54-76
F23	*SAMFORD (ESPN3)	L, 82-89
F25	*CHATTANOOGA (ESPN3)	W, 68-65
M2	vs. The Citadel& (ESPN3)	L, 70-78

* - Southern Conference game
& - SoCon Championship (Asheville, N.C.)



Western Carolina (13-19, 8-10 SoCon)

N10	at Clemson (ACC Network Extra)	L, 57-85
N13	at No. 12 Cincinnati (ESPN3)	L, 51-102
N15	HIWASSEE	W, 76-57
N19	at No. 14 Minnesota# (Fox Sports 1)	L, 64-92
N21	at Massachusetts#	L, 76-85
N24	vs. UT-Arlington^	L, 65-89
N25	vs. Alabama A&M^	W, 82-72
N30	at College of Charleston (CAA.TV)	L, 60-69
D4	APPALACHIAN STATE (ESPN3)	W, 72-71
D6	at No. 11 North Carolina (Fox Sports South)	L, 61-104
D8	SOUTHERN WESLEYAN	ppd. (1/25)
D17	vs. UNC Asheville% (Big South Network)	W, 76-72
D19	HIGH POINT (ESPN3)	L, 61-72
D30	*at The Citadel (ESPN3)	W, 81-79
J4	*at Chattanooga (ESPN3)	W, 75-63
J6	*at Samford (ESPN3)	L, 71-85
J10	*MERCER (ESPN3)	W, 58-56
J13	*UNCG (ESPN3)	L, 55-66
J15	*VMI (ESPN3)	W, 65-58
J20	*at ETSU (ESPN3)	L, 50-66
J25	SOUTHERN WESLEYAN	W, 108-48
J27	*at Furman (ESPN3)	L, 66-100
J29	*at Wofford (Stadium)	L, 68-77
F1	*CHATTANOOGA (ESPN3)	W, 70-68
F3	*SAMFORD (ESPN3)	W, 88-71
F8	*at VMI (ESPN3)	W, 72-60
F10	*at UNCG (at Fleming Gym) (ESPN3)	L, 48-65
F15	*WOFFORD (WMYA/ESPN3)	L, 69-84
F17	*ETSU (ESPN3)	L, 61-72
F20	*at Mercer (ESPN3)	L, 64-81
F23	*FURMAN (WMYA My 40/ESPN3) 78	L, 55-78
F25	*THE CITADEL (ESPN3)	W, 92-75
M3	vs. Furman& (ESPN3)	L, 73-97

* - Southern Conference game
- Barclays Center Classic (campus sites)
^ - Barclays Center Classic (Niagara University, N.Y.)
% - Mountain Invitational (U.S. Cellular Center; Asheville, N.C.)
& - SoCon Championship (Asheville, N.C.)



Wofford (21-13, 11-7 SoCon)

N10	SOUTH CAROLINA (WMYA My 40/ESPN3)	L, 52-73
N12	WASHINGTON & LEE# (SDN)	W, 103-66
N16	at California# (Pac-12 Networks)	L, 65-79
N18	BOB JONES# (SDN)	W, 96-65
N19	NORTH FLORIDA# (ESPN3)	W, 86-83
N22	at Texas Tech (Fox Sports Southwest Plus)	L, 56-79
N26	at UNC Asheville (Big South Network)	L, 65-85
N29	at Coastal Carolina (Chant Vision)	W, 87-81
D6	GEORGIA TECH (ESPN3)	W, 63-60
D9	JOHNSON & WALES (SDN)	W, 104-45
D17	vs. High Point% (Big South Network)	W, 70-57
D20	at No. 5 North Carolina (ESPN2)	W, 79-75
D30	*at UNCG (ESPN3)	L, 67-71
J4	*VMI (ESPN3)	W, 92-53
J6	*THE CITADEL (ESPN3)	W, 109-92
J10	HARVARD (ESPN3)	W, 63-62
J13	*FURMAN (ESPN3)	W, 79-70
J18	*at Samford (ESPN3)	W, 93-89
J20	*CHATTANOOGA (ESPN3)	W, 71-67
J24	*at VMI (ESPN3)	W, 63-46
J27	*ETSU (ESPN3)	L, 62-75
J29	*WESTERN CAROLINA (Stadium)	W, 77-68
F1	*at The Citadel (ESPN3)	L, 78-80
F3	*at Mercer (ESPN3)	L, 65-73
F7	*SAMFORD (ESPN3)	W, 92-79
F10	*at Furman (WYCW-62/ESPN3)	L, 52-76
F15	*at Western Carolina (WMYA/ESPN3)	W, 84-69
F17	*at Chattanooga (ESPN3)	W, 74-64
F20	*UNCG (ESPN3)	L, 66-76
F23	*at ETSU (ESPN3)	W, 75-71
F25	*MERCER (ESPN3)	L, 68-69
M3	vs. Mercer& (ESPN3)	W, 73-53
M4	vs. UNCG& (ESPN3)	L, 55-56
M16	CENTRAL MICHIGAN+	L, 94-98

* - Southern Conference game
- Maui on the Mainland (campus sites)
% - Mountain Invitational (U.S. Cellular Center; Asheville, N.C.)
& - SoCon Championship (Asheville, N.C.)
+ - Collegelnsider.com Tournament (campus sites)

Southern Conference men's basketball media relations information

The Citadel (CitadelSports.com)

Milledge Austin (maustin7@citadel.edu)
Office: 843-953-6567

ETSU (ETSUBucs.com)

Michael White (whitem@etsu.edu)
Office: 423-439-4220

Furman (FurmanPaladins.com)

Jordan Caskey (jordan.caskey@furman.edu)
Office: 864-294-3065

Mercer (MercerBears.com)

Will Tharp (tharp_wb@mercer.edu)
Office: 478-301-5218

UNCG (UNCGSpartans.com)

Matt McCollester (matt.mccollester@uncg.edu)
Office: 336-334-5615

Samford (SamfordSports.com)

Zac Schrieber (zdschrie@samford.edu)
Office: 205-726-2802

Chattanooga (GoMocs.com)

Jim Horten (jameshorten@utc.edu)
Office: 423-425-2350

VMI (VMIKeydets.com)

Wade Branner (brannerwh@vmi.edu)
Office: 540-464-7515

Western Carolina (CatamountSports.com)

Sean Forrester (stforrester@email.wcu.edu)
Office: 828-227-2655

Wofford (WoffordTerriers.com)

Hannah Bradley (bradleyhm@wofford.edu)
Office: 864-597-4092

Southern Conference (SoConSports.com)

Phil Perry (pperry@socon.org)
Office: 864-591-5100 // Cell: 864-525-5174

2017-18 Southern Conference
CONFERENCE BASKETBALL STATISTICS
Through games of Mar 18, 2018 (All games)

SCORING OFFENSE	G	W-L	Pts	Avg/G
1. The Citadel	32	11-21	2639	82.5
2. Furman	33	23-10	2619	79.4
3. Samford	32	10-22	2483	77.6
4. Wofford	34	21-13	2578	75.8
5. Mercer	33	19-14	2494	75.6
6. ETSU	34	25-9	2556	75.2
7. UNCG	35	27-8	2562	73.2
8. Chattanooga	33	10-23	2289	69.4
9. Western Carolina	32	13-19	2190	68.4
10. VMI	30	9-21	1954	65.1

SCORING DEFENSE	G	Pts	Avg/G
1. UNCG	35	2189	62.5
2. ETSU	34	2241	65.9
3. Furman	33	2260	68.5
4. Mercer	33	2277	69.0
5. Wofford	34	2405	70.7
6. Chattanooga	33	2424	73.5
7. VMI	30	2214	73.8
8. Western Carolina	32	2419	75.6
9. Samford	32	2639	82.5
10. The Citadel	32	2819	88.1

SCORING MARGIN	G	Offense	Defense	Margin
1. Furman	33	79.4	68.5	+10.9
2. UNCG	35	73.2	62.5	+10.7
3. ETSU	34	75.2	65.9	+9.3
4. Mercer	33	75.6	69.0	+6.6
5. Wofford	34	75.8	70.7	+5.1
6. Chattanooga	33	69.4	73.5	-4.1
7. Samford	32	77.6	82.5	-4.9
8. The Citadel	32	82.5	88.1	-5.6
9. Western Carolina	32	68.4	75.6	-7.2
10. VMI	30	65.1	73.8	-8.7

FREE THROW PCT	G	FTM	FTA	Pct.
1. Wofford	34	419	538	.779
2. Samford	32	454	594	.764
3. Mercer	33	501	662	.757
4. VMI	30	353	477	.740
5. Furman	33	397	557	.713
6. Chattanooga	33	445	626	.711
7. ETSU	34	460	648	.710
8. The Citadel	32	475	673	.706
9. UNCG	35	383	549	.698
10. Western Carolina	32	408	597	.683

FIELD GOAL PERCENTAGE	G	FGM	FGA	Pct.
1. Mercer	33	855	1789	.478
2. ETSU	34	926	1958	.473
3. Wofford	34	901	1906	.473
4. Samford	32	870	1846	.471
5. Furman	33	942	2006	.470
6. UNCG	35	924	2075	.445
7. Chattanooga	33	784	1803	.435
8. The Citadel	32	889	2148	.414
9. Western Carolina	32	774	1885	.411
10. VMI	30	688	1729	.398

FIELD GOAL PCT DEFENSE	G	FGM	FGA	Pct.
1. ETSU	34	778	1928	.404
2. UNCG	35	729	1794	.406
3. Mercer	33	779	1800	.433
4. Furman	33	825	1905	.433
5. VMI	30	767	1729	.444
6. Wofford	34	833	1857	.449
7. Western Carolina	32	839	1824	.460
8. Chattanooga	33	902	1881	.480
9. The Citadel	32	1020	2123	.480
10. Samford	32	957	1960	.488

3-POINT FG PCT	G	3FGM	3FGA	Pct.
1. Wofford	34	357	865	.413
2. Mercer	33	283	723	.391
3. Samford	32	289	774	.373
4. Furman	33	338	950	.356
5. Chattanooga	33	276	776	.356
6. UNCG	35	331	938	.353
7. ETSU	34	244	711	.343
8. The Citadel	32	386	1133	.341
9. Western Carolina	32	234	703	.333
10. VMI	30	225	704	.320

3-POINT FG PCT DEFENSE	G	3FGM	3FGA	Pct.
1. UNCG	35	229	727	.315
2. Furman	33	224	708	.316
3. ETSU	34	250	783	.319
4. VMI	30	247	727	.340
5. Chattanooga	33	228	649	.351
6. Mercer	33	305	864	.353
7. Western Carolina	32	282	790	.357
8. Wofford	34	287	803	.357
9. The Citadel	32	331	913	.363
10. Samford	32	323	866	.373

REBOUNDING OFFENSE	G	Rebounds	Avg/G
1. UNCG	35	1304	37.3
2. ETSU	34	1262	37.1
3. The Citadel	32	1184	37.0
4. Furman	33	1157	35.1
5. Mercer	33	1142	34.6
6. Western Carolina	32	1101	34.4
7. VMI	30	1029	34.3
8. Chattanooga	33	1073	32.5
9. Wofford	34	1099	32.3
10. Samford	32	973	30.4

REBOUNDING DEFENSE	G	Rebounds	Avg/G
1. Mercer	33	954	28.9
2. UNCG	35	1068	30.5
3. Wofford	34	1088	32.0
4. ETSU	34	1128	33.2
5. Chattanooga	33	1105	33.5
6. Furman	33	1152	34.9
7. Samford	32	1153	36.0
8. Western Carolina	32	1191	37.2
9. VMI	30	1142	38.1
10. The Citadel	32	1381	43.2

2017-18 Southern Conference
CONFERENCE BASKETBALL STATISTICS
Through games of Mar 18, 2018 (All games)

REBOUNDING MARGIN		G	Team	Avg.	Opp.	Avg.	Margin
1.	UNCG	35	1304	37.3	1068	30.5	+6.7
2.	Mercer	33	1142	34.6	954	28.9	+5.7
3.	ETSU	34	1262	37.1	1128	33.2	+3.9
4.	Wofford	34	1099	32.3	1088	32.0	+0.3
5.	Furman	33	1157	35.1	1152	34.9	+0.2
6.	Chattanooga	33	1073	32.5	1105	33.5	-1.0
7.	Western Carolina	32	1101	34.4	1191	37.2	-2.8
8.	VMI	30	1029	34.3	1142	38.1	-3.8
9.	Samford	32	973	30.4	1153	36.0	-5.6
10.	The Citadel	32	1184	37.0	1381	43.2	-6.2

BLOCKED SHOTS		G	No.	Avg/G
1.	ETSU	34	145	4.3
2.	UNCG	35	132	3.8
3.	The Citadel	32	99	3.1
4.	VMI	30	87	2.9
5.	Western Carolina	32	92	2.9
6.	Wofford	34	88	2.6
7.	Samford	32	76	2.4
8.	Furman	33	72	2.2
9.	Chattanooga	33	70	2.1
10.	Mercer	33	54	1.6

ASSISTS		G	No.	Avg/G
1.	Samford	32	530	16.6
2.	The Citadel	32	528	16.5
3.	Furman	33	526	15.9
4.	Wofford	34	522	15.4
5.	ETSU	34	500	14.7
6.	Mercer	33	482	14.6
7.	UNCG	35	487	13.9
8.	Western Carolina	32	427	13.3
9.	Chattanooga	33	421	12.8
10.	VMI	30	356	11.9

STEALS		G	No.	Avg/G
1.	The Citadel	32	301	9.4
2.	Furman	33	265	8.0
3.	Western Carolina	32	254	7.9
4.	ETSU	34	265	7.8
5.	UNCG	35	267	7.6
6.	VMI	30	221	7.4
7.	Samford	32	230	7.2
8.	Wofford	34	220	6.5
9.	Mercer	33	179	5.4
10.	Chattanooga	33	166	5.0

TURNOVER MARGIN		G	Team	Avg.	Opp.	Avg.	Margin
1.	Furman	33	382	11.6	489	14.8	+3.2
2.	The Citadel	32	477	14.9	542	16.9	+2.0
3.	ETSU	34	454	13.4	500	14.7	+1.4
4.	UNCG	35	481	13.7	528	15.1	+1.3
5.	Wofford	34	413	12.1	438	12.9	+0.7
6.	Western Carolina	32	476	14.9	490	15.3	+0.4
7.	Samford	32	435	13.6	446	13.9	+0.3
8.	Mercer	33	411	12.5	387	11.7	-0.7
9.	Chattanooga	33	460	13.9	430	13.0	-0.9
10.	VMI	30	442	14.7	410	13.7	-1.1

ASSIST/TURNOVER RATIO		G	Ast.	Avg.	T/O	Avg.	Ratio
1.	Furman	33	526	15.9	382	11.6	1.4
2.	Wofford	34	522	15.4	413	12.1	1.3
3.	Samford	32	530	16.6	435	13.6	1.2
4.	Mercer	33	482	14.6	411	12.5	1.2
5.	The Citadel	32	528	16.5	477	14.9	1.1
6.	ETSU	34	500	14.7	454	13.4	1.1
7.	UNCG	35	487	13.9	481	13.7	1.0
8.	Chattanooga	33	421	12.8	460	13.9	0.9
9.	Western Carolina	32	427	13.3	476	14.9	0.9
10.	VMI	30	356	11.9	442	14.7	0.8

OFFENSIVE REBOUNDS		G	No.	Avg/G
1.	UNCG	35	418	11.9
2.	The Citadel	32	376	11.8
3.	Western Carolina	32	371	11.6
4.	ETSU	34	352	10.4
5.	Mercer	33	318	9.6
6.	Furman	33	317	9.6
7.	VMI	30	286	9.5
8.	Chattanooga	33	307	9.3
9.	Samford	32	264	8.3
10.	Wofford	34	272	8.0

DEFENSIVE REBOUNDS		G	No.	Avg/G
1.	ETSU	34	910	26.8
2.	Furman	33	840	25.5
3.	UNCG	35	886	25.3
4.	The Citadel	32	808	25.3
5.	Mercer	33	824	25.0
6.	VMI	30	743	24.8
7.	Wofford	34	827	24.3
8.	Chattanooga	33	766	23.2
9.	Western Carolina	32	730	22.8
10.	Samford	32	709	22.2

DEFENSIVE REB PCT.		G	D-Reb	Opp. OR	D-Reb%
1.	UNCG	35	886	266	.769
2.	Mercer	33	824	271	.753
3.	Wofford	34	827	285	.744
4.	Chattanooga	33	766	284	.730
5.	Furman	33	840	322	.723
6.	ETSU	34	910	352	.721
7.	VMI	30	743	314	.703
8.	Western Carolina	32	730	344	.680
9.	The Citadel	32	808	396	.671
10.	Samford	32	709	361	.663

OFFENSIVE REB PCT.		G	O-Reb	Opp. DR	O-Reb%
1.	UNCG	35	418	802	.343
2.	Mercer	33	318	683	.318
3.	ETSU	34	352	776	.312
4.	Western Carolina	32	371	847	.305
5.	Furman	33	317	830	.276
6.	The Citadel	32	376	985	.276
7.	Chattanooga	33	307	821	.272
8.	VMI	30	286	828	.257
9.	Wofford	34	272	803	.253
10.	Samford	32	264	792	.250

2017-18 Southern Conference
CONFERENCE BASKETBALL STATISTICS
Through games of Mar 18, 2018 (All games)

3-POINT FG MADE	G	No.	Avg/G
1. The Citadel	32	386	12.1
2. Wofford	34	357	10.5
3. Furman	33	338	10.2
4. UNCG	35	331	9.5
5. Samford	32	289	9.0
6. Mercer	33	283	8.6
7. Chattanooga	33	276	8.4
8. VMI	30	225	7.5
9. Western Carolina	32	234	7.3
10. ETSU	34	244	7.2

2017-18 Southern Conference
CONFERENCE BASKETBALL STATISTICS
Through games of Mar 18, 2018 (All games)

Team	Conference	Pct.	PF	PA	Overall	Pct.	PF	PA	Current unbeaten streak
UNCG	15-3	.833	74.3	64.6	27-8	.771	73.2	62.5	Mercer -- 1
ETSU	14-4	.778	76.1	65.8	25-9	.735	75.2	65.9	
Furman	13-5	.722	79.6	67.8	23-10	.697	79.4	68.5	
Wofford	11-7	.611	75.9	71.6	21-13	.618	75.8	70.7	
Mercer	11-7	.611	72.8	68.9	19-14	.576	75.6	69.0	
Western Carolina	8-10	.444	67.1	72.4	13-19	.406	68.4	75.6	
Samford	6-12	.333	80.2	85.1	10-22	.312	77.6	82.5	
The Citadel	5-13	.278	80.9	88.7	11-21	.344	82.5	88.1	
VMI	4-14	.222	62.2	75.7	9-21	.300	65.1	73.8	
Chattanooga	3-15	.167	68.8	77.4	10-23	.303	69.4	73.5	

TEAM SUMMARIES	G	PF-PA	Avg score	Margin	FG-FGA	Pct.	3FG-FGA	Pct.	FT-FTA	Pct.	RebF	RebA	Margin
Chattanooga	33	2289-2424	69.4-73.5	-4.1	784-1803	.435	276-776	.356	445-626	.711	1073	1105	-1.0
ETSU	34	2556-2241	75.2-65.9	+9.3	926-1958	.473	244-711	.343	460-648	.710	1262	1128	+3.9
Furman	33	2619-2260	79.4-68.5	+10.9	942-2006	.470	338-950	.356	397-557	.713	1157	1152	+0.2
Mercer	33	2494-2277	75.6-69.0	+6.6	855-1789	.478	283-723	.391	501-662	.757	1142	954	+5.7
Samford	32	2483-2639	77.6-82.5	-4.9	870-1846	.471	289-774	.373	454-594	.764	973	1153	-5.6
The Citadel	32	2639-2819	82.5-88.1	-5.6	889-2148	.414	386-1133	.341	475-673	.706	1184	1381	-6.2
UNCG	35	2562-2189	73.2-62.5	+10.7	924-2075	.445	331-938	.353	383-549	.698	1304	1068	+6.7
VMI	30	1954-2214	65.1-73.8	-8.7	688-1729	.398	225-704	.320	353-477	.740	1029	1142	-3.8
Western Carolina	32	2190-2419	68.4-75.6	-7.2	774-1885	.411	234-703	.333	408-597	.683	1101	1191	-2.8
Wofford	34	2578-2405	75.8-70.7	+5.1	901-1906	.473	357-865	.413	419-538	.779	1099	1088	+0.3

ATTENDANCE	Home	Average	Away	Average	Neutral	Average	Total	Average
Chattanooga	16-50811	3176	15-40465	2698	2-2138	1069	33-93414	2831
ETSU	16-711034	4440	15-60495	4033	3-11369	3790	34-142898	4203
Furman	16-25666	1604	13-56623	4356	4-11377	2844	33-93666	2838
Mercer	14-42763	3054	15-50967	3398	4-10764	2691	33-104494	3166
Samford	14-16237	1160	17-63425	3731	1-2138	2138	32-81800	2556
The Citadel	15-10990	733	15-55268	3685	2-0	0	32-66258	2071
UNCG	17-43728	2572	14-54514	3894	4-5823	1456	35-104065	2973
VMI	14-22407	1600	15-48243	3216	1-0	0	30-70650	2355
Western Carolina	13-18448	1419	15-65881	4392	4-7696	1924	32-92025	2876
Wofford	17-34805	2047	14-55318	3951	3-6286	2095	34-96409	2836
Totals	152-336889	2216	148-551199	3724	28-57591	2057	328-945679	2883

2017-18 Southern Conference
INDIVIDUAL BASKETBALL STATISTICS
Through games of Mar 18, 2018 (All games)

To be ranked, a player must appear in at least 75.0% of their team's games.

SCORING							REBOUNDING							
	Cl	G	FG	3FG	FT	Pts	Avg/G		Cl	G	Off	Def	Total	Avg/G
1. Fletcher Magee-WOF	Jr	34	253	148	97	751	22.1	1. James Dickey-UNCG	So	34	100	186	286	8.4
2. Francis Alonso-UNCG	Jr	35	175	111	86	547	15.6	2. Stephon Jelks-MER	Sr	33	58	182	240	7.3
3. Zane Najdawi-CIT	Jr	31	172	44	91	479	15.5	3. Matt Rafferty-FUR	Jr	33	74	162	236	7.2
4. Desonta Bradford-ETSU	Sr	33	180	42	105	507	15.4	4. Makinde London-UTC	Jr	29	40	159	199	6.9
5. D. Denzel-Dyson-SAM	Sr	32	161	80	85	487	15.2	5. Marc Gosselin-WCU	Jr	31	60	142	202	6.5
6. Bubba Parham-VMI	Fr	30	145	58	91	439	14.6	6. Eric Adams-SAM	Sr	32	80	127	207	6.5
7. Devin Sibley-FUR	Sr	32	172	51	58	453	14.2	7. Joshua Phillips-UTC	Sr	25	55	99	154	6.2
8. Nat Dixon-UTC	Jr	31	140	66	83	429	13.8	8. Cameron Jackson-WOF	Jr	31	57	127	184	5.9
9. Makinde London-UTC	Jr	29	133	45	84	395	13.6	9. Desonta Bradford-ETSU	Sr	33	26	165	191	5.8
10. Justin Coleman-SAM	Jr	32	146	57	83	432	13.5	10. Mike Amius-WCU	Jr	32	62	117	179	5.6
11. Matt Frierson-CIT	Jr	32	125	114	67	431	13.5	11. Mladen Armus-ETSU	Fr	34	86	101	187	5.5
12. Rodney Chatman-UTC	So	30	131	43	93	398	13.3	12. Marvin Smith-UNCG	Sr	35	56	134	190	5.4
13. Mike Amius-WCU	Jr	32	152	0	102	406	12.7	13. Tyler Creammer-VMI	So	30	59	103	162	5.4
14. Marvin Smith-UNCG	Sr	35	131	75	84	421	12.0	14. Desmond Ringer-MER	Jr	33	67	111	178	5.4
15. Cameron Jackson-WOF	Jr	31	158	0	55	371	12.0	15. James Lewis, Jr.-UTC	Fr	27	60	85	145	5.4
16. Jalan McCloud-ETSU	Sr	33	144	31	71	390	11.8	16. Kaelon Harris-CIT	So	29	52	100	152	5.2
17. Alex Thompson-SAM	Sr	30	127	40	53	347	11.6	17. Zane Najdawi-CIT	Jr	31	37	118	155	5.0
18. Daniel Fowler-FUR	Sr	33	131	55	60	377	11.4	18. D. Denzel-Dyson-SAM	Sr	32	34	125	159	5.0
19. Jordan Strawberry-MER	Sr	33	113	48	101	375	11.4	19. Devin Sibley-FUR	Sr	32	14	143	157	4.9
20. John Davis-FUR	Sr	33	137	44	56	374	11.3	20. David Burrell-ETSU	Sr	33	48	112	160	4.8
21. Matt Rafferty-FUR	Jr	33	147	13	64	371	11.2							
22. Demetre Rivers-MER	Sr	33	123	42	78	366	11.1							
23. Nathan Hoover-WOF	So	34	125	70	54	374	11.0							
24. Trevor Stumpe-WOF	So	29	104	47	57	312	10.8							
25. Deriece Parks-WCU	Sr	31	114	66	36	330	10.6							
26. Austin Vereen-VMI	Jr	30	95	60	63	313	10.4							
27. Makale Foreman-UTC	So	33	110	76	39	335	10.2							
28. Eric Adams-SAM	Sr	32	126	0	69	321	10.0							
29. Kaelon Harris-CIT	So	29	87	30	83	287	9.9							
30. Stephon Jelks-MER	Sr	33	114	44	48	320	9.7							

FIELD GOAL PCT						ASSISTS				
	Cl	G	FGM	FGA	Pct.		Cl	G	No.	Avg/G
1. Cameron Jackson-WOF	Jr	31	158	263	.601	1. Justin Coleman-SAM	Jr	32	210	6.6
2. Zane Najdawi-CIT	Jr	31	172	335	.513	2. Josh Sharkey-SAM	So	30	152	5.1
3. Fletcher Magee-WOF	Jr	34	253	523	.484	3. Jordan Strawberry-MER	Sr	33	164	5.0
4. Desonta Bradford-ETSU	Sr	33	180	380	.474	4. Rodney Chatman-UTC	So	30	135	4.5
5. Devin Sibley-FUR	Sr	32	172	373	.461	5. Frankie Johnson-CIT	So	32	138	4.3
6. D. Denzel-Dyson-SAM	Sr	32	161	358	.450	6. Storm Murphy-WOF	Fr	34	135	4.0
7. Francis Alonso-UNCG	Jr	35	175	425	.412	7. Demetrius Troy-UNCG	Jr	35	132	3.8
						8. Desonta Bradford-ETSU	Sr	33	116	3.5
						9. Jalan McCloud-ETSU	Sr	33	114	3.5
						10. Keith Smith-VMI	So	29	91	3.1
						11. Daniel Fowler-FUR	Sr	33	102	3.1
						12. Devin Peterson-WCU	Sr	30	90	3.0
						13. Francis Alonso-UNCG	Jr	35	103	2.9
						14. Matt Rafferty-FUR	Jr	33	91	2.8
						15. Deriece Parks-WCU	Sr	31	83	2.7

2017-18 Southern Conference
INDIVIDUAL BASKETBALL STATISTICS
Through games of Mar 18, 2018 (All games)

FREE THROW PCT					
	Cl	G	FTM	FTA	Pct.
1. Fletcher Magee-WOF	Jr	34	97	107	.907
2. Jordan Strawberry-MER	Sr	33	101	116	.871
3. Justin Coleman-SAM	Jr	32	83	103	.806
4. Bubba Parham-VMI	Fr	30	91	114	.798
5. Rodney Chatman-UTC	So	30	93	119	.782
6. D. Denzel-Dyson-SAM	Sr	32	85	111	.766
7. Josh Sharkey-SAM	So	30	86	114	.754
8. Desonta Bradford-ETSU	Sr	33	105	142	.739
9. Nat Dixon-UTC	Jr	31	83	113	.735
10. Makinde London-UTC	Jr	29	84	115	.730
11. Zane Najdawi-CIT	Jr	31	91	128	.711
12. Kaelon Harris-CIT	So	29	83	118	.703
13. Mike Amius-WCU	Jr	32	102	161	.634

STEALS				
	Cl	G	No.	Avg/G
1. Desonta Bradford-ETSU	Sr	33	62	1.9
2. Frankie Johnson-CIT	So	32	57	1.8
3. Cameron Jackson-WOF	Jr	31	55	1.8
4. Matt Rafferty-FUR	Jr	33	54	1.6
5. Josh Sharkey-SAM	So	30	46	1.5
6. John Davis-FUR	Sr	33	47	1.4
7. Deriece Parks-WCU	Sr	31	44	1.4
8. Keith Smith-VMI	So	29	40	1.4
9. Isaiah Miller-UNCG	Fr	35	48	1.4
10. Eric Adams-SAM	Sr	32	43	1.3
11. Daniel Fowler-FUR	Sr	33	44	1.3
12. Demetrius Troy-UNCG	Jr	35	46	1.3
13. Desmond Johnson-WCU	Fr	31	39	1.3
14. Garrett Gilkeson-VMI	So	30	37	1.2
15. Mike Amius-WCU	Jr	32	38	1.2

3-POINT FG PCT					
	Cl	G	3FG	FGA	Pct.
1. Triston Chambers-SAM	So	32	66	146	.452
2. Fletcher Magee-WOF	Jr	34	148	337	.439
3. Ross Cummings-MER	So	27	54	124	.435
4. Andrew Brown-FUR	Jr	32	61	141	.433
5. Trevor Stumpe-WOF	So	29	47	110	.427
6. D. Denzel-Dyson-SAM	Sr	32	80	190	.421
7. Daniel Fowler-FUR	Sr	33	55	134	.410
8. Nathan Hoover-WOF	So	34	70	173	.405
9. Francis Alonso-UNCG	Jr	35	111	277	.401
10. Nat Dixon-UTC	Jr	31	66	167	.395
11. Devontavius Payne-ETSU	Sr	33	70	179	.391
12. Demetrius Troy-UNCG	Jr	35	53	137	.387
13. Makale Foreman-UTC	So	33	76	199	.382
14. Justin Coleman-SAM	Jr	32	57	154	.370
15. Matt Frierson-CIT	Jr	32	114	314	.363

3-POINT FG MADE				
	Cl	G	3FG	Avg/G
1. Fletcher Magee-WOF	Jr	34	148	4.4
2. Matt Frierson-CIT	Jr	32	114	3.6
3. Francis Alonso-UNCG	Jr	35	111	3.2
4. D. Denzel-Dyson-SAM	Sr	32	80	2.5
5. Makale Foreman-UTC	So	33	76	2.3
6. Marvin Smith-UNCG	Sr	35	75	2.1
7. Nat Dixon-UTC	Jr	31	66	2.1
8. Deriece Parks-WCU	Sr	31	66	2.1
9. Devontavius Payne-ETSU	Sr	33	70	2.1
10. Triston Chambers-SAM	So	32	66	2.1
11. Nathan Hoover-WOF	So	34	70	2.1
12. Austin Vereen-VMI	Jr	30	60	2.0
Ross Cummings-MER	So	27	54	2.0
14. Bubba Parham-VMI	Fr	30	58	1.9
15. Andrew Brown-FUR	Jr	32	61	1.9

BLOCKED SHOTS				
	Cl	G	No.	Avg/G
1. James Dickey-UNCG	So	34	71	2.1
2. Cameron Jackson-WOF	Jr	31	45	1.5
3. Eric Adams-SAM	Sr	32	46	1.4
4. Zane Najdawi-CIT	Jr	31	42	1.4
5. Fred Iruafemi-VMI	Sr	30	40	1.3
6. Peter Jurkin-ETSU	Sr	33	36	1.1
7. Mike Amius-WCU	Jr	32	27	0.8
8. Makinde London-UTC	Jr	29	23	0.8
9. Bo Hodges-ETSU	Fr	32	21	0.7
10. Matt Rafferty-FUR	Jr	33	21	0.6
11. Marc Gosselin-WCU	Jr	31	19	0.6
12. David Burrell-ETSU	Sr	33	20	0.6
13. Kyrin Galloway-UNCG	So	35	20	0.6
14. Tyler Creammer-VMI	So	30	16	0.5
15. Rob Johnson-CIT	Fr	25	13	0.5

ASSIST/TURNOVER RATIO					
	Cl	G	Ast.	T/O	Ratio
1. Jordan Strawberry-MER	Sr	33	164	55	3.0
2. Justin Coleman-SAM	Jr	32	210	87	2.4
3. Storm Murphy-WOF	Fr	34	135	56	2.4
4. Daniel Fowler-FUR	Sr	33	102	46	2.2
5. Devin Peterson-WCU	Sr	30	90	46	2.0
6. Frankie Johnson-CIT	So	32	138	73	1.9
7. Demetrius Troy-UNCG	Jr	35	132	78	1.7
8. Desonta Bradford-ETSU	Sr	33	116	72	1.6
9. Josh Sharkey-SAM	So	30	152	97	1.6
10. Rodney Chatman-UTC	So	30	135	89	1.5
11. Jalan McCloud-ETSU	Sr	33	114	79	1.4
12. Keith Smith-VMI	So	29	91	69	1.3

2017-18 Southern Conference
INDIVIDUAL BASKETBALL STATISTICS
Through games of Mar 18, 2018 (All games)

OFFENSIVE REBOUNDS			
	Cl	G	No. Avg/G
1. James Dickey-UNCG	So	34	100 2.9
2. Mladen Armus-ETSU	Fr	34	86 2.5
3. Eric Adams-SAM	Sr	32	80 2.5
4. Matt Rafferty-FUR	Jr	33	74 2.2
5. James Lewis, Jr.-UTC	Fr	27	60 2.2
6. Joshua Phillips-UTC	Sr	25	55 2.2
7. Desmond Ringer-MER	Sr	33	67 2.0
8. Tyler Creammer-VMI	So	30	59 2.0
9. Mike Amius-WCU	Jr	32	62 1.9
10. Marc Gosselin-WCU	Jr	31	60 1.9
11. Cameron Jackson-WOF	Jr	31	57 1.8
12. Kaelon Harris-CIT	So	29	52 1.8
13. Stephon Jelks-MER	Sr	33	58 1.8
14. Jordy Kuiper-UNCG	Sr	34	58 1.7
15. Marvin Smith-UNCG	Sr	35	56 1.6

DEFENSIVE REBOUNDS			
	Cl	G	No. Avg/G
1. Stephon Jelks-MER	Sr	33	182 5.5
2. Makinde London-UTC	Jr	29	159 5.5
3. James Dickey-UNCG	So	34	186 5.5
4. Desonta Bradford-ETSU	Sr	33	165 5.0
5. Matt Rafferty-FUR	Jr	33	162 4.9
6. Marc Gosselin-WCU	Jr	31	142 4.6
7. Devin Sibley-FUR	Sr	32	143 4.5
8. Cameron Jackson-WOF	Jr	31	127 4.1
9. Eric Adams-SAM	Sr	32	127 4.0
10. Joshua Phillips-UTC	Sr	25	99 4.0
11. D. Denzel-Dyson-SAM	Sr	32	125 3.9
12. Rodney Chatman-UTC	So	30	115 3.8
13. Marvin Smith-UNCG	Sr	35	134 3.8
14. Zane Najdawi-CIT	Jr	31	118 3.8
15. Mike Amius-WCU	Jr	32	117 3.7

MINUTES PLAYED			
	Cl	G	No. Avg/G
1. Nat Dixon-UTC	Jr	31	1130 36.5
2. Makale Foreman-UTC	So	33	1161 35.2
3. Fletcher Magee-WOF	Jr	34	1144 33.6
4. Desonta Bradford-ETSU	Sr	33	1075 32.6
5. Justin Coleman-SAM	Jr	32	1040 32.5
6. Rodney Chatman-UTC	So	30	970 32.3
7. D. Denzel-Dyson-SAM	Sr	32	985 30.8
8. Jordan Strawberry-MER	Sr	33	1014 30.7
9. Deriece Parks-WCU	Sr	31	947 30.5
10. Bubba Parham-VMI	Fr	30	895 29.8

2017-18 Southern Conference
Conference Team Highs
Through games of Mar 18, 2018 (All games)

TEAM HIGHS (highest totals made by)

Points	116	The Citadel vs Trinity Baptist (11/21/17)
	116	Samford vs The Citadel (02/10/18)
	110	Mercer vs Toccoa Falls (11/12/17)
	110	The Citadel vs Point University (12/16/17)
	110	The Citadel vs Chattanooga (01/13/18)
Margin	67 (110-43)	Mercer vs Toccoa Falls (11/12/17)
	60 (108-48)	Western Carolina vs Southern Wesleyan (01/25/18)
	59 (104-45)	Wofford vs Johnson & Wales (12/09/17)
	56 (103-47)	Furman vs Montreat (12/14/17)
	53 (101-48)	Furman vs Bob Jones (11/10/17)
Field goals made	45	The Citadel vs Trinity Baptist (11/21/17)
	41	The Citadel vs Oglethorpe (11/10/17)
	41	Western Carolina vs Southern Wesleyan (01/25/18)
	40	Samford vs The Citadel (02/10/18)
	40	Furman at Samford (02/17/18)
Field goal attempts	87	The Citadel vs Oglethorpe (11/10/17)
	79	The Citadel at North Carolina A&T (11/15/17)
	79	Western Carolina vs Hiwassee (11/15/17)
	79	The Citadel vs Trinity Baptist (11/21/17)
	79	The Citadel vs Marist (12/01/17)
	79	UNCG at Liberty (12/02/17)
	79	Chattanooga at The Citadel (01/13/18)
Field goal percentage	.678 (40-59)	Samford vs The Citadel (02/10/18)
	.651 (28-43)	Mercer at Chattanooga (02/10/18)
	.642 (34-53)	UNCG at Samford (01/27/18)
	.632 (36-57)	Wofford vs Johnson & Wales (12/09/17)
	.619 (39-63)	Samford at The Citadel (01/11/18)
3-Pt FG made	21	The Citadel vs Oglethorpe (11/10/17)
	20	Wofford vs Johnson & Wales (12/09/17)
	18	Samford at The Citadel (01/11/18)
	18	The Citadel at Samford (02/10/18)
	17	Furman vs The Citadel (01/04/18)
	17	Chattanooga at The Citadel (01/13/18)
3-Pt FG attempts	48	The Citadel at Western Carolina (02/25/18)
	47	The Citadel vs Oglethorpe (11/10/17)
	44	The Citadel vs Western Carolina (12/30/17)
	44	The Citadel at Samford (02/10/18)
	43	The Citadel at Ohio State (12/19/17)
3-Pt percentage	.762 (16-21)	UNCG at Samford (01/27/18)
	.647 (11-17)	Mercer at Chattanooga (02/10/18)
	.640 (16-25)	Samford vs The Citadel (02/10/18)
	.609 (14-23)	Western Carolina vs Alabama A&M (11/25/17)
	.591 (13-22)	Wofford vs VMI (01/04/18)
Free throws made	29	Wofford vs The Citadel (01/06/18)
	29	Chattanooga vs UNCG (01/29/18)
	28	ETSU vs Fort Wayne (11/25/17)
	27	VMI at NC State (11/10/17)
	27	ETSU at The Citadel (01/29/18)
Free throw attempts	38	Chattanooga vs UNCG (01/29/18)
	37	Samford vs Thomas University (12/15/17)
	37	Wofford vs The Citadel (01/06/18)
	35	VMI at NC State (11/10/17)
	35	Western Carolina at The Citadel (12/30/17)
Free throw percentage	1.000 (12-12)	Wofford vs UNCG (03/04/18)
	1.000 (7-7)	Wofford vs VMI (01/04/18)

	1.000	(6-6)	The Citadel vs Oglethorpe (11/10/17)
	.933	(14-15)	Samford at Wofford (02/07/18)
	.933	(14-15)	Mercer at Wofford (02/25/18)
Rebounds	56		Western Carolina at The Citadel (12/30/17)
	55		Chattanooga vs Samford (01/24/18)
	54		Western Carolina vs Hiwassee (11/15/17)
	52		Furman vs Montreat (12/14/17)
	51		UNCG at Liberty (12/02/17)
	51		Western Carolina vs Samford (02/03/18)
Assists	32		The Citadel vs Trinity Baptist (11/21/17)
	31		Furman vs The Citadel (01/04/18)
	28		Mercer vs Toccoa Falls (11/12/17)
	28		Samford at The Citadel (01/11/18)
	27		The Citadel vs Oglethorpe (11/10/17)
	27		Wofford vs Bob Jones (11/18/17)
	27		Furman vs Montreat (12/14/17)
	27		Samford vs The Citadel (02/10/18)
Steals	25		The Citadel vs Trinity Baptist (11/21/17)
	22		ETSU vs Hiwassee (12/10/17)
	17		The Citadel vs Oglethorpe (11/10/17)
	17		UNCG vs Ferrum (11/17/17)
	17		The Citadel vs Point University (12/16/17)
	17		The Citadel at Wofford (01/06/18)
Blocked shots	14		UNCG vs ETSU (02/12/18)
	11		ETSU vs Furman (02/25/18)
	9		ETSU at Xavier (12/16/17)
	9		Western Carolina at VMI (02/08/18)
	9		UNCG vs Chattanooga (02/23/18)
	9		ETSU vs Furman (03/04/18)
Turnovers	24		VMI at Duquesne (11/14/17)
	23		VMI at UNCG (02/01/18)
	22		Western Carolina at Cincinnati (11/13/17)
	22		Samford at Clemson (12/09/17)
	22		The Citadel vs Western Carolina (12/30/17)
	22		Chattanooga vs Samford (01/24/18)
	22		Samford vs The Citadel (02/10/18)
	22		ETSU at Western Carolina (02/17/18)
Fouls	33		UNCG at Liberty (12/02/17)
	30		Western Carolina at Minnesota (11/19/17)
	29		The Citadel at Virginia Tech (11/12/17)
	28		Mercer at UCF (11/10/17)
	28		The Citadel vs Western Carolina (12/30/17)
	28		UNCG at Chattanooga (01/29/18)

2017-18 Southern Conference
Conference Individual Highs
Through games of Mar 18, 2018 (All games)

INDIVIDUAL PLAYER GAME HIGHS

Points	45		Fletcher Magee (Wofford) at Chattanooga (02/17/18)	
	37		Zane Najdawi (The Citadel) vs Chattanooga (01/13/18)	
	37		Fletcher Magee (Wofford) vs Central Michigan (03/16/18)	
	36		Francis Alonso (UNCG) at Liberty (12/02/17)	
	36		Fletcher Magee (Wofford) vs Georgia Tech (12/06/17)	
Field goals made	17		Fletcher Magee (Wofford) at Chattanooga (02/17/18)	
	15		Zane Najdawi (The Citadel) vs Chattanooga (01/13/18)	
	12		Zane Najdawi (The Citadel) vs Trinity Baptist (11/21/17)	
	12		Fletcher Magee (Wofford) vs Georgia Tech (12/06/17)	
	12		Justin Coleman (Samford) vs Chattanooga (12/30/17)	
	12		Mike Amius (Western Carolina) at Chattanooga (01/04/18)	
	12		Desonta Bradford (ETSU) vs Samford (02/01/18)	
	12		Mike Amius (Western Carolina) vs Samford (02/03/18)	
	12		Zane Najdawi (The Citadel) at Samford (02/10/18)	
	12		Fletcher Magee (Wofford) vs Central Michigan (03/16/18)	
	Field goal attempts	31		Francis Alonso (UNCG) at Liberty (12/02/17)
		26		Fletcher Magee (Wofford) at Chattanooga (02/17/18)
25			Bubba Parham (VMI) at Chattanooga (01/27/18)	
23			Fletcher Magee (Wofford) at North Carolina (12/20/17)	
22			Fletcher Magee (Wofford) vs Georgia Tech (12/06/17)	
22			Desonta Bradford (ETSU) at UNCG (02/12/18)	
Field goal percentage	1.000	(9-9)	Desmond Ringer (Mercer) at ETSU (01/24/18)	
	.909	(10-11)	Alex Thompson (Samford) vs The Citadel (02/10/18)	
	.900	(9-10)	Hayden Brown (The Citadel) at Virginia Tech (11/12/17)	
	.900	(9-10)	D. Denzel-Dyson (Samford) vs Southeastern La. (11/24/17)	
	.889	(8-9)	Matt Rafferty (Furman) vs UNC Asheville (12/05/17)	
	.889	(8-9)	Bo Hodges (ETSU) vs Hiwassee (12/10/17)	
	.889	(8-9)	Desmond Ringer (Mercer) at Chattanooga (02/10/18)	
	.889	(8-9)	Cameron Jackson (Wofford) vs Mercer (02/25/18)	
3-Pt FG made	11		Fletcher Magee (Wofford) at Chattanooga (02/17/18)	
	9		Matt Frierson (The Citadel) vs Chattanooga (01/13/18)	
	8		Francis Alonso (UNCG) vs Delaware (11/20/17)	
	8		Fletcher Magee (Wofford) vs Georgia Tech (12/06/17)	
	8		Fletcher Magee (Wofford) at Samford (01/18/18)	
	8		Francis Alonso (UNCG) at Samford (01/27/18)	
	8		Triston Chambers (Samford) vs VMI (01/29/18)	
	8		Kaiden Rice (The Citadel) at Western Carolina (02/25/18)	
	8		Fletcher Magee (Wofford) vs Central Michigan (03/16/18)	
3-Pt FG attempts	19		Francis Alonso (UNCG) at Liberty (12/02/17)	
	19		Fletcher Magee (Wofford) at Chattanooga (02/17/18)	
	18		Matt Frierson (The Citadel) vs Chattanooga (01/13/18)	
	18		Kaiden Rice (The Citadel) at Western Carolina (02/25/18)	
	16		Francis Alonso (UNCG) at Chattanooga (01/29/18)	
3-Pt percentage	1.000	(5-5)	D. Denzel-Dyson (Samford) vs Southeastern La. (11/24/17)	
	1.000	(5-5)	Fletcher Magee (Wofford) at Coastal Carolina (11/29/17)	
	1.000	(5-5)	Keith Smith (VMI) vs Mercer (01/18/18)	
	1.000	(5-5)	Garrett Gilkeson (VMI) at Chattanooga (01/27/18)	
	.889	(8-9)	Francis Alonso (UNCG) at Samford (01/27/18)	
Free throws made	16		Josh Sharkey (Samford) vs UNCG (01/27/18)	
	12		Bubba Parham (VMI) at NC State (11/10/17)	
	11		Ria'n Holland (Mercer) at UCF (11/10/17)	
	11		Jordan Strawberry (Mercer) vs UNCG (02/17/18)	
	10		Desonta Bradford (ETSU) vs Fort Wayne (11/25/17)	

	10	Mike Amius (Western Carolina) at Col. of Charleston (11/30/17)
	10	Trevor Stumpe (Wofford) vs The Citadel (01/06/18)
	10	Desonta Bradford (ETSU) vs Wofford (02/23/18)
	10	Eric Adams (Samford) at UNCG (02/25/18)
Free throw attempts	18	Josh Sharkey (Samford) vs UNCG (01/27/18)
	14	Desonta Bradford (ETSU) vs Wofford (02/23/18)
	13	Mike Amius (Western Carolina) vs UNCG (01/13/18)
	12	Bubba Parham (VMI) at NC State (11/10/17)
	12	Desonta Bradford (ETSU) vs Fort Wayne (11/25/17)
	12	Mike Amius (Western Carolina) at Col. of Charleston (11/30/17)
	12	Trevor Stumpe (Wofford) vs The Citadel (01/06/18)
	12	Josh Sharkey (Samford) at VMI (02/23/18)
Free throw percentage	1.000 (12-12)	Bubba Parham (VMI) at NC State (11/10/17)
	1.000 (11-11)	Ria'n Holland (Mercer) at UCF (11/10/17)
	1.000 (11-11)	Jordan Strawberry (Mercer) vs UNCG (02/17/18)
	1.000 (9-9)	Matt Halvorsen (Western Carolina) at Furman (01/27/18)
	1.000 (9-9)	Nat Dixon (Chattanooga) vs UNCG (01/29/18)
	1.000 (9-9)	Matt Frierson (The Citadel) vs Furman (02/03/18)
	1.000 (9-9)	Rodney Chatman (Chattanooga) vs Mercer (02/10/18)
	1.000 (9-9)	Josh Sharkey (Samford) vs Mercer (02/12/18)
	1.000 (8-8)	Matt Halvorsen (Western Carolina) vs Appalachian State (12/04/17)
	1.000 (8-8)	Desmond Ringer (Mercer) at Furman (01/06/18)
	1.000 (8-8)	Desonta Bradford (ETSU) at The Citadel (01/29/18)
Rebounds	19	Makinde London (Chattanooga) vs Samford (01/24/18)
	18	Makinde London (Chattanooga) at Marshall (12/05/17)
	16	Matt Rafferty (Furman) vs Bob Jones (11/10/17)
	15	Makinde London (Chattanooga) vs Samford (03/02/18)
	14	Matt Rafferty (Furman) vs Tennessee Tech (12/02/17)
	14	James Dickey (UNCG) at Liberty (12/02/17)
	14	Mike Amius (Western Carolina) vs Samford (02/03/18)
	14	Zane Najdawi (The Citadel) vs VMI (02/17/18)
	14	Joshua Phillips (Chattanooga) at VMI (02/25/18)
Assists	15	Justin Coleman (Samford) vs Chattanooga (03/02/18)
	14	Rodney Chatman (Chattanooga) at Jacksonville State (12/21/17)
	13	Justin Coleman (Samford) at The Citadel (01/11/18)
	13	Justin Coleman (Samford) vs The Citadel (02/10/18)
	12	Justin Coleman (Samford) vs Wofford (01/18/18)
Steals	8	Desmond Johnson (Western Carolina) at The Citadel (12/30/17)
	6	Marcus Cohen (Mercer) vs Toccoa Falls (11/12/17)
	6	Cameron Jackson (Wofford) vs Washington & Lee (11/12/17)
	5	Ria'n Holland (Mercer) vs Jackson State (11/14/17)
	5	Frankie Johnson (The Citadel) vs Trinity Baptist (11/21/17)
	5	Matt Rafferty (Furman) vs Tennessee Tech (12/02/17)
	5	Isaiah Miller (UNCG) at Liberty (12/02/17)
	5	Matt Frierson (The Citadel) vs Point University (12/16/17)
	5	Jalan McCloud (ETSU) vs Tusculum (12/28/17)
	5	Quayson Williams (The Citadel) at Wofford (01/06/18)
	5	Frankie Johnson (The Citadel) at VMI (01/20/18)
	5	Quayson Williams (The Citadel) at Samford (02/10/18)
	5	Marc Gosselin (Western Carolina) vs ETSU (02/17/18)
	5	Matt Rafferty (Furman) vs Western Carolina (03/03/18)
Blocked shots	8	James Dickey (UNCG) vs ETSU (02/12/18)
	6	Cameron Jackson (Wofford) at North Carolina (12/20/17)
	6	Zane Najdawi (The Citadel) vs Western Carolina (12/30/17)
	5	James Dickey (UNCG) vs Longwood (11/21/17)
	5	James Dickey (UNCG) vs UNCW (12/13/17)
	5	Peter Jurkin (ETSU) at Xavier (12/16/17)
	5	James Dickey (UNCG) vs ETSU (03/05/18)

Turnovers	12	Rodney Chatman (Chattanooga) vs UNCG (01/29/18)
	8	Frankie Johnson (The Citadel) vs Western Carolina (12/30/17)
	8	Josh Sharkey (Samford) vs The Citadel (02/10/18)
	8	Mike Amius (Western Carolina) vs ETSU (02/17/18)
	7	James Dickey (UNCG) vs UNCW (12/13/17)
	7	Keith Smith (VMI) at VCU (12/22/17)
	7	Zane Najdawi (The Citadel) at ETSU (02/20/18)

2017-18 Southern Conference
CONFERENCE BASKETBALL STATISTICS
Final (Conference games only)

SCORING OFFENSE	G	W-L	Pts	Avg/G
1. The Citadel	18	5-13	1456	80.9
2. Samford	18	6-12	1443	80.2
3. Furman	18	13-5	1433	79.6
4. ETSU	18	14-4	1370	76.1
5. Wofford	18	11-7	1367	75.9
6. UNCG	18	15-3	1338	74.3
7. Mercer	18	11-7	1311	72.8
8. Chattanooga	18	3-15	1238	68.8
9. Western Carolina	18	8-10	1208	67.1
10. VMI	18	4-14	1120	62.2

SCORING DEFENSE	G	Pts	Avg/G
1. UNCG	18	1162	64.6
2. ETSU	18	1184	65.8
3. Furman	18	1220	67.8
4. Mercer	18	1241	68.9
5. Wofford	18	1288	71.6
6. Western Carolina	18	1304	72.4
7. VMI	18	1362	75.7
8. Chattanooga	18	1394	77.4
9. Samford	18	1532	85.1
10. The Citadel	18	1597	88.7

SCORING MARGIN	G	Offense	Defense	Margin
1. Furman	18	79.6	67.8	+11.8
2. ETSU	18	76.1	65.8	+10.3
3. UNCG	18	74.3	64.6	+9.8
4. Wofford	18	75.9	71.6	+4.4
5. Mercer	18	72.8	68.9	+3.9
6. Samford	18	80.2	85.1	-4.9
7. Western Carolina	18	67.1	72.4	-5.3
8. The Citadel	18	80.9	88.7	-7.8
9. Chattanooga	18	68.8	77.4	-8.7
10. VMI	18	62.2	75.7	-13.4

FREE THROW PCT	G	FTM	FTA	Pct.
1. Samford	18	286	357	.801
2. Wofford	18	227	293	.775
3. Mercer	18	258	336	.768
4. VMI	18	196	263	.745
5. ETSU	18	239	327	.731
6. UNCG	18	206	284	.725
7. The Citadel	18	302	420	.719
8. Chattanooga	18	243	338	.719
9. Western Carolina	18	246	343	.717
10. Furman	18	199	293	.679

FIELD GOAL PERCENTAGE	G	FGM	FGA	Pct.
1. ETSU	18	495	1010	.490
2. Furman	18	520	1070	.486
3. Samford	18	496	1031	.481
4. Mercer	18	458	967	.474
5. Wofford	18	476	1011	.471
6. UNCG	18	480	1066	.450
7. Chattanooga	18	425	988	.430
8. Western Carolina	18	423	1028	.411
9. The Citadel	18	467	1136	.411
10. VMI	18	395	1041	.379

FIELD GOAL PCT DEFENSE	G	FGM	FGA	Pct.
1. ETSU	18	407	1019	.399
2. UNCG	18	386	933	.414
3. Furman	18	431	1015	.425
4. Mercer	18	418	969	.431
5. Western Carolina	18	449	1019	.441
6. Wofford	18	444	991	.448
7. VMI	18	471	1049	.449
8. The Citadel	18	559	1164	.480
9. Samford	18	556	1141	.487
10. Chattanooga	18	514	1048	.490

3-POINT FG PCT	G	3FGM	3FGA	Pct.
1. Wofford	18	188	464	.405
2. Samford	18	165	433	.381
3. ETSU	18	141	372	.379
4. Furman	18	194	519	.374
5. UNCG	18	172	473	.364
6. Mercer	18	137	384	.357
7. Chattanooga	18	145	424	.342
8. The Citadel	18	220	647	.340
9. VMI	18	134	426	.315
10. Western Carolina	18	116	380	.305

3-POINT FG PCT DEFENSE	G	3FGM	3FGA	Pct.
1. ETSU	18	130	393	.331
2. Furman	18	132	397	.332
3. Western Carolina	18	172	504	.341
4. VMI	18	165	468	.353
5. Wofford	18	159	447	.356
6. UNCG	18	134	374	.358
7. Mercer	18	177	494	.358
8. Chattanooga	18	152	412	.369
9. The Citadel	18	190	514	.370
10. Samford	18	201	519	.387

REBOUNDING OFFENSE	G	Rebounds	Avg/G
1. UNCG	18	668	37.1
2. ETSU	18	667	37.1
3. The Citadel	18	662	36.8
4. Mercer	18	631	35.1
5. Western Carolina	18	626	34.8
6. Furman	18	613	34.1
7. Wofford	18	606	33.7
8. VMI	18	602	33.4
9. Chattanooga	18	566	31.4
10. Samford	18	540	30.0

REBOUNDING DEFENSE	G	Rebounds	Avg/G
1. Mercer	18	504	28.0
2. UNCG	18	534	29.7
3. ETSU	18	562	31.2
4. Wofford	18	573	31.8
5. Furman	18	611	33.9
6. Chattanooga	18	616	34.2
7. Western Carolina	18	648	36.0
8. Samford	18	667	37.1
9. VMI	18	725	40.3
10. The Citadel	18	741	41.2

2017-18 Southern Conference
CONFERENCE BASKETBALL STATISTICS
Final (Conference games only)

REBOUNDING MARGIN					
	G	Team	Avg.	Opp.	Avg. Margin
1. UNCG	18	668	37.1	534	29.7 +7.4
2. Mercer	18	631	35.1	504	28.0 +7.1
3. ETSU	18	667	37.1	562	31.2 +5.8
4. Wofford	18	606	33.7	573	31.8 +1.8
5. Furman	18	613	34.1	611	33.9 +0.1
6. Western Carolina	18	626	34.8	648	36.0 -1.2
7. Chattanooga	18	566	31.4	616	34.2 -2.8
8. The Citadel	18	662	36.8	741	41.2 -4.4
9. VMI	18	602	33.4	725	40.3 -6.8
10. Samford	18	540	30.0	667	37.1 -7.1

BLOCKED SHOTS			
	G	No.	Avg/G
1. ETSU	18	78	4.3
UNCG	18	78	4.3
3. The Citadel	18	65	3.6
4. VMI	18	53	2.9
Western Carolina	18	53	2.9
6. Wofford	18	49	2.7
7. Samford	18	46	2.6
8. Chattanooga	18	40	2.2
9. Furman	18	38	2.1
10. Mercer	18	30	1.7

ASSISTS			
	G	No.	Avg/G
1. Samford	18	304	16.9
2. Furman	18	300	16.7
3. The Citadel	18	286	15.9
4. ETSU	18	285	15.8
5. Wofford	18	276	15.3
6. UNCG	18	270	15.0
7. Mercer	18	246	13.7
8. Western Carolina	18	226	12.6
9. Chattanooga	18	220	12.2
10. VMI	18	192	10.7

STEALS			
	G	No.	Avg/G
1. The Citadel	18	148	8.2
2. Western Carolina	18	145	8.1
3. Furman	18	139	7.7
4. Samford	18	137	7.6
5. VMI	18	131	7.3
6. ETSU	18	126	7.0
7. UNCG	18	120	6.7
8. Wofford	18	109	6.1
9. Chattanooga	18	98	5.4
10. Mercer	18	92	5.1

TURNOVER MARGIN					
	G	Team	Avg.	Opp.	Avg. Margin
1. Furman	18	197	10.9	252	14.0 +3.1
2. UNCG	18	239	13.3	256	14.2 +0.9
3. Samford	18	243	13.5	250	13.9 +0.4
4. Western Carolina	18	272	15.1	273	15.2 +0.1
5. The Citadel	18	273	15.2	270	15.0 -0.2
6. ETSU	18	249	13.8	243	13.5 -0.3
7. Wofford	18	226	12.6	219	12.2 -0.4
8. VMI	18	258	14.3	242	13.4 -0.9
9. Chattanooga	18	248	13.8	227	12.6 -1.2
10. Mercer	18	219	12.2	192	10.7 -1.5

ASSIST/TURNOVER RATIO						
	G	Ast.	Avg.	T/O	Avg.	Ratio
1. Furman	18	300	16.7	197	10.9	1.5
2. Samford	18	304	16.9	243	13.5	1.3
3. Wofford	18	276	15.3	226	12.6	1.2
4. ETSU	18	285	15.8	249	13.8	1.1
5. UNCG	18	270	15.0	239	13.3	1.1
6. Mercer	18	246	13.7	219	12.2	1.1
7. The Citadel	18	286	15.9	273	15.2	1.0
8. Chattanooga	18	220	12.2	248	13.8	0.9
9. Western Carolina	18	226	12.6	272	15.1	0.8
10. VMI	18	192	10.7	258	14.3	0.7

OFFENSIVE REBOUNDS			
	G	No.	Avg/G
1. UNCG	18	215	11.9
2. The Citadel	18	204	11.3
3. Western Carolina	18	203	11.3
4. Mercer	18	181	10.1
5. Chattanooga	18	176	9.8
6. ETSU	18	175	9.7
7. VMI	18	167	9.3
8. Wofford	18	160	8.9
9. Furman	18	151	8.4
10. Samford	18	128	7.1

DEFENSIVE REBOUNDS			
	G	No.	Avg/G
1. ETSU	18	492	27.3
2. Furman	18	462	25.7
3. The Citadel	18	458	25.4
4. UNCG	18	453	25.2
5. Mercer	18	450	25.0
6. Wofford	18	446	24.8
7. VMI	18	435	24.2
8. Western Carolina	18	423	23.5
9. Samford	18	412	22.9
10. Chattanooga	18	390	21.7

DEFENSIVE REB PCT.				
	G	D-Reb	Opp. OR	D-Reb%
1. UNCG	18	453	138	.766
2. Mercer	18	450	138	.765
3. Furman	18	462	158	.745
4. Wofford	18	446	154	.743
5. ETSU	18	492	180	.732
6. Chattanooga	18	390	172	.694
7. Western Carolina	18	423	193	.687
8. The Citadel	18	458	211	.685
9. VMI	18	435	201	.684
10. Samford	18	412	215	.657

OFFENSIVE REB PCT.				
	G	O-Reb	Opp. DR	O-Reb%
1. UNCG	18	215	396	.352
2. Mercer	18	181	366	.331
3. ETSU	18	175	382	.314
4. Western Carolina	18	203	455	.309
5. Chattanooga	18	176	444	.284
6. The Citadel	18	204	530	.278
7. Wofford	18	160	419	.276
8. Furman	18	151	453	.250
9. VMI	18	167	524	.242
10. Samford	18	128	452	.221

2017-18 Southern Conference
CONFERENCE BASKETBALL STATISTICS
Final (Conference games only)

3-POINT FG MADE	G	No.	Avg/G
1. The Citadel	18	220	12.2
2. Furman	18	194	10.8
3. Wofford	18	188	10.4
4. UNCG	18	172	9.6
5. Samford	18	165	9.2
6. Chattanooga	18	145	8.1
7. ETSU	18	141	7.8
8. Mercer	18	137	7.6
9. VMI	18	134	7.4
10. Western Carolina	18	116	6.4

2017-18 Southern Conference
CONFERENCE BASKETBALL STATISTICS
Final (Conference games only)

Team	Conference	Pct.	PF	PA	Overall	Pct.	PF	PA	Current unbeaten streak
UNCG	15-3	.833	74.3	64.6	15-3	.833	74.3	64.6	Mercer -- 8
ETSU	14-4	.778	76.1	65.8	14-4	.778	76.1	65.8	Furman -- 6
Furman	13-5	.722	79.6	67.8	13-5	.722	79.6	67.8	UNCG -- 3
Wofford	11-7	.611	75.9	71.6	11-7	.611	75.9	71.6	VMI -- 1
Mercer	11-7	.611	72.8	68.9	11-7	.611	72.8	68.9	Western Carolina -- 1
Western Carolina	8-10	.444	67.1	72.4	8-10	.444	67.1	72.4	
Samford	6-12	.333	80.2	85.1	6-12	.333	80.2	85.1	
The Citadel	5-13	.278	80.9	88.7	5-13	.278	80.9	88.7	
VMI	4-14	.222	62.2	75.7	4-14	.222	62.2	75.7	
Chattanooga	3-15	.167	68.8	77.4	3-15	.167	68.8	77.4	

TEAM SUMMARIES	G	PF-PA	Avg score	Margin	FG-FGA	Pct.	3FG-FGA	Pct.	FT-FTA	Pct.	RebF	RebA	Margin
Chattanooga	18	1238-1394	68.8-77.4	-8.7	425-988	.430	145-424	.342	243-338	.719	566	616	-2.8
ETSU	18	1370-1184	76.1-65.8	+10.3	495-1010	.490	141-372	.379	239-327	.731	667	562	+5.8
Furman	18	1433-1220	79.6-67.8	+11.8	520-1070	.486	194-519	.374	199-293	.679	613	611	+0.1
Mercer	18	1311-1241	72.8-68.9	+3.9	458-967	.474	137-384	.357	258-336	.768	631	504	+7.1
Samford	18	1443-1532	80.2-85.1	-4.9	496-1031	.481	165-433	.381	286-357	.801	540	667	-7.1
The Citadel	18	1456-1597	80.9-88.7	-7.8	467-1136	.411	220-647	.340	302-420	.719	662	741	-4.4
UNCG	18	1338-1162	74.3-64.6	+9.8	480-1066	.450	172-473	.364	206-284	.725	668	534	+7.4
VMI	18	1120-1362	62.2-75.7	-13.4	395-1041	.379	134-426	.315	196-263	.745	602	725	-6.8
Western Carolina	18	1208-1304	67.1-72.4	-5.3	423-1028	.411	116-380	.305	246-343	.717	626	648	-1.2
Wofford	18	1367-1288	75.9-71.6	+4.4	476-1011	.471	188-464	.405	227-293	.775	606	573	+1.8

ATTENDANCE	Home	Average	Away	Average	Neutral	Average	Total	Average
Chattanooga	9-32133	3570	9-23077	2564	0-0	0	18-55210	3067
ETSU	9-47430	5270	9-23293	2588	0-0	0	18-70723	3929
Furman	9-16366	1818	9-22151	2461	0-0	0	18-38517	2140
Mercer	9-28256	3140	9-19853	2206	0-0	0	18-48109	2673
Samford	9-11796	1311	9-23709	2634	0-0	0	18-35505	1972
The Citadel	9-8274	919	9-24294	2699	0-0	0	18-32568	1809
UNCG	9-27984	3109	9-17368	1930	0-0	0	18-45352	2520
VMI	9-14893	1655	9-23191	2577	0-0	0	18-38084	2116
Western Carolina	9-12196	1355	9-20884	2320	0-0	0	18-33080	1838
Wofford	9-21396	2377	9-22904	2545	0-0	0	18-44300	2461
Totals	90-220724	2452	90-220724	2452	0-0	0	180-441448	2452

2017-18 Southern Conference
INDIVIDUAL BASKETBALL STATISTICS
Final (Conference games only)

To be ranked, a player must appear in at least 75.0% of their team's games.

SCORING							REBOUNDING						
	Cl	G	FG	3FG	FT	Pts Avg/G	Cl	G	Off	Def	Total	Avg/G	
1. Fletcher Magee-WOF	Jr	18	126	75	53	380 21.1	1. James Dickey-UNCG	So	18	47	99	146 8.1	
2. Zane Najdawi-CIT	Jr	18	124	34	69	351 19.5	2. Marc Gosselin-WCU	Jr	18	39	91	130 7.2	
3. Desonta Bradford-ETSU	Sr	17	101	22	59	283 16.6	3. Stephon Jelks-MER	Sr	18	34	93	127 7.1	
4. Bubba Parham-VMI	Fr	18	102	40	55	299 16.6	4. Desmond Ringer-MER	Sr	18	47	79	126 7.0	
5. Matt Frierson-CIT	Jr	18	76	71	56	279 15.5	5. Joshua Phillips-UTC	Sr	18	47	77	124 6.9	
6. Nat Dixon-UTC	Jr	16	82	38	45	247 15.4	6. Matt Rafferty-FUR	Jr	18	38	81	119 6.6	
7. Francis Alonso-UNCG	Jr	18	84	56	45	269 14.9	7. Eric Adams-SAM	Sr	18	37	81	118 6.6	
8. Rodney Chatman-UTC	So	15	74	25	49	222 14.8	8. Kaelon Harris-CIT	So	17	37	70	107 6.3	
9. D. Denzel-Dyson-SAM	Sr	18	89	46	42	266 14.8	9. Zane Najdawi-CIT	Jr	18	24	88	112 6.2	
10. Mike Amius-WCU	Jr	18	99	0	61	259 14.4	10. Mike Amius-WCU	Jr	18	35	75	110 6.1	
11. Justin Coleman-SAM	Jr	18	84	32	57	257 14.3	11. Marvin Smith-UNCG	Sr	18	31	74	105 5.8	
12. Devin Sibley-FUR	Sr	17	90	23	31	234 13.8	12. Makinde London-UTC	Jr	15	21	65	86 5.7	
13. Marvin Smith-UNCG	Sr	18	71	44	56	242 13.4	13. Mladen Armus-ETSU	Fr	18	48	53	101 5.6	
14. Makinde London-UTC	Jr	15	67	18	45	197 13.1	14. Desonta Bradford-ETSU	Sr	17	9	84	93 5.5	
15. Trevor Stumpe-WOF	So	18	75	33	41	224 12.4	15. Devin Sibley-FUR	Sr	17	8	83	91 5.4	
16. Eric Adams-SAM	Sr	18	85	0	53	223 12.4	16. Austin Vereen-VMI	Jr	18	21	72	93 5.2	
17. Alex Thompson-SAM	Sr	16	72	23	28	195 12.2	17. Cameron Jackson-WOF	Jr	16	28	52	80 5.0	
18. Demetre Rivers-MER	Sr	18	76	23	41	216 12.0	18. D. Denzel-Dyson-SAM	Sr	18	17	71	88 4.9	
19. Jordan Strawberry-MER	Sr	18	64	22	64	214 11.9	19. Peter Jurkin-ETSU	Sr	18	24	62	86 4.8	
20. Ross Cummings-MER	So	16	60	43	27	190 11.9	20. David Burrell-ETSU	Sr	18	21	63	84 4.7	
21. Jalan McCloud-ETSU	Sr	17	73	25	28	199 11.7	Tyler Creamer-VMI	So	18	32	52	84 4.7	
22. Austin Vereen-VMI	Jr	18	63	39	41	206 11.4	Trevor Stumpe-WOF	So	18	30	54	84 4.7	
23. Cameron Jackson-WOF	Jr	16	78	0	25	181 11.3							
24. Triston Chambers-SAM	So	18	65	45	28	203 11.3							
25. Daniel Fowler-FUR	Sr	18	70	29	32	201 11.2							
26. Matt Rafferty-FUR	Jr	18	81	6	31	199 11.1							
27. Makale Foreman-UTC	So	18	66	45	21	198 11.0							
28. John Davis-FUR	Sr	18	72	27	26	197 10.9							
29. Nathan Hoover-WOF	So	18	68	35	25	196 10.9							
30. Andrew Brown-FUR	Jr	17	64	42	14	184 10.8							

FIELD GOAL PCT						ASSISTS			
	Cl	G	FGM	FGA	Pct.	Cl	G	No.	Avg/G
1. Zane Najdawi-CIT	Jr	18	124	221	.561	1. Justin Coleman-SAM	Jr	18	128 7.1
2. Mike Amius-WCU	Jr	18	99	178	.556	2. Josh Sharkey-SAM	So	18	107 5.9
3. Desonta Bradford-ETSU	Sr	17	101	196	.515	3. Frankie Johnson-CIT	So	18	100 5.6
4. Fletcher Magee-WOF	Jr	18	126	279	.452	4. Jordan Strawberry-MER	Sr	18	94 5.2
5. Devin Sibley-FUR	Sr	17	90	202	.446	5. Rodney Chatman-UTC	So	15	78 5.2
6. Nat Dixon-UTC	Jr	16	82	194	.423	6. Demetrius Troy-UNCG	Jr	18	82 4.6
7. Bubba Parham-VMI	Fr	18	102	251	.406	7. Storm Murphy-WOF	Fr	18	75 4.2
						8. Desonta Bradford-ETSU	Sr	17	64 3.8
						9. Daniel Fowler-FUR	Sr	18	65 3.6
						10. Jalan McCloud-ETSU	Sr	17	58 3.4
						11. Jermaine Long-ETSU	Sr	18	59 3.3
						12. Francis Alonso-UNCG	Jr	18	50 2.8
						13. Deriece Parks-WCU	Sr	17	47 2.8
						Devin Peterson-WCU	Sr	17	47 2.8
						15. Matt Rafferty-FUR	Jr	18	48 2.7

2017-18 Southern Conference
INDIVIDUAL BASKETBALL STATISTICS
Final (Conference games only)

FREE THROW PCT					
	Cl	G	FTM	FTA	Pct.
1. Jordan Strawberry-MER	Sr	18	64	69	.928
2. Matt Halvorsen-WCU	Fr	18	45	49	.918
3. Matt Frierson-CIT	Jr	18	56	62	.903
4. Francis Alonso-UNCG	Jr	18	45	50	.900
5. Fletcher Magee-WOF	Jr	18	53	61	.869
6. Justin Coleman-SAM	Jr	18	57	68	.838
7. Desonta Bradford-ETSU	Sr	17	59	71	.831
8. Rodney Chatman-UTC	So	15	49	59	.831
9. Eric Adams-SAM	Sr	18	53	67	.791
10. Makinde London-UTC	Jr	15	45	57	.789
11. Josh Sharkey-SAM	So	18	61	79	.772
12. Bubba Parham-VMI	Fr	18	55	72	.764
13. Marvin Smith-UNCG	Sr	18	56	76	.737
14. Zane Najdawi-CIT	Jr	18	69	96	.719
15. Nat Dixon-UTC	Jr	16	45	65	.692

STEALS				
	Cl	G	No.	Avg/G
1. Frankie Johnson-CIT	So	18	36	2.0
2. Desonta Bradford-ETSU	Sr	17	33	1.9
3. Josh Sharkey-SAM	So	18	30	1.7
4. Desmond Johnson-WCU	Fr	18	28	1.6
5. Deriece Parks-WCU	Sr	17	26	1.5
6. Cameron Jackson-WOF	Jr	16	24	1.5
7. Eric Adams-SAM	Sr	18	26	1.4
John Davis-FUR	Sr	18	26	1.4
Matt Rafferty-FUR	Jr	18	26	1.4
10. Rodney Chatman-UTC	So	15	21	1.4
11. Isaiah Miller-UNCG	Fr	18	25	1.4
Daniel Fowler-FUR	Sr	18	25	1.4
13. Garrett Gilkeson-VMI	So	18	24	1.3
Austin Vereen-VMI	Jr	18	24	1.3
Mike Amius-WCU	Jr	18	24	1.3
Quayson Williams-CIT	Jr	18	24	1.3

3-POINT FG PCT					
	Cl	G	3FG	FGA	Pct.
1. Andrew Brown-FUR	Jr	17	42	83	.506
2. Zane Najdawi-CIT	Jr	18	34	71	.479
3. Triston Chambers-SAM	So	18	45	96	.469
4. Ross Cummings-MER	So	16	43	94	.457
5. John Davis-FUR	Sr	18	27	61	.443
6. Devontavius Payne-ETSU	Sr	18	41	95	.432
7. Trevor Stumpe-WOF	So	18	33	77	.429
8. Nathan Hoover-WOF	So	18	35	83	.422
9. D. Denzel-Dyson-SAM	Sr	18	46	111	.414
10. Daniel Fowler-FUR	Sr	18	29	71	.408
11. Fletcher Magee-WOF	Jr	18	75	189	.397
12. Francis Alonso-UNCG	Jr	18	56	142	.394
13. Makale Foreman-UTC	So	18	45	119	.378
14. Quayson Williams-CIT	Jr	18	33	88	.375
15. Rodney Chatman-UTC	So	15	25	67	.373

3-POINT FG MADE				
	Cl	G	3FG	Avg/G
1. Fletcher Magee-WOF	Jr	18	75	4.2
2. Matt Frierson-CIT	Jr	18	71	3.9
3. Francis Alonso-UNCG	Jr	18	56	3.1
4. Ross Cummings-MER	So	16	43	2.7
5. D. Denzel-Dyson-SAM	Sr	18	46	2.6
6. Makale Foreman-UTC	So	18	45	2.5
Triston Chambers-SAM	So	18	45	2.5
8. Andrew Brown-FUR	Jr	17	42	2.5
9. Marvin Smith-UNCG	Sr	18	44	2.4
10. Nat Dixon-UTC	Jr	16	38	2.4
11. Devontavius Payne-ETSU	Sr	18	41	2.3
12. Bubba Parham-VMI	Fr	18	40	2.2
13. Austin Vereen-VMI	Jr	18	39	2.2
14. Jordan Lyons-FUR	So	18	35	1.9
Nathan Hoover-WOF	So	18	35	1.9

BLOCKED SHOTS				
	Cl	G	No.	Avg/G
1. James Dickey-UNCG	So	18	38	2.1
2. Zane Najdawi-CIT	Jr	18	37	2.1
3. Eric Adams-SAM	Sr	18	28	1.6
4. Cameron Jackson-WOF	Jr	16	24	1.5
5. Fred Iruafemi-VMI	Sr	18	26	1.4
6. Peter Jurkin-ETSU	Sr	18	19	1.1
7. Mike Amius-WCU	Jr	18	15	0.8
Kyrin Galloway-UNCG	So	18	15	0.8
9. Rodney Chatman-UTC	So	15	11	0.7
Makinde London-UTC	Jr	15	11	0.7
11. Devontavius Payne-ETSU	Sr	18	13	0.7
12. Bo Hodges-ETSU	Fr	17	12	0.7
13. Marc Gosselin-WCU	Jr	18	12	0.7
14. Desonta Bradford-ETSU	Sr	17	11	0.6
15. Jalen Williams-FUR	So	15	9	0.6

ASSIST/TURNOVER RATIO					
	Cl	G	Ast.	T/O	Ratio
1. Jordan Strawberry-MER	Sr	18	94	28	3.4
2. Daniel Fowler-FUR	Sr	18	65	23	2.8
3. Justin Coleman-SAM	Jr	18	128	51	2.5
4. Storm Murphy-WOF	Fr	18	75	32	2.3
5. Frankie Johnson-CIT	So	18	100	46	2.2
6. Demetrius Troy-UNCG	Jr	18	82	38	2.2
7. Josh Sharkey-SAM	So	18	107	58	1.8
8. Jermaine Long-ETSU	Sr	18	59	35	1.7
9. Desonta Bradford-ETSU	Sr	17	64	39	1.6
10. Rodney Chatman-UTC	So	15	78	52	1.5
11. Jalan McCloud-ETSU	Sr	17	58	42	1.4

2017-18 Southern Conference
INDIVIDUAL BASKETBALL STATISTICS
Final (Conference games only)

OFFENSIVE REBOUNDS				
	Cl	G	No.	Avg/G
1. Mladen Armus-ETSU	Fr	18	48	2.7
2. Desmond Ringer-MER	Sr	18	47	2.6
James Dickey-UNCG	So	18	47	2.6
Joshua Phillips-UTC	Sr	18	47	2.6
5. Kaelon Harris-CIT	So	17	37	2.2
6. Marc Gosselin-WCU	Jr	18	39	2.2
7. Matt Rafferty-FUR	Jr	18	38	2.1
8. Eric Adams-SAM	Sr	18	37	2.1
9. Mike Amius-WCU	Jr	18	35	1.9
10. Stephon Jelks-MER	Sr	18	34	1.9
Isaiah Miller-UNCG	Fr	18	34	1.9
12. Tyler Creammer-VMI	So	18	32	1.8
13. Cameron Jackson-WOF	Jr	16	28	1.8
14. Marvin Smith-UNCG	Sr	18	31	1.7
15. Trevor Stumpe-WOF	So	18	30	1.7

DEFENSIVE REBOUNDS				
	Cl	G	No.	Avg/G
1. James Dickey-UNCG	So	18	99	5.5
2. Stephon Jelks-MER	Sr	18	93	5.2
3. Marc Gosselin-WCU	Jr	18	91	5.1
4. Desonta Bradford-ETSU	Sr	17	84	4.9
5. Zane Najdawi-CIT	Jr	18	88	4.9
6. Devin Sibley-FUR	Sr	17	83	4.9
7. Matt Rafferty-FUR	Jr	18	81	4.5
Eric Adams-SAM	Sr	18	81	4.5
9. Desmond Ringer-MER	Sr	18	79	4.4
10. Makinde London-UTC	Jr	15	65	4.3
11. Joshua Phillips-UTC	Sr	18	77	4.3
12. Mike Amius-WCU	Jr	18	75	4.2
13. Kaelon Harris-CIT	So	17	70	4.1
14. Marvin Smith-UNCG	Sr	18	74	4.1
15. Rodney Chatman-UTC	So	15	61	4.1

MINUTES PLAYED				
	Cl	G	No.	Avg/G
1. Nat Dixon-UTC	Jr	16	616	38.5
2. Makale Foreman-UTC	So	18	673	37.4
3. Rodney Chatman-UTC	So	15	547	36.5
4. Justin Coleman-SAM	Jr	18	619	34.4
5. Fletcher Magee-WOF	Jr	18	608	33.8
6. Desonta Bradford-ETSU	Sr	17	572	33.6
7. Deriece Parks-WCU	Sr	17	564	33.2
8. Bubba Parham-VMI	Fr	18	582	32.3
9. Austin Vereen-VMI	Jr	18	570	31.7
10. Jordan Strawberry-MER	Sr	18	566	31.4

2017-18 Southern Conference
Conference Team Highs
Final (Conference games only)

TEAM HIGHS (highest totals made by)

Points	116	Samford vs The Citadel (02/10/18)
	110	The Citadel vs Chattanooga (01/13/18)
	109	Wofford vs The Citadel (01/06/18)
	107	Furman vs The Citadel (01/04/18)
	107	Samford at The Citadel (01/11/18)
Margin	41 (89-48)	ETSU vs VMI (01/13/18)
	40 (107-67)	Furman vs The Citadel (01/04/18)
	39 (92-53)	Wofford vs VMI (01/04/18)
	34 (100-66)	Furman vs Western Carolina (01/27/18)
	31 (81-50)	Mercer vs Samford (01/13/18)
Field goals made	40	Samford vs The Citadel (02/10/18)
	40	Furman at Samford (02/17/18)
	39	Furman vs The Citadel (01/04/18)
	39	Samford at The Citadel (01/11/18)
	38	ETSU vs Samford (02/01/18)
Field goal attempts	79	Chattanooga at The Citadel (01/13/18)
	76	Western Carolina at The Citadel (12/30/17)
	76	VMI at Samford (01/29/18)
	76	UNCG at Chattanooga (01/29/18)
	75	The Citadel at Wofford (01/06/18)
Field goal percentage	.678 (40-59)	Samford vs The Citadel (02/10/18)
	.651 (28-43)	Mercer at Chattanooga (02/10/18)
	.642 (34-53)	UNCG at Samford (01/27/18)
	.619 (39-63)	Samford at The Citadel (01/11/18)
	.617 (29-47)	Samford vs Chattanooga (12/30/17)
3-Pt FG made	18	Samford at The Citadel (01/11/18)
	18	The Citadel at Samford (02/10/18)
	17	Furman vs The Citadel (01/04/18)
	17	Chattanooga at The Citadel (01/13/18)
	16	Furman at VMI (12/30/17)
	16	UNCG at Samford (01/27/18)
	16	Samford vs The Citadel (02/10/18)
	16	The Citadel at Western Carolina (02/25/18)
3-Pt FG attempts	48	The Citadel at Western Carolina (02/25/18)
	44	The Citadel vs Western Carolina (12/30/17)
	44	The Citadel at Samford (02/10/18)
	42	The Citadel vs Samford (01/11/18)
	40	Furman vs The Citadel (01/04/18)
	40	The Citadel at Wofford (01/06/18)
	40	Chattanooga at The Citadel (01/13/18)
	40	The Citadel vs Mercer (02/23/18)
3-Pt percentage	.762 (16-21)	UNCG at Samford (01/27/18)
	.647 (11-17)	Mercer at Chattanooga (02/10/18)
	.640 (16-25)	Samford vs The Citadel (02/10/18)
	.591 (13-22)	Wofford vs VMI (01/04/18)
	.563 (18-32)	Samford at The Citadel (01/11/18)
Free throws made	.563 (9-16)	ETSU vs Chattanooga (02/03/18)
	29	Wofford vs The Citadel (01/06/18)
	29	Chattanooga vs UNCG (01/29/18)
	27	ETSU at The Citadel (01/29/18)
	25	Samford vs UNCG (01/27/18)
	25	Samford vs VMI (01/29/18)
Free throw attempts	25	The Citadel at Chattanooga (02/08/18)
	38	Chattanooga vs UNCG (01/29/18)

		37	Wofford vs The Citadel (01/06/18)
		35	Western Carolina at The Citadel (12/30/17)
		34	Samford at VMI (02/23/18)
		33	The Citadel vs Western Carolina (12/30/17)
		33	The Citadel at Wofford (01/06/18)
		33	ETSU at The Citadel (01/29/18)
Free throw percentage	1.000	(7-7)	Wofford vs VMI (01/04/18)
	.933	(14-15)	Samford at Wofford (02/07/18)
	.933	(14-15)	Mercer at Wofford (02/25/18)
	.923	(12-13)	Wofford vs UNCG (02/20/18)
	.917	(11-12)	Samford at Furman (01/20/18)
Rebounds		56	Western Carolina at The Citadel (12/30/17)
		55	Chattanooga vs Samford (01/24/18)
		51	Western Carolina vs Samford (02/03/18)
		50	The Citadel vs Western Carolina (12/30/17)
		50	Mercer at VMI (01/18/18)
Assists		31	Furman vs The Citadel (01/04/18)
		28	Samford at The Citadel (01/11/18)
		27	Samford vs The Citadel (02/10/18)
		25	UNCG at Samford (01/27/18)
		25	ETSU vs The Citadel (02/20/18)
Steals		17	The Citadel at Wofford (01/06/18)
		13	The Citadel at Samford (02/10/18)
		13	Samford vs The Citadel (02/10/18)
		12	Western Carolina at The Citadel (12/30/17)
		12	Western Carolina at Chattanooga (01/04/18)
		12	Mercer at Western Carolina (01/10/18)
		12	VMI at Samford (01/29/18)
		12	VMI vs Western Carolina (02/08/18)
		12	Western Carolina vs ETSU (02/17/18)
		12	ETSU vs The Citadel (02/20/18)
Blocked shots		14	UNCG vs ETSU (02/12/18)
		11	ETSU vs Furman (02/25/18)
		9	Western Carolina at VMI (02/08/18)
		9	UNCG vs Chattanooga (02/23/18)
		8	ETSU at The Citadel (01/29/18)
Turnovers		23	VMI at UNCG (02/01/18)
		22	The Citadel vs Western Carolina (12/30/17)
		22	Chattanooga vs Samford (01/24/18)
		22	Samford vs The Citadel (02/10/18)
		22	ETSU at Western Carolina (02/17/18)
Fouls		28	The Citadel vs Western Carolina (12/30/17)
		28	UNCG at Chattanooga (01/29/18)
		26	Western Carolina at The Citadel (12/30/17)
		26	The Citadel at Wofford (01/06/18)
		26	Mercer at UNCG (01/20/18)

2017-18 Southern Conference
Conference Individual Highs
Final (Conference games only)

INDIVIDUAL PLAYER GAME HIGHS

Points	45		Fletcher Magee (Wofford) at Chattanooga (02/17/18)
	37		Zane Najdawi (The Citadel) vs Chattanooga (01/13/18)
	34		Triston Chambers (Samford) vs VMI (01/29/18)
	33		Zane Najdawi (The Citadel) at Samford (02/10/18)
	31		Matt Frierson (The Citadel) vs Chattanooga (01/13/18)
	31		Fletcher Magee (Wofford) at Samford (01/18/18)
Field goals made	31		Desonta Bradford (ETSU) vs Samford (02/01/18)
	17		Fletcher Magee (Wofford) at Chattanooga (02/17/18)
	15		Zane Najdawi (The Citadel) vs Chattanooga (01/13/18)
	12		Justin Coleman (Samford) vs Chattanooga (12/30/17)
	12		Mike Amius (Western Carolina) at Chattanooga (01/04/18)
	12		Desonta Bradford (ETSU) vs Samford (02/01/18)
Field goal attempts	12		Mike Amius (Western Carolina) vs Samford (02/03/18)
	12		Zane Najdawi (The Citadel) at Samford (02/10/18)
	26		Fletcher Magee (Wofford) at Chattanooga (02/17/18)
	25		Bubba Parham (VMI) at Chattanooga (01/27/18)
	22		Desonta Bradford (ETSU) at UNCG (02/12/18)
	22		Kaiden Rice (The Citadel) at Western Carolina (02/25/18)
Field goal percentage	21		Francis Alonso (UNCG) at Chattanooga (01/29/18)
	21		Bubba Parham (VMI) vs Western Carolina (02/08/18)
	21		Zane Najdawi (The Citadel) at Samford (02/10/18)
	1.000	(9-9)	Desmond Ringer (Mercer) at ETSU (01/24/18)
	.909	(10-11)	Alex Thompson (Samford) vs The Citadel (02/10/18)
	.889	(8-9)	Desmond Ringer (Mercer) at Chattanooga (02/10/18)
3-Pt FG made	.889	(8-9)	Cameron Jackson (Wofford) vs Mercer (02/25/18)
	.882	(15-17)	Zane Najdawi (The Citadel) vs Chattanooga (01/13/18)
	11		Fletcher Magee (Wofford) at Chattanooga (02/17/18)
	9		Matt Frierson (The Citadel) vs Chattanooga (01/13/18)
	8		Fletcher Magee (Wofford) at Samford (01/18/18)
	8		Francis Alonso (UNCG) at Samford (01/27/18)
3-Pt FG attempts	8		Triston Chambers (Samford) vs VMI (01/29/18)
	8		Kaiden Rice (The Citadel) at Western Carolina (02/25/18)
	19		Fletcher Magee (Wofford) at Chattanooga (02/17/18)
	18		Matt Frierson (The Citadel) vs Chattanooga (01/13/18)
	18		Kaiden Rice (The Citadel) at Western Carolina (02/25/18)
	16		Francis Alonso (UNCG) at Chattanooga (01/29/18)
3-Pt percentage	16		Matt Frierson (The Citadel) at Samford (02/10/18)
	1.000	(5-5)	Keith Smith (VMI) vs Mercer (01/18/18)
	1.000	(5-5)	Garrett Gilkeson (VMI) at Chattanooga (01/27/18)
	.889	(8-9)	Francis Alonso (UNCG) at Samford (01/27/18)
	.857	(6-7)	Jalan McCloud (ETSU) vs Mercer (01/24/18)
	.857	(6-7)	Devontavius Payne (ETSU) at Western Carolina (02/17/18)
Free throws made	16		Josh Sharkey (Samford) vs UNCG (01/27/18)
	11		Jordan Strawberry (Mercer) vs UNCG (02/17/18)
	10		Trevor Stumpe (Wofford) vs The Citadel (01/06/18)
	10		Desonta Bradford (ETSU) vs Wofford (02/23/18)
	10		Eric Adams (Samford) at UNCG (02/25/18)
	Free throw attempts	18	
14			Desonta Bradford (ETSU) vs Wofford (02/23/18)
13			Mike Amius (Western Carolina) vs UNCG (01/13/18)
12			Trevor Stumpe (Wofford) vs The Citadel (01/06/18)
12			Josh Sharkey (Samford) at VMI (02/23/18)
Free throw percentage		1.000	(11-11)
	1.000	(9-9)	Matt Halvorsen (Western Carolina) at Furman (01/27/18)
	1.000	(9-9)	Nat Dixon (Chattanooga) vs UNCG (01/29/18)

	1.000	(9-9)	Matt Frierson (The Citadel) vs Furman (02/03/18)
	1.000	(9-9)	Rodney Chatman (Chattanooga) vs Mercer (02/10/18)
	1.000	(9-9)	Josh Sharkey (Samford) vs Mercer (02/12/18)
	1.000	(8-8)	Desmond Ringer (Mercer) at Furman (01/06/18)
	1.000	(8-8)	Desonta Bradford (ETSU) at The Citadel (01/29/18)
Rebounds	19		Makinde London (Chattanooga) vs Samford (01/24/18)
	14		Mike Amius (Western Carolina) vs Samford (02/03/18)
	14		Zane Najdawi (The Citadel) vs VMI (02/17/18)
	14		Joshua Phillips (Chattanooga) at VMI (02/25/18)
	13		Cameron Jackson (Wofford) vs The Citadel (01/06/18)
	13		Alex Thompson (Samford) vs Wofford (01/18/18)
	13		Peter Jurkin (ETSU) vs Chattanooga (02/03/18)
	13		Joshua Phillips (Chattanooga) at Furman (02/15/18)
	13		Marc Gosselin (Western Carolina) vs Wofford (02/15/18)
Assists	13		Justin Coleman (Samford) at The Citadel (01/11/18)
	13		Justin Coleman (Samford) vs The Citadel (02/10/18)
	12		Justin Coleman (Samford) vs Wofford (01/18/18)
	11		Demetrius Troy (UNCG) at Samford (01/27/18)
	11		Frankie Johnson (The Citadel) at Chattanooga (02/08/18)
Steals	8		Desmond Johnson (Western Carolina) at The Citadel (12/30/17)
	5		Quayson Williams (The Citadel) at Wofford (01/06/18)
	5		Frankie Johnson (The Citadel) at VMI (01/20/18)
	5		Quayson Williams (The Citadel) at Samford (02/10/18)
	5		Marc Gosselin (Western Carolina) vs ETSU (02/17/18)
Blocked shots	8		James Dickey (UNCG) vs ETSU (02/12/18)
	6		Zane Najdawi (The Citadel) vs Western Carolina (12/30/17)
	4		Zane Najdawi (The Citadel) vs Wofford (02/01/18)
	4		Mike Amius (Western Carolina) at VMI (02/08/18)
	4		James Dickey (UNCG) vs Chattanooga (02/23/18)
Turnovers	12		Rodney Chatman (Chattanooga) vs UNCG (01/29/18)
	8		Frankie Johnson (The Citadel) vs Western Carolina (12/30/17)
	8		Josh Sharkey (Samford) vs The Citadel (02/10/18)
	8		Mike Amius (Western Carolina) vs ETSU (02/17/18)
	7		Zane Najdawi (The Citadel) at ETSU (02/20/18)