



SOUTHERN CONFERENCE MEN'S BASKETBALL

2022-23



702 North Pine Street, Spartanburg, SC 29303 • 864-591-5100 • Fax: 864-591-3448

Phil Perry, Associate Commissioner for Media Relations (MBK contact)

facebook.com/SouthernConference • twitter.com/SoConSports • instagram.com/SouthernConference

2022-23 SOUTHERN CONFERENCE BASKETBALL STANDINGS

	Conference					Overall					
	W-L	Pct.	H	A	ST	W-L	Pct.	H	A	N	ST
Furman	8-2	.800	3-1	5-1	W4	17-6	.739	10-2	6-2	1-2	W4
Samford	8-2	.800	5-0	3-2	L2	14-9	.609	10-2	4-7	0-0	L2
UNCG	8-2	.800	4-2	4-0	L1	14-9	.609	8-3	5-4	1-2	L1
Wofford	5-5	.500	3-3	2-2	W2	13-10	.565	10-3	3-7	0-0	W2
Western Carolina	5-5	.500	3-2	2-3	W1	12-11	.522	6-4	4-7	2-0	W1
Chattanooga	4-6	.400	2-3	2-3	W1	12-11	.522	7-5	5-6	0-0	W1
Mercer	4-6	.400	1-3	3-3	W2	11-12	.478	5-4	4-7	2-1	W2
The Citadel	4-6	.400	2-3	2-3	L1	9-14	.391	4-6	4-7	1-1	L2
ETSU	4-6	.400	0-5	4-1	L2	8-15	.348	3-9	4-5	1-1	L2
VMI	0-10	.000	0-5	0-5	L10	5-18	.217	5-5	0-11	0-2	L12

UPCOMING SCHEDULE (ALL TIMES EASTERN)

Feb. 1 (Wednesday)

- *Wofford at ETSU, 7 p.m.
- *Chattanooga at Furman, 7 p.m.
- *Samford at Western Carolina, 7 p.m.

ESPN+

ESPN+

ESPN+

Feb. 2 (Thursday)

- *VMI at The Citadel, 7 p.m.
- *UNCG at Mercer, 7 p.m.

ESPN+

ESPN+

Feb. 4 (Saturday)

- *UNCG at The Citadel, 1 p.m.
 - *VMI at Mercer, 2 p.m.
 - *Chattanooga at Western Carolina, 2 p.m.
 - *ETSU at Samford, 3 p.m.
 - *Wofford at Furman, 6 p.m.
- (Bon Secours Wellness Arena)

ESPN+

ESPN+

Nexstar/ESPN+

ESPN+

CBSN

Ingles SoCon Games of the Week Nexstar affiliates

- WMYT/My 12 (Charlotte)
- WVCW/The CW Virginia (Lynchburg/Roanoke)
- WYCW/The CW62 (Greenville/Spartanburg/Asheville)

Play-by-play: David Jackson
Analyst: Ralph Patterson

Feb. 7 (Tuesday)

- *ETSU at UNCG, 7 p.m.

ESPNU

Feb. 8 (Wednesday)

- *Samford at Mercer, 7 p.m.
- *The Citadel at Chattanooga, 7 p.m.
- *Furman at VMI, 7 p.m.
- *Western Carolina at Wofford, 7 p.m.

ESPN+

ESPN+

ESPN+

ESPN+

Feb. 10 (Friday)

- *VMI at ETSU, 7 p.m.

ESPN+

Feb. 11 (Saturday)

- *Western Carolina at Furman, 2 p.m.
- *The Citadel at Samford, 3 p.m.
- *Mercer at Chattanooga, 3:30 p.m.

Nexstar/ESPN+

ESPN+

CBSN

SoCon PLAYER OF THE WEEK (1/30)

Jalyn McCreary, R-Jr., F, Mercer

Mercer forward Jalyn McCreary was named the Southern Conference Men's Basketball Player of the Week for all contests from Jan. 23-29 after averaging 26 points and 9.5 rebounds per game in a pair of conference wins on the week.

Coming off the bench in both games, McCreary nearly averaged a double-double and shot 62.2 percent from the floor (23-for-37) on the week as the Bears topped ETSU and The Citadel.

Against the Bucs on Wednesday, McCreary went 12-for-20 (.600) from the floor and hit both of his free-throw attempts en route to a career-best 26 points in Mercer's 71-67 win. The redshirt junior from Marietta, Georgia, also pulled down seven rebounds and had a blocked shot as the Bears ended ETSU's six-game road winning streak in league play.

Three days later in a 74-65 win at The Citadel, McCreary matched his career high with another 26 points, this time adding 12 rebounds for his second double-double of the season. McCreary had two blocked shots and a steal and went 11-for-17 (.647) from the floor and knocked down all four of his free-throw tries.



NOTES

• Three Southern Conference games are scheduled for Wednesday with another two set for Thursday.

• Furman, UNCG and Samford are tied atop the SoCon standings with identical 8-2 records in league play. The fourth through ninth spots in the standings are separated by just one game, with Western Carolina and Wofford sporting 5-5 records and The Citadel, ETSU, Mercer and Chattanooga all sitting 4-6.

• After topping a pair of first-place teams last week in Samford and UNCG to pull into a tie with those squads and finish January with a 7-1 mark, Furman jumped back into the CollegeInsider.com Mid-Major Top 25 at No. 16 after a two-week absence.

• Wednesday's slate sees another rematch of last season's Ingles SoCon Basketball Championship title game, as Furman hosts Chattanooga. The Paladins avenged the title-game loss with a 77-69 win at UTC on Jan. 18, with Mike Bothwell and Jalen Slawson combining for 43 points.

• Chattanooga snapped a four-game losing streak with a 73-64 win at ETSU on Saturday. Dalvin White, who paces NCAA Division I in assist-to-turnover ratio (3.76), led the Mocs with 15 points.

• Samford looks to complete the regular-season sweep of Western Carolina when it visits the Catamounts on Wednesday. Ques Glover has averaged 18.3 points per game in three games since returning from a November injury.

• Vonterius Woolbright scored 19 points, dished off 11 assists and pulled down seven rebounds in Western Carolina's 71-65 win at VMI on Saturday. Woolbright is averaging 19.8 points per game over his last six.

• Wofford freshman Jackson Paveletzke scored a game-high 21 points in the Terriers' 85-77 win over first-place Samford on Saturday. Paveletzke has surpassed 20 points in each of his last three games, averaging 22.3 over that span.

• ETSU hosts Wofford on Wednesday hoping to snap an eight-game home losing streak and complete the regular-season sweep of the Terriers. The Bucs claimed a 73-71 win over Wofford to open league play on Dec. 29, with Justice Smith scoring 20 points.

• Mohammed Abdulsalam scored a career-high 23 points for UNCG in its 69-57 loss to Furman on Sunday. The Spartans, who have won 10 of their last 13 games, visit Mercer on Thursday looking to complete the regular-season sweep after a 59-48 win on Jan. 21.

• Mercer has won four of five games and saw Jalyn McCreary score a career-high 26 points for the second straight game in Saturday's 74-65 win at The Citadel. He was named the SoCon Player of the Week on Monday.

• Military rivals The Citadel and VMI renew pleasantries in Charleston, South Carolina, on Thursday. The Bulldogs, who fell 76-75 on a last-second bucket to Chicago State on Monday, got a game-high 17 points from Austin Ash in a 60-52 win at VMI on Jan. 21 in which The Citadel rallied from a 23-14 halftime deficit.

• VMI got a career-high 23 points from freshman Tyler Houser in Saturday's setback to Western Carolina. Senior Sean Conway is 25 points shy of 1,000 for his career.

ACTIVE SoCON CAREER LEADERS*

Points scored	(SoCon career rank)
1,851	Jake Stephens, UTC, Gr.
1,819	Mike Bothwell, FUR, 5th
1,343	Bubba Parham, SAM, Sr.
1,309	Jalen Slawson, FUR, 5th
1,026	Logan Dye, SAM, Sr.

Points scored per game (min. 800 points)	
15.80	Bubba Parham (1,343/85 GP), SAM, Sr.
13.52	B.J. Mack (1,014/75), WOF, Sr.
13.22	Jake Stephens (1,851/140), UTC, Gr.
12.63	Mike Bothwell (1,819/144), FUR, 5th
9.39	Keyshaun Langley (1014/108), UNCG, Sr.

Field-goal percentage (min. 240 made)	
.624	Messiah Jones (291-466), WOF, Sr.
.535	Stephen Clark (377-705), CIT, Sr.
.522	Logan Dye (407-779), SAM, Sr.
.515	Jalen Slawson (469-911), FUR, 5th
.513	Mohammed Abdulsalam (283-552), UNCG, Gr.

3-point field goals made	
231	Jake Stephens, UTC, Gr.
216	Bubba Parham, SAM, Sr.
193	Sean Conway, VMI, Sr.
187	Keyshaun Langley, UNCG, Sr.
182	Mike Bothwell, FUR, 5th

3-point field-goal percentage (min. 120 made)	
.384	Jake Stephens (231-602), UTC, Gr.
.372	Bubba Parham (216-580), SAM, Sr.
.371	Jordan King (142-383), ETSU, Jr.
.370	Sean Conway (193-522), VMI, Sr.
.366	A.J. Caldwell (154-421), UTC, R-Sr.

Free-throw percentage (min. 110 made)	
.827	B.J. Mack (167-202), WOF, Sr.
.823	Keyshaun Langley (167-203), UNCG, Sr.
.822	Mike Bothwell (341-415), FUR, 5th
.812	Jake Stephens (358-441), UTC, Gr.
.798	Bubba Parham (293-367), SAM, Sr.

Rebounds	
934	Jake Stephens, UTC, Gr.
744	Jalen Slawson, FUR, 5th
649	Mohammed Abdulsalam, UNCG, Gr.
550	Sean Conway, VMI, Sr.
496	Stephen Clark, CIT, Sr.

Rebounds per game (min. 280 rebounds)	
7.61	Jermaine Marshall (388/51 GP), SAM, Jr.
6.67	Jake Stephens (934/140), UTC, Gr.
6.39	Vonterius Woolbright (313/49), WCU, Sr.
5.31	Jalen Slawson (744/140), FUR, 5th
5.05	Sean Conway (550/109), VMI, Sr.

Blocked shots	
200	Jake Stephens, UTC, Gr.
179	Stephen Clark, CIT, Sr.
161	Jalen Slawson, FUR, 5th
65	Logan Dye, SAM, Sr.
59	Tyler Harris, WCU, Sr.

Steals	
173	Jalen Slawson, FUR, 5th
150	Mike Bothwell, FUR, 5th
145	Keyshaun Langley, UNCG, Sr.
130	Kobe Langley, UNCG, Sr.
96	A.J. Caldwell, UTC, R-Sr.

Assists	
355	Jake Stephens, UTC, Gr.
345	Mike Bothwell, FUR, 5th
330	Jalen Slawson, FUR, 5th
271	Keyshaun Langley, UNCG, Sr.
259	A.J. Caldwell, UTC, R-Sr.

Assists per game (min. 150 assists)	
4.33	Vonterius Woolbright (212/49 GP), WCU, Sr.
3.83	Ques Glover (153/40), SAM, Jr.
3.16	Dante Treacy (174/55), UNCG, Sr.
2.91	Bubba Parham (247/85), SAM, Sr.
2.54	Jake Stephens (355/140), UTC, Gr.

* Stats accrued at SoCon schools only

SoCON RECORD BOOK

	TEAM	
3-point field goals made		
Game		
1.	24	VMI vs. Furman 2/12/15
2.	23	The Citadel vs. Mid-Atlantic Christian 11/12/18
	23	The Citadel vs. High Point 11/27/18
4.	22	Georgia Southern vs. Chattanooga 1/17/05
	22	The Citadel vs. UNCG 2/28/19
	22	Samford vs. Belhaven 12/21/20
	22	Furman vs. North Greenville 11/9/21
	22	VMI vs. Carlow 11/9/21
	22	Chattanooga vs. Covenant 11/19/22
10.	21	Furman vs. Virginia Intermont 12/29/04
	21	VMI vs. Johnson 11/18/14
	21	The Citadel vs. Ogelthorpe 11/10/17
	21	Furman vs. North Greenville 11/15/18
	21	VMI vs. Campbellsville-Harrodsburg 12/15/20
	21	Furman vs. South Carolina State 12/21/20
	21	Furman vs. Western Carolina 1/19/22

	Rebounds	
Game		
1.	78	George Wash. vs. Georgetown 1968-69
2.	76	Davidson vs. VMI 1/8/70
3.	70	VMI vs. Mid-Atlantic Christian 12/2/14
4.	69	The Citadel vs. Morris 11/15/22
5.	68	Davidson vs. Emory 11/9/07
6.	67	The Citadel vs. Clemson 11/25/00
	67	The Citadel vs. Johnson 11/13/16
8.	65	Georgia Southern vs. UC Davis 11/12/06
9.	64	ETSU vs. Reinhardt 12/3/18
	64	Western Carolina vs. Brescia 11/13/22

	Free-throw percentage	
Game (minimum 14 made)		
	Pct.	FT-FTA
1.	100.0	31-31 Marshall vs. Davidson 12/17/79
2.	21-21	Davidson vs. Chattanooga 1/14/78
	21-21	The Citadel vs. Col. of Charleston 1/13/88
4.	20-20	The Citadel vs. Army 11/9/13
5.	19-19	Davidson vs. Furman 1/10/63
	19-19	The Citadel vs. VMI 1968
	19-19	ETSU vs. UNCG 3/6/17
8.	18-18	Western Caro. vs. Davidson 1/5/02
	18-18	The Citadel vs. ETSU 2/26/15
10.	17-17	Western Carolina vs. App State 1/15/11
	17-17	The Citadel at VMI 1/21/23

	INDIVIDUAL	
Blocked shots		
Career		
1.	349	Kyle Hines, UNCG 2004-08
2.	308	Rans Brempong, WCU 2001-05
3.	270	Justin Tuoyo, UTC 2014-17
4.	269	George Singleton, FUR 1981-84
5.	238	Jody Lumpkin, CofC 1998-01
6.	222	James Dickey, UNCG 2016-20
7.	220	Jeremy Clayton, APP 2004-08
8.	215	Kirill Misyuchenko, CIT 1995-98
9.	213	Lucas Troutman, Elon 2010-14
10.	202	Lewis Preston, VMI 1990-93

	200	Jake Stephens, VMI/UTC 2018-pr.

SoCON COACHING RECORDS

Career (yrs.)	School (yrs.)	SoCon (yrs.)
191-234 (14th)	58-90 (5th)	33-53 (5th)
23-32 (2nd)	Same	11-17 (2nd)
128-53 (6th)	Same	71-26 (6th)
76-98 (6th)	59-54 (4th)	31-32 (4th)
205-174 (12th)	31-24 (2nd)	17-11 (2nd)
41-33 (3rd)	Same	20-19 (3rd)
85-150 (8th)	12-11 (1st)	38-94 (8th)
5-18 (1st)	Same	0-10 (1st)
23-32 (2nd)	Same	10-18 (2nd)
8-6 (1st)	Same	5-5 (1st)

Coach, school
Ed Conroy, The Citadel
Desmond Oliver, ETSU
Bob Richey, Furman
Greg Gary, Mercer
Mike Jones, UNCG
Bucky McMillan, Samford
Dan Earl, Chattanooga
Andrew Wilson, VMI
Justin Gray, Western Carolina
Dwight Perry, Wofford (interim)

SoCON PLAYERS OF THE WEEK

Nov. 14	Jake Stephens, Gr., C, Chattanooga
Nov. 21	Mike Bothwell, 5th, G, Furman
Nov. 28	Jake Stephens, Gr., C, Chattanooga
Dec. 5	Jake Stephens, Gr., C, Chattanooga
Dec. 12	Jake Stephens, Gr., C, Chattanooga
Dec. 19	Jake Stephens, Gr., C, Chattanooga
Dec. 26	Jackson Paveletzke, Fr., G, Wofford
Jan. 2	Logan Dye, Sr., F, Samford
Jan. 9	Jake Stephens, Gr., C, Chattanooga
Jan. 16	Jordan King, Jr., G, ETSU
Jan. 23	Jermaine Marshall, Jr., F, Samford
Jan. 30	Jalyn McCreary, R-Jr., F, Mercer
Feb. 6	
Feb. 13	
Feb. 20	
Feb. 27	

SoCON PLAYERS OF THE MONTH

November	Jake Stephens, Gr., C, Chattanooga
December	Jake Stephens, Gr., C, Chattanooga
January	
February	

NATIONAL HONORS

USBWA Oscar Robertson Trophy Midseason Watch List
Jake Stephens, Gr., C, Chattanooga

Karl Malone Award Watch List
Jalen Slawson, 5th, F, Furman

Lou Henson Award Watch List
Mike Bothwell, 5th, G, Furman
Jalen Slawson, 5th, F, Furman
Ques Glover, Jr., G, Samford
Jake Stephens, Gr., C, Chattanooga

Field of 68 National Player of the Week
Dec. 19.....Mike Bothwell, 5th, G, Furman

USBWA Oscar Robertson National Player of the Week
Dec. 20.....Jake Stephens, Gr., C, Chattanooga

DID YOU KNOW?

- First conducted in 1921, the SoCon men's basketball tournament is the nation's oldest college conference tournament. The 2023 tournament will be the 103rd edition.

- Furman's Frank Selvy scored an NCAA-record 100 points on Feb. 13, 1954. His record still stands.

- Western Carolina's Ronnie Carr hit the first 3-point basket in NCAA history on Nov. 29, 1980.

- Wofford's Fletcher Magee finished his career in 2019 as the NCAA Division I record-holder with 509 made 3-pointers.

SPECIALTY STATS LEADERS

40-point games **Ovr.** **SoCon**
Jordan King, ETSU 1 1

30-point games **Ovr.** **SoCon**
Jake Stephens, UTC 4 2
Mike Bothwell, FUR 2 0
Jordan King, ETSU 1 1

20-point games **Ovr.** **SoCon**
Mike Bothwell, FUR 10 4
Jake Stephens, UTC 10 3
Stephen Clark, CIT 8 3
Jalyn McCreary, MER 8 3
Jackson Paveletzke, WOF 7 3
Sean Conway, VMI 6 1
Austin Ash, CIT 5 0
Jalen Slawson, FUR 5 3
Jamal Johnson, UTC 5 3
Asher Woods, VMI 5 1
B.J. Mack, WOF 5 3
Jalen Haynes, ETSU 4 2
Marcus Foster, FUR 4 3
Logan Dye, SAM 4 3
Vonterius Woolbright, WCU 4 3
Jordan King, ETSU 3 2
JP Pegues, FUR 3 1
Ques Glover, SAM 3 2
Tony Felder, VMI 3 0
Tre Jackson, WCU 3 1
Justice Smith, ETSU 2 1
Garrett Hein, FUR 2 1
Keondre Kennedy, UNCG 2 0
Keyshaun Langley, UNCG 2 2
Tyshaun Claude, WCU 2 0
Russell Jones Jr., WCU 2 2
Madison Durr, CIT 1 0
Elijah Morgan, CIT 1 0
Josh Taylor, ETSU 1 0
DeAnthony Tipler, ETSU 1 0
Luis Hurtado Jr., MER 1 0
Kamar Robertson, MER 1 0
Shawn Walker Jr., MER 1 0
Michael Zaroni, MER 1 0
Mohammed Abdulsalam, UNCG 1 1
Miikal Brown-Jones, UNCG 1 0
Achor Achor, SAM 1 0
Jermaine Marshall, SAM 1 1
Sam Alexis, UTC 1 0
Rickey Bradley, VMI 1 0
Devin Butler, VMI 1 0
Tyler Houser, VMI 1 1
Carson McCorkle, WOF 1 1

20-rebound games **Ovr.** **SoCon**
Jake Stephens, UTC 1 0

10-rebound games **Ovr.** **SoCon**
Jake Stephens, UTC 11 4
Tyshaun Claude, WCU 7 2
Jalen Slawson, FUR 6 2
David Craig, MER 4 0
Keondre Kennedy, UNCG 4 2
Jermaine Marshall, SAM 4 4
Stephen Clark, CIT 3 1
Jaden Seymour, ETSU 3 1
Luis Hurtado Jr., MER 3 1
Sean Conway, VMI 3 1
Jalen Haynes, ETSU 2 1
Josh Taylor, ETSU 2 0
Garrett Hein, FUR 2 0
Jalyn McCreary, MER 2 2
Mohammed Abdulsalam, UNCG 2 0
Miikal Brown-Jones, UNCG 2 1
Sam Alexis, UTC 2 0
Marcus Kell, WCU 2 0
Vonterius Woolbright, WCU 2 0
Messiah Jones, WOF 2 1
Austin Ash, CIT 1 0
Madison Durr, CIT 1 1
Taeshaud Jackson, CIT 1 1
David Maynard, CIT 1 0
Brady Spence, CIT 1 0
Jamarius Hairston, ETSU 1 1
Marcus Foster, FUR 1 1
Tyrese Hughey, FUR 1 0
Ben VanderWal, FUR 1 1
TJ Grant, MER 1 0
Jah Quinones, MER 1 1
Base Leyte, UNCG 1 0
Achor Achor, SAM 1 0

Bubba Parham, SAM 1 0
Demetrius Davis, UTC 1 0
Rickey Bradley, VMI 1 0
Asher Woods, VMI 1 1
Marlow Gilmore, WCU 1 0
Kyler Filewich, WOF 1 0
Amarri Tice, WOF 1 0

10-assist games **Ovr.** **SoCon**
Vonterius Woolbright, WCU 2 2
Luis Hurtado Jr., MER 1 0
Jaron Rillie, SAM 1 1
Rickey Bradley, VMI 1 0
DJ Campbell, WCU 1 0
Jackson Paveletzke, WOF 1 0

5-block games **Ovr.** **SoCon**
Jake Stephens, UTC 3 1
Stephen Clark, CIT 2 2

5-steal games **Ovr.** **SoCon**
Jordan King, ETSU 1 1
Keyshaun Langley, UNCG 1 1
Jaron Rillie, SAM 1 1
Devin Butler, VMI 1 0
Russell Jones Jr., WCU 1 0
Corey Tripp, WOF 1 0

Double-doubles **Ovr.** **SoCon**
Jake Stephens, UTC 11 4
Tyshaun Claude, WCU 7 2
Jalen Slawson, FUR 6 2
Luis Hurtado Jr., MER* 4 1
Keondre Kennedy, UNCG 4 2
Jermaine Marshall, SAM 4 4
Vonterius Woolbright, WCU^ 4 2
Jaden Seymour, ETSU 3 1
David Craig, MER 3 0
Stephen Clark, CIT 2 1
Jalen Haynes, ETSU 2 1
Jalyn McCreary, MER 2 2
Sam Alexis, UTC 2 0
Sean Conway, VMI 2 0
Marcus Kell, WCU 2 0
Austin Ash, CIT 2 0
Madison Durr, CIT 1 1
Jamarius Hairston, ETSU 1 1
Josh Taylor, ETSU 1 0
Marcus Foster, FUR 1 1
Tyrese Hughey, FUR 1 0
Ben VanderWal, FUR 1 1
Mohammed Abdulsalam, UNCG 1 0
Base Leyte, UNCG 1 0
Achor Achor, SAM 1 0
Bubba Parham, SAM 1 0
Demetrius Davis, UTC 1 0
DJ Campbell, WCU* 1 0
Marlow Gilmore, WCU 1 0
Kyler Filewich, WOF 1 0
Messiah Jones, WOF 1 0
Jackson Paveletzke, WOF* 1 0

30/0 games **Ovr.** **SoCon**
Jake Stephens, UTC 1 0

30/10 games **Ovr.** **SoCon**
Jake Stephens, UTC 4 2

20/20 games **Ovr.** **SoCon**
Jake Stephens, UTC 1 0

20/10 games **Ovr.** **SoCon**
Jake Stephens, UTC 9 3
Jalen Slawson, FUR 3 2
Stephen Clark, CIT 1 0
Jalen Haynes, ETSU 1 1
Marcus Foster, FUR 1 1
Jalyn McCreary, MER 1 1
Sam Alexis, UTC 1 0
Sean Conway, VMI 1 0
Tyshaun Claude, WCU 1 0
Jackson Paveletzke, WOF* 1 0

* 1 via points/assists
^ 2 via points/assists

3-POINTER STREAKS

• Five Southern Conference players have streaks of at least 10 games with at least one made 3-pointer, led by The Citadel's Austin Ash, whose 25-game stretches back to his final two games in an Iowa uniform. ETSU's Jordan King saw his streak of 34 straight games with a made 3 snapped in an 0-for-4 effort against Furman on Jan. 7.

Consecutive games with a 3-pointer

Player, school, class	'22-23	'21-22	Total
Austin Ash, CIT, Gr.	23	2*	25
Tre Jackson, WCU, Sr.	22	x	22
Jamal Johnson, UTC, Sr.	21	x	21
Bubba Parham, SAM, Sr.	11	x	11
Logan Dye, SAM, Sr.	10	x	10

* Streak began at previous school

• As a team, ETSU has the fourth-longest active streak in the NCAA at 1,115 consecutive games with a made 3-pointer. The last time the Bucs failed to make at least one triple was in an 0-for-8 showing against Davidson on Feb. 16, 1987.

Preseason predictions

Furman is the preseason favorite to win the 2022-23 Southern Conference men's basketball title in polling of the league's 10 men's basketball coaches and media. Jake Stephens, a graduate transfer at Chattanooga after four years at VMI, is the coaches' preseason player of the year selection after finishing second in the league in scoring (19.6 ppg) and rebounding (9.0 rpg) last season. He also led the league in field-goal percentage (.551) and 3-point field-goal percentage (.490).

Preseason Player of the Year

Jake Stephens, Gr., C, Chattanooga

Preseason All-Southern Conference Team

Jordan King, Jr., G, ETSU
Mike Bothwell, 5th, G, Furman
Jalen Slawson, 5th, F, Furman
Logan Dye, Sr., F, Samford
Ques Glover, Jr., G, Samford
Jermaine Marshall, Jr., F, Samford
Bubba Parham, Sr., G, Samford
Jake Stephens, Gr., C, Chattanooga
Messiah Jones, Sr., F, Wofford
B.J. Mack, Sr., F/C, Wofford

Coaches poll		Media poll	
Team (1st)	Total	Team (1st)	Total
1. Furman (6)	78	1. Furman (18)	263
2. Samford (4)	74	2. Chattanooga (3)	231
3. UNCG	63	3. Samford (5)	223
4. Chattanooga	60	4. UNCG (1)	201
5. Wofford	41	5. Wofford	168
6. ETSU	40	6. ETSU	138
7. Mercer	39	7. Mercer (1)	137
8. Western Carolina	29	8. Western Carolina	79
9. The Citadel	17	9. The Citadel	57
10. VMI	9	10. VMI	43

MID-MAJOR TOP 25

Collegiate.com Mid-Major Top 25

School (1st-place)	PS	N14	N21	N28	D5	D12	D19	D26	J2	J9	J16	J23	J30
Gonzaga (23)	1	1	1	1	1	1	1	1	1	1	1	1	1
Saint Mary's (8)	3	2	2	4	5	3	3	3	3	3	3	3	2
Charleston	-	-	8	3	2	2	2	2	2	2	2	2	3
Louisiana	13	8	7	8	7	6	5	6	11	10	6	5	4
UC Santa Barbara	16	12	15	13	15	15	11	11	8	5	7	6	5
Kent State	7	6	4	5	4	4	4	4	4	4	4	4	6
Oral Roberts	12	15	16	-	-	24	16	14	10	6	8	7	7
Southern Miss	-	-	-	18	18	12	8	10	5	7	11	10	8
Liberty	5	9	14	16	20	20	-	25	22	23	19	13	9
Marshall	-	-	-	-	24	14	14	12	16	17	9	8	10
Southern Illinois	14	20	21	22	25	-	-	-	23	24	10	9	11
Drake	2	4	3	2	3	5	7	5	6	8	5	17	12
Loyola Maryland	-	-	-	-	-	-	-	-	-	-	-	21	13
UNCW	-	-	-	-	-	20	18	15	11	14	15	14	14
Southern Utah	-	-	-	-	-	-	-	-	-	-	21	23	15
Furman	6	3	12	10	9	19	24	20	24	21	-	-	16
Santa Clara	-	-	-	-	22	-	17	16	18	20	13	14	17
Toledo	4	5	5	9	13	10	13	13	13	16	23	19	18
Hofstra	24	16	17	17	19	-	-	-	-	-	-	-	19
Utah Valley	-	-	-	-	-	-	-	25	14	16	18	20	20
Sam Houston	-	18	10	6	8	7	6	7	9	13	22	22	21
Seattle	-	-	-	25	-	-	-	-	-	-	18	11	22
Stephen F. Austin	-	-	-	-	-	-	-	-	-	18	20	25	23
Belmont	21	22	-	-	-	-	-	-	-	-	-	16	24
Colgate	-	-	-	-	-	-	-	-	-	-	-	-	25
Iona	9	10	11	15	14	8	9	9	7	12	17	12	-
Milwaukee	-	-	-	-	-	-	-	-	-	-	-	20	-
UMass-Lowell	-	-	-	-	25	25	21	17	19	25	24	-	-
BYU	10	11	9	20	-	-	-	20	22	12	-	-	-
Indiana State	-	-	24	24	11	11	12	15	14	9	15	-	-
Cornell	-	-	-	-	-	-	-	-	-	24	-	-	-
Yale	-	-	-	23	12	13	10	8	12	15	-	-	-
Princeton	-	-	-	-	-	-	-	-	25	-	-	-	-
James Madison	-	-	-	-	22	15	23	19	-	-	-	-	-
Bradley	-	-	-	-	-	-	19	21	-	-	-	-	-
San Francisco	-	-	19	19	21	21	22	17	-	-	-	-	-
Northwestern State	-	-	-	-	23	18	19	22	-	-	-	-	-
Grand Canyon	11	14	13	14	10	23	23	24	-	-	-	-	-
Towson	8	7	6	7	6	9	18	-	-	-	-	-	-
UC Irvine	-	13	18	11	16	16	21	-	-	-	-	-	-
Bryant	23	23	23	12	17	17	-	-	-	-	-	-	-
Norfolk State	20	21	22	21	-	-	-	-	-	-	-	-	-
Akron	18	19	20	-	-	-	-	-	-	-	-	-	-
New Mexico State	22	25	25	-	-	-	-	-	-	-	-	-	-
South Dakota State	15	17	-	-	-	-	-	-	-	-	-	-	-
Purdue-Fort Wayne	17	24	-	-	-	-	-	-	-	-	-	-	-
NKU	19	-	-	-	-	-	-	-	-	-	-	-	-
Longwood	25	-	-	-	-	-	-	-	-	-	-	-	-

OTHERS RECEIVING VOTES: Eastern Washington 63, Iona 61, Akron 60, Milwaukee 55, Kennesaw State 54, Siena 53, BYU 49, Princeton 48, Youngstown State 29, UNC Asheville 28, UC Riverside 25, Cornell 22, Vermont 20, UC Irvine 17, Norfolk State 13, Hawaii 12, James Madison 12, Towson 12, Indiana State 10, Yale 9, Eastern Kentucky 6, **Samford 6**, UMass-Lowell 8, Grambling 5, Grand Canyon 5, NKU 4, Quinnipiac 4, Lehigh 3, Bradley 2, Montana State 2, UT Martin 2, Howard 2.

OTHER NATIONAL RANKINGS

SoCon in the NET Rankings (Jan. 31)

98	Furman
128	UNCG
149	Samford
169	Chattanooga
214	Wofford
234	Mercer
258	Western Carolina
278	ETSU
311	The Citadel
349	VMI

SoCon in the RPI (via WarrenNolan.com, Jan. 31)

109	Furman
134	UNCG
175	Samford
204	Chattanooga
226	Wofford
248	Mercer
276	Western Carolina
298	The Citadel
320	ETSU
351	VMI

THE SOCON ON TELEVISION

The SoCon will have five regular-season games on ESPNU and five on CBS Sports Network this season. The league will also continue to have its weekly Ingles SoCon Game of the Week on select Nexstar affiliates during league play.

Additionally, the quarterfinals of the Ingles SoCon Basketball Championship will air on select Nexstar affiliates, the semifinals will air on either ESPN2 or ESPN and the final will air on ESPN.

SoCON AMONG NCAA DI STATISTICS LEADERS (TOP 25)

TEAM

Assist/turnover ratio

16. Furman, 1.47

Assists per game

10. Furman, 17.5

Bench points per game

24. Samford, 27.61

Effective FG pct.

8. Furman, .569
23. Chattanooga, .554

Field-goal percentage

14. Furman, 48.8

Fouls per game

11. Wofford, 13.8

Free-throw attempts per game

18. Samford, 22.7

Free-throw percentage

23. Wofford, 75.9
24. The Citadel, 75.9

Free-throws made per game

14. Samford, 16.9

Scoring offense

16. Furman, 82.2

3-point attempts per game

3. Chattanooga, 30.7
13. Furman, 27.5
17. Western Carolina, 26.7
19. VMI, 26.5

3-pointers per game

1. Chattanooga, 11.5
15. VMI, 9.7
16. Furman, 9.7

INDIVIDUAL

Assist/turnover ratio

1. Dalvin White, UTC, 3.76

Blocks

18. Jake Stephens, UTC, 47

Blocks per game

15. Jake Stephens, UTC, 2.35

Double-doubles

10. Jake Stephens, UTC, 11

Field goals

11. Jalyn McCreary, MER, 163
18. Stephen Clark, CIT, 159

Free-throw attempts

19. Tyzhaun Claude, WCU, 143

Minutes per game

8. Austin Ash, CIT, 37:21

Points

18. Mike Bothwell, FUR, 440
22. Jake Stephens, UTC, 435

Points per game

6. Jake Stephens, UTC, 21.8

Rebounds (defensive) per game

7. Jake Stephens, UTC, 7.80

Rebounds per game

14. Jake Stephens, UTC, 10.2

3-point attempts

6. Austin Ash, CIT, 203
18. Tre Jackson, WCU, 175

3-point percentage

16. Tre Jackson, WCU, 42.9

3-pointers per game

6. Austin Ash, CIT, 3.43
8. Tre Jackson, WCU, 3.41

Total 3-pointers made

5. Austin Ash, CIT, 79
9. Tre Jackson, WCU, 75

SoCon vs. OTHER CONFERENCES

HOME TEAMS UNDERLINED ALL TIMES EASTERN

America East Conference (1-0)

11/22 UNCG 76, UMBC 72

American Athletic Conference (0-2)

11/8 East Carolina 77, Mercer 75
12/4 UCF 80, Samford 77 (OT)

ASUN Conference (0-6)

11/23 Lipscomb 72, Chattanooga 66
12/2 Kennesaw State 66, Mercer 63
12/3 Jacksonville State 63, ETSU 61
12/10 FGCU 67, Mercer 62
12/14 Queens 78, ETSU 75
12/22 Eastern Kentucky 68, UNCG 64

Atlantic 10 Conference (0-4)

11/7 Richmond 69, VMI 48
11/13 Davidson 75, VMI 71
12/7 Davidson 72, Western Carolina 64
12/22 Fordham 80, VMI 77 (OT)

Atlantic Coast Conference (0-5)

11/7 Clemson 80, The Citadel 69
11/11 Miami (Fla.) 79, UNCG 65
11/21 Florida State 81, Mercer 72
12/13 NC State 92, Furman 73
12/13 North Carolina 100, The Citadel 67

Big East Conference (0-2)

11/19 Butler 89, The Citadel 42
11/30 DePaul 103, Samford 98 (OT)

Big Sky Conference (1-0)

11/25 UNCG 77, Montana State 66
(Northern Classic; Laval, Quebec, Canada)

Big South Conference (8-9)

11/10 The Citadel 70, Presbyterian 58
11/12 High Point 91, Wofford 80
11/18 Longwood 90, VMI 58
11/18 Wofford 60, Gardner-Webb 58
11/19 Mercer 77, Winthrop 68
11/26 UNC Asheville 73, Western Carolina 61
11/29 Presbyterian 72, VMI 57
11/30 The Citadel 76, Charleston Southern 73
11/30 Gardner-Webb 71, Western Carolina 55
12/1 Wofford 76, Presbyterian 63
12/3 Chattanooga 82, Gardner-Webb 71
12/3 USC Upstate 79, Western Carolina 64
12/6 High Point 85, Furman 82
12/10 VMI 77, Radford 74
12/10 Furman 82, Winthrop 67
12/17 Longwood 75, The Citadel 70
12/17 UNC Asheville 74, ETSU 73

Big Ten Conference (0-2)

11/10 Maryland 71, Western Carolina 51
11/17 Penn State 73, Furman 68
(Shriners Children's Charleston Classic; Charleston, S.C.)

Colonial Athletic Association (3-6)

11/7 College of Charleston 85, Chattanooga 78
11/11 ETSU 77, Elon 64
(Asheville Championship at Asheville, N.C.)
11/17 Towson 56, UNCG 53
11/20 Wofford 78, North Carolina A&T 64
11/26 Hofstra 65, UNCG 53
(Northern Classic; Laval, Quebec, Canada)
11/27 Towson 70, Mercer 60
(Hostilo Hoops Community Classic; Savannah, Ga.)
11/30 North Carolina A&T 73, UNCG 56
12/3 College of Charleston 79, The Citadel 57
12/3 UNCG 65, Elon 61

Conference USA (1-1)

11/25 Louisiana Tech 79, Samford 76
12/15 Chattanooga 82, Middle Tennessee 73

Division I Independent (0-1)

1/30 Chicago State 76, The Citadel 75

Horizon League (3-0)

11/25 The Citadel 74, IUPUI 53
(Big Easy Classic; New Orleans, La.)
11/25 Mercer 72, Robert Morris 66
(Hostilo Hoops Community Classic; Savannah, Ga.)
12/6 Chattanooga 88, Milwaukee 76

Metro Atlantic Athletic Conference (1-0)

11/26 Mercer 60, Fairfield 58
(Hostilo Hoops Community Classic; Savannah, Ga.)

Mid-Eastern Athletic Conference (1-2)

12/3 Furman 88, South Carolina State 76
12/17 South Carolina State 62, Samford 61
12/20 North Carolina Central 81, The Citadel 74

Missouri Valley Conference (3-2)

11/11 Furman 89, Belmont 74
11/14 Drake 80, Wofford 72
11/23 Samford 79, Valparaiso 49
11/26 Chattanooga 69, Murray State 66
12/18 Belmont 83, Chattanooga 79 (OT)
12/21 Samford at Belmont, 7:30 p.m.

Non-Division I (25-1)

11/7 UNCG 93, Johnson & Wales 60
(Fleming Gymnasium)
11/7 ETSU 88, Emory & Henry 66
11/7 Furman 91, North Greenville 55
11/7 Wofford 120, Bob Jones 48
11/7 Samford 109, Anderson 85
11/10 Chattanooga 93, Oakland City 49
11/10 VMI 100, Penn State New Kensington 58
11/10 Samford 80, Spring Hill 61
11/11 Mercer 118, Milligan 64
11/12 Samford 90, Belhaven 38
11/13 Western Carolina 112, Brescia 45
11/15 The Citadel 109, Morris College 66
11/19 Chattanooga 108, Covenant 55
11/23 Wofford 70, North Greenville 59
11/25 Furman 102, Tusculum 74
11/26 VMI 108, Regent 58
11/27 Tennessee Southern 84, Samford 82
11/30 ETSU 84, Mars Hill 56
12/6 Mercer 100, Middle Georgia State 62
12/7 VMI 106, Carlow 67
12/10 Chattanooga 97, Johnson University 47
12/10 Western Carolina 99, Brevard 55
12/17 Wofford 107, Montreat 65
12/18 UNCG 120, Warren Wilson 48
(Fleming Gymnasium)
12/19 Furman 106, Anderson 79
12/20 Western Carolina 117, Toccoa Falls 50

Northeast Conference (0-1)

11/20 Farleigh Dickinson 93, VMI 89
(JK54 Classic; Farmville, Va.)

Ohio Valley Conference (5-3)

11/17 ETSU 84, Little Rock 76
11/19 SIUE 93, VMI 67
(JK54 Classic at Farmville, Va.)
11/20 Western Carolina 90, Lindenwood 88 (OT)
(McNeese State MTE; Lake Charles, La.)
11/20 Tennessee Tech 69, ETSU 62
11/30 Chattanooga 81, Tennessee Tech 74
12/11 Morehead State 61, ETSU 57
12/17 Mercer 79, Morehead State 52
12/17 Western Carolina 75, Tennessee Tech 65

Patriot League (1-1)

12/3 VMI 80, Navy 72
12/13 American 69, VMI 61

Southeastern Conference (2-8)

11/7 Georgia 68, Western Carolina 55
11/15 Ole Miss 70, Chattanooga 58
11/20 Furman 79, South Carolina 60
(Shriners Children's Charleston Classic at Charleston, S.C.)
11/27 Georgia 62, ETSU 47
11/27 LSU 78, Wofford 75
12/3 Vanderbilt 65, Wofford 62
12/6 #9 Arkansas 65, UNCG 58
12/20 Wofford 67, Texas A&M 62

America East Conference.....	1-0
American Athletic Conference.....	0-2
ASUN Conference.....	0-6
Atlantic 10 Conference.....	0-4
Atlantic Coast Conference.....	0-5
Big East Conference.....	0-2
Big Sky Conference.....	1-0
Big South Conference.....	8-9
Big Ten Conference.....	0-2
Colonial Athletic Association.....	3-6
Conference USA.....	1-1
Division I Independents.....	0-1
Horizon League.....	3-0
Metro Atlantic Athletic Conference.....	1-0
Mid-Eastern Athletic Conference.....	1-2
Missouri Valley Conference.....	3-2
Non-Division I opponents.....	25-1
Northeast Conference.....	0-1
Ohio Valley Conference.....	5-3
Patriot League.....	1-1
Southeastern Conference.....	2-8
Southland Conference.....	3-0
Southwestern Athletic Conference.....	2-0
Summit League.....	0-1
Sun Belt Conference.....	4-6
Western Athletic Conference.....	1-1

Total.....	65-64
Home.....	44-16
Away.....	12-39
Neutral.....	9-9
vs. Top 25.....	0-1

12/21 Georgia 72, Chattanooga 65
12/21 LSU 72, ETSU 68

Southland Conference (3-0)

11/18 Western Carolina 88, McNeese 69
11/19 Western Carolina 98, Lamar 91 (OT)
(McNeese State MTE at Lake Charles, La.)
11/23 The Citadel 72, New Orleans 65

Southwestern Athletic Conference (2-0)

11/17 Samford 84, Alabama A&M 64
11/20 Samford 78, Texas Southern 63

Summit League (0-1)

11/24 Denver 74, The Citadel 71
(Big Easy Classic; New Orleans, La.)


Sun Belt Conference (4-6)

11/13 Louisiana 81, ETSU 77
(Asheville Championship; Asheville, N.C.)
11/15 Georgia State 85, Mercer 83 (OT)
11/18 Old Dominion 82, Furman 77
(Shriners Children's Charleston Classic; Charleston, S.C.)
11/23 App State 74, ETSU 70
11/29 Furman 65, App State 61
12/6 Wofford 71, Coastal Carolina 61
12/10 Georgia Southern 79, Wofford 57
12/10 Louisiana 75, Samford 58
12/13 UNCG 75, Marshall 67
12/21 Mercer 82, Troy 79

Western Athletic Conference (1-1)

11/27 Stephen F. Austin 75, UNCG 58
(Northern Classic; Laval, Quebec, Canada)
12/17 Furman 72, Stephen F. Austin 70
(Greenville Winter Invitational/Bon Secours Wellness Arena)

All times Eastern
Schedule subject to change




The Citadel

(9-14, 4-6 SoCon)

N7	at Clemson (ACC Network Extra)	L, 69-80
N10	PRESBYTERIAN (ESPN+)	W, 70-58
N15	MORRIS COLLEGE (ESPN+)	W, 109-66
N19	at Butler (FS2)	L, 42-89
N23	at New Orleans^ (ESPN+)	W, 72-65
N24	vs. Denver^ (ESPN+)	L, 71-74
N25	vs. IUPUI^ (ESPN+)	W, 74-53
N30	at Charleston Southern (ESPN+)	W, 76-73
D3	COLLEGE OF CHARLESTON (ESPN+)	L, 57-79
D13	at North Carolina (ESPN2)	L, 67-100
D17	LONGWOOD (ESPN+)	L, 70-75
D20	at North Carolina Central (NCCU Sports Network)	L, 74-81
D29	*CHATTANOOGA (ESPN+)	W, 76-68
D31	*SAMFORD (ESPN+)	L, 63-75
J4	*at Furman (ESPN+)	L, 72-97
J7	*at Wofford (ESPN+)	L, 57-77
J11	*ETSU (ESPN+)	L, 74-96
J14	*WESTERN CAROLINA (ESPN+)	W, 65-61
J19	*at UNCG (ESPN+)	L, 60-70
J21	*at VMI (ESPN+)	W, 60-52
J25	*at Western Carolina (ESPN+)	W, 81-70
J28	*MERCER (ESPN+)	L, 65-74
J30	CHICAGO STATE (ESPN+)	L, 75-76
F2	*VMI (ESPN+)	7 p.m.
F4	*UNCG (ESPN+)	1 p.m.
F8	*at Chattanooga (ESPN+)	7 p.m.
F11	*at Samford (ESPN+)	3 p.m.
F15	*FURMAN (ESPN+)	7 p.m.
F18	*WOFFORD (ESPN+)	1 p.m.
F22	*at ETSU (ESPN+)	7 p.m.
F25	*at Mercer (ESPN+)	TBA
M3-6	at Ingles SoCon Championship (Asheville, N.C.)	

^ - Big Easy Classic (New Orleans, La.)




ETSU

(8-15, 4-6 SoCon)

N7	EMORY & HENRY (ESPN+)	W, 88-66
N11	vs. Elon^ (ESPN+)	W, 77-64
N13	vs. Louisiana^ (ESPN)	L, 77-81
N17	LITTLE ROCK (ESPN+)	W, 84-76
N20	at Tennessee Tech (ESPN+)	L, 62-69
N23	APP STATE (ESPN+)	L, 70-74
N27	at Georgia (SEC Network)	L, 47-62
N30	MARS HILL (ESPN+)	W, 84-56
D3	JACKSONVILLE STATE (ESPN+)	L, 61-63
D11	at Morehead State (ESPN+)	L, 57-61
D14	QUEENS (ESPN+)	L, 75-78
D17	UNC ASHEVILLE (WCYB/ESPN+)	L, 73-74
D21	at LSU (SEC Network Plus)	L, 68-72
D29	*at Wofford (ESPN+)	W, 73-71
D31	*at VMI (ESPN+)	W, 64-50
J4	*WESTERN CAROLINA (ESPN+)	L, 60-71
J7	*FURMAN (WCYB/ESPN+)	L, 56-70
J11	*at The Citadel (ESPN+)	W, 96-74
J14	*MERCER (ESPN+)	L, 55-68
J18	*SAMFORD (ESPN+)	L, 59-69
J21	*at Chattanooga (ESPN+)	W, 78-62
J25	*at Mercer (ESPN+)	L, 67-71 (OT)
J28	*CHATTANOOGA (ESPN+)	L, 64-73
F1	*WOFFORD (ESPN+)	7 p.m.
F4	*at Samford (ESPN+)	3 p.m.
F7	*at UNCG (ESPN)	7 p.m.
F10	*VMI (ESPN+)	7 p.m.
F15	*at Western Carolina (ESPN+)	7 p.m.
F19	*at Furman (ESPN)	6 p.m.
F22	*THE CITADEL (ESPN+)	7 p.m.
F25	*UNCG (WCYB/ESPN+)	4 p.m.
M3-6	at Ingles SoCon Championship (Asheville, N.C.)	

^ - Asheville Championship (Asheville, N.C.)




Furman

(17-6, 8-2 SoCon)

N7	NORTH GREENVILLE (ESPN+)	W, 91-55
N11	BELMONT (ESPN+)	W, 89-74
N17	vs. Penn State^ (ESPN)	L, 68-73
N18	vs. Old Dominion^ (ESPN)	L, 77-82
N20	vs. South Carolina^ (ESPNEWS)	W, 79-60
N25	TUSCULUM (ESPN+)	W, 102-74
N29	at App State	W, 65-61
D3	SOUTH CAROLINA STATE (ESPN+)	W, 88-76
D6	HIGH POINT (ESPN+)	L, 82-85
D10	WINTHROP (ESPN+)	W, 82-67
D13	at NC State (ACC Network)	L, 73-92
D17	vs. Stephen F. Austin# (YouTube)	W, 72-70
D19	ANDERSON (ESPN+)	W, 106-79
D29	*VMI (ESPN+)	W, 85-62
D31	*at Western Carolina (ESPN+)	L, 67-79
J4	*THE CITADEL (ESPN+)	W, 97-72
J7	*at ETSU (WCYB/ESPN+)	W, 70-56
J11	*at Mercer (ESPN+)	W, 84-66
J14	*UNCG (ESPN+)	L, 80-88 (OT)
J18	*at Chattanooga (ESPN+)	W, 77-69
J22	*at Wofford (ESPN)	W, 96-82
J25	*SAMFORD (ESPN+)	W, 91-84 (OT)
J29	*at UNCG (ESPN+)	W, 69-57
F1	*CHATTANOOGA (ESPN+)	7 p.m.
F4	*WOFFORD & (CBS Sports Network)	6 p.m.
F8	*at VMI (ESPN+)	7 p.m.
F11	*WESTERN CAROLINA (ESPN+)	2 p.m.
F15	*at The Citadel (ESPN+)	7 p.m.
F19	*ETSU (ESPN)	6 p.m.
F22	*MERCER (ESPN+)	7 p.m.
F25	*at Samford (ESPN+)	3 p.m.
M3-6	at Ingles SoCon Championship (Asheville, N.C.)	

^ - Shriners Children's Charleston Classic (Charleston, S.C.)
- Greenville Winter Invitational (Bon Secours Wellness Arena)
& - Bon Secours Wellness Arena




Mercer

(11-12, 4-6 SoCon)

N8	at East Carolina (ESPN+)	L, 75-77
N11	MILLIGAN (ESPN+)	W, 118-64
N15	at Georgia State (ESPN+)	L, 83-85 (OT)
N19	WINTHROP (ESPN+)	W, 77-68
N21	at Florida State (ACC Network)	L, 72-81
N25	vs. Robert Morris^ (Event Live+)	W, 72-66
N26	vs. Fairfield^ (Event Live+)	W, 60-58
N27	vs. Towson^ (Event Live+)	L, 60-70
D2	KENNESAW STATE (ESPN+)	L, 63-66
D6	MIDDLE GEORGIA STATE (ESPN+)	W, 100-62
D10	at FGCU (ESPN+)	L, 62-67
D17	MOREHEAD STATE (ESPN+)	W, 79-52
D21	at Troy	W, 82-79
D28	*at Samford (ESPN)	L, 69-78
D31	*CHATTANOOGA (ESPN+)	L, 51-80
J4	*WOFFORD (ESPN+)	L, 52-53
J7	*at Western Carolina (ESPN+)	L, 45-73
J11	*FURMAN (ESPN+)	L, 66-84
J14	*at ETSU (ESPN+)	W, 68-55
J19	*at VMI (ESPN+)	W, 69-61
J21	*at UNCG (ESPN+)	L, 48-59
J25	*ETSU (ESPN+)	W, 71-67 (OT)
J28	*at The Citadel (ESPN+)	W, 74-65
F2	*UNCG (ESPN+)	7 p.m.
F4	*VMI (ESPN+)	2 p.m.
F8	*SAMFORD (ESPN+)	7 p.m.
F11	*at Chattanooga (CBS Sports Network)	3:30 p.m.
F15	*at Wofford (ESPN+)	7 p.m.
F18	*WESTERN CAROLINA (ESPN+)	2 p.m.
F22	*at Furman (ESPN+)	7 p.m.
F25	*THE CITADEL (ESPN+)	TBA
M3-6	at Ingles SoCon Championship (Asheville, N.C.)	

^ - Hostilo Hoops Community Classic (Savannah, Ga.)




UNCG

(14-9, 8-2 SoCon)

N7	JOHNSON & WALES^ (ESPN+)	W, 93-60
N11	at Miami (Fla.) (ACC Network Extra)	L, 65-79
N17	TOWSON (ESPN+)	L, 53-56
N22	UMBC (ESPN+)	W, 76-72
N25	vs. Montana State# (Event Live+)	W, 77-66
N26	vs. Hofstra# (Event Live+)	L, 53-65
N27	vs. Stephen F. Austin# (Event Live+)	L, 58-75
N30	at North Carolina A&T (FloHoops)	L, 56-73
D3	at Elon (FloHoops)	W, 65-61
D6	at #9 Arkansas (SEC Network)	L, 58-65
D13	MARSHALL (ESPN+)	W, 75-67
D18	WARREN WILSON^ (ESPN+)	W, 120-48
D22	at Eastern Kentucky (ESPN+)	L, 64-68
D29	*at Western Carolina (ESPN+)	W, 72-47
D31	*at Wofford (ESPN+)	W, 73-64
J4	*CHATTANOOGA (ESPN+)	W, 73-61
J7	*SAMFORD (ESPN+)	L, 68-70
J11	*at VMI (ESPN+)	W, 72-57
J14	*at Furman (ESPN+)	W, 88-80 (OT)
J19	*THE CITADEL (ESPN+)	W, 70-60
J21	*MERCER (ESPN+)	W, 59-48
J25	*VMI (ESPN+)	W, 62-50
J29	*FURMAN (ESPN+)	L, 57-69
F2	*at Mercer (ESPN+)	7 p.m.
F4	*at The Citadel (ESPN+)	1 p.m.
F7	*ETSU (ESPN)	7 p.m.
F12	*WOFFORD (ESPN+)	3 p.m.
F15	*at Samford (ESPN+)	7:30 p.m.
F18	*at Chattanooga (CBS Sports Network)	12 p.m.
F22	*WESTERN CAROLINA (ESPN+)	7 p.m.
F25	*at ETSU (WCYB/ESPN+)	4 p.m.
M3-6	at Ingles SoCon Championship (Asheville, N.C.)	

^ - Fleming Gymnasium
- Northern Classic (Laval, Quebec, Canada)




Samford

(14-9, 8-2 SoCon)


N7	ANDERSON (ESPN+)	W, 109-85
N10	SPRING HILL (ESPN+)	W, 80-61
N12	BELHAVEN (ESPN+)	W, 90-38
N17	at Alabama A&M^ (YouTube)	W, 84-64
N20	TEXAS SOUTHERN (ESPN+)	W, 78-63
N23	VALPARAISO (ESPN+)	W, 79-49
N25	LOUISIANA TECH^ (ESPN+)	L, 76-79
N27	TENNESSEE SOUTHERN^ (ESPN+)	L, 82-84
N30	at DePaul (FS2)	L, 98-103 (OT)
D4	at UCF (ESPN+)	L, 77-80 (OT)
D10	at Louisiana (ESPN+)	L, 58-75
D17	at South Carolina State	L, 61-62
D21	at Belmont	L, 56-79
D28	*MERCER (ESPN)	W, 78-69
D31	*at The Citadel (ESPN+)	W, 75-63
J4	*VMI (ESPN+)	W, 87-78
J7	*at UNCG (ESPN+)	W, 70-68
J11	*WOFFORD (ESPN+)	W, 83-58
J14	*CHATTANOOGA (ESPN)	W, 75-74
J18	*at ETSU (ESPN+)	W, 69-59
J21	*WESTERN CAROLINA (ESPN+)	W, 74-65
J25	*at Furman (ESPN+)	L, 84-91 (OT)
J28	*at Wofford (CBS Sports Network)	L, 77-85
F1	*at Western Carolina (ESPN+)	6 p.m. CT
F4	*ETSU (ESPN+)	2 p.m. CT
F8	*at Mercer (ESPN+)	6 p.m. CT
F11	*THE CITADEL (ESPN+)	2 p.m. CT
F15	*UNCG (ESPN+)	6:30 p.m. CT
F18	*at VMI (ESPN+)	12 p.m. CT
F22	*at Chattanooga (ESPN+)	6 p.m. CT
F25	*FURMAN (ESPN+)	2 p.m. CT
M3-6	at Ingles SoCon Championship (Asheville, N.C.)	

^ - Tennessee Southern MTE



Chattanooga
(12-11, 4-6 SoCon)


N7	at College of Charleston (FloHoops)	L, 78-85
N10	OAKLAND CITY (ESPN+)	W, 93-49
N15	at Ole Miss (SEC Network+)	L, 58-70
N19	COVENANT (ESPN+)	W, 108-55
N23	LIPSCOMB (ESPN+)	L, 66-72
N26	MURRAY STATE (ESPN+)	W, 69-66
N30	at Tennessee Tech (ESPN+)	W, 81-74
D3	at Gardner-Webb (ESPN+)	W, 82-71
D6	MILWAUKEE (ESPN+)	W, 88-76
D10	JOHNSON UNIVERSITY (ESPN+)	W, 97-47
D15	at Middle Tennessee (ESPN+)	W, 82-73
D18	BELMONT (ESPN+)	L, 79-83 (OT)
D21	at Georgia (ESPN+/SEC Network Plus)	L, 65-72
D29	*at The Citadel (ESPN+)	L, 68-76
D31	*at Mercer (ESPN+)	W, 80-51
J4	*at UNCG (ESPN+)	L, 61-73
J7	* VMI (ESPN+)	W, 85-78
J11	* WESTERN CAROLINA (ESPN+)	W, 95-76
J14	*at Samford (ESPN+)	L, 74-75
J18	* FURMAN (ESPN+)	L, 69-77
J21	* ETSU (ESPN+)	L, 78-62
J25	* WOFFORD (ESPN+)	L, 80-85
J28	*at ETSU (ESPN+)	W, 73-64
F1	*at Furman (ESPN+)	7 p.m.
F4	*at Western Carolina (ESPN+)	2 p.m.
F8	* THE CITADEL (ESPN+)	7 p.m.
F11	* MERCER (CBS Sports Network)	3:30 p.m.
F15	*at VMI (ESPN+)	7 p.m.
F18	* UNCG (CBS Sports Network)	12 p.m.
F22	* SAMFORD (ESPN+)	7 p.m.
F25	*at Wofford (ESPN+)	TBA
M3-6	at Ingles SoCon Championship (Asheville, N.C.)	



VMI
(5-18, 0-10 SoCon)

N7	at Richmond (MASN2/ESPN+)	L, 48-69
N10	PENN STATE NEW KENSINGTON (ESPN+)	W, 100-58
N13	at Davidson (ESPN+)	L, 71-75
N18	at Longwood^ (ESPN+)	L, 58-90
N19	vs. SIUE^ (ESPN+)	L, 67-93
N20	vs. Farleigh Dickinson^ (ESPN+)	L, 89-93
N26	REGENT (ESPN+)	W, 108-58
N29	at Presbyterian (ESPN+)	L, 57-72
D3	NAVY (ESPN+)	W, 80-72
D7	CARLOW (ESPN+)	W, 106-67
D10	RADFORD (ESPN+)	W, 77-74
D13	at American (ESPN+)	L, 61-69
D22	at Fordham (ESPN+)	L, 77-80 (OT)
D29	*at Furman (ESPN+)	L, 62-85
D31	* ETSU (ESPN+)	L, 50-64
J4	*at Samford (ESPN+)	L, 78-87
J7	*at Chattanooga (ESPN+)	L, 78-85
J11	* UNCG (ESPN+)	L, 57-72
J14	*at Wofford (ESPN+)	L, 67-86
J19	* MERCER (ESPN+)	L, 61-69
J21	* THE CITADEL (ESPN+)	L, 52-60
J25	*at UNCG (ESPN+)	L, 50-62
J28	* WESTERN CAROLINA (ESPN+)	L, 65-71
F2	*at The Citadel (ESPN+)	7 p.m.
F4	*at Mercer (ESPN+)	2 p.m.
F8	* FURMAN (ESPN+)	7 p.m.
F10	*at ETSU (ESPN+)	7 p.m.
F15	* CHATTANOOGA (ESPN+)	7 p.m.
F18	* SAMFORD (ESPN+)	1 p.m.
F22	* WOFFORD (ESPN+)	7 p.m.
F25	*at Western Carolina (ESPN+)	4 p.m.
M3-6	at Ingles SoCon Championship (Asheville, N.C.)	


^ - JK54 Classic (Farmville, Va.)



Western Carolina
(12-11, 5-5 SoCon)

N7	at Georgia (SEC Network Plus)	L, 55-68
N10	at Maryland (Big Ten Network Plus)	L, 51-71
N13	BRESCIA (ESPN+)	W, 112-45
N18	at McNeese^ (ESPN+)	W, 88-69
N19	vs. Lamar^	W, 98-91 (OT)
N20	vs. Lindenwood^	W, 90-88 (OT)
N26	at UNC Asheville (ESPN+)	L, 61-73
N30	GARDNER-WEBB (ESPN+)	L, 55-71
D3	USC UPSTATE (ESPN+)	L, 64-79
D7	at Davidson (ESPN+)	L, 64-72
D10	BREVARD (ESPN+)	W, 99-55
D17	at Tennessee Tech (ESPN+)	W, 75-65
D20	TOCCOA FALLS (ESPN+)	W, 117-50
D29	* UNCG (ESPN+)	L, 47-72
D31	* FURMAN (ESPN+)	W, 79-67
J4	*at ETSU (ESPN+)	W, 71-60
J7	* MERCER (ESPN+)	W, 73-45
J11	*at Chattanooga (ESPN+)	L, 76-95
J14	*at The Citadel (ESPN+)	L, 61-65
J18	* WOFFORD (ESPN+)	W, 76-71
J21	*at Samford (ESPN+)	L, 65-74
J25	* THE CITADEL (ESPN+)	L, 70-81
J28	*at VMI (ESPN+)	W, 71-65
F1	* SAMFORD (ESPN+)	7 p.m.
F4	* CHATTANOOGA (ESPN+)	2 p.m.
F8	*at Wofford (ESPN+)	7 p.m.
F11	*at Furman (ESPN+)	2 p.m.
F15	* ETSU (ESPN+)	7 p.m.
F18	*at Mercer (ESPN+)	2 p.m.
F22	*at UNCG (ESPN+)	7 p.m.
F25	* VMI (ESPN+)	4 p.m.
M3-6	at Ingles SoCon Championship (Asheville, N.C.)	

^ - McNeese MTE (Lake Charles, La.)



Wofford
(13-10, 5-5 SoCon)

N7	BOB JONES (ESPN+)	W, 120-48
N12	at High Point (ESPN+)	L, 80-91
N14	at Drake (Mediacom MC22/ESPN+)	L, 72-80
N18	GARDNER-WEBB^ (ESPN+)	W, 60-58
N20	NORTH CAROLINA A&T^ (ESPN+)	W, 78-64
N23	NORTH GREENVILLE (ESPN+)	W, 70-59
N27	at LSU (ESPN+/SEC Network Plus)	L, 75-78
D1	PRESBYTERIAN (ESPN+)	W, 76-63
D3	at Vanderbilt (SEC Network Plus)	L, 62-65
D6	COASTAL CAROLINA (ESPN+)	W, 71-61
D10	at Georgia Southern (ESPN+)	L, 57-79
D17	MONTREAT (ESPN+)	W, 107-65
D20	at Texas A&M (SEC Network Plus)	W, 67-62
D29	* ETSU (ESPN+)	L, 71-73
D31	* UNCG (ESPN+)	L, 64-73
J4	*at Mercer (ESPN+)	W, 53-52
J7	* THE CITADEL (ESPN+)	W, 77-57
J11	*at Samford (ESPN+)	L, 58-83
J14	* VMI (ESPN+)	W, 86-67
J18	*at Western Carolina (ESPN+)	L, 71-76
J22	* FURMAN (ESPN+)	L, 82-96
J25	*at Chattanooga (ESPN+)	W, 85-80
J28	* SAMFORD (CBS Sports Network)	W, 85-77
F1	*at ETSU (ESPN+)	7 p.m.
F4	*at Furman (CBS Sports Network)	6 p.m.
F8	* WESTERN CAROLINA (ESPN+)	7 p.m.
F12	*at UNCG (ESPN+)	3 p.m.
F15	* MERCER (ESPN+)	7 p.m.
F18	*at The Citadel (ESPN+)	1 p.m.
F22	*at VMI (ESPN+)	7 p.m.
F25	* CHATTANOOGA (ESPN+)	TBA
M3-6	at Ingles SoCon Championship (Asheville, N.C.)	

^ - Battle of the Carolinas
& - Bon Secours Wellness Arena

Southern Conference men's basketball media relations information

<p>The Citadel (CitadelSports.com) John Brush (jbrush@citadel.edu) Phone: 843-953-6795</p> <p>ETSU (ETSUBucs.com) Kevin Brown (brownk@etsu.edu) Phone: 423-439-5263</p> <p>Furman (FurmanPaladins.com) Jordan Caskey (jordan.caskey@furman.edu) Phone: 864-294-3065</p> <p>Mercer (MercerBears.com) Amanda Cover (cover_al@mercer.edu) Phone: 478-301-5218</p> <p>UNCG (UNCGSpartans.com) Denise Archetto (d_archetto@uncg.edu) Phone: 770-598-2901</p> <p>Samford (SamfordSports.com) Jacob Horton (jhorton8@samford.edu) Phone: 205-726-4217</p>	<p>Chattanooga (GoMocs.com) Corey Belonzi (corey-belonzi@utc.edu) Phone: 423-425-2116</p> <p>VMI (VMIKeydets.com) Daniel Whitehead (whiteheadk@vmi.edu) Phone: 540-464-7514</p> <p>Western Carolina (CatamountSports.com) Steven Grandy (sgrandy@email.wcu.edu) Phone: 828-227-2655</p> <p>Wofford (WoffordTerriers.com) Ryan Scott (scottrm@wofford.edu) Phone: 864-597-4092</p> <p>Southern Conference (SoConSports.com) Phil Perry (pperry@socon.org) Phone: 864-591-5100 // Cell: 864-525-5174</p>	
--	---	--

2022-23 Southern Conference
CONFERENCE BASKETBALL STATISTICS
Through games of Jan 31, 2023 (All games)

SCORING OFFENSE	G	W-L	Pts	Avg/G
1. Furman	23	17-6	1890	82.2
2. Samford	23	14-9	1800	78.3
3. Chattanooga	23	12-11	1793	78.0
4. Wofford	23	13-10	1727	75.1
5. Western Carolina	23	12-11	1718	74.7
6. VMI	23	5-18	1619	70.4
7. Mercer	23	11-12	1616	70.3
8. UNCG	23	14-9	1607	69.9
9. The Citadel	23	9-14	1599	69.5
10. ETSU	23	8-15	1595	69.3

SCORING DEFENSE	G	Pts	Avg/G
1. UNCG	23	1461	63.5
2. Mercer	23	1570	68.3
3. ETSU	23	1575	68.5
4. Western Carolina	23	1592	69.2
5. Wofford	23	1607	69.9
6. Chattanooga	23	1626	70.7
7. Samford	23	1632	71.0
8. Furman	23	1663	72.3
9. The Citadel	23	1709	74.3
10. VMI	23	1711	74.4

SCORING MARGIN	G	Offense	Defense	Margin
1. Furman	23	82.2	72.3	+9.9
2. Samford	23	78.3	71.0	+7.3
3. Chattanooga	23	78.0	70.7	+7.3
4. UNCG	23	69.9	63.5	+6.3
5. Western Carolina	23	74.7	69.2	+5.5
6. Wofford	23	75.1	69.9	+5.2
7. Mercer	23	70.3	68.3	+2.0
8. ETSU	23	69.3	68.5	+0.9
9. VMI	23	70.4	74.4	-4.0
10. The Citadel	23	69.5	74.3	-4.8

FREE THROW PCT	G	FTM	FTA	Pct.
1. Wofford	23	290	382	.759
2. The Citadel	23	293	386	.759
3. VMI	23	217	289	.751
4. Furman	23	321	429	.748
5. Samford	23	388	522	.743
6. Chattanooga	23	316	434	.728
7. UNCG	23	311	431	.722
8. Western Carolina	23	327	461	.709
9. Mercer	23	271	391	.693
10. ETSU	23	258	388	.665

FIELD GOAL PERCENTAGE	G	FGM	FGA	Pct.
1. Furman	23	673	1379	.488
2. Wofford	23	627	1333	.470
3. Mercer	23	606	1320	.459
4. Chattanooga	23	606	1332	.455
5. Samford	23	604	1336	.452
6. ETSU	23	599	1330	.450
7. The Citadel	23	568	1310	.434
8. UNCG	23	563	1302	.432
9. VMI	23	589	1368	.431
10. Western Carolina	23	592	1380	.429

FIELD GOAL PCT DEFENSE	G	FGM	FGA	Pct.
1. UNCG	23	515	1288	.400
2. Chattanooga	23	589	1395	.422
3. ETSU	23	571	1333	.428
4. Mercer	23	550	1281	.429
5. Samford	23	548	1276	.429
6. The Citadel	23	591	1357	.436
7. Western Carolina	23	585	1324	.442
8. Wofford	23	599	1327	.451
9. VMI	23	607	1340	.453
10. Furman	23	609	1336	.456

3-POINT FG PCT	G	3FGM	3FGA	Pct.
1. Chattanooga	23	265	706	.375
2. VMI	23	224	609	.368
3. Furman	23	223	633	.352
4. Mercer	23	133	385	.345
5. Wofford	23	183	537	.341
6. Samford	23	204	600	.340
7. Western Carolina	23	207	613	.338
8. UNCG	23	170	508	.335
9. The Citadel	23	170	517	.329
10. ETSU	23	139	453	.307

3-POINT FG PCT DEFENSE	G	3FGM	3FGA	Pct.
1. UNCG	23	162	531	.305
2. ETSU	23	183	577	.317
3. The Citadel	23	179	558	.321
4. Wofford	23	184	556	.331
5. Western Carolina	23	124	367	.338
6. VMI	23	223	654	.341
7. Chattanooga	23	191	559	.342
8. Mercer	23	149	431	.346
9. Furman	23	167	478	.349
10. Samford	23	201	546	.368

REBOUNDING OFFENSE	G	Rebounds	Avg/G
1. Chattanooga	23	863	37.5
2. Western Carolina	23	860	37.4
3. Samford	23	839	36.5
4. ETSU	23	832	36.2
UNCG	23	832	36.2
6. VMI	23	827	36.0
7. Furman	23	803	34.9
8. Mercer	23	796	34.6
9. Wofford	23	768	33.4
10. The Citadel	23	755	32.8

REBOUNDING DEFENSE	G	Rebounds	Avg/G
1. Wofford	23	691	30.0
2. Chattanooga	23	743	32.3
3. Furman	23	747	32.5
4. Mercer	23	748	32.5
5. Samford	23	761	33.1
VMI	23	761	33.1
7. ETSU	23	770	33.5
8. Western Carolina	23	791	34.4
9. UNCG	23	794	34.5
10. The Citadel	23	872	37.9

2022-23 Southern Conference
CONFERENCE BASKETBALL STATISTICS
Through games of Jan 31, 2023 (All games)

REBOUNDING MARGIN		G	Team	Avg.	Opp.	Avg.	Margin
1.	Chattanooga	23	863	37.5	743	32.3	+5.2
2.	Samford	23	839	36.5	761	33.1	+3.4
3.	Wofford	23	768	33.4	691	30.0	+3.3
4.	Western Carolina	23	860	37.4	791	34.4	+3.0
5.	VMI	23	827	36.0	761	33.1	+2.9
6.	ETSU	23	832	36.2	770	33.5	+2.7
7.	Furman	23	803	34.9	747	32.5	+2.4
8.	Mercer	23	796	34.6	748	32.5	+2.1
9.	UNCG	23	832	36.2	794	34.5	+1.7
10.	The Citadel	23	755	32.8	872	37.9	-5.1

BLOCKED SHOTS		G	No.	Avg/G
1.	Chattanooga	23	91	4.0
2.	ETSU	23	70	3.0
3.	Furman	23	68	3.0
4.	Western Carolina	23	66	2.9
5.	UNCG	23	59	2.6
6.	Samford	23	58	2.5
	The Citadel	23	58	2.5
8.	Mercer	23	48	2.1
9.	Wofford	23	42	1.8
10.	VMI	23	29	1.3

ASSISTS		G	No.	Avg/G
1.	Furman	23	403	17.5
2.	Chattanooga	23	358	15.6
3.	UNCG	23	333	14.5
4.	Mercer	23	318	13.8
5.	Western Carolina	23	300	13.0
6.	Wofford	23	297	12.9
7.	ETSU	23	286	12.4
8.	The Citadel	23	284	12.3
9.	Samford	23	283	12.3
10.	VMI	23	274	11.9

STEALS		G	No.	Avg/G
1.	Samford	23	170	7.4
2.	UNCG	23	167	7.3
3.	Furman	23	164	7.1
4.	ETSU	23	153	6.7
5.	Wofford	23	138	6.0
6.	Western Carolina	23	134	5.8
7.	VMI	23	132	5.7
8.	Chattanooga	23	130	5.7
9.	Mercer	23	128	5.6
10.	The Citadel	23	122	5.3

TURNOVER MARGIN		G	Team	Avg.	Opp.	Avg.	Margin
1.	UNCG	23	277	12.0	327	14.2	+2.2
2.	Furman	23	275	12.0	319	13.9	+1.9
3.	Samford	23	295	12.8	329	14.3	+1.5
4.	Western Carolina	23	252	11.0	274	11.9	+1.0
5.	Wofford	23	254	11.0	267	11.6	+0.6
6.	Mercer	23	258	11.2	267	11.6	+0.4
7.	The Citadel	23	276	12.0	258	11.2	-0.8
8.	ETSU	23	316	13.7	296	12.9	-0.9
9.	Chattanooga	23	281	12.2	239	10.4	-1.8
10.	VMI	23	321	14.0	261	11.3	-2.6

ASSIST/TURNOVER RATIO		G	Ast.	Avg.	T/O	Avg.	Ratio
1.	Furman	23	403	17.5	275	12.0	1.5
2.	Chattanooga	23	358	15.6	281	12.2	1.3
3.	Mercer	23	318	13.8	258	11.2	1.2
4.	UNCG	23	333	14.5	277	12.0	1.2
5.	Western Carolina	23	300	13.0	252	11.0	1.2
6.	Wofford	23	297	12.9	254	11.0	1.2
7.	The Citadel	23	284	12.3	276	12.0	1.0
8.	Samford	23	283	12.3	295	12.8	1.0
9.	ETSU	23	286	12.4	316	13.7	0.9
10.	VMI	23	274	11.9	321	14.0	0.9

OFFENSIVE REBOUNDS		G	No.	Avg/G
1.	ETSU	23	258	11.2
2.	VMI	23	252	11.0
3.	Samford	23	251	10.9
4.	Western Carolina	23	243	10.6
	Chattanooga	23	243	10.6
6.	Mercer	23	233	10.1
7.	UNCG	23	225	9.8
8.	Wofford	23	215	9.3
	Furman	23	215	9.3
10.	The Citadel	23	166	7.2

DEFENSIVE REBOUNDS		G	No.	Avg/G
1.	Chattanooga	23	620	27.0
2.	Western Carolina	23	617	26.8
3.	UNCG	23	607	26.4
4.	The Citadel	23	589	25.6
5.	Furman	23	588	25.6
	Samford	23	588	25.6
7.	VMI	23	575	25.0
8.	ETSU	23	574	25.0
9.	Mercer	23	563	24.5
10.	Wofford	23	553	24.0

DEFENSIVE REB PCT.		G	D-Reb	Opp. OR	D-Reb%
1.	Western Carolina	23	617	193	.762
2.	Furman	23	588	199	.747
3.	Chattanooga	23	620	211	.746
4.	Wofford	23	553	189	.745
5.	Samford	23	588	213	.734
6.	UNCG	23	607	223	.731
7.	VMI	23	575	212	.731
8.	Mercer	23	563	223	.716
9.	ETSU	23	574	229	.715
10.	The Citadel	23	589	249	.703

OFFENSIVE REB PCT.		G	O-Reb	Opp. DR	O-Reb%
1.	ETSU	23	258	541	.323
2.	VMI	23	252	549	.315
3.	Samford	23	251	548	.314
4.	Chattanooga	23	243	532	.314
5.	Mercer	23	233	525	.307
6.	Wofford	23	215	502	.300
7.	Western Carolina	23	243	598	.289
8.	UNCG	23	225	571	.283
9.	Furman	23	215	548	.282
10.	The Citadel	23	166	623	.210

2022-23 Southern Conference
CONFERENCE BASKETBALL STATISTICS
Through games of Jan 31, 2023 (All games)

3-POINT FG MADE	G	No.	Avg/G
1. Chattanooga	23	265	11.5
2. VMI	23	224	9.7
3. Furman	23	223	9.7
4. Western Carolina	23	207	9.0
5. Samford	23	204	8.9
6. Wofford	23	183	8.0
7. UNCG	23	170	7.4
The Citadel	23	170	7.4
9. ETSU	23	139	6.0
10. Mercer	23	133	5.8

2022-23 Southern Conference
CONFERENCE BASKETBALL STATISTICS
Through games of Jan 31, 2023 (All games)

Team	Conference	Pct.	PF	PA	Overall	Pct.	PF	PA	Current unbeaten streak
Furman	8-2	.800	81.6	71.5	17-6	.739	82.2	72.3	Furman -- 4
Samford	8-2	.800	77.2	71.0	14-9	.609	78.3	71.0	Mercer -- 2
UNCG	8-2	.800	69.4	60.6	14-9	.609	69.9	63.5	Wofford -- 2
Wofford	5-5	.500	73.2	73.4	13-10	.565	75.1	69.9	Western Carolina -- 1
Western Carolina	5-5	.500	68.9	69.5	12-11	.522	74.7	69.2	Chattanooga -- 1
Chattanooga	4-6	.400	74.7	73.3	12-11	.522	78.0	70.7	
Mercer	4-6	.400	61.3	67.5	11-12	.478	70.3	68.3	
The Citadel	4-6	.400	67.3	74.0	9-14	.391	69.5	74.3	
ETSU	4-6	.400	67.2	67.9	8-15	.348	69.3	68.5	
VMI	0-10	.000	62.0	74.1	5-18	.217	70.4	74.4	

TEAM SUMMARIES	G	PF-PA	Avg score	Margin	FG-FGA	Pct.	3FG-FGA	Pct.	FT-FTA	Pct.	RebF	RebA	Margin
Chattanooga	23	1793-1626	78.0-70.7	+7.3	606-1332	.455	265-706	.375	316-434	.728	863	743	+5.2
ETSU	23	1595-1575	69.3-68.5	+0.9	599-1330	.450	139-453	.307	258-388	.665	832	770	+2.7
Furman	23	1890-1663	82.2-72.3	+9.9	673-1379	.488	223-633	.352	321-429	.748	803	747	+2.4
Mercer	23	1616-1570	70.3-68.3	+2.0	606-1320	.459	133-385	.345	271-391	.693	796	748	+2.1
Samford	23	1800-1632	78.3-71.0	+7.3	604-1336	.452	204-600	.340	388-522	.743	839	761	+3.4
The Citadel	23	1599-1709	69.5-74.3	-4.8	568-1310	.434	170-517	.329	293-386	.759	755	872	-5.1
UNCG	23	1607-1461	69.9-63.5	+6.3	563-1302	.432	170-508	.335	311-431	.722	832	794	+1.7
VMI	23	1619-1711	70.4-74.4	-4.0	589-1368	.431	224-609	.368	217-289	.751	827	761	+2.9
Western Carolina	23	1718-1592	74.7-69.2	+5.5	592-1380	.429	207-613	.338	327-461	.709	860	791	+3.0
Wofford	23	1727-1607	75.1-69.9	+5.2	627-1333	.470	183-537	.341	290-382	.759	768	691	+3.3

ATTENDANCE	Home	Average	Away	Average	Neutral	Average	Total	Average
Chattanooga	12-36118	3010	11-33660	3060	0-0	0	23-69778	3034
ETSU	12-37352	3113	9-27139	3015	2-1796	898	23-66287	2882
Furman	11-20582	1871	8-27674	3459	4-7768	1942	23-56024	2436
Mercer	9-11575	1286	11-24331	2212	3-804	268	23-36710	1596
Samford	12-28182	2348	11-21906	1991	0-0	0	23-50088	2178
The Citadel	10-13609	1361	11-42011	3819	2-467	234	23-56087	2439
UNCG	11-14843	1349	9-38101	4233	3-0	0	23-52944	2302
VMI	10-13920	1392	11-21893	1990	2-264	132	23-36077	1569
Western Carolina	10-14989	1499	11-39088	3553	2-390	195	23-54467	2368
Wofford	13-16127	1241	10-37810	3781	0-0	0	23-53937	2345
Totals	110-207297	1885	102-313613	3075	18-11489	638	230-532399	2315

2022-23 Southern Conference
INDIVIDUAL BASKETBALL STATISTICS
Through games of Jan 31, 2023 (All games)

To be ranked, a player must appear in at least 75.0% of their team's games.

SCORING								REBOUNDING							
	Cl	G	FG	3FG	FT	Pts	Avg/G		Cl	G	Off	Def	Total	Avg/G	
1. Jake Stephens-UTC	Sr	20	150	42	93	435	21.8	1. Jake Stephens-UTC	Sr	20	48	156	204	10.2	
2. Mike Bothwell-FUR	Sr	23	154	34	98	440	19.1	2. Tyzhaun Claude-WCU	Jr	23	77	119	196	8.5	
3. Stephen Clark-CIT	Sr	23	159	7	69	394	17.1	3. Jaden Seymour-ETSU	So	20	48	96	144	7.2	
4. Jalen Slawson-FUR	Sr	23	127	23	84	361	15.7	4. Vonterius Woolbright-WCU	Sr	22	33	124	157	7.1	
5. B.J. Mack-WOF	Sr	22	126	35	58	345	15.7	5. Jalen Slawson-FUR	Sr	23	39	121	160	7.0	
6. Jalyn McCreary-MER	So	23	163	0	26	352	15.3	6. Jermaine Marshall-SAM	Jr	22	44	107	151	6.9	
7. Tyzhaun Claude-WCU	Jr	23	124	2	101	351	15.3	7. Stephen Clark-CIT	Sr	23	37	115	152	6.6	
8. Austin Ash-CIT	Sr	23	114	79	43	350	15.2	8. Mohammed Abdulsalam-UNCG	Sr	23	37	106	143	6.2	
9. Jackson Paveletzke-WOF	Fr	23	109	31	90	339	14.7	9. Keondre Kennedy-UNCG	Sr	21	18	110	128	6.1	
10. Vonterius Woolbright-WCU	Sr	22	110	7	88	315	14.3	10. Jalen Haynes-ETSU	So	23	57	82	139	6.0	
11. Tre Jackson-WCU	Jr	22	98	75	36	307	14.0	11. Taeshaud Jackson-VMI	Fr	22	40	90	130	5.9	
12. Logan Dye-SAM	Sr	23	117	29	57	320	13.9	12. Jalyn McCreary-MER	So	23	51	81	132	5.7	
13. Sean Conway-VMI	Sr	23	115	56	33	319	13.9	Sean Conway-VMI	Sr	23	44	88	132	5.7	
14. Jordan King-ETSU	Sr	23	113	45	47	318	13.8	14. Logan Dye-SAM	Sr	23	39	87	126	5.5	
15. Asher Woods-VMI	Fr	23	110	34	62	316	13.7	15. Rickey Bradley-VMI	Fr	23	31	88	119	5.2	
16. Jalen Haynes-ETSU	So	23	115	3	79	312	13.6	16. Marcus Foster-FUR	Jr	23	30	87	117	5.1	
17. Jamal Johnson-UTC	Sr	23	95	61	60	311	13.5	Messiah Jones-WOF	Sr	23	50	67	117	5.1	
18. Keyshaun Langley-UNCG	Sr	23	107	59	36	309	13.4	Austin Ash-CIT	Sr	23	9	108	117	5.1	
19. Keondre Kennedy-UNCG	Sr	21	84	41	54	263	12.5	19. Asher Woods-VMI	Fr	23	26	90	116	5.0	
20. Kamar Robertson-MER	Sr	19	71	32	54	228	12.0	20. B.J. Mack-WOF	Sr	22	22	88	110	5.0	
21. Jermaine Marshall-SAM	Jr	22	80	21	74	255	11.6								
22. Marcus Foster-FUR	Jr	23	88	45	36	257	11.2								
23. Tyler Houser-VMI	Fr	23	96	33	25	250	10.9								
24. Mikeal Brown-Jones-UNCG	Jr	23	93	7	55	248	10.8								
25. JP Pegues-FUR	So	23	82	43	33	240	10.4								
26. Tony Felder-VMI	Fr	23	79	37	38	233	10.1								
27. Dalvin White-UTC	Sr	21	69	45	21	204	9.7								
28. Shawn Walker Jr.-MER	Sr	22	80	29	23	212	9.6								
29. Russell Jones Jr.-WCU	Jr	23	72	41	34	219	9.5								
30. Bubba Parham-SAM	Sr	23	62	42	52	218	9.5								

FIELD GOAL PCT						ASSISTS				
	Cl	G	FGM	FGA	Pct.		Cl	G	No.	Avg/G
1. Kyleer Filewich-WOF	Jr	23	70	107	.654	1. Vonterius Woolbright-WCU	Sr	22	108	4.9
2. Mikeal Brown-Jones-UNCG	Jr	23	93	161	.578	2. JP Pegues-FUR	So	23	90	3.9
3. Jalen Haynes-ETSU	So	23	115	202	.569	3. Luis Hurtado-MER	Sr	22	84	3.8
4. Jalyn McCreary-MER	So	23	163	288	.566	4. Jackson Paveletzke-WOF	Fr	23	87	3.8
5. Jalen Slawson-FUR	Sr	23	127	226	.562	5. Dante Treacy-UNCG	Sr	23	86	3.7
6. Jake Stephens-UTC	Sr	20	150	273	.549	6. Kobe Langley-UNCG	Sr	23	84	3.7
7. Garrett Hien-FUR	Jr	21	67	123	.545	7. Jake Stephens-UTC	Sr	20	71	3.6
8. Mike Bothwell-FUR	Sr	23	154	284	.542	8. Jalen Slawson-FUR	Sr	23	81	3.5
9. Messiah Jones-WOF	Sr	23	78	148	.527	9. Mike Bothwell-FUR	Sr	23	79	3.4
10. Tyzhaun Claude-WCU	Jr	23	124	240	.517	Tony Felder-VMI	Fr	23	79	3.4
11. Logan Dye-SAM	Sr	23	117	227	.515	11. Allen Strothers-ETSU	Fr	23	72	3.1
12. Stephen Clark-CIT	Sr	23	159	311	.511	12. Dalvin White-UTC	Sr	21	64	3.0
13. B.J. Mack-WOF	Sr	22	126	251	.502	13. Jordan King-ETSU	Sr	23	70	3.0
14. Justice Smith-ETSU	So	23	71	144	.493	14. Jaron Rillie-SAM	So	23	64	2.8
15. Tyler Houser-VMI	Fr	23	96	196	.490	15. Stephen Clark-CIT	Sr	23	62	2.7

2022-23 Southern Conference
INDIVIDUAL BASKETBALL STATISTICS
Through games of Jan 31, 2023 (All games)

FREE THROW PCT					
	Cl	G	FTM	FTA	Pct.
1. Jamal Johnson-UTC	Sr	23	60	69	.870
2. Jackson Paveletzke-WOF	Fr	23	90	104	.865
3. Jake Stephens-UTC	Sr	20	93	110	.845
4. Mike Bothwell-FUR	Sr	23	98	118	.831
5. B.J. Mack-WOF	Sr	22	58	70	.829
6. Kamar Robertson-MER	Sr	19	54	66	.818
Keondre Kennedy-UNCG	Sr	21	54	66	.818
8. Bubba Parham-SAM	Sr	23	52	64	.813
9. Jordan King-ETSU	Sr	23	47	58	.810
10. Asher Woods-VMI	Fr	23	62	77	.805
11. Jermaine Marshall-SAM	Jr	22	74	94	.787
12. Jalen Slawson-FUR	Sr	23	84	107	.785
13. Mikeal Brown-Jones-UNCG	Jr	23	55	72	.764
14. Madison Durr-CIT	Fr	23	49	66	.742
15. Messiah Jones-WOF	Sr	23	55	75	.733

STEALS				
	Cl	G	No.	Avg/G
1. Kobe Langley-UNCG	Sr	23	45	2.0
2. Elijah Morgan-CIT	Jr	23	42	1.8
3. Keyshaun Langley-UNCG	Sr	23	40	1.7
Russell Jones Jr.-WCU	Jr	23	40	1.7
5. A.J. Staton-McCray-SAM	So	22	35	1.6
6. Jalen Slawson-FUR	Sr	23	36	1.6
7. Allen Strothers-ETSU	Fr	23	30	1.3
8. Corey Tripp-WOF	So	23	29	1.3
Jordan King-ETSU	Sr	23	29	1.3
10. Tre Jackson-WCU	Jr	22	27	1.2
11. Kamar Robertson-MER	Sr	19	23	1.2
12. Jaron Rillie-SAM	So	23	26	1.1
13. Sean Conway-VMI	Sr	23	25	1.1
Jamal Johnson-UTC	Sr	23	25	1.1
15. Vonterius Woolbright-WCU	Sr	22	23	1.0

3-POINT FG PCT					
	Cl	G	3FG	FGA	Pct.
1. Kamar Robertson-MER	Sr	19	32	70	.457
2. Dalvin White-UTC	Sr	21	45	100	.450
3. Tre Jackson-WCU	Jr	22	75	175	.429
4. Jackson Paveletzke-WOF	Fr	23	31	76	.408
5. Jake Stephens-UTC	Sr	20	42	103	.408
6. Keyshaun Langley-UNCG	Sr	23	59	145	.407
7. Shawn Walker Jr.-MER	Sr	22	29	72	.403
Logan Dye-SAM	Sr	23	29	72	.403
9. Tyler Houser-VMI	Fr	23	33	82	.402
10. Sean Conway-VMI	Sr	23	56	140	.400
11. Devin Butler-VMI	Jr	23	35	88	.398
12. Austin Ash-CIT	Sr	23	79	203	.389
13. Jamal Johnson-UTC	Sr	23	61	157	.389
14. Keondre Kennedy-UNCG	Sr	21	41	107	.383
15. Marcus Foster-FUR	Jr	23	45	119	.378

3-POINT FG MADE				
	Cl	G	3FG	Avg/G
1. Austin Ash-CIT	Sr	23	79	3.4
2. Tre Jackson-WCU	Jr	22	75	3.4
3. Jamal Johnson-UTC	Sr	23	61	2.7
4. Keyshaun Langley-UNCG	Sr	23	59	2.6
5. Sean Conway-VMI	Sr	23	56	2.4
6. Dalvin White-UTC	Sr	21	45	2.1
7. Jake Stephens-UTC	Sr	20	42	2.1
8. Marcus Foster-FUR	Jr	23	45	2.0
Jordan King-ETSU	Sr	23	45	2.0
10. Keondre Kennedy-UNCG	Sr	21	41	2.0
11. JP Pegues-FUR	So	23	43	1.9
12. Bubba Parham-SAM	Sr	23	42	1.8
13. Russell Jones Jr.-WCU	Jr	23	41	1.8
14. Kamar Robertson-MER	Sr	19	32	1.7
15. Tony Felder-VMI	Fr	23	37	1.6
Carson McCorkle-WOF	So	23	37	1.6

BLOCKED SHOTS				
	Cl	G	No.	Avg/G
1. Jake Stephens-UTC	Sr	20	47	2.4
2. Stephen Clark-CIT	Sr	23	42	1.8
3. Jalen Slawson-FUR	Sr	23	34	1.5
4. Tyzhaun Claude-WCU	Jr	23	21	0.9
5. Jaden Seymour-ETSU	So	20	18	0.9
6. Achor Achor-SAM	So	21	18	0.9
7. Sam Alexis-UTC	Fr	20	14	0.7
8. Mohammed Abdulsalam-UNCG	Sr	23	16	0.7
Logan Dye-SAM	Sr	23	16	0.7
Tyler Harris-WCU	Sr	23	16	0.7
11. Jalyn McCreary-MER	So	23	15	0.7
12. Keondre Kennedy-UNCG	Sr	21	13	0.6
13. Jalen Haynes-ETSU	So	23	13	0.6
14. Tyler Houser-VMI	Fr	23	11	0.5
Bas Leyte-UNCG	Sr	23	11	0.5

ASSIST/TURNOVER RATIO					
	Cl	G	Ast.	T/O	Ratio
1. Dalvin White-UTC	Sr	21	64	17	3.8
2. Kobe Langley-UNCG	Sr	23	84	32	2.6
3. Vonterius Woolbright-WCU	Sr	22	108	55	2.0
4. Jackson Paveletzke-WOF	Fr	23	87	45	1.9
5. Mike Bothwell-FUR	Sr	23	79	41	1.9
6. JP Pegues-FUR	So	23	90	47	1.9
7. Dante Treacy-UNCG	Sr	23	86	46	1.9
8. Luis Hurtado-MER	Sr	22	84	49	1.7
9. Tony Felder-VMI	Fr	23	79	53	1.5
10. Jordan King-ETSU	Sr	23	70	48	1.5
11. Jalen Slawson-FUR	Sr	23	81	57	1.4
12. Allen Strothers-ETSU	Fr	23	72	54	1.3
13. Jake Stephens-UTC	Sr	20	71	56	1.3

2022-23 Southern Conference
INDIVIDUAL BASKETBALL STATISTICS
Through games of Jan 31, 2023 (All games)

OFFENSIVE REBOUNDS	Cl	G	No.	Avg/G
1. Tyzhaun Claude-WCU	Jr	23	77	3.3
2. Jalen Haynes-ETSU	So	23	57	2.5
3. Jaden Seymour-ETSU	So	20	48	2.4
Jake Stephens-UTC	Sr	20	48	2.4
5. Bas Leyte-UNCG	Sr	23	52	2.3
6. Jalyn McCreary-MER	So	23	51	2.2
7. Messiah Jones-WOF	Sr	23	50	2.2
8. Kyler Filewich-WOF	Jr	23	46	2.0
Jermaine Marshall-SAM	Jr	22	44	2.0
10. Sean Conway-VMI	Sr	23	44	1.9
11. Taeshaud Jackson-VMI	Fr	22	40	1.8
12. Achor Achor-SAM	So	21	36	1.7
13. Logan Dye-SAM	Sr	23	39	1.7
Jalen Slawson-FUR	Sr	23	39	1.7
15. Mohammed Abdulsalam-UNCG	Sr	23	37	1.6
Stephen Clark-CIT	Sr	23	37	1.6

DEFENSIVE REBOUNDS	Cl	G	No.	Avg/G
1. Jake Stephens-UTC	Sr	20	156	7.8
2. Vonterius Woolbright-WCU	Sr	22	124	5.6
3. Jalen Slawson-FUR	Sr	23	121	5.3
4. Keondre Kennedy-UNCG	Sr	21	110	5.2
5. Tyzhaun Claude-WCU	Jr	23	119	5.2
6. Stephen Clark-CIT	Sr	23	115	5.0
7. Jermaine Marshall-SAM	Jr	22	107	4.9
8. Jaden Seymour-ETSU	So	20	96	4.8
9. Austin Ash-CIT	Sr	23	108	4.7
10. Mohammed Abdulsalam-UNCG	Sr	23	106	4.6
11. Taeshaud Jackson-VMI	Fr	22	90	4.1
12. B.J. Mack-WOF	Sr	22	88	4.0
13. Asher Woods-VMI	Fr	23	90	3.9
14. Sean Conway-VMI	Sr	23	88	3.8
Rickey Bradley-VMI	Fr	23	88	3.8

MINUTES PLAYED	Cl	G	No.	Avg/G
1. Austin Ash-CIT	Sr	23	859	37.3
2. Jordan King-ETSU	Sr	23	806	35.0
3. Asher Woods-VMI	Fr	23	802	34.9
4. Mike Bothwell-FUR	Sr	23	789	34.3
5. Stephen Clark-CIT	Sr	23	787	34.2
6. Tre Jackson-WCU	Jr	22	738	33.5
7. Sean Conway-VMI	Sr	23	742	32.3
8. Jake Stephens-UTC	Sr	20	644	32.2
9. Jackson Paveletzke-WOF	Fr	23	737	32.0
10. JP Pegues-FUR	So	23	723	31.4
11. Vonterius Woolbright-WCU	Sr	22	691	31.4
12. Jalen Slawson-FUR	Sr	23	717	31.2
Russell Jones Jr.-WCU	Jr	23	717	31.2
14. Elijah Morgan-CIT	Jr	23	700	30.4
15. Keondre Kennedy-UNCG	Sr	21	632	30.1
16. Rickey Bradley-VMI	Fr	23	687	29.9
17. Corey Tripp-WOF	So	23	684	29.7
18. Keyshaun Langley-UNCG	Sr	23	683	29.7
19. B.J. Mack-WOF	Sr	22	649	29.5
20. Jamal Johnson-UTC	Sr	23	676	29.4
21. Shawn Walker Jr.-MER	Sr	22	641	29.1
22. Tyler Harris-WCU	Sr	23	670	29.1
23. Marcus Foster-FUR	Jr	23	658	28.6
24. Bubba Parham-SAM	Sr	23	646	28.1
25. Dante Treacy-UNCG	Sr	23	642	27.9
26. Kamar Robertson-MER	Sr	19	528	27.8
27. Jalen Haynes-ETSU	So	23	632	27.5
28. A.J. Caldwell-UTC	Sr	23	627	27.3
29. Luis Hurtado-MER	Sr	22	598	27.2
30. Allen Strothers-ETSU	Fr	23	619	26.9

2022-23 Southern Conference
Conference Team Highs
Through games of Jan 31, 2023 (All games)

TEAM HIGHS (highest totals made by)

Points	120	Wofford vs Bob Jones (11/07/22)
	120	UNCG vs Warren Wilson (12/18/22)
Margin	72 (120-48)	Wofford vs Bob Jones (11/07/22)
	72 (120-48)	UNCG vs Warren Wilson (12/18/22)
Field goals made	49	Wofford vs Bob Jones (11/07/22)
	46	Mercer vs Milligan (11/11/22)
Field goal attempts	86	Western Carolina vs Toccoa Falls (12/20/22)
	83	The Citadel vs Morris (11/15/22)
Field goal percentage	.662 (45-68)	UNCG vs Warren Wilson (12/18/22)
	.661 (37-56)	VMI vs Regent (11/26/22)
3-Pt FG made	22	Chattanooga vs Covenant (11/19/22)
	20	VMI vs Carlow (12/07/22)
3-Pt FG attempts	53	VMI vs Carlow (12/07/22)
	44	Furman vs Anderson (12/19/22)
3-Pt percentage	.625 (10-16)	Furman at Mercer (01/11/23)
	.615 (16-26)	VMI at Chattanooga (01/07/23)
Free throws made	33	UNCG at Furman (01/14/23)
	29	Samford at The Citadel (12/31/22)
Free throw attempts	42	ETSU vs Little Rock (11/17/22)
	41	UNCG at Furman (01/14/23)
Free throw percentage	1.000 (17-17)	The Citadel at VMI (01/21/23)
	1.000 (16-16)	ETSU vs Chattanooga (01/28/23)
	1.000 (12-12)	The Citadel vs IUPUI (11/25/22)
	1.000 (11-11)	VMI at Furman (12/29/22)
	1.000 (7-7)	Wofford at Texas A&M (12/20/22)
Rebounds	69	The Citadel vs Morris (11/15/22)
	64	Western Carolina vs Brescia (11/13/22)
Assists	32	UNCG vs Warren Wilson (12/18/22)
	31	Mercer vs Milligan (11/11/22)
	31	Mercer vs Middle Georgia State (12/06/22)
Steals	16	ETSU at The Citadel (01/11/23)
	15	Furman vs North Greenville (11/07/22)
Blocked shots	11	Chattanooga vs Johnson (Tenn.) (12/10/22)
	9	The Citadel vs Western Carolina (01/14/23)
	9	Western Carolina vs Wofford (01/18/23)
Turnovers	24	VMI vs SIUE (11/19/22)
	23	Samford vs Louisiana Tech (11/25/22)
Fouls	29	The Citadel at N.C. Central (12/20/22)
	29	Furman vs UNCG (01/14/23)

2022-23 Southern Conference
Conference Individual Highs
Through games of Jan 31, 2023 (All games)

INDIVIDUAL PLAYER GAME HIGHS

Points	42	Jordan King (ETSU) at The Citadel (01/11/23)
	37	Jake Stephens (Chattanooga) vs VMI (01/07/23)
Field goals made	14	Jordan King (ETSU) at The Citadel (01/11/23)
	13	Jake Stephens (Chattanooga) vs Western Carolina (01/11/23)
Field goal attempts	21	Jake Stephens (Chattanooga) vs Milwaukee (12/06/22)
	20	Mike Bothwell (Furman) vs Penn State (11/17/22)
	20	Keyshaun Langley (UNCG) at Wofford (12/31/22)
	20	Stephen Clark (The Citadel) vs Western Carolina (01/14/23)
	20	Jalyn McCreary (Mercer) vs ETSU (01/25/23)
Field goal percentage	1.000 (8-8)	Jalen Haynes (ETSU) vs Mars Hill (11/30/22)
	.923 (12-13)	Jalyn McCreary (Mercer) vs Middle Georgia State (12/06/22)
3-Pt FG made	9	Austin Ash (The Citadel) vs Longwood (12/17/22)
	8	Jordan King (ETSU) at The Citadel (01/11/23)
3-Pt FG attempts	17	Devin Butler (VMI) vs Carlow (12/07/22)
	17	Austin Ash (The Citadel) vs Longwood (12/17/22)
3-Pt percentage	.857 (6-7)	Sean Conway (VMI) vs Regent (11/26/22)
	.857 (6-7)	Sean Conway (VMI) vs Navy (12/03/22)
	.857 (6-7)	Marcus Foster (Furman) at Mercer (01/11/23)
	.857 (6-7)	Carson McCorkle (Wofford) vs VMI (01/14/23)
Free throws made	13	Jermaine Marshall (Samford) at UCF (12/04/22)
	13	Mike Bothwell (Furman) at Wofford (01/22/23)
	13	Jalen Slawson (Furman) vs Samford (01/25/23)
Free throw attempts	16	Jermaine Marshall (Samford) at UCF (12/04/22)
	15	Jalen Slawson (Furman) vs Samford (01/25/23)
Free throw percentage	1.000 (11-11)	Mike Bothwell (Furman) vs Stephen F. Austin (12/17/22)
	1.000 (10-10)	Mike Bothwell (Furman) at App State (11/29/22)
	1.000 (9-9)	Jalen Haynes (ETSU) vs Louisiana (11/13/22)
	1.000 (9-9)	Keondre Kennedy (UNCG) vs Montana State (11/25/22)
	1.000 (9-9)	Tyzhaun Claude (Western Carolina) vs Toccoa Falls (12/20/22)
	1.000 (9-9)	Jaron Rillie (Samford) at The Citadel (12/31/22)
	1.000 (8-8)	Jermaine Marshall (Samford) vs Spring Hill (11/10/22)
	1.000 (8-8)	Jackson Paveletzke (Wofford) vs North Carolina A&T (11/20/22)
	1.000 (8-8)	Austin Ash (The Citadel) at Charleston Southern (11/30/22)
	1.000 (8-8)	B.J. Mack (Wofford) vs ETSU (12/29/22)
	1.000 (8-8)	Austin Ash (The Citadel) at VMI (01/21/23)
	1.000 (8-8)	Jalen Haynes (ETSU) vs Chattanooga (01/28/23)
Rebounds	20	Jake Stephens (Chattanooga) vs Belmont (12/18/22)
	17	Tyzhaun Claude (Western Carolina) at The Citadel (01/14/23)
Assists	11	Vonterius Woolbright (Western Carolina) at VMI (01/28/23)
	10	DJ Campbell (Western Carolina) vs Brescia (11/13/22)
	10	Luis Hurtado (Mercer) vs Winthrop (11/19/22)
	10	Rickey Bradley (VMI) vs Carlow (12/07/22)
	10	Jackson Paveletzke (Wofford) vs Montreat (12/17/22)
	10	Jaron Rillie (Samford) vs Mercer (12/28/22)
	10	Vonterius Woolbright (Western Carolina) vs Wofford (01/18/23)
Steals	7	Jordan King (ETSU) at The Citadel (01/11/23)
	6	Jaron Rillie (Samford) vs Wofford (01/11/23)
Blocked shots	5	Jake Stephens (Chattanooga) at Gardner-Webb (12/03/22)
	5	Jake Stephens (Chattanooga) vs Belmont (12/18/22)
	5	Jake Stephens (Chattanooga) at The Citadel (12/29/22)
	5	Stephen Clark (The Citadel) vs ETSU (01/11/23)
	5	Stephen Clark (The Citadel) vs Western Carolina (01/14/23)
Turnovers	8	Jake Stephens (Chattanooga) at Col. of Charleston (11/07/22)
	7	JP Pegues (Furman) vs South Carolina State (12/03/22)
	7	Mike Bothwell (Furman) vs Stephen F. Austin (12/17/22)

7	Jake Stephens (Chattanooga) vs Belmont (12/18/22)
7	Asher Woods (VMI) at Chattanooga (01/07/23)
7	Austin Ash (The Citadel) vs ETSU (01/11/23)

2022-23 Southern Conference
CONFERENCE BASKETBALL STATISTICS
Through games of Jan 31, 2023 (Conference games only)

SCORING OFFENSE	G	W-L	Pts	Avg/G
1. Furman	10	8-2	816	81.6
2. Samford	10	8-2	772	77.2
3. Chattanooga	10	4-6	747	74.7
4. Wofford	10	5-5	732	73.2
5. UNCG	10	8-2	694	69.4
6. Western Carolina	10	5-5	689	68.9
7. The Citadel	10	4-6	673	67.3
8. ETSU	10	4-6	672	67.2
9. VMI	10	0-10	620	62.0
10. Mercer	10	4-6	613	61.3

SCORING DEFENSE	G	Pts	Avg/G
1. UNCG	10	606	60.6
2. Mercer	10	675	67.5
3. ETSU	10	679	67.9
4. Western Carolina	10	695	69.5
5. Samford	10	710	71.0
6. Furman	10	715	71.5
7. Chattanooga	10	733	73.3
8. Wofford	10	734	73.4
9. The Citadel	10	740	74.0
10. VMI	10	741	74.1

SCORING MARGIN	G	Offense	Defense	Margin
1. Furman	10	81.6	71.5	+10.1
2. UNCG	10	69.4	60.6	+8.8
3. Samford	10	77.2	71.0	+6.2
4. Chattanooga	10	74.7	73.3	+1.4
5. Wofford	10	73.2	73.4	-0.2
6. Western Carolina	10	68.9	69.5	-0.6
7. ETSU	10	67.2	67.9	-0.7
8. Mercer	10	61.3	67.5	-6.2
9. The Citadel	10	67.3	74.0	-6.7
10. VMI	10	62.0	74.1	-12.1

FREE THROW PCT	G	FTM	FTA	Pct.
1. Wofford	10	131	169	.775
2. The Citadel	10	143	185	.773
3. Chattanooga	10	139	184	.755
4. Samford	10	150	199	.754
5. Furman	10	170	226	.752
6. VMI	10	82	111	.739
7. UNCG	10	146	206	.709
8. Western Carolina	10	133	191	.696
9. Mercer	10	99	149	.664
10. ETSU	10	115	174	.661

FIELD GOAL PERCENTAGE	G	FGM	FGA	Pct.
1. Samford	10	262	555	.472
2. Furman	10	273	579	.472
3. Wofford	10	262	567	.462
4. UNCG	10	240	540	.444
5. ETSU	10	249	566	.440
6. Chattanooga	10	250	575	.435
7. The Citadel	10	231	544	.425
8. Western Carolina	10	240	575	.417
9. Mercer	10	237	582	.407
10. VMI	10	230	572	.402

FIELD GOAL PCT DEFENSE	G	FGM	FGA	Pct.
1. UNCG	10	212	540	.393
2. ETSU	10	245	604	.406
3. Samford	10	237	545	.435
4. Furman	10	253	578	.438
5. Mercer	10	237	539	.440
6. Chattanooga	10	259	587	.441
7. Wofford	10	262	582	.450
8. The Citadel	10	258	570	.453
9. Western Carolina	10	253	551	.459
10. VMI	10	258	559	.462

3-POINT FG PCT	G	3FGM	3FGA	Pct.
1. Samford	10	98	268	.366
2. Furman	10	100	274	.365
3. Chattanooga	10	108	305	.354
4. Wofford	10	77	227	.339
5. The Citadel	10	68	203	.335
UNCG	10	68	203	.335
7. VMI	10	78	240	.325
8. ETSU	10	59	186	.317
9. Western Carolina	10	76	251	.303
10. Mercer	10	40	146	.274

3-POINT FG PCT DEFENSE	G	3FGM	3FGA	Pct.
1. UNCG	10	70	236	.297
2. ETSU	10	81	262	.309
3. Furman	10	59	190	.311
4. The Citadel	10	75	238	.315
5. Wofford	10	90	267	.337
6. Samford	10	84	242	.347
7. VMI	10	91	262	.347
8. Chattanooga	10	83	237	.350
9. Western Carolina	10	66	178	.371
10. Mercer	10	73	191	.382

REBOUNDING OFFENSE	G	Rebounds	Avg/G
1. ETSU	10	378	37.8
2. Chattanooga	10	354	35.4
3. Mercer	10	347	34.7
4. Furman	10	346	34.6
5. UNCG	10	345	34.5
6. VMI	10	339	33.9
7. Western Carolina	10	338	33.8
8. Samford	10	333	33.3
9. Wofford	10	319	31.9
10. The Citadel	10	308	30.8

REBOUNDING DEFENSE	G	Rebounds	Avg/G
1. Samford	10	313	31.3
2. Chattanooga	10	333	33.3
3. VMI	10	336	33.6
4. Wofford	10	338	33.8
5. Mercer	10	342	34.2
Furman	10	342	34.2
7. UNCG	10	344	34.4
8. Western Carolina	10	345	34.5
ETSU	10	345	34.5
10. The Citadel	10	369	36.9

2022-23 Southern Conference
CONFERENCE BASKETBALL STATISTICS
Through games of Jan 31, 2023 (Conference games only)

REBOUNDING MARGIN		G	Team	Avg.	Opp.	Avg.	Margin
1.	ETSU	10	378	37.8	345	34.5	+3.3
2.	Chattanooga	10	354	35.4	333	33.3	+2.1
3.	Samford	10	333	33.3	313	31.3	+2.0
4.	Mercer	10	347	34.7	342	34.2	+0.5
5.	Furman	10	346	34.6	342	34.2	+0.4
6.	VMI	10	339	33.9	336	33.6	+0.3
7.	UNCG	10	345	34.5	344	34.4	+0.1
8.	Western Carolina	10	338	33.8	345	34.5	-0.7
9.	Wofford	10	319	31.9	338	33.8	-1.9
10.	The Citadel	10	308	30.8	369	36.9	-6.1

BLOCKED SHOTS		G	No.	Avg/G
1.	Chattanooga	10	32	3.2
2.	Western Carolina	10	30	3.0
	UNCG	10	30	3.0
	The Citadel	10	30	3.0
	ETSU	10	30	3.0
6.	Samford	10	22	2.2
	Mercer	10	22	2.2
8.	Furman	10	21	2.1
9.	Wofford	10	17	1.7
10.	VMI	10	12	1.2

ASSISTS		G	No.	Avg/G
1.	Furman	10	149	14.9
2.	Chattanooga	10	143	14.3
3.	UNCG	10	134	13.4
4.	Samford	10	126	12.6
5.	Wofford	10	125	12.5
6.	The Citadel	10	116	11.6
7.	Western Carolina	10	109	10.9
	ETSU	10	109	10.9
9.	VMI	10	105	10.5
10.	Mercer	10	92	9.2

STEALS		G	No.	Avg/G
1.	UNCG	10	82	8.2
2.	Samford	10	66	6.6
3.	Wofford	10	61	6.1
4.	ETSU	10	59	5.9
	Chattanooga	10	59	5.9
6.	VMI	10	55	5.5
7.	The Citadel	10	53	5.3
8.	Western Carolina	10	52	5.2
	Furman	10	52	5.2
10.	Mercer	10	49	4.9

TURNOVER MARGIN		G	Team	Avg.	Opp.	Avg.	Margin
1.	UNCG	10	105	10.5	145	14.5	+4.0
2.	Furman	10	100	10.0	120	12.0	+2.0
3.	Western Carolina	10	94	9.4	107	10.7	+1.3
4.	Wofford	10	105	10.5	111	11.1	+0.6
5.	Samford	10	103	10.3	107	10.7	+0.4
	Mercer	10	105	10.5	109	10.9	+0.4
7.	Chattanooga	10	112	11.2	106	10.6	-0.6
8.	The Citadel	10	118	11.8	110	11.0	-0.8
9.	ETSU	10	131	13.1	101	10.1	-3.0
10.	VMI	10	143	14.3	100	10.0	-4.3

ASSIST/TURNOVER RATIO		G	Ast.	Avg.	T/O	Avg.	Ratio
1.	Furman	10	149	14.9	100	10.0	1.5
2.	Chattanooga	10	143	14.3	112	11.2	1.3
3.	UNCG	10	134	13.4	105	10.5	1.3
4.	Samford	10	126	12.6	103	10.3	1.2
5.	Wofford	10	125	12.5	105	10.5	1.2
6.	Western Carolina	10	109	10.9	94	9.4	1.2
7.	The Citadel	10	116	11.6	118	11.8	1.0
8.	Mercer	10	92	9.2	105	10.5	0.9
9.	ETSU	10	109	10.9	131	13.1	0.8
10.	VMI	10	105	10.5	143	14.3	0.7

OFFENSIVE REBOUNDS		G	No.	Avg/G
1.	Mercer	10	113	11.3
2.	ETSU	10	109	10.9
3.	VMI	10	108	10.8
4.	Chattanooga	10	105	10.5
5.	Western Carolina	10	92	9.2
	Furman	10	92	9.2
7.	Wofford	10	87	8.7
8.	Samford	10	86	8.6
9.	UNCG	10	83	8.3
10.	The Citadel	10	64	6.4

DEFENSIVE REBOUNDS		G	No.	Avg/G
1.	ETSU	10	269	26.9
2.	UNCG	10	262	26.2
3.	Furman	10	254	25.4
4.	Chattanooga	10	249	24.9
5.	Samford	10	247	24.7
6.	Western Carolina	10	246	24.6
7.	The Citadel	10	244	24.4
8.	Mercer	10	234	23.4
9.	Wofford	10	232	23.2
10.	VMI	10	231	23.1

DEFENSIVE REB PCT.		G	D-Reb	Opp. OR	D-Reb%
1.	Western Carolina	10	246	79	.757
2.	Samford	10	247	85	.744
3.	UNCG	10	262	96	.732
4.	Chattanooga	10	249	94	.726
5.	Furman	10	254	96	.726
6.	Mercer	10	234	91	.720
7.	ETSU	10	269	106	.717
8.	The Citadel	10	244	97	.716
9.	VMI	10	231	93	.713
10.	Wofford	10	232	102	.695

OFFENSIVE REB PCT.		G	O-Reb	Opp. DR	O-Reb%
1.	ETSU	10	109	239	.313
2.	Mercer	10	113	251	.310
3.	VMI	10	108	243	.308
4.	Chattanooga	10	105	239	.305
5.	Samford	10	86	228	.274
6.	Furman	10	92	246	.272
7.	Wofford	10	87	236	.269
8.	Western Carolina	10	92	266	.257
9.	UNCG	10	83	248	.251
10.	The Citadel	10	64	272	.190

2022-23 Southern Conference
CONFERENCE BASKETBALL STATISTICS
Through games of Jan 31, 2023 (Conference games only)

3-POINT FG MADE	G	No.	Avg/G
1. Chattanooga	10	108	10.8
2. Furman	10	100	10.0
3. Samford	10	98	9.8
4. VMI	10	78	7.8
5. Wofford	10	77	7.7
6. Western Carolina	10	76	7.6
7. UNCG	10	68	6.8
The Citadel	10	68	6.8
9. ETSU	10	59	5.9
10. Mercer	10	40	4.0

2022-23 Southern Conference
CONFERENCE BASKETBALL STATISTICS
Through games of Jan 31, 2023 (Conference games only)

Team	Conference	Pct.	PF	PA	Overall	Pct.	PF	PA	Current unbeaten streak
Furman	8-2	.800	81.6	71.5	8-2	.800	81.6	71.5	Furman -- 4
Samford	8-2	.800	77.2	71.0	8-2	.800	77.2	71.0	Mercer -- 2
UNCG	8-2	.800	69.4	60.6	8-2	.800	69.4	60.6	Wofford -- 2
Wofford	5-5	.500	73.2	73.4	5-5	.500	73.2	73.4	Western Carolina -- 1
Western Carolina	5-5	.500	68.9	69.5	5-5	.500	68.9	69.5	Chattanooga -- 1
Chattanooga	4-6	.400	74.7	73.3	4-6	.400	74.7	73.3	
The Citadel	4-6	.400	67.3	74.0	4-6	.400	67.3	74.0	
ETSU	4-6	.400	67.2	67.9	4-6	.400	67.2	67.9	
Mercer	4-6	.400	61.3	67.5	4-6	.400	61.3	67.5	
VMI	0-10	.000	62.0	74.1	0-10	.000	62.0	74.1	

TEAM SUMMARIES	G	PF-PA	Avg score	Margin	FG-FGA	Pct.	3FG-FGA	Pct.	FT-FTA	Pct.	RebF	RebA	Margin
Chattanooga	10	747-733	74.7-73.3	+1.4	250-575	.435	108-305	.354	139-184	.755	354	333	+2.1
ETSU	10	672-679	67.2-67.9	-0.7	249-566	.440	59-186	.317	115-174	.661	378	345	+3.3
Furman	10	816-715	81.6-71.5	+10.1	273-579	.472	100-274	.365	170-226	.752	346	342	+0.4
Mercer	10	613-675	61.3-67.5	-6.2	237-582	.407	40-146	.274	99-149	.664	347	342	+0.5
Samford	10	772-710	77.2-71.0	+6.2	262-555	.472	98-268	.366	150-199	.754	333	313	+2.0
The Citadel	10	673-740	67.3-74.0	-6.7	231-544	.425	68-203	.335	143-185	.773	308	369	-6.1
UNCG	10	694-606	69.4-60.6	+8.8	240-540	.444	68-203	.335	146-206	.709	345	344	+0.1
VMI	10	620-741	62.0-74.1	-12.1	230-572	.402	78-240	.325	82-111	.739	339	336	+0.3
Western Carolina	10	689-695	68.9-69.5	-0.6	240-575	.417	76-251	.303	133-191	.696	338	345	-0.7
Wofford	10	732-734	73.2-73.4	-0.2	262-567	.462	77-227	.339	131-169	.775	319	338	-1.9

ATTENDANCE	Home	Average	Away	Average	Neutral	Average	Total	Average
Chattanooga	5-16626	3325	5-9260	1852	0-0	0	10-25886	2589
ETSU	5-17074	3415	5-8526	1705	0-0	0	10-25600	2560
Furman	4-8068	2017	6-15702	2617	0-0	0	10-23770	2377
Mercer	4-4781	1195	6-9476	1579	0-0	0	10-14257	1426
Samford	5-13887	2777	5-8685	1737	0-0	0	10-22572	2257
The Citadel	5-5819	1164	5-9950	1990	0-0	0	10-15769	1577
UNCG	6-8897	1483	4-5006	1252	0-0	0	10-13903	1390
VMI	5-8740	1748	5-10483	2097	0-0	0	10-19223	1922
Western Carolina	5-8099	1620	5-14358	2872	0-0	0	10-22457	2246
Wofford	6-9658	1610	4-10203	2551	0-0	0	10-19861	1986
Totals	50-101649	2033	50-101649	2033	0-0	0	100-203298	2033

2022-23 Southern Conference
INDIVIDUAL BASKETBALL STATISTICS
Through games of Jan 31, 2023 (Conference games only)

To be ranked, a player must appear in at least 75.0% of their team's games.

SCORING								REBOUNDING							
	Cl	G	FG	3FG	FT	Pts	Avg/G		Cl	G	Off	Def	Total	Avg/G	
1. Stephen Clark-CIT	Sr	10	70	3	43	186	18.6	1. Tyzhaun Claude-WCU	Jr	10	36	49	85	8.5	
2. Logan Dye-SAM	Sr	10	64	21	30	179	17.9	2. Jermaine Marshall-SAM	Jr	10	19	61	80	8.0	
3. Mike Bothwell-FUR	Sr	10	60	14	44	178	17.8	3. Vonterius Woolbright-WCU	Sr	10	13	62	75	7.5	
4. Vonterius Woolbright-WCU	Sr	10	57	4	48	166	16.6	4. Stephen Clark-CIT	Sr	10	19	54	73	7.3	
Jalen Slawson-FUR	Sr	10	51	9	55	166	16.6	5. Jaden Seymour-ETSU	So	10	22	49	71	7.1	
6. B.J. Mack-WOF	Sr	10	52	19	33	156	15.6	6. Jalen Slawson-FUR	Sr	10	20	50	70	7.0	
7. Jalyn McCreary-MER	So	10	70	0	14	154	15.4	7. Jalen Haynes-ETSU	So	10	26	41	67	6.7	
8. Jamal Johnson-UTC	Sr	10	45	31	31	152	15.2	8. Jalyn McCreary-MER	So	10	26	39	65	6.5	
9. Tyzhaun Claude-WCU	Jr	10	53	2	43	151	15.1	9. Mohammed Abdulsalam-UNCG	Sr	10	15	49	64	6.4	
10. Keyshaun Langley-UNCG	Sr	10	55	24	16	150	15.0	Taeshaud Jackson-VMI	Fr	10	24	40	64	6.4	
11. Jordan King-ETSU	Sr	10	51	21	23	146	14.6	11. Marcus Foster-FUR	Jr	10	19	39	58	5.8	
12. Jalen Haynes-ETSU	So	10	50	1	38	139	13.9	12. Asher Woods-VMI	Fr	10	15	42	57	5.7	
13. Jermaine Marshall-SAM	Jr	10	45	15	29	134	13.4	13. Logan Dye-SAM	Sr	10	12	44	56	5.6	
Jackson Paveletzke-WOF	Fr	10	45	13	31	134	13.4	14. Austin Ash-CIT	Sr	10	5	49	54	5.4	
15. Tre Jackson-WCU	Jr	10	42	30	18	132	13.2	15. Sean Conway-VMI	Sr	10	19	34	53	5.3	
Austin Ash-CIT	Sr	10	42	28	20	132	13.2	16. Jah Quinones-MER	Fr	10	24	26	50	5.0	
17. Marcus Foster-FUR	Jr	10	42	29	16	129	12.9	Bas Leyte-UNCG	Sr	10	21	29	50	5.0	
18. JP Pegues-FUR	So	10	42	16	24	124	12.4	18. Kyler Filewich-WOF	Jr	10	15	34	49	4.9	
19. Tyler Houser-VMI	Fr	10	49	12	10	120	12.0	19. Rickey Bradley-VMI	Fr	10	9	39	48	4.8	
Asher Woods-VMI	Fr	10	42	17	19	120	12.0	Messiah Jones-WOF	Sr	10	19	29	48	4.8	
21. Sean Conway-VMI	Sr	10	40	18	16	114	11.4	B.J. Mack-WOF	Sr	10	7	41	48	4.8	
Keondre Kennedy-UNCG	Sr	10	38	18	20	114	11.4	Keondre Kennedy-UNCG	Sr	10	5	43	48	4.8	
23. Mikeal Brown-Jones-UNCG	Jr	10	38	5	29	110	11.0								
24. Russell Jones Jr.-WCU	Jr	10	36	19	14	105	10.5								
25. A.J. Staton-McCray-SAM	So	9	33	10	16	92	10.2								
26. Rickey Bradley-VMI	Fr	10	37	8	19	101	10.1								
27. Dalvin White-UTC	Sr	10	34	20	10	98	9.8								
28. Messiah Jones-WOF	Sr	10	36	0	22	94	9.4								
29. Bubba Parham-SAM	Sr	10	26	19	22	93	9.3								
30. Shawn Walker Jr.-MER	Sr	10	33	14	12	92	9.2								

FIELD GOAL PCT						ASSISTS				
	Cl	G	FGM	FGA	Pct.		Cl	G	No.	Avg/G
1. Mikeal Brown-Jones-UNCG	Jr	10	38	68	.559	1. Vonterius Woolbright-WCU	Sr	10	60	6.0
2. Logan Dye-SAM	Sr	10	64	115	.557	2. Dante Treacy-UNCG	Sr	10	42	4.2
3. AJ Smith-CIT	Fr	10	32	59	.542	3. JP Pegues-FUR	So	10	38	3.8
4. A.J. Staton-McCray-SAM	So	9	33	61	.541	4. Jalen Slawson-FUR	Sr	10	37	3.7
5. Jalyn McCreary-MER	So	10	70	133	.526	5. Tony Felder-VMI	Fr	10	34	3.4
Jalen Haynes-ETSU	So	10	50	95	.526	Jackson Paveletzke-WOF	Fr	10	34	3.4
7. Jalen Slawson-FUR	Sr	10	51	97	.526	7. Jaron Rillie-SAM	So	10	32	3.2
8. Messiah Jones-WOF	Sr	10	36	69	.522	8. Kobe Langley-UNCG	Sr	10	31	3.1
9. B.J. Mack-WOF	Sr	10	52	101	.515	9. Jordan King-ETSU	Sr	10	30	3.0
10. Tyzhaun Claude-WCU	Jr	10	53	103	.515	10. Dalvin White-UTC	Sr	10	29	2.9
11. Rickey Bradley-VMI	Fr	10	37	72	.514	Stephen Clark-CIT	Sr	10	29	2.9
12. Mike Bothwell-FUR	Sr	10	60	117	.513	12. Bubba Parham-SAM	Sr	10	26	2.6
13. Tyler Houser-VMI	Fr	10	49	96	.510	13. Elijah Morgan-CIT	Jr	10	23	2.3
14. Keyshaun Langley-UNCG	Sr	10	55	114	.482	Keyshaun Langley-UNCG	Sr	10	23	2.3
15. Stephen Clark-CIT	Sr	10	70	146	.479	15. Allen Strothers-ETSU	Fr	10	22	2.2
						Adam Silas-WOF	Fr	10	22	2.2

2022-23 Southern Conference
INDIVIDUAL BASKETBALL STATISTICS
Through games of Jan 31, 2023 (Conference games only)

FREE THROW PCT					
	Cl	G	FTM	FTA	Pct.
1. Jamal Johnson-UTC	Sr	10	31	34	.912
2. Austin Ash-CIT	Sr	10	20	22	.909
3. B.J. Mack-WOF	Sr	10	33	38	.868
4. Jordan King-ETSU	Sr	10	23	27	.852
5. Jackson Paveletzke-WOF	Fr	10	31	37	.838
6. Mike Bothwell-FUR	Sr	10	44	54	.815
Dante Treacy-UNCG	Sr	10	22	27	.815
Bubba Parham-SAM	Sr	10	22	27	.815
9. Jalen Slawson-FUR	Sr	10	55	69	.797
10. Messiah Jones-WOF	Sr	10	22	28	.786
11. Keondre Kennedy-UNCG	Sr	10	20	26	.769
12. Stephen Clark-CIT	Sr	10	43	56	.768
13. Madison Durr-CIT	Fr	10	26	35	.743
14. Logan Dye-SAM	Sr	10	30	41	.732
15. Bas Leyte-UNCG	Sr	10	21	29	.724

STEALS				
	Cl	G	No.	Avg/G
1. Elijah Morgan-CIT	Jr	10	24	2.4
2. Keyshaun Langley-UNCG	Sr	10	23	2.3
3. Kobe Langley-UNCG	Sr	10	22	2.2
4. Russell Jones Jr.-WCU	Jr	10	17	1.7
5. Jaron Rillie-SAM	So	10	16	1.6
6. Allen Strothers-ETSU	Fr	10	15	1.5
7. Jamal Johnson-UTC	Sr	10	14	1.4
8. Jordan King-ETSU	Sr	10	12	1.2
Vonterius Woolbright-WCU	Sr	10	12	1.2
Messiah Jones-WOF	Sr	10	12	1.2
Taeshaud Jackson-VMI	Fr	10	12	1.2
12. A.J. Staton-McCray-SAM	So	9	10	1.1
13. Keondre Kennedy-UNCG	Sr	10	11	1.1
Rickey Bradley-VMI	Fr	10	11	1.1
Asher Woods-VMI	Fr	10	11	1.1
Jermaine Marshall-SAM	Jr	10	11	1.1

3-POINT FG PCT					
	Cl	G	3FG	FGA	Pct.
1. Marcus Foster-FUR	Jr	10	29	65	.446
2. Carson McCorkle-WOF	So	10	16	36	.444
3. Logan Dye-SAM	Sr	10	21	48	.438
4. Bubba Parham-SAM	Sr	10	19	45	.422
5. Jamal Johnson-UTC	Sr	10	31	75	.413
6. Dalvin White-UTC	Sr	10	20	50	.400
7. Jackson Price-CIT	So	10	13	33	.394
8. Tre Jackson-WCU	Jr	10	30	77	.390
9. Austin Ash-CIT	Sr	10	28	72	.389
10. Keyshaun Langley-UNCG	Sr	10	24	63	.381
11. Russell Jones Jr.-WCU	Jr	10	19	50	.380
12. Jamarius Hairston-ETSU	Sr	10	11	29	.379
13. Jordan King-ETSU	Sr	10	21	56	.375
Tyler Houser-VMI	Fr	10	12	32	.375
15. B.J. Mack-WOF	Sr	10	19	51	.373

3-POINT FG MADE				
	Cl	G	3FG	Avg/G
1. Jamal Johnson-UTC	Sr	10	31	3.1
2. Tre Jackson-WCU	Jr	10	30	3.0
3. Marcus Foster-FUR	Jr	10	29	2.9
4. Austin Ash-CIT	Sr	10	28	2.8
5. Keyshaun Langley-UNCG	Sr	10	24	2.4
6. Logan Dye-SAM	Sr	10	21	2.1
Jordan King-ETSU	Sr	10	21	2.1
8. Dalvin White-UTC	Sr	10	20	2.0
9. Bubba Parham-SAM	Sr	10	19	1.9
Russell Jones Jr.-WCU	Jr	10	19	1.9
B.J. Mack-WOF	Sr	10	19	1.9
12. Keondre Kennedy-UNCG	Sr	10	18	1.8
Sean Conway-VMI	Sr	10	18	1.8
14. Asher Woods-VMI	Fr	10	17	1.7
15. Tony Felder-VMI	Fr	10	16	1.6
JP Pegues-FUR	So	10	16	1.6
Carson McCorkle-WOF	So	10	16	1.6

BLOCKED SHOTS				
	Cl	G	No.	Avg/G
1. Stephen Clark-CIT	Sr	10	21	2.1
2. Jalen Slawson-FUR	Sr	10	15	1.5
3. Jalyn McCreary-MER	So	10	9	0.9
Tyzhaun Claude-WCU	Jr	10	9	0.9
Jaden Seymour-ETSU	So	10	9	0.9
6. Tyler Harris-WCU	Sr	10	8	0.8
Jalen Haynes-ETSU	So	10	8	0.8
Mohammed Abdulsalam-UNCG	Sr	10	8	0.8
9. Keondre Kennedy-UNCG	Sr	10	7	0.7
Jermaine Marshall-SAM	Jr	10	7	0.7
11. TJ Grant-MER	Fr	8	5	0.6
12. Achor Achor-SAM	So	10	6	0.6
Logan Dye-SAM	Sr	10	6	0.6
Mikeal Brown-Jones-UNCG	Jr	10	6	0.6
15. Vonterius Woolbright-WCU	Sr	10	5	0.5
Tyler Houser-VMI	Fr	10	5	0.5
Kyler Filewich-WOF	Jr	10	5	0.5

ASSIST/TURNOVER RATIO					
	Cl	G	Ast.	T/O Ratio	
1. Dante Treacy-UNCG	Sr	10	42	15	2.8
2. JP Pegues-FUR	So	10	38	15	2.5
3. Kobe Langley-UNCG	Sr	10	31	13	2.4
4. Vonterius Woolbright-WCU	Sr	10	60	26	2.3
5. Jaron Rillie-SAM	So	10	32	16	2.0
6. Jackson Paveletzke-WOF	Fr	10	34	19	1.8
7. Jordan King-ETSU	Sr	10	30	18	1.7
8. Jalen Slawson-FUR	Sr	10	37	26	1.4
9. Tony Felder-VMI	Fr	10	34	25	1.4

2022-23 Southern Conference
INDIVIDUAL BASKETBALL STATISTICS
Through games of Jan 31, 2023 (Conference games only)

OFFENSIVE REBOUNDS				
	Cl	G	No.	Avg/G
1. Tyzhaun Claude-WCU	Jr	10	36	3.6
2. Jalyn McCreary-MER	So	10	26	2.6
Jalen Haynes-ETSU	So	10	26	2.6
4. Taeshaud Jackson-VMI	Fr	10	24	2.4
Jah Quinones-MER	Fr	10	24	2.4
6. Jaden Seymour-ETSU	So	10	22	2.2
7. Bas Leyte-UNCG	Sr	10	21	2.1
8. Jalen Slawson-FUR	Sr	10	20	2.0
9. Sean Conway-VMI	Sr	10	19	1.9
Stephen Clark-CIT	Sr	10	19	1.9
Messiah Jones-WOF	Sr	10	19	1.9
Jermaine Marshall-SAM	Jr	10	19	1.9
Marcus Foster-FUR	Jr	10	19	1.9
14. Kyler Filewich-WOF	Jr	10	15	1.5
Asher Woods-VMI	Fr	10	15	1.5
Mohammed Abdulsalam-UNCG	Sr	10	15	1.5

DEFENSIVE REBOUNDS				
	Cl	G	No.	Avg/G
1. Vonterius Woolbright-WCU	Sr	10	62	6.2
2. Jermaine Marshall-SAM	Jr	10	61	6.1
3. Stephen Clark-CIT	Sr	10	54	5.4
4. Jalen Slawson-FUR	Sr	10	50	5.0
5. Austin Ash-CIT	Sr	10	49	4.9
Mohammed Abdulsalam-UNCG	Sr	10	49	4.9
Tyzhaun Claude-WCU	Jr	10	49	4.9
Jaden Seymour-ETSU	So	10	49	4.9
9. Logan Dye-SAM	Sr	10	44	4.4
10. Keondre Kennedy-UNCG	Sr	10	43	4.3
11. Asher Woods-VMI	Fr	10	42	4.2
12. B.J. Mack-WOF	Sr	10	41	4.1
Jalen Haynes-ETSU	So	10	41	4.1
14. Taeshaud Jackson-VMI	Fr	10	40	4.0
15. Rickey Bradley-VMI	Fr	10	39	3.9
Jalyn McCreary-MER	So	10	39	3.9
JP Pegues-FUR	So	10	39	3.9
Marcus Foster-FUR	Jr	10	39	3.9

MINUTES PLAYED				
	Cl	G	No.	Avg/G
1. Austin Ash-CIT	Sr	10	382	38.2
2. Asher Woods-VMI	Fr	10	374	37.4
3. Jordan King-ETSU	Sr	10	359	35.9
4. Stephen Clark-CIT	Sr	10	358	35.8
Mike Bothwell-FUR	Sr	10	358	35.8
6. Tre Jackson-WCU	Jr	10	350	35.0
7. JP Pegues-FUR	So	10	345	34.5
8. Russell Jones Jr.-WCU	Jr	10	340	34.0
9. Sean Conway-VMI	Sr	10	339	33.9
10. Vonterius Woolbright-WCU	Sr	10	338	33.8
11. Rickey Bradley-VMI	Fr	10	327	32.7
12. Keyshaun Langley-UNCG	Sr	10	325	32.5
13. Elijah Morgan-CIT	Jr	10	322	32.2
14. Jalen Slawson-FUR	Sr	10	320	32.0
Marcus Foster-FUR	Jr	10	320	32.0
16. Jamal Johnson-UTC	Sr	10	313	31.3
Keondre Kennedy-UNCG	Sr	10	313	31.3
Jackson Paveletzke-WOF	Fr	10	313	31.3
19. Shawn Walker Jr.-MER	Sr	10	312	31.2
20. B.J. Mack-WOF	Sr	10	303	30.3
21. Logan Dye-SAM	Sr	10	302	30.2
22. Corey Tripp-WOF	So	10	298	29.8
23. Bubba Parham-SAM	Sr	10	295	29.5
24. Jermaine Marshall-SAM	Jr	10	283	28.3
25. Tyler Harris-WCU	Sr	10	282	28.2
26. Jaden Seymour-ETSU	So	10	279	27.9
27. Dante Treacy-UNCG	Sr	10	278	27.8
28. Jalen Haynes-ETSU	So	10	274	27.4
29. Allen Strothers-ETSU	Fr	10	268	26.8
30. Tyzhaun Claude-WCU	Jr	10	266	26.6

2022-23 Southern Conference
Conference Team Highs
Through games of Jan 31, 2023 (Conference games only)

TEAM HIGHS (highest totals made by)

Points	97	Furman vs The Citadel (01/04/23)
	96	ETSU at The Citadel (01/11/23)
	96	Furman at Wofford (01/22/23)
Margin	29 (80-51)	Chattanooga at Mercer (12/31/22)
	28 (73-45)	Western Carolina vs Mercer (01/07/23)
Field goals made	34	ETSU at The Citadel (01/11/23)
	32	Furman vs The Citadel (01/04/23)
	32	Samford vs Wofford (01/11/23)
	32	ETSU at Chattanooga (01/21/23)
	32	Samford at Furman (01/25/23)
Field goal attempts	70	Furman vs Samford (01/25/23)
	69	Chattanooga vs ETSU (01/21/23)
Field goal percentage	.608 (31-51)	Chattanooga vs Western Carolina (01/11/23)
	.582 (32-55)	Furman vs The Citadel (01/04/23)
3-Pt FG made	16	Furman vs VMI (12/29/22)
	16	VMI at Chattanooga (01/07/23)
	16	Samford vs Wofford (01/11/23)
3-Pt FG attempts	40	Furman vs VMI (12/29/22)
	39	Chattanooga at The Citadel (12/29/22)
	39	Samford vs Wofford (01/11/23)
3-Pt percentage	.625 (10-16)	Furman at Mercer (01/11/23)
	.615 (16-26)	VMI at Chattanooga (01/07/23)
Free throws made	33	UNCG at Furman (01/14/23)
	29	Samford at The Citadel (12/31/22)
Free throw attempts	41	UNCG at Furman (01/14/23)
	34	Samford at The Citadel (12/31/22)
	34	Furman vs Samford (01/25/23)
	34	Wofford vs Samford (01/28/23)
Free throw percentage	1.000 (17-17)	The Citadel at VMI (01/21/23)
	1.000 (16-16)	ETSU vs Chattanooga (01/28/23)
	1.000 (11-11)	VMI at Furman (12/29/22)
Rebounds	46	Western Carolina vs Mercer (01/07/23)
	45	VMI at UNCG (01/25/23)
Assists	25	Furman vs VMI (12/29/22)
	23	Furman vs The Citadel (01/04/23)
Steals	16	ETSU at The Citadel (01/11/23)
	12	Samford vs Wofford (01/11/23)
	12	UNCG vs The Citadel (01/19/23)
	12	UNCG vs VMI (01/25/23)
Blocked shots	9	The Citadel vs Western Carolina (01/14/23)
	9	Western Carolina vs Wofford (01/18/23)
Turnovers	20	The Citadel vs ETSU (01/11/23)
	19	The Citadel at UNCG (01/19/23)
	19	VMI at UNCG (01/25/23)
Fouls	29	Furman vs UNCG (01/14/23)
	26	Samford at Furman (01/25/23)
	26	Mercer vs ETSU (01/25/23)

2022-23 Southern Conference
Conference Individual Highs
Through games of Jan 31, 2023 (Conference games only)

INDIVIDUAL PLAYER GAME HIGHS

Points	42		Jordan King (ETSU) at The Citadel (01/11/23)
	37		Jake Stephens (Chattanooga) vs VMI (01/07/23)
Field goals made	14		Jordan King (ETSU) at The Citadel (01/11/23)
	13		Jake Stephens (Chattanooga) vs Western Carolina (01/11/23)
Field goal attempts	20		Keyshaun Langley (UNCG) at Wofford (12/31/22)
	20		Stephen Clark (The Citadel) vs Western Carolina (01/14/23)
	20		Jalyn McCreary (Mercer) vs ETSU (01/25/23)
Field goal percentage	.900	(9-10)	Mohammed Abdulsalam (UNCG) vs Furman (01/29/23)
	.889	(8-9)	Shannon Grant (Mercer) vs Furman (01/11/23)
3-Pt FG made	8		Jordan King (ETSU) at The Citadel (01/11/23)
	7		Marcus Foster (Furman) vs VMI (12/29/22)
3-Pt FG attempts	13		Keyshaun Langley (UNCG) at Wofford (12/31/22)
	12		Marcus Foster (Furman) vs VMI (12/29/22)
	12		Austin Ash (The Citadel) at Wofford (01/07/23)
	12		Jordan King (ETSU) at The Citadel (01/11/23)
3-Pt percentage	.857	(6-7)	Marcus Foster (Furman) at Mercer (01/11/23)
	.857	(6-7)	Carson McCorkle (Wofford) vs VMI (01/14/23)
Free throws made	13		Mike Bothwell (Furman) at Wofford (01/22/23)
	13		Jalen Slawson (Furman) vs Samford (01/25/23)
Free throw attempts	15		Jalen Slawson (Furman) vs Samford (01/25/23)
	14		Mike Bothwell (Furman) at Wofford (01/22/23)
Free throw percentage	1.000	(9-9)	Jaron Rillie (Samford) at The Citadel (12/31/22)
	1.000	(8-8)	B.J. Mack (Wofford) vs ETSU (12/29/22)
	1.000	(8-8)	Austin Ash (The Citadel) at VMI (01/21/23)
	1.000	(8-8)	Jalen Haynes (ETSU) vs Chattanooga (01/28/23)
Rebounds	17		Tyzhaun Claude (Western Carolina) at The Citadel (01/14/23)
	15		Jalyn McCreary (Mercer) vs Chattanooga (12/31/22)
	15		Jake Stephens (Chattanooga) vs VMI (01/07/23)
Assists	11		Vonterius Woolbright (Western Carolina) at VMI (01/28/23)
	10		Jaron Rillie (Samford) vs Mercer (12/28/22)
	10		Vonterius Woolbright (Western Carolina) vs Wofford (01/18/23)
Steals	7		Jordan King (ETSU) at The Citadel (01/11/23)
	6		Jaron Rillie (Samford) vs Wofford (01/11/23)
Blocked shots	5		Jake Stephens (Chattanooga) at The Citadel (12/29/22)
	5		Stephen Clark (The Citadel) vs ETSU (01/11/23)
	5		Stephen Clark (The Citadel) vs Western Carolina (01/14/23)
Turnovers	7		Asher Woods (VMI) at Chattanooga (01/07/23)
	7		Austin Ash (The Citadel) vs ETSU (01/11/23)